

Charnas

AccountNumber	GroupNumber	CompanyNumber	TransactionCode	TransactionYear	InstallationYear	Amount	AdjustedTY
35600			0	1994	1960	(346.00)	0
35600			0	1995	1960	(1,751.00)	0
35600			0	1996	1960	(1,375.00)	0
35600			3	1997	1960	(3.00)	0
35600			0	1997	1960	(5,391.00)	0
35600			0	1998	1960	(486.00)	0
35600			3	1999	1960	(78.00)	0
35600			0	1999	1960	(839.00)	0
35600			0	2001	1960	(99.00)	0
35600			0	2003	1960	(84.90)	0
35600			0	2006	1960	(3,719.52)	0
35600			3	2008	1960	(11,463.59)	0
35600			0	2008	1960	(16,743.05)	0
35600			0	2009	1960	(2,078.43)	0
35600			0	2010	1960	(213.29)	0
35600			8	2011	1960	595,372.22	0
35600			9	1961	1961	1,370,302.00	0
35600			0	1961	1961	(112.00)	0
35600			0	1962	1961	(1,542.00)	0
35600			0	1963	1961	(459.00)	0
35600			0	1964	1961	(4,058.00)	0
35600			0	1965	1961	(195.00)	0
35600			0	1966	1961	(446.00)	0
35600			0	1967	1961	(319.00)	0
35600			0	1968	1961	(4,853.00)	0
35600			0	1969	1961	(1,866.00)	0
35600			0	1970	1961	(179.00)	0
35600			0	1971	1961	(111.00)	0
35600			0	1972	1961	(600.00)	0
35600			0	1973	1961	(285.00)	0
35600			0	1974	1961	(2,442.00)	0
35600			0	1975	1961	(2,505.00)	0
35600			0	1976	1961	(336.00)	0
35600			0	1977	1961	(858.00)	0
35600			0	1978	1961	(266.00)	0
35600			0	1979	1961	(313.00)	0
35600			0	1980	1961	(776.00)	0
35600			0	1981	1961	(1,648.00)	0
35600			0	1982	1961	(84.00)	0
35600			0	1984	1961	(6,066.00)	0
35600			0	1985	1961	(21,283.00)	0
35600			0	1986	1961	(1,552.00)	0
35600			0	1987	1961	(1,794.00)	0
35600			0	1988	1961	(7,214.00)	0
35600			0	1989	1961	(2,199.00)	0
35600			0	1990	1961	(20,070.00)	0
35600			0	1991	1961	(406.00)	0
35600			0	1992	1961	(4,855.00)	0
35600			0	1993	1961	145.00	1992
35600			0	1994	1961	(197.00)	0
35600			0	1995	1961	(9,221.00)	0
35600			0	1996	1961	(360.00)	0
35600			0	1997	1961	(32,077.00)	0
35600			0	1998	1961	(618.00)	0
35600			3	1999	1961	(158.00)	0
35600			0	1999	1961	(1,277.00)	0
35600			0	2001	1961	(1,597.00)	0
35600			0	2003	1961	(8,575.78)	0
35600			0	2004	1961	(193.96)	0
35600			0	2006	1961	(7,596.99)	0

AccountNumber	GroupNumber	CompanyNumber	TransactionCode	TransactionYear	InstallationYear	Amount	AdjustedTY
35600			0	2007	1961	(3,174.20)	0
35600			3	2008	1961	(6,102.66)	0
35600			0	2008	1961	(201.19)	0
35600			0	2009	1961	(1,141.69)	0
35600			0	2010	1961	(5,401.19)	0
35600			0	2011	1961	(179.90)	0
35600			8	2011	1961	1,202,682.44	0
35600			9	1962	1962	805,077.00	0
35600			0	1962	1962	(368.00)	0
35600			0	1963	1962	(545.00)	0
35600			0	1964	1962	(630.00)	0
35600			0	1965	1962	(2,073.00)	0
35600			0	1966	1962	(341.00)	0
35600			0	1967	1962	(6.00)	0
35600			0	1968	1962	(690.00)	0
35600			0	1969	1962	(317.00)	0
35600			0	1970	1962	(18.00)	0
35600			0	1971	1962	(789.00)	0
35600			0	1972	1962	(337.00)	0
35600			0	1973	1962	(3,612.00)	0
35600			0	1974	1962	(3,045.00)	0
35600			0	1975	1962	(52,476.00)	0
35600			0	1976	1962	(183.00)	0
35600			0	1977	1962	(88.00)	0
35600			0	1978	1962	(2,324.00)	0
35600			0	1979	1962	(6,215.00)	0
35600			0	1980	1962	(1,952.00)	0
35600			0	1981	1962	(2,276.00)	0
35600			0	1982	1962	(574.00)	0
35600			0	1983	1962	(954.00)	0
35600			0	1984	1962	(4,780.00)	0
35600			0	1985	1962	(133.00)	0
35600			0	1986	1962	(860.00)	0
35600			0	1987	1962	(1,665.00)	0
35600			0	1988	1962	(6,932.00)	0
35600			0	1989	1962	(349.00)	0
35600			0	1990	1962	(7,253.00)	0
35600			0	1991	1962	(10.00)	0
35600			0	1992	1962	(467.00)	0
35600			0	1993	1962	(1,827.00)	0
35600			0	1994	1962	(2,570.00)	0
35600			0	1995	1962	(722.00)	0
35600			0	1996	1962	(1,646.00)	0
35600			0	1997	1962	1,144.00	1996
35600			3	1998	1962	(230.00)	0
35600			0	1998	1962	(497.00)	0
35600			3	1999	1962	(2,567.00)	0
35600			0	1999	1962	(1,958.00)	0
35600			0	2001	1962	(760.00)	0
35600			0	2003	1962	(20,319.70)	0
35600			0	2006	1962	(35,675.37)	0
35600			0	2007	1962	(4,539.03)	0
35600			3	2008	1962	(39,551.54)	0
35600			0	2008	1962	(338.31)	0
35600			0	2009	1962	(1,958.56)	0
35600			0	2010	1962	(1,147.64)	0
35600			0	2011	1962	(210.70)	0
35600			8	2011	1962	587,441.15	0
35600			9	1963	1963	1,886,266.00	0
35600			0	1963	1963	(868.00)	0

Charnas

AccountNumber	GroupNumber	CompanyNumber	TransactionCode	TransactionYear	InstallationYear	Amount	AdjustedTY
35600			0	1964	1963	(5,233.00)	0
35600			0	1965	1963	(4,679.00)	0
35600			0	1966	1963	(1,400.00)	0
35600			0	1967	1963	(657.00)	0
35600			0	1968	1963	(8,250.00)	0
35600			0	1969	1963	(2,831.00)	0
35600			0	1970	1963	(13,402.00)	0
35600			0	1971	1963	(7,222.00)	0
35600			0	1972	1963	(12,238.00)	0
35600			0	1973	1963	(9,460.00)	0
35600			0	1974	1963	(14,627.00)	0
35600			0	1975	1963	(30,651.00)	0
35600			0	1976	1963	(2,187.00)	0
35600			0	1977	1963	(63.00)	0
35600			0	1978	1963	(479.00)	0
35600			0	1979	1963	(14,434.00)	0
35600			0	1980	1963	(18,474.00)	0
35600			0	1981	1963	(473.00)	0
35600			0	1982	1963	(666.00)	0
35600			0	1983	1963	(26,526.00)	0
35600			0	1984	1963	(290.00)	0
35600			0	1985	1963	(434.00)	0
35600			0	1986	1963	(1,181.00)	0
35600			0	1987	1963	(7,100.00)	0
35600			0	1988	1963	(17,950.00)	0
35600			0	1989	1963	(1,972.00)	0
35600			0	1990	1963	(14,409.00)	0
35600			0	1991	1963	(1,468.00)	0
35600			0	1992	1963	(1,585.00)	0
35600			0	1993	1963	(825.00)	0
35600			0	1994	1963	(6,813.00)	0
35600			0	1995	1963	(719.00)	0
35600			0	1996	1963	(3,598.00)	0
35600			0	1997	1963	3,371.00	1996
35600			3	1998	1963	(24,269.00)	0
35600			0	1998	1963	(3,494.00)	0
35600			3	1999	1963	(1,136.00)	0
35600			0	1999	1963	(1,459.00)	0
35600			0	2002	1963	(103.00)	0
35600			0	2003	1963	(4,348.41)	0
35600			0	2004	1963	(169.17)	0
35600			0	2006	1963	(32,388.72)	0
35600			0	2007	1963	(1,018.45)	0
35600			3	2008	1963	(49,706.03)	0
35600			0	2008	1963	(3,071.86)	0
35600			0	2009	1963	(11,729.22)	0
35600			0	2010	1963	(4,679.73)	0
35600			0	2011	1963	(4,822.43)	0
35600			0	2011	1963	(4,330.64)	0
35600			8	2011	1963	1,509,747.34	0
35600			9	1964	1964	1,119,813.00	0
35600			0	1964	1964	(1,127.00)	0
35600			0	1965	1964	(310.00)	0
35600			0	1966	1964	(300.00)	0
35600			0	1967	1964	(381.00)	0
35600			0	1968	1964	(831.00)	0
35600			0	1969	1964	(426.00)	0
35600			0	1970	1964	(375.00)	0
35600			0	1971	1964	(586.00)	0
35600			0	1972	1964	(1,142.00)	0

AccountNumber	GroupNumber	CompanyNumber	TransactionCode	TransactionYear	InstallationYear	Amount	AdjustedTY
35600			0	1973	1964	(444.00)	0
35600			0	1974	1964	(7,408.00)	0
35600			0	1975	1964	(4,947.00)	0
35600			0	1976	1964	(149.00)	0
35600			0	1977	1964	(329.00)	0
35600			0	1979	1964	(637.00)	0
35600			0	1980	1964	(3,100.00)	0
35600			0	1981	1964	(51.00)	0
35600			0	1982	1964	(669.00)	0
35600			0	1983	1964	(1,365.00)	0
35600			0	1984	1964	(2,632.00)	0
35600			0	1985	1964	(13.00)	0
35600			0	1986	1964	(319.00)	0
35600			0	1987	1964	(291.00)	0
35600			0	1988	1964	(4,570.00)	0
35600			0	1990	1964	(221.00)	0
35600			0	1991	1964	(17.00)	0
35600			0	1992	1964	(701.00)	0
35600			0	1993	1964	(2,312.00)	0
35600			0	1994	1964	(469.00)	0
35600			0	1995	1964	(6,091.00)	0
35600			0	1996	1964	(46,944.00)	0
35600			0	1997	1964	(8,027.00)	0
35600			3	1998	1964	(260.00)	0
35600			0	1998	1964	(64.00)	0
35600			3	1999	1964	(507.00)	0
35600			0	1999	1964	(1,736.00)	0
35600			0	2002	1964	(850.00)	0
35600			0	2003	1964	(3,279.78)	0
35600			0	2004	1964	(2,876.27)	0
35600			0	2006	1964	(224.46)	0
35600			0	2007	1964	(428.14)	0
35600			3	2008	1964	(10,407.55)	0
35600			0	2009	1964	(3,655.38)	0
35600			0	2010	1964	(210.41)	0
35600			0	2011	1964	(302.06)	0
35600			8	2011	1964	997,827.95	0
35600			9	1965	1965	1,480,299.00	0
35600			0	1965	1965	(571.00)	0
35600			0	1966	1965	(12,097.00)	0
35600			0	1967	1965	(3,682.00)	0
35600			0	1968	1965	(2,559.00)	0
35600			0	1969	1965	(667.00)	0
35600			0	1970	1965	(3,041.00)	0
35600			0	1971	1965	(4,249.00)	0
35600			0	1972	1965	(3,989.00)	0
35600			0	1973	1965	(831.00)	0
35600			0	1974	1965	(2,346.00)	0
35600			0	1975	1965	(5,393.00)	0
35600			0	1976	1965	(3,844.00)	0
35600			0	1978	1965	(770.00)	0
35600			0	1979	1965	(212.00)	0
35600			0	1980	1965	(2,113.00)	0
35600			0	1981	1965	(3,218.00)	0
35600			0	1982	1965	(177.00)	0
35600			0	1983	1965	(45.00)	0
35600			0	1984	1965	(61.00)	0
35600			0	1985	1965	(3,885.00)	0
35600			0	1986	1965	(745.00)	0
35600			0	1987	1965	(3,423.00)	0

Charnas

AccountNumber	GroupNumber	CompanyNumber	TransactionCode	TransactionYear	InstallationYear	Amount	AdjustedTY
35600			0	1988	1965	(9,739.00)	0
35600			0	1989	1965	(3,110.00)	0
35600			0	1990	1965	(1,327.00)	0
35600			0	1991	1965	(2,915.00)	0
35600			0	1992	1965	(1,905.00)	0
35600			0	1993	1965	1,006.00	1992
35600			0	1994	1965	(404.00)	0
35600			0	1995	1965	(2,848.00)	0
35600			0	1996	1965	(6,720.00)	0
35600			0	1997	1965	(16,290.00)	0
35600			0	1998	1965	(199.00)	0
35600			3	1999	1965	(25,879.00)	0
35600			0	1999	1965	(4,041.00)	0
35600			0	2002	1965	(2,929.00)	0
35600			0	2003	1965	(6,488.51)	0
35600			0	2006	1965	(5,782.33)	0
35600			0	2007	1965	(3,402.73)	0
35600			3	2008	1965	(15,886.96)	0
35600			0	2008	1965	(9,632.19)	0
35600			0	2009	1965	(750.66)	0
35600			0	2010	1965	(70.18)	0
35600			0	2011	1965	(14,015.67)	0
35600			0	2011	1965	(10,369.40)	0
35600			8	2011	1965	1,278,682.37	0
35600			9	1966	1966	1,745,857.00	0
35600			0	1966	1966	(880.00)	0
35600			0	1967	1966	(177.00)	0
35600			0	1969	1966	(1,286.00)	0
35600			0	1970	1966	(12,418.00)	0
35600			0	1972	1966	(420.00)	0
35600			0	1973	1966	(494.00)	0
35600			0	1974	1966	(2,507.00)	0
35600			0	1975	1966	(1,503.00)	0
35600			0	1976	1966	(515.00)	0
35600			0	1977	1966	(2,673.00)	0
35600			0	1978	1966	(1,369.00)	0
35600			0	1979	1966	(441.00)	0
35600			0	1980	1966	(446.00)	0
35600			0	1981	1966	(2,493.00)	0
35600			0	1982	1966	(199.00)	0
35600			0	1983	1966	(514.00)	0
35600			0	1984	1966	(3,853.00)	0
35600			0	1985	1966	(3,662.00)	0
35600			0	1986	1966	(706.00)	0
35600			0	1987	1966	(982.00)	0
35600			0	1988	1966	(8,681.00)	0
35600			0	1990	1966	(1,240.00)	0
35600			0	1991	1966	(2,605.00)	0
35600			0	1992	1966	(369.00)	0
35600			0	1993	1966	(936.00)	0
35600			0	1994	1966	(226.00)	0
35600			0	1995	1966	(636.00)	0
35600			3	1996	1966	(548.00)	0
35600			0	1996	1966	(625.00)	0
35600			0	1997	1966	(6,992.00)	0
35600			0	1998	1966	(1,045.00)	0
35600			3	1999	1966	(9,446.00)	0
35600			0	1999	1966	(212.00)	0
35600			0	2000	1966	(446.00)	0
35600			0	2001	1966	(12.00)	0

Charnas

AccountNumber	GroupNumber	CompanyNumber	TransactionCode	TransactionYear	InstallationYear	Amount	AdjustedTY
35600			0	2002	1966	(5,448.00)	0
35600			0	2003	1966	(1,308.62)	0
35600			0	2004	1966	(557.15)	0
35600			0	2006	1966	(1,036.45)	0
35600			0	2007	1966	(185.39)	0
35600			3	2008	1966	(53,866.22)	0
35600			0	2008	1966	(3,416.05)	0
35600			0	2009	1966	(553.67)	0
35600			0	2010	1966	(1.81)	0
35600			0	2011	1966	(43.85)	0
35600			8	2011	1966	1,607,882.79	0
35600			9	1967	1967	1,067,471.00	0
35600			0	1967	1967	(241.00)	0
35600			0	1968	1967	(2,296.00)	0
35600			0	1969	1967	(2,571.00)	0
35600			0	1970	1967	(2,933.00)	0
35600			0	1971	1967	(1,220.00)	0
35600			0	1972	1967	(2,003.00)	0
35600			0	1973	1967	(911.00)	0
35600			0	1974	1967	(1,302.00)	0
35600			0	1975	1967	(18,857.00)	0
35600			0	1976	1967	(4,201.00)	0
35600			0	1977	1967	(2,298.00)	0
35600			0	1978	1967	(2,496.00)	0
35600			0	1979	1967	(160.00)	0
35600			0	1980	1967	(178.00)	0
35600			0	1982	1967	(8,051.00)	0
35600			0	1983	1967	(458.00)	0
35600			0	1984	1967	(51.00)	0
35600			0	1985	1967	(335.00)	0
35600			0	1986	1967	(4,031.00)	0
35600			0	1987	1967	(2,031.00)	0
35600			0	1988	1967	(5,726.00)	0
35600			0	1989	1967	(343.00)	0
35600			0	1990	1967	(3,341.00)	0
35600			0	1991	1967	(342.00)	0
35600			0	1992	1967	(1,232.00)	0
35600			0	1993	1967	268.00	1992
35600			0	1994	1967	(195.00)	0
35600			0	1995	1967	(6,910.00)	0
35600			0	1996	1967	(1,353.00)	0
35600			0	1997	1967	(206.00)	0
35600			0	1998	1967	(202.00)	0
35600			3	1999	1967	(3,711.00)	0
35600			0	1999	1967	(1,830.00)	0
35600			0	2000	1967	(176.00)	0
35600			0	2001	1967	(3,504.00)	0
35600			0	2002	1967	(109.00)	0
35600			0	2006	1967	(12,232.46)	0
35600			0	2007	1967	(774.57)	0
35600			3	2008	1967	(18,847.51)	0
35600			0	2008	1967	(1,078.30)	0
35600			0	2009	1967	(7,000.01)	0
35600			0	2010	1967	(1,375.01)	0
35600			0	2011	1967	(358.52)	0
35600			8	2011	1967	940,268.62	0
35600			9	1968	1968	551,247.00	0
35600			0	1968	1968	(787.00)	0
35600			0	1969	1968	(1,063.00)	0
35600			0	1970	1968	(96.00)	0

Charnas

AccountNumber	GroupNumber	CompanyNumber	TransactionCode	TransactionYear	InstallationYear	Amount	AdjustedTY
35600			0	1971	1968	(543.00)	0
35600			0	1972	1968	(3,078.00)	0
35600			0	1973	1968	(257.00)	0
35600			0	1974	1968	(3,153.00)	0
35600			0	1975	1968	(15,093.00)	0
35600			0	1976	1968	(303.00)	0
35600			0	1977	1968	(5,454.00)	0
35600			0	1978	1968	(2,681.00)	0
35600			0	1979	1968	(3,270.00)	0
35600			0	1980	1968	(610.00)	0
35600			0	1981	1968	(73.00)	0
35600			0	1982	1968	(751.00)	0
35600			0	1983	1968	(946.00)	0
35600			0	1984	1968	(867.00)	0
35600			0	1985	1968	(4,382.00)	0
35600			0	1986	1968	(20,258.00)	0
35600			0	1987	1968	(3,470.00)	0
35600			0	1988	1968	(1,410.00)	0
35600			0	1989	1968	(366.00)	0
35600			0	1990	1968	(4,357.00)	0
35600			0	1991	1968	(478.00)	0
35600			0	1992	1968	(3,096.00)	0
35600			0	1993	1968	545.00	1992
35600			0	1994	1968	(3,821.00)	0
35600			0	1995	1968	(5,420.00)	0
35600			0	1996	1968	(524.00)	0
35600			0	1997	1968	(5,926.00)	0
35600			0	1998	1968	(344.00)	0
35600			3	1999	1968	(60,171.00)	0
35600			0	1999	1968	(2,602.00)	0
35600			0	2000	1968	(23.00)	0
35600			0	2001	1968	(938.00)	0
35600			0	2003	1968	(372.58)	0
35600			0	2004	1968	(2,103.33)	0
35600			0	2006	1968	(5,113.23)	0
35600			0	2007	1968	(22,390.84)	0
35600			3	2008	1968	(16,885.12)	0
35600			0	2008	1968	(30,622.24)	0
35600			0	2009	1968	(321.58)	0
35600			0	2010	1968	(2,156.40)	0
35600			0	2011	1968	(38.00)	0
35600			8	2011	1968	315,177.68	0
35600			9	1969	1969	2,663,480.00	0
35600			0	1969	1969	(549.00)	0
35600			0	1970	1969	(887.00)	0
35600			0	1972	1969	(2,920.00)	0
35600			0	1974	1969	(26,133.00)	0
35600			0	1975	1969	(962.00)	0
35600			0	1977	1969	(11,009.00)	0
35600			0	1978	1969	(4,473.00)	0
35600			0	1979	1969	(54.00)	0
35600			0	1980	1969	(488.00)	0
35600			0	1981	1969	(5,360.00)	0
35600			0	1983	1969	(114,159.00)	0
35600			0	1984	1969	(18.00)	0
35600			0	1985	1969	(1,080.00)	0
35600			0	1986	1969	(3,646.00)	0
35600			0	1987	1969	(26,026.00)	0
35600			0	1988	1969	(4,130.00)	0
35600			0	1989	1969	(2,690.00)	0

Charnas

AccountNumber	GroupNumber	CompanyNumber	TransactionCode	TransactionYear	InstallationYear	Amount	AdjustedTY
35600			0	1990	1969	(510.00)	0
35600			0	1991	1969	(3,398.00)	0
35600			0	1992	1969	(69.00)	0
35600			0	1993	1969	(4,810.00)	0
35600			0	1994	1969	(90.00)	0
35600			0	1995	1969	(626.00)	0
35600			3	1996	1969	15,783.00	0
35600			0	1996	1969	(382.00)	0
35600			0	1997	1969	(12,479.00)	0
35600			0	1998	1969	(311.00)	0
35600			3	1999	1969	(1,444.00)	0
35600			0	1999	1969	(6,233.00)	0
35600			0	2000	1969	(65.00)	0
35600			0	2001	1969	(219.00)	0
35600			0	2003	1969	(24,200.97)	0
35600			0	2006	1969	(1,272.12)	0
35600			0	2007	1969	(23.24)	0
35600			3	2008	1969	(118,345.99)	0
35600			0	2008	1969	(3.87)	0
35600			0	2009	1969	(3,955.51)	0
35600			0	2010	1969	(1,179.16)	0
35600			8	2011	1969	2,295,062.14	0
35600			9	1970	1970	3,708,654.00	0
35600			0	1970	1970	(68.00)	0
35600			0	1972	1970	(234.00)	0
35600			0	1973	1970	(708.00)	0
35600			0	1974	1970	(6,345.00)	0
35600			0	1975	1970	(2,199.00)	0
35600			0	1976	1970	(36.00)	0
35600			0	1977	1970	(1,740.00)	0
35600			0	1978	1970	(39,384.00)	0
35600			0	1979	1970	(165.00)	0
35600			0	1980	1970	(24.00)	0
35600			0	1981	1970	(56,722.00)	0
35600			0	1982	1970	(176.00)	0
35600			0	1983	1970	(159,874.00)	0
35600			0	1984	1970	(6,442.00)	0
35600			0	1985	1970	(68.00)	0
35600			0	1986	1970	(1,622.00)	0
35600			0	1987	1970	(1,037.00)	0
35600			0	1989	1970	(189.00)	0
35600			0	1990	1970	(4,507.00)	0
35600			0	1991	1970	(83.00)	0
35600			0	1992	1970	(1,045.00)	0
35600			0	1993	1970	(1,892.00)	0
35600			0	1994	1970	(1,562.00)	0
35600			0	1995	1970	(3,017.00)	0
35600			0	1996	1970	(2,487.00)	0
35600			0	1997	1970	(3,601.00)	0
35600			3	1998	1970	(84.00)	0
35600			0	1998	1970	(878.00)	0
35600			3	1999	1970	(1,374.00)	0
35600			0	1999	1970	(4,048.00)	0
35600			0	2001	1970	(161.00)	0
35600			0	2003	1970	(3,648.01)	0
35600			0	2004	1970	(1,131.00)	0
35600			0	2006	1970	(85,662.17)	0
35600			0	2007	1970	(41,240.24)	0
35600			3	2008	1970	(22,977.45)	0
35600			0	2009	1970	(677.47)	0

AccountNumber	GroupNumber	CompanyNumber	TransactionCode	TransactionYear	InstallationYear	Amount	AdjustedTY
35600			0	2010	1970	(5,389.45)	0
35600			0	2011	1970	(3,377.40)	0
35600			8	2011	1970	3,242,778.81	0
35600			9	1971	1971	2,008,246.00	0
35600			0	1972	1971	(12,055.00)	0
35600			0	1973	1971	(2,348.00)	0
35600			0	1974	1971	(905.00)	0
35600			0	1975	1971	(25.00)	0
35600			0	1977	1971	(1,351.00)	0
35600			0	1978	1971	(7,184.00)	0
35600			0	1979	1971	(32.00)	0
35600			0	1980	1971	(592.00)	0
35600			0	1981	1971	(993.00)	0
35600			0	1982	1971	(230.00)	0
35600			0	1983	1971	(151,615.00)	0
35600			0	1984	1971	(2,258.00)	0
35600			0	1985	1971	(366.00)	0
35600			0	1986	1971	(193.00)	0
35600			0	1987	1971	(2,464.00)	0
35600			0	1988	1971	(796.00)	0
35600			0	1990	1971	(1,227.00)	0
35600			0	1991	1971	(1,886.00)	0
35600			0	1992	1971	(1,637.00)	0
35600			0	1993	1971	(605.00)	0
35600			0	1994	1971	(1,586.00)	0
35600			0	1995	1971	(3,655.00)	0
35600			0	1996	1971	(306.00)	0
35600			0	1997	1971	(2,093.00)	0
35600			0	1998	1971	(908.00)	0
35600			3	1999	1971	(6,938.00)	0
35600			0	1999	1971	(7,365.00)	0
35600			0	2000	1971	(92.00)	0
35600			0	2005	1971	(1,286.82)	0
35600			0	2006	1971	(10,411.43)	0
35600			0	2007	1971	(2,995.74)	0
35600			3	2008	1971	(22,428.13)	0
35600			0	2009	1971	(4,098.94)	0
35600			0	2010	1971	(1,394.68)	0
35600			0	2011	1971	(604.29)	0
35600			8	2011	1971	1,753,320.97	0
35600			9	1972	1972	2,069,323.00	0
35600			0	1973	1972	(1,703.00)	0
35600			0	1974	1972	(3,808.00)	0
35600			0	1975	1972	(7,947.00)	0
35600			0	1976	1972	(69.00)	0
35600			0	1977	1972	(225.00)	0
35600			0	1978	1972	(1,924.00)	0
35600			0	1981	1972	(64.00)	0
35600			0	1982	1972	(2,037.00)	0
35600			0	1983	1972	(555.00)	0
35600			0	1984	1972	(120.00)	0
35600			0	1985	1972	(641.00)	0
35600			0	1986	1972	(1,640.00)	0
35600			0	1987	1972	(13,052.00)	0
35600			0	1988	1972	(1,780.00)	0
35600			0	1989	1972	(1,223.00)	0
35600			0	1990	1972	(4,450.00)	0
35600			0	1991	1972	(849.00)	0
35600			0	1992	1972	(17,584.00)	0
35600			0	1993	1972	(397.00)	0

AccountNumber	GroupNumber	CompanyNumber	TransactionCode	TransactionYear	InstallationYear	Amount	AdjustedTY
35600			0	1994	1972	(926.00)	0
35600			0	1995	1972	(2,024.00)	0
35600			0	1996	1972	(5,425.00)	0
35600			0	1997	1972	(20,107.00)	0
35600			3	1998	1972	(627.00)	0
35600			3	1999	1972	(1,384.00)	0
35600			0	1999	1972	(822.00)	0
35600			0	2000	1972	(89.00)	0
35600			0	2001	1972	(260.00)	0
35600			0	2003	1972	(822.47)	0
35600			0	2006	1972	(743.96)	0
35600			0	2007	1972	(248.42)	0
35600			3	2008	1972	(87,337.07)	0
35600			0	2008	1972	(1,676.77)	0
35600			0	2009	1972	(12,133.86)	0
35600			0	2010	1972	(1,116.47)	0
35600			0	2011	1972	(2,728.69)	0
35600			0	2011	1972	(7,126.63)	0
35600			8	2011	1972	1,863,656.66	0
35600			9	1973	1973	3,455,891.00	0
35600			0	1973	1973	(48.00)	0
35600			0	1974	1973	(190.00)	0
35600			0	1975	1973	(19,963.00)	0
35600			0	1976	1973	(574.00)	0
35600			0	1977	1973	(694.00)	0
35600			0	1978	1973	(694.00)	0
35600			0	1979	1973	(225.00)	0
35600			0	1980	1973	(379.00)	0
35600			0	1981	1973	(866.00)	0
35600			0	1982	1973	(998.00)	0
35600			0	1983	1973	(12,130.00)	0
35600			0	1984	1973	(560.00)	0
35600			0	1985	1973	(270.00)	0
35600			0	1986	1973	(493.00)	0
35600			0	1987	1973	(30.00)	0
35600			0	1988	1973	(853.00)	0
35600			0	1989	1973	(3,862.00)	0
35600			0	1990	1973	(13,956.00)	0
35600			0	1992	1973	(3,791.00)	0
35600			3	1993	1973	(449.00)	0
35600			0	1993	1973	(194.00)	0
35600			0	1994	1973	(5,812.00)	0
35600			0	1995	1973	(28,385.00)	0
35600			0	1996	1973	(6,328.00)	0
35600			0	1997	1973	(2,097.00)	0
35600			3	1998	1973	(16.00)	0
35600			0	1998	1973	(3,315.00)	0
35600			3	1999	1973	(94.00)	0
35600			0	1999	1973	(1,354.00)	0
35600			0	2000	1973	(55.00)	0
35600			0	2003	1973	(2,785.25)	0
35600			0	2007	1973	(58.30)	0
35600			3	2008	1973	(78,072.38)	0
35600			0	2008	1973	(30.12)	0
35600			0	2009	1973	(3,474.08)	0
35600			0	2010	1973	(286.50)	0
35600			0	2011	1973	(1,843.73)	0
35600			8	2011	1973	3,260,665.64	0
35600			9	1974	1974	1,212,723.00	0
35600			0	1975	1974	(702.00)	0

Charnas

AccountNumber	GroupNumber	CompanyNumber	TransactionCode	TransactionYear	InstallationYear	Amount	AdjustedTY
35600			0	1976	1974	(429.00)	0
35600			0	1977	1974	(239.00)	0
35600			0	1978	1974	(141.00)	0
35600			0	1979	1974	(1,053.00)	0
35600			0	1980	1974	(1,088.00)	0
35600			0	1981	1974	(14,751.00)	0
35600			0	1982	1974	(145.00)	0
35600			0	1983	1974	(47,963.00)	0
35600			0	1984	1974	(17.00)	0
35600			0	1985	1974	(1,759.00)	0
35600			0	1986	1974	(18,580.00)	0
35600			0	1987	1974	(129.00)	0
35600			0	1988	1974	(2,275.00)	0
35600			0	1989	1974	(2,811.00)	0
35600			0	1990	1974	(729.00)	0
35600			0	1991	1974	(2,546.00)	0
35600			0	1992	1974	(6,609.00)	0
35600			0	1994	1974	(11,631.00)	0
35600			0	1995	1974	(703.00)	0
35600			3	1996	1974	2,582.00	0
35600			0	1996	1974	(2,611.00)	0
35600			0	1997	1974	(21,086.00)	0
35600			3	1998	1974	(12,885.00)	0
35600			0	1998	1974	(1,146.00)	0
35600			3	1999	1974	(19,707.00)	0
35600			0	1999	1974	(2,033.00)	0
35600			0	2001	1974	(9.00)	0
35600			0	2006	1974	(28.94)	0
35600			0	2007	1974	(408.98)	0
35600			3	2008	1974	(42,478.90)	0
35600			0	2008	1974	(2.28)	0
35600			0	2009	1974	(1,723.42)	0
35600			0	2010	1974	(462.58)	0
35600			0	2011	1974	(1,754.85)	0
35600			8	2011	1974	994,668.05	0
35600			9	1975	1975	1,514,974.00	0
35600			0	1975	1975	(51.00)	0
35600			0	1976	1975	(197.00)	0
35600			0	1977	1975	(156.00)	0
35600			0	1978	1975	(7,567.00)	0
35600			0	1979	1975	(52.00)	0
35600			0	1980	1975	(174.00)	0
35600			0	1981	1975	(307.00)	0
35600			0	1982	1975	(1,567.00)	0
35600			0	1983	1975	(46,425.00)	0
35600			0	1984	1975	(131.00)	0
35600			0	1985	1975	(2,084.00)	0
35600			0	1986	1975	(265.00)	0
35600			0	1987	1975	(569.00)	0
35600			0	1988	1975	(511.00)	0
35600			0	1989	1975	(5,424.00)	0
35600			0	1990	1975	(2,072.00)	0
35600			0	1991	1975	(139.00)	0
35600			0	1992	1975	(7,603.00)	0
35600			3	1993	1975	(61.00)	0
35600			0	1993	1975	(189.00)	0
35600			0	1994	1975	(2,780.00)	0
35600			0	1995	1975	(5,655.00)	0
35600			0	1996	1975	(2,385.00)	0
35600			0	1997	1975	(24,020.00)	0

Charnas

AccountNumber	GroupNumber	CompanyNumber	TransactionCode	TransactionYear	InstallationYear	Amount	AdjustedTY
35600			3	1998	1975	(21,055.00)	0
35600			0	1998	1975	(6,683.00)	0
35600			3	1999	1975	(7,341.00)	0
35600			0	1999	1975	(11,766.00)	0
35600			0	2006	1975	(1,144.18)	0
35600			0	2007	1975	(1,071.79)	0
35600			3	2008	1975	(20,481.82)	0
35600			0	2008	1975	(4,100.68)	0
35600			0	2009	1975	(6,572.63)	0
35600			0	2010	1975	(1,421.00)	0
35600			0	2011	1975	(1,604.90)	0
35600			0	2011	1975	(170.50)	0
35600			8	2011	1975	1,321,177.50	0
35600			9	1976	1976	2,847,846.00	0
35600			0	1977	1976	(4,776.00)	0
35600			0	1978	1976	(5,557.00)	0
35600			0	1979	1976	(1,117.00)	0
35600			0	1980	1976	(6,587.00)	0
35600			0	1981	1976	(4,444.00)	0
35600			0	1982	1976	(10,352.00)	0
35600			0	1984	1976	(1,187.00)	0
35600			0	1985	1976	(40,186.00)	0
35600			0	1986	1976	(5,867.00)	0
35600			0	1988	1976	(48,173.00)	0
35600			0	1989	1976	(986.00)	0
35600			0	1990	1976	(166,888.00)	0
35600			0	1991	1976	(203.00)	0
35600			0	1993	1976	(50.00)	0
35600			0	1994	1976	(292.00)	0
35600			0	1995	1976	(9,204.00)	0
35600			0	1996	1976	(1,192.00)	0
35600			0	1997	1976	6,249.00	1995
35600			0	1998	1976	(360.00)	0
35600			3	1999	1976	(11,048.00)	0
35600			0	1999	1976	(131.00)	0
35600			0	2001	1976	(8.00)	0
35600			0	2002	1976	(52.00)	0
35600			0	2007	1976	(55.53)	0
35600			3	2008	1976	(20,458.57)	0
35600			0	2009	1976	(210.36)	0
35600			0	2010	1976	(486.60)	0
35600			0	2011	1976	(3,418.91)	0
35600			8	2011	1976	2,510,805.03	0
35600			9	1977	1977	1,931,819.00	0
35600			0	1978	1977	(726.00)	0
35600			0	1979	1977	(148.00)	0
35600			0	1980	1977	(332.00)	0
35600			0	1981	1977	(9,122.00)	0
35600			0	1982	1977	(439.00)	0
35600			0	1983	1977	(94,191.00)	0
35600			0	1984	1977	(992.00)	0
35600			0	1986	1977	(29.00)	0
35600			0	1987	1977	(49,888.00)	0
35600			0	1988	1977	(1,660.00)	0
35600			0	1989	1977	(1,865.00)	0
35600			0	1990	1977	(355.00)	0
35600			0	1991	1977	(3,973.00)	0
35600			0	1992	1977	(5,079.00)	0
35600			0	1994	1977	(5,339.00)	0
35600			0	1995	1977	(2,845.00)	0

AccountNumber	GroupNumber	CompanyNumber	TransactionCode	TransactionYear	InstallationYear	Amount	AdjustedTY
35600			0	1996	1977	(6,566.00)	0
35600			0	1997	1977	2,915.00	1996
35600			0	1998	1977	(1,471.00)	0
35600			3	1999	1977	(6,510.00)	0
35600			0	1999	1977	(1,977.00)	0
35600			0	2003	1977	(28,287.27)	0
35600			0	2007	1977	(259.92)	0
35600			3	2008	1977	(82,219.90)	0
35600			0	2009	1977	(8,013.05)	0
35600			0	2010	1977	(98.30)	0
35600			8	2011	1977	1,622,348.56	0
35600			9	1978	1978	6,348,439.00	0
35600			0	1978	1978	(274.00)	0
35600			0	1980	1978	(283.00)	0
35600			0	1981	1978	(4,517.00)	0
35600			0	1982	1978	(188.00)	0
35600			0	1983	1978	(165.00)	0
35600			0	1984	1978	(687.00)	0
35600			0	1985	1978	(32,892.00)	0
35600			0	1986	1978	(3,141.00)	0
35600			0	1987	1978	(1,859.00)	0
35600			0	1988	1978	(39,747.00)	0
35600			0	1989	1978	(1,566.00)	0
35600			0	1990	1978	(431.00)	0
35600			0	1991	1978	(414.00)	0
35600			0	1992	1978	(13.00)	0
35600			3	1993	1978	(477.00)	0
35600			0	1993	1978	(90.00)	0
35600			0	1994	1978	(26,320.00)	0
35600			0	1995	1978	(480.00)	0
35600			0	1996	1978	(24.00)	0
35600			0	1997	1978	18,502.00	1994
35600			0	1998	1978	(549.00)	0
35600			3	1999	1978	(7,667.00)	0
35600			0	1999	1978	(351.00)	0
35600			0	2001	1978	(498.00)	0
35600			0	2006	1978	(46,532.65)	0
35600			0	2007	1978	(863.81)	0
35600			3	2008	1978	(32,616.54)	0
35600			0	2008	1978	(805.93)	0
35600			0	2009	1978	(799.62)	0
35600			0	2010	1978	(4,842.14)	0
35600			8	2011	1978	6,157,847.31	0
35600			9	1979	1979	2,277,863.00	0
35600			0	1979	1979	(45.00)	0
35600			0	1980	1979	(1,736.00)	0
35600			0	1981	1979	(41,399.00)	0
35600			0	1982	1979	(2,131.00)	0
35600			0	1983	1979	(76,609.00)	0
35600			0	1984	1979	(1,622.00)	0
35600			0	1986	1979	(355.00)	0
35600			0	1987	1979	(6,544.00)	0
35600			0	1988	1979	(10,216.00)	0
35600			0	1989	1979	(2,811.00)	0
35600			0	1990	1979	(1,739.00)	0
35600			0	1991	1979	(5,046.00)	0
35600			0	1992	1979	(4,258.00)	0
35600			0	1993	1979	(3,614.00)	0
35600			0	1995	1979	(159.00)	0
35600			0	1996	1979	(10,106.00)	0

AccountNumber	GroupNumber	CompanyNumber	TransactionCode	TransactionYear	InstallationYear	Amount	AdjustedTY
35600			0	1997	1979	(2,656.00)	0
35600			3	1998	1979	(130.00)	0
35600			3	1999	1979	(10,656.00)	0
35600			0	1999	1979	(2,404.00)	0
35600			0	2000	1979	(1,287.00)	0
35600			0	2001	1979	(153.00)	0
35600			0	2003	1979	(5,538.70)	0
35600			0	2007	1979	(11.01)	0
35600			3	2008	1979	(73,569.77)	0
35600			0	2009	1979	(2,154.75)	0
35600			0	2010	1979	(799.42)	0
35600			8	2011	1979	2,010,113.35	0
35600			9	1980	1980	11,423,696.00	0
35600			0	1981	1980	(221.00)	0
35600			0	1983	1980	(1,398.00)	0
35600			0	1984	1980	(1,136.00)	0
35600			0	1985	1980	(142.00)	0
35600			0	1986	1980	(489.00)	0
35600			0	1987	1980	(337.00)	0
35600			0	1989	1980	(1,830.00)	0
35600			0	1990	1980	(1,534.00)	0
35600			0	1991	1980	(643.00)	0
35600			0	1992	1980	(14,720.00)	0
35600			0	1993	1980	5,780.00	1992
35600			0	1994	1980	(1,211.00)	0
35600			0	1995	1980	(19,199.00)	0
35600			0	1996	1980	(32,051.00)	0
35600			0	1997	1980	28,237.00	1996
35600			3	1998	1980	(743.00)	0
35600			0	1998	1980	(3,137.00)	0
35600			3	1999	1980	(30,866.00)	0
35600			0	1999	1980	(2,537.00)	0
35600			0	2001	1980	(1,684.00)	0
35600			0	2002	1980	(120.00)	0
35600			0	2003	1980	(900.87)	0
35600			0	2006	1980	(2,704.57)	0
35600			0	2007	1980	(4,217.47)	0
35600			3	2008	1980	(26,039.69)	0
35600			0	2008	1980	(2.31)	0
35600			0	2009	1980	(546.00)	0
35600			0	2010	1980	(469.56)	0
35600			0	2011	1980	(1,448.23)	0
35600			8	2011	1980	11,307,386.30	0
35600			9	1981	1981	4,548,949.00	0
35600			0	1981	1981	(8,459.00)	0
35600			0	1983	1981	(100.00)	0
35600			0	1984	1981	(1,453.00)	0
35600			0	1985	1981	(131.00)	0
35600			0	1986	1981	(893.00)	0
35600			0	1987	1981	(17,438.00)	0
35600			0	1989	1981	(2,202.00)	0
35600			0	1990	1981	(1,532.00)	0
35600			0	1991	1981	(911.00)	0
35600			0	1992	1981	(397.00)	0
35600			0	1993	1981	(136.00)	0
35600			0	1994	1981	(8,842.00)	0
35600			0	1995	1981	(101.00)	0
35600			0	1996	1981	(1,676.00)	0
35600			0	1997	1981	(474.00)	0
35600			0	1998	1981	(2,972.00)	0

Charnas

AccountNumber	GroupNumber	CompanyNumber	TransactionCode	TransactionYear	InstallationYear	Amount	AdjustedTY
35600			3	1999	1981	(44,866.00)	0
35600			0	1999	1981	(1,018.00)	0
35600			0	2001	1981	(3,046.00)	0
35600			0	2002	1981	(397.00)	0
35600			0	2003	1981	(3,461.89)	0
35600			0	2004	1981	(416.32)	0
35600			3	2008	1981	(132,630.38)	0
35600			0	2008	1981	(51,458.66)	0
35600			0	2009	1981	(5,363.21)	0
35600			0	2010	1981	(2,209.71)	0
35600			0	2011	1981	(7,127.78)	0
35600			8	2011	1981	4,249,237.05	0
35600			9	1982	1982	6,205,537.00	0
35600			0	1982	1982	(330.00)	0
35600			0	1983	1982	(1,212.00)	0
35600			0	1984	1982	(1,273.00)	0
35600			0	1985	1982	(16,518.00)	0
35600			0	1986	1982	(4,316.00)	0
35600			0	1987	1982	(918.00)	0
35600			0	1988	1982	(671.00)	0
35600			0	1989	1982	(215.00)	0
35600			0	1990	1982	(19,832.00)	0
35600			0	1991	1982	(839.00)	0
35600			0	1992	1982	(3,845.00)	0
35600			0	1993	1982	(1,531.00)	0
35600			0	1994	1982	(3,760.00)	0
35600			0	1995	1982	(8,342.00)	0
35600			0	1997	1982	(13,464.00)	0
35600			3	1998	1982	(159.00)	0
35600			3	1999	1982	(5,267.00)	0
35600			0	1999	1982	(1,073.00)	0
35600			0	2000	1982	(21.00)	0
35600			0	2001	1982	(986.00)	0
35600			0	2003	1982	(2,169.63)	0
35600			0	2007	1982	(6,496.78)	0
35600			3	2008	1982	(43,390.67)	0
35600			0	2008	1982	(1,166.21)	0
35600			0	2009	1982	(2,404.72)	0
35600			0	2010	1982	(1,721.13)	0
35600			8	2011	1982	6,063,615.86	0
35600			9	1983	1983	1,792,440.00	0
35600			0	1984	1983	(409.00)	0
35600			0	1985	1983	(4,553.00)	0
35600			0	1986	1983	(181.00)	0
35600			0	1987	1983	(1,150.00)	0
35600			0	1988	1983	(580.00)	0
35600			0	1989	1983	(356.00)	0
35600			0	1990	1983	(3,542.00)	0
35600			0	1991	1983	(3,262.00)	0
35600			0	1992	1983	(405.00)	0
35600			3	1993	1983	(104.00)	0
35600			0	1993	1983	(686.00)	0
35600			0	1994	1983	(10,783.00)	0
35600			0	1995	1983	(440.00)	0
35600			0	1996	1983	(336.00)	0
35600			0	1997	1983	5,415.00	1994
35600			3	1998	1983	(168.00)	0
35600			3	1999	1983	(2,453.00)	0
35600			0	1999	1983	(840.00)	0
35600			0	2001	1983	(202.00)	0

Charnas

AccountNumber	GroupNumber	CompanyNumber	TransactionCode	TransactionYear	InstallationYear	Amount	AdjustedTY
35600			0	2002	1983	(121.00)	0
35600			0	2003	1983	(6,111.38)	0
35600			0	2006	1983	(420.04)	0
35600			0	2007	1983	(1,081.42)	0
35600			3	2008	1983	(23,692.34)	0
35600			0	2008	1983	(0.64)	0
35600			0	2009	1983	(447.83)	0
35600			0	2010	1983	(1,531.63)	0
35600			0	2011	1983	(23.33)	0
35600			8	2011	1983	1,733,975.39	0
35600			9	1984	1984	7,512,050.00	0
35600			0	1985	1984	(3,044.00)	0
35600			0	1986	1984	(1,305.00)	0
35600			0	1987	1984	(5,933.00)	0
35600			0	1988	1984	(113.00)	0
35600			0	1989	1984	(3,260.00)	0
35600			0	1990	1984	(1,485.00)	0
35600			0	1991	1984	(736.00)	0
35600			0	1992	1984	(2,865.00)	0
35600			0	1993	1984	1,948.00	1992
35600			0	1994	1984	(13,331.00)	0
35600			0	1995	1984	(3,663.00)	0
35600			0	1996	1984	(56,353.00)	0
35600			0	1997	1984	(712.00)	0
35600			3	1998	1984	(230.00)	0
35600			0	1998	1984	(693.00)	0
35600			3	1999	1984	(4,215.00)	0
35600			0	1999	1984	(424.00)	0
35600			0	2000	1984	(218.00)	0
35600			0	2003	1984	(565.13)	0
35600			0	2005	1984	(436.11)	0
35600			0	2006	1984	(497.81)	0
35600			3	2008	1984	(30,158.12)	0
35600			0	2008	1984	(0.76)	0
35600			0	2009	1984	(1,446.91)	0
35600			0	2010	1984	(1,816.88)	0
35600			8	2011	1984	7,380,496.28	0
35600			9	1985	1985	3,730,351.00	0
35600			0	1986	1985	(3,626.00)	0
35600			0	1987	1985	(21,648.00)	0
35600			0	1988	1985	(1,467.00)	0
35600			0	1989	1985	(258.00)	0
35600			0	1990	1985	(9,066.00)	0
35600			0	1991	1985	(432.00)	0
35600			0	1992	1985	(29.00)	0
35600			3	1993	1985	(85.00)	0
35600			0	1993	1985	(862.00)	0
35600			0	1994	1985	(9,616.00)	0
35600			0	1995	1985	(5,730.00)	0
35600			0	1996	1985	(147.00)	0
35600			0	1997	1985	2,809.00	1995
35600			3	1998	1985	(196.00)	0
35600			3	1998	1985	67,199.00	0
35600			3	1999	1985	(4,923.00)	0
35600			0	1999	1985	(3,357.00)	0
35600			0	2001	1985	(2,276.00)	0
35600			0	2002	1985	(28.00)	0
35600			0	2003	1985	(135.51)	0
35600			0	2004	1985	(733.87)	0
35600			0	2005	1985	(202.71)	0

AccountNumber	GroupNumber	CompanyNumber	TransactionCode	TransactionYear	InstallationYear	Amount	AdjustedTY
35600			0	2007	1985	(1,297.07)	0
35600			3	2008	1985	(52,318.33)	0
35600			0	2008	1985	(0.71)	0
35600			0	2009	1985	(1,449.34)	0
35600			0	2010	1985	(22.89)	0
35600			8	2011	1985	3,680,452.57	0
35600			9	1986	1986	5,289,713.00	0
35600			0	1987	1986	(8,340.00)	0
35600			0	1988	1986	(185.00)	0
35600			0	1989	1986	(4,422.00)	0
35600			0	1990	1986	(2,520.00)	0
35600			0	1992	1986	(1,490.00)	0
35600			3	1993	1986	(1,809.00)	0
35600			0	1994	1986	(508.00)	0
35600			3	1996	1986	(2,934.00)	0
35600			0	1996	1986	(11,490.00)	0
35600			0	1997	1986	(2,364.00)	0
35600			3	1999	1986	(839.00)	0
35600			0	2002	1986	(267.00)	0
35600			0	2007	1986	(139.31)	0
35600			3	2008	1986	(66,103.19)	0
35600			0	2009	1986	(468.89)	0
35600			0	2010	1986	(12,970.18)	0
35600			8	2011	1986	5,172,863.43	0
35600			9	1987	1987	8,355,166.00	0
35600			0	1987	1987	(27.00)	0
35600			0	1988	1987	(802.00)	0
35600			0	1989	1987	(57,671.00)	0
35600			0	1990	1987	(8,742.00)	0
35600			0	1991	1987	(1,148.00)	0
35600			0	1992	1987	(11,108.00)	0
35600			0	1993	1987	(608.00)	0
35600			3	1994	1987	1,905.00	0
35600			0	1994	1987	(1,270.00)	0
35600			0	1995	1987	(2,665.00)	0
35600			0	1996	1987	(4,249.00)	0
35600			0	1997	1987	(17,355.00)	0
35600			0	1998	1987	(6,651.00)	0
35600			3	1999	1987	(39,798.00)	0
35600			0	1999	1987	(774.00)	0
35600			0	2001	1987	(1,856.00)	0
35600			0	2006	1987	(15,235.13)	0
35600			3	2008	1987	(73,378.68)	0
35600			0	2009	1987	(188.37)	0
35600			0	2010	1987	(1,228.37)	0
35600			0	2011	1987	(58.56)	0
35600			8	2011	1987	8,112,257.89	0
35600			9	1988	1988	1,865,766.00	0
35600			0	1988	1988	(2,744.00)	0
35600			0	1989	1988	(6,305.00)	0
35600			0	1990	1988	(1,853.00)	0
35600			0	1991	1988	(4,136.00)	0
35600			0	1992	1988	(4,918.00)	0
35600			0	1994	1988	(1,983.00)	0
35600			0	1995	1988	(3,523.00)	0
35600			0	1996	1988	(900.00)	0
35600			0	1997	1988	859.00	1996
35600			3	1998	1988	(526.00)	0
35600			0	1998	1988	(2,071.00)	0
35600			3	1999	1988	(13,028.00)	0

Charnas

AccountNumber	GroupNumber	CompanyNumber	TransactionCode	TransactionYear	InstallationYear	Amount	AdjustedTY
35600			0	1999	1988	(3,364.00)	0
35600			0	2001	1988	(20,280.00)	0
35600			0	2003	1988	(131.79)	0
35600			0	2006	1988	(1,456.14)	0
35600			0	2007	1988	(152.83)	0
35600			3	2008	1988	(88,769.71)	0
35600			0	2008	1988	(894.96)	0
35600			0	2009	1988	(2,134.52)	0
35600			0	2010	1988	(1,673.38)	0
35600			0	2011	1988	(6,426.00)	0
35600			8	2011	1988	1,699,354.67	0
35600			9	1989	1989	962,772.00	0
35600			0	1989	1989	(1,406.00)	0
35600			0	1990	1989	(211.00)	0
35600			0	1991	1989	(23,644.00)	0
35600			0	1992	1989	(902.00)	0
35600			0	1993	1989	(331.00)	0
35600			0	1995	1989	(9,518.00)	0
35600			0	1996	1989	(2,798.00)	0
35600			0	1997	1989	(264.00)	0
35600			3	1998	1989	(440.00)	0
35600			0	1998	1989	(1,142.00)	0
35600			3	1999	1989	(68,224.00)	0
35600			0	1999	1989	(7,868.00)	0
35600			0	2003	1989	(220.20)	0
35600			0	2006	1989	(44.04)	0
35600			3	2008	1989	(7,319.49)	0
35600			0	2008	1989	(266.85)	0
35600			0	2009	1989	(240.29)	0
35600			0	2010	1989	(1,627.21)	0
35600			8	2011	1989	836,305.92	0
35600			9	1990	1990	1,349,521.00	0
35600			0	1991	1990	(344.00)	0
35600			0	1992	1990	(2,358.00)	0
35600			0	1993	1990	(281.00)	0
35600			0	1994	1990	(103.00)	0
35600			0	1995	1990	(1,868.00)	0
35600			0	1996	1990	(441.00)	0
35600			0	1997	1990	(10,051.00)	0
35600			0	1998	1990	(3,422.00)	0
35600			3	1999	1990	(3,869.00)	0
35600			0	1999	1990	(596.00)	0
35600			0	2002	1990	(418.00)	0
35600			0	2006	1990	(329.43)	0
35600			0	2007	1990	(235.27)	0
35600			3	2008	1990	(12,454.63)	0
35600			0	2008	1990	(2.39)	0
35600			0	2009	1990	(474.81)	0
35600			0	2010	1990	(11,883.90)	0
35600			0	2011	1990	(873.55)	0
35600			8	2011	1990	1,299,516.02	0
35600			9	1991	1991	965,576.00	0
35600			0	1991	1991	(566.00)	0
35600			0	1992	1991	(6,147.00)	0
35600			3	1993	1991	(192.00)	0
35600			0	1993	1991	(502.00)	0
35600			0	1994	1991	(1,165.00)	0
35600			0	1995	1991	(1,280.00)	0
35600			0	1996	1991	914.00	1995
35600			3	1996	1991	8,473.00	0

Charnas

AccountNumber	GroupNumber	CompanyNumber	TransactionCode	TransactionYear	InstallationYear	Amount	AdjustedTY
35600			0	1996	1991	1,165.00	1994
35600			0	1997	1991	229.00	1995
35600			0	1998	1991	(75.00)	0
35600			3	1999	1991	(3,430.00)	0
35600			0	2001	1991	(77.00)	0
35600			0	2006	1991	(1,687.88)	0
35600			0	2007	1991	(2,781.25)	0
35600			3	2008	1991	(112,481.53)	0
35600			0	2009	1991	(459.03)	0
35600			0	2010	1991	(5,559.83)	0
35600			8	2011	1991	839,953.48	0
35600			9	1992	1992	2,079,205.00	0
35600			0	1992	1992	(3,564.00)	0
35600			3	1993	1992	(111.00)	0
35600			0	1993	1992	(497.00)	0
35600			0	1994	1992	(10,016.00)	0
35600			0	1995	1992	(4,598.00)	0
35600			3	1996	1992	(127.00)	0
35600			0	1996	1992	(24,150.00)	0
35600			0	1997	1992	6,114.00	1996
35600			3	1998	1992	(127.00)	0
35600			0	1998	1992	(726.00)	0
35600			3	1999	1992	(4,812.00)	0
35600			0	1999	1992	(207.00)	0
35600			0	2001	1992	(2,322.00)	0
35600			0	2007	1992	(1,250.73)	0
35600			3	2008	1992	(11,382.26)	0
35600			0	2009	1992	(178.51)	0
35600			0	2010	1992	(4,955.95)	0
35600			8	2011	1992	2,016,294.55	0
35600			9	1993	1993	362,867.00	0
35600			0	1994	1993	(1,879.00)	0
35600			0	1995	1993	(4,070.00)	0
35600			3	1996	1993	(206.00)	0
35600			0	1996	1993	(2,870.00)	0
35600			0	1997	1993	367.00	1996
35600			3	1998	1993	(704.00)	0
35600			0	1998	1993	(165.00)	0
35600			3	1999	1993	(6,451.00)	0
35600			0	2006	1993	(3,152.41)	0
35600			0	2007	1993	(1,247.97)	0
35600			3	2008	1993	(20,563.35)	0
35600			0	2009	1993	(614.65)	0
35600			0	2010	1993	(62.71)	0
35600			0	2011	1993	(81.90)	0
35600			8	2011	1993	321,166.01	0
35600			9	1994	1994	1,274,011.00	0
35600			0	1994	1994	(11,378.00)	0
35600			0	1995	1994	(2,597.00)	0
35600			3	1996	1994	(1,310.00)	0
35600			0	1996	1994	(3,191.00)	0
35600			3	1997	1994	32.00	0
35600			0	1997	1994	6,315.00	1994
35600			3	1999	1994	(2,901.00)	0
35600			0	1999	1994	(39.00)	0
35600			0	2002	1994	(6,314.00)	0
35600			0	2003	1994	(2,280.47)	0
35600			0	2006	1994	(592.85)	0
35600			0	2007	1994	(0.91)	0
35600			3	2008	1994	(64,362.34)	0

Charnas

AccountNumber	GroupNumber	CompanyNumber	TransactionCode	TransactionYear	InstallationYear	Amount	AdjustedTY
35600			0	2008	1994	(56.16)	0
35600			0	2009	1994	(3,123.24)	0
35600			0	2010	1994	(6,570.13)	0
35600			0	2011	1994	(0.31)	0
35600			8	2011	1994	1,175,641.59	0
35600			9	1995	1995	3,328,341.00	0
35600			0	1995	1995	(353.00)	0
35600			3	1996	1995	227.00	0
35600			0	1996	1995	(10,675.00)	0
35600			3	1997	1995	(206.00)	0
35600			3	1997	1995	37,288.00	0
35600			3	1998	1995	(678.00)	0
35600			0	1998	1995	(393.00)	0
35600			3	1999	1995	(45,297.00)	0
35600			0	1999	1995	(8,373.00)	0
35600			0	2001	1995	(1,229.00)	0
35600			0	2002	1995	(151.00)	0
35600			0	2003	1995	(2,895.77)	0
35600			0	2006	1995	(163.79)	0
35600			3	2008	1995	(97,017.03)	0
35600			0	2008	1995	(31.36)	0
35600			0	2009	1995	(904.28)	0
35600			0	2010	1995	(556.69)	0
35600			0	2011	1995	(37.68)	0
35600			8	2011	1995	3,196,894.40	0
35600			9	1996	1996	2,351,264.00	0
35600			3	1996	1996	135.00	0
35600			0	1996	1996	(7,467.00)	0
35600			3	1997	1996	(25,031.00)	0
35600			0	1997	1996	(26,095.00)	0
35600			0	1998	1996	(1,306.00)	0
35600			3	1999	1996	(462.00)	0
35600			0	1999	1996	(8,274.00)	0
35600			0	2001	1996	(35.00)	0
35600			0	2003	1996	(4,728.32)	0
35600			0	2006	1996	(127,675.20)	0
35600			0	2007	1996	(5,365.75)	0
35600			3	2008	1996	(52,807.83)	0
35600			3	2009	1996	(1,001.53)	0
35600			0	2009	1996	(3,135.86)	0
35600			0	2010	1996	(21,888.47)	0
35600			0	2011	1996	(128.98)	0
35600			8	2011	1996	2,065,997.06	0
35600			9	1997	1997	1,331,895.00	0
35600			0	1997	1997	(3,694.00)	0
35600			3	1998	1997	(5,328.00)	0
35600			0	1998	1997	(32.00)	0
35600			3	1999	1997	(17,147.00)	0
35600			0	1999	1997	(8,151.00)	0
35600			0	2001	1997	(890.00)	0
35600			0	2003	1997	(14,974.16)	0
35600			0	2007	1997	(167.44)	0
35600			3	2008	1997	(143,663.93)	0
35600			3	2009	1997	25,748.94	0
35600			0	2009	1997	(22,929.76)	0
35600			0	2010	1997	(19,455.02)	0
35600			0	2011	1997	(5,992.58)	0
35600			8	2011	1997	1,115,219.05	0
35600			9	1998	1998	1,906,834.00	0
35600			3	1998	1998	(341.00)	0

Charnas

AccountNumber	GroupNumber	CompanyNumber	TransactionCode	TransactionYear	InstallationYear	Amount	AdjustedTY
35600			3	1999	1998	(19,119.00)	0
35600			0	1999	1998	(3,756.00)	0
35600			0	2001	1998	(15,859.00)	0
35600			0	2002	1998	(575.00)	0
35600			0	2006	1998	(1,792.72)	0
35600			3	2008	1998	(207,215.45)	0
35600			0	2009	1998	(26,512.48)	0
35600			0	2010	1998	(2,479.41)	0
35600			8	2011	1998	1,629,183.94	0
35600			9	1999	1999	1,923,985.00	0
35600			0	1999	1999	(38,546.00)	0
35600			0	2000	1999	(2,651.00)	0
35600			0	2001	1999	(7,817.00)	0
35600			0	2003	1999	(97.42)	0
35600			0	2006	1999	(113,422.33)	0
35600			3	2008	1999	(165,047.46)	0
35600			3	2009	1999	21,310.42	0
35600			0	2009	1999	(27,018.44)	0
35600			0	2010	1999	(26,186.60)	0
35600			0	2011	1999	(5,613.87)	0
35600			8	2011	1999	1,558,895.30	0
35600			9	2000	2000	1,828,066.00	0
35600			0	2003	2000	(87.12)	0
35600			0	2006	2000	(7,416.17)	0
35600			3	2008	2000	(21,420.27)	0
35600			3	2009	2000	(20,833.82)	0
35600			0	2009	2000	(8.70)	0
35600			0	2010	2000	(4,993.68)	0
35600			0	2011	2000	(651.71)	0
35600			8	2011	2000	1,772,654.53	0
35600			9	2001	2001	2,987,042.00	0
35600			0	2001	2001	(21,674.00)	0
35600			0	2002	2001	(3,833.00)	0
35600			0	2003	2001	(6,661.80)	0
35600			3	2008	2001	88,277.37	0
35600			0	2008	2001	(143.40)	0
35600			3	2009	2001	4,289.62	0
35600			0	2009	2001	(1,243.29)	0
35600			0	2010	2001	(110,368.39)	0
35600			0	2011	2001	(43,789.43)	0
35600			8	2011	2001	2,891,895.68	0
35600			9	2002	2002	1,558,229.00	0
35600			0	2002	2002	(32.00)	0
35600			0	2003	2002	(47,137.78)	0
35600			0	2004	2002	(1,931.17)	0
35600			3	2008	2002	(446,585.35)	0
35600			3	2009	2002	(333,347.40)	0
35600			0	2009	2002	(1,543.22)	0
35600			0	2010	2002	(19.84)	0
35600			0	2011	2002	(9,206.63)	0
35600			8	2011	2002	718,425.61	0
35600			9	2003	2003	4,726,465.94	0
35600			3	2003	2003	10,050.46	0
35600			3	2008	2003	(80,910.35)	0
35600			0	2008	2003	(43.23)	0
35600			3	2009	2003	(162,255.56)	0
35600			0	2009	2003	(75.96)	0
35600			0	2010	2003	(100,568.97)	0
35600			0	2011	2003	(40,203.84)	0
35600			8	2011	2003	4,352,458.49	0

AccountNumber	GroupNumber	CompanyNumber	TransactionCode	TransactionYear	InstallationYear	Amount	AdjustedTY
35600			9	2004	2004	873,677.60	0
35600			3	2004	2004	(33,750.00)	0
35600			3	2008	2004	(136,153.14)	0
35600			3	2009	2004	179,976.49	0
35600			0	2009	2004	(48.91)	0
35600			0	2010	2004	(26,854.64)	0
35600			0	2011	2004	(18,497.34)	0
35600			8	2011	2004	838,350.06	0
35600			9	2005	2005	1,827,620.21	0
35600			3	2008	2005	(6,691.13)	0
35600			3	2009	2005	946,946.96	0
35600			0	2010	2005	(2,105.37)	0
35600			0	2011	2005	(11,918.14)	0
35600			8	2011	2005	2,753,852.53	0
35600			9	2006	2006	1,477,353.66	0
35600			0	2008	2006	(2.34)	0
35600			3	2009	2006	(10,022.08)	0
35600			0	2009	2006	(0.01)	0
35600			0	2011	2006	(5,903.79)	0
35600			0	2011	2006	(1,295.29)	0
35600			8	2011	2006	1,460,130.15	0
35600			9	2007	2007	2,591,515.87	0
35600			3	2007	2007	191,963.49	0
35600			3	2009	2007	55,281.20	0
35600			0	2009	2007	(1,597.45)	0
35600			0	2010	2007	(610.45)	0
35600			0	2011	2007	(1,863.70)	0
35600			0	2011	2007	(794.29)	0
35600			8	2011	2007	2,833,894.67	0
35600			9	2008	2008	791,479.02	0
35600			9	2008	2008	4,860.59	0
35600			3	2009	2008	60,701.81	0
35600			0	2009	2008	(2,131.40)	0
35600			0	2010	2008	(12,918.55)	0
35600			0	2011	2008	(6,057.35)	0
35600			8	2011	2008	835,934.12	0
35600			9	2009	2009	5,154,032.39	0
35600			9	2009	2009	269,637.88	0
35600			3	2009	2009	2,617.40	0
35600			0	2010	2009	(10,867.35)	0
35600			0	2011	2009	(59,646.29)	0
35600			0	2011	2009	(5,640.84)	0
35600			8	2011	2009	5,350,133.19	0
35600			9	2010	2010	7,224,983.35	0
35600			9	2010	2010	13,228,460.85	0
35600			0	2010	2010	(769.51)	0
35600			0	2011	2010	(89,457.40)	0
35600			9	2011	2010	(18,157.01)	0
35600			0	2011	2010	(33,593.08)	0
35600			8	2011	2010	20,311,467.20	0
35600			9	2011	2011	2,403,042.58	0
35600			9	2011	2011	1,065,494.45	0
35600			0	2011	2011	(35,229.64)	0
35600			9	2011	2011	1,554,366.41	0
35600			9	2011	2011	455,446.75	0
35600			8	2011	2011	5,443,120.55	0
35700			9	1960	1960	16,282.00	0
35700			0	1974	1960	(16,282.00)	0
35700			9	1962	1962	17,229.50	0
35700			3	1996	1962	(1,127.00)	0

Charnas

AccountNumber	GroupNumber	CompanyNumber	TransactionCode	TransactionYear	InstallationYear	Amount	AdjustedTY
35700			8	2011	1962	16,102.50	0
35700			3	1996	1969	629.49	0
35700			8	2011	1969	629.49	0
35700			9	1972	1972	1,023.52	0
35700			8	2011	1972	1,023.52	0
35700			9	1973	1973	66,872.27	0
35700			8	2011	1973	66,872.27	0
35700			9	1974	1974	1,183.38	0
35700			8	2011	1974	1,183.38	0
35700			9	1980	1980	26,278.29	0
35700			8	2011	1980	26,278.29	0
35700			9	1984	1984	275.00	0
35700			8	2011	1984	275.00	0
35700			9	1997	1997	318,959.12	0
35700			8	2011	1997	318,959.12	0
35700			9	1998	1998	449.82	0
35700			8	2011	1998	449.82	0
35700			9	1999	1999	702.00	0
35700			8	2011	1999	702.00	0
35700			9	2002	2002	3,451.41	0
35700			8	2011	2002	3,451.41	0
35700			9	2003	2003	12,833.46	0
35700			8	2011	2003	12,833.46	0
35800			9	1960	1960	40,408.00	0
35800			0	1974	1960	(40,080.00)	0
35800			3	1996	1960	(328.00)	0
35800			9	1962	1962	13,218.53	0
35800			8	2011	1962	13,218.53	0
35800			9	1969	1969	9,063.88	0
35800			3	1996	1969	78,561.00	0
35800			3	1997	1969	96,676.00	0
35800			3	1997	1969	(96,676.00)	0
35800			8	2011	1969	87,624.88	0
35800			9	1970	1970	94,821.00	0
35800			3	1996	1970	(94,821.00)	0
35800			3	1997	1970	(94,821.00)	0
35800			0	1997	1970	94,821.00	0
35800			3	1997	1970	94,821.00	0
35800			0	1997	1970	(94,821.00)	0
35800			9	1971	1971	1,855.00	0
35800			3	1996	1971	(1,855.00)	0
35800			0	1997	1971	1,855.00	0
35800			3	1997	1971	(1,855.00)	0
35800			3	1997	1971	1,855.00	0
35800			0	1997	1971	(1,855.00)	0
35800			9	1972	1972	35,838.19	0
35800			0	1982	1972	(19,963.00)	0
35800			8	2011	1972	15,875.19	0
35800			9	1973	1973	78,405.34	0
35800			8	2011	1973	78,405.34	0
35800			9	1974	1974	138,965.31	0
35800			3	1996	1974	(22,545.00)	0
35800			3	1997	1974	19,963.00	0
35800			0	1997	1974	(19,963.00)	0
35800			0	1997	1974	19,963.00	0
35800			8	2011	1974	136,383.31	0
35800			9	1980	1980	211,106.00	0
35800			0	2011	1980	(6,243.14)	0
35800			8	2011	1980	204,862.86	0
35800			9	1982	1982	13,871.63	0

AccountNumber	GroupNumber	CompanyNumber	TransactionCode	TransactionYear	InstallationYear	Amount	AdjustedTY
35800			8	2011	1982	13,871.63	0
35800			3	1996	1983	19,963.00	0
35800			3	1997	1983	(19,963.00)	0
35800			9	1984	1984	2,212.00	0
35800			8	2011	1984	2,212.00	0
35800			3	1996	1986	2,934.00	0
35800			3	2008	1986	(2,933.88)	0
35800			8	2011	1986	0.12	0
35800			9	1988	1988	123,767.49	0
35800			8	2011	1988	123,767.49	0
35800			9	1992	1992	140,784.00	0
35800			9	1995	1992	(24,543.00)	0
35800			8	2011	1992	116,241.00	0
35800			3	1996	1993	99.00	0
35800			3	2008	1993	(98.72)	0
35800			8	2011	1993	0.28	0
35800			9	1996	1996	(19.00)	0
35800			9	1997	1996	19.00	1996
35800			9	1997	1997	313,023.53	0
35800			8	2011	1997	313,023.53	0
35800			9	2009	2009	56,829.78	0
35800			9	2011	2009	(766.65)	0
35800			8	2011	2009	56,063.13	0
36010			9	1941	1941	64,498.13	0
36010			0	1996	1941	(178.00)	0
36010			3	1998	1941	26,228.00	0
36010			0	1999	1941	(222.00)	0
36010			3	2008	1941	362,728.40	0
36010			8	2011	1941	453,054.53	0
36010			9	1942	1942	1,865.00	0
36010			3	1999	1942	30,929.00	0
36010			3	2008	1942	8,379.38	0
36010			8	2011	1942	41,173.38	0
36010			9	1943	1943	911.00	0
36010			8	2011	1943	911.00	0
36010			9	1944	1944	850.00	0
36010			8	2011	1944	850.00	0
36010			9	1945	1945	2,100.00	0
36010			8	2011	1945	2,100.00	0
36010			9	1946	1946	3,262.00	0
36010			8	2011	1946	3,262.00	0
36010			9	1947	1947	4,434.00	0
36010			8	2011	1947	4,434.00	0
36010			9	1948	1948	3,761.00	0
36010			0	1972	1948	(503.00)	0
36010			8	2011	1948	3,258.00	0
36010			9	1949	1949	4,556.00	0
36010			0	1966	1949	(52.00)	0
36010			0	1969	1949	(190.00)	0
36010			8	2011	1949	4,314.00	0
36010			9	1950	1950	59,904.00	0
36010			8	2011	1950	59,904.00	0
36010			9	1951	1951	18,923.00	0
36010			0	1966	1951	(260.00)	0
36010			8	2011	1951	18,663.00	0
36010			9	1952	1952	27,800.00	0
36010			0	1965	1952	(318.00)	0
36010			3	1997	1952	68.00	0
36010			8	2011	1952	27,550.00	0
36010			9	1953	1953	33,233.00	0

Charnas

AccountNumber	GroupNumber	CompanyNumber	TransactionCode	TransactionYear	InstallationYear	Amount	AdjustedTY
36010			8	2011	1953	33,233.00	0
36010			9	1954	1954	25,316.00	0
36010			0	1965	1954	(263.00)	0
36010			0	1968	1954	(578.00)	0
36010			0	1996	1954	(208.00)	0
36010			8	2011	1954	24,267.00	0
36010			9	1955	1955	40,866.00	0
36010			0	1969	1955	(42.00)	0
36010			0	1970	1955	(2.00)	0
36010			0	1986	1955	(52.00)	0
36010			0	1996	1955	(58.00)	0
36010			0	2006	1955	(413.65)	0
36010			8	2011	1955	40,298.35	0
36010			9	1956	1956	21,691.00	0
36010			0	1996	1956	(58.00)	0
36010			8	2011	1956	21,633.00	0
36010			9	1957	1957	19,771.00	0
36010			8	2011	1957	19,771.00	0
36010			9	1958	1958	27,069.00	0
36010			0	1968	1958	(29.00)	0
36010			8	2011	1958	27,040.00	0
36010			9	1959	1959	21,337.00	0
36010			0	1966	1959	(1,928.00)	0
36010			0	1970	1959	(52.00)	0
36010			8	2011	1959	19,357.00	0
36010			9	1960	1960	33,627.00	0
36010			8	2011	1960	33,627.00	0
36010			9	1961	1961	18,106.00	0
36010			8	2011	1961	18,106.00	0
36010			9	1962	1962	11,846.00	0
36010			0	1996	1962	(213.00)	0
36010			0	2006	1962	(1,070.68)	0
36010			8	2011	1962	10,562.32	0
36010			9	1963	1963	21,769.00	0
36010			0	1972	1963	(253.00)	0
36010			8	2011	1963	21,516.00	0
36010			9	1964	1964	20,398.00	0
36010			8	2011	1964	20,398.00	0
36010			9	1965	1965	36,263.00	0
36010			0	1971	1965	(700.00)	0
36010			8	2011	1965	35,563.00	0
36010			9	1966	1966	5,187.00	0
36010			8	2011	1966	5,187.00	0
36010			9	1967	1967	19,695.00	0
36010			8	2011	1967	19,695.00	0
36010			9	1968	1968	15,350.00	0
36010			8	2011	1968	15,350.00	0
36010			9	1969	1969	43,423.00	0
36010			0	1988	1969	(1,881.00)	0
36010			8	2011	1969	41,542.00	0
36010			9	1970	1970	24,874.00	0
36010			8	2011	1970	24,874.00	0
36010			9	1971	1971	46,888.00	0
36010			0	1996	1971	(380.00)	0
36010			8	2011	1971	46,508.00	0
36010			9	1972	1972	17,178.00	0
36010			0	1996	1972	(931.00)	0
36010			0	1996	1972	3.00	0
36010			0	1996	1972	51.00	0
36010			8	2011	1972	16,301.00	0

Charnas

AccountNumber	GroupNumber	CompanyNumber	TransactionCode	TransactionYear	InstallationYear	Amount	AdjustedTY
36010			9	1973	1973	8,970.00	0
36010			8	2011	1973	8,970.00	0
36010			9	1974	1974	43,465.00	0
36010			8	2011	1974	43,465.00	0
36010			9	1975	1975	27,337.00	0
36010			8	2011	1975	27,337.00	0
36010			9	1976	1976	6,205.00	0
36010			8	2011	1976	6,205.00	0
36010			9	1977	1977	15,472.00	0
36010			8	2011	1977	15,472.00	0
36010			9	1978	1978	17,820.00	0
36010			8	2011	1978	17,820.00	0
36010			9	1979	1979	31,886.00	0
36010			8	2011	1979	31,886.00	0
36010			9	1980	1980	10,670.00	0
36010			8	2011	1980	10,670.00	0
36010			9	1981	1981	1,808.00	0
36010			8	2011	1981	1,808.00	0
36010			9	1982	1982	61,168.00	0
36010			8	2011	1982	61,168.00	0
36010			9	1984	1984	14,670.00	0
36010			8	2011	1984	14,670.00	0
36010			9	1985	1985	33,531.00	0
36010			8	2011	1985	33,531.00	0
36010			9	1986	1986	779.00	0
36010			8	2011	1986	779.00	0
36010			9	1987	1987	16,144.00	0
36010			3	1996	1987	122.00	0
36010			8	2011	1987	16,266.00	0
36010			9	1988	1988	4,886.00	0
36010			8	2011	1988	4,886.00	0
36010			9	1989	1989	7,350.00	0
36010			8	2011	1989	7,350.00	0
36010			9	1990	1990	38,364.00	0
36010			8	2011	1990	38,364.00	0
36010			9	1991	1991	12,981.00	0
36010			8	2011	1991	12,981.00	0
36010			9	1992	1992	5,140.00	0
36010			8	2011	1992	5,140.00	0
36010			9	1993	1993	38,715.00	0
36010			8	2011	1993	38,715.00	0
36010			9	1994	1994	23,233.00	0
36010			8	2011	1994	23,233.00	0
36010			9	1995	1995	54,744.00	0
36010			0	1996	1995	(86.00)	0
36010			3	1999	1995	86.00	0
36010			8	2011	1995	54,744.00	0
36010			9	1996	1996	143,362.00	0
36010			8	2011	1996	143,362.00	0
36010			9	1997	1997	14,535.00	0
36010			3	2008	1997	86,135.04	0
36010			8	2011	1997	100,670.04	0
36010			9	1998	1998	13,539.00	0
36010			3	1999	1998	(2,505.00)	0
36010			8	2011	1998	11,034.00	0
36010			9	1999	1999	27,262.00	0
36010			3	2008	1999	1,272.63	0
36010			8	2011	1999	28,534.63	0
36010			9	2000	2000	5,450.00	0
36010			8	2011	2000	5,450.00	0

AccountNumber	GroupNumber	CompanyNumber	TransactionCode	TransactionYear	InstallationYear	Amount	AdjustedTY
36010			9	2001	2001	1,400.00	0
36010			8	2011	2001	1,400.00	0
36010			9	2003	2003	113.00	0
36010			8	2011	2003	113.00	0
36010			9	2004	2004	74,362.56	0
36010			8	2011	2004	74,362.56	0
36010			9	2009	2009	58,265.05	0
36010			8	2011	2009	58,265.05	0
36010			9	2010	2010	3,796.63	0
36010			8	2011	2010	3,796.63	0
36010			9	2011	2011	4,238.67	0
36010			9	2011	2011	18,044.13	0
36010			8	2011	2011	22,282.80	0
36100			9	1909	1909	9,544.00	0
36100			0	1963	1909	(1,255.00)	0
36100			0	1965	1909	(2,228.00)	0
36100			0	1966	1909	(6,061.00)	0
36100			9	1924	1924	392.00	0
36100			0	1963	1924	(392.00)	0
36100			9	1926	1926	3,971.00	0
36100			0	1962	1926	(1,436.00)	0
36100			0	1964	1926	(1,095.00)	0
36100			0	1966	1926	(310.00)	0
36100			0	1967	1926	(1,130.00)	0
36100			9	1927	1927	5,630.00	0
36100			0	1967	1927	(3,251.00)	0
36100			0	1968	1927	(2,255.00)	0
36100			0	1969	1927	(124.00)	0
36100			9	1928	1928	402.00	0
36100			0	1969	1928	(402.00)	0
36100			9	1929	1929	5,349.00	0
36100			0	1969	1929	(2,143.00)	0
36100			0	1970	1929	(3,206.00)	0
36100			9	1931	1931	1,206.50	0
36100			8	2011	1931	1,206.50	0
36100			9	1932	1932	2,997.00	0
36100			0	1972	1932	(654.00)	0
36100			0	1973	1932	(352.00)	0
36100			0	1974	1932	(1,102.00)	0
36100			0	1975	1932	(377.00)	0
36100			0	1980	1932	(456.00)	0
36100			0	1981	1932	(56.00)	0
36100			9	1934	1934	1,270.00	0
36100			0	1981	1934	(645.00)	0
36100			0	1986	1934	(625.00)	0
36100			9	1935	1935	1,053.00	0
36100			0	1986	1935	(1,053.00)	0
36100			9	1937	1937	3,281.00	0
36100			0	1963	1937	(3,281.00)	0
36100			9	1939	1939	763.00	0
36100			0	1987	1939	(763.00)	0
36100			9	1940	1940	587.90	0
36100			0	1987	1940	(55.00)	0
36100			0	1988	1940	(232.00)	0
36100			0	1994	1940	(28.00)	0
36100			0	1998	1940	(34.00)	0
36100			8	2011	1940	238.90	0
36100			9	1941	1941	5,199.01	0
36100			0	1991	1941	(1,125.00)	0
36100			0	1996	1941	(568.00)	0

Charnas

AccountNumber	GroupNumber	CompanyNumber	TransactionCode	TransactionYear	InstallationYear	Amount	AdjustedTY
36100			0	1997	1941	(127.00)	0
36100			0	1998	1941	(430.00)	0
36100			0	2006	1941	(25.15)	0
36100			0	2007	1941	(18.84)	0
36100			3	2008	1941	(1,906.11)	0
36100			8	2011	1941	998.91	0
36100			9	1942	1942	308.00	0
36100			0	1965	1942	(308.00)	0
36100			9	1944	1944	261.00	0
36100			0	1966	1944	(261.00)	0
36100			9	1945	1945	231.00	0
36100			0	1963	1945	(110.00)	0
36100			0	1980	1945	(65.00)	0
36100			8	2011	1945	56.00	0
36100			9	1946	1946	13,645.00	0
36100			0	1963	1946	(19.00)	0
36100			0	1966	1946	(121.00)	0
36100			0	1989	1946	(98.00)	0
36100			0	1990	1946	(59.00)	0
36100			0	1993	1946	(29.00)	0
36100			0	1995	1946	(135.00)	0
36100			0	1996	1946	(35.00)	0
36100			3	2008	1946	520.98	0
36100			8	2011	1946	13,669.98	0
36100			9	1947	1947	5,965.00	0
36100			0	1966	1947	(428.00)	0
36100			0	1974	1947	(534.00)	0
36100			0	1991	1947	(334.00)	0
36100			0	1996	1947	(27.00)	0
36100			8	2011	1947	4,642.00	0
36100			9	1948	1948	4,416.00	0
36100			0	1964	1948	(501.00)	0
36100			0	1966	1948	(20.00)	0
36100			0	1972	1948	(1,098.00)	0
36100			0	1993	1948	(55.00)	0
36100			8	2011	1948	2,742.00	0
36100			9	1949	1949	10,474.00	0
36100			0	1963	1949	(708.00)	0
36100			0	1966	1949	(205.00)	0
36100			0	1972	1949	(39.00)	0
36100			0	1975	1949	(1,546.00)	0
36100			0	1991	1949	(240.00)	0
36100			0	1994	1949	(452.00)	0
36100			0	1996	1949	(983.00)	0
36100			0	1997	1949	(1,195.00)	0
36100			0	1998	1949	(623.00)	0
36100			3	2008	1949	1,122.09	0
36100			8	2011	1949	5,605.09	0
36100			9	1950	1950	18,694.00	0
36100			0	1963	1950	(225.00)	0
36100			0	1965	1950	(337.00)	0
36100			0	1984	1950	(1,926.00)	0
36100			0	1990	1950	(56.00)	0
36100			0	1995	1950	(325.00)	0
36100			0	1999	1950	(2,997.00)	0
36100			3	2008	1950	198.82	0
36100			8	2011	1950	13,026.82	0
36100			9	1951	1951	9,340.00	0
36100			0	1963	1951	(695.00)	0
36100			0	1966	1951	(1,288.00)	0

AccountNumber	GroupNumber	CompanyNumber	TransactionCode	TransactionYear	InstallationYear	Amount	AdjustedTY
36100			0	1993	1951	(279.00)	0
36100			0	1996	1951	(913.00)	0
36100			0	1997	1951	(530.00)	0
36100			3	2008	1951	92.42	0
36100			0	2010	1951	(522.72)	0
36100			8	2011	1951	5,204.70	0
36100			9	1952	1952	12,858.00	0
36100			0	1963	1952	(537.00)	0
36100			0	1965	1952	(522.00)	0
36100			0	1966	1952	(115.00)	0
36100			0	1976	1952	(483.00)	0
36100			0	1988	1952	(1,110.00)	0
36100			0	1991	1952	(555.00)	0
36100			0	1993	1952	(191.00)	0
36100			0	1994	1952	(347.00)	0
36100			0	1995	1952	(945.00)	0
36100			0	1996	1952	(1,104.00)	0
36100			0	2003	1952	(748.81)	0
36100			3	2008	1952	(92.42)	0
36100			8	2011	1952	6,107.77	0
36100			9	1953	1953	12,110.00	0
36100			0	1963	1953	(136.00)	0
36100			0	1966	1953	(55.00)	0
36100			0	1973	1953	(10,060.00)	0
36100			0	1980	1953	(700.00)	0
36100			0	1992	1953	(974.00)	0
36100			0	1996	1953	(236.00)	0
36100			3	2008	1953	253.30	1996
36100			8	2011	1953	202.30	0
36100			9	1954	1954	28,957.00	0
36100			0	1963	1954	(422.00)	0
36100			0	1964	1954	(408.00)	0
36100			0	1965	1954	(1,288.00)	0
36100			0	1966	1954	(815.00)	0
36100			0	1969	1954	(1,269.00)	0
36100			0	1970	1954	(697.00)	0
36100			0	1971	1954	(232.00)	0
36100			0	1974	1954	(79.00)	0
36100			0	1983	1954	(245.00)	0
36100			0	1988	1954	(1,555.00)	0
36100			0	1992	1954	(97.00)	0
36100			0	1993	1954	(659.00)	0
36100			0	1994	1954	(88.00)	0
36100			0	1995	1954	(596.00)	0
36100			0	1996	1954	(2,291.00)	0
36100			0	1998	1954	(1,266.00)	0
36100			3	2008	1954	64.22	0
36100			8	2011	1954	17,014.22	0
36100			9	1955	1955	35,554.00	0
36100			0	1962	1955	(361.00)	0
36100			0	1966	1955	(1,242.00)	0
36100			0	1968	1955	(63.00)	0
36100			0	1970	1955	(697.00)	0
36100			0	1971	1955	(284.00)	0
36100			0	1974	1955	(1,127.00)	0
36100			0	1978	1955	(210.00)	0
36100			0	1983	1955	(505.00)	0
36100			0	1986	1955	(203.00)	0
36100			0	1992	1955	(326.00)	0
36100			0	1995	1955	(368.00)	0

Charnas

AccountNumber	GroupNumber	CompanyNumber	TransactionCode	TransactionYear	InstallationYear	Amount	AdjustedTY
36100			0	1996	1955	(5,103.00)	0
36100			0	1998	1955	(157.00)	0
36100			0	2007	1955	(48.93)	0
36100			0	2011	1955	(3,769.73)	0
36100			8	2011	1955	21,089.34	0
36100			9	1956	1956	33,758.00	0
36100			0	1963	1956	(233.00)	0
36100			0	1964	1956	(981.00)	0
36100			0	1966	1956	(1,030.00)	0
36100			0	1968	1956	(10.00)	0
36100			0	1970	1956	(471.00)	0
36100			0	1974	1956	(1,316.00)	0
36100			0	1986	1956	(110.00)	0
36100			0	1991	1956	(910.00)	0
36100			0	1992	1956	(29.00)	0
36100			0	1993	1956	(809.00)	0
36100			0	1995	1956	(625.00)	0
36100			0	1998	1956	(916.00)	0
36100			0	2007	1956	(1,644.06)	0
36100			0	2009	1956	(2,181.44)	0
36100			0	2010	1956	(352.24)	0
36100			8	2011	1956	22,140.26	0
36100			9	1957	1957	19,478.00	0
36100			0	1963	1957	(324.00)	0
36100			0	1969	1957	(253.00)	0
36100			0	1972	1957	(302.00)	0
36100			0	1973	1957	(91.00)	0
36100			0	1979	1957	(872.00)	0
36100			0	1980	1957	(162.00)	0
36100			0	1986	1957	(302.00)	0
36100			0	1987	1957	(2,323.00)	0
36100			0	1996	1957	(504.00)	0
36100			3	2008	1957	362.97	0
36100			8	2011	1957	14,707.97	0
36100			9	1958	1958	34,874.00	0
36100			0	1967	1958	(234.00)	0
36100			0	1971	1958	(2,495.00)	0
36100			0	1973	1958	(160.00)	0
36100			0	1974	1958	(104.00)	0
36100			0	1975	1958	(330.00)	0
36100			0	1993	1958	(670.00)	0
36100			0	1996	1958	(210.00)	0
36100			0	1998	1958	(715.00)	0
36100			0	2010	1958	(1,179.13)	0
36100			8	2011	1958	28,776.87	0
36100			9	1959	1959	25,887.00	0
36100			0	1962	1959	(1,439.00)	0
36100			0	1966	1959	(1,546.00)	0
36100			0	1967	1959	(431.00)	0
36100			0	1969	1959	(3,564.00)	0
36100			0	1970	1959	(660.00)	0
36100			0	1974	1959	(2,693.00)	0
36100			0	1980	1959	(2,232.00)	0
36100			0	1987	1959	(69.00)	0
36100			0	1996	1959	(24.00)	0
36100			0	1998	1959	(823.00)	0
36100			0	2006	1959	(1,128.10)	0
36100			8	2011	1959	11,277.90	0
36100			9	1960	1960	21,439.00	0
36100			0	1962	1960	(584.00)	0

Charnas

AccountNumber	GroupNumber	CompanyNumber	TransactionCode	TransactionYear	InstallationYear	Amount	AdjustedTY
36100			0	1966	1960	(904.00)	0
36100			0	1968	1960	(294.00)	0
36100			0	1970	1960	(14.00)	0
36100			0	1972	1960	(24.00)	0
36100			0	1978	1960	(305.00)	0
36100			0	1979	1960	(713.00)	0
36100			0	1993	1960	(1,033.00)	0
36100			3	2008	1960	414.92	0
36100			0	2011	1960	(1,034.78)	0
36100			8	2011	1960	16,948.14	0
36100			9	1961	1961	21,226.00	0
36100			0	1972	1961	(346.00)	0
36100			0	1994	1961	(47.00)	0
36100			0	1997	1961	(681.00)	0
36100			0	2001	1961	(5.00)	0
36100			0	2003	1961	(289.76)	0
36100			3	2008	1961	90.34	0
36100			8	2011	1961	19,947.58	0
36100			9	1962	1962	36,598.00	0
36100			0	1964	1962	(315.00)	0
36100			0	1967	1962	(223.00)	0
36100			0	1971	1962	(161.00)	0
36100			0	1972	1962	(581.00)	0
36100			0	1988	1962	(967.00)	0
36100			0	1991	1962	(696.00)	0
36100			0	2006	1962	(514.64)	0
36100			3	2008	1962	(758.56)	0
36100			0	2011	1962	(331.00)	0
36100			8	2011	1962	32,050.80	0
36100			9	1963	1963	47,844.00	0
36100			0	1964	1963	(1,282.00)	0
36100			0	1965	1963	(483.00)	0
36100			0	1967	1963	(210.00)	0
36100			0	1968	1963	(386.00)	0
36100			0	1979	1963	(253.00)	0
36100			0	1986	1963	(50.00)	0
36100			0	1987	1963	(179.00)	0
36100			0	1994	1963	(1,697.00)	0
36100			0	1995	1963	(31.00)	0
36100			0	1996	1963	(1,519.00)	0
36100			3	2008	1963	(16.18)	0
36100			8	2011	1963	41,737.82	0
36100			9	1964	1964	40,742.00	0
36100			0	1966	1964	(541.00)	0
36100			0	1968	1964	(2,904.00)	0
36100			0	1969	1964	(1,446.00)	0
36100			0	1971	1964	(1,261.00)	0
36100			0	1987	1964	(375.00)	0
36100			0	1993	1964	(26.00)	0
36100			0	1994	1964	(153.00)	0
36100			0	1996	1964	(7.00)	0
36100			0	2006	1964	(215.25)	0
36100			3	2008	1964	(286.52)	0
36100			8	2011	1964	33,527.23	0
36100			9	1965	1965	45,502.00	0
36100			0	1966	1965	(1,180.00)	0
36100			0	1968	1965	(72.00)	0
36100			0	1969	1965	(30.00)	0
36100			0	1971	1965	(27.00)	0
36100			0	1974	1965	(4,247.00)	0

Charnas

AccountNumber	GroupNumber	CompanyNumber	TransactionCode	TransactionYear	InstallationYear	Amount	AdjustedTY
36100			0	1975	1965	(311.00)	0
36100			0	1990	1965	(279.00)	0
36100			0	1991	1965	(590.00)	0
36100			0	1993	1965	(346.00)	0
36100			0	1995	1965	(142.00)	0
36100			0	1996	1965	(4,450.00)	0
36100			0	1997	1965	(166.00)	0
36100			0	2007	1965	(776.40)	0
36100			3	2008	1965	1,518.37	0
36100			0	2009	1965	(1,055.31)	0
36100			8	2011	1965	33,348.66	0
36100			9	1966	1966	29,132.00	0
36100			0	1984	1966	(154.00)	0
36100			0	1985	1966	(279.00)	0
36100			0	1988	1966	(1,808.00)	0
36100			0	1991	1966	(106.00)	0
36100			0	1995	1966	(56.00)	0
36100			0	1996	1966	(950.00)	0
36100			0	2006	1966	(2,193.39)	0
36100			3	2008	1966	(2,829.44)	0
36100			8	2011	1966	20,756.17	0
36100			9	1967	1967	30,310.00	0
36100			0	1971	1967	(349.00)	0
36100			0	1979	1967	(93.00)	0
36100			0	1996	1967	(185.00)	0
36100			0	2007	1967	(80.83)	0
36100			3	2008	1967	358.49	0
36100			8	2011	1967	29,960.66	0
36100			9	1968	1968	42,641.00	0
36100			0	1976	1968	(802.00)	0
36100			0	1988	1968	(72.00)	0
36100			0	1994	1968	(891.00)	0
36100			0	1995	1968	(1,234.00)	0
36100			0	1996	1968	(413.00)	0
36100			0	1997	1968	(551.00)	0
36100			0	2006	1968	(1,072.57)	0
36100			3	2008	1968	3,790.15	0
36100			0	2011	1968	(2,520.65)	0
36100			8	2011	1968	38,874.93	0
36100			9	1969	1969	56,942.00	0
36100			0	1971	1969	(1,027.00)	0
36100			0	1983	1969	(1,828.00)	0
36100			0	1984	1969	(584.00)	0
36100			0	1992	1969	(562.00)	0
36100			0	1996	1969	(1,154.00)	0
36100			0	2002	1969	(1,055.00)	0
36100			0	2006	1969	(1,256.09)	0
36100			3	2008	1969	3,468.37	0
36100			8	2011	1969	52,944.28	0
36100			9	1970	1970	20,350.00	0
36100			0	1971	1970	(470.00)	0
36100			0	1988	1970	(363.00)	0
36100			0	1994	1970	(428.00)	0
36100			0	1996	1970	(732.00)	0
36100			0	1998	1970	(744.00)	0
36100			0	2003	1970	(887.74)	0
36100			3	2008	1970	(307.56)	0
36100			8	2011	1970	16,417.70	0
36100			9	1971	1971	91,253.00	0
36100			0	1973	1971	(607.00)	0

AccountNumber	GroupNumber	CompanyNumber	TransactionCode	TransactionYear	InstallationYear	Amount	AdjustedTY
36100			0	1974	1971	(680.00)	0
36100			0	1983	1971	(456.00)	0
36100			0	1987	1971	(3,348.00)	0
36100			0	1988	1971	(75.00)	0
36100			0	1996	1971	(3,437.00)	0
36100			0	2006	1971	(42.91)	0
36100			0	2007	1971	(924.24)	0
36100			3	2008	1971	(2,942.76)	0
36100			0	2010	1971	(2,150.37)	0
36100			8	2011	1971	76,589.72	0
36100			9	1972	1972	52,785.00	0
36100			0	1979	1972	(68.00)	0
36100			0	1986	1972	(2,118.00)	0
36100			0	1996	1972	(2,627.00)	0
36100			3	2008	1972	(909.45)	0
36100			0	2010	1972	(1,058.61)	0
36100			0	2011	1972	(1,240.98)	0
36100			8	2011	1972	44,762.96	0
36100			9	1973	1973	81,590.00	0
36100			0	1991	1973	(265.00)	0
36100			0	1992	1973	(713.00)	0
36100			0	1995	1973	(1,595.00)	0
36100			0	1996	1973	(1,234.00)	0
36100			0	1997	1973	(17,791.00)	0
36100			3	2008	1973	174.70	0
36100			0	2009	1973	(2,591.49)	0
36100			0	2011	1973	(147.37)	0
36100			8	2011	1973	57,427.84	0
36100			9	1974	1974	66,238.00	0
36100			0	1980	1974	(296.00)	0
36100			0	1991	1974	(161.00)	0
36100			0	1994	1974	(459.00)	0
36100			0	2007	1974	(608.93)	0
36100			0	2009	1974	(1,279.00)	0
36100			8	2011	1974	63,434.07	0
36100			9	1975	1975	49,633.00	0
36100			0	1990	1975	(938.00)	0
36100			0	1991	1975	(93.00)	0
36100			0	1998	1975	(630.00)	0
36100			3	2008	1975	842.99	0
36100			0	2009	1975	(242.88)	0
36100			8	2011	1975	48,572.11	0
36100			9	1976	1976	32,995.00	0
36100			0	2007	1976	(468.18)	0
36100			3	2008	1976	(3,109.47)	0
36100			8	2011	1976	29,417.35	0
36100			9	1977	1977	87,638.00	0
36100			0	1992	1977	(2,149.00)	0
36100			0	1995	1977	(2,188.00)	0
36100			0	1996	1977	(9,859.00)	0
36100			0	2010	1977	(1,325.15)	0
36100			8	2011	1977	72,116.85	0
36100			9	1978	1978	74,855.00	0
36100			0	1992	1978	(1,654.00)	0
36100			0	1995	1978	(426.00)	0
36100			8	2011	1978	72,775.00	0
36100			9	1979	1979	113,658.00	0
36100			0	1984	1979	(107.00)	0
36100			0	1986	1979	(228.00)	0
36100			0	1987	1979	(4,641.00)	0

AccountNumber	GroupNumber	CompanyNumber	TransactionCode	TransactionYear	InstallationYear	Amount	AdjustedTY
36100			0	1991	1979	(6,679.00)	0
36100			0	1994	1979	(115.00)	0
36100			0	1996	1979	(80.00)	0
36100			0	2006	1979	(2,455.72)	0
36100			3	2008	1979	(114.66)	0
36100			8	2011	1979	99,237.62	0
36100			9	1980	1980	172,133.00	0
36100			0	1981	1980	(107.00)	0
36100			0	1994	1980	(3,319.00)	0
36100			0	1996	1980	(2,006.00)	0
36100			0	2006	1980	(101.55)	0
36100			0	2007	1980	(3,074.60)	0
36100			3	2008	1980	(1,838.60)	0
36100			8	2011	1980	161,686.25	0
36100			9	1981	1981	65,543.00	0
36100			0	1985	1981	(143.00)	0
36100			0	1990	1981	(209.00)	0
36100			0	1996	1981	(458.00)	0
36100			8	2011	1981	64,733.00	0
36100			9	1982	1982	134,454.00	0
36100			0	1987	1982	(187.00)	0
36100			0	1988	1982	(138.00)	0
36100			0	1993	1982	(3,822.00)	0
36100			0	1994	1982	(7,469.00)	0
36100			0	2007	1982	(115.73)	0
36100			3	2008	1982	(986.90)	0
36100			0	2011	1982	(4,858.27)	0
36100			8	2011	1982	116,877.10	0
36100			9	1983	1983	16,930.00	0
36100			0	2007	1983	(3,485.72)	0
36100			8	2011	1983	13,444.28	0
36100			9	1984	1984	69,432.00	0
36100			0	1987	1984	(1.00)	0
36100			0	1988	1984	(653.00)	0
36100			8	2011	1984	68,778.00	0
36100			9	1985	1985	10,066.00	0
36100			0	1994	1985	(896.00)	0
36100			0	1996	1985	(328.00)	0
36100			3	2008	1985	(210.13)	0
36100			8	2011	1985	8,631.87	0
36100			9	1986	1986	50,228.00	0
36100			3	2008	1986	17.96	0
36100			8	2011	1986	50,245.96	0
36100			9	1987	1987	81,146.00	0
36100			0	1987	1987	(550.00)	0
36100			0	2011	1987	95.35	1987
36100			8	2011	1987	80,691.35	0
36100			9	1988	1988	44,459.00	0
36100			3	1995	1988	(35,574.00)	0
36100			3	2008	1988	3,017.67	0
36100			8	2011	1988	11,902.67	0
36100			9	1989	1989	21,186.00	0
36100			8	2011	1989	21,186.00	0
36100			9	1990	1990	89,656.00	0
36100			0	1999	1990	(135.00)	0
36100			8	2011	1990	89,521.00	0
36100			9	1991	1991	232,064.00	0
36100			8	2011	1991	232,064.00	0
36100			9	1992	1992	133,442.00	0
36100			0	2009	1992	(158.94)	0

Charnas

AccountNumber	GroupNumber	CompanyNumber	TransactionCode	TransactionYear	InstallationYear	Amount	AdjustedTY
36100			8	2011	1992	133,283.06	0
36100			9	1993	1993	58,745.00	0
36100			0	1996	1993	(4,166.00)	0
36100			8	2011	1993	54,579.00	0
36100			9	1994	1994	571,880.00	0
36100			3	1994	1994	(652.00)	0
36100			0	1996	1994	(1,348.00)	0
36100			0	1998	1994	(2,768.00)	0
36100			0	2009	1994	(5,569.88)	0
36100			0	2010	1994	(2,357.70)	0
36100			8	2011	1994	559,184.42	0
36100			9	1995	1995	141,510.00	0
36100			3	1995	1995	116.00	0
36100			3	1996	1995	(1.00)	0
36100			9	1996	1995	(77,207.00)	0
36100			0	2001	1995	(13,946.00)	0
36100			0	2007	1995	(4,463.99)	0
36100			0	2009	1995	(143.05)	0
36100			8	2011	1995	45,864.96	0
36100			9	1997	1997	178,589.00	0
36100			0	2007	1997	(15,516.15)	0
36100			8	2011	1997	163,072.85	0
36100			9	1998	1998	162,682.00	0
36100			3	1998	1998	(3,054.00)	0
36100			9	1999	1998	(75,425.00)	1998
36100			8	2011	1998	84,203.00	0
36100			9	2000	2000	66,743.00	0
36100			8	2011	2000	66,743.00	0
36100			9	2001	2001	482,768.00	0
36100			3	2009	2001	(176,752.88)	0
36100			0	2010	2001	(26,382.57)	0
36100			8	2011	2001	279,632.55	0
36100			9	2002	2002	141,181.00	0
36100			8	2011	2002	141,181.00	0
36100			9	2003	2003	330,044.89	0
36100			3	2003	2003	1,746.80	0
36100			3	2009	2003	(21,529.16)	0
36100			3	2009	2003	(97,679.78)	0
36100			8	2011	2003	212,582.75	0
36100			9	2004	2004	15,786.36	0
36100			8	2011	2004	15,786.36	0
36100			9	2005	2005	146,726.35	0
36100			0	2009	2005	(11,949.17)	0
36100			8	2011	2005	134,777.18	0
36100			9	2006	2006	176,191.42	0
36100			3	2009	2006	(38,517.47)	0
36100			8	2011	2006	137,673.95	0
36100			9	2007	2007	632,246.14	0
36100			8	2011	2007	632,246.14	0
36100			9	2008	2008	96,980.90	0
36100			9	2008	2008	59,687.83	0
36100			3	2009	2008	(57,648.85)	0
36100			9	2010	2008	(59,687.83)	0
36100			8	2011	2008	39,332.05	0
36100			9	2009	2009	375,495.46	0
36100			9	2009	2009	257,814.80	0
36100			9	2010	2009	(100,088.67)	0
36100			9	2011	2009	(156,322.14)	0
36100			8	2011	2009	376,899.45	0
36100			9	2010	2010	1,753,564.78	0

Charnas

AccountNumber	GroupNumber	CompanyNumber	TransactionCode	TransactionYear	InstallationYear	Amount	AdjustedTY
36100			8	2011	2010	1,753,564.78	0
36100			9	2011	2011	370,336.88	0
36100			9	2011	2011	447,012.65	0
36100			9	2011	2011	21,015.56	0
36100			8	2011	2011	838,365.09	0
36200			9	1904	1904	23,888.00	0
36200			0	1963	1904	(13,345.00)	0
36200			0	1964	1904	(10,543.00)	0
36200			9	1905	1905	18,208.00	0
36200			0	1963	1905	(10,894.00)	0
36200			0	1964	1905	(7,314.00)	0
36200			9	1909	1909	3,951.22	0
36200			0	2011	1909	(2,805.35)	0
36200			8	2011	1909	1,145.87	0
36200			9	1913	1913	972.00	0
36200			0	1964	1913	(972.00)	0
36200			9	1918	1918	1,137.00	0
36200			0	1964	1918	(1,137.00)	0
36200			9	1920	1920	18,921.00	0
36200			9	1920	1920	66.63	0
36200			0	1962	1920	(14,553.00)	0
36200			0	1964	1920	(3,176.00)	0
36200			0	1992	1920	(1,192.00)	0
36200			8	2011	1920	66.63	0
36200			9	1921	1921	13,778.00	0
36200			0	1962	1921	(13,778.00)	0
36200			9	1922	1922	55,016.00	0
36200			0	1962	1922	(18,188.00)	0
36200			0	1963	1922	(103.00)	0
36200			0	1964	1922	(3,574.00)	0
36200			0	1965	1922	(33,151.00)	0
36200			9	1923	1923	32,260.00	0
36200			0	1963	1923	(882.00)	0
36200			0	1964	1923	(882.00)	0
36200			0	1965	1923	(30,496.00)	0
36200			9	1925	1925	53,680.00	0
36200			0	1964	1925	(610.00)	0
36200			0	1967	1925	(23,459.00)	0
36200			0	1968	1925	(26,500.00)	0
36200			0	1996	1925	(2,169.00)	0
36200			0	1998	1925	(942.00)	0
36200			9	1926	1926	35,669.00	0
36200			0	1968	1926	(35,669.00)	0
36200			9	1927	1927	85,675.00	0
36200			0	1964	1927	(715.00)	0
36200			0	1968	1927	(26,368.00)	0
36200			0	1969	1927	(54,986.00)	0
36200			0	1989	1927	(1,479.00)	0
36200			0	1996	1927	(2,127.00)	0
36200			9	1928	1928	11,254.63	0
36200			0	1964	1928	(603.00)	0
36200			0	1969	1928	(250.00)	0
36200			0	1996	1928	(3,302.00)	0
36200			0	1997	1928	(1,861.00)	0
36200			0	1998	1928	(818.00)	0
36200			0	2006	1928	(2,412.02)	0
36200			8	2011	1928	2,008.61	0
36200			9	1929	1929	143,357.00	0
36200			0	1964	1929	(827.00)	0
36200			0	1969	1929	(26,083.00)	0

AccountNumber	GroupNumber	CompanyNumber	TransactionCode	TransactionYear	InstallationYear	Amount	AdjustedTY
36200			0	1970	1929	(53,425.00)	0
36200			0	1972	1929	(63,022.00)	0
36200			9	1930	1930	306,963.67	0
36200			0	1963	1930	(1,294.00)	0
36200			0	1964	1930	(6,943.00)	0
36200			0	1965	1930	(1,225.00)	0
36200			0	1968	1930	(2,127.00)	0
36200			0	1969	1930	(5,981.00)	0
36200			0	1970	1930	(31,025.00)	0
36200			0	1971	1930	(39,246.00)	0
36200			0	1972	1930	(11,439.00)	0
36200			0	1973	1930	(10,976.00)	0
36200			0	1974	1930	(59,782.00)	0
36200			0	1975	1930	(9,673.00)	0
36200			0	1977	1930	(1,824.00)	0
36200			0	1978	1930	(13,029.00)	0
36200			0	1980	1930	(4,703.00)	0
36200			0	1981	1930	(82,285.00)	0
36200			0	1996	1930	(1,196.00)	0
36200			0	1997	1930	(5,013.00)	0
36200			8	2011	1930	19,202.67	0
36200			9	1931	1931	31,682.35	0
36200			0	1973	1931	(10,624.00)	0
36200			0	1978	1931	(2,188.00)	0
36200			0	1981	1931	(8,238.00)	0
36200			0	1989	1931	(8,444.00)	0
36200			0	1996	1931	(1,459.00)	0
36200			8	2011	1931	729.35	0
36200			9	1932	1932	14,378.00	0
36200			0	1964	1932	(4,916.00)	0
36200			0	1981	1932	(9,462.00)	0
36200			9	1933	1933	4,781.00	0
36200			0	1964	1933	(494.00)	0
36200			0	1981	1933	(4,287.00)	0
36200			9	1934	1934	79,214.63	0
36200			0	1963	1934	(2,775.00)	0
36200			0	1973	1934	(3,413.00)	0
36200			0	1981	1934	(42,515.00)	0
36200			0	1982	1934	(12,139.00)	0
36200			0	2007	1934	(2,710.65)	0
36200			0	2009	1934	(5,411.16)	0
36200			8	2011	1934	10,250.82	0
36200			9	1935	1935	50,627.82	0
36200			0	1973	1935	(766.00)	0
36200			0	1982	1935	(10,738.00)	0
36200			0	1983	1935	(29,593.00)	0
36200			0	2001	1935	(6,354.00)	0
36200			8	2011	1935	3,176.82	0
36200			9	1936	1936	109,496.89	0
36200			0	1963	1936	(3,401.00)	0
36200			0	1964	1936	(375.00)	0
36200			0	1966	1936	(688.00)	0
36200			0	1973	1936	(11,496.00)	0
36200			0	1974	1936	(2,608.00)	0
36200			0	1983	1936	(6,404.00)	0
36200			0	1985	1936	(69,940.00)	0
36200			0	1986	1936	(7,202.00)	0
36200			0	1988	1936	(2,981.00)	0
36200			0	1991	1936	(1,709.00)	0
36200			8	2011	1936	2,692.89	0

AccountNumber	GroupNumber	CompanyNumber	TransactionCode	TransactionYear	InstallationYear	Amount	AdjustedTY
36200			9	1937	1937	88,920.44	0
36200			0	1963	1937	(4,089.00)	0
36200			0	1966	1937	(12,950.00)	0
36200			0	1973	1937	(5,053.00)	0
36200			0	1974	1937	(1,977.00)	0
36200			0	1975	1937	(5,948.00)	0
36200			0	1978	1937	(1,064.00)	0
36200			0	1986	1937	(36,703.00)	0
36200			0	1990	1937	(1,541.00)	0
36200			3	1996	1937	(3,612.00)	0
36200			0	1996	1937	(1,118.00)	0
36200			0	1997	1937	(8,960.00)	0
36200			8	2011	1937	5,905.44	0
36200			9	1938	1938	89,390.18	0
36200			0	1963	1938	(6,285.00)	0
36200			0	1964	1938	(9,077.00)	0
36200			0	1965	1938	(1,443.00)	0
36200			0	1966	1938	(857.00)	0
36200			0	1973	1938	(1,124.00)	0
36200			0	1974	1938	(4,743.00)	0
36200			0	1978	1938	(12,492.00)	0
36200			0	1987	1938	(1,124.00)	0
36200			0	1988	1938	(1,205.00)	0
36200			0	1989	1938	(10,702.00)	0
36200			0	1993	1938	(4,871.00)	0
36200			0	1994	1938	(7,149.00)	0
36200			0	1996	1938	(14,779.00)	0
36200			0	1997	1938	(752.00)	0
36200			0	2006	1938	(450.81)	0
36200			8	2011	1938	12,336.37	0
36200			9	1939	1939	97,791.59	0
36200			0	1963	1939	(2,020.00)	0
36200			0	1964	1939	(2,299.00)	0
36200			0	1966	1939	(5,211.00)	0
36200			0	1972	1939	(6,569.00)	0
36200			0	1973	1939	(9,314.00)	0
36200			0	1974	1939	(17,721.00)	0
36200			0	1978	1939	(9,682.00)	0
36200			0	1979	1939	(2,231.00)	0
36200			0	1987	1939	(1,972.00)	0
36200			0	1989	1939	(2,382.00)	0
36200			0	1994	1939	(2,777.00)	0
36200			0	1996	1939	(1,064.00)	0
36200			0	1998	1939	(4,832.00)	0
36200			0	2003	1939	(7,317.03)	0
36200			0	2006	1939	(6,192.06)	0
36200			0	2010	1939	(1,802.70)	0
36200			8	2011	1939	14,405.80	0
36200			9	1940	1940	121,509.25	0
36200			0	1963	1940	(808.00)	0
36200			0	1964	1940	(2,105.00)	0
36200			0	1972	1940	(1,042.00)	0
36200			0	1973	1940	(10,730.00)	0
36200			0	1974	1940	(11,453.00)	0
36200			0	1978	1940	(7,671.00)	0
36200			0	1979	1940	(10,564.00)	0
36200			0	1980	1940	(71.00)	0
36200			0	1987	1940	(920.00)	0
36200			0	1988	1940	(3,410.00)	0
36200			0	1989	1940	(4,610.00)	0

Charnas

AccountNumber	GroupNumber	CompanyNumber	TransactionCode	TransactionYear	InstallationYear	Amount	AdjustedTY
36200			0	1990	1940	(61.00)	0
36200			0	1992	1940	(3,149.00)	0
36200			0	1994	1940	(1,733.00)	0
36200			0	1996	1940	(9,823.00)	0
36200			0	1998	1940	(10,517.00)	0
36200			0	2001	1940	(157.00)	0
36200			0	2003	1940	(4,275.96)	0
36200			0	2006	1940	(2,285.01)	0
36200			0	2007	1940	(296.00)	0
36200			3	2008	1940	(43.16)	0
36200			0	2011	1940	(182.33)	0
36200			8	2011	1940	35,602.79	0
36200			9	1941	1941	269,001.17	0
36200			0	1966	1941	(129,001.00)	0
36200			0	1973	1941	(2,950.00)	0
36200			0	1974	1941	(23,736.00)	0
36200			0	1987	1941	(7,082.00)	0
36200			0	1988	1941	(6,192.00)	0
36200			0	1989	1941	(1,250.00)	0
36200			0	1990	1941	(194.00)	0
36200			0	1991	1941	(5,725.00)	0
36200			0	1993	1941	(10,860.00)	0
36200			0	1994	1941	(234.00)	0
36200			0	1995	1941	(297.00)	0
36200			0	1996	1941	(8,687.00)	0
36200			0	1998	1941	(4,639.00)	0
36200			0	2003	1941	(1,212.70)	0
36200			0	2006	1941	(4,025.88)	0
36200			3	2008	1941	141.24	0
36200			0	2011	1941	(290.81)	0
36200			8	2011	1941	62,766.02	0
36200			9	1942	1942	34,234.01	0
36200			0	1990	1942	(985.00)	0
36200			0	1991	1942	(768.00)	0
36200			0	1994	1942	(1,183.00)	0
36200			0	1995	1942	(8,779.00)	0
36200			0	1996	1942	(2,086.00)	0
36200			0	1998	1942	(11,151.00)	0
36200			0	2001	1942	(300.00)	0
36200			0	2007	1942	(249.59)	0
36200			3	2008	1942	1,093.44	0
36200			8	2011	1942	9,825.86	0
36200			9	1943	1943	7,341.93	0
36200			0	1990	1943	(1,210.00)	0
36200			0	1994	1943	(690.00)	0
36200			0	1995	1943	(745.00)	0
36200			0	1996	1943	(661.00)	0
36200			3	2008	1943	(101.72)	0
36200			8	2011	1943	3,934.21	0
36200			9	1944	1944	54,487.63	0
36200			0	1963	1944	(1,753.00)	0
36200			0	1964	1944	(4,757.00)	0
36200			0	1965	1944	(229.00)	0
36200			0	1966	1944	(11,790.00)	0
36200			0	1988	1944	(10,123.00)	0
36200			0	1994	1944	(44.00)	0
36200			0	1996	1944	(6,522.00)	0
36200			0	1998	1944	(2,235.00)	0
36200			0	2006	1944	(1,004.97)	0
36200			0	2011	1944	(15.62)	0

Charnas

AccountNumber	GroupNumber	CompanyNumber	TransactionCode	TransactionYear	InstallationYear	Amount	AdjustedTY
36200			8	2011	1944	16,014.04	0
36200			9	1945	1945	40,528.51	0
36200			0	1996	1945	(10,685.00)	0
36200			0	1998	1945	(3,678.00)	0
36200			0	2006	1945	(1,978.86)	0
36200			8	2011	1945	24,186.65	0
36200			9	1946	1946	108,427.12	0
36200			0	1978	1946	(1,411.00)	0
36200			0	1980	1946	(5,087.00)	0
36200			0	1987	1946	(9,492.00)	0
36200			0	1988	1946	(7,618.00)	0
36200			0	1989	1946	(2,590.00)	0
36200			0	1990	1946	(365.00)	0
36200			3	1993	1946	24,101.00	0
36200			0	1994	1946	(8,493.00)	0
36200			3	1995	1946	(24,101.00)	0
36200			0	1996	1946	(23,497.00)	0
36200			0	1998	1946	(18,740.00)	0
36200			0	2006	1946	(9,870.21)	0
36200			3	2008	1946	97.68	0
36200			8	2011	1946	21,361.59	0
36200			9	1947	1947	149,275.57	0
36200			0	1963	1947	(1,611.00)	0
36200			0	1964	1947	(270.00)	0
36200			0	1965	1947	(301.00)	0
36200			0	1966	1947	(170.00)	0
36200			0	1972	1947	(469.00)	0
36200			0	1973	1947	(16,192.00)	0
36200			0	1974	1947	(7,715.00)	0
36200			0	1976	1947	(1,990.00)	0
36200			0	1988	1947	(12,735.00)	0
36200			0	1990	1947	(436.00)	0
36200			0	1991	1947	(1,069.00)	0
36200			0	1993	1947	(1,975.00)	0
36200			0	1994	1947	(3,326.00)	0
36200			0	1995	1947	(1,990.00)	0
36200			0	1996	1947	(2,103.00)	0
36200			0	1997	1947	(5,305.00)	0
36200			0	1998	1947	(27,673.00)	0
36200			0	2006	1947	(5,199.08)	0
36200			0	2007	1947	(3,296.90)	0
36200			3	2008	1947	(346.47)	0
36200			0	2010	1947	(13,890.76)	0
36200			0	2011	1947	(2,981.72)	0
36200			8	2011	1947	38,230.64	0
36200			9	1948	1948	268,661.30	0
36200			0	1963	1948	(2,173.00)	0
36200			0	1964	1948	(7,279.00)	0
36200			0	1965	1948	(46.00)	0
36200			0	1966	1948	(6,623.00)	0
36200			0	1972	1948	(18,928.00)	0
36200			0	1973	1948	(5,289.00)	0
36200			0	1974	1948	(7,678.00)	0
36200			0	1978	1948	(1,742.00)	0
36200			0	1987	1948	(2,180.00)	0
36200			0	1988	1948	(12,357.00)	0
36200			0	1989	1948	(11,161.00)	0
36200			0	1990	1948	(756.00)	0
36200			0	1991	1948	(448.00)	0
36200			0	1993	1948	(277.00)	0

Charnas

AccountNumber	GroupNumber	CompanyNumber	TransactionCode	TransactionYear	InstallationYear	Amount	AdjustedTY
36200			0	1994	1948	(63.00)	0
36200			0	1995	1948	(302.00)	0
36200			3	1996	1948	(2,320.00)	0
36200			0	1996	1948	(13,597.00)	0
36200			0	1998	1948	(6,705.00)	0
36200			0	2006	1948	(11,036.86)	0
36200			3	2008	1948	125.49	0
36200			0	2010	1948	(6,841.19)	0
36200			8	2011	1948	150,984.74	0
36200			9	1949	1949	337,161.78	0
36200			0	1963	1949	(20,530.00)	0
36200			0	1964	1949	(1,858.00)	0
36200			0	1966	1949	(7,458.00)	0
36200			0	1972	1949	(5,821.00)	0
36200			0	1973	1949	(3,002.00)	0
36200			0	1974	1949	(5,298.00)	0
36200			0	1975	1949	(904.00)	0
36200			0	1980	1949	(964.00)	0
36200			0	1984	1949	(26,764.00)	0
36200			0	1987	1949	(469.00)	0
36200			0	1989	1949	(4,763.00)	0
36200			0	1990	1949	(549.00)	0
36200			0	1991	1949	(1,726.00)	0
36200			0	1992	1949	(611.00)	0
36200			0	1993	1949	(3,331.00)	0
36200			0	1994	1949	(8,423.00)	0
36200			0	1995	1949	(19.00)	0
36200			0	1996	1949	(26,863.00)	0
36200			0	1997	1949	(14,597.00)	0
36200			0	1998	1949	(13,349.00)	0
36200			0	1999	1949	(312.00)	0
36200			0	2001	1949	(79.00)	0
36200			0	2004	1949	(5,364.07)	0
36200			0	2006	1949	(10,248.37)	0
36200			3	2008	1949	(175.00)	0
36200			0	2009	1949	(859.40)	0
36200			0	2010	1949	(14,240.54)	0
36200			0	2011	1949	(260.98)	0
36200			8	2011	1949	158,323.42	0
36200			9	1950	1950	259,076.00	0
36200			0	1963	1950	(3,819.00)	0
36200			0	1964	1950	(1,022.00)	0
36200			0	1965	1950	(1,125.00)	0
36200			0	1966	1950	(642.00)	0
36200			0	1972	1950	(4,604.00)	0
36200			0	1973	1950	(16,291.00)	0
36200			0	1974	1950	(3,791.00)	0
36200			0	1975	1950	(962.00)	0
36200			0	1976	1950	(12,551.00)	0
36200			0	1978	1950	(439.00)	0
36200			0	1979	1950	(5,975.00)	0
36200			0	1987	1950	(10,638.00)	0
36200			0	1988	1950	(10,104.00)	0
36200			0	1989	1950	(112.00)	0
36200			0	1990	1950	(1,268.00)	0
36200			0	1991	1950	(3,297.00)	0
36200			0	1992	1950	(342.00)	0
36200			0	1993	1950	(64.00)	0
36200			0	1994	1950	(19.00)	0
36200			0	1995	1950	(11,444.00)	0

Charnas

AccountNumber	GroupNumber	CompanyNumber	TransactionCode	TransactionYear	InstallationYear	Amount	AdjustedTY
36200			0	1996	1950	(1,585.00)	0
36200			0	1997	1950	(6,619.00)	0
36200			0	1998	1950	(22,000.00)	0
36200			0	1999	1950	(2,533.00)	0
36200			0	2001	1950	(2,378.00)	0
36200			0	2006	1950	(21,426.45)	0
36200			3	2008	1950	176.21	0
36200			0	2009	1950	(2,130.89)	0
36200			0	2010	1950	(7,038.35)	0
36200			0	2011	1950	(368.55)	0
36200			8	2011	1950	104,663.97	0
36200			9	1951	1951	140,129.00	0
36200			0	1963	1951	(4,177.00)	0
36200			0	1964	1951	(530.00)	0
36200			0	1965	1951	(2,186.00)	0
36200			0	1966	1951	(7,136.00)	0
36200			0	1972	1951	(10,495.00)	0
36200			0	1974	1951	(4,714.00)	0
36200			0	1978	1951	(4,110.00)	0
36200			0	1979	1951	(90.00)	0
36200			0	1987	1951	(2,229.00)	0
36200			0	1988	1951	(531.00)	0
36200			0	1989	1951	(5,428.00)	0
36200			0	1990	1951	(766.00)	0
36200			0	1993	1951	(1,317.00)	0
36200			0	1994	1951	(56.00)	0
36200			0	1995	1951	(308.00)	0
36200			0	1996	1951	(10,282.00)	0
36200			0	1997	1951	(2,388.00)	0
36200			0	1998	1951	(7,449.00)	0
36200			0	2001	1951	(194.00)	0
36200			0	2006	1951	(9,201.25)	0
36200			3	2008	1951	(780.29)	0
36200			0	2011	1951	(7.83)	0
36200			0	2011	1951	(643.16)	0
36200			8	2011	1951	65,110.47	0
36200			9	1952	1952	428,761.00	0
36200			0	1963	1952	(1,680.00)	0
36200			0	1964	1952	(414.00)	0
36200			0	1965	1952	(4,956.00)	0
36200			0	1966	1952	(5,548.00)	0
36200			0	1972	1952	(88.00)	0
36200			0	1973	1952	(9,306.00)	0
36200			0	1974	1952	(19,392.00)	0
36200			0	1976	1952	(3,627.00)	0
36200			0	1977	1952	(9,380.00)	0
36200			0	1978	1952	(875.00)	0
36200			0	1980	1952	(207.00)	0
36200			0	1987	1952	(1,305.00)	0
36200			0	1988	1952	(12,366.00)	0
36200			0	1989	1952	(2,591.00)	0
36200			0	1990	1952	(2,960.00)	0
36200			0	1991	1952	(3,031.00)	0
36200			0	1993	1952	(84.00)	0
36200			0	1994	1952	(3,127.00)	0
36200			0	1995	1952	(14,061.00)	0
36200			0	1996	1952	(23,103.00)	0
36200			0	1997	1952	(3,350.00)	0
36200			0	1998	1952	(18,399.00)	0
36200			0	1999	1952	(1,987.00)	0

Charnas

AccountNumber	GroupNumber	CompanyNumber	TransactionCode	TransactionYear	InstallationYear	Amount	AdjustedTY
36200			0	2003	1952	(2,885.87)	0
36200			0	2004	1952	(646.81)	0
36200			0	2006	1952	(39,429.55)	0
36200			0	2007	1952	(435.07)	0
36200			3	2008	1952	(176.69)	0
36200			0	2010	1952	(7,718.16)	0
36200			8	2011	1952	235,631.85	0
36200			9	1953	1953	582,734.00	0
36200			0	1965	1953	(4,586.00)	0
36200			0	1966	1953	(22,201.00)	0
36200			0	1972	1953	(1,440.00)	0
36200			0	1973	1953	(12,210.00)	0
36200			0	1974	1953	(22,021.00)	0
36200			0	1975	1953	(783.00)	0
36200			0	1976	1953	(7,413.00)	0
36200			0	1977	1953	(803.00)	0
36200			0	1979	1953	(1,156.00)	0
36200			0	1980	1953	(2,345.00)	0
36200			0	1987	1953	(5,912.00)	0
36200			0	1988	1953	(401.00)	0
36200			0	1989	1953	(14.00)	0
36200			0	1990	1953	(82.00)	0
36200			0	1991	1953	(208.00)	0
36200			0	1992	1953	(5,547.00)	0
36200			0	1993	1953	(975.00)	0
36200			0	1994	1953	(2,308.00)	0
36200			0	1995	1953	(12,644.00)	0
36200			0	1996	1953	(23,152.00)	0
36200			0	1997	1953	(13,555.00)	0
36200			0	1998	1953	(8,268.00)	0
36200			3	1999	1953	3,503.00	0
36200			0	2001	1953	(2,163.00)	0
36200			0	2006	1953	(29,596.01)	0
36200			0	2007	1953	(4,487.54)	0
36200			3	2008	1953	343.29	0
36200			0	2010	1953	(1,128.30)	0
36200			0	2011	1953	(10,423.86)	0
36200			8	2011	1953	390,757.58	0
36200			9	1954	1954	628,063.00	0
36200			0	1962	1954	(812.00)	0
36200			0	1963	1954	(10,435.00)	0
36200			0	1964	1954	(6,852.00)	0
36200			0	1965	1954	(2,632.00)	0
36200			0	1966	1954	(3,265.00)	0
36200			0	1967	1954	(2,510.00)	0
36200			0	1969	1954	(4,979.00)	0
36200			0	1970	1954	(5,203.00)	0
36200			0	1971	1954	(13,106.00)	0
36200			0	1972	1954	(3,233.00)	0
36200			0	1973	1954	(3,238.00)	0
36200			0	1974	1954	(15,403.00)	0
36200			0	1975	1954	(2,433.00)	0
36200			0	1977	1954	(41.00)	0
36200			0	1978	1954	(330.00)	0
36200			0	1979	1954	(819.00)	0
36200			0	1980	1954	(280.00)	0
36200			0	1981	1954	(1,812.00)	0
36200			0	1982	1954	(2,938.00)	0
36200			0	1983	1954	(1,099.00)	0
36200			0	1984	1954	(1,619.00)	0

AccountNumber	GroupNumber	CompanyNumber	TransactionCode	TransactionYear	InstallationYear	Amount	AdjustedTY
36200			0	1985	1954	(175.00)	0
36200			0	1986	1954	(68.00)	0
36200			0	1987	1954	(215.00)	0
36200			0	1988	1954	(9,339.00)	0
36200			0	1989	1954	(1,902.00)	0
36200			0	1990	1954	(4,133.00)	0
36200			0	1991	1954	(810.00)	0
36200			0	1992	1954	(25.00)	0
36200			0	1993	1954	(176.00)	0
36200			0	1994	1954	(3,332.00)	0
36200			0	1995	1954	(5,692.00)	0
36200			3	1996	1954	13,941.00	0
36200			0	1996	1954	(9,882.00)	0
36200			0	1997	1954	(1,912.00)	0
36200			0	1998	1954	(8,617.00)	0
36200			0	1999	1954	(129.00)	0
36200			0	2003	1954	(21,095.39)	0
36200			0	2004	1954	(165.31)	0
36200			0	2006	1954	(61,793.17)	0
36200			0	2007	1954	(20,183.05)	0
36200			0	2009	1954	(19,439.17)	0
36200			0	2010	1954	(395.11)	0
36200			0	2011	1954	(967.88)	0
36200			0	2011	1954	(69.52)	0
36200			8	2011	1954	388,449.40	0
36200			9	1955	1955	711,927.00	0
36200			0	1962	1955	(9,085.00)	0
36200			0	1963	1955	(3,588.00)	0
36200			0	1964	1955	(7,050.00)	0
36200			0	1965	1955	(1,768.00)	0
36200			0	1966	1955	(15,143.00)	0
36200			0	1967	1955	(1,625.00)	0
36200			0	1969	1955	(7,458.00)	0
36200			0	1970	1955	(10,643.00)	0
36200			0	1971	1955	(5,072.00)	0
36200			0	1972	1955	(3,717.00)	0
36200			0	1973	1955	(4,978.00)	0
36200			0	1974	1955	(11,999.00)	0
36200			0	1975	1955	(11,556.00)	0
36200			0	1976	1955	(12,512.00)	0
36200			0	1977	1955	(5,814.00)	0
36200			0	1978	1955	(1,795.00)	0
36200			0	1980	1955	(4,213.00)	0
36200			0	1981	1955	(19,742.00)	0
36200			0	1982	1955	(924.00)	0
36200			0	1983	1955	(11,987.00)	0
36200			0	1984	1955	(1,310.00)	0
36200			0	1985	1955	(4,671.00)	0
36200			0	1986	1955	(3,160.00)	0
36200			0	1987	1955	(947.00)	0
36200			0	1988	1955	(7,459.00)	0
36200			0	1989	1955	(21,806.00)	0
36200			0	1990	1955	(3,521.00)	0
36200			0	1991	1955	(209.00)	0
36200			0	1992	1955	(1,684.00)	0
36200			0	1993	1955	(1,442.00)	0
36200			0	1994	1955	(7,426.00)	0
36200			0	1995	1955	(5,905.00)	0
36200			0	1996	1955	(18,965.00)	0
36200			0	1997	1955	(9,808.00)	0

Charnas

AccountNumber	GroupNumber	CompanyNumber	TransactionCode	TransactionYear	InstallationYear	Amount	AdjustedTY
36200			0	1998	1955	(7,202.00)	0
36200			0	1999	1955	(9,020.00)	0
36200			0	2001	1955	(1,885.00)	0
36200			0	2003	1955	(2,137.98)	0
36200			0	2006	1955	(53,495.46)	0
36200			0	2007	1955	(21,986.36)	0
36200			3	2008	1955	2,053.62	0
36200			0	2009	1955	(1,392.90)	0
36200			0	2010	1955	(14,974.59)	0
36200			0	2011	1955	(10,962.72)	0
36200			8	2011	1955	351,941.61	0
36200			9	1956	1956	865,449.00	0
36200			0	1962	1956	(2,060.00)	0
36200			0	1963	1956	(3,786.00)	0
36200			0	1964	1956	(19,203.00)	0
36200			0	1965	1956	(3,559.00)	0
36200			0	1966	1956	(8,974.00)	0
36200			0	1969	1956	(6,775.00)	0
36200			0	1970	1956	(4,198.00)	0
36200			0	1971	1956	(15,933.00)	0
36200			0	1972	1956	(1,194.00)	0
36200			0	1973	1956	(14,246.00)	0
36200			0	1974	1956	(21,090.00)	0
36200			0	1975	1956	(5,275.00)	0
36200			0	1976	1956	(2,470.00)	0
36200			0	1977	1956	(156.00)	0
36200			0	1978	1956	(4,061.00)	0
36200			0	1979	1956	(4,729.00)	0
36200			0	1980	1956	(997.00)	0
36200			0	1981	1956	(13,825.00)	0
36200			0	1982	1956	(8,511.00)	0
36200			0	1983	1956	(1,032.00)	0
36200			0	1984	1956	(5,814.00)	0
36200			0	1985	1956	(1,063.00)	0
36200			0	1986	1956	(708.00)	0
36200			0	1987	1956	(3,641.00)	0
36200			0	1988	1956	(2,402.00)	0
36200			0	1989	1956	(1,593.00)	0
36200			0	1990	1956	(212.00)	0
36200			0	1991	1956	(14,464.00)	0
36200			0	1992	1956	(2,360.00)	0
36200			3	1993	1956	65,648.00	0
36200			0	1993	1956	(3,947.00)	0
36200			3	1994	1956	(7,731.00)	0
36200			0	1994	1956	(5,621.00)	0
36200			0	1995	1956	(11,429.00)	0
36200			0	1996	1956	(11,091.00)	0
36200			0	1997	1956	(15,652.00)	0
36200			0	1998	1956	(16,256.00)	0
36200			3	1999	1956	(32,825.00)	0
36200			0	2001	1956	(14,615.00)	0
36200			0	2006	1956	(18,161.60)	0
36200			0	2007	1956	(19,421.75)	0
36200			3	2008	1956	(2,005.74)	0
36200			0	2008	1956	(20.66)	0
36200			0	2009	1956	(7,813.33)	0
36200			3	2010	1956	(2,436.14)	0
36200			0	2010	1956	(25,344.25)	0
36200			0	2011	1956	(18,845.39)	0
36200			8	2011	1956	543,550.14	0

Charnas

AccountNumber	GroupNumber	CompanyNumber	TransactionCode	TransactionYear	InstallationYear	Amount	AdjustedTY
36200			9	1957	1957	460,473.00	0
36200			0	1962	1957	(205.00)	0
36200			0	1963	1957	(3,517.00)	0
36200			0	1964	1957	(670.00)	0
36200			0	1965	1957	(7,034.00)	0
36200			0	1966	1957	(4,444.00)	0
36200			0	1967	1957	(3,717.00)	0
36200			0	1968	1957	(2,504.00)	0
36200			0	1969	1957	(9,544.00)	0
36200			0	1970	1957	(129.00)	0
36200			0	1971	1957	(16,144.00)	0
36200			0	1972	1957	(3,949.00)	0
36200			0	1973	1957	(2,808.00)	0
36200			0	1974	1957	(1,791.00)	0
36200			0	1975	1957	(665.00)	0
36200			0	1976	1957	(509.00)	0
36200			0	1977	1957	(2,665.00)	0
36200			0	1978	1957	(10,889.00)	0
36200			0	1979	1957	(9,485.00)	0
36200			0	1980	1957	(456.00)	0
36200			0	1981	1957	(43,361.00)	0
36200			0	1982	1957	(2,788.00)	0
36200			0	1983	1957	(247.00)	0
36200			0	1984	1957	(44.00)	0
36200			0	1985	1957	(948.00)	0
36200			0	1986	1957	(1,450.00)	0
36200			0	1987	1957	(48,496.00)	0
36200			0	1988	1957	(13,690.00)	0
36200			0	1989	1957	(1,443.00)	0
36200			0	1990	1957	(7,230.00)	0
36200			0	1991	1957	(3,198.00)	0
36200			0	1992	1957	(33.00)	0
36200			0	1993	1957	(6,291.00)	0
36200			0	1994	1957	(424.00)	0
36200			3	1995	1957	22,110.00	0
36200			0	1995	1957	(5,596.00)	0
36200			0	1996	1957	(13,582.00)	0
36200			0	1997	1957	(4,302.00)	0
36200			0	1998	1957	(28,577.00)	0
36200			0	1999	1957	(4,178.00)	0
36200			0	2001	1957	(126.00)	0
36200			0	2003	1957	(1,660.12)	0
36200			0	2006	1957	(4,281.49)	0
36200			0	2007	1957	(7,055.55)	0
36200			3	2008	1957	49.89	0
36200			0	2009	1957	(14,432.40)	0
36200			0	2010	1957	(2,885.26)	0
36200			0	2011	1957	(4,993.11)	0
36200			8	2011	1957	180,195.96	0
36200			9	1958	1958	566,323.00	0
36200			0	1962	1958	(7,125.00)	0
36200			0	1963	1958	(5,385.00)	0
36200			0	1964	1958	(680.00)	0
36200			0	1965	1958	(2,053.00)	0
36200			0	1966	1958	(4,224.00)	0
36200			0	1967	1958	(1,921.00)	0
36200			0	1968	1958	(1,412.00)	0
36200			0	1969	1958	(2,245.00)	0
36200			0	1971	1958	(4,796.00)	0
36200			0	1972	1958	(12,889.00)	0

Charnas

AccountNumber	GroupNumber	CompanyNumber	TransactionCode	TransactionYear	InstallationYear	Amount	AdjustedTY
36200			0	1973	1958	(8,939.00)	0
36200			0	1974	1958	(4,677.00)	0
36200			0	1975	1958	(4,988.00)	0
36200			0	1976	1958	(418.00)	0
36200			0	1977	1958	(650.00)	0
36200			0	1978	1958	(115.00)	0
36200			0	1979	1958	(2,171.00)	0
36200			0	1980	1958	(4,696.00)	0
36200			0	1981	1958	(3,664.00)	0
36200			0	1983	1958	(1,629.00)	0
36200			0	1984	1958	(250.00)	0
36200			0	1985	1958	(11,352.00)	0
36200			0	1986	1958	(976.00)	0
36200			0	1987	1958	(1,240.00)	0
36200			0	1988	1958	(427.00)	0
36200			0	1989	1958	(2,463.00)	0
36200			0	1990	1958	(9,642.00)	0
36200			0	1991	1958	(14,740.00)	0
36200			0	1992	1958	(46.00)	0
36200			0	1993	1958	(3,713.00)	0
36200			0	1994	1958	(7,246.00)	0
36200			0	1995	1958	(13,643.00)	0
36200			0	1996	1958	(13,511.00)	0
36200			0	1997	1958	(121.00)	0
36200			0	1998	1958	(3,991.00)	0
36200			0	2001	1958	(5,315.00)	0
36200			0	2006	1958	(29,721.44)	0
36200			0	2007	1958	(3,023.11)	0
36200			3	2008	1958	(460.17)	0
36200			0	2009	1958	(1,836.28)	0
36200			0	2010	1958	(4,217.29)	0
36200			0	2011	1958	(2,821.93)	0
36200			0	2011	1958	(131.43)	0
36200			8	2011	1958	360,758.35	0
36200			9	1959	1959	397,468.00	0
36200			0	1962	1959	(5,360.00)	0
36200			0	1963	1959	(3,747.00)	0
36200			0	1964	1959	(41.00)	0
36200			0	1965	1959	(2,889.00)	0
36200			0	1966	1959	(5,733.00)	0
36200			0	1967	1959	(474.00)	0
36200			0	1968	1959	(604.00)	0
36200			0	1969	1959	(12,906.00)	0
36200			0	1970	1959	(3,109.00)	0
36200			0	1971	1959	(635.00)	0
36200			0	1972	1959	(1,081.00)	0
36200			0	1973	1959	(2,013.00)	0
36200			0	1974	1959	(39,908.00)	0
36200			0	1975	1959	(5,545.00)	0
36200			0	1976	1959	(413.00)	0
36200			0	1977	1959	(347.00)	0
36200			0	1978	1959	(634.00)	0
36200			0	1979	1959	(6,069.00)	0
36200			0	1980	1959	(5,928.00)	0
36200			0	1981	1959	(15.00)	0
36200			0	1982	1959	(19.00)	0
36200			0	1984	1959	(470.00)	0
36200			0	1985	1959	(708.00)	0
36200			0	1986	1959	(1,714.00)	0
36200			0	1988	1959	(2,230.00)	0

Charnas

AccountNumber	GroupNumber	CompanyNumber	TransactionCode	TransactionYear	InstallationYear	Amount	AdjustedTY
36200			0	1989	1959	(67.00)	0
36200			0	1990	1959	(1,128.00)	0
36200			0	1991	1959	(73.00)	0
36200			0	1992	1959	(43.00)	0
36200			0	1993	1959	(1,866.00)	0
36200			0	1994	1959	(942.00)	0
36200			0	1995	1959	(6,574.00)	0
36200			3	1996	1959	(14,535.00)	0
36200			0	1996	1959	(12,347.00)	0
36200			0	1997	1959	(322.00)	0
36200			0	1998	1959	(24,013.00)	0
36200			0	2001	1959	(4,117.00)	0
36200			0	2003	1959	(194.03)	0
36200			0	2006	1959	(12,760.34)	0
36200			3	2008	1959	(125.20)	0
36200			0	2009	1959	(1,284.62)	0
36200			0	2010	1959	(5,114.91)	0
36200			0	2011	1959	(0.84)	0
36200			0	2011	1959	(4,514.17)	0
36200			8	2011	1959	204,854.89	0
36200			9	1960	1960	625,454.00	0
36200			0	1962	1960	(4,878.00)	0
36200			0	1963	1960	(1,641.00)	0
36200			0	1964	1960	(979.00)	0
36200			0	1965	1960	(6,355.00)	0
36200			0	1966	1960	(1,546.00)	0
36200			0	1967	1960	(2,142.00)	0
36200			0	1968	1960	(3,519.00)	0
36200			0	1969	1960	(5,929.00)	0
36200			0	1970	1960	(858.00)	0
36200			0	1971	1960	(9,409.00)	0
36200			0	1972	1960	(1,101.00)	0
36200			0	1974	1960	(2,430.00)	0
36200			0	1975	1960	(1,450.00)	0
36200			0	1977	1960	(1,171.00)	0
36200			0	1978	1960	(1,940.00)	0
36200			0	1979	1960	(9,953.00)	0
36200			0	1981	1960	(65,504.00)	0
36200			0	1982	1960	(2,375.00)	0
36200			0	1983	1960	(13,753.00)	0
36200			0	1984	1960	(3,998.00)	0
36200			0	1985	1960	(14,190.00)	0
36200			0	1986	1960	(13.00)	0
36200			0	1987	1960	(2,903.00)	0
36200			0	1988	1960	(1,119.00)	0
36200			0	1989	1960	(11,910.00)	0
36200			0	1990	1960	(2,463.00)	0
36200			0	1991	1960	(304.00)	0
36200			0	1992	1960	(5,619.00)	0
36200			0	1993	1960	(3,378.00)	0
36200			0	1994	1960	(21,775.00)	0
36200			0	1995	1960	(1,153.00)	0
36200			0	1996	1960	(8,730.00)	0
36200			0	1997	1960	(2,660.00)	0
36200			0	1998	1960	(3,340.00)	0
36200			0	2004	1960	(1,708.40)	0
36200			0	2006	1960	(29,180.58)	0
36200			0	2007	1960	(7,999.88)	0
36200			3	2008	1960	491.29	0
36200			0	2010	1960	(6,605.72)	0

Charnas

AccountNumber	GroupNumber	CompanyNumber	TransactionCode	TransactionYear	InstallationYear	Amount	AdjustedTY
36200			0	2011	1960	(21,539.33)	0
36200			0	2011	1960	(4,910.16)	0
36200			8	2011	1960	333,513.22	0
36200			9	1961	1961	495,967.00	0
36200			0	1962	1961	(45.00)	0
36200			0	1963	1961	(387.00)	0
36200			0	1964	1961	(2,807.00)	0
36200			0	1965	1961	(368.00)	0
36200			0	1966	1961	(970.00)	0
36200			0	1967	1961	(17.00)	0
36200			0	1968	1961	(353.00)	0
36200			0	1969	1961	(1,195.00)	0
36200			0	1970	1961	(4,473.00)	0
36200			0	1971	1961	(6,533.00)	0
36200			0	1972	1961	(1,826.00)	0
36200			0	1974	1961	(3,427.00)	0
36200			0	1975	1961	(18,596.00)	0
36200			0	1978	1961	(236.00)	0
36200			0	1979	1961	(5,812.00)	0
36200			0	1980	1961	(176.00)	0
36200			0	1981	1961	(75.00)	0
36200			0	1982	1961	(178.00)	0
36200			0	1983	1961	(121.00)	0
36200			0	1984	1961	(1,053.00)	0
36200			0	1986	1961	(6,763.00)	0
36200			0	1987	1961	(269.00)	0
36200			0	1988	1961	(100.00)	0
36200			0	1989	1961	(1,922.00)	0
36200			0	1990	1961	(986.00)	0
36200			0	1991	1961	(46.00)	0
36200			0	1992	1961	(7.00)	0
36200			0	1993	1961	(209.00)	0
36200			0	1994	1961	(918.00)	0
36200			0	1995	1961	(1,332.00)	0
36200			3	1996	1961	41,018.00	0
36200			0	1996	1961	(6,154.00)	0
36200			0	1997	1961	(1,010.00)	0
36200			0	1998	1961	(314.00)	0
36200			0	1999	1961	(1,797.00)	0
36200			0	2001	1961	(853.00)	0
36200			0	2006	1961	(25.59)	0
36200			0	2007	1961	(6,085.54)	0
36200			3	2008	1961	(1,054.93)	0
36200			0	2008	1961	(169.65)	0
36200			0	2009	1961	(5,225.11)	0
36200			0	2010	1961	(4,691.14)	0
36200			0	2011	1961	(1,591.27)	0
36200			8	2011	1961	446,813.77	0
36200			9	1962	1962	932,985.00	0
36200			0	1962	1962	(3,836.00)	0
36200			0	1963	1962	(330.00)	0
36200			0	1964	1962	(658.00)	0
36200			0	1965	1962	(1,715.00)	0
36200			0	1966	1962	(7,038.00)	0
36200			0	1967	1962	(10,044.00)	0
36200			0	1968	1962	(1,949.00)	0
36200			0	1969	1962	(2,210.00)	0
36200			0	1970	1962	(2,318.00)	0
36200			0	1971	1962	(1,022.00)	0
36200			0	1972	1962	(10,625.00)	0

Charnas

AccountNumber	GroupNumber	CompanyNumber	TransactionCode	TransactionYear	InstallationYear	Amount	AdjustedTY
36200			0	1973	1962	(2,687.00)	0
36200			0	1974	1962	(1,364.00)	0
36200			0	1975	1962	(675.00)	0
36200			0	1976	1962	(141.00)	0
36200			0	1977	1962	(2,540.00)	0
36200			0	1978	1962	(5,880.00)	0
36200			0	1979	1962	(4,118.00)	0
36200			0	1980	1962	(3,714.00)	0
36200			0	1981	1962	(1,659.00)	0
36200			0	1982	1962	(93.00)	0
36200			0	1983	1962	(418.00)	0
36200			0	1984	1962	(3,372.00)	0
36200			0	1985	1962	(1,084.00)	0
36200			0	1986	1962	(423.00)	0
36200			0	1987	1962	(853.00)	0
36200			0	1988	1962	(1,824.00)	0
36200			0	1989	1962	(2,250.00)	0
36200			0	1990	1962	(802.00)	0
36200			0	1991	1962	(3,257.00)	0
36200			0	1992	1962	(32.00)	0
36200			0	1993	1962	(3,317.00)	0
36200			0	1994	1962	(205.00)	0
36200			0	1995	1962	(7,892.00)	0
36200			0	1996	1962	(3,179.00)	0
36200			0	1997	1962	44.00	1996
36200			0	1998	1962	(85.00)	0
36200			0	2006	1962	(25,956.55)	0
36200			0	2007	1962	(14,583.90)	0
36200			3	2008	1962	625.54	0
36200			0	2009	1962	(20,503.14)	0
36200			0	2010	1962	(17,008.08)	0
36200			8	2011	1962	761,993.87	0
36200			9	1963	1963	981,802.00	0
36200			0	1963	1963	(65.00)	0
36200			0	1964	1963	(7,414.00)	0
36200			0	1965	1963	(7,756.00)	0
36200			0	1966	1963	(8,496.00)	0
36200			0	1967	1963	(3,141.00)	0
36200			0	1968	1963	(7,187.00)	0
36200			0	1969	1963	(4,837.00)	0
36200			0	1970	1963	(1,143.00)	0
36200			0	1971	1963	(1,194.00)	0
36200			0	1972	1963	(1,389.00)	0
36200			0	1973	1963	(4,628.00)	0
36200			0	1974	1963	(4,658.00)	0
36200			0	1975	1963	(2,793.00)	0
36200			0	1977	1963	(11,023.00)	0
36200			0	1978	1963	(1,057.00)	0
36200			0	1979	1963	(16,301.00)	0
36200			0	1980	1963	(2,734.00)	0
36200			0	1981	1963	(16,671.00)	0
36200			0	1982	1963	(103.00)	0
36200			0	1983	1963	(1,430.00)	0
36200			0	1984	1963	(360.00)	0
36200			0	1985	1963	(1,201.00)	0
36200			0	1986	1963	(47.00)	0
36200			0	1987	1963	(4,675.00)	0
36200			0	1988	1963	(238.00)	0
36200			0	1989	1963	(4,881.00)	0
36200			0	1990	1963	(13,949.00)	0

Charnas

AccountNumber	GroupNumber	CompanyNumber	TransactionCode	TransactionYear	InstallationYear	Amount	AdjustedTY
36200			0	1991	1963	(4,266.00)	0
36200			0	1992	1963	(39.00)	0
36200			3	1993	1963	(9,787.00)	0
36200			0	1993	1963	(5,249.00)	0
36200			0	1994	1963	(48.00)	0
36200			0	1995	1963	(7,872.00)	0
36200			0	1996	1963	(5,124.00)	0
36200			0	1998	1963	(1,952.00)	0
36200			0	1999	1963	(158.00)	0
36200			0	2000	1963	(129.00)	0
36200			0	2001	1963	(8,004.00)	0
36200			0	2002	1963	(70.00)	0
36200			0	2006	1963	(16,045.64)	0
36200			0	2007	1963	(17,199.91)	0
36200			3	2008	1963	205.63	0
36200			0	2009	1963	(8,216.82)	0
36200			0	2010	1963	(10,210.40)	0
36200			8	2011	1963	758,265.86	0
36200			9	1964	1964	840,861.00	0
36200			0	1964	1964	(564.00)	0
36200			0	1965	1964	(2,155.00)	0
36200			0	1966	1964	(7,286.00)	0
36200			0	1967	1964	(7,010.00)	0
36200			0	1968	1964	(5,545.00)	0
36200			0	1969	1964	(17,484.00)	0
36200			0	1971	1964	(9,281.00)	0
36200			0	1972	1964	(6,173.00)	0
36200			0	1973	1964	(4,115.00)	0
36200			0	1974	1964	(418.00)	0
36200			0	1975	1964	(4,313.00)	0
36200			0	1976	1964	(14.00)	0
36200			0	1977	1964	(913.00)	0
36200			0	1978	1964	(396.00)	0
36200			0	1979	1964	(2,113.00)	0
36200			0	1980	1964	(2,420.00)	0
36200			0	1981	1964	(263.00)	0
36200			0	1982	1964	(2,615.00)	0
36200			0	1983	1964	(205.00)	0
36200			0	1984	1964	(2,554.00)	0
36200			0	1985	1964	(73.00)	0
36200			0	1986	1964	(6,639.00)	0
36200			0	1987	1964	(6,291.00)	0
36200			0	1988	1964	(84.00)	0
36200			0	1989	1964	(9,255.00)	0
36200			0	1990	1964	(648.00)	0
36200			0	1991	1964	(919.00)	0
36200			0	1992	1964	(176.00)	0
36200			0	1993	1964	(949.00)	0
36200			0	1994	1964	(37,084.00)	0
36200			0	1995	1964	(3,676.00)	0
36200			0	1996	1964	(990.00)	0
36200			0	1997	1964	(3,007.00)	0
36200			0	1998	1964	(1,327.00)	0
36200			0	2001	1964	(239.00)	0
36200			0	2006	1964	(84,757.15)	0
36200			3	2008	1964	(133.95)	0
36200			0	2009	1964	(1,315.60)	0
36200			0	2010	1964	(26,784.20)	0
36200			0	2011	1964	(1,016.65)	0
36200			8	2011	1964	579,659.45	0

Charnas

AccountNumber	GroupNumber	CompanyNumber	TransactionCode	TransactionYear	InstallationYear	Amount	AdjustedTY
36200			9	1965	1965	1,096,982.00	0
36200			0	1965	1965	(860.00)	0
36200			0	1966	1965	(11,098.00)	0
36200			0	1967	1965	(1,723.00)	0
36200			0	1968	1965	(2,296.00)	0
36200			0	1969	1965	(16,946.00)	0
36200			0	1970	1965	(14,989.00)	0
36200			0	1971	1965	(1,672.00)	0
36200			0	1972	1965	(3,397.00)	0
36200			0	1973	1965	(4,648.00)	0
36200			0	1974	1965	(30,700.00)	0
36200			0	1975	1965	(4,187.00)	0
36200			0	1976	1965	(2,932.00)	0
36200			0	1977	1965	(1,637.00)	0
36200			0	1978	1965	(100.00)	0
36200			0	1979	1965	(12,455.00)	0
36200			0	1980	1965	(3,515.00)	0
36200			0	1981	1965	(4,077.00)	0
36200			0	1982	1965	(16,146.00)	0
36200			0	1983	1965	(3,650.00)	0
36200			0	1984	1965	(5,795.00)	0
36200			0	1985	1965	(5,648.00)	0
36200			0	1986	1965	(39,415.00)	0
36200			0	1987	1965	(229.00)	0
36200			0	1988	1965	(1,743.00)	0
36200			0	1989	1965	(1,726.00)	0
36200			0	1990	1965	(6,479.00)	0
36200			0	1991	1965	(1,338.00)	0
36200			0	1992	1965	(984.00)	0
36200			0	1993	1965	(16,532.00)	0
36200			0	1994	1965	(9,056.00)	0
36200			0	1995	1965	(920.00)	0
36200			0	1996	1965	(12,215.00)	0
36200			0	1997	1965	(5,419.00)	0
36200			3	1998	1965	10,546.00	0
36200			0	1998	1965	(8,917.00)	0
36200			0	1999	1965	(870.00)	0
36200			0	2001	1965	(1,259.00)	0
36200			0	2002	1965	(2,089.00)	0
36200			0	2006	1965	(33,742.66)	0
36200			0	2007	1965	(13,362.72)	0
36200			3	2008	1965	89.14	0
36200			0	2009	1965	(1,279.09)	0
36200			0	2010	1965	(10,889.11)	0
36200			0	2011	1965	(4,003.13)	0
36200			8	2011	1965	786,678.43	0
36200			9	1966	1966	1,270,083.00	0
36200			0	1967	1966	(1,976.00)	0
36200			0	1968	1966	(87.00)	0
36200			0	1969	1966	(3,994.00)	0
36200			0	1970	1966	(1,700.00)	0
36200			0	1971	1966	(26,879.00)	0
36200			0	1972	1966	(4,063.00)	0
36200			0	1973	1966	(675.00)	0
36200			0	1974	1966	(6,062.00)	0
36200			0	1975	1966	(192.00)	0
36200			0	1976	1966	(798.00)	0
36200			0	1977	1966	(1,411.00)	0
36200			0	1978	1966	(27,491.00)	0
36200			0	1979	1966	(165.00)	0

AccountNumber	GroupNumber	CompanyNumber	TransactionCode	TransactionYear	InstallationYear	Amount	AdjustedTY
36200			0	1980	1966	(154.00)	0
36200			0	1981	1966	(2,983.00)	0
36200			0	1982	1966	(12,657.00)	0
36200			0	1983	1966	(734.00)	0
36200			0	1984	1966	(35,035.00)	0
36200			0	1985	1966	(55,265.00)	0
36200			0	1986	1966	(1,477.00)	0
36200			0	1987	1966	(787.00)	0
36200			0	1988	1966	(112.00)	0
36200			0	1989	1966	(87.00)	0
36200			0	1990	1966	(1,897.00)	0
36200			0	1991	1966	(1,321.00)	0
36200			0	1992	1966	(34,670.00)	0
36200			0	1993	1966	(51,783.00)	0
36200			0	1994	1966	(2,547.00)	0
36200			0	1995	1966	(2,578.00)	0
36200			0	1996	1966	(12,179.00)	0
36200			3	1997	1966	(3,264.00)	0
36200			0	1997	1966	(50,360.00)	0
36200			0	1998	1966	(10,004.00)	0
36200			0	1999	1966	(2,455.00)	0
36200			0	2001	1966	(33,211.00)	0
36200			0	2006	1966	(64,959.45)	0
36200			0	2007	1966	(12,358.08)	0
36200			3	2008	1966	(270.00)	0
36200			0	2010	1966	(3,518.37)	0
36200			0	2011	1966	(2,931.37)	0
36200			0	2011	1966	(81.36)	0
36200			8	2011	1966	794,911.37	0
36200			9	1967	1967	1,197,944.00	0
36200			0	1968	1967	(906.00)	0
36200			0	1969	1967	(3,421.00)	0
36200			0	1970	1967	(1,492.00)	0
36200			0	1971	1967	(8,835.00)	0
36200			0	1972	1967	(723.00)	0
36200			0	1973	1967	(2,448.00)	0
36200			0	1974	1967	(48,514.00)	0
36200			0	1975	1967	(444.00)	0
36200			0	1976	1967	(3,093.00)	0
36200			0	1977	1967	(573.00)	0
36200			0	1978	1967	(125.00)	0
36200			0	1979	1967	(5,601.00)	0
36200			0	1980	1967	(974.00)	0
36200			0	1981	1967	(37.00)	0
36200			0	1982	1967	(2,562.00)	0
36200			0	1983	1967	(188.00)	0
36200			0	1984	1967	(53,474.00)	0
36200			0	1985	1967	(2,603.00)	0
36200			0	1986	1967	(4,909.00)	0
36200			0	1987	1967	(7,887.00)	0
36200			0	1988	1967	(917.00)	0
36200			0	1989	1967	(271.00)	0
36200			0	1990	1967	(2,534.00)	0
36200			0	1991	1967	(1,700.00)	0
36200			0	1992	1967	(2,241.00)	0
36200			0	1993	1967	(315.00)	0
36200			3	1994	1967	(3,585.00)	0
36200			0	1994	1967	(41,744.00)	0
36200			0	1995	1967	(2,570.00)	0
36200			0	1996	1967	(30,934.00)	0

AccountNumber	GroupNumber	CompanyNumber	TransactionCode	TransactionYear	InstallationYear	Amount	AdjustedTY
36200			3	1997	1967	3,251.00	0
36200			0	1997	1967	(74,591.00)	0
36200			0	1998	1967	(160.00)	0
36200			0	2000	1967	(124.00)	0
36200			0	2003	1967	(4,501.85)	0
36200			0	2006	1967	(94,179.35)	0
36200			0	2007	1967	(3,706.17)	0
36200			3	2008	1967	(1,862.42)	0
36200			0	2008	1967	(25.58)	0
36200			0	2009	1967	(459.13)	0
36200			0	2010	1967	(1,590.34)	0
36200			0	2011	1967	(9,826.15)	0
36200			0	2011	1967	(138.90)	0
36200			8	2011	1967	774,410.11	0
36200			9	1968	1968	1,081,209.00	0
36200			0	1968	1968	(316.00)	0
36200			0	1969	1968	(26.00)	0
36200			0	1970	1968	(2,926.00)	0
36200			0	1971	1968	(180.00)	0
36200			0	1972	1968	(456.00)	0
36200			0	1973	1968	(4,413.00)	0
36200			0	1974	1968	(1,453.00)	0
36200			0	1975	1968	(1,842.00)	0
36200			0	1976	1968	(662.00)	0
36200			0	1977	1968	(12.00)	0
36200			0	1978	1968	(2,595.00)	0
36200			0	1979	1968	(845.00)	0
36200			0	1980	1968	(7,345.00)	0
36200			0	1981	1968	(276.00)	0
36200			0	1982	1968	(226.00)	0
36200			0	1983	1968	(29.00)	0
36200			0	1985	1968	(188.00)	0
36200			0	1986	1968	(15,515.00)	0
36200			0	1987	1968	(727.00)	0
36200			0	1988	1968	(2,744.00)	0
36200			0	1989	1968	(2,766.00)	0
36200			0	1990	1968	(7,021.00)	0
36200			0	1991	1968	(1,070.00)	0
36200			0	1992	1968	(975.00)	0
36200			0	1993	1968	(1,824.00)	0
36200			0	1994	1968	(3,211.00)	0
36200			0	1995	1968	(323.00)	0
36200			0	1996	1968	(44,543.00)	0
36200			0	1997	1968	(3,798.00)	0
36200			0	1998	1968	(461.00)	0
36200			0	1999	1968	(27,723.00)	0
36200			0	2001	1968	(2,480.00)	0
36200			0	2003	1968	(5,116.83)	0
36200			0	2006	1968	(14,179.36)	0
36200			0	2007	1968	(6,116.87)	0
36200			3	2008	1968	333.98	0
36200			0	2009	1968	(3,579.34)	0
36200			0	2010	1968	(2,526.34)	0
36200			0	2011	1968	(16,375.23)	0
36200			8	2011	1968	894,678.01	0
36200			9	1969	1969	1,956,944.00	0
36200			0	1969	1969	(166.00)	0
36200			0	1970	1969	(2,058.00)	0
36200			0	1971	1969	(4,629.00)	0
36200			0	1972	1969	(2,158.00)	0

Charnas

AccountNumber	GroupNumber	CompanyNumber	TransactionCode	TransactionYear	InstallationYear	Amount	AdjustedTY
36200			0	1973	1969	(154.00)	0
36200			0	1974	1969	(1,077.00)	0
36200			0	1975	1969	(3,009.00)	0
36200			0	1976	1969	(32.00)	0
36200			0	1977	1969	(2,479.00)	0
36200			0	1978	1969	(1,110.00)	0
36200			0	1979	1969	(4,731.00)	0
36200			0	1980	1969	(4,205.00)	0
36200			0	1981	1969	(1,050.00)	0
36200			0	1982	1969	(578.00)	0
36200			0	1983	1969	(11,253.00)	0
36200			0	1984	1969	(4,019.00)	0
36200			0	1985	1969	(944.00)	0
36200			0	1986	1969	(106.00)	0
36200			0	1987	1969	(5,223.00)	0
36200			0	1988	1969	(30.00)	0
36200			0	1989	1969	(326.00)	0
36200			0	1990	1969	(1,119.00)	0
36200			0	1991	1969	(61,772.00)	0
36200			0	1992	1969	(1,816.00)	0
36200			0	1993	1969	(3,998.00)	0
36200			0	1994	1969	(36,496.00)	0
36200			0	1995	1969	(2,630.00)	0
36200			3	1996	1969	(2,248.00)	0
36200			0	1996	1969	(39,430.00)	0
36200			0	1997	1969	(528.00)	0
36200			0	1998	1969	(1,094.00)	0
36200			3	1999	1969	(12,713.00)	0
36200			0	1999	1969	(13,987.00)	0
36200			0	2000	1969	(45.00)	0
36200			0	2003	1969	(244.53)	0
36200			0	2006	1969	(71,472.10)	0
36200			0	2007	1969	(2,965.61)	0
36200			3	2008	1969	1,369.76	0
36200			0	2009	1969	(5,853.56)	0
36200			0	2010	1969	(160,742.24)	0
36200			0	2011	1969	(2,213.08)	0
36200			0	2011	1969	(16,102.63)	0
36200			8	2011	1969	1,471,507.01	0
36200			9	1970	1970	1,061,831.00	0
36200			0	1970	1970	(168.00)	0
36200			0	1971	1970	(3,820.00)	0
36200			0	1972	1970	(714.00)	0
36200			0	1973	1970	(1,291.00)	0
36200			0	1974	1970	(3,627.00)	0
36200			0	1975	1970	(2,596.00)	0
36200			0	1977	1970	(2,906.00)	0
36200			0	1978	1970	(6,485.00)	0
36200			0	1979	1970	(7,099.00)	0
36200			0	1980	1970	(19,691.00)	0
36200			0	1981	1970	(591.00)	0
36200			0	1982	1970	(5,668.00)	0
36200			0	1983	1970	(297.00)	0
36200			0	1985	1970	(30,425.00)	0
36200			0	1986	1970	(45.00)	0
36200			0	1987	1970	(50,076.00)	0
36200			0	1988	1970	(43,488.00)	0
36200			0	1989	1970	(44,159.00)	0
36200			0	1990	1970	(1,028.00)	0
36200			0	1991	1970	(1,972.00)	0

AccountNumber	GroupNumber	CompanyNumber	TransactionCode	TransactionYear	InstallationYear	Amount	AdjustedTY
36200			0	1992	1970	(784.00)	0
36200			0	1993	1970	(41.00)	0
36200			0	1994	1970	(46,964.00)	0
36200			0	1995	1970	(2,124.00)	0
36200			0	1996	1970	(26,959.00)	0
36200			3	1997	1970	33,710.00	0
36200			0	1997	1970	(1,546.00)	0
36200			0	1998	1970	(5,886.00)	0
36200			0	1999	1970	(201.00)	0
36200			0	2003	1970	(21,538.37)	0
36200			0	2006	1970	(9,510.81)	0
36200			0	2007	1970	(7,482.08)	0
36200			3	2008	1970	903.26	0
36200			0	2009	1970	(13,685.28)	0
36200			0	2010	1970	(25,605.81)	0
36200			0	2011	1970	(30,860.41)	0
36200			8	2011	1970	677,110.50	0
36200			9	1971	1971	1,437,027.00	0
36200			0	1971	1971	(240.00)	0
36200			0	1972	1971	(1,502.00)	0
36200			0	1973	1971	(6,657.00)	0
36200			0	1974	1971	(7,596.00)	0
36200			0	1975	1971	(1,969.00)	0
36200			0	1976	1971	(1,646.00)	0
36200			0	1977	1971	(46,656.00)	0
36200			0	1978	1971	(2,120.00)	0
36200			0	1979	1971	(323.00)	0
36200			0	1980	1971	(3,425.00)	0
36200			0	1982	1971	(2,676.00)	0
36200			0	1983	1971	(6,337.00)	0
36200			0	1984	1971	(9,445.00)	0
36200			0	1985	1971	(11.00)	0
36200			0	1986	1971	(37,890.00)	0
36200			0	1987	1971	(10,190.00)	0
36200			0	1989	1971	(38,707.00)	0
36200			0	1990	1971	(1,710.00)	0
36200			0	1991	1971	(1,734.00)	0
36200			0	1992	1971	(534.00)	0
36200			0	1993	1971	(2,639.00)	0
36200			3	1994	1971	11,694.00	0
36200			0	1994	1971	(755.00)	0
36200			3	1995	1971	26,421.00	0
36200			0	1995	1971	(10,375.00)	0
36200			0	1996	1971	(66,583.00)	0
36200			0	1997	1971	(6,331.00)	0
36200			3	1998	1971	(11,694.00)	0
36200			0	1998	1971	(12,940.00)	0
36200			0	1999	1971	(12,772.00)	0
36200			0	2000	1971	(263.00)	0
36200			0	2001	1971	(2,120.00)	0
36200			0	2002	1971	(1,361.00)	0
36200			0	2006	1971	(2,579.51)	0
36200			0	2007	1971	(8,547.86)	0
36200			3	2008	1971	(700.99)	0
36200			0	2009	1971	(60,728.33)	0
36200			0	2010	1971	(475.44)	0
36200			0	2011	1971	(57,575.78)	0
36200			0	2011	1971	(436.77)	0
36200			8	2011	1971	1,034,896.32	0
36200			9	1972	1972	1,353,932.00	0

Charnas

AccountNumber	GroupNumber	CompanyNumber	TransactionCode	TransactionYear	InstallationYear	Amount	AdjustedTY
36200			0	1972	1972	(687.00)	0
36200			0	1973	1972	(4,229.00)	0
36200			0	1974	1972	(3,659.00)	0
36200			0	1975	1972	(1,716.00)	0
36200			0	1976	1972	(48,691.00)	0
36200			0	1977	1972	(583.00)	0
36200			0	1978	1972	(1,514.00)	0
36200			0	1979	1972	(220.00)	0
36200			0	1980	1972	(855.00)	0
36200			0	1981	1972	(4,995.00)	0
36200			0	1982	1972	(3,832.00)	0
36200			0	1983	1972	(2,653.00)	0
36200			0	1984	1972	(1,350.00)	0
36200			0	1985	1972	(9,293.00)	0
36200			0	1986	1972	(10,338.00)	0
36200			0	1987	1972	(53,913.00)	0
36200			0	1988	1972	(41,026.00)	0
36200			0	1989	1972	(730.00)	0
36200			0	1990	1972	(11,319.00)	0
36200			0	1991	1972	(4,544.00)	0
36200			0	1992	1972	(886.00)	0
36200			0	1993	1972	(396.00)	0
36200			0	1994	1972	(540.00)	0
36200			0	1995	1972	(1,878.00)	0
36200			0	1996	1972	(24,726.00)	0
36200			0	1997	1972	(2,468.00)	0
36200			3	1998	1972	5,989.00	0
36200			0	1998	1972	(1,916.00)	0
36200			0	1999	1972	(1,423.00)	0
36200			0	2000	1972	(16,546.00)	0
36200			0	2001	1972	(353.00)	0
36200			0	2004	1972	(351.12)	0
36200			0	2006	1972	(49,082.82)	0
36200			0	2007	1972	(20,313.81)	0
36200			3	2008	1972	115.82	0
36200			0	2009	1972	(16,923.56)	0
36200			0	2010	1972	(24,127.66)	0
36200			0	2011	1972	(9,174.24)	0
36200			8	2011	1972	982,784.61	0
36200			9	1973	1973	1,413,349.00	0
36200			0	1973	1973	(3,034.00)	0
36200			0	1974	1973	(143.00)	0
36200			0	1975	1973	(53.00)	0
36200			0	1976	1973	(189.00)	0
36200			0	1977	1973	(1,136.00)	0
36200			0	1978	1973	(1,808.00)	0
36200			0	1979	1973	(1,846.00)	0
36200			0	1980	1973	(14,709.00)	0
36200			0	1981	1973	(511.00)	0
36200			0	1982	1973	(114.00)	0
36200			0	1983	1973	(4,240.00)	0
36200			0	1984	1973	(94.00)	0
36200			0	1985	1973	(2,052.00)	0
36200			0	1986	1973	(877.00)	0
36200			0	1987	1973	(388.00)	0
36200			0	1988	1973	(780.00)	0
36200			0	1989	1973	(3,991.00)	0
36200			0	1990	1973	(3,226.00)	0
36200			0	1991	1973	(1,887.00)	0
36200			0	1992	1973	(12,844.00)	0

Charnas

AccountNumber	GroupNumber	CompanyNumber	TransactionCode	TransactionYear	InstallationYear	Amount	AdjustedTY
36200			0	1993	1973	(248.00)	0
36200			0	1994	1973	(3,734.00)	0
36200			0	1995	1973	(2,949.00)	0
36200			0	1996	1973	(14,020.00)	0
36200			3	1997	1973	(5,504.00)	0
36200			0	1997	1973	(4,755.00)	0
36200			0	1998	1973	(2,894.00)	0
36200			0	2000	1973	(2,396.00)	0
36200			0	2001	1973	(352.00)	0
36200			0	2004	1973	(946.02)	0
36200			0	2006	1973	(10,038.21)	0
36200			0	2007	1973	(3,273.57)	0
36200			3	2008	1973	380.59	0
36200			0	2009	1973	(3,616.24)	0
36200			0	2011	1973	(2,112.85)	0
36200			8	2011	1973	1,302,968.70	0
36200			9	1974	1974	1,633,645.00	0
36200			0	1974	1974	(1,657.00)	0
36200			0	1975	1974	(622.00)	0
36200			0	1977	1974	(1,118.00)	0
36200			0	1978	1974	(3,948.00)	0
36200			0	1980	1974	(4,202.00)	0
36200			0	1981	1974	(1,192.00)	0
36200			0	1983	1974	(43.00)	0
36200			0	1984	1974	(109.00)	0
36200			0	1985	1974	(5,232.00)	0
36200			0	1986	1974	(5,027.00)	0
36200			0	1987	1974	(563.00)	0
36200			0	1988	1974	(104.00)	0
36200			0	1989	1974	(150.00)	0
36200			0	1990	1974	(1,981.00)	0
36200			0	1991	1974	(1,244.00)	0
36200			0	1992	1974	(2,973.00)	0
36200			0	1993	1974	(5,837.00)	0
36200			0	1994	1974	(3,772.00)	0
36200			0	1995	1974	66,745.00	0
36200			0	1996	1974	(66,745.00)	1995
36200			0	1996	1974	66,745.00	0
36200			0	1996	1974	(151,421.00)	0
36200			3	1997	1974	(1.00)	0
36200			0	1997	1974	(58,538.00)	0
36200			0	1998	1974	(6,336.00)	0
36200			0	1999	1974	(379.00)	0
36200			0	2000	1974	(110.00)	0
36200			0	2001	1974	(1,269.00)	0
36200			0	2006	1974	(48,735.25)	0
36200			0	2007	1974	(11,988.42)	0
36200			3	2008	1974	(303.08)	0
36200			0	2009	1974	(409.15)	0
36200			0	2010	1974	(261.95)	0
36200			0	2011	1974	(7,987.81)	0
36200			0	2011	1974	(201.36)	0
36200			8	2011	1974	1,372,674.98	0
36200			9	1975	1975	1,448,740.00	0
36200			0	1976	1975	(184.00)	0
36200			0	1977	1975	(2,709.00)	0
36200			0	1978	1975	(1,823.00)	0
36200			0	1979	1975	(1,911.00)	0
36200			0	1980	1975	(3,333.00)	0
36200			0	1981	1975	(2,466.00)	0

Charnas

AccountNumber	GroupNumber	CompanyNumber	TransactionCode	TransactionYear	InstallationYear	Amount	AdjustedTY
36200			0	1982	1975	(51.00)	0
36200			0	1984	1975	(537.00)	0
36200			0	1985	1975	(79,911.00)	0
36200			0	1986	1975	(2,294.00)	0
36200			0	1987	1975	(2,006.00)	0
36200			0	1988	1975	(2,117.00)	0
36200			0	1989	1975	(217.00)	0
36200			0	1990	1975	(17,547.00)	0
36200			0	1991	1975	(1,538.00)	0
36200			0	1992	1975	(917.00)	0
36200			0	1993	1975	(2,789.00)	0
36200			0	1994	1975	(1,305.00)	0
36200			0	1995	1975	(4,581.00)	0
36200			3	1996	1975	(1,210.00)	0
36200			0	1996	1975	(8,250.00)	0
36200			0	1997	1975	(458.00)	0
36200			0	1998	1975	(10,673.00)	0
36200			3	1999	1975	(30,378.00)	0
36200			0	2001	1975	(71,098.00)	0
36200			0	2006	1975	(137,565.78)	0
36200			0	2007	1975	(9,834.12)	0
36200			3	2008	1975	(2,478.80)	0
36200			0	2009	1975	(5,307.15)	0
36200			0	2010	1975	(14,291.97)	0
36200			8	2011	1975	1,028,959.18	0
36200			9	1976	1976	1,003,733.00	0
36200			0	1977	1976	(6,447.00)	0
36200			0	1978	1976	(1,945.00)	0
36200			0	1979	1976	(2,004.00)	0
36200			0	1980	1976	(465.00)	0
36200			0	1981	1976	(693.00)	0
36200			0	1983	1976	(2,369.00)	0
36200			0	1984	1976	(1,137.00)	0
36200			0	1985	1976	(4,203.00)	0
36200			0	1987	1976	(46.00)	0
36200			0	1988	1976	(1,644.00)	0
36200			0	1989	1976	(481.00)	0
36200			0	1990	1976	(5,211.00)	0
36200			0	1991	1976	(8.00)	0
36200			0	1992	1976	(2,797.00)	0
36200			0	1993	1976	(697.00)	0
36200			0	1994	1976	(1,921.00)	0
36200			0	1995	1976	(512.00)	0
36200			0	1996	1976	(6,068.00)	0
36200			0	1997	1976	(2,812.00)	0
36200			3	1998	1976	(11,116.00)	0
36200			0	1998	1976	(691.00)	0
36200			0	2004	1976	(337.14)	0
36200			0	2006	1976	(53.97)	0
36200			3	2008	1976	815.45	0
36200			0	2009	1976	(523.82)	0
36200			0	2010	1976	(25,817.46)	0
36200			0	2011	1976	(2,395.81)	0
36200			8	2011	1976	922,153.25	0
36200			9	1977	1977	1,445,811.00	0
36200			0	1978	1977	(16.00)	0
36200			0	1979	1977	(6,505.00)	0
36200			0	1980	1977	(694.00)	0
36200			0	1981	1977	(706.00)	0
36200			0	1982	1977	(11,129.00)	0

Charnas

AccountNumber	GroupNumber	CompanyNumber	TransactionCode	TransactionYear	InstallationYear	Amount	AdjustedTY
36200			0	1983	1977	(1,256.00)	0
36200			0	1984	1977	(3,300.00)	0
36200			0	1986	1977	(184.00)	0
36200			0	1987	1977	(6,386.00)	0
36200			0	1988	1977	(1,305.00)	0
36200			0	1989	1977	(2,382.00)	0
36200			0	1990	1977	(1,106.00)	0
36200			0	1991	1977	(588.00)	0
36200			0	1992	1977	(2,522.00)	0
36200			3	1993	1977	(2,831.00)	0
36200			0	1993	1977	(45.00)	0
36200			0	1994	1977	(4,608.00)	0
36200			0	1995	1977	(990.00)	0
36200			0	1996	1977	(29,190.00)	0
36200			0	1997	1977	(3,762.00)	0
36200			0	1998	1977	(814.00)	0
36200			0	1999	1977	(1,429.00)	0
36200			0	2001	1977	(3,317.00)	0
36200			0	2006	1977	(4,961.74)	0
36200			0	2007	1977	(1,623.93)	0
36200			3	2008	1977	10.29	0
36200			0	2009	1977	(252.43)	0
36200			0	2010	1977	(12,110.57)	0
36200			0	2011	1977	(284.87)	0
36200			8	2011	1977	1,341,522.75	0
36200			9	1978	1978	2,699,434.00	0
36200			0	1978	1978	(666.00)	0
36200			0	1979	1978	(2,333.00)	0
36200			0	1980	1978	(826.00)	0
36200			0	1981	1978	(412.00)	0
36200			0	1982	1978	(1,251.00)	0
36200			0	1983	1978	(3,713.00)	0
36200			0	1984	1978	(434.00)	0
36200			0	1985	1978	(1,781.00)	0
36200			0	1987	1978	(20,991.00)	0
36200			0	1988	1978	(275.00)	0
36200			0	1989	1978	(82.00)	0
36200			0	1990	1978	(100,204.00)	0
36200			0	1991	1978	(305.00)	0
36200			0	1992	1978	(656.00)	0
36200			0	1993	1978	(12,534.00)	0
36200			0	1994	1978	(752.00)	0
36200			0	1995	1978	(11,856.00)	0
36200			0	1996	1978	(11,581.00)	0
36200			0	1997	1978	(228,328.00)	0
36200			0	1998	1978	(124,396.00)	0
36200			0	1999	1978	(1,660.00)	0
36200			0	2001	1978	(100,937.00)	0
36200			0	2006	1978	(221,019.58)	0
36200			0	2007	1978	(7,539.20)	0
36200			3	2008	1978	(177.38)	0
36200			0	2009	1978	(273.23)	0
36200			0	2010	1978	(22,718.12)	0
36200			0	2011	1978	(10,633.92)	0
36200			8	2011	1978	1,811,099.57	0
36200			9	1979	1979	3,447,955.00	0
36200			0	1979	1979	(3,040.00)	0
36200			0	1980	1979	(1,427.00)	0
36200			0	1981	1979	(579.00)	0
36200			0	1982	1979	(22.00)	0

Charnas

AccountNumber	GroupNumber	CompanyNumber	TransactionCode	TransactionYear	InstallationYear	Amount	AdjustedTY
36200			0	1983	1979	(126.00)	0
36200			0	1984	1979	(1,838.00)	0
36200			0	1985	1979	(147.00)	0
36200			0	1986	1979	(89.00)	0
36200			0	1987	1979	(46,672.00)	0
36200			0	1988	1979	(336.00)	0
36200			0	1989	1979	(16,191.00)	0
36200			0	1990	1979	(354.00)	0
36200			0	1991	1979	(10,383.00)	0
36200			0	1992	1979	(90.00)	0
36200			0	1993	1979	(589.00)	0
36200			0	1994	1979	(6,984.00)	0
36200			0	1995	1979	(2,436.00)	0
36200			3	1996	1979	(2,769,610.00)	0
36200			0	1996	1979	(10,125.00)	0
36200			0	1997	1979	(6,022.00)	0
36200			0	1998	1979	(2,411.00)	0
36200			0	1999	1979	(118.00)	0
36200			0	2000	1979	(226.00)	0
36200			0	2001	1979	(25,297.00)	0
36200			0	2006	1979	(40,188.32)	0
36200			0	2007	1979	(101,679.28)	0
36200			3	2008	1979	(479.86)	0
36200			0	2009	1979	(1,761.43)	0
36200			0	2010	1979	(12,708.95)	0
36200			0	2011	1979	(1,101.30)	0
36200			8	2011	1979	384,923.86	0
36200			9	1980	1980	2,229,807.00	0
36200			0	1981	1980	(530.00)	0
36200			0	1982	1980	(1,310.00)	0
36200			0	1983	1980	(109.00)	0
36200			0	1984	1980	(97.00)	0
36200			0	1985	1980	(204.00)	0
36200			0	1986	1980	(1,385.00)	0
36200			0	1987	1980	(1,659.00)	0
36200			0	1988	1980	(191.00)	0
36200			0	1989	1980	(5,405.00)	0
36200			0	1990	1980	(890.00)	0
36200			0	1991	1980	(618.00)	0
36200			0	1992	1980	(1,221.00)	0
36200			0	1993	1980	(1,538.00)	0
36200			0	1994	1980	(21,656.00)	0
36200			3	1995	1980	23,273.00	0
36200			0	1995	1980	(3,375.00)	0
36200			3	1996	1980	325,446.00	0
36200			0	1996	1980	(42,380.00)	0
36200			0	1997	1980	(2,581.00)	0
36200			0	1998	1980	(3,501.00)	0
36200			0	1999	1980	(3,721.00)	0
36200			0	2001	1980	(104,537.00)	0
36200			0	2002	1980	(792.00)	0
36200			0	2006	1980	(2,741.55)	0
36200			3	2008	1980	6,288.03	0
36200			0	2009	1980	(2,416.07)	0
36200			0	2011	1980	(6,977.78)	0
36200			0	2011	1980	(102.06)	0
36200			8	2011	1980	2,374,876.57	0
36200			9	1981	1981	1,985,289.00	0
36200			0	1982	1981	(3,381.00)	0
36200			0	1984	1981	(23.00)	0

Charnas

AccountNumber	GroupNumber	CompanyNumber	TransactionCode	TransactionYear	InstallationYear	Amount	AdjustedTY
36200			0	1985	1981	(17,130.00)	0
36200			0	1986	1981	(87.00)	0
36200			0	1987	1981	(2,480.00)	0
36200			0	1988	1981	(3,570.00)	0
36200			0	1989	1981	(92.00)	0
36200			0	1990	1981	(4,972.00)	0
36200			0	1991	1981	(727.00)	0
36200			0	1992	1981	(1,432.00)	0
36200			0	1993	1981	(439.00)	0
36200			0	1994	1981	(1,515.00)	0
36200			0	1995	1981	(464.00)	0
36200			0	1996	1981	(2,666.00)	0
36200			0	1997	1981	(29.00)	0
36200			0	1999	1981	(827.00)	0
36200			0	2001	1981	(396.00)	0
36200			0	2006	1981	(396.07)	0
36200			0	2007	1981	(1,023.04)	0
36200			3	2008	1981	1,715.48	0
36200			0	2010	1981	(209.40)	0
36200			0	2011	1981	(3,416.75)	0
36200			8	2011	1981	1,941,729.22	0
36200			9	1982	1982	2,271,967.00	0
36200			0	1982	1982	(95.00)	0
36200			0	1984	1982	(131.00)	0
36200			0	1985	1982	(576.00)	0
36200			0	1986	1982	(1,682.00)	0
36200			0	1987	1982	(8,221.00)	0
36200			0	1988	1982	(628.00)	0
36200			0	1989	1982	(6.00)	0
36200			0	1990	1982	(1,500.00)	0
36200			0	1991	1982	(506.00)	0
36200			0	1992	1982	(341.00)	0
36200			0	1993	1982	(9,570.00)	0
36200			0	1994	1982	(144,780.00)	0
36200			0	1995	1982	(2,994.00)	0
36200			3	1996	1982	2,041.00	0
36200			0	1996	1982	(10,272.00)	0
36200			0	1997	1982	(14,043.00)	0
36200			0	1998	1982	(608.00)	0
36200			0	1999	1982	(1,051.00)	0
36200			0	2003	1982	(417.73)	0
36200			0	2006	1982	(3,520.17)	0
36200			0	2007	1982	(6,022.43)	0
36200			3	2008	1982	1,128.16	0
36200			0	2009	1982	(17,897.28)	0
36200			0	2010	1982	(148,380.58)	0
36200			0	2011	1982	(1,314.08)	0
36200			8	2011	1982	1,900,579.89	0
36200			9	1983	1983	977,704.00	0
36200			0	1983	1983	(65.00)	0
36200			0	1984	1983	(763.00)	0
36200			0	1985	1983	(3,960.00)	0
36200			0	1986	1983	(180.00)	0
36200			0	1987	1983	(431.00)	0
36200			0	1988	1983	(1,092.00)	0
36200			0	1989	1983	(1,180.00)	0
36200			0	1990	1983	(59.00)	0
36200			0	1991	1983	(876.00)	0
36200			0	1992	1983	(1,645.00)	0
36200			0	1993	1983	(60.00)	0

Charnas

AccountNumber	GroupNumber	CompanyNumber	TransactionCode	TransactionYear	InstallationYear	Amount	AdjustedTY
36200			0	1994	1983	(1,106.00)	0
36200			0	1995	1983	(3,989.00)	0
36200			0	1996	1983	(6,246.00)	0
36200			0	1998	1983	(1,209.00)	0
36200			3	1999	1983	46,069.00	0
36200			0	2001	1983	(3,255.00)	0
36200			0	2006	1983	(12,175.02)	0
36200			0	2007	1983	(31,170.54)	0
36200			3	2008	1983	517.50	0
36200			0	2009	1983	(306.89)	0
36200			0	2010	1983	(3,777.65)	0
36200			8	2011	1983	950,744.40	0
36200			9	1984	1984	2,602,302.00	0
36200			0	1984	1984	(76.00)	0
36200			0	1985	1984	(1,429.00)	0
36200			0	1986	1984	(353.00)	0
36200			0	1987	1984	(2,419.00)	0
36200			0	1988	1984	(5,830.00)	0
36200			0	1989	1984	(99.00)	0
36200			0	1991	1984	(3,564.00)	0
36200			0	1992	1984	(29.00)	0
36200			0	1993	1984	(2,249.00)	0
36200			0	1994	1984	(1,273.00)	0
36200			0	1995	1984	(5,624.00)	0
36200			0	1996	1984	(1,479.00)	0
36200			0	1997	1984	2,018.00	1995
36200			0	1998	1984	(1,141.00)	0
36200			0	1999	1984	(2,901.00)	0
36200			0	2006	1984	(140,980.22)	0
36200			0	2007	1984	(2,776.54)	0
36200			3	2008	1984	(607.44)	0
36200			3	2009	1984	10,141.71	0
36200			0	2009	1984	(639.96)	0
36200			0	2010	1984	(552.84)	0
36200			0	2011	1984	(3,380.57)	0
36200			8	2011	1984	2,437,058.14	0
36200			9	1985	1985	421,911.00	0
36200			0	1985	1985	(556.00)	0
36200			0	1986	1985	(2,620.00)	0
36200			0	1987	1985	(3,428.00)	0
36200			0	1988	1985	(453.00)	0
36200			0	1990	1985	(2,388.00)	0
36200			0	1991	1985	(69.00)	0
36200			0	1992	1985	(1,859.00)	0
36200			0	1993	1985	(206.00)	0
36200			0	1994	1985	(513.00)	0
36200			0	1995	1985	(14,709.00)	0
36200			3	1996	1985	(6,399.00)	0
36200			0	1996	1985	658.00	1995
36200			0	1997	1985	2,658.00	1995
36200			0	1998	1985	(241.00)	0
36200			0	1999	1985	(19.00)	0
36200			0	2002	1985	(279.00)	0
36200			0	2006	1985	(4,176.29)	0
36200			0	2007	1985	(4,788.37)	0
36200			3	2008	1985	(5,395.69)	0
36200			0	2009	1985	(3.61)	0
36200			0	2010	1985	(96.29)	0
36200			0	2011	1985	(92.49)	0
36200			8	2011	1985	376,935.26	0

AccountNumber	GroupNumber	CompanyNumber	TransactionCode	TransactionYear	InstallationYear	Amount	AdjustedTY
36200			9	1986	1986	1,629,368.00	0
36200			0	1987	1986	(507.00)	0
36200			0	1990	1986	(144.00)	0
36200			0	1991	1986	(5,326.00)	0
36200			0	1993	1986	(868.00)	0
36200			0	1994	1986	(1,308.00)	0
36200			0	1995	1986	(256.00)	0
36200			0	1996	1986	(6,002.00)	0
36200			0	1997	1986	3,150.00	1996
36200			0	1998	1986	(527.00)	0
36200			0	1999	1986	(1,167.00)	0
36200			0	2003	1986	(105.31)	0
36200			0	2006	1986	(2,302.29)	0
36200			3	2008	1986	(5,365.21)	0
36200			0	2009	1986	(25,456.34)	0
36200			0	2010	1986	(13,224.37)	0
36200			8	2011	1986	1,569,959.48	0
36200			9	1987	1987	3,367,290.00	0
36200			0	1987	1987	(16.00)	0
36200			0	1988	1987	(118.00)	0
36200			0	1990	1987	(275.00)	0
36200			0	1992	1987	(3,536.00)	0
36200			0	1993	1987	(42.00)	0
36200			3	1994	1987	(19,855.00)	0
36200			0	1994	1987	(4,184.00)	0
36200			0	1995	1987	(968.00)	0
36200			0	1996	1987	(1,574.00)	0
36200			0	1997	1987	7,624.00	0
36200			0	1998	1987	(7,624.00)	1997
36200			0	1998	1987	7,624.00	0
36200			0	1998	1987	(23,322.00)	0
36200			0	2006	1987	(10,392.96)	0
36200			0	2007	1987	(3,290.69)	0
36200			3	2008	1987	3,625.99	0
36200			0	2009	1987	(17,582.75)	0
36200			0	2010	1987	(53,917.96)	0
36200			0	2011	1987	(310.49)	0
36200			8	2011	1987	3,239,155.14	0
36200			9	1988	1988	1,381,257.00	0
36200			0	1988	1988	(5,644.00)	0
36200			0	1989	1988	(68.00)	0
36200			0	1990	1988	(237.00)	0
36200			0	1991	1988	(1,571.00)	0
36200			0	1992	1988	(364.00)	0
36200			0	1993	1988	(161.00)	0
36200			3	1994	1988	(3,095.00)	0
36200			0	1994	1988	(3,412.00)	0
36200			3	1995	1988	(673,780.00)	0
36200			0	1995	1988	(594.00)	0
36200			3	1996	1988	123.00	0
36200			0	1996	1988	(1,037.00)	0
36200			0	1997	1988	(3,523.00)	0
36200			0	1998	1988	(44,484.00)	0
36200			0	2000	1988	(47.00)	0
36200			0	2004	1988	(1,882.58)	0
36200			0	2006	1988	(137,605.74)	0
36200			0	2007	1988	(95.16)	0
36200			3	2008	1988	(3,493.12)	0
36200			0	2009	1988	(652.62)	0
36200			0	2010	1988	(13,095.50)	0

AccountNumber	GroupNumber	CompanyNumber	TransactionCode	TransactionYear	InstallationYear	Amount	AdjustedTY
36200			8	2011	1988	486,538.28	0
36200			9	1989	1989	2,462,697.00	0
36200			0	1990	1989	(22,367.00)	0
36200			0	1991	1989	(1,256.00)	0
36200			3	1993	1989	(16,017.00)	0
36200			3	1995	1989	(5,261.00)	0
36200			0	1995	1989	(359.00)	0
36200			0	1996	1989	(5,693.00)	0
36200			0	1997	1989	(3,228.00)	0
36200			0	1998	1989	(6,547.00)	0
36200			0	2006	1989	(2,225.51)	0
36200			0	2007	1989	(23,201.09)	0
36200			3	2008	1989	3,707.08	0
36200			0	2009	1989	(587.35)	0
36200			0	2010	1989	(727.44)	0
36200			0	2011	1989	(100.52)	0
36200			0	2011	1989	(655.98)	0
36200			8	2011	1989	2,378,178.19	0
36200			9	1990	1990	1,569,046.00	0
36200			0	1990	1990	(2,857.00)	0
36200			0	1991	1990	(9,456.00)	0
36200			0	1992	1990	(629.00)	0
36200			0	1993	1990	(3,739.00)	0
36200			0	1994	1990	(307.00)	0
36200			3	1995	1990	(137.00)	0
36200			0	1995	1990	(2,954.00)	0
36200			3	1996	1990	382,522.00	0
36200			0	1996	1990	(23,140.00)	0
36200			0	1997	1990	(294.00)	0
36200			0	1998	1990	(103.00)	0
36200			0	1999	1990	(110.00)	0
36200			0	2006	1990	(350,452.28)	0
36200			0	2007	1990	(1,604.78)	0
36200			3	2008	1990	208.33	0
36200			0	2009	1990	(4,891.56)	0
36200			0	2010	1990	(63.52)	0
36200			0	2011	1990	(11,593.69)	0
36200			8	2011	1990	1,539,444.50	0
36200			9	1991	1991	2,923,162.00	0
36200			0	1992	1991	(225.00)	0
36200			0	1993	1991	(520.00)	0
36200			0	1994	1991	(201,670.00)	0
36200			0	1995	1991	(90.00)	0
36200			3	1996	1991	1,103,413.00	0
36200			0	1996	1991	(6,286.00)	0
36200			0	1997	1991	467.00	1996
36200			0	1998	1991	(4,209.00)	0
36200			0	1999	1991	(1,293.00)	0
36200			0	2003	1991	(54.73)	0
36200			0	2006	1991	(1,401.73)	0
36200			0	2007	1991	(11,706.02)	0
36200			3	2008	1991	65.97	0
36200			0	2009	1991	(2,517.99)	0
36200			0	2010	1991	(7,134.84)	0
36200			0	2011	1991	(1,229.38)	0
36200			0	2011	1991	(811.85)	0
36200			8	2011	1991	3,787,958.43	0
36200			9	1992	1992	3,427,909.00	0
36200			0	1993	1992	(404.00)	0
36200			0	1994	1992	(49,576.00)	0

AccountNumber	GroupNumber	CompanyNumber	TransactionCode	TransactionYear	InstallationYear	Amount	AdjustedTY
36200			0	1995	1992	(1,589.00)	0
36200			3	1996	1992	1,870,481.00	0
36200			0	1996	1992	(26,166.00)	0
36200			0	1997	1992	(3,918.00)	0
36200			0	1998	1992	(90.00)	0
36200			0	2003	1992	(68.30)	0
36200			0	2006	1992	(2,409.23)	0
36200			0	2007	1992	(13,015.67)	0
36200			3	2008	1992	(290.62)	0
36200			0	2009	1992	(19,578.50)	0
36200			0	2010	1992	(35,952.01)	0
36200			8	2011	1992	5,145,332.67	0
36200			9	1993	1993	1,419,530.00	0
36200			0	1995	1993	(76.00)	0
36200			3	1996	1993	279,173.00	0
36200			0	1996	1993	166.00	0
36200			0	1997	1993	(166.00)	1996
36200			0	1997	1993	166.00	0
36200			0	1997	1993	(1,248.00)	0
36200			0	1998	1993	(261.00)	0
36200			0	2001	1993	(304.00)	0
36200			0	2003	1993	(100.71)	0
36200			0	2006	1993	(2,079.32)	0
36200			0	2007	1993	(1,653.84)	0
36200			3	2008	1993	(1,277.31)	0
36200			0	2009	1993	(703.44)	0
36200			0	2010	1993	(489.20)	0
36200			8	2011	1993	1,690,676.18	0
36200			9	1994	1994	4,427,423.00	0
36200			3	1994	1994	346.00	0
36200			0	1994	1994	(50.00)	0
36200			0	1995	1994	(24,097.00)	0
36200			3	1996	1994	2,125,260.00	0
36200			0	1996	1994	(939.00)	0
36200			0	1997	1994	(1,784.00)	0
36200			0	1998	1994	(26,590.00)	0
36200			0	2006	1994	(558,635.67)	0
36200			0	2007	1994	(5,128.22)	0
36200			3	2008	1994	12,180.37	0
36200			0	2009	1994	(27,776.14)	0
36200			0	2010	1994	(18.82)	0
36200			0	2011	1994	(5,058.49)	0
36200			0	2011	1994	(10,241.45)	0
36200			8	2011	1994	5,904,890.58	0
36200			9	1995	1995	5,369,563.00	0
36200			3	1995	1995	(116.00)	0
36200			0	1995	1995	(4,007.00)	0
36200			3	1996	1995	(13,519.00)	0
36200			0	1996	1995	(29.00)	0
36200			0	1997	1995	(1,628.00)	0
36200			3	1998	1995	36,686.00	0
36200			0	1998	1995	(4,477.00)	0
36200			0	1999	1995	(83,140.00)	0
36200			0	2000	1995	(344.00)	0
36200			0	2001	1995	(11,124.00)	0
36200			0	2002	1995	(488,475.00)	0
36200			0	2006	1995	(14,199.94)	0
36200			0	2007	1995	(17,551.81)	0
36200			3	2008	1995	(521,073.21)	0
36200			0	2009	1995	(7,076.02)	0

Charnas

AccountNumber	GroupNumber	CompanyNumber	TransactionCode	TransactionYear	InstallationYear	Amount	AdjustedTY
36200			0	2009	1995	(64,097.45)	0
36200			0	2010	1995	(18,984.31)	0
36200			0	2010	1995	(25,901.51)	0
36200			0	2011	1995	(7,009.58)	0
36200			0	2011	1995	(69,137.42)	0
36200			3	2011	1995	(25,233.70)	0
36200			0	2011	1995	(3,586.21)	0
36200			8	2011	1995	4,025,538.84	0
36200			9	1996	1996	3,726,233.00	0
36200			3	1996	1996	(3,312,667.00)	0
36200			0	1997	1996	(7,222.00)	0
36200			3	1998	1996	(382,358.00)	0
36200			0	1998	1996	(22,780.00)	0
36200			0	1999	1996	(1,206.00)	0
36200			0	2006	1996	(9,024.22)	0
36200			0	2007	1996	(31,275.71)	0
36200			3	2008	1996	50,264.16	2006
36200			8	2011	1996	9,964.23	0
36200			9	1997	1997	5,905,297.00	0
36200			3	1998	1997	(67,793.00)	0
36200			0	1998	1997	(2,869.00)	0
36200			3	1999	1997	(1.00)	0
36200			0	1999	1997	(570.00)	0
36200			0	2000	1997	(100.00)	0
36200			0	2001	1997	(312.00)	0
36200			0	2003	1997	(541.35)	0
36200			0	2006	1997	(5,714.36)	0
36200			0	2007	1997	(16,791.64)	0
36200			3	2008	1997	29,255.77	0
36200			3	2009	1997	(15,729.66)	0
36200			0	2009	1997	(14,062.81)	0
36200			0	2010	1997	(679.45)	0
36200			0	2011	1997	(286.29)	0
36200			0	2011	1997	(66.97)	0
36200			8	2011	1997	5,809,035.24	0
36200			9	1998	1998	4,848,776.00	0
36200			0	1998	1998	(21,466.00)	0
36200			0	1999	1998	(45.00)	0
36200			0	2006	1998	(25,606.13)	0
36200			0	2007	1998	(17,292.01)	0
36200			3	2008	1998	72,688.93	0
36200			0	2010	1998	(1,839.43)	0
36200			0	2011	1998	(2,469.22)	0
36200			8	2011	1998	4,852,747.14	0
36200			9	1999	1999	2,664,115.00	0
36200			0	2007	1999	(64,241.99)	0
36200			3	2008	1999	8,120.47	0
36200			0	2009	1999	(16,281.40)	0
36200			0	2010	1999	(162,169.05)	0
36200			0	2011	1999	(774.46)	0
36200			8	2011	1999	2,428,768.57	0
36200			9	2000	2000	1,340,983.00	0
36200			0	2001	2000	(2,127.00)	0
36200			0	2001	2000	(975.00)	0
36200			0	2001	2000	(1,602.00)	0
36200			0	2007	2000	(4,655.32)	0
36200			3	2008	2000	(100,125.10)	0
36200			3	2009	2000	6,481.86	0
36200			3	2010	2000	(225.80)	0
36200			0	2011	2000	(2,565.11)	0

Charnas

AccountNumber	GroupNumber	CompanyNumber	TransactionCode	TransactionYear	InstallationYear	Amount	AdjustedTY
36200			3	2011	2000	(14,600.85)	0
36200			8	2011	2000	1,220,588.68	0
36200			9	2001	2001	6,980,173.00	0
36200			0	2006	2001	(1.00)	0
36200			0	2007	2001	(4,207.46)	0
36200			3	2008	2001	858.03	0
36200			3	2009	2001	(190,198.80)	0
36200			0	2009	2001	(190,750.71)	0
36200			0	2010	2001	(19,529.79)	0
36200			0	2011	2001	(3,974.29)	0
36200			8	2011	2001	6,572,368.98	0
36200			9	2002	2002	4,031,374.00	0
36200			0	2006	2002	(9,671.69)	0
36200			0	2007	2002	(19,319.00)	0
36200			3	2008	2002	529,516.65	0
36200			3	2009	2002	(72,579.87)	0
36200			0	2009	2002	(48,895.58)	0
36200			0	2010	2002	(5,495.35)	0
36200			0	2011	2002	(979.73)	0
36200			8	2011	2002	4,403,949.43	0
36200			9	2003	2003	4,490,968.66	0
36200			3	2003	2003	9,969.10	0
36200			0	2007	2003	(2,333.22)	0
36200			3	2008	2003	(4,902.63)	0
36200			3	2009	2003	10,716.97	0
36200			0	2010	2003	(5,848.81)	0
36200			0	2011	2003	(192.04)	0
36200			8	2011	2003	4,498,378.03	0
36200			9	2004	2004	772,044.49	0
36200			0	2006	2004	(6,859.11)	0
36200			0	2007	2004	(2,171.04)	0
36200			3	2008	2004	(58,939.67)	0
36200			3	2009	2004	190,520.20	0
36200			8	2011	2004	894,594.87	0
36200			9	2005	2005	3,469,568.05	0
36200			0	2007	2005	(8,825.07)	0
36200			3	2008	2005	10,597.90	0
36200			0	2009	2005	(72,001.35)	0
36200			3	2010	2005	(26,524.51)	0
36200			0	2010	2005	(6.46)	0
36200			0	2011	2005	(29.58)	0
36200			3	2011	2005	(39,497.42)	0
36200			8	2011	2005	3,333,281.56	0
36200			9	2006	2006	2,216,263.97	0
36200			3	2008	2006	(27,014.58)	0
36200			3	2009	2006	131,203.82	0
36200			8	2011	2006	2,320,453.21	0
36200			9	2007	2007	2,955,975.06	0
36200			3	2007	2007	289,751.00	0
36200			3	2009	2007	(851,079.42)	0
36200			3	2009	2007	133,587.29	0
36200			0	2010	2007	(24,325.24)	0
36200			0	2011	2007	(783.17)	0
36200			8	2011	2007	2,503,125.52	0
36200			9	2008	2008	214,091.04	0
36200			9	2008	2008	7,405,970.06	0
36200			3	2009	2008	(3,983.09)	0
36200			9	2010	2008	(7,015,350.88)	0
36200			0	2010	2008	(388.78)	0
36200			8	2011	2008	600,338.35	0

AccountNumber	GroupNumber	CompanyNumber	TransactionCode	TransactionYear	InstallationYear	Amount	AdjustedTY
36200			9	2009	2009	13,493,180.13	0
36200			9	2009	2009	877,146.63	0
36200			0	2010	2009	(21,997.69)	0
36200			3	2011	2009	(19,512.20)	0
36200			0	2011	2009	(14,356.02)	0
36200			8	2011	2009	14,314,460.85	0
36200			9	2010	2010	17,813,272.75	0
36200			3	2010	2010	225.80	0
36200			0	2010	2010	(8,202.97)	0
36200			3	2011	2010	19,512.20	0
36200			0	2011	2010	(140,000.00)	0
36200			9	2011	2010	(763,437.41)	0
36200			0	2011	2010	140,000.00	0
36200			8	2011	2010	17,061,370.37	0
36200			9	2011	2011	4,694,817.69	0
36200			9	2011	2011	2,365,084.51	0
36200			0	2011	2011	(546.25)	0
36200			9	2011	2011	3,625,335.95	0
36200			9	2011	2011	(1,937,872.07)	0
36200			8	2011	2011	8,746,819.83	0
36400			9	1905	1905	140,461.00	0
36400			0	1963	1905	(140,461.00)	0
36400			9	1932	1932	8,966.53	0
36400			0	1989	1932	(214.00)	0
36400			0	1990	1932	(34.00)	0
36400			0	1992	1932	(15.00)	0
36400			0	1995	1932	(42.00)	0
36400			0	1996	1932	(60.00)	0
36400			0	2009	1932	(47.70)	0
36400			0	2010	1932	(3,044.97)	0
36400			8	2011	1932	5,508.86	0
36400			9	1935	1935	86.00	0
36400			0	1988	1935	(86.00)	0
36400			9	1936	1936	21,084.00	0
36400			0	1962	1936	(809.00)	0
36400			0	1965	1936	(2,303.00)	0
36400			0	1967	1936	(4,002.00)	0
36400			0	1987	1936	(6,199.00)	0
36400			0	1989	1936	(102.00)	0
36400			0	1994	1936	(3,322.00)	0
36400			0	1995	1936	(903.00)	0
36400			0	1996	1936	(3,444.00)	0
36400			9	1937	1937	96,803.00	0
36400			0	1962	1937	(96,669.00)	0
36400			0	1988	1937	(134.00)	0
36400			9	1938	1938	257,250.00	0
36400			0	1962	1938	(5,603.00)	0
36400			0	1963	1938	(1,070.00)	0
36400			0	1964	1938	(143,904.00)	0
36400			0	1965	1938	(105,864.00)	0
36400			0	1994	1938	(93.00)	0
36400			0	1996	1938	(716.00)	0
36400			9	1939	1939	228,061.00	0
36400			0	1965	1939	(24,196.00)	0
36400			0	1966	1939	(164,600.00)	0
36400			0	1967	1939	(36,962.00)	0
36400			0	1994	1939	(278.00)	0
36400			0	1996	1939	(2,025.00)	0
36400			9	1940	1940	202,308.00	0
36400			0	1967	1940	(108,016.00)	0

Charnas

AccountNumber	GroupNumber	CompanyNumber	TransactionCode	TransactionYear	InstallationYear	Amount	AdjustedTY
36400			0	1968	1940	(89,975.00)	0
36400			0	1988	1940	(315.00)	0
36400			0	1994	1940	(586.00)	0
36400			0	1995	1940	(395.00)	0
36400			0	1996	1940	(3,021.00)	0
36400			9	1941	1941	476,331.66	0
36400			0	1968	1941	(96,018.00)	0
36400			0	1969	1941	(147,359.00)	0
36400			0	1972	1941	(21,965.00)	0
36400			0	1973	1941	(13,343.00)	0
36400			0	1974	1941	(57,699.00)	0
36400			0	1975	1941	(1,865.00)	0
36400			0	1976	1941	(38,565.00)	0
36400			0	1977	1941	(1,565.00)	0
36400			0	1990	1941	(30.00)	0
36400			0	1991	1941	(480.00)	0
36400			0	1992	1941	(323.00)	0
36400			3	1993	1941	430.00	0
36400			0	1993	1941	(789.00)	0
36400			0	1994	1941	(948.00)	0
36400			0	1995	1941	(360.00)	0
36400			3	1996	1941	246.00	0
36400			0	1996	1941	(3,394.00)	0
36400			0	1997	1941	237.00	1996
36400			3	1998	1941	297.00	0
36400			0	1998	1941	(174.00)	0
36400			3	1999	1941	21,278.00	0
36400			0	1999	1941	(24.00)	0
36400			0	2000	1941	(26.00)	0
36400			0	2001	1941	(162.00)	0
36400			0	2003	1941	(2,263.67)	0
36400			0	2004	1941	(1,645.59)	0
36400			0	2006	1941	(2,024.54)	0
36400			0	2007	1941	(2,366.26)	0
36400			3	2008	1941	39,449.83	0
36400			0	2008	1941	(258.08)	0
36400			0	2009	1941	(10,183.11)	0
36400			0	2010	1941	(21,324.37)	0
36400			0	2011	1941	(17,859.31)	0
36400			0	2011	1941	(472.56)	0
36400			8	2011	1941	94,783.00	0
36400			9	1942	1942	194,680.00	0
36400			0	1969	1942	(38,077.00)	0
36400			0	1970	1942	(112,980.00)	0
36400			0	1973	1942	(5,261.00)	0
36400			0	1974	1942	(7,947.00)	0
36400			0	1975	1942	(25,558.00)	0
36400			0	1977	1942	(743.00)	0
36400			0	1992	1942	(82.00)	0
36400			0	1994	1942	(67.00)	0
36400			0	1995	1942	(800.00)	0
36400			0	1996	1942	(1,894.00)	0
36400			3	1998	1942	39.00	0
36400			0	1998	1942	(20.00)	0
36400			3	1999	1942	11,019.00	0
36400			0	2001	1942	(10.00)	0
36400			0	2006	1942	(1,253.98)	0
36400			0	2007	1942	(282.23)	0
36400			3	2008	1942	1,170.64	0
36400			0	2008	1942	(304.70)	0

Charnas

AccountNumber	GroupNumber	CompanyNumber	TransactionCode	TransactionYear	InstallationYear	Amount	AdjustedTY
36400			0	2009	1942	(5,110.58)	0
36400			0	2010	1942	(356.92)	0
36400			0	2011	1942	(288.90)	0
36400			8	2011	1942	5,872.33	0
36400			9	1943	1943	154,820.00	0
36400			0	1970	1943	(121,019.00)	0
36400			0	1972	1943	(12,125.00)	0
36400			0	1973	1943	(3,798.00)	0
36400			0	1976	1943	(7,398.00)	0
36400			0	1988	1943	(1,487.00)	0
36400			3	1993	1943	43.00	0
36400			0	1993	1943	(43.00)	0
36400			0	1994	1943	(195.00)	0
36400			0	1995	1943	(33.00)	0
36400			0	1996	1943	(1,294.00)	0
36400			3	1999	1943	1,037.00	0
36400			0	2000	1943	(38.00)	0
36400			0	2006	1943	(2,826.35)	0
36400			0	2007	1943	(958.49)	0
36400			3	2008	1943	5,023.23	0
36400			0	2009	1943	(2,148.63)	0
36400			0	2010	1943	(286.49)	0
36400			0	2011	1943	(164.88)	0
36400			8	2011	1943	7,108.39	0
36400			9	1944	1944	185,524.00	0
36400			0	1970	1944	(13,745.00)	0
36400			0	1971	1944	(153,896.00)	0
36400			0	1987	1944	(419.00)	0
36400			0	1988	1944	(1,408.00)	0
36400			0	1989	1944	(7,148.00)	0
36400			0	1991	1944	(20.00)	0
36400			3	1993	1944	10.00	0
36400			0	1993	1944	(10.00)	0
36400			0	1994	1944	(304.00)	0
36400			0	1995	1944	(188.00)	0
36400			0	1996	1944	(737.00)	0
36400			0	1997	1944	(52.00)	0
36400			3	1999	1944	4,190.00	0
36400			0	2007	1944	(1,690.01)	0
36400			3	2008	1944	8,011.06	0
36400			0	2008	1944	(51.86)	0
36400			0	2009	1944	(2,517.94)	0
36400			0	2010	1944	(481.67)	0
36400			0	2011	1944	(261.31)	0
36400			8	2011	1944	14,805.27	0
36400			9	1945	1945	353,617.00	0
36400			0	1972	1945	(118,676.00)	0
36400			0	1973	1945	(164,887.00)	0
36400			0	1977	1945	(861.00)	0
36400			0	1988	1945	(110.00)	0
36400			0	1989	1945	(16,441.00)	0
36400			0	1990	1945	(4,123.00)	0
36400			0	1991	1945	(25,833.00)	0
36400			0	1992	1945	(4,698.00)	0
36400			3	1993	1945	235.00	0
36400			0	1993	1945	8,617.00	1989
36400			0	1994	1945	(7,885.00)	0
36400			0	1995	1945	(1,654.00)	0
36400			0	1996	1945	(2,965.00)	0
36400			0	1997	1945	20,433.00	1991

Charnas

AccountNumber	GroupNumber	CompanyNumber	TransactionCode	TransactionYear	InstallationYear	Amount	AdjustedTY
36400			0	1998	1945	(67.00)	0
36400			3	1999	1945	2,767.00	0
36400			0	1999	1945	(165.00)	0
36400			0	2001	1945	(494.00)	0
36400			0	2006	1945	(211.41)	0
36400			0	2007	1945	(129.25)	0
36400			3	2008	1945	5,461.12	0
36400			0	2008	1945	(1,034.02)	0
36400			0	2009	1945	(1,730.75)	0
36400			0	2010	1945	(1,127.12)	0
36400			0	2011	1945	(1,860.61)	0
36400			8	2011	1945	36,177.96	0
36400			9	1946	1946	561,487.00	0
36400			0	1973	1946	(64.00)	0
36400			0	1974	1946	(73,189.00)	0
36400			0	1975	1946	(100,659.00)	0
36400			0	1976	1946	(29,412.00)	0
36400			0	1977	1946	(90,513.00)	0
36400			0	1978	1946	(83,914.00)	0
36400			0	1988	1946	(8,900.00)	0
36400			0	1989	1946	(2,799.00)	0
36400			0	1990	1946	(3,528.00)	0
36400			0	1991	1946	(10,017.00)	0
36400			0	1992	1946	(3,644.00)	0
36400			3	1993	1946	318.00	0
36400			0	1993	1946	(8,573.00)	0
36400			0	1994	1946	(10,722.00)	0
36400			0	1995	1946	(8,218.00)	0
36400			0	1996	1946	(9,879.00)	0
36400			0	1997	1946	(4,702.00)	0
36400			0	1998	1946	(551.00)	0
36400			3	1999	1946	2,187.00	0
36400			0	1999	1946	(930.00)	0
36400			0	2000	1946	(616.00)	0
36400			0	2001	1946	(566.00)	0
36400			0	2002	1946	(5.00)	0
36400			0	2003	1946	(1,309.69)	0
36400			0	2004	1946	(187.22)	0
36400			0	2006	1946	(2,338.24)	0
36400			0	2007	1946	(6,286.78)	0
36400			3	2008	1946	11,103.86	0
36400			0	2008	1946	(736.33)	0
36400			0	2009	1946	(10,541.90)	0
36400			0	2010	1946	(1,770.35)	0
36400			0	2011	1946	(1,793.29)	0
36400			8	2011	1946	98,731.06	0
36400			9	1947	1947	866,671.00	0
36400			0	1976	1947	(27.00)	0
36400			0	1979	1947	(119,252.00)	0
36400			0	1980	1947	(124,047.00)	0
36400			0	1981	1947	(107,114.00)	0
36400			0	1982	1947	(145,490.00)	0
36400			0	1983	1947	(94,121.00)	0
36400			0	1988	1947	(31,357.00)	0
36400			0	1989	1947	(1,699.00)	0
36400			0	1990	1947	(23,352.00)	0
36400			0	1991	1947	(35,393.00)	0
36400			0	1992	1947	(9,512.00)	0
36400			3	1993	1947	99.00	0
36400			0	1993	1947	(77.00)	0

AccountNumber	GroupNumber	CompanyNumber	TransactionCode	TransactionYear	InstallationYear	Amount	AdjustedTY
36400			0	1994	1947	(5,684.00)	0
36400			0	1995	1947	(1,485.00)	0
36400			3	1996	1947	136.00	0
36400			0	1996	1947	(3,848.00)	0
36400			0	1997	1947	603.00	1995
36400			0	1997	1947	1,200.00	1996
36400			0	1997	1947	4,000.00	1994
36400			3	1998	1947	66.00	0
36400			0	1998	1947	(260.00)	0
36400			3	1999	1947	5,953.00	0
36400			0	1999	1947	(237.00)	0
36400			0	2000	1947	(36.00)	0
36400			0	2001	1947	(332.00)	0
36400			0	2004	1947	(36.40)	0
36400			0	2006	1947	(174.15)	0
36400			0	2007	1947	(215.90)	0
36400			3	2008	1947	15,517.00	0
36400			0	2009	1947	(27,447.15)	0
36400			0	2010	1947	(3,519.61)	0
36400			0	2011	1947	(2,683.09)	0
36400			0	2011	1947	(136.69)	0
36400			8	2011	1947	156,709.01	0
36400			9	1948	1948	924,437.06	0
36400			0	1983	1948	(44,670.00)	0
36400			0	1984	1948	(95,320.00)	0
36400			0	1985	1948	(128,399.00)	0
36400			0	1986	1948	(236,228.00)	0
36400			0	1988	1948	(13,682.00)	0
36400			0	1989	1948	(24,958.00)	0
36400			0	1990	1948	(1,116.00)	0
36400			0	1991	1948	(3,688.00)	0
36400			0	1992	1948	(34,045.00)	0
36400			3	1993	1948	824.00	0
36400			0	1993	1948	(29,382.00)	0
36400			0	1994	1948	(16,941.00)	0
36400			0	1995	1948	(14,466.00)	0
36400			3	1996	1948	176.00	0
36400			0	1996	1948	(9,800.00)	0
36400			0	1997	1948	(29,791.00)	0
36400			0	1998	1948	(2,654.00)	0
36400			3	1999	1948	141.00	0
36400			0	1999	1948	(2,448.00)	0
36400			0	2000	1948	(804.00)	0
36400			0	2001	1948	(989.00)	0
36400			0	2002	1948	(34.00)	0
36400			0	2003	1948	(6,249.91)	0
36400			0	2004	1948	(1,104.35)	0
36400			0	2006	1948	(4,862.69)	0
36400			0	2007	1948	(14,076.06)	0
36400			3	2008	1948	20,666.77	0
36400			0	2008	1948	(2,791.33)	0
36400			0	2009	1948	(34,033.93)	0
36400			0	2010	1948	(4,623.90)	0
36400			0	2011	1948	(6,013.28)	0
36400			0	2011	1948	(427.49)	0
36400			8	2011	1948	182,646.89	0
36400			9	1949	1949	485,154.93	0
36400			0	1988	1949	(2,580.00)	0
36400			0	1989	1949	(4,853.00)	0
36400			0	1990	1949	(87.00)	0

AccountNumber	GroupNumber	CompanyNumber	TransactionCode	TransactionYear	InstallationYear	Amount	AdjustedTY
36400			0	1991	1949	(25,727.00)	0
36400			0	1992	1949	(22,213.00)	0
36400			0	1993	1949	(10,799.00)	0
36400			0	1994	1949	(14,038.00)	0
36400			0	1995	1949	(4,946.00)	0
36400			3	1996	1949	20.00	0
36400			0	1996	1949	(10,210.00)	0
36400			0	1997	1949	8,533.00	1996
36400			0	1998	1949	(840.00)	0
36400			3	1999	1949	94.00	0
36400			0	1999	1949	(736.00)	0
36400			0	2000	1949	(100.00)	0
36400			0	2001	1949	(96.00)	0
36400			0	2003	1949	(778.21)	0
36400			0	2006	1949	(22,495.42)	0
36400			0	2007	1949	(233.89)	0
36400			3	2008	1949	9,652.36	0
36400			0	2009	1949	(48,428.68)	0
36400			0	2010	1949	(4,256.30)	0
36400			0	2011	1949	(4,537.21)	0
36400			0	2011	1949	(163.63)	0
36400			8	2011	1949	325,335.95	0
36400			9	1950	1950	770,537.00	0
36400			0	1974	1950	(1,350.00)	0
36400			0	1980	1950	(9.00)	0
36400			0	1987	1950	(504.00)	0
36400			0	1988	1950	(784.00)	0
36400			0	1989	1950	(12,351.00)	0
36400			0	1990	1950	(2,138.00)	0
36400			0	1991	1950	(8,350.00)	0
36400			0	1992	1950	(13,352.00)	0
36400			0	1993	1950	(7,513.00)	0
36400			0	1994	1950	(13,282.00)	0
36400			0	1995	1950	(12,210.00)	0
36400			3	1996	1950	108.00	0
36400			0	1996	1950	(23,001.00)	0
36400			0	1997	1950	(19,716.00)	0
36400			0	1998	1950	(3,716.00)	0
36400			3	1999	1950	26.00	0
36400			0	1999	1950	(3,426.00)	0
36400			0	2000	1950	(2,480.00)	0
36400			0	2001	1950	(2,310.00)	0
36400			0	2002	1950	(130.00)	0
36400			0	2003	1950	(967.15)	0
36400			0	2004	1950	(56.15)	0
36400			0	2006	1950	(7,206.90)	0
36400			0	2007	1950	(37,281.30)	0
36400			3	2008	1950	26,335.16	0
36400			0	2008	1950	(3,320.47)	0
36400			0	2009	1950	(70,724.71)	0
36400			0	2010	1950	(11,152.59)	0
36400			0	2011	1950	(11,789.10)	0
36400			0	2011	1950	(457.03)	0
36400			8	2011	1950	527,428.76	0
36400			9	1951	1951	638,586.00	0
36400			0	1973	1951	(62.00)	0
36400			0	1979	1951	(8.00)	0
36400			0	1980	1951	(3,839.00)	0
36400			0	1987	1951	(99.00)	0
36400			0	1988	1951	(1,941.00)	0

AccountNumber	GroupNumber	CompanyNumber	TransactionCode	TransactionYear	InstallationYear	Amount	AdjustedTY
36400			0	1989	1951	(3,898.00)	0
36400			0	1990	1951	(411.00)	0
36400			0	1991	1951	(8,782.00)	0
36400			0	1992	1951	(5,894.00)	0
36400			0	1993	1951	(1,824.00)	0
36400			0	1994	1951	(6,782.00)	0
36400			0	1995	1951	(3,035.00)	0
36400			3	1996	1951	2.00	0
36400			0	1996	1951	(4,097.00)	0
36400			3	1997	1951	3,005.00	0
36400			0	1997	1951	(983.00)	0
36400			0	1998	1951	(1,486.00)	0
36400			3	1999	1951	56.00	0
36400			0	1999	1951	(775.00)	0
36400			0	2000	1951	(629.00)	0
36400			0	2001	1951	(1,172.00)	0
36400			0	2003	1951	(5,842.41)	0
36400			0	2004	1951	(930.74)	0
36400			0	2006	1951	(932.17)	0
36400			0	2007	1951	(536.63)	0
36400			3	2008	1951	19,448.68	0
36400			0	2009	1951	(62,558.88)	0
36400			0	2010	1951	(10,191.11)	0
36400			0	2011	1951	(16,210.08)	0
36400			0	2011	1951	(699.33)	0
36400			8	2011	1951	517,479.33	0
36400			9	1952	1952	716,317.00	0
36400			0	1979	1952	(36.00)	0
36400			0	1980	1952	(690.00)	0
36400			0	1987	1952	(32.00)	0
36400			0	1988	1952	(22,979.00)	0
36400			0	1989	1952	(1,736.00)	0
36400			0	1990	1952	(99.00)	0
36400			0	1991	1952	(7,059.00)	0
36400			0	1992	1952	(5,328.00)	0
36400			0	1993	1952	(3,012.00)	0
36400			0	1994	1952	(4,268.00)	0
36400			0	1995	1952	(1,964.00)	0
36400			0	1996	1952	(4,925.00)	0
36400			0	1997	1952	(1,886.00)	0
36400			0	1998	1952	(1,634.00)	0
36400			3	1999	1952	29.00	0
36400			0	1999	1952	(1,277.00)	0
36400			0	2000	1952	(737.00)	0
36400			0	2001	1952	(568.00)	0
36400			0	2002	1952	(21.00)	0
36400			0	2003	1952	(996.68)	0
36400			0	2004	1952	(63.18)	0
36400			0	2006	1952	(2,293.93)	0
36400			0	2007	1952	(625.96)	0
36400			3	2008	1952	14,493.58	0
36400			0	2009	1952	(58,484.87)	0
36400			0	2010	1952	(8,911.27)	0
36400			0	2011	1952	(13,208.38)	0
36400			0	2011	1952	(982.27)	0
36400			8	2011	1952	587,022.04	0
36400			9	1953	1953	635,951.00	0
36400			0	1987	1953	(88,535.00)	0
36400			0	1988	1953	(43,281.00)	0
36400			0	1989	1953	(19,031.00)	0

Charnas

AccountNumber	GroupNumber	CompanyNumber	TransactionCode	TransactionYear	InstallationYear	Amount	AdjustedTY
36400			0	1990	1953	(31,277.00)	0
36400			0	1991	1953	(30,189.00)	0
36400			0	1992	1953	(34,470.00)	0
36400			0	1993	1953	(8,815.00)	0
36400			0	1994	1953	(21,005.00)	0
36400			0	1995	1953	(22,395.00)	0
36400			0	1996	1953	(15,216.00)	0
36400			3	1997	1953	222.00	0
36400			0	1997	1953	(21,277.00)	0
36400			3	1998	1953	17.00	0
36400			0	1998	1953	(23,474.00)	0
36400			3	1999	1953	17.00	0
36400			0	1999	1953	(21,908.00)	0
36400			0	2000	1953	(6,328.00)	0
36400			0	2001	1953	(7,016.00)	0
36400			0	2002	1953	(70.00)	0
36400			0	2003	1953	(5,255.11)	0
36400			0	2004	1953	(155.27)	0
36400			0	2006	1953	(451.28)	0
36400			0	2007	1953	(1,573.98)	0
36400			3	2008	1953	15,909.99	0
36400			0	2009	1953	(27,402.84)	0
36400			0	2010	1953	(4,098.42)	0
36400			0	2011	1953	(6,169.91)	0
36400			0	2011	1953	(41.87)	0
36400			8	2011	1953	212,681.31	0
36400			9	1954	1954	845,143.00	0
36400			0	1962	1954	(14,999.00)	0
36400			0	1963	1954	(18,547.00)	0
36400			0	1964	1954	(27,180.00)	0
36400			0	1965	1954	(12,937.00)	0
36400			0	1966	1954	(9,574.00)	0
36400			0	1967	1954	(10,967.00)	0
36400			0	1968	1954	(16,383.00)	0
36400			0	1969	1954	(20,232.00)	0
36400			0	1970	1954	(25,836.00)	0
36400			0	1971	1954	(39,697.00)	0
36400			0	1972	1954	(17,982.00)	0
36400			0	1973	1954	(40,121.00)	0
36400			0	1974	1954	(42,595.00)	0
36400			0	1975	1954	(42,360.00)	0
36400			0	1976	1954	(11,956.00)	0
36400			0	1977	1954	(9,508.00)	0
36400			0	1978	1954	(14,042.00)	0
36400			0	1979	1954	(36,531.00)	0
36400			0	1980	1954	(33,045.00)	0
36400			0	1981	1954	(26,800.00)	0
36400			0	1982	1954	(35,219.00)	0
36400			0	1983	1954	(26,552.00)	0
36400			0	1984	1954	(24,730.00)	0
36400			0	1985	1954	(21,885.00)	0
36400			0	1986	1954	(18,406.00)	0
36400			0	1987	1954	(17,206.00)	0
36400			0	1988	1954	(12,837.00)	0
36400			0	1989	1954	(15,381.00)	0
36400			0	1990	1954	(15,813.00)	0
36400			0	1991	1954	(15,424.00)	0
36400			0	1992	1954	(19,012.00)	0
36400			0	1993	1954	(3,516.00)	0
36400			0	1994	1954	(8,312.00)	0

Charnas

AccountNumber	GroupNumber	CompanyNumber	TransactionCode	TransactionYear	InstallationYear	Amount	AdjustedTY
36400			0	1995	1954	(5,583.00)	0
36400			0	1996	1954	(8,136.00)	0
36400			0	1997	1954	(1,954.00)	0
36400			0	1998	1954	(1,459.00)	0
36400			3	1999	1954	350.00	0
36400			0	1999	1954	(1,037.00)	0
36400			0	2000	1954	(265.00)	0
36400			0	2001	1954	(1,465.00)	0
36400			0	2002	1954	(311.00)	0
36400			0	2003	1954	(226.28)	0
36400			0	2007	1954	(717.90)	0
36400			3	2008	1954	27,773.85	0
36400			0	2009	1954	(8,489.80)	0
36400			0	2010	1954	(3,230.27)	0
36400			0	2011	1954	(7,464.77)	0
36400			0	2011	1954	(745.94)	0
36400			8	2011	1954	126,596.89	0
36400			9	1955	1955	882,374.00	0
36400			0	1962	1955	(5,961.00)	0
36400			0	1963	1955	(8,059.00)	0
36400			0	1964	1955	(5,848.00)	0
36400			0	1965	1955	(14,416.00)	0
36400			0	1966	1955	(11,979.00)	0
36400			0	1967	1955	(9,013.00)	0
36400			0	1968	1955	(5,604.00)	0
36400			0	1969	1955	(7,340.00)	0
36400			0	1970	1955	(8,906.00)	0
36400			0	1971	1955	(9,980.00)	0
36400			0	1972	1955	(7,376.00)	0
36400			0	1973	1955	(7,756.00)	0
36400			0	1974	1955	(7,875.00)	0
36400			0	1975	1955	(18,354.00)	0
36400			0	1976	1955	(12,300.00)	0
36400			0	1977	1955	(5,598.00)	0
36400			0	1978	1955	(12,499.00)	0
36400			0	1979	1955	(9,855.00)	0
36400			0	1980	1955	(43,357.00)	0
36400			0	1981	1955	(41,085.00)	0
36400			0	1982	1955	(25,393.00)	0
36400			0	1983	1955	(21,214.00)	0
36400			0	1984	1955	(6,598.00)	0
36400			0	1985	1955	(15,968.00)	0
36400			0	1986	1955	(6,397.00)	0
36400			0	1987	1955	(17,128.00)	0
36400			0	1988	1955	(10,700.00)	0
36400			0	1989	1955	(13,235.00)	0
36400			0	1990	1955	(13,808.00)	0
36400			0	1991	1955	(22,132.00)	0
36400			0	1992	1955	(19,210.00)	0
36400			0	1993	1955	(17,431.00)	0
36400			0	1994	1955	(23,124.00)	0
36400			0	1995	1955	(18,897.00)	0
36400			3	1996	1955	379.00	0
36400			0	1996	1955	(14,974.00)	0
36400			0	1997	1955	(6,902.00)	0
36400			3	1998	1955	12.00	0
36400			0	1998	1955	(6,927.00)	0
36400			3	1999	1955	552.00	0
36400			0	1999	1955	(10,604.00)	0
36400			0	2000	1955	(2,564.00)	0

Charnas

AccountNumber	GroupNumber	CompanyNumber	TransactionCode	TransactionYear	InstallationYear	Amount	AdjustedTY
36400			0	2001	1955	(2,885.00)	0
36400			0	2002	1955	(343.00)	0
36400			0	2003	1955	(2,153.59)	0
36400			0	2004	1955	(182.63)	0
36400			0	2006	1955	(10,964.61)	0
36400			0	2007	1955	(8,452.09)	0
36400			3	2008	1955	23,636.76	0
36400			0	2009	1955	(37,862.64)	0
36400			0	2010	1955	(12,367.47)	0
36400			0	2011	1955	(18,436.58)	0
36400			0	2011	1955	(962.67)	0
36400			8	2011	1955	285,976.48	0
36400			9	1956	1956	920,028.00	0
36400			0	1962	1956	(5,144.00)	0
36400			0	1963	1956	(4,744.00)	0
36400			0	1964	1956	(3,922.00)	0
36400			0	1965	1956	(9,304.00)	0
36400			0	1966	1956	(5,243.00)	0
36400			0	1967	1956	(5,925.00)	0
36400			0	1968	1956	(2,731.00)	0
36400			0	1969	1956	(3,133.00)	0
36400			0	1970	1956	(3,053.00)	0
36400			0	1971	1956	(5,546.00)	0
36400			0	1972	1956	(5,890.00)	0
36400			0	1973	1956	(8,736.00)	0
36400			0	1974	1956	(7,419.00)	0
36400			0	1975	1956	(10,845.00)	0
36400			0	1976	1956	(22,477.00)	0
36400			0	1977	1956	(6,286.00)	0
36400			0	1978	1956	(7,184.00)	0
36400			0	1979	1956	(17,870.00)	0
36400			0	1980	1956	(14,117.00)	0
36400			0	1981	1956	(10,706.00)	0
36400			0	1982	1956	(20,496.00)	0
36400			0	1983	1956	(41,377.00)	0
36400			0	1984	1956	(28,049.00)	0
36400			0	1985	1956	(28,167.00)	0
36400			0	1986	1956	(20,414.00)	0
36400			0	1987	1956	(19,486.00)	0
36400			0	1988	1956	(5,931.00)	0
36400			0	1989	1956	(17,299.00)	0
36400			0	1990	1956	(12,508.00)	0
36400			0	1991	1956	(18,679.00)	0
36400			0	1992	1956	(20,507.00)	0
36400			0	1993	1956	(9,709.00)	0
36400			0	1994	1956	(14,259.00)	0
36400			0	1995	1956	(13,247.00)	0
36400			0	1996	1956	(8,809.00)	0
36400			0	1997	1956	(2,939.00)	0
36400			0	1998	1956	(2,608.00)	0
36400			3	1999	1956	262.00	0
36400			0	1999	1956	(5,051.00)	0
36400			0	2000	1956	(1,888.00)	0
36400			0	2001	1956	(964.00)	0
36400			0	2002	1956	(277.00)	0
36400			0	2003	1956	(406.04)	0
36400			0	2004	1956	(39.30)	0
36400			0	2006	1956	(414.54)	0
36400			0	2007	1956	(5,032.66)	0
36400			3	2008	1956	36,115.30	0

Charnas

AccountNumber	GroupNumber	CompanyNumber	TransactionCode	TransactionYear	InstallationYear	Amount	AdjustedTY
36400			0	2008	1956	(1,668.94)	0
36400			0	2009	1956	(22,276.60)	0
36400			0	2010	1956	(6,910.49)	0
36400			0	2011	1956	(12,371.12)	0
36400			0	2011	1956	(1,155.03)	0
36400			8	2011	1956	453,191.58	0
36400			9	1957	1957	952,015.00	0
36400			0	1962	1957	(4,065.00)	0
36400			0	1963	1957	(10,481.00)	0
36400			0	1964	1957	(5,771.00)	0
36400			0	1965	1957	(4,943.00)	0
36400			0	1966	1957	(6,884.00)	0
36400			0	1967	1957	(3,782.00)	0
36400			0	1968	1957	(3,329.00)	0
36400			0	1969	1957	(2,832.00)	0
36400			0	1970	1957	(4,033.00)	0
36400			0	1971	1957	(3,168.00)	0
36400			0	1972	1957	(3,584.00)	0
36400			0	1973	1957	(6,873.00)	0
36400			0	1974	1957	(7,523.00)	0
36400			0	1975	1957	(4,810.00)	0
36400			0	1976	1957	(4,416.00)	0
36400			0	1977	1957	(24,903.00)	0
36400			0	1978	1957	(7,255.00)	0
36400			0	1979	1957	(6,093.00)	0
36400			0	1980	1957	(5,686.00)	0
36400			0	1981	1957	(6,020.00)	0
36400			0	1982	1957	(17,025.00)	0
36400			0	1983	1957	(10,343.00)	0
36400			0	1984	1957	(9,316.00)	0
36400			0	1985	1957	(20,609.00)	0
36400			0	1986	1957	(20,834.00)	0
36400			0	1987	1957	(52,409.00)	0
36400			0	1988	1957	(5,519.00)	0
36400			0	1989	1957	(12,043.00)	0
36400			0	1990	1957	(6,143.00)	0
36400			0	1991	1957	(15,612.00)	0
36400			0	1992	1957	(15,124.00)	0
36400			0	1993	1957	(9,538.00)	0
36400			0	1994	1957	(13,717.00)	0
36400			0	1995	1957	(11,310.00)	0
36400			0	1996	1957	(8,385.00)	0
36400			0	1997	1957	(4,328.00)	0
36400			0	1998	1957	(4,364.00)	0
36400			0	1999	1957	(2,467.00)	0
36400			0	2000	1957	(1,483.00)	0
36400			0	2001	1957	(1,413.00)	0
36400			0	2002	1957	(18.00)	0
36400			0	2003	1957	(67.97)	0
36400			0	2004	1957	(1,356.04)	0
36400			0	2007	1957	(2,965.20)	0
36400			3	2008	1957	50,305.53	0
36400			0	2008	1957	(47.69)	0
36400			0	2009	1957	(44,225.14)	0
36400			0	2010	1957	(7,241.56)	0
36400			0	2011	1957	(11,359.75)	0
36400			0	2011	1957	(451.62)	0
36400			8	2011	1957	566,154.56	0
36400			9	1958	1958	1,115,062.00	0
36400			0	1962	1958	(7,851.00)	0

Charnas

AccountNumber	GroupNumber	CompanyNumber	TransactionCode	TransactionYear	InstallationYear	Amount	AdjustedTY
36400			0	1963	1958	(7,383.00)	0
36400			0	1964	1958	(4,657.00)	0
36400			0	1965	1958	(10,746.00)	0
36400			0	1966	1958	(8,881.00)	0
36400			0	1967	1958	(11,943.00)	0
36400			0	1968	1958	(18,109.00)	0
36400			0	1969	1958	(12,432.00)	0
36400			0	1970	1958	(14,368.00)	0
36400			0	1971	1958	(14,630.00)	0
36400			0	1972	1958	(9,794.00)	0
36400			0	1973	1958	(15,037.00)	0
36400			0	1974	1958	(32,688.00)	0
36400			0	1975	1958	(21,462.00)	0
36400			0	1976	1958	(22,318.00)	0
36400			0	1977	1958	(15,748.00)	0
36400			0	1978	1958	(12,925.00)	0
36400			0	1979	1958	(13,141.00)	0
36400			0	1980	1958	(27,986.00)	0
36400			0	1981	1958	(29,904.00)	0
36400			0	1982	1958	(41,912.00)	0
36400			0	1983	1958	(46,255.00)	0
36400			0	1984	1958	(27,782.00)	0
36400			0	1985	1958	(14,443.00)	0
36400			0	1986	1958	(16,096.00)	0
36400			0	1987	1958	(31,912.00)	0
36400			0	1988	1958	(34,474.00)	0
36400			0	1989	1958	(21,877.00)	0
36400			0	1990	1958	(20,214.00)	0
36400			0	1991	1958	(21,620.00)	0
36400			0	1992	1958	(22,555.00)	0
36400			0	1993	1958	(18,165.00)	0
36400			0	1994	1958	(17,880.00)	0
36400			0	1995	1958	(16,315.00)	0
36400			3	1996	1958	4,206.00	0
36400			0	1996	1958	(16,110.00)	0
36400			3	1997	1958	(4,217.00)	0
36400			0	1997	1958	(6,420.00)	0
36400			0	1998	1958	(5,038.00)	0
36400			0	1999	1958	(3,695.00)	0
36400			0	2000	1958	(3,053.00)	0
36400			0	2001	1958	(2,237.00)	0
36400			0	2002	1958	(286.00)	0
36400			0	2003	1958	(1,274.88)	0
36400			0	2004	1958	(1,247.40)	0
36400			0	2007	1958	(2,952.92)	0
36400			3	2008	1958	36,860.26	0
36400			0	2008	1958	(593.78)	0
36400			0	2009	1958	(32,089.80)	0
36400			0	2010	1958	(9,440.78)	0
36400			0	2011	1958	(9,988.31)	0
36400			0	2011	1958	(740.38)	0
36400			8	2011	1958	393,241.01	0
36400			9	1959	1959	946,306.00	0
36400			0	1962	1959	(7,666.00)	0
36400			0	1963	1959	(8,049.00)	0
36400			0	1964	1959	(7,326.00)	0
36400			0	1965	1959	(10,707.00)	0
36400			0	1966	1959	(5,812.00)	0
36400			0	1967	1959	(4,371.00)	0
36400			0	1968	1959	(2,431.00)	0

Charnas

AccountNumber	GroupNumber	CompanyNumber	TransactionCode	TransactionYear	InstallationYear	Amount	AdjustedTY
36400			0	1969	1959	(3,724.00)	0
36400			0	1970	1959	(5,954.00)	0
36400			0	1971	1959	(5,486.00)	0
36400			0	1972	1959	(6,325.00)	0
36400			0	1973	1959	(3,124.00)	0
36400			0	1974	1959	(6,510.00)	0
36400			0	1975	1959	(6,200.00)	0
36400			0	1976	1959	(4,756.00)	0
36400			0	1977	1959	(5,498.00)	0
36400			0	1978	1959	(5,456.00)	0
36400			0	1979	1959	(4,946.00)	0
36400			0	1980	1959	(9,509.00)	0
36400			0	1981	1959	(7,238.00)	0
36400			0	1982	1959	(5,242.00)	0
36400			0	1983	1959	(8,087.00)	0
36400			0	1984	1959	(6,635.00)	0
36400			0	1985	1959	(10,627.00)	0
36400			0	1986	1959	(9,739.00)	0
36400			0	1987	1959	(18,620.00)	0
36400			0	1988	1959	(50,385.00)	0
36400			0	1989	1959	(23,526.00)	0
36400			0	1990	1959	(29,869.00)	0
36400			0	1991	1959	(20,677.00)	0
36400			0	1992	1959	(26,798.00)	0
36400			0	1993	1959	(13,685.00)	0
36400			0	1994	1959	(13,973.00)	0
36400			0	1995	1959	(6,664.00)	0
36400			3	1996	1959	458.00	0
36400			0	1996	1959	(9,680.00)	0
36400			3	1997	1959	7,691.00	0
36400			0	1997	1959	(3,853.00)	0
36400			0	1998	1959	(3,198.00)	0
36400			3	1999	1959	53.00	0
36400			0	1999	1959	(4,767.00)	0
36400			0	2000	1959	(2,688.00)	0
36400			0	2001	1959	(1,492.00)	0
36400			0	2002	1959	(20.00)	0
36400			0	2003	1959	(529.13)	0
36400			0	2004	1959	(402.90)	0
36400			0	2007	1959	(4,454.80)	0
36400			3	2008	1959	16,078.40	0
36400			0	2009	1959	(23,762.83)	0
36400			0	2010	1959	(5,208.04)	0
36400			0	2011	1959	(10,317.11)	0
36400			0	2011	1959	(537.63)	0
36400			8	2011	1959	534,060.96	0
36400			9	1960	1960	1,066,890.00	0
36400			0	1962	1960	(6,929.00)	0
36400			0	1963	1960	(8,821.00)	0
36400			0	1964	1960	(7,825.00)	0
36400			0	1965	1960	(13,236.00)	0
36400			0	1966	1960	(13,115.00)	0
36400			0	1967	1960	(18,571.00)	0
36400			0	1968	1960	(12,969.00)	0
36400			0	1969	1960	(13,040.00)	0
36400			0	1970	1960	(15,794.00)	0
36400			0	1971	1960	(21,890.00)	0
36400			0	1972	1960	(18,264.00)	0
36400			0	1973	1960	(15,187.00)	0
36400			0	1974	1960	(17,760.00)	0

Charnas

AccountNumber	GroupNumber	CompanyNumber	TransactionCode	TransactionYear	InstallationYear	Amount	AdjustedTY
36400			0	1975	1960	(27,339.00)	0
36400			0	1976	1960	(16,509.00)	0
36400			0	1977	1960	(15,177.00)	0
36400			0	1978	1960	(14,885.00)	0
36400			0	1979	1960	(19,771.00)	0
36400			0	1980	1960	(19,510.00)	0
36400			0	1981	1960	(21,431.00)	0
36400			0	1982	1960	(20,907.00)	0
36400			0	1983	1960	(20,456.00)	0
36400			0	1984	1960	(14,589.00)	0
36400			0	1985	1960	(27,045.00)	0
36400			0	1986	1960	(23,785.00)	0
36400			0	1987	1960	(22,579.00)	0
36400			0	1988	1960	(24,252.00)	0
36400			0	1989	1960	(50,250.00)	0
36400			0	1990	1960	(54,021.00)	0
36400			0	1991	1960	(64,513.00)	0
36400			0	1992	1960	(48,078.00)	0
36400			0	1993	1960	(47,411.00)	0
36400			0	1994	1960	(53,007.00)	0
36400			0	1995	1960	(39,770.00)	0
36400			3	1996	1960	3,388.00	0
36400			0	1996	1960	(35,284.00)	0
36400			3	1997	1960	(3,474.00)	0
36400			0	1997	1960	(17,815.00)	0
36400			3	1998	1960	14,468.00	0
36400			0	1998	1960	(18,343.00)	0
36400			0	1999	1960	(15,267.00)	0
36400			0	2000	1960	(10,279.00)	0
36400			0	2001	1960	(4,175.00)	0
36400			0	2002	1960	(314.00)	0
36400			0	2003	1960	(1,149.07)	0
36400			0	2004	1960	(570.91)	0
36400			0	2007	1960	(594.04)	0
36400			3	2008	1960	16,683.02	0
36400			0	2009	1960	(5,423.11)	0
36400			0	2010	1960	(2,283.60)	0
36400			0	2011	1960	(2,708.02)	0
36400			0	2011	1960	(20.93)	0
36400			8	2011	1960	155,042.34	0
36400			9	1961	1961	1,043,245.00	0
36400			0	1962	1961	(7,147.00)	0
36400			0	1963	1961	(8,801.00)	0
36400			0	1964	1961	(4,602.00)	0
36400			0	1965	1961	(4,456.00)	0
36400			0	1966	1961	(6,805.00)	0
36400			0	1967	1961	(5,736.00)	0
36400			0	1968	1961	(5,918.00)	0
36400			0	1969	1961	(2,850.00)	0
36400			0	1970	1961	(2,913.00)	0
36400			0	1971	1961	(2,239.00)	0
36400			0	1972	1961	(3,292.00)	0
36400			0	1973	1961	(2,159.00)	0
36400			0	1974	1961	(4,867.00)	0
36400			0	1975	1961	(5,463.00)	0
36400			0	1976	1961	(2,241.00)	0
36400			0	1977	1961	(3,264.00)	0
36400			0	1978	1961	(3,403.00)	0
36400			0	1979	1961	(7,289.00)	0
36400			0	1980	1961	(6,410.00)	0

Charnas

AccountNumber	GroupNumber	CompanyNumber	TransactionCode	TransactionYear	InstallationYear	Amount	AdjustedTY
36400			0	1981	1961	(3,603.00)	0
36400			0	1982	1961	(6,757.00)	0
36400			0	1983	1961	(7,539.00)	0
36400			0	1984	1961	(9,024.00)	0
36400			0	1985	1961	(7,700.00)	0
36400			0	1986	1961	(9,826.00)	0
36400			0	1987	1961	(13,939.00)	0
36400			0	1988	1961	(18,081.00)	0
36400			0	1989	1961	(15,356.00)	0
36400			0	1990	1961	(27,835.00)	0
36400			0	1991	1961	(32,675.00)	0
36400			0	1992	1961	(41,136.00)	0
36400			0	1993	1961	(26,493.00)	0
36400			0	1994	1961	(41,267.00)	0
36400			0	1995	1961	(12,721.00)	0
36400			3	1996	1961	2,770.00	0
36400			0	1996	1961	(12,157.00)	0
36400			0	1997	1961	(9,389.00)	0
36400			3	1998	1961	246.00	0
36400			0	1998	1961	(7,904.00)	0
36400			3	1999	1961	2,594.00	0
36400			0	1999	1961	(7,850.00)	0
36400			0	2000	1961	(1,151.00)	0
36400			0	2001	1961	(1,949.00)	0
36400			0	2002	1961	(129.00)	0
36400			0	2003	1961	(817.02)	0
36400			0	2004	1961	(1,868.53)	0
36400			0	2006	1961	(427.45)	0
36400			0	2007	1961	(2,997.01)	0
36400			3	2008	1961	28,911.58	0
36400			0	2009	1961	(25,758.37)	0
36400			0	2010	1961	(8,889.91)	0
36400			0	2011	1961	(11,122.44)	0
36400			0	2011	1961	(197.95)	0
36400			8	2011	1961	621,351.90	0
36400			9	1962	1962	1,140,411.00	0
36400			0	1962	1962	(4,112.00)	0
36400			0	1963	1962	(15,153.00)	0
36400			0	1964	1962	(13,722.00)	0
36400			0	1965	1962	(9,224.00)	0
36400			0	1966	1962	(7,931.00)	0
36400			0	1967	1962	(9,975.00)	0
36400			0	1968	1962	(5,851.00)	0
36400			0	1969	1962	(6,540.00)	0
36400			0	1970	1962	(6,806.00)	0
36400			0	1971	1962	(6,940.00)	0
36400			0	1972	1962	(2,821.00)	0
36400			0	1973	1962	(5,450.00)	0
36400			0	1974	1962	(4,386.00)	0
36400			0	1975	1962	(3,770.00)	0
36400			0	1976	1962	(5,553.00)	0
36400			0	1977	1962	(5,497.00)	0
36400			0	1978	1962	(4,424.00)	0
36400			0	1979	1962	(5,450.00)	0
36400			0	1980	1962	(5,892.00)	0
36400			0	1981	1962	(6,452.00)	0
36400			0	1982	1962	(9,399.00)	0
36400			0	1983	1962	(7,817.00)	0
36400			0	1984	1962	(8,834.00)	0
36400			0	1985	1962	(8,017.00)	0

AccountNumber	GroupNumber	CompanyNumber	TransactionCode	TransactionYear	InstallationYear	Amount	AdjustedTY
36400			0	1986	1962	(28,914.00)	0
36400			0	1987	1962	(16,991.00)	0
36400			0	1988	1962	(894.00)	0
36400			0	1989	1962	(23,888.00)	0
36400			0	1990	1962	(34,712.00)	0
36400			0	1991	1962	(32,174.00)	0
36400			0	1992	1962	(31,556.00)	0
36400			0	1993	1962	(12,716.00)	0
36400			0	1994	1962	(30,150.00)	0
36400			0	1995	1962	(23,347.00)	0
36400			3	1996	1962	823.00	0
36400			0	1996	1962	(29,827.00)	0
36400			0	1997	1962	(19,112.00)	0
36400			0	1998	1962	(18,595.00)	0
36400			3	1999	1962	1,753.00	0
36400			0	1999	1962	(4,713.00)	0
36400			0	2000	1962	(5,920.00)	0
36400			0	2001	1962	(4,658.00)	0
36400			0	2002	1962	(189.00)	0
36400			0	2003	1962	(27,818.81)	0
36400			0	2004	1962	(678.66)	0
36400			0	2006	1962	(491.89)	0
36400			0	2007	1962	(3,875.52)	0
36400			3	2008	1962	42,357.63	0
36400			0	2009	1962	(67,332.15)	0
36400			0	2010	1962	(14,510.68)	0
36400			0	2011	1962	(17,327.92)	0
36400			0	2011	1962	(979.72)	0
36400			8	2011	1962	563,957.28	0
36400			9	1963	1963	1,341,697.00	0
36400			0	1963	1963	(6,708.00)	0
36400			0	1964	1963	(11,881.00)	0
36400			0	1965	1963	(10,171.00)	0
36400			0	1966	1963	(7,544.00)	0
36400			0	1967	1963	(11,918.00)	0
36400			0	1968	1963	(11,428.00)	0
36400			0	1969	1963	(8,700.00)	0
36400			0	1970	1963	(9,044.00)	0
36400			0	1971	1963	(8,567.00)	0
36400			0	1972	1963	(7,343.00)	0
36400			0	1973	1963	(5,843.00)	0
36400			0	1974	1963	(11,851.00)	0
36400			0	1975	1963	(6,440.00)	0
36400			0	1976	1963	(5,255.00)	0
36400			0	1977	1963	(4,801.00)	0
36400			0	1978	1963	(6,390.00)	0
36400			0	1979	1963	(6,482.00)	0
36400			0	1980	1963	(6,872.00)	0
36400			0	1981	1963	(10,996.00)	0
36400			0	1982	1963	(8,121.00)	0
36400			0	1983	1963	(13,014.00)	0
36400			0	1984	1963	(10,018.00)	0
36400			0	1985	1963	(8,336.00)	0
36400			0	1986	1963	(15,154.00)	0
36400			0	1987	1963	(12,453.00)	0
36400			0	1988	1963	(12,457.00)	0
36400			0	1989	1963	(15,589.00)	0
36400			0	1990	1963	(17,769.00)	0
36400			0	1991	1963	(20,698.00)	0
36400			0	1992	1963	(39,086.00)	0

Charnas

AccountNumber	GroupNumber	CompanyNumber	TransactionCode	TransactionYear	InstallationYear	Amount	AdjustedTY
36400			0	1993	1963	(32,474.00)	0
36400			0	1994	1963	(48,467.00)	0
36400			0	1995	1963	(28,451.00)	0
36400			3	1996	1963	5,418.00	0
36400			0	1996	1963	(20,924.00)	0
36400			0	1997	1963	(7,567.00)	0
36400			3	1998	1963	23,161.00	0
36400			0	1998	1963	(10,923.00)	0
36400			3	1999	1963	1,323.00	0
36400			0	1999	1963	(11,251.00)	0
36400			0	2000	1963	(11,286.00)	0
36400			0	2001	1963	(3,597.00)	0
36400			0	2002	1963	(4,641.00)	0
36400			0	2003	1963	(1,152.66)	0
36400			0	2004	1963	(499.89)	0
36400			0	2006	1963	(882.98)	0
36400			0	2007	1963	(10,161.04)	0
36400			3	2008	1963	34,272.80	0
36400			0	2008	1963	(825.05)	0
36400			0	2009	1963	(37,128.02)	0
36400			0	2010	1963	(15,151.80)	0
36400			0	2011	1963	(19,910.73)	0
36400			0	2011	1963	(1,311.40)	0
36400			8	2011	1963	808,338.23	0
36400			9	1964	1964	1,423,546.00	0
36400			0	1964	1964	(5,553.00)	0
36400			0	1965	1964	(15,477.00)	0
36400			0	1966	1964	(9,822.00)	0
36400			0	1967	1964	(10,947.00)	0
36400			0	1968	1964	(6,703.00)	0
36400			0	1969	1964	(8,631.00)	0
36400			0	1970	1964	(8,046.00)	0
36400			0	1971	1964	(5,463.00)	0
36400			0	1972	1964	(6,536.00)	0
36400			0	1973	1964	(5,869.00)	0
36400			0	1974	1964	(7,669.00)	0
36400			0	1975	1964	(5,061.00)	0
36400			0	1976	1964	(4,603.00)	0
36400			0	1977	1964	(5,915.00)	0
36400			0	1978	1964	(3,655.00)	0
36400			0	1979	1964	(4,635.00)	0
36400			0	1980	1964	(8,646.00)	0
36400			0	1981	1964	(6,355.00)	0
36400			0	1982	1964	(4,661.00)	0
36400			0	1983	1964	(11,422.00)	0
36400			0	1984	1964	(8,823.00)	0
36400			0	1985	1964	(6,225.00)	0
36400			0	1986	1964	(9,170.00)	0
36400			0	1987	1964	(14,129.00)	0
36400			0	1988	1964	(13,815.00)	0
36400			0	1989	1964	(14,146.00)	0
36400			0	1990	1964	(22,169.00)	0
36400			0	1991	1964	(28,910.00)	0
36400			0	1992	1964	(38,267.00)	0
36400			0	1993	1964	(13,904.00)	0
36400			0	1994	1964	(34,667.00)	0
36400			0	1995	1964	(42,936.00)	0
36400			3	1996	1964	4,125.00	0
36400			0	1996	1964	(32,145.00)	0
36400			0	1997	1964	(14,977.00)	0

Charnas

AccountNumber	GroupNumber	CompanyNumber	TransactionCode	TransactionYear	InstallationYear	Amount	AdjustedTY
36400			3	1998	1964	254.00	0
36400			0	1998	1964	(12,584.00)	0
36400			3	1999	1964	1,162.00	0
36400			0	1999	1964	(11,529.00)	0
36400			0	2000	1964	(4,223.00)	0
36400			0	2001	1964	(1,531.00)	0
36400			0	2002	1964	(1,113.00)	0
36400			0	2003	1964	(912.36)	0
36400			0	2004	1964	(860.95)	0
36400			0	2007	1964	(15,472.34)	0
36400			3	2008	1964	14,356.44	0
36400			0	2009	1964	(47,026.98)	0
36400			0	2010	1964	(12,228.41)	0
36400			0	2011	1964	(15,401.24)	0
36400			0	2011	1964	(940.38)	0
36400			8	2011	1964	879,668.78	0
36400			9	1965	1965	1,586,265.00	0
36400			0	1965	1965	(11,132.00)	0
36400			0	1966	1965	(19,529.00)	0
36400			0	1967	1965	(15,172.00)	0
36400			0	1968	1965	(9,461.00)	0
36400			0	1969	1965	(12,321.00)	0
36400			0	1970	1965	(10,316.00)	0
36400			0	1971	1965	(12,184.00)	0
36400			0	1972	1965	(12,132.00)	0
36400			0	1973	1965	(14,406.00)	0
36400			0	1974	1965	(12,220.00)	0
36400			0	1975	1965	(13,100.00)	0
36400			0	1976	1965	(10,413.00)	0
36400			0	1977	1965	(7,648.00)	0
36400			0	1978	1965	(10,810.00)	0
36400			0	1979	1965	(10,212.00)	0
36400			0	1980	1965	(10,972.00)	0
36400			0	1981	1965	(12,580.00)	0
36400			0	1982	1965	(11,332.00)	0
36400			0	1983	1965	(12,063.00)	0
36400			0	1984	1965	(11,153.00)	0
36400			0	1985	1965	(13,734.00)	0
36400			0	1986	1965	(26,767.00)	0
36400			0	1987	1965	(22,728.00)	0
36400			0	1988	1965	(15,216.00)	0
36400			0	1989	1965	(25,475.00)	0
36400			0	1990	1965	(21,394.00)	0
36400			0	1991	1965	(38,450.00)	0
36400			0	1992	1965	(50,308.00)	0
36400			0	1993	1965	(27,854.00)	0
36400			0	1994	1965	(44,161.00)	0
36400			0	1995	1965	(24,901.00)	0
36400			3	1996	1965	6,118.00	0
36400			0	1996	1965	(32,154.00)	0
36400			3	1997	1965	(191.00)	0
36400			0	1997	1965	(18,379.00)	0
36400			3	1998	1965	1,397.00	0
36400			0	1998	1965	(8,183.00)	0
36400			3	1999	1965	9,812.00	0
36400			0	1999	1965	(12,204.00)	0
36400			0	2000	1965	(10,140.00)	0
36400			0	2001	1965	(4,330.00)	0
36400			0	2002	1965	(2,634.00)	0
36400			0	2003	1965	(7,094.89)	0

Charnas

AccountNumber	GroupNumber	CompanyNumber	TransactionCode	TransactionYear	InstallationYear	Amount	AdjustedTY
36400			0	2004	1965	(938.21)	0
36400			0	2006	1965	(907.19)	0
36400			0	2007	1965	(19,260.24)	0
36400			3	2008	1965	12,826.98	0
36400			0	2008	1965	(1,080.05)	0
36400			0	2009	1965	(29,997.03)	0
36400			0	2010	1965	(9,794.99)	0
36400			0	2011	1965	(17,621.13)	0
36400			0	2011	1965	(893.58)	0
36400			8	2011	1965	890,472.67	0
36400			9	1966	1966	1,370,299.00	0
36400			0	1966	1966	(9,055.00)	0
36400			0	1967	1966	(16,617.00)	0
36400			0	1968	1966	(13,595.00)	0
36400			0	1969	1966	(7,026.00)	0
36400			0	1970	1966	(7,935.00)	0
36400			0	1971	1966	(8,553.00)	0
36400			0	1972	1966	(9,306.00)	0
36400			0	1973	1966	(7,101.00)	0
36400			0	1974	1966	(8,432.00)	0
36400			0	1975	1966	(4,009.00)	0
36400			0	1976	1966	(5,021.00)	0
36400			0	1977	1966	(4,380.00)	0
36400			0	1978	1966	(3,246.00)	0
36400			0	1979	1966	(5,411.00)	0
36400			0	1980	1966	(5,029.00)	0
36400			0	1981	1966	(3,057.00)	0
36400			0	1982	1966	(5,352.00)	0
36400			0	1983	1966	(8,807.00)	0
36400			0	1984	1966	(8,621.00)	0
36400			0	1985	1966	(5,789.00)	0
36400			0	1986	1966	(11,225.00)	0
36400			0	1987	1966	(11,284.00)	0
36400			0	1988	1966	(11,142.00)	0
36400			0	1989	1966	(10,302.00)	0
36400			0	1990	1966	(13,172.00)	0
36400			0	1991	1966	(27,963.00)	0
36400			0	1992	1966	(23,363.00)	0
36400			0	1993	1966	(11,647.00)	0
36400			0	1994	1966	(34,177.00)	0
36400			0	1995	1966	(9,839.00)	0
36400			3	1996	1966	4,706.00	0
36400			0	1996	1966	(19,740.00)	0
36400			3	1997	1966	(441.00)	0
36400			0	1997	1966	(11,802.00)	0
36400			0	1998	1966	(8,287.00)	0
36400			3	1999	1966	22,384.00	0
36400			0	1999	1966	(5,239.00)	0
36400			0	2000	1966	(1,561.00)	0
36400			0	2001	1966	(1,234.00)	0
36400			0	2002	1966	(698.00)	0
36400			0	2003	1966	(1,748.14)	0
36400			0	2004	1966	(282.67)	0
36400			0	2006	1966	(48.35)	0
36400			0	2007	1966	(9,311.91)	0
36400			3	2008	1966	20,658.72	0
36400			0	2009	1966	(46,082.35)	0
36400			0	2010	1966	(10,249.38)	0
36400			0	2011	1966	(14,993.41)	0
36400			0	2011	1966	(526.68)	0

AccountNumber	GroupNumber	CompanyNumber	TransactionCode	TransactionYear	InstallationYear	Amount	AdjustedTY
36400			8	2011	1966	975,346.83	0
36400			9	1967	1967	1,535,686.00	0
36400			0	1967	1967	(11,434.00)	0
36400			0	1968	1967	(16,978.00)	0
36400			0	1969	1967	(17,861.00)	0
36400			0	1970	1967	(11,347.00)	0
36400			0	1971	1967	(13,089.00)	0
36400			0	1972	1967	(8,578.00)	0
36400			0	1973	1967	(6,089.00)	0
36400			0	1974	1967	(13,153.00)	0
36400			0	1975	1967	(10,629.00)	0
36400			0	1976	1967	(6,451.00)	0
36400			0	1977	1967	(6,386.00)	0
36400			0	1978	1967	(5,182.00)	0
36400			0	1979	1967	(7,415.00)	0
36400			0	1980	1967	(8,041.00)	0
36400			0	1981	1967	(8,179.00)	0
36400			0	1982	1967	(9,668.00)	0
36400			0	1983	1967	(6,233.00)	0
36400			0	1984	1967	(4,424.00)	0
36400			0	1985	1967	(8,711.00)	0
36400			0	1986	1967	(15,832.00)	0
36400			0	1987	1967	(16,258.00)	0
36400			0	1988	1967	(13,005.00)	0
36400			0	1989	1967	(11,585.00)	0
36400			0	1990	1967	(15,874.00)	0
36400			0	1991	1967	(39,124.00)	0
36400			0	1992	1967	(28,977.00)	0
36400			0	1993	1967	(16,496.00)	0
36400			0	1994	1967	(39,482.00)	0
36400			0	1995	1967	(12,638.00)	0
36400			3	1996	1967	6,638.00	0
36400			0	1996	1967	(23,371.00)	0
36400			0	1997	1967	(7,842.00)	0
36400			0	1998	1967	(6,164.00)	0
36400			3	1999	1967	5,699.00	0
36400			0	1999	1967	(6,703.00)	0
36400			0	2000	1967	(4,478.00)	0
36400			0	2001	1967	(2,005.00)	0
36400			0	2002	1967	(877.00)	0
36400			0	2003	1967	(1,059.07)	0
36400			0	2004	1967	(872.74)	0
36400			0	2007	1967	(8,679.56)	0
36400			3	2008	1967	11,350.48	0
36400			0	2009	1967	(58,751.12)	0
36400			0	2010	1967	(18,137.38)	0
36400			0	2011	1967	(25,834.71)	0
36400			0	2011	1967	(1,905.36)	0
36400			8	2011	1967	1,003,574.54	0
36400			9	1968	1968	1,845,074.00	0
36400			0	1968	1968	(8,552.00)	0
36400			0	1969	1968	(20,162.00)	0
36400			0	1970	1968	(19,871.00)	0
36400			0	1971	1968	(15,504.00)	0
36400			0	1972	1968	(15,050.00)	0
36400			0	1973	1968	(12,712.00)	0
36400			0	1974	1968	(15,161.00)	0
36400			0	1975	1968	(20,012.00)	0
36400			0	1976	1968	(15,803.00)	0
36400			0	1977	1968	(9,203.00)	0

Charnas

AccountNumber	GroupNumber	CompanyNumber	TransactionCode	TransactionYear	InstallationYear	Amount	AdjustedTY
36400			0	1978	1968	(9,397.00)	0
36400			0	1979	1968	(12,908.00)	0
36400			0	1980	1968	(12,228.00)	0
36400			0	1981	1968	(14,221.00)	0
36400			0	1982	1968	(9,042.00)	0
36400			0	1983	1968	(17,634.00)	0
36400			0	1984	1968	(10,804.00)	0
36400			0	1985	1968	(16,414.00)	0
36400			0	1986	1968	(12,289.00)	0
36400			0	1987	1968	(19,994.00)	0
36400			0	1988	1968	(18,705.00)	0
36400			0	1989	1968	(24,831.00)	0
36400			0	1990	1968	(36,584.00)	0
36400			0	1991	1968	(54,043.00)	0
36400			0	1992	1968	(44,904.00)	0
36400			0	1993	1968	(28,322.00)	0
36400			0	1994	1968	(46,256.00)	0
36400			0	1995	1968	(22,530.00)	0
36400			3	1996	1968	9,228.00	0
36400			0	1996	1968	(36,099.00)	0
36400			3	1997	1968	632.00	0
36400			0	1997	1968	(12,762.00)	0
36400			0	1998	1968	(17,280.00)	0
36400			3	1999	1968	12,963.00	0
36400			0	1999	1968	(26,196.00)	0
36400			0	2000	1968	(10,835.00)	0
36400			0	2001	1968	(3,617.00)	0
36400			0	2002	1968	(779.00)	0
36400			0	2003	1968	(969.14)	0
36400			0	2004	1968	(36.80)	0
36400			0	2007	1968	(9,844.41)	0
36400			3	2008	1968	22,220.49	0
36400			0	2008	1968	(14.35)	0
36400			0	2009	1968	(58,913.48)	0
36400			0	2010	1968	(12,094.73)	0
36400			0	2011	1968	(16,763.91)	0
36400			0	2011	1968	(513.25)	0
36400			8	2011	1968	1,120,263.42	0
36400			9	1969	1969	1,885,727.00	0
36400			0	1969	1969	(8,314.00)	0
36400			0	1970	1969	(26,133.00)	0
36400			0	1971	1969	(16,364.00)	0
36400			0	1972	1969	(11,561.00)	0
36400			0	1973	1969	(14,699.00)	0
36400			0	1974	1969	(12,649.00)	0
36400			0	1975	1969	(8,560.00)	0
36400			0	1976	1969	(7,780.00)	0
36400			0	1977	1969	(8,094.00)	0
36400			0	1978	1969	(10,786.00)	0
36400			0	1979	1969	(8,928.00)	0
36400			0	1980	1969	(13,751.00)	0
36400			0	1981	1969	(6,936.00)	0
36400			0	1982	1969	(9,713.00)	0
36400			0	1983	1969	(6,925.00)	0
36400			0	1984	1969	(8,220.00)	0
36400			0	1985	1969	(6,333.00)	0
36400			0	1986	1969	(9,357.00)	0
36400			0	1987	1969	(19,668.00)	0
36400			0	1988	1969	(16,669.00)	0
36400			0	1989	1969	(16,350.00)	0

Charnas

AccountNumber	GroupNumber	CompanyNumber	TransactionCode	TransactionYear	InstallationYear	Amount	AdjustedTY
36400			0	1990	1969	(15,043.00)	0
36400			0	1991	1969	(50,108.00)	0
36400			0	1992	1969	(43,764.00)	0
36400			0	1993	1969	(15,420.00)	0
36400			0	1994	1969	(35,406.00)	0
36400			0	1995	1969	(49,296.00)	0
36400			3	1996	1969	3,805.00	0
36400			0	1996	1969	(48,265.00)	0
36400			0	1997	1969	(45,293.00)	0
36400			0	1998	1969	(16,027.00)	0
36400			3	1999	1969	754.00	0
36400			0	1999	1969	(20,886.00)	0
36400			0	2000	1969	(13,144.00)	0
36400			0	2001	1969	(2,669.00)	0
36400			0	2002	1969	(4,113.00)	0
36400			0	2003	1969	(1,371.86)	0
36400			0	2004	1969	(542.74)	0
36400			0	2007	1969	(10,704.07)	0
36400			3	2008	1969	62,465.48	0
36400			0	2009	1969	(52,431.61)	0
36400			0	2010	1969	(15,207.10)	0
36400			0	2011	1969	(26,420.49)	0
36400			0	2011	1969	(1,013.53)	0
36400			8	2011	1969	1,237,836.08	0
36400			9	1970	1970	1,865,843.00	0
36400			0	1970	1970	(800.00)	0
36400			0	1971	1970	(31,971.00)	0
36400			0	1972	1970	(22,237.00)	0
36400			0	1973	1970	(12,291.00)	0
36400			0	1974	1970	(17,643.00)	0
36400			0	1975	1970	(15,852.00)	0
36400			0	1976	1970	(17,110.00)	0
36400			0	1977	1970	(12,214.00)	0
36400			0	1978	1970	(16,508.00)	0
36400			0	1979	1970	(17,863.00)	0
36400			0	1980	1970	(12,902.00)	0
36400			0	1981	1970	(17,259.00)	0
36400			0	1982	1970	(19,493.00)	0
36400			0	1983	1970	(13,874.00)	0
36400			0	1984	1970	(14,485.00)	0
36400			0	1985	1970	(18,603.00)	0
36400			0	1986	1970	(22,099.00)	0
36400			0	1987	1970	(20,036.00)	0
36400			0	1988	1970	(26,142.00)	0
36400			0	1989	1970	(23,912.00)	0
36400			0	1990	1970	(25,846.00)	0
36400			0	1991	1970	(57,367.00)	0
36400			0	1992	1970	(51,917.00)	0
36400			0	1993	1970	(36,087.00)	0
36400			0	1994	1970	(61,011.00)	0
36400			0	1995	1970	(54,662.00)	0
36400			3	1996	1970	8,427.00	0
36400			0	1996	1970	(72,753.00)	0
36400			0	1997	1970	(54,241.00)	0
36400			3	1998	1970	609.00	0
36400			0	1998	1970	(40,584.00)	0
36400			3	1999	1970	11,430.00	0
36400			0	1999	1970	(42,988.00)	0
36400			0	2000	1970	(23,452.00)	0
36400			0	2001	1970	(12,744.00)	0

AccountNumber	GroupNumber	CompanyNumber	TransactionCode	TransactionYear	InstallationYear	Amount	AdjustedTY
36400			0	2002	1970	(91,453.00)	0
36400			0	2003	1970	(8,822.79)	0
36400			0	2004	1970	(4,377.34)	0
36400			0	2006	1970	(33.17)	0
36400			0	2007	1970	(7,549.20)	0
36400			3	2008	1970	18,222.86	0
36400			0	2009	1970	(22,728.52)	0
36400			0	2010	1970	(10,896.15)	0
36400			0	2011	1970	(11,564.83)	0
36400			0	2011	1970	(226.72)	0
36400			8	2011	1970	859,934.14	0
36400			9	1971	1971	2,210,457.00	0
36400			0	1971	1971	(611.00)	0
36400			0	1972	1971	(24,468.00)	0
36400			0	1973	1971	(17,214.00)	0
36400			0	1974	1971	(10,024.00)	0
36400			0	1975	1971	(7,340.00)	0
36400			0	1976	1971	(7,355.00)	0
36400			0	1977	1971	(7,940.00)	0
36400			0	1978	1971	(7,111.00)	0
36400			0	1979	1971	(10,907.00)	0
36400			0	1980	1971	(5,421.00)	0
36400			0	1981	1971	(5,049.00)	0
36400			0	1982	1971	(7,837.00)	0
36400			0	1983	1971	(8,650.00)	0
36400			0	1984	1971	(8,103.00)	0
36400			0	1985	1971	(8,022.00)	0
36400			0	1986	1971	(10,014.00)	0
36400			0	1987	1971	(16,514.00)	0
36400			0	1988	1971	(13,292.00)	0
36400			0	1989	1971	(14,408.00)	0
36400			0	1990	1971	(17,630.00)	0
36400			0	1991	1971	(40,407.00)	0
36400			0	1992	1971	(44,972.00)	0
36400			0	1993	1971	(16,655.00)	0
36400			0	1994	1971	(41,897.00)	0
36400			0	1995	1971	(22,676.00)	0
36400			3	1996	1971	10,721.00	0
36400			0	1996	1971	(35,276.00)	0
36400			3	1997	1971	(1,059.00)	0
36400			0	1997	1971	(11,292.00)	0
36400			3	1998	1971	172.00	0
36400			0	1998	1971	(6,749.00)	0
36400			3	1999	1971	4,185.00	0
36400			0	1999	1971	(6,570.00)	0
36400			0	2000	1971	(4,220.00)	0
36400			0	2001	1971	(1,843.00)	0
36400			0	2002	1971	(429.00)	0
36400			0	2003	1971	(1,068.48)	0
36400			0	2004	1971	(1,358.85)	0
36400			0	2007	1971	(4,282.48)	0
36400			3	2008	1971	22,739.85	0
36400			0	2009	1971	(263,149.25)	0
36400			0	2010	1971	(58,173.00)	0
36400			0	2011	1971	(26,510.89)	0
36400			0	2011	1971	(181.10)	0
36400			8	2011	1971	1,451,595.80	0
36400			9	1972	1972	2,194,315.00	0
36400			0	1972	1972	(149.00)	0
36400			0	1973	1972	(19,324.00)	0

Charnas

AccountNumber	GroupNumber	CompanyNumber	TransactionCode	TransactionYear	InstallationYear	Amount	AdjustedTY
36400			0	1974	1972	(14,080.00)	0
36400			0	1975	1972	(9,495.00)	0
36400			0	1976	1972	(17,017.00)	0
36400			0	1977	1972	(11,435.00)	0
36400			0	1978	1972	(10,201.00)	0
36400			0	1979	1972	(10,077.00)	0
36400			0	1980	1972	(11,078.00)	0
36400			0	1981	1972	(10,511.00)	0
36400			0	1982	1972	(12,233.00)	0
36400			0	1983	1972	(14,369.00)	0
36400			0	1984	1972	(8,124.00)	0
36400			0	1985	1972	(10,672.00)	0
36400			0	1986	1972	(9,621.00)	0
36400			0	1987	1972	(14,196.00)	0
36400			0	1988	1972	(16,367.00)	0
36400			0	1989	1972	(18,111.00)	0
36400			0	1990	1972	(25,914.00)	0
36400			0	1991	1972	(44,895.00)	0
36400			0	1992	1972	(57,860.00)	0
36400			3	1993	1972	190.00	0
36400			0	1993	1972	(19,434.00)	0
36400			0	1994	1972	(50,690.00)	0
36400			0	1995	1972	(22,059.00)	0
36400			3	1996	1972	3,988.00	0
36400			0	1996	1972	(49,185.00)	0
36400			0	1997	1972	(15,261.00)	0
36400			3	1998	1972	988.00	0
36400			0	1998	1972	(14,053.00)	0
36400			3	1999	1972	4,873.00	0
36400			0	1999	1972	(11,692.00)	0
36400			0	2000	1972	(12,456.00)	0
36400			0	2001	1972	(6,603.00)	0
36400			0	2002	1972	(250.00)	0
36400			0	2003	1972	(1,368.21)	0
36400			0	2004	1972	(1,180.26)	0
36400			0	2007	1972	(9,741.15)	0
36400			3	2008	1972	9,372.98	0
36400			0	2009	1972	(44,368.73)	0
36400			0	2010	1972	(18,922.22)	0
36400			0	2011	1972	(93,940.42)	0
36400			0	2011	1972	(13,440.34)	0
36400			8	2011	1972	1,483,353.65	0
36400			9	1973	1973	2,477,881.00	0
36400			0	1973	1973	(12,840.00)	0
36400			0	1974	1973	(19,106.00)	0
36400			0	1975	1973	(14,116.00)	0
36400			0	1976	1973	(11,098.00)	0
36400			0	1977	1973	(10,477.00)	0
36400			0	1978	1973	(22,258.00)	0
36400			0	1979	1973	(9,002.00)	0
36400			0	1980	1973	(9,591.00)	0
36400			0	1981	1973	(9,901.00)	0
36400			0	1982	1973	(4,062.00)	0
36400			0	1983	1973	(13,011.00)	0
36400			0	1984	1973	(10,457.00)	0
36400			0	1985	1973	(11,730.00)	0
36400			0	1986	1973	(9,980.00)	0
36400			0	1987	1973	(15,826.00)	0
36400			0	1988	1973	(17,924.00)	0
36400			0	1989	1973	(15,982.00)	0

Charnas

AccountNumber	GroupNumber	CompanyNumber	TransactionCode	TransactionYear	InstallationYear	Amount	AdjustedTY
36400			0	1990	1973	(16,263.00)	0
36400			0	1991	1973	(49,495.00)	0
36400			0	1992	1973	(55,130.00)	0
36400			3	1993	1973	970.00	0
36400			0	1993	1973	(29,662.00)	0
36400			0	1994	1973	(58,551.00)	0
36400			0	1995	1973	(20,963.00)	0
36400			0	1996	1973	(37,148.00)	0
36400			0	1997	1973	(12,329.00)	0
36400			3	1998	1973	455.00	0
36400			0	1998	1973	(17,396.00)	0
36400			3	1999	1973	517.00	0
36400			0	1999	1973	(15,635.00)	0
36400			0	2000	1973	(10,594.00)	0
36400			0	2001	1973	(5,645.00)	0
36400			0	2002	1973	(1,343.00)	0
36400			0	2003	1973	(1,392.46)	0
36400			0	2004	1973	(68.27)	0
36400			0	2007	1973	(9,263.89)	0
36400			3	2008	1973	127,111.69	0
36400			0	2009	1973	(71,605.15)	0
36400			0	2010	1973	(22,231.71)	0
36400			0	2011	1973	(21,053.16)	0
36400			0	2011	1973	(476.69)	0
36400			8	2011	1973	1,933,328.36	0
36400			9	1974	1974	2,593,223.00	0
36400			0	1974	1974	(12,086.00)	0
36400			0	1975	1974	(17,169.00)	0
36400			0	1976	1974	(17,080.00)	0
36400			0	1977	1974	(10,435.00)	0
36400			0	1978	1974	(14,924.00)	0
36400			0	1979	1974	(13,121.00)	0
36400			0	1980	1974	(7,240.00)	0
36400			0	1981	1974	(11,942.00)	0
36400			0	1982	1974	(11,599.00)	0
36400			0	1983	1974	(10,301.00)	0
36400			0	1984	1974	(10,920.00)	0
36400			0	1985	1974	(11,767.00)	0
36400			0	1986	1974	(10,321.00)	0
36400			0	1987	1974	(25,437.00)	0
36400			0	1988	1974	(25,173.00)	0
36400			0	1989	1974	(26,499.00)	0
36400			0	1990	1974	(26,736.00)	0
36400			0	1991	1974	(56,228.00)	0
36400			0	1992	1974	(65,981.00)	0
36400			0	1993	1974	(38,960.00)	0
36400			0	1994	1974	(106,722.00)	0
36400			0	1995	1974	(33,118.00)	0
36400			3	1996	1974	3,952.00	0
36400			0	1996	1974	(48,491.00)	0
36400			3	1997	1974	1,059.00	0
36400			0	1997	1974	(16,739.00)	0
36400			3	1998	1974	4,814.00	0
36400			0	1998	1974	(12,371.00)	0
36400			3	1999	1974	19,690.00	0
36400			0	1999	1974	(14,567.00)	0
36400			0	2000	1974	(4,587.00)	0
36400			0	2001	1974	(4,714.00)	0
36400			0	2002	1974	(3,110.00)	0
36400			0	2003	1974	(2,994.14)	0

AccountNumber	GroupNumber	CompanyNumber	TransactionCode	TransactionYear	InstallationYear	Amount	AdjustedTY
36400			0	2004	1974	(448.48)	0
36400			0	2007	1974	(3,301.80)	0
36400			3	2008	1974	64,345.28	0
36400			0	2009	1974	(70,687.78)	0
36400			0	2010	1974	(16,966.30)	0
36400			0	2011	1974	(29,849.80)	0
36400			0	2011	1974	(1,476.12)	0
36400			8	2011	1974	1,893,020.86	0
36400			9	1975	1975	2,201,919.00	0
36400			0	1975	1975	(8,317.00)	0
36400			0	1976	1975	(15,380.00)	0
36400			0	1977	1975	(10,048.00)	0
36400			0	1978	1975	(21,730.00)	0
36400			0	1979	1975	(14,737.00)	0
36400			0	1980	1975	(15,437.00)	0
36400			0	1981	1975	(12,197.00)	0
36400			0	1982	1975	(12,043.00)	0
36400			0	1983	1975	(16,388.00)	0
36400			0	1984	1975	(14,092.00)	0
36400			0	1985	1975	(14,174.00)	0
36400			0	1986	1975	(26,048.00)	0
36400			0	1987	1975	(18,960.00)	0
36400			0	1988	1975	(22,774.00)	0
36400			0	1989	1975	(21,993.00)	0
36400			0	1990	1975	(25,250.00)	0
36400			0	1991	1975	(60,698.00)	0
36400			0	1992	1975	(49,992.00)	0
36400			3	1993	1975	359.00	0
36400			0	1993	1975	(40,646.00)	0
36400			0	1994	1975	(56,818.00)	0
36400			0	1995	1975	(44,256.00)	0
36400			3	1996	1975	6,797.00	0
36400			0	1996	1975	(51,264.00)	0
36400			0	1997	1975	(42,252.00)	0
36400			3	1998	1975	2,943.00	0
36400			0	1998	1975	(41,585.00)	0
36400			3	1999	1975	16,935.00	0
36400			0	1999	1975	(29,481.00)	0
36400			0	2000	1975	(20,084.00)	0
36400			0	2001	1975	(17,548.00)	0
36400			0	2002	1975	(2,811.00)	0
36400			0	2003	1975	(2,047.69)	0
36400			0	2004	1975	(2,453.09)	0
36400			0	2007	1975	(165.72)	0
36400			3	2008	1975	70,437.17	0
36400			0	2009	1975	(96,931.18)	0
36400			0	2010	1975	(8,668.03)	0
36400			0	2011	1975	(14,935.14)	0
36400			0	2011	1975	(301.66)	0
36400			8	2011	1975	1,446,884.66	0
36400			9	1976	1976	2,277,984.00	0
36400			0	1976	1976	(10,256.00)	0
36400			0	1977	1976	(16,819.00)	0
36400			0	1978	1976	(25,080.00)	0
36400			0	1979	1976	(8,731.00)	0
36400			0	1980	1976	(7,920.00)	0
36400			0	1981	1976	(10,519.00)	0
36400			0	1982	1976	(16,303.00)	0
36400			0	1983	1976	(12,688.00)	0
36400			0	1984	1976	(11,792.00)	0

Charnas

AccountNumber	GroupNumber	CompanyNumber	TransactionCode	TransactionYear	InstallationYear	Amount	AdjustedTY
36400			0	1985	1976	(11,561.00)	0
36400			0	1986	1976	(11,489.00)	0
36400			0	1987	1976	(12,304.00)	0
36400			0	1988	1976	(19,145.00)	0
36400			0	1989	1976	(16,413.00)	0
36400			0	1990	1976	(12,426.00)	0
36400			0	1991	1976	(54,379.00)	0
36400			0	1992	1976	(48,423.00)	0
36400			3	1993	1976	267.00	0
36400			0	1993	1976	(26,036.00)	0
36400			0	1994	1976	(66,227.00)	0
36400			0	1995	1976	(14,341.00)	0
36400			0	1996	1976	(28,021.00)	0
36400			0	1997	1976	(10,188.00)	0
36400			0	1998	1976	(4,211.00)	0
36400			3	1999	1976	9,864.00	0
36400			0	1999	1976	(4,164.00)	0
36400			0	2000	1976	(4,317.00)	0
36400			0	2001	1976	(4,340.00)	0
36400			0	2002	1976	(2,540.00)	0
36400			0	2003	1976	(1,016.30)	0
36400			0	2004	1976	(1,933.42)	0
36400			0	2007	1976	(1,795.76)	0
36400			3	2008	1976	23,353.67	0
36400			0	2009	1976	(59,852.22)	0
36400			0	2010	1976	(39,927.58)	0
36400			0	2011	1976	(20,364.15)	0
36400			0	2011	1976	(153.84)	0
36400			8	2011	1976	1,715,792.40	0
36400			9	1977	1977	2,516,880.00	0
36400			0	1977	1977	(7,293.00)	0
36400			0	1978	1977	(45,916.00)	0
36400			0	1979	1977	(10,845.00)	0
36400			0	1980	1977	(7,090.00)	0
36400			0	1981	1977	(11,124.00)	0
36400			0	1982	1977	(7,312.00)	0
36400			0	1983	1977	(5,767.00)	0
36400			0	1984	1977	(7,088.00)	0
36400			0	1985	1977	(12,724.00)	0
36400			0	1986	1977	(13,085.00)	0
36400			0	1987	1977	(14,923.00)	0
36400			0	1988	1977	(12,777.00)	0
36400			0	1989	1977	(11,217.00)	0
36400			0	1990	1977	(11,727.00)	0
36400			0	1991	1977	(53,729.00)	0
36400			0	1992	1977	(36,743.00)	0
36400			0	1993	1977	(24,923.00)	0
36400			0	1994	1977	(68,133.00)	0
36400			0	1995	1977	(26,966.00)	0
36400			0	1996	1977	(33,321.00)	0
36400			0	1997	1977	(24,349.00)	0
36400			0	1998	1977	(16,024.00)	0
36400			3	1999	1977	15,599.00	0
36400			0	1999	1977	(13,235.00)	0
36400			0	2000	1977	(9,436.00)	0
36400			0	2001	1977	(5,937.00)	0
36400			0	2002	1977	(635.00)	0
36400			0	2003	1977	(7,269.56)	0
36400			0	2004	1977	(2,348.61)	0
36400			0	2006	1977	(29.98)	0

Charnas

AccountNumber	GroupNumber	CompanyNumber	TransactionCode	TransactionYear	InstallationYear	Amount	AdjustedTY
36400			0	2007	1977	(688.92)	0
36400			3	2008	1977	14,030.84	0
36400			0	2009	1977	(53,369.75)	0
36400			0	2010	1977	(11,746.19)	0
36400			0	2011	1977	(57,244.99)	0
36400			0	2011	1977	(6,328.52)	0
36400			8	2011	1977	1,915,164.32	0
36400			9	1978	1978	2,590,640.00	0
36400			0	1978	1978	(11,506.00)	0
36400			0	1979	1978	(18,140.00)	0
36400			0	1980	1978	(18,965.00)	0
36400			0	1981	1978	(16,614.00)	0
36400			0	1982	1978	(13,741.00)	0
36400			0	1983	1978	(13,904.00)	0
36400			0	1984	1978	(11,420.00)	0
36400			0	1985	1978	(11,490.00)	0
36400			0	1986	1978	(15,250.00)	0
36400			0	1987	1978	(14,946.00)	0
36400			0	1988	1978	(21,297.00)	0
36400			0	1989	1978	(20,562.00)	0
36400			0	1990	1978	(19,824.00)	0
36400			0	1991	1978	(50,118.00)	0
36400			0	1992	1978	(77,022.00)	0
36400			3	1993	1978	1,876.00	0
36400			0	1993	1978	(52,683.00)	0
36400			0	1994	1978	(100,301.00)	0
36400			0	1995	1978	(30,358.00)	0
36400			0	1996	1978	(49,077.00)	0
36400			0	1997	1978	(23,099.00)	0
36400			0	1998	1978	(13,105.00)	0
36400			3	1999	1978	10,076.00	0
36400			0	1999	1978	(22,612.00)	0
36400			0	2000	1978	(17,272.00)	0
36400			0	2001	1978	(8,725.00)	0
36400			0	2002	1978	(2,705.00)	0
36400			0	2003	1978	(2,075.16)	0
36400			0	2004	1978	(1,263.16)	0
36400			0	2007	1978	(6,074.90)	0
36400			3	2008	1978	29,675.57	0
36400			0	2009	1978	(37,861.19)	0
36400			0	2010	1978	(11,568.44)	0
36400			0	2011	1978	(19,332.63)	0
36400			0	2011	1978	(668.89)	0
36400			8	2011	1978	1,898,687.20	0
36400			9	1979	1979	3,351,039.00	0
36400			0	1979	1979	(12,798.00)	0
36400			0	1980	1979	(22,201.00)	0
36400			0	1981	1979	(14,098.00)	0
36400			0	1982	1979	(10,164.00)	0
36400			0	1983	1979	(15,718.00)	0
36400			0	1984	1979	(11,983.00)	0
36400			0	1985	1979	(18,206.00)	0
36400			0	1986	1979	(27,375.00)	0
36400			0	1987	1979	(28,827.00)	0
36400			0	1988	1979	(20,004.00)	0
36400			0	1989	1979	(17,136.00)	0
36400			0	1990	1979	(22,635.00)	0
36400			0	1991	1979	(72,577.00)	0
36400			0	1992	1979	(74,171.00)	0
36400			0	1993	1979	(38,622.00)	0

Charnas

AccountNumber	GroupNumber	CompanyNumber	TransactionCode	TransactionYear	InstallationYear	Amount	AdjustedTY
36400			0	1994	1979	(158,888.00)	0
36400			0	1995	1979	(30,827.00)	0
36400			0	1996	1979	(44,045.00)	0
36400			0	1997	1979	(15,296.00)	0
36400			3	1998	1979	427.00	0
36400			0	1998	1979	(15,684.00)	0
36400			3	1999	1979	16,581.00	0
36400			0	1999	1979	(10,022.00)	0
36400			0	2000	1979	(8,967.00)	0
36400			0	2001	1979	(11,041.00)	0
36400			0	2002	1979	(1,048.00)	0
36400			0	2003	1979	(2,057.54)	0
36400			0	2004	1979	(2,307.21)	0
36400			0	2006	1979	(253.65)	0
36400			0	2007	1979	(2,620.64)	0
36400			3	2008	1979	70,567.07	0
36400			0	2009	1979	(65,528.90)	0
36400			0	2010	1979	(20,796.49)	0
36400			0	2011	1979	(20,866.39)	0
36400			0	2011	1979	(105.74)	0
36400			8	2011	1979	2,621,744.51	0
36400			9	1980	1980	3,678,530.00	0
36400			0	1980	1980	(6,178.00)	0
36400			0	1981	1980	(15,574.00)	0
36400			0	1982	1980	(13,355.00)	0
36400			0	1983	1980	(17,901.00)	0
36400			0	1984	1980	(14,342.00)	0
36400			0	1985	1980	(12,851.00)	0
36400			0	1986	1980	(34,135.00)	0
36400			0	1987	1980	(17,030.00)	0
36400			0	1988	1980	(26,517.00)	0
36400			0	1989	1980	(22,518.00)	0
36400			0	1990	1980	(30,165.00)	0
36400			0	1991	1980	(51,683.00)	0
36400			0	1992	1980	(81,529.00)	0
36400			0	1993	1980	(51,314.00)	0
36400			0	1994	1980	(92,895.00)	0
36400			0	1995	1980	(60,129.00)	0
36400			0	1996	1980	(86,047.00)	0
36400			0	1997	1980	(39,661.00)	0
36400			3	1998	1980	2,614.00	0
36400			0	1998	1980	(43,848.00)	0
36400			3	1999	1980	31,527.00	0
36400			0	1999	1980	(65,949.00)	0
36400			0	2000	1980	(53,963.00)	0
36400			0	2001	1980	(26,974.00)	0
36400			0	2002	1980	(10,869.00)	0
36400			0	2003	1980	(19,151.57)	0
36400			0	2004	1980	(12,138.84)	0
36400			0	2006	1980	(153.95)	0
36400			0	2007	1980	(4,044.47)	0
36400			3	2008	1980	58,607.61	0
36400			0	2009	1980	(55,115.38)	0
36400			0	2010	1980	(21,152.44)	0
36400			0	2011	1980	(30,094.24)	0
36400			0	2011	1980	(1,974.97)	0
36400			8	2011	1980	2,752,025.75	0
36400			9	1981	1981	3,274,542.00	0
36400			0	1981	1981	(7,796.00)	0
36400			0	1982	1981	(13,321.00)	0

Charnas

AccountNumber	GroupNumber	CompanyNumber	TransactionCode	TransactionYear	InstallationYear	Amount	AdjustedTY
36400			0	1983	1981	(11,699.00)	0
36400			0	1984	1981	(9,218.00)	0
36400			0	1985	1981	(17,616.00)	0
36400			0	1986	1981	(13,049.00)	0
36400			0	1987	1981	(19,490.00)	0
36400			0	1988	1981	(16,961.00)	0
36400			0	1989	1981	(19,533.00)	0
36400			0	1990	1981	(22,716.00)	0
36400			0	1991	1981	(52,144.00)	0
36400			0	1992	1981	(56,002.00)	0
36400			0	1993	1981	(24,478.00)	0
36400			0	1994	1981	(46,189.00)	0
36400			0	1995	1981	(22,005.00)	0
36400			3	1996	1981	7,428.00	0
36400			0	1996	1981	(32,447.00)	0
36400			0	1997	1981	(10,364.00)	0
36400			3	1998	1981	203,079.00	0
36400			0	1998	1981	(9,042.00)	0
36400			3	1999	1981	42,499.00	0
36400			0	1999	1981	(8,355.00)	0
36400			0	2000	1981	(10,153.00)	0
36400			0	2001	1981	(6,069.00)	0
36400			0	2002	1981	(5,047.00)	0
36400			0	2003	1981	(8,536.23)	0
36400			0	2004	1981	(3,384.91)	0
36400			0	2007	1981	(5,945.90)	0
36400			3	2008	1981	169,734.81	0
36400			0	2009	1981	(102,264.89)	0
36400			0	2010	1981	(32,443.09)	0
36400			0	2011	1981	(40,802.83)	0
36400			0	2011	1981	(938.59)	0
36400			8	2011	1981	3,069,272.37	0
36400			9	1982	1982	3,822,929.00	0
36400			0	1982	1982	(12,484.00)	0
36400			0	1983	1982	(32,717.00)	0
36400			0	1984	1982	(16,580.00)	0
36400			0	1985	1982	(6,867.00)	0
36400			0	1986	1982	(31,658.00)	0
36400			0	1987	1982	(13,463.00)	0
36400			0	1988	1982	(20,567.00)	0
36400			0	1989	1982	(18,983.00)	0
36400			0	1990	1982	(24,498.00)	0
36400			0	1991	1982	(68,937.00)	0
36400			0	1992	1982	(60,283.00)	0
36400			0	1993	1982	(30,572.00)	0
36400			0	1994	1982	(56,336.00)	0
36400			0	1995	1982	(28,267.00)	0
36400			0	1996	1982	(52,508.00)	0
36400			3	1997	1982	(92.00)	0
36400			0	1997	1982	(10,764.00)	0
36400			3	1998	1982	108,204.00	0
36400			0	1998	1982	(10,027.00)	0
36400			3	1999	1982	16,679.00	0
36400			0	1999	1982	(12,780.00)	0
36400			0	2000	1982	(18,182.00)	0
36400			0	2001	1982	(14,505.00)	0
36400			0	2002	1982	(5,803.00)	0
36400			0	2003	1982	(6,517.75)	0
36400			0	2004	1982	(5,419.64)	0
36400			0	2007	1982	(1,441.71)	0

Charnas

AccountNumber	GroupNumber	CompanyNumber	TransactionCode	TransactionYear	InstallationYear	Amount	AdjustedTY
36400			3	2008	1982	68,563.12	0
36400			0	2009	1982	(129,042.11)	0
36400			0	2010	1982	(18,946.07)	0
36400			0	2011	1982	(34,476.99)	0
36400			0	2011	1982	(3,693.68)	0
36400			8	2011	1982	3,269,964.17	0
36400			9	1983	1983	4,558,915.00	0
36400			0	1984	1983	(20,823.00)	0
36400			0	1985	1983	(19,904.00)	0
36400			0	1986	1983	(21,816.00)	0
36400			0	1987	1983	(34,378.00)	0
36400			0	1988	1983	(16,916.00)	0
36400			0	1989	1983	(22,731.00)	0
36400			0	1990	1983	(25,642.00)	0
36400			0	1991	1983	(81,792.00)	0
36400			0	1992	1983	(84,635.00)	0
36400			3	1993	1983	1,111.00	0
36400			0	1993	1983	(42,974.00)	0
36400			0	1994	1983	(73,684.00)	0
36400			0	1995	1983	(29,360.00)	0
36400			3	1996	1983	883.00	0
36400			0	1996	1983	(44,544.00)	0
36400			0	1997	1983	(8,441.00)	0
36400			3	1998	1983	501.00	0
36400			0	1998	1983	(9,913.00)	0
36400			3	1999	1983	16,752.00	0
36400			0	1999	1983	(12,804.00)	0
36400			0	2000	1983	(13,328.00)	0
36400			0	2001	1983	(10,697.00)	0
36400			0	2002	1983	(3,472.00)	0
36400			0	2003	1983	(5,111.19)	0
36400			0	2004	1983	(3,164.07)	0
36400			0	2007	1983	(2,291.16)	0
36400			3	2008	1983	48,741.68	0
36400			0	2009	1983	(131,827.66)	0
36400			0	2010	1983	(56,146.36)	0
36400			0	2011	1983	(81,267.29)	0
36400			0	2011	1983	(3,733.06)	0
36400			8	2011	1983	3,765,508.89	0
36400			9	1984	1984	3,781,618.00	0
36400			0	1984	1984	(743.00)	0
36400			0	1985	1984	(36,162.00)	0
36400			0	1986	1984	(19,125.00)	0
36400			0	1987	1984	(18,952.00)	0
36400			0	1988	1984	(18,632.00)	0
36400			0	1989	1984	(36,868.00)	0
36400			0	1990	1984	(10,155.00)	0
36400			0	1991	1984	(55,080.00)	0
36400			0	1992	1984	(76,906.00)	0
36400			0	1993	1984	(32,618.00)	0
36400			0	1994	1984	(79,538.00)	0
36400			0	1995	1984	(32,500.00)	0
36400			0	1996	1984	(47,498.00)	0
36400			0	1997	1984	(23,812.00)	0
36400			3	1998	1984	1,438.00	0
36400			0	1998	1984	(9,685.00)	0
36400			3	1999	1984	4,841.00	0
36400			0	1999	1984	(13,576.00)	0
36400			0	2000	1984	(23,397.00)	0
36400			0	2001	1984	(7,158.00)	0

Charnas

AccountNumber	GroupNumber	CompanyNumber	TransactionCode	TransactionYear	InstallationYear	Amount	AdjustedTY
36400			0	2002	1984	(4,997.00)	0
36400			0	2003	1984	(3,176.58)	0
36400			0	2004	1984	(8,522.54)	0
36400			0	2006	1984	(1,396.12)	0
36400			0	2007	1984	(1,060.95)	0
36400			3	2008	1984	31,132.77	0
36400			0	2009	1984	(64,038.64)	0
36400			0	2010	1984	(27,605.13)	0
36400			0	2011	1984	(26,653.72)	0
36400			0	2011	1984	(668.64)	0
36400			8	2011	1984	3,138,505.45	0
36400			9	1985	1985	4,311,146.00	0
36400			0	1986	1985	(63,991.00)	0
36400			0	1987	1985	(42,064.00)	0
36400			0	1988	1985	(38,840.00)	0
36400			0	1989	1985	(28,965.00)	0
36400			0	1990	1985	(26,380.00)	0
36400			0	1991	1985	(86,676.00)	0
36400			0	1992	1985	(69,447.00)	0
36400			0	1993	1985	(51,892.00)	0
36400			0	1994	1985	(120,724.00)	0
36400			0	1995	1985	(40,805.00)	0
36400			0	1996	1985	(81,506.00)	0
36400			0	1997	1985	(38,526.00)	0
36400			3	1998	1985	3,094.00	0
36400			0	1998	1985	(43,314.00)	0
36400			3	1999	1985	13,907.00	0
36400			0	1999	1985	(40,120.00)	0
36400			0	2000	1985	(49,595.00)	0
36400			0	2001	1985	(26,612.00)	0
36400			0	2002	1985	(15,085.00)	0
36400			0	2003	1985	(17,227.85)	0
36400			0	2004	1985	(7,772.62)	0
36400			0	2006	1985	(37.27)	0
36400			0	2007	1985	(7,231.25)	0
36400			3	2008	1985	117,774.71	0
36400			0	2009	1985	(45,564.20)	0
36400			0	2010	1985	(15,320.67)	0
36400			0	2011	1985	(29,291.17)	0
36400			0	2011	1985	(650.97)	0
36400			8	2011	1985	3,458,283.71	0
36400			9	1986	1986	5,255,441.00	0
36400			0	1986	1986	(7,347.00)	0
36400			0	1987	1986	(70,371.00)	0
36400			0	1988	1986	(52,611.00)	0
36400			0	1989	1986	(40,356.00)	0
36400			0	1990	1986	(16,571.00)	0
36400			0	1991	1986	(70,276.00)	0
36400			0	1992	1986	(62,963.00)	0
36400			3	1993	1986	10,461.00	0
36400			0	1993	1986	(56,348.00)	0
36400			0	1994	1986	(85,529.00)	0
36400			0	1995	1986	(26,859.00)	0
36400			0	1996	1986	(58,676.00)	0
36400			0	1997	1986	(20,182.00)	0
36400			0	1998	1986	(14,311.00)	0
36400			3	1999	1986	874.00	0
36400			0	1999	1986	(13,974.00)	0
36400			0	2000	1986	(22,229.00)	0
36400			0	2001	1986	(8,072.00)	0

Charnas

AccountNumber	GroupNumber	CompanyNumber	TransactionCode	TransactionYear	InstallationYear	Amount	AdjustedTY
36400			0	2002	1986	(3,089.00)	0
36400			0	2003	1986	(7,347.66)	0
36400			0	2004	1986	(4,317.05)	0
36400			0	2007	1986	(3,437.98)	0
36400			3	2008	1986	119,001.11	0
36400			0	2009	1986	(70,545.75)	0
36400			0	2010	1986	(21,383.74)	0
36400			0	2011	1986	(31,898.55)	0
36400			0	2011	1986	(2,124.04)	0
36400			8	2011	1986	4,614,958.34	0
36400			9	1987	1987	5,379,278.00	0
36400			0	1988	1987	(42,580.00)	0
36400			0	1989	1987	(33,869.00)	0
36400			0	1990	1987	(26,657.00)	0
36400			0	1991	1987	(79,273.00)	0
36400			0	1992	1987	(97,528.00)	0
36400			3	1993	1987	1,267.00	0
36400			0	1993	1987	(38,389.00)	0
36400			0	1994	1987	(90,000.00)	0
36400			0	1995	1987	(35,032.00)	0
36400			3	1996	1987	447.00	0
36400			0	1996	1987	(86,354.00)	0
36400			3	1997	1987	(447.00)	0
36400			0	1997	1987	(22,941.00)	0
36400			0	1998	1987	(13,035.00)	0
36400			3	1999	1987	35,960.00	0
36400			0	1999	1987	(20,171.00)	0
36400			0	2000	1987	(18,176.00)	0
36400			0	2001	1987	(6,461.00)	0
36400			0	2002	1987	(5,074.00)	0
36400			0	2003	1987	(1,252.83)	0
36400			0	2004	1987	(4,809.25)	0
36400			0	2006	1987	(8,222.67)	0
36400			0	2007	1987	(11,178.48)	0
36400			3	2008	1987	309,072.60	0
36400			0	2009	1987	(111,316.62)	0
36400			0	2010	1987	(21,839.63)	0
36400			0	2011	1987	(39,467.92)	0
36400			0	2011	1987	(1,425.93)	0
36400			8	2011	1987	4,910,524.27	0
36400			9	1988	1988	5,935,419.00	0
36400			0	1988	1988	(13,790.00)	0
36400			0	1989	1988	(36,071.00)	0
36400			0	1990	1988	(49,103.00)	0
36400			0	1991	1988	(92,601.00)	0
36400			0	1992	1988	(87,914.00)	0
36400			0	1993	1988	(73,026.00)	0
36400			0	1994	1988	(141,728.00)	0
36400			0	1995	1988	(68,039.00)	0
36400			3	1996	1988	(447.00)	0
36400			0	1996	1988	(143,143.00)	0
36400			3	1997	1988	538.00	0
36400			0	1997	1988	(28,187.00)	0
36400			3	1998	1988	3,663.00	0
36400			0	1998	1988	(24,502.00)	0
36400			3	1999	1988	29,612.00	0
36400			0	1999	1988	(41,340.00)	0
36400			0	2000	1988	(54,025.00)	0
36400			0	2001	1988	(18,199.00)	0
36400			0	2002	1988	(19,631.00)	0

AccountNumber	GroupNumber	CompanyNumber	TransactionCode	TransactionYear	InstallationYear	Amount	AdjustedTY
36400			0	2003	1988	(15,421.18)	0
36400			0	2004	1988	(11,275.43)	0
36400			0	2007	1988	(15,126.36)	0
36400			3	2008	1988	53,794.23	0
36400			0	2009	1988	(89,145.92)	0
36400			0	2010	1988	(43,188.68)	0
36400			0	2011	1988	(54,007.48)	0
36400			0	2011	1988	(1,940.90)	0
36400			8	2011	1988	4,901,174.28	0
36400			9	1989	1989	5,888,777.00	0
36400			0	1989	1989	(17,161.00)	0
36400			0	1990	1989	(41,954.00)	0
36400			0	1991	1989	(95,265.00)	0
36400			0	1992	1989	(98,656.00)	0
36400			0	1993	1989	(45,880.00)	0
36400			0	1994	1989	(106,497.00)	0
36400			0	1995	1989	(39,333.00)	0
36400			3	1996	1989	5,385.00	0
36400			0	1996	1989	(78,545.00)	0
36400			0	1997	1989	(16,905.00)	0
36400			3	1998	1989	2,001.00	0
36400			0	1998	1989	(27,114.00)	0
36400			3	1999	1989	84,472.00	0
36400			0	1999	1989	(14,907.00)	0
36400			0	2000	1989	(14,931.00)	0
36400			0	2001	1989	(6,224.00)	0
36400			0	2002	1989	(7,219.00)	0
36400			0	2003	1989	(4,991.24)	0
36400			0	2004	1989	(5,928.13)	0
36400			0	2006	1989	(600.76)	0
36400			0	2007	1989	(5,861.17)	0
36400			3	2008	1989	35,306.31	0
36400			0	2009	1989	(104,975.96)	0
36400			0	2010	1989	(27,017.47)	0
36400			0	2011	1989	(40,210.60)	0
36400			0	2011	1989	(978.89)	0
36400			8	2011	1989	5,214,786.09	0
36400			9	1990	1990	6,086,605.00	0
36400			0	1990	1990	(26,684.00)	0
36400			0	1991	1990	(76,809.00)	0
36400			0	1992	1990	(85,147.00)	0
36400			0	1993	1990	(52,373.00)	0
36400			0	1994	1990	(108,044.00)	0
36400			0	1995	1990	(69,329.00)	0
36400			3	1996	1990	3,021.00	0
36400			0	1996	1990	(101,610.00)	0
36400			3	1997	1990	(5.00)	0
36400			0	1997	1990	(25,204.00)	0
36400			3	1998	1990	2,805.00	0
36400			0	1998	1990	(33,870.00)	0
36400			3	1999	1990	33,875.00	0
36400			0	1999	1990	(22,991.00)	0
36400			0	2000	1990	(37,369.00)	0
36400			0	2001	1990	(59,332.00)	0
36400			0	2002	1990	(23,983.00)	0
36400			0	2003	1990	(11,747.58)	0
36400			0	2004	1990	(20,852.85)	0
36400			0	2006	1990	(18.55)	0
36400			0	2007	1990	(10,126.91)	0
36400			3	2008	1990	49,938.90	0

AccountNumber	GroupNumber	CompanyNumber	TransactionCode	TransactionYear	InstallationYear	Amount	AdjustedTY
36400			0	2009	1990	(123,275.35)	0
36400			0	2010	1990	(19,437.59)	0
36400			0	2011	1990	(30,639.44)	0
36400			0	2011	1990	(1,175.82)	0
36400			8	2011	1990	5,236,220.81	0
36400			9	1991	1991	5,699,080.00	0
36400			0	1991	1991	(23,662.00)	0
36400			0	1992	1991	(70,035.00)	0
36400			3	1993	1991	675.00	0
36400			0	1993	1991	(32,998.00)	0
36400			0	1994	1991	(76,088.00)	0
36400			0	1995	1991	(45,470.00)	0
36400			0	1996	1991	(101,942.00)	0
36400			0	1997	1991	(15,325.00)	0
36400			0	1998	1991	(23,142.00)	0
36400			3	1999	1991	7,290.00	0
36400			0	1999	1991	(8,756.00)	0
36400			0	2000	1991	(4,312.00)	0
36400			0	2001	1991	(3,953.00)	0
36400			0	2002	1991	(7,609.00)	0
36400			0	2003	1991	(4,343.71)	0
36400			0	2004	1991	(4,330.99)	0
36400			0	2007	1991	(6,233.02)	0
36400			3	2008	1991	126,070.44	0
36400			0	2009	1991	(88,028.06)	0
36400			0	2010	1991	(48,619.57)	0
36400			0	2011	1991	(54,702.95)	0
36400			0	2011	1991	(2,243.07)	0
36400			8	2011	1991	5,211,322.07	0
36400			9	1992	1992	7,077,220.00	0
36400			0	1992	1992	(35,013.00)	0
36400			3	1993	1992	1,054.00	0
36400			0	1993	1992	(67,314.00)	0
36400			0	1994	1992	(48,053.00)	0
36400			0	1995	1992	(55,835.00)	0
36400			0	1996	1992	(90,038.00)	0
36400			0	1997	1992	(26,301.00)	0
36400			3	1998	1992	140,809.00	0
36400			0	1998	1992	(14,383.00)	0
36400			3	1999	1992	16,198.00	0
36400			0	1999	1992	(12,399.00)	0
36400			0	2000	1992	(15,974.00)	0
36400			0	2001	1992	(5,279.00)	0
36400			0	2002	1992	(12,463.00)	0
36400			0	2003	1992	(5,128.15)	0
36400			0	2004	1992	(4,331.75)	0
36400			0	2007	1992	(1,280.79)	0
36400			3	2008	1992	34,100.42	0
36400			0	2009	1992	(80,242.70)	0
36400			0	2010	1992	(26,010.47)	0
36400			0	2011	1992	(35,304.35)	0
36400			0	2011	1992	(5,060.74)	0
36400			8	2011	1992	6,728,970.47	0
36400			9	1993	1993	7,171,079.00	0
36400			0	1993	1993	(39,229.00)	0
36400			0	1994	1993	(65,930.00)	0
36400			0	1995	1993	(60,331.00)	0
36400			0	1996	1993	(130,352.00)	0
36400			3	1997	1993	24.00	0
36400			0	1997	1993	(16,141.00)	0

Charnas

AccountNumber	GroupNumber	CompanyNumber	TransactionCode	TransactionYear	InstallationYear	Amount	AdjustedTY
36400			3	1998	1993	2,275.00	0
36400			0	1998	1993	(19,596.00)	0
36400			3	1999	1993	17,544.00	0
36400			0	1999	1993	(17,960.00)	0
36400			0	2000	1993	(12,702.00)	0
36400			0	2001	1993	(8,399.00)	0
36400			0	2002	1993	(12,131.00)	0
36400			0	2003	1993	(4,855.80)	0
36400			0	2004	1993	(10,235.38)	0
36400			0	2006	1993	(1,668.44)	0
36400			0	2007	1993	(23,210.35)	0
36400			3	2008	1993	79,702.35	0
36400			0	2009	1993	(80,809.12)	0
36400			0	2010	1993	(35,345.55)	0
36400			0	2011	1993	(57,651.78)	0
36400			0	2011	1993	(3,153.02)	0
36400			8	2011	1993	6,670,923.91	0
36400			9	1994	1994	8,624,807.00	0
36400			0	1994	1994	(33,681.00)	0
36400			0	1995	1994	(65,543.00)	0
36400			0	1996	1994	(112,850.00)	0
36400			3	1997	1994	5.00	0
36400			0	1997	1994	(37,022.00)	0
36400			3	1998	1994	701.00	0
36400			0	1998	1994	(17,695.00)	0
36400			3	1999	1994	2,971.00	0
36400			0	1999	1994	(21,876.00)	0
36400			0	2000	1994	(14,285.00)	0
36400			0	2001	1994	(8,432.00)	0
36400			0	2002	1994	(15,341.00)	0
36400			0	2003	1994	(7,749.68)	0
36400			0	2004	1994	(11,394.36)	0
36400			0	2007	1994	(10,517.84)	0
36400			3	2008	1994	334,663.16	0
36400			0	2008	1994	(828.45)	0
36400			0	2009	1994	(93,962.94)	0
36400			0	2010	1994	(37,379.87)	0
36400			0	2011	1994	(52,015.29)	0
36400			0	2011	1994	(4,151.14)	0
36400			8	2011	1994	8,418,422.59	0
36400			9	1995	1995	9,389,344.00	0
36400			0	1995	1995	(21,631.00)	0
36400			0	1996	1995	(58,816.00)	0
36400			3	1997	1995	(13.00)	0
36400			0	1997	1995	(42,877.00)	0
36400			3	1998	1995	(370.00)	0
36400			0	1998	1995	(30,528.00)	0
36400			3	1999	1995	67,584.00	0
36400			0	1999	1995	(25,258.00)	0
36400			0	2000	1995	(32,655.00)	0
36400			0	2001	1995	(28,281.00)	0
36400			0	2002	1995	(30,168.00)	0
36400			0	2003	1995	(7,742.62)	0
36400			0	2004	1995	(15,797.74)	0
36400			0	2006	1995	(321.19)	0
36400			0	2007	1995	(5,758.43)	0
36400			3	2008	1995	213,089.40	0
36400			0	2009	1995	(105,462.51)	0
36400			0	2010	1995	(44,362.33)	0
36400			0	2011	1995	(64,643.14)	0

Charnas

AccountNumber	GroupNumber	CompanyNumber	TransactionCode	TransactionYear	InstallationYear	Amount	AdjustedTY
36400			0	2011	1995	(4,892.91)	0
36400			8	2011	1995	9,150,439.53	0
36400			9	1996	1996	8,304,890.00	0
36400			0	1996	1996	(29,790.00)	0
36400			3	1997	1996	13.00	0
36400			0	1997	1996	(51,831.00)	0
36400			3	1998	1996	(449.00)	0
36400			0	1998	1996	(44,238.00)	0
36400			3	1999	1996	4,184.00	0
36400			0	1999	1996	(18,799.00)	0
36400			0	2000	1996	(11,510.00)	0
36400			0	2001	1996	(7,212.00)	0
36400			0	2002	1996	(12,755.00)	0
36400			0	2003	1996	(4,788.39)	0
36400			0	2004	1996	(3,450.05)	0
36400			0	2007	1996	(6,413.72)	0
36400			3	2008	1996	28,936.81	0
36400			0	2009	1996	(84,060.67)	0
36400			0	2010	1996	(35,345.59)	0
36400			0	2011	1996	(48,312.09)	0
36400			0	2011	1996	(967.67)	0
36400			8	2011	1996	7,978,101.63	0
36400			9	1997	1997	9,109,165.00	0
36400			0	1997	1997	(28,604.00)	0
36400			3	1998	1997	6,868.00	0
36400			0	1998	1997	(81,295.00)	0
36400			3	1999	1997	26,153.00	0
36400			0	1999	1997	(42,215.00)	0
36400			0	2000	1997	(18,180.00)	0
36400			0	2001	1997	(10,100.00)	0
36400			0	2002	1997	(9,248.00)	0
36400			0	2003	1997	(11,891.68)	0
36400			0	2004	1997	(2,659.86)	0
36400			0	2006	1997	(3,602.41)	0
36400			0	2007	1997	(429.30)	0
36400			3	2008	1997	160,505.27	0
36400			0	2009	1997	(97,359.03)	0
36400			0	2010	1997	(35,077.87)	0
36400			0	2011	1997	(49,632.95)	0
36400			0	2011	1997	(779.13)	0
36400			8	2011	1997	8,911,617.04	0
36400			9	1998	1998	7,885,684.00	0
36400			3	1998	1998	72.00	0
36400			0	1998	1998	(25,347.00)	0
36400			3	1999	1998	37,942.00	0
36400			0	1999	1998	(60,222.00)	0
36400			0	2000	1998	(22,677.00)	0
36400			0	2001	1998	(16,328.00)	0
36400			0	2002	1998	(10,000.00)	0
36400			0	2003	1998	(5,583.91)	0
36400			0	2004	1998	(6,420.08)	0
36400			0	2007	1998	(10,093.27)	0
36400			3	2008	1998	142,276.37	0
36400			0	2009	1998	(53,873.93)	0
36400			0	2010	1998	(25,057.45)	0
36400			0	2011	1998	(42,903.86)	0
36400			0	2011	1998	(1,436.09)	0
36400			8	2011	1998	7,786,031.78	0
36400			9	1999	1999	7,750,293.00	0
36400			0	1999	1999	(14,845.00)	0

Charnas

AccountNumber	GroupNumber	CompanyNumber	TransactionCode	TransactionYear	InstallationYear	Amount	AdjustedTY
36400			0	2000	1999	(114,859.00)	0
36400			0	2001	1999	(77,083.00)	0
36400			0	2002	1999	(9,665.00)	0
36400			0	2003	1999	(18,162.77)	0
36400			0	2004	1999	(7,221.16)	0
36400			0	2007	1999	(14,194.86)	0
36400			3	2008	1999	86,972.83	0
36400			0	2009	1999	(30,542.60)	0
36400			0	2010	1999	(17,784.22)	0
36400			0	2011	1999	(16,684.10)	0
36400			0	2011	1999	(2,309.51)	0
36400			8	2011	1999	7,513,914.61	0
36400			9	2000	2000	7,549,536.00	0
36400			0	2000	2000	(34,951.00)	0
36400			0	2001	2000	(112,523.00)	0
36400			0	2002	2000	(17,393.00)	0
36400			0	2003	2000	(23,175.73)	0
36400			0	2004	2000	(1,461.53)	0
36400			0	2007	2000	(28,583.10)	0
36400			3	2008	2000	37,805.84	0
36400			0	2009	2000	(63,884.38)	0
36400			3	2010	2000	(45.65)	0
36400			3	2010	2000	(2,439.26)	0
36400			3	2010	2000	(36,622.64)	0
36400			0	2010	2000	(32,969.53)	0
36400			0	2011	2000	(42,183.98)	0
36400			0	2011	2000	(268.43)	0
36400			8	2011	2000	7,190,840.61	0
36400			9	2001	2001	6,446,348.00	0
36400			0	2001	2001	(61,429.00)	0
36400			0	2002	2001	(10,474.00)	0
36400			0	2003	2001	(15,764.29)	0
36400			0	2004	2001	(4,390.08)	0
36400			0	2006	2001	(533.43)	0
36400			0	2007	2001	(6,437.27)	0
36400			3	2008	2001	70,201.93	0
36400			0	2008	2001	(3,781.92)	0
36400			0	2009	2001	(46,455.17)	0
36400			0	2010	2001	(17,165.16)	0
36400			0	2011	2001	(25,521.11)	0
36400			0	2011	2001	(90.59)	0
36400			8	2011	2001	6,324,507.91	0
36400			9	2002	2002	6,801,992.00	0
36400			0	2002	2002	(1,536.00)	0
36400			0	2003	2002	(15,431.17)	0
36400			0	2004	2002	(887.71)	0
36400			3	2008	2002	505,874.72	0
36400			3	2009	2002	164,166.24	0
36400			0	2009	2002	(42,017.10)	0
36400			0	2010	2002	(18,184.09)	0
36400			0	2011	2002	(39,872.77)	0
36400			0	2011	2002	(1,852.87)	0
36400			8	2011	2002	7,352,251.25	0
36400			9	2003	2003	10,743,147.70	0
36400			3	2003	2003	40,975.43	0
36400			0	2003	2003	(1,503.66)	0
36400			0	2004	2003	(3,677.17)	0
36400			0	2006	2003	(1,209.42)	0
36400			3	2008	2003	127,884.33	0
36400			3	2009	2003	46,578.08	0

AccountNumber	GroupNumber	CompanyNumber	TransactionCode	TransactionYear	InstallationYear	Amount	AdjustedTY
36400			0	2009	2003	(74,794.88)	0
36400			0	2010	2003	(149,001.10)	0
36400			0	2011	2003	(55,339.29)	0
36400			0	2011	2003	(95.10)	0
36400			8	2011	2003	10,672,964.92	0
36400			9	2004	2004	4,631,946.91	0
36400			3	2004	2004	(5,830.45)	0
36400			3	2008	2004	47,542.99	0
36400			0	2009	2004	(74,249.51)	0
36400			0	2010	2004	(32,703.08)	0
36400			0	2011	2004	(36,997.23)	0
36400			0	2011	2004	(1,781.76)	0
36400			8	2011	2004	4,527,927.87	0
36400			9	2005	2005	5,056,422.51	0
36400			3	2008	2005	(35,505.70)	0
36400			0	2009	2005	(2,269.25)	0
36400			0	2010	2005	(2,029.73)	0
36400			0	2011	2005	(1,645.79)	0
36400			8	2011	2005	5,014,972.04	0
36400			9	2006	2006	6,373,082.78	0
36400			3	2008	2006	(74,348.26)	0
36400			0	2009	2006	(1,144.46)	0
36400			0	2011	2006	(2,030.59)	0
36400			8	2011	2006	6,295,559.47	0
36400			9	2007	2007	446,809.33	0
36400			3	2007	2007	4,084,402.93	0
36400			3	2008	2007	(217,646.58)	0
36400			0	2009	2007	(8,677.99)	0
36400			0	2010	2007	(3,456.60)	0
36400			0	2011	2007	(16,548.24)	0
36400			0	2011	2007	(764.39)	0
36400			8	2011	2007	4,284,118.46	0
36400			9	2008	2008	18,427,189.79	0
36400			9	2008	2008	31,571,412.38	0
36400			3	2008	2008	(7,445.82)	0
36400			9	2009	2008	(17,241,782.88)	0
36400			3	2009	2008	3,798.06	0
36400			0	2009	2008	(2,322.75)	0
36400			9	2010	2008	(3,555,196.69)	0
36400			0	2010	2008	(3,300.86)	0
36400			9	2011	2008	(5,730,269.38)	0
36400			0	2011	2008	(0.04)	0
36400			0	2011	2008	(11,956.17)	0
36400			9	2011	2008	5,397.51	0
36400			8	2011	2008	23,455,523.15	0
36400			9	2009	2009	33,309,319.63	0
36400			0	2009	2009	(7,335.32)	0
36400			0	2010	2009	(10,687.66)	0
36400			0	2011	2009	(0.03)	0
36400			0	2011	2009	(12,466.15)	0
36400			8	2011	2009	33,278,830.47	0
36400			9	2010	2010	15,418,057.65	0
36400			3	2010	2010	39,107.55	0
36400			0	2011	2010	(180.24)	0
36400			9	2011	2010	(88,363.41)	0
36400			9	2011	2010	(586,789.19)	0
36400			8	2011	2010	14,781,832.36	0
36400			9	2011	2011	17,757,139.19	0
36400			0	2011	2011	(33,500.00)	0
36400			9	2011	2011	1,480,438.00	0

AccountNumber	GroupNumber	CompanyNumber	TransactionCode	TransactionYear	InstallationYear	Amount	AdjustedTY
36400			9	2011	2011	2,100,680.08	0
36400			8	2011	2011	21,304,757.27	0
36500			9	1929	1929	2,027.00	0
36500			0	1962	1929	(2,027.00)	0
36500			9	1930	1930	125,470.00	0
36500			0	1962	1930	(110,371.00)	0
36500			0	1963	1930	(15,099.00)	0
36500			9	1931	1931	106,430.00	0
36500			0	1963	1931	(104,136.00)	0
36500			0	1964	1931	(2,294.00)	0
36500			9	1932	1932	48,645.00	0
36500			0	1964	1932	(48,645.00)	0
36500			9	1933	1933	57,164.00	0
36500			0	1964	1933	(57,164.00)	0
36500			9	1934	1934	54,961.00	0
36500			0	1964	1934	(54,961.00)	0
36500			9	1935	1935	80,704.00	0
36500			0	1964	1935	(3,642.00)	0
36500			0	1965	1935	(63,370.00)	0
36500			0	1972	1935	(600.00)	0
36500			0	1976	1935	(13,092.00)	0
36500			9	1936	1936	128,878.00	0
36500			0	1965	1936	(70,103.00)	0
36500			0	1966	1936	(39,572.00)	0
36500			0	1987	1936	(19,203.00)	0
36500			9	1937	1937	137,326.00	0
36500			0	1966	1937	(107,571.00)	0
36500			0	1967	1937	(29,692.00)	0
36500			0	1988	1937	(63.00)	0
36500			9	1938	1938	196,168.00	0
36500			0	1967	1938	(134,333.00)	0
36500			0	1968	1938	(61,835.00)	0
36500			9	1939	1939	192,113.00	0
36500			0	1968	1939	(121,942.00)	0
36500			0	1969	1939	(70,171.00)	0
36500			9	1940	1940	186,226.00	0
36500			0	1969	1940	(97,677.00)	0
36500			0	1970	1940	(88,407.00)	0
36500			0	1988	1940	(142.00)	0
36500			9	1941	1941	905,006.00	0
36500			0	1970	1941	(125,938.00)	0
36500			0	1971	1941	(173,608.00)	0
36500			0	1972	1941	(134,183.00)	0
36500			0	1973	1941	(34,620.00)	0
36500			0	1974	1941	(17,942.00)	0
36500			0	1975	1941	(5,067.00)	0
36500			0	1987	1941	(63.00)	0
36500			0	1989	1941	(10,642.00)	0
36500			0	1990	1941	(4,707.00)	0
36500			0	1991	1941	(9,267.00)	0
36500			0	1992	1941	(4,099.00)	0
36500			3	1993	1941	62.00	0
36500			0	1993	1941	(2,787.00)	0
36500			3	1994	1941	3,164.00	0
36500			0	1994	1941	(3,041.00)	0
36500			0	1995	1941	(3,723.00)	0
36500			3	1996	1941	534.00	0
36500			0	1996	1941	(3,891.00)	0
36500			3	1997	1941	106.00	0
36500			0	1997	1941	(1,594.00)	0

AccountNumber	GroupNumber	CompanyNumber	TransactionCode	TransactionYear	InstallationYear	Amount	AdjustedTY
36500			3	1998	1941	3,212.00	0
36500			0	1998	1941	(4,386.00)	0
36500			3	1999	1941	15,216.00	0
36500			0	1999	1941	(4,462.00)	0
36500			0	2000	1941	(265.00)	0
36500			0	2001	1941	(3,814.00)	0
36500			0	2003	1941	(49,169.56)	0
36500			0	2004	1941	(615.56)	0
36500			0	2006	1941	(40,979.72)	0
36500			0	2007	1941	(120,295.01)	0
36500			3	2008	1941	144,381.26	0
36500			0	2008	1941	(134.41)	0
36500			0	2009	1941	(27,564.66)	0
36500			0	2010	1941	(35,707.50)	0
36500			0	2011	1941	(89,762.35)	0
36500			0	2011	1941	(2,990.11)	0
36500			8	2011	1941	156,363.38	0
36500			9	1942	1942	126,882.00	0
36500			0	1971	1942	(42,233.00)	0
36500			0	1972	1942	(2,808.00)	0
36500			0	1973	1942	(37,277.00)	0
36500			0	1988	1942	(1,549.00)	0
36500			0	1989	1942	(3,210.00)	0
36500			0	1990	1942	(3,087.00)	0
36500			0	1991	1942	(1,368.00)	0
36500			0	1992	1942	(648.00)	0
36500			0	1993	1942	(547.00)	0
36500			3	1994	1942	221.00	0
36500			0	1994	1942	(1,327.00)	0
36500			0	1995	1942	(649.00)	0
36500			0	1996	1942	(2.00)	0
36500			0	1997	1942	(16.00)	0
36500			0	1998	1942	(42.00)	0
36500			3	1999	1942	865.00	0
36500			0	1999	1942	(103.00)	0
36500			0	2001	1942	(320.00)	0
36500			0	2003	1942	(776.61)	0
36500			0	2006	1942	(1,522.17)	0
36500			0	2007	1942	(554.51)	0
36500			3	2008	1942	5,956.31	0
36500			0	2008	1942	(42.13)	0
36500			0	2009	1942	(4,005.90)	0
36500			0	2010	1942	(1,651.03)	0
36500			0	2011	1942	(2,175.40)	0
36500			0	2011	1942	(410.64)	0
36500			8	2011	1942	27,599.92	0
36500			9	1943	1943	104,699.00	0
36500			0	1973	1943	(62,947.00)	0
36500			0	1975	1943	(265.00)	0
36500			0	1987	1943	(5.00)	0
36500			0	1988	1943	(133.00)	0
36500			0	1990	1943	(457.00)	0
36500			0	1991	1943	(56.00)	0
36500			0	1992	1943	(19.00)	0
36500			0	1993	1943	(1.00)	0
36500			0	1994	1943	(73.00)	0
36500			0	1995	1943	(11.00)	0
36500			0	1996	1943	(281.00)	0
36500			0	1997	1943	(545.00)	0
36500			0	1998	1943	(16.00)	0

Charnas

AccountNumber	GroupNumber	CompanyNumber	TransactionCode	TransactionYear	InstallationYear	Amount	AdjustedTY
36500			0	1999	1943	(167.00)	0
36500			0	2000	1943	(101.00)	0
36500			0	2001	1943	(211.00)	0
36500			0	2006	1943	(4,020.24)	0
36500			0	2007	1943	(1,775.83)	0
36500			3	2008	1943	2,977.63	0
36500			0	2008	1943	(281.53)	0
36500			0	2009	1943	(3,716.49)	0
36500			0	2010	1943	(1,888.40)	0
36500			0	2011	1943	(3,078.16)	0
36500			0	2011	1943	(704.57)	0
36500			8	2011	1943	26,923.41	0
36500			9	1944	1944	112,575.00	0
36500			0	1973	1944	(14,726.00)	0
36500			0	1974	1944	(51,572.00)	0
36500			0	1975	1944	(682.00)	0
36500			0	1988	1944	(775.00)	0
36500			0	1989	1944	(664.00)	0
36500			0	1991	1944	(21.00)	0
36500			0	1992	1944	(18.00)	0
36500			0	1994	1944	(767.00)	0
36500			0	1995	1944	(292.00)	0
36500			3	1996	1944	106.00	0
36500			3	1997	1944	(106.00)	0
36500			0	1997	1944	(210.00)	0
36500			0	1998	1944	(15.00)	0
36500			3	1999	1944	3,610.00	0
36500			0	1999	1944	(24.00)	0
36500			0	2000	1944	(127.00)	0
36500			0	2001	1944	(61.00)	0
36500			0	2006	1944	(5,756.10)	0
36500			3	2008	1944	9,169.17	0
36500			0	2009	1944	(5,390.20)	0
36500			0	2010	1944	(6,732.09)	0
36500			0	2011	1944	(4,075.30)	0
36500			0	2011	1944	(453.67)	0
36500			8	2011	1944	32,992.81	0
36500			9	1945	1945	320,095.00	0
36500			0	1973	1945	(7.00)	0
36500			0	1974	1945	(45,632.00)	0
36500			0	1975	1945	(133,961.00)	0
36500			0	1976	1945	(21,349.00)	0
36500			0	1988	1945	(36.00)	0
36500			0	1989	1945	(236.00)	0
36500			0	1990	1945	(519.00)	0
36500			0	1991	1945	(479.00)	0
36500			0	1992	1945	(303.00)	0
36500			0	1993	1945	(255.00)	0
36500			0	1994	1945	(635.00)	0
36500			0	1995	1945	(435.00)	0
36500			0	1996	1945	(51.00)	0
36500			0	1997	1945	(89.00)	0
36500			0	1998	1945	(62.00)	0
36500			3	1999	1945	133.00	0
36500			0	1999	1945	(174.00)	0
36500			0	2000	1945	(89.00)	0
36500			0	2001	1945	(118.00)	0
36500			0	2003	1945	(763.95)	0
36500			0	2006	1945	(11,276.24)	0
36500			0	2007	1945	(6,253.14)	0

Charnas

AccountNumber	GroupNumber	CompanyNumber	TransactionCode	TransactionYear	InstallationYear	Amount	AdjustedTY
36500			3	2008	1945	8,325.65	0
36500			0	2008	1945	(315.66)	0
36500			0	2009	1945	(8,813.55)	0
36500			0	2010	1945	(4,500.80)	0
36500			0	2011	1945	(9,015.06)	0
36500			0	2011	1945	(786.67)	0
36500			8	2011	1945	82,398.58	0
36500			9	1946	1946	573,994.00	0
36500			0	1976	1946	(10,243.00)	0
36500			0	1977	1946	(49,179.00)	0
36500			0	1978	1946	(60,119.00)	0
36500			0	1979	1946	(104,530.00)	0
36500			0	1980	1946	(95,631.00)	0
36500			0	1981	1946	(46,623.00)	0
36500			0	1983	1946	(10,927.00)	0
36500			0	1987	1946	(354.00)	0
36500			0	1988	1946	(3,161.00)	0
36500			0	1990	1946	(646.00)	0
36500			0	1991	1946	(796.00)	0
36500			0	1992	1946	(1,518.00)	0
36500			3	1993	1946	105.00	0
36500			0	1993	1946	(1,122.00)	0
36500			3	1994	1946	1,545.00	0
36500			0	1994	1946	(832.00)	0
36500			0	1995	1946	(376.00)	0
36500			0	1996	1946	(673.00)	0
36500			0	1997	1946	(258.00)	0
36500			0	1998	1946	(694.00)	0
36500			3	1999	1946	779.00	0
36500			0	1999	1946	155.00	1998
36500			0	2000	1946	(236.00)	0
36500			0	2001	1946	(22.00)	0
36500			0	2003	1946	(555.00)	0
36500			0	2006	1946	(4,075.51)	0
36500			0	2007	1946	(8,101.51)	0
36500			3	2008	1946	11,019.55	0
36500			0	2008	1946	(1,331.12)	0
36500			0	2009	1946	(13,768.60)	0
36500			0	2010	1946	(6,195.46)	0
36500			0	2011	1946	(10,426.53)	0
36500			0	2011	1946	(1,085.93)	0
36500			8	2011	1946	154,117.89	0
36500			9	1947	1947	711,009.00	0
36500			0	1974	1947	(2,669.00)	0
36500			0	1976	1947	(91.00)	0
36500			0	1978	1947	(132.00)	0
36500			0	1980	1947	(590.00)	0
36500			0	1981	1947	(23,460.00)	0
36500			0	1982	1947	(95,303.00)	0
36500			0	1983	1947	(76,013.00)	0
36500			0	1984	1947	(65,167.00)	0
36500			0	1985	1947	(69,463.00)	0
36500			0	1986	1947	(1,927.00)	0
36500			0	1987	1947	(73.00)	0
36500			0	1988	1947	(81.00)	0
36500			0	1989	1947	(4,851.00)	0
36500			0	1990	1947	(10,200.00)	0
36500			0	1991	1947	(2,558.00)	0
36500			0	1992	1947	(4,929.00)	0
36500			0	1993	1947	(2,099.00)	0

Charnas

AccountNumber	GroupNumber	CompanyNumber	TransactionCode	TransactionYear	InstallationYear	Amount	AdjustedTY
36500			3	1994	1947	106.00	0
36500			0	1994	1947	(2,838.00)	0
36500			0	1995	1947	(3,962.00)	0
36500			0	1996	1947	(5,015.00)	0
36500			0	1997	1947	(1,246.00)	0
36500			0	1998	1947	(920.00)	0
36500			3	1999	1947	2,723.00	0
36500			0	1999	1947	(808.00)	0
36500			0	2000	1947	(253.00)	0
36500			0	2001	1947	(51.00)	0
36500			0	2003	1947	(692.45)	0
36500			0	2004	1947	(2,684.49)	0
36500			0	2006	1947	(557.88)	0
36500			0	2007	1947	(84,533.10)	0
36500			3	2008	1947	39,464.17	0
36500			0	2008	1947	(353.33)	0
36500			0	2009	1947	(49,623.18)	0
36500			0	2010	1947	(20,798.60)	0
36500			0	2011	1947	(19,570.59)	0
36500			0	2011	1947	(2,956.79)	0
36500			8	2011	1947	196,832.76	0
36500			9	1948	1948	471,273.00	0
36500			0	1986	1948	(114.00)	0
36500			0	1987	1948	(331.00)	0
36500			0	1988	1948	(218.00)	0
36500			0	1989	1948	(5,725.00)	0
36500			0	1990	1948	(1,624.00)	0
36500			0	1991	1948	(802.00)	0
36500			0	1992	1948	(664.00)	0
36500			3	1993	1948	133.00	0
36500			0	1993	1948	(596.00)	0
36500			0	1994	1948	(562.00)	0
36500			0	1995	1948	(2,446.00)	0
36500			3	1996	1948	425.00	0
36500			0	1996	1948	(1,174.00)	0
36500			0	1997	1948	(667.00)	0
36500			0	1998	1948	608.00	1997
36500			3	1999	1948	24.00	0
36500			0	1999	1948	(862.00)	0
36500			0	2000	1948	(395.00)	0
36500			0	2001	1948	(827.00)	0
36500			0	2003	1948	(30,469.54)	0
36500			0	2004	1948	(652.21)	0
36500			0	2006	1948	(3,692.56)	0
36500			0	2007	1948	(74.49)	0
36500			3	2008	1948	103,685.72	0
36500			0	2008	1948	(0.37)	0
36500			0	2009	1948	(74,275.98)	0
36500			0	2010	1948	(25,873.57)	0
36500			0	2011	1948	(31,214.24)	0
36500			0	2011	1948	(5,951.54)	0
36500			8	2011	1948	386,937.22	0
36500			9	1949	1949	675,905.00	0
36500			0	1980	1949	(5.00)	0
36500			0	1986	1949	(1,270.00)	0
36500			0	1987	1949	(41.00)	0
36500			0	1988	1949	(336.00)	0
36500			0	1989	1949	(16,292.00)	0
36500			0	1990	1949	(13,194.00)	0
36500			0	1991	1949	(6,385.00)	0

Charnas

AccountNumber	GroupNumber	CompanyNumber	TransactionCode	TransactionYear	InstallationYear	Amount	AdjustedTY
36500			0	1992	1949	(5,686.00)	0
36500			0	1993	1949	(3,599.00)	0
36500			0	1994	1949	(3,143.00)	0
36500			0	1995	1949	(4,456.00)	0
36500			3	1996	1949	5.00	0
36500			0	1996	1949	(8,066.00)	0
36500			0	1997	1949	(8,937.00)	0
36500			0	1998	1949	(4,604.00)	0
36500			3	1999	1949	5,916.00	0
36500			0	1999	1949	(4,539.00)	0
36500			0	2000	1949	(2,904.00)	0
36500			0	2001	1949	(2,094.00)	0
36500			0	2002	1949	(30.00)	0
36500			0	2003	1949	(1,328.44)	0
36500			0	2004	1949	(327.02)	0
36500			0	2006	1949	(2,563.21)	0
36500			0	2007	1949	(1,940.28)	0
36500			3	2008	1949	24,032.93	0
36500			0	2008	1949	(1,373.63)	0
36500			0	2009	1949	(100,661.24)	0
36500			0	2010	1949	(34,041.66)	0
36500			0	2011	1949	(33,009.95)	0
36500			0	2011	1949	(5,210.88)	0
36500			8	2011	1949	439,821.62	0
36500			9	1950	1950	676,746.00	0
36500			0	1974	1950	(6,240.00)	0
36500			0	1976	1950	(1,880.00)	0
36500			0	1980	1950	(3.00)	0
36500			0	1987	1950	(16.00)	0
36500			0	1988	1950	(4,627.00)	0
36500			0	1989	1950	(100.00)	0
36500			0	1990	1950	(709.00)	0
36500			0	1991	1950	(652.00)	0
36500			0	1992	1950	(3,409.00)	0
36500			0	1993	1950	(3,521.00)	0
36500			0	1994	1950	(1,898.00)	0
36500			0	1995	1950	(6,389.00)	0
36500			0	1996	1950	(13,278.00)	0
36500			0	1997	1950	(10,058.00)	0
36500			0	1998	1950	(9,315.00)	0
36500			3	1999	1950	118.00	0
36500			0	1999	1950	(5,997.00)	0
36500			0	2000	1950	(2,810.00)	0
36500			0	2001	1950	(1,066.00)	0
36500			0	2002	1950	(368.00)	0
36500			0	2003	1950	(490.60)	0
36500			0	2004	1950	(380.91)	0
36500			0	2006	1950	(4,229.69)	0
36500			0	2007	1950	(2,246.88)	0
36500			3	2008	1950	50,678.09	0
36500			0	2008	1950	(477.11)	0
36500			0	2009	1950	(80,925.71)	0
36500			0	2010	1950	(41,098.95)	0
36500			0	2011	1950	(33,405.62)	0
36500			0	2011	1950	(6,444.61)	0
36500			8	2011	1950	485,506.01	0
36500			9	1951	1951	665,993.00	0
36500			0	1973	1951	(690.00)	0
36500			0	1975	1951	(510.00)	0
36500			0	1979	1951	(238.00)	0

AccountNumber	GroupNumber	CompanyNumber	TransactionCode	TransactionYear	InstallationYear	Amount	AdjustedTY
36500			0	1980	1951	(44.00)	0
36500			0	1986	1951	(10,272.00)	0
36500			0	1987	1951	(1,014.00)	0
36500			0	1988	1951	(16,905.00)	0
36500			0	1989	1951	(27,351.00)	0
36500			0	1990	1951	(20,944.00)	0
36500			0	1991	1951	(18,109.00)	0
36500			0	1992	1951	(15,358.00)	0
36500			0	1993	1951	(13,576.00)	0
36500			0	1994	1951	(19,841.00)	0
36500			0	1995	1951	(22,424.00)	0
36500			3	1996	1951	7,603.00	0
36500			0	1996	1951	(11,707.00)	0
36500			3	1997	1951	2,536.00	0
36500			0	1997	1951	(5,101.00)	0
36500			0	1998	1951	(3,396.00)	0
36500			3	1999	1951	162.00	0
36500			0	1999	1951	(3,135.00)	0
36500			0	2000	1951	(3,378.00)	0
36500			0	2001	1951	(1,178.00)	0
36500			0	2002	1951	(10.00)	0
36500			0	2003	1951	(2,131.26)	0
36500			0	2004	1951	(767.56)	0
36500			0	2006	1951	(12,213.83)	0
36500			0	2007	1951	(15,277.30)	0
36500			3	2008	1951	14,567.66	0
36500			0	2008	1951	(7,603.38)	0
36500			0	2009	1951	(46,512.03)	0
36500			0	2010	1951	(26,269.52)	0
36500			0	2011	1951	(18,886.15)	0
36500			0	2011	1951	(3,251.69)	0
36500			8	2011	1951	362,767.94	0
36500			9	1952	1952	697,530.00	0
36500			0	1979	1952	(192.00)	0
36500			0	1986	1952	(1,583.00)	0
36500			0	1987	1952	(2,460.00)	0
36500			0	1988	1952	(8,491.00)	0
36500			0	1989	1952	(187.00)	0
36500			0	1990	1952	(6,671.00)	0
36500			0	1991	1952	(7,944.00)	0
36500			0	1992	1952	(11,311.00)	0
36500			0	1993	1952	(4,975.00)	0
36500			0	1994	1952	(2,269.00)	0
36500			0	1995	1952	(1,864.00)	0
36500			0	1996	1952	(1,030.00)	0
36500			3	1997	1952	78.00	0
36500			0	1997	1952	(177.00)	0
36500			0	1998	1952	(5,508.00)	0
36500			0	1999	1952	(9,583.00)	0
36500			0	2000	1952	(6,096.00)	0
36500			0	2001	1952	(1,701.00)	0
36500			0	2002	1952	(1,034.00)	0
36500			0	2003	1952	(1,925.16)	0
36500			0	2004	1952	(886.58)	0
36500			0	2006	1952	(5,956.34)	0
36500			0	2007	1952	(12,298.96)	0
36500			3	2008	1952	24,916.78	0
36500			0	2008	1952	(3,707.14)	0
36500			0	2009	1952	(74,386.47)	0
36500			0	2010	1952	(36,298.23)	0

Charnas

AccountNumber	GroupNumber	CompanyNumber	TransactionCode	TransactionYear	InstallationYear	Amount	AdjustedTY
36500			0	2011	1952	(27,399.86)	0
36500			0	2011	1952	(6,640.98)	0
36500			8	2011	1952	479,949.06	0
36500			9	1953	1953	1,003,633.80	0
36500			0	1986	1953	(99,379.00)	0
36500			0	1987	1953	(112,194.00)	0
36500			0	1988	1953	(72,212.00)	0
36500			0	1989	1953	(21,505.00)	0
36500			0	1990	1953	(18,760.00)	0
36500			0	1991	1953	(10,805.00)	0
36500			0	1992	1953	(12,524.00)	0
36500			0	1993	1953	(8,533.00)	0
36500			0	1994	1953	(7,298.00)	0
36500			0	1995	1953	(15,666.00)	0
36500			0	1996	1953	(14,079.00)	0
36500			0	1997	1953	(25,260.00)	0
36500			0	1998	1953	(17,782.00)	0
36500			3	1999	1953	19.00	0
36500			0	1999	1953	(11,633.00)	0
36500			0	2000	1953	(3,835.00)	0
36500			0	2001	1953	(4,311.00)	0
36500			0	2002	1953	(535.00)	0
36500			0	2003	1953	(169.81)	0
36500			0	2004	1953	(226.02)	0
36500			0	2006	1953	(139.69)	0
36500			0	2007	1953	(3,215.64)	0
36500			3	2008	1953	15,875.10	0
36500			0	2008	1953	(4.28)	0
36500			0	2009	1953	(72,391.46)	0
36500			0	2010	1953	(36,316.95)	0
36500			0	2011	1953	(25,649.04)	0
36500			0	2011	1953	(6,742.13)	0
36500			8	2011	1953	418,361.88	0
36500			9	1954	1954	844,341.00	0
36500			0	1962	1954	(9,648.00)	0
36500			0	1963	1954	(14,753.00)	0
36500			0	1964	1954	(11,182.00)	0
36500			0	1965	1954	(7,088.00)	0
36500			0	1966	1954	(7,450.00)	0
36500			0	1967	1954	(5,482.00)	0
36500			0	1968	1954	(6,345.00)	0
36500			0	1969	1954	(16,493.00)	0
36500			0	1970	1954	(31,846.00)	0
36500			0	1971	1954	(32,490.00)	0
36500			0	1972	1954	(17,686.00)	0
36500			0	1973	1954	(52,415.00)	0
36500			0	1974	1954	(30,161.00)	0
36500			0	1975	1954	(23,397.00)	0
36500			0	1976	1954	(4,025.00)	0
36500			0	1977	1954	(8,666.00)	0
36500			0	1978	1954	(6,058.00)	0
36500			0	1979	1954	(13,220.00)	0
36500			0	1980	1954	(14,194.00)	0
36500			0	1981	1954	(15,735.00)	0
36500			0	1982	1954	(20,108.00)	0
36500			0	1983	1954	(9,969.00)	0
36500			0	1984	1954	(6,551.00)	0
36500			0	1985	1954	(8,767.00)	0
36500			0	1986	1954	(8,462.00)	0
36500			0	1987	1954	(3,861.00)	0

Charnas

AccountNumber	GroupNumber	CompanyNumber	TransactionCode	TransactionYear	InstallationYear	Amount	AdjustedTY
36500			0	1988	1954	(6,382.00)	0
36500			0	1989	1954	(11,587.00)	0
36500			0	1990	1954	(7,725.00)	0
36500			0	1991	1954	(2,829.00)	0
36500			0	1992	1954	(4,615.00)	0
36500			0	1993	1954	(1,431.00)	0
36500			0	1994	1954	(7,067.00)	0
36500			0	1995	1954	(4,523.00)	0
36500			0	1996	1954	(3,703.00)	0
36500			3	1997	1954	24.00	0
36500			0	1997	1954	(1,631.00)	0
36500			0	1998	1954	(2,303.00)	0
36500			3	1999	1954	202.00	0
36500			0	1999	1954	(5,590.00)	0
36500			0	2000	1954	(14.00)	0
36500			0	2001	1954	(569.00)	0
36500			0	2003	1954	(1,544.81)	0
36500			0	2004	1954	(10.54)	0
36500			3	2008	1954	55,258.43	0
36500			0	2008	1954	(4.73)	0
36500			0	2009	1954	(51,193.68)	0
36500			0	2010	1954	(28,304.89)	0
36500			0	2011	1954	(16,873.11)	0
36500			0	2011	1954	(6,142.28)	0
36500			8	2011	1954	349,730.39	0
36500			9	1955	1955	929,817.00	0
36500			0	1962	1955	(3,397.00)	0
36500			0	1963	1955	(5,417.00)	0
36500			0	1964	1955	(3,557.00)	0
36500			0	1965	1955	(7,201.00)	0
36500			0	1966	1955	(7,324.00)	0
36500			0	1967	1955	(8,066.00)	0
36500			0	1968	1955	(3,628.00)	0
36500			0	1969	1955	(5,247.00)	0
36500			0	1970	1955	(6,056.00)	0
36500			0	1971	1955	(7,376.00)	0
36500			0	1972	1955	(6,379.00)	0
36500			0	1973	1955	(5,046.00)	0
36500			0	1974	1955	(23,826.00)	0
36500			0	1975	1955	(35,441.00)	0
36500			0	1976	1955	(18,378.00)	0
36500			0	1977	1955	(7,123.00)	0
36500			0	1978	1955	(3,919.00)	0
36500			0	1979	1955	(13,098.00)	0
36500			0	1980	1955	(41,708.00)	0
36500			0	1981	1955	(12,259.00)	0
36500			0	1982	1955	(9,676.00)	0
36500			0	1983	1955	(12,775.00)	0
36500			0	1984	1955	(9,196.00)	0
36500			0	1985	1955	(5,547.00)	0
36500			0	1986	1955	(691.00)	0
36500			0	1987	1955	(12,352.00)	0
36500			0	1988	1955	(6,701.00)	0
36500			0	1989	1955	(8,258.00)	0
36500			0	1990	1955	(8,130.00)	0
36500			0	1991	1955	(10,973.00)	0
36500			0	1992	1955	(3,444.00)	0
36500			0	1993	1955	(2,129.00)	0
36500			0	1994	1955	(6,685.00)	0
36500			0	1995	1955	(3,147.00)	0

Charnas

AccountNumber	GroupNumber	CompanyNumber	TransactionCode	TransactionYear	InstallationYear	Amount	AdjustedTY
36500			0	1996	1955	(5,656.00)	0
36500			3	1997	1955	5.00	0
36500			0	1997	1955	(6,248.00)	0
36500			0	1998	1955	(3,124.00)	0
36500			3	1999	1955	16,443.00	0
36500			0	1999	1955	(3,111.00)	0
36500			0	2000	1955	(1,433.00)	0
36500			0	2001	1955	(1,706.00)	0
36500			0	2002	1955	(18.00)	0
36500			0	2003	1955	(1,254.07)	0
36500			0	2004	1955	(39.11)	0
36500			0	2006	1955	(7,918.87)	0
36500			0	2007	1955	(15,093.30)	0
36500			3	2008	1955	40,057.22	0
36500			0	2008	1955	(2,197.30)	0
36500			0	2009	1955	(63,312.73)	0
36500			0	2010	1955	(33,503.92)	0
36500			0	2011	1955	(26,492.40)	0
36500			0	2011	1955	(6,698.41)	0
36500			8	2011	1955	484,366.11	0
36500			9	1956	1956	924,330.00	0
36500			0	1962	1956	(4,381.00)	0
36500			0	1963	1956	(4,212.00)	0
36500			0	1964	1956	(4,870.00)	0
36500			0	1965	1956	(4,700.00)	0
36500			0	1966	1956	(7,591.00)	0
36500			0	1967	1956	(5,129.00)	0
36500			0	1968	1956	(1,348.00)	0
36500			0	1969	1956	(2,920.00)	0
36500			0	1970	1956	(3,401.00)	0
36500			0	1971	1956	(5,715.00)	0
36500			0	1972	1956	(6,792.00)	0
36500			0	1973	1956	(11,486.00)	0
36500			0	1974	1956	(12,982.00)	0
36500			0	1975	1956	(7,366.00)	0
36500			0	1976	1956	(20,033.00)	0
36500			0	1977	1956	(18,287.00)	0
36500			0	1978	1956	(27,031.00)	0
36500			0	1979	1956	(35,080.00)	0
36500			0	1980	1956	(24,353.00)	0
36500			0	1981	1956	(9,665.00)	0
36500			0	1982	1956	(8,160.00)	0
36500			0	1983	1956	(16,250.00)	0
36500			0	1984	1956	(2,451.00)	0
36500			0	1985	1956	(7,852.00)	0
36500			0	1986	1956	(11,805.00)	0
36500			0	1987	1956	(9,982.00)	0
36500			0	1988	1956	(10,425.00)	0
36500			0	1989	1956	(7,709.00)	0
36500			0	1990	1956	(7,916.00)	0
36500			0	1991	1956	(5,533.00)	0
36500			0	1992	1956	(3,922.00)	0
36500			0	1993	1956	(4,768.00)	0
36500			0	1994	1956	(3,178.00)	0
36500			0	1995	1956	(4,942.00)	0
36500			0	1996	1956	(6,138.00)	0
36500			0	1997	1956	(6,361.00)	0
36500			0	1998	1956	(1,676.00)	0
36500			3	1999	1956	848.00	0
36500			0	1999	1956	(1,017.00)	0

AccountNumber	GroupNumber	CompanyNumber	TransactionCode	TransactionYear	InstallationYear	Amount	AdjustedTY
36500			0	2000	1956	(2,642.00)	0
36500			0	2001	1956	(3.00)	0
36500			0	2002	1956	(1.00)	0
36500			0	2003	1956	(198.22)	0
36500			0	2006	1956	(916.77)	0
36500			0	2007	1956	(204.66)	0
36500			3	2008	1956	33,435.61	0
36500			0	2008	1956	(5.94)	0
36500			0	2009	1956	(57,651.95)	0
36500			0	2010	1956	(30,996.32)	0
36500			0	2011	1956	(18,680.51)	0
36500			0	2011	1956	(6,341.16)	0
36500			8	2011	1956	503,545.08	0
36500			9	1957	1957	845,910.00	0
36500			0	1962	1957	(4,110.00)	0
36500			0	1963	1957	(3,405.00)	0
36500			0	1964	1957	(6,750.00)	0
36500			0	1965	1957	(5,419.00)	0
36500			0	1966	1957	(5,190.00)	0
36500			0	1967	1957	(6,153.00)	0
36500			0	1968	1957	(7,585.00)	0
36500			0	1969	1957	(6,061.00)	0
36500			0	1970	1957	(8,853.00)	0
36500			0	1971	1957	(5,091.00)	0
36500			0	1972	1957	(2,739.00)	0
36500			0	1973	1957	(2,731.00)	0
36500			0	1974	1957	(11,868.00)	0
36500			0	1975	1957	(4,289.00)	0
36500			0	1976	1957	(2,617.00)	0
36500			0	1977	1957	(22,267.00)	0
36500			0	1978	1957	(6,014.00)	0
36500			0	1979	1957	(13,420.00)	0
36500			0	1980	1957	(6,008.00)	0
36500			0	1981	1957	(8,766.00)	0
36500			0	1982	1957	(58,062.00)	0
36500			0	1983	1957	(9,580.00)	0
36500			0	1984	1957	(9,698.00)	0
36500			0	1985	1957	(3,069.00)	0
36500			0	1986	1957	(7,098.00)	0
36500			0	1987	1957	(7,630.00)	0
36500			0	1988	1957	(1,360.00)	0
36500			0	1989	1957	(7,002.00)	0
36500			0	1990	1957	(6,309.00)	0
36500			0	1991	1957	(3,167.00)	0
36500			0	1992	1957	(7,741.00)	0
36500			0	1993	1957	(1,855.00)	0
36500			0	1994	1957	(4,314.00)	0
36500			0	1995	1957	(5,286.00)	0
36500			0	1996	1957	(3,263.00)	0
36500			0	1997	1957	(6,085.00)	0
36500			0	1998	1957	(3,187.00)	0
36500			3	1999	1957	56.00	0
36500			0	1999	1957	(2,498.00)	0
36500			0	2000	1957	(894.00)	0
36500			0	2001	1957	(303.00)	0
36500			0	2002	1957	(2.00)	0
36500			0	2003	1957	(16.71)	0
36500			0	2004	1957	(114.56)	0
36500			0	2007	1957	(2,288.08)	0
36500			3	2008	1957	31,920.56	0

Charnas

AccountNumber	GroupNumber	CompanyNumber	TransactionCode	TransactionYear	InstallationYear	Amount	AdjustedTY
36500			0	2008	1957	(6.72)	0
36500			0	2009	1957	(52,850.02)	0
36500			0	2010	1957	(29,982.25)	0
36500			0	2011	1957	(17,332.09)	0
36500			0	2011	1957	(5,443.31)	0
36500			8	2011	1957	482,113.82	0
36500			9	1958	1958	990,006.00	0
36500			0	1962	1958	(6,120.00)	0
36500			0	1963	1958	(4,303.00)	0
36500			0	1964	1958	(8,322.00)	0
36500			0	1965	1958	(11,294.00)	0
36500			0	1966	1958	(12,784.00)	0
36500			0	1967	1958	(15,303.00)	0
36500			0	1968	1958	(14,296.00)	0
36500			0	1969	1958	(6,162.00)	0
36500			0	1970	1958	(12,103.00)	0
36500			0	1971	1958	(10,948.00)	0
36500			0	1972	1958	(15,505.00)	0
36500			0	1973	1958	(13,537.00)	0
36500			0	1974	1958	(18,603.00)	0
36500			0	1975	1958	(11,710.00)	0
36500			0	1976	1958	(12,199.00)	0
36500			0	1977	1958	(6,557.00)	0
36500			0	1978	1958	(6,191.00)	0
36500			0	1979	1958	(7,363.00)	0
36500			0	1980	1958	(16,936.00)	0
36500			0	1981	1958	(14,911.00)	0
36500			0	1982	1958	(11,426.00)	0
36500			0	1983	1958	(39,829.00)	0
36500			0	1984	1958	(5,332.00)	0
36500			0	1985	1958	(11,485.00)	0
36500			0	1986	1958	(7,698.00)	0
36500			0	1987	1958	(25,142.00)	0
36500			0	1988	1958	(2,547.00)	0
36500			0	1989	1958	(12,293.00)	0
36500			0	1990	1958	(9,970.00)	0
36500			0	1991	1958	(3,059.00)	0
36500			0	1992	1958	(6,934.00)	0
36500			0	1993	1958	(3,461.00)	0
36500			0	1994	1958	(5,754.00)	0
36500			0	1995	1958	(6,497.00)	0
36500			3	1996	1958	2,399.00	0
36500			0	1996	1958	(12,188.00)	0
36500			3	1997	1958	(2,388.00)	0
36500			0	1997	1958	(6,818.00)	0
36500			0	1998	1958	(5,891.00)	0
36500			3	1999	1958	73.00	0
36500			0	1999	1958	(1,585.00)	0
36500			0	2000	1958	(1,337.00)	0
36500			0	2001	1958	(522.00)	0
36500			0	2002	1958	(181.00)	0
36500			0	2003	1958	(5,046.19)	0
36500			0	2004	1958	(110.15)	0
36500			0	2006	1958	(1,391.39)	0
36500			0	2007	1958	(1,160.51)	0
36500			3	2008	1958	12,029.79	0
36500			0	2008	1958	(6,687.83)	0
36500			0	2009	1958	(46,486.33)	0
36500			0	2010	1958	(26,313.39)	0
36500			0	2011	1958	(14,596.34)	0

Charnas

AccountNumber	GroupNumber	CompanyNumber	TransactionCode	TransactionYear	InstallationYear	Amount	AdjustedTY
36500			0	2011	1958	(4,949.60)	0
36500			8	2011	1958	490,282.06	0
36500			9	1959	1959	827,135.00	0
36500			0	1962	1959	(5,380.00)	0
36500			0	1963	1959	(3,247.00)	0
36500			0	1964	1959	(5,400.00)	0
36500			0	1965	1959	(7,348.00)	0
36500			0	1966	1959	(3,134.00)	0
36500			0	1967	1959	(3,033.00)	0
36500			0	1968	1959	(3,811.00)	0
36500			0	1969	1959	(7,797.00)	0
36500			0	1970	1959	(11,564.00)	0
36500			0	1971	1959	(3,505.00)	0
36500			0	1972	1959	(3,691.00)	0
36500			0	1973	1959	(2,473.00)	0
36500			0	1974	1959	(7,281.00)	0
36500			0	1975	1959	(7,042.00)	0
36500			0	1976	1959	(9,721.00)	0
36500			0	1977	1959	(7,179.00)	0
36500			0	1978	1959	(7,370.00)	0
36500			0	1979	1959	(7,342.00)	0
36500			0	1980	1959	(11,172.00)	0
36500			0	1981	1959	(5,159.00)	0
36500			0	1982	1959	(4,416.00)	0
36500			0	1983	1959	(4,369.00)	0
36500			0	1984	1959	(9,160.00)	0
36500			0	1985	1959	(50,340.00)	0
36500			0	1986	1959	(6,437.00)	0
36500			0	1987	1959	(7,073.00)	0
36500			0	1988	1959	(1,249.00)	0
36500			0	1989	1959	(6,540.00)	0
36500			0	1990	1959	(11,770.00)	0
36500			0	1991	1959	(4,864.00)	0
36500			0	1992	1959	(6,054.00)	0
36500			0	1993	1959	(5,899.00)	0
36500			0	1994	1959	(6,143.00)	0
36500			0	1995	1959	(9,015.00)	0
36500			3	1996	1959	264.00	0
36500			0	1996	1959	(10,643.00)	0
36500			3	1997	1959	7,760.00	0
36500			0	1997	1959	(3,754.00)	0
36500			0	1998	1959	(13,486.00)	0
36500			0	1999	1959	(3,719.00)	0
36500			0	2000	1959	(4,834.00)	0
36500			0	2001	1959	(2,025.00)	0
36500			0	2003	1959	(3.97)	0
36500			0	2004	1959	(142.58)	0
36500			0	2006	1959	(2,668.77)	0
36500			0	2007	1959	(3,642.11)	0
36500			3	2008	1959	8,435.40	0
36500			0	2008	1959	(199.33)	0
36500			0	2009	1959	(46,741.32)	0
36500			0	2010	1959	(25,033.94)	0
36500			0	2011	1959	(13,869.15)	0
36500			0	2011	1959	(4,503.53)	0
36500			8	2011	1959	452,350.70	0
36500			9	1960	1960	1,063,987.00	0
36500			0	1962	1960	(3,000.00)	0
36500			0	1963	1960	(6,125.00)	0
36500			0	1964	1960	(5,300.00)	0

Charnas

AccountNumber	GroupNumber	CompanyNumber	TransactionCode	TransactionYear	InstallationYear	Amount	AdjustedTY
36500			0	1965	1960	(7,557.00)	0
36500			0	1966	1960	(9,793.00)	0
36500			0	1967	1960	(11,492.00)	0
36500			0	1968	1960	(9,089.00)	0
36500			0	1969	1960	(9,708.00)	0
36500			0	1970	1960	(17,049.00)	0
36500			0	1971	1960	(15,632.00)	0
36500			0	1972	1960	(17,107.00)	0
36500			0	1973	1960	(18,070.00)	0
36500			0	1974	1960	(16,882.00)	0
36500			0	1975	1960	(15,732.00)	0
36500			0	1976	1960	(12,481.00)	0
36500			0	1977	1960	(11,725.00)	0
36500			0	1978	1960	(10,711.00)	0
36500			0	1979	1960	(16,588.00)	0
36500			0	1980	1960	(23,287.00)	0
36500			0	1981	1960	(19,878.00)	0
36500			0	1982	1960	(12,829.00)	0
36500			0	1983	1960	(6,429.00)	0
36500			0	1984	1960	(11,226.00)	0
36500			0	1985	1960	(16,547.00)	0
36500			0	1986	1960	(35,090.00)	0
36500			0	1987	1960	(48,707.00)	0
36500			0	1988	1960	(602.00)	0
36500			0	1989	1960	(18,562.00)	0
36500			0	1990	1960	(27,088.00)	0
36500			0	1991	1960	(26,820.00)	0
36500			0	1992	1960	(15,201.00)	0
36500			0	1993	1960	(16,871.00)	0
36500			0	1994	1960	(25,729.00)	0
36500			0	1995	1960	(28,888.00)	0
36500			3	1996	1960	5,458.00	0
36500			0	1996	1960	(24,586.00)	0
36500			3	1997	1960	(5,370.00)	0
36500			0	1997	1960	(12,689.00)	0
36500			3	1998	1960	(14,468.00)	0
36500			0	1998	1960	(13,902.00)	0
36500			3	1999	1960	78.00	0
36500			0	1999	1960	(6,683.00)	0
36500			0	2000	1960	(15,210.00)	0
36500			0	2001	1960	(3,801.00)	0
36500			0	2002	1960	(29.00)	0
36500			0	2003	1960	(1,857.55)	0
36500			0	2004	1960	(13.70)	0
36500			0	2006	1960	(4,751.17)	0
36500			0	2007	1960	(8,583.98)	0
36500			3	2008	1960	11,463.59	0
36500			0	2008	1960	(8.36)	0
36500			0	2009	1960	(27,704.38)	0
36500			0	2010	1960	(20,266.59)	0
36500			0	2011	1960	(10,861.26)	0
36500			0	2011	1960	(2,631.50)	0
36500			8	2011	1960	359,775.10	0
36500			9	1961	1961	1,068,847.00	0
36500			0	1962	1961	(4,098.00)	0
36500			0	1963	1961	(4,262.00)	0
36500			0	1964	1961	(4,127.00)	0
36500			0	1965	1961	(2,847.00)	0
36500			0	1966	1961	(6,136.00)	0
36500			0	1967	1961	(4,766.00)	0

Charnas

AccountNumber	GroupNumber	CompanyNumber	TransactionCode	TransactionYear	InstallationYear	Amount	AdjustedTY
36500			0	1968	1961	(4,091.00)	0
36500			0	1969	1961	(3,463.00)	0
36500			0	1970	1961	(3,606.00)	0
36500			0	1971	1961	(24,056.00)	0
36500			0	1972	1961	(3,032.00)	0
36500			0	1973	1961	(1,985.00)	0
36500			0	1974	1961	(12,684.00)	0
36500			0	1975	1961	(13,618.00)	0
36500			0	1976	1961	(6,978.00)	0
36500			0	1977	1961	(10,037.00)	0
36500			0	1978	1961	(5,657.00)	0
36500			0	1979	1961	(4,355.00)	0
36500			0	1980	1961	(3,881.00)	0
36500			0	1981	1961	(6,070.00)	0
36500			0	1982	1961	(14,232.00)	0
36500			0	1983	1961	(8,106.00)	0
36500			0	1984	1961	(5,589.00)	0
36500			0	1985	1961	(4,142.00)	0
36500			0	1986	1961	(2,482.00)	0
36500			0	1987	1961	(16,817.00)	0
36500			0	1988	1961	(51,252.00)	0
36500			0	1989	1961	(55,168.00)	0
36500			0	1990	1961	(4,127.00)	0
36500			0	1991	1961	(6,948.00)	0
36500			0	1992	1961	(12,329.00)	0
36500			0	1993	1961	(8,406.00)	0
36500			0	1994	1961	(47,165.00)	0
36500			0	1995	1961	(7,842.00)	0
36500			3	1996	1961	2,571.00	0
36500			0	1996	1961	(3,731.00)	0
36500			0	1997	1961	(9,124.00)	0
36500			0	1998	1961	(11,614.00)	0
36500			3	1999	1961	158.00	0
36500			0	1999	1961	(9,636.00)	0
36500			0	2000	1961	(1,752.00)	0
36500			0	2001	1961	(2,917.00)	0
36500			0	2002	1961	(30.00)	0
36500			0	2003	1961	(997.80)	0
36500			0	2004	1961	(1,191.45)	0
36500			0	2006	1961	(34.90)	0
36500			0	2007	1961	(8,962.22)	0
36500			3	2008	1961	6,102.66	0
36500			0	2008	1961	(4,024.69)	0
36500			0	2009	1961	(51,631.80)	0
36500			0	2010	1961	(30,916.21)	0
36500			0	2011	1961	(15,515.90)	0
36500			0	2011	1961	(4,325.22)	0
36500			8	2011	1961	546,920.47	0
36500			9	1962	1962	1,171,020.00	0
36500			0	1962	1962	(4,793.00)	0
36500			0	1963	1962	(9,161.00)	0
36500			0	1964	1962	(7,263.00)	0
36500			0	1965	1962	(6,119.00)	0
36500			0	1966	1962	(6,092.00)	0
36500			0	1967	1962	(10,106.00)	0
36500			0	1968	1962	(6,835.00)	0
36500			0	1969	1962	(2,911.00)	0
36500			0	1970	1962	(5,838.00)	0
36500			0	1971	1962	(7,149.00)	0
36500			0	1972	1962	(3,849.00)	0

Charnas

AccountNumber	GroupNumber	CompanyNumber	TransactionCode	TransactionYear	InstallationYear	Amount	AdjustedTY
36500			0	1973	1962	(7,112.00)	0
36500			0	1974	1962	(7,002.00)	0
36500			0	1975	1962	(4,686.00)	0
36500			0	1976	1962	(4,591.00)	0
36500			0	1977	1962	(5,996.00)	0
36500			0	1978	1962	(16,252.00)	0
36500			0	1979	1962	(13,766.00)	0
36500			0	1980	1962	(14,010.00)	0
36500			0	1981	1962	(14,542.00)	0
36500			0	1982	1962	(5,816.00)	0
36500			0	1983	1962	(22,087.00)	0
36500			0	1984	1962	(5,419.00)	0
36500			0	1985	1962	(5,636.00)	0
36500			0	1987	1962	(17,106.00)	0
36500			0	1988	1962	(4,730.00)	0
36500			0	1989	1962	(15,258.00)	0
36500			0	1990	1962	(46,416.00)	0
36500			0	1991	1962	(38,996.00)	0
36500			0	1992	1962	(22,801.00)	0
36500			0	1993	1962	(6,848.00)	0
36500			0	1994	1962	(4,411.00)	0
36500			0	1995	1962	(6,998.00)	0
36500			3	1996	1962	322.00	0
36500			0	1996	1962	(11,767.00)	0
36500			0	1997	1962	(10,161.00)	0
36500			3	1998	1962	230.00	0
36500			0	1998	1962	(37,652.00)	0
36500			3	1999	1962	2,567.00	0
36500			0	1999	1962	(11,608.00)	0
36500			0	2000	1962	(9,549.00)	0
36500			0	2001	1962	(3,389.00)	0
36500			0	2002	1962	(37.00)	0
36500			0	2003	1962	(121,951.05)	0
36500			0	2004	1962	(34.10)	0
36500			0	2006	1962	(1,052.36)	0
36500			0	2007	1962	(554.94)	0
36500			3	2008	1962	39,551.54	0
36500			0	2008	1962	(9.03)	0
36500			0	2009	1962	(27,074.79)	0
36500			0	2010	1962	(26,575.44)	0
36500			0	2011	1962	(9,000.97)	0
36500			0	2011	1962	(3,914.93)	0
36500			8	2011	1962	578,764.93	0
36500			9	1963	1963	1,404,132.00	0
36500			0	1963	1963	(5,594.00)	0
36500			0	1964	1963	(10,713.00)	0
36500			0	1965	1963	(4,423.00)	0
36500			0	1966	1963	(4,346.00)	0
36500			0	1967	1963	(9,496.00)	0
36500			0	1968	1963	(10,018.00)	0
36500			0	1969	1963	(6,138.00)	0
36500			0	1970	1963	(4,347.00)	0
36500			0	1971	1963	(9,887.00)	0
36500			0	1972	1963	(4,101.00)	0
36500			0	1973	1963	(8,449.00)	0
36500			0	1974	1963	(11,630.00)	0
36500			0	1975	1963	(5,516.00)	0
36500			0	1976	1963	(4,437.00)	0
36500			0	1977	1963	(3,208.00)	0
36500			0	1978	1963	(4,451.00)	0

Charnas

AccountNumber	GroupNumber	CompanyNumber	TransactionCode	TransactionYear	InstallationYear	Amount	AdjustedTY
36500			0	1979	1963	(9,379.00)	0
36500			0	1980	1963	(12,607.00)	0
36500			0	1981	1963	(6,365.00)	0
36500			0	1982	1963	(13,273.00)	0
36500			0	1983	1963	(19,324.00)	0
36500			0	1984	1963	(12,167.00)	0
36500			0	1985	1963	(8,550.00)	0
36500			0	1986	1963	(14,812.00)	0
36500			0	1987	1963	(3,107.00)	0
36500			0	1988	1963	(7,351.00)	0
36500			0	1989	1963	(13,612.00)	0
36500			0	1990	1963	(16,687.00)	0
36500			0	1991	1963	(9,487.00)	0
36500			0	1992	1963	(32,973.00)	0
36500			0	1993	1963	(34,349.00)	0
36500			0	1994	1963	(49,384.00)	0
36500			0	1995	1963	(45,460.00)	0
36500			3	1996	1963	1,770.00	0
36500			0	1996	1963	(10,174.00)	0
36500			0	1997	1963	(6,876.00)	0
36500			3	1998	1963	24,269.00	0
36500			0	1998	1963	(11,767.00)	0
36500			3	1999	1963	1,136.00	0
36500			0	1999	1963	(6,122.00)	0
36500			0	2000	1963	(5,921.00)	0
36500			0	2001	1963	(848.00)	0
36500			0	2002	1963	(26.00)	0
36500			0	2003	1963	(1,190.19)	0
36500			0	2004	1963	(191.03)	0
36500			0	2006	1963	(7,733.07)	0
36500			0	2007	1963	(748.19)	0
36500			3	2008	1963	49,706.03	0
36500			0	2008	1963	(11.08)	0
36500			0	2009	1963	(59,080.69)	0
36500			0	2010	1963	(32,161.85)	0
36500			0	2011	1963	(16,674.73)	0
36500			0	2011	1963	(5,788.28)	0
36500			8	2011	1963	900,058.92	0
36500			9	1964	1964	1,536,455.00	0
36500			0	1964	1964	(4,962.00)	0
36500			0	1965	1964	(10,945.00)	0
36500			0	1966	1964	(5,939.00)	0
36500			0	1967	1964	(7,797.00)	0
36500			0	1968	1964	(7,984.00)	0
36500			0	1969	1964	(6,027.00)	0
36500			0	1970	1964	(4,351.00)	0
36500			0	1971	1964	(6,618.00)	0
36500			0	1972	1964	(1,131.00)	0
36500			0	1973	1964	(5,538.00)	0
36500			0	1974	1964	(7,484.00)	0
36500			0	1975	1964	(5,471.00)	0
36500			0	1976	1964	(5,145.00)	0
36500			0	1977	1964	(9,232.00)	0
36500			0	1978	1964	(4,691.00)	0
36500			0	1979	1964	(3,571.00)	0
36500			0	1980	1964	(7,603.00)	0
36500			0	1981	1964	(6,798.00)	0
36500			0	1982	1964	(4,144.00)	0
36500			0	1983	1964	(11,419.00)	0
36500			0	1984	1964	(4,914.00)	0

Charnas

AccountNumber	GroupNumber	CompanyNumber	TransactionCode	TransactionYear	InstallationYear	Amount	AdjustedTY
36500			0	1985	1964	(3,395.00)	0
36500			0	1986	1964	(10,551.00)	0
36500			0	1987	1964	(39,234.00)	0
36500			0	1988	1964	(9,048.00)	0
36500			0	1989	1964	(8,336.00)	0
36500			0	1990	1964	(22,197.00)	0
36500			0	1991	1964	(8,612.00)	0
36500			0	1992	1964	(12,535.00)	0
36500			0	1993	1964	(9,765.00)	0
36500			0	1994	1964	(15,650.00)	0
36500			0	1995	1964	(34,149.00)	0
36500			3	1996	1964	2,718.00	0
36500			0	1996	1964	(43,212.00)	0
36500			0	1997	1964	(35,883.00)	0
36500			3	1998	1964	260.00	0
36500			0	1998	1964	(25,263.00)	0
36500			3	1999	1964	507.00	0
36500			0	1999	1964	(18,130.00)	0
36500			0	2000	1964	(11,321.00)	0
36500			0	2001	1964	(6,678.00)	0
36500			0	2002	1964	(1,720.00)	0
36500			0	2003	1964	(3,762.69)	0
36500			0	2004	1964	(1,187.70)	0
36500			0	2006	1964	(1,512.95)	0
36500			0	2007	1964	(1,806.60)	0
36500			3	2008	1964	10,407.55	0
36500			0	2008	1964	(1,101.35)	0
36500			0	2009	1964	(69,917.02)	0
36500			0	2010	1964	(32,602.97)	0
36500			0	2011	1964	(19,179.61)	0
36500			0	2011	1964	(5,814.09)	0
36500			8	2011	1964	966,019.57	0
36500			9	1965	1965	1,872,762.00	0
36500			0	1965	1965	(7,886.00)	0
36500			0	1966	1965	(11,346.00)	0
36500			0	1967	1965	(9,597.00)	0
36500			0	1968	1965	(7,983.00)	0
36500			0	1969	1965	(13,400.00)	0
36500			0	1970	1965	(6,911.00)	0
36500			0	1971	1965	(10,453.00)	0
36500			0	1972	1965	(8,650.00)	0
36500			0	1973	1965	(8,472.00)	0
36500			0	1974	1965	(15,064.00)	0
36500			0	1975	1965	(10,396.00)	0
36500			0	1976	1965	(11,776.00)	0
36500			0	1977	1965	(10,164.00)	0
36500			0	1978	1965	(11,411.00)	0
36500			0	1979	1965	(9,285.00)	0
36500			0	1980	1965	(16,939.00)	0
36500			0	1981	1965	(13,586.00)	0
36500			0	1982	1965	(9,927.00)	0
36500			0	1983	1965	(12,384.00)	0
36500			0	1984	1965	(3,198.00)	0
36500			0	1985	1965	(13,256.00)	0
36500			0	1986	1965	(14,132.00)	0
36500			0	1987	1965	(23,023.00)	0
36500			0	1988	1965	(20,850.00)	0
36500			0	1989	1965	(27,420.00)	0
36500			0	1990	1965	(36,630.00)	0
36500			0	1991	1965	(13,334.00)	0

Charnas

AccountNumber	GroupNumber	CompanyNumber	TransactionCode	TransactionYear	InstallationYear	Amount	AdjustedTY
36500			0	1992	1965	(21,044.00)	0
36500			0	1993	1965	(12,576.00)	0
36500			0	1994	1965	(27,058.00)	0
36500			0	1995	1965	(23,193.00)	0
36500			3	1996	1965	6,638.00	0
36500			0	1996	1965	(15,772.00)	0
36500			3	1997	1965	(2,045.00)	0
36500			0	1997	1965	(23,521.00)	0
36500			0	1998	1965	(5,356.00)	0
36500			3	1999	1965	25,879.00	0
36500			0	1999	1965	(8,948.00)	0
36500			0	2000	1965	(4,671.00)	0
36500			0	2001	1965	(2,830.00)	0
36500			0	2002	1965	(511.00)	0
36500			0	2003	1965	(6,710.26)	0
36500			0	2004	1965	(644.31)	0
36500			0	2006	1965	(2,948.01)	0
36500			0	2007	1965	(16,730.16)	0
36500			3	2008	1965	15,886.96	0
36500			0	2008	1965	(3,701.73)	0
36500			0	2009	1965	(63,374.47)	0
36500			0	2010	1965	(38,251.49)	0
36500			0	2011	1965	(20,250.11)	0
36500			0	2011	1965	(7,015.00)	0
36500			8	2011	1965	1,256,542.42	0
36500			9	1966	1966	1,438,125.00	0
36500			0	1966	1966	(8,774.00)	0
36500			0	1967	1966	(11,719.00)	0
36500			0	1968	1966	(6,470.00)	0
36500			0	1969	1966	(7,391.00)	0
36500			0	1970	1966	(6,883.00)	0
36500			0	1971	1966	(7,098.00)	0
36500			0	1972	1966	(7,882.00)	0
36500			0	1973	1966	(4,573.00)	0
36500			0	1974	1966	(5,319.00)	0
36500			0	1975	1966	(3,859.00)	0
36500			0	1976	1966	(4,689.00)	0
36500			0	1977	1966	(2,831.00)	0
36500			0	1978	1966	(4,174.00)	0
36500			0	1979	1966	(5,517.00)	0
36500			0	1980	1966	(3,847.00)	0
36500			0	1981	1966	(3,274.00)	0
36500			0	1982	1966	(19,967.00)	0
36500			0	1983	1966	(5,117.00)	0
36500			0	1984	1966	(7,225.00)	0
36500			0	1985	1966	(15,492.00)	0
36500			0	1986	1966	(7,929.00)	0
36500			0	1987	1966	(10,324.00)	0
36500			0	1988	1966	(14,761.00)	0
36500			0	1989	1966	(15,476.00)	0
36500			0	1990	1966	(22,194.00)	0
36500			0	1991	1966	(15,359.00)	0
36500			0	1992	1966	(18,512.00)	0
36500			0	1993	1966	(15,273.00)	0
36500			0	1994	1966	(20,206.00)	0
36500			0	1995	1966	(14,960.00)	0
36500			3	1996	1966	5,408.00	0
36500			0	1996	1966	(6,354.00)	0
36500			3	1997	1966	1,657.00	0
36500			0	1997	1966	(13,338.00)	0

Charnas

AccountNumber	GroupNumber	CompanyNumber	TransactionCode	TransactionYear	InstallationYear	Amount	AdjustedTY
36500			0	1998	1966	(9,536.00)	0
36500			3	1999	1966	9,446.00	0
36500			0	1999	1966	(5,317.00)	0
36500			0	2000	1966	(1,318.00)	0
36500			0	2001	1966	(4,341.00)	0
36500			0	2002	1966	(348.00)	0
36500			0	2003	1966	(3,202.64)	0
36500			0	2004	1966	(295.98)	0
36500			0	2006	1966	(295.73)	0
36500			0	2007	1966	(63.36)	0
36500			3	2008	1966	53,866.22	0
36500			0	2008	1966	(112.20)	0
36500			0	2009	1966	(51,978.87)	0
36500			0	2010	1966	(31,063.07)	0
36500			0	2011	1966	(37,421.25)	0
36500			0	2011	1966	(5,532.43)	0
36500			8	2011	1966	1,040,889.69	0
36500			9	1967	1967	1,645,772.00	0
36500			0	1967	1967	(10,101.00)	0
36500			0	1968	1967	(11,995.00)	0
36500			0	1969	1967	(10,879.00)	0
36500			0	1970	1967	(27,131.00)	0
36500			0	1971	1967	(13,070.00)	0
36500			0	1972	1967	(6,524.00)	0
36500			0	1973	1967	(5,694.00)	0
36500			0	1974	1967	(9,561.00)	0
36500			0	1975	1967	(4,760.00)	0
36500			0	1976	1967	(7,121.00)	0
36500			0	1977	1967	(4,738.00)	0
36500			0	1978	1967	(4,281.00)	0
36500			0	1979	1967	(6,380.00)	0
36500			0	1980	1967	(4,381.00)	0
36500			0	1981	1967	(5,547.00)	0
36500			0	1982	1967	(5,243.00)	0
36500			0	1983	1967	(3,032.00)	0
36500			0	1984	1967	(5,939.00)	0
36500			0	1985	1967	(7,199.00)	0
36500			0	1986	1967	(10,835.00)	0
36500			0	1987	1967	(7,937.00)	0
36500			0	1988	1967	(6,208.00)	0
36500			0	1989	1967	(6,897.00)	0
36500			0	1990	1967	(10,727.00)	0
36500			0	1991	1967	(17,112.00)	0
36500			0	1992	1967	(18,757.00)	0
36500			0	1993	1967	(8,861.00)	0
36500			0	1994	1967	(23,683.00)	0
36500			0	1995	1967	(18,455.00)	0
36500			3	1996	1967	3,756.00	0
36500			0	1996	1967	(29,145.00)	0
36500			3	1997	1967	239.00	0
36500			0	1997	1967	(32,335.00)	0
36500			0	1998	1967	(8,990.00)	0
36500			3	1999	1967	3,711.00	0
36500			0	1999	1967	(6,271.00)	0
36500			0	2000	1967	(6,832.00)	0
36500			0	2001	1967	(2,157.00)	0
36500			0	2002	1967	(344.00)	0
36500			0	2003	1967	(1,516.48)	0
36500			0	2004	1967	(1,492.62)	0
36500			0	2006	1967	(1,411.19)	0

Charnas

AccountNumber	GroupNumber	CompanyNumber	TransactionCode	TransactionYear	InstallationYear	Amount	AdjustedTY
36500			0	2007	1967	(3,138.45)	0
36500			3	2008	1967	18,847.51	0
36500			0	2008	1967	(10.19)	0
36500			0	2009	1967	(58,901.14)	0
36500			0	2010	1967	(34,122.52)	0
36500			0	2011	1967	(16,453.37)	0
36500			0	2011	1967	(5,553.76)	0
36500			8	2011	1967	1,180,603.79	0
36500			9	1968	1968	2,118,162.00	0
36500			0	1968	1968	(6,354.00)	0
36500			0	1969	1968	(19,688.00)	0
36500			0	1970	1968	(15,334.00)	0
36500			0	1971	1968	(14,541.00)	0
36500			0	1972	1968	(16,452.00)	0
36500			0	1973	1968	(11,989.00)	0
36500			0	1974	1968	(16,513.00)	0
36500			0	1975	1968	(12,263.00)	0
36500			0	1976	1968	(10,218.00)	0
36500			0	1977	1968	(10,208.00)	0
36500			0	1978	1968	(14,684.00)	0
36500			0	1979	1968	(9,791.00)	0
36500			0	1980	1968	(11,931.00)	0
36500			0	1981	1968	(12,615.00)	0
36500			0	1982	1968	(8,110.00)	0
36500			0	1983	1968	(29,374.00)	0
36500			0	1984	1968	(3,725.00)	0
36500			0	1985	1968	(10,845.00)	0
36500			0	1986	1968	(21,997.00)	0
36500			0	1987	1968	(16,563.00)	0
36500			0	1988	1968	(14,189.00)	0
36500			0	1989	1968	(21,791.00)	0
36500			0	1990	1968	(23,103.00)	0
36500			0	1991	1968	(17,798.00)	0
36500			0	1992	1968	(18,277.00)	0
36500			0	1993	1968	(19,055.00)	0
36500			0	1994	1968	(28,425.00)	0
36500			0	1995	1968	(27,174.00)	0
36500			3	1996	1968	7,297.00	0
36500			0	1996	1968	(12,906.00)	0
36500			3	1997	1968	185.00	0
36500			0	1997	1968	(10,198.00)	0
36500			0	1998	1968	(13,815.00)	0
36500			3	1999	1968	60,171.00	0
36500			0	1999	1968	(14,795.00)	0
36500			0	2000	1968	(11,127.00)	0
36500			0	2001	1968	(2,241.00)	0
36500			0	2002	1968	(1,326.00)	0
36500			0	2003	1968	(5,765.48)	0
36500			0	2004	1968	(4,990.85)	0
36500			0	2006	1968	(24,532.35)	0
36500			0	2007	1968	(7,648.53)	0
36500			3	2008	1968	16,885.12	0
36500			0	2008	1968	(5,101.47)	0
36500			0	2009	1968	(86,097.95)	0
36500			0	2010	1968	(39,172.74)	0
36500			0	2011	1968	(20,945.68)	0
36500			0	2011	1968	(4,283.01)	0
36500			8	2011	1968	1,494,747.06	0
36500			9	1969	1969	2,034,595.00	0
36500			0	1969	1969	(7,966.00)	0

Charnas

AccountNumber	GroupNumber	CompanyNumber	TransactionCode	TransactionYear	InstallationYear	Amount	AdjustedTY
36500			0	1970	1969	(20,575.00)	0
36500			0	1971	1969	(12,097.00)	0
36500			0	1972	1969	(10,251.00)	0
36500			0	1973	1969	(13,678.00)	0
36500			0	1974	1969	(18,227.00)	0
36500			0	1975	1969	(5,757.00)	0
36500			0	1976	1969	(5,263.00)	0
36500			0	1977	1969	(5,363.00)	0
36500			0	1978	1969	(8,611.00)	0
36500			0	1979	1969	(5,079.00)	0
36500			0	1980	1969	(18,183.00)	0
36500			0	1981	1969	(8,078.00)	0
36500			0	1982	1969	(7,681.00)	0
36500			0	1983	1969	(5,386.00)	0
36500			0	1984	1969	(15,011.00)	0
36500			0	1985	1969	(4,151.00)	0
36500			0	1986	1969	(15,574.00)	0
36500			0	1987	1969	(12,625.00)	0
36500			0	1988	1969	(16,097.00)	0
36500			0	1989	1969	(17,981.00)	0
36500			0	1990	1969	(8,952.00)	0
36500			0	1991	1969	(11,454.00)	0
36500			0	1992	1969	(15,228.00)	0
36500			0	1993	1969	(16,750.00)	0
36500			0	1994	1969	(11,060.00)	0
36500			0	1995	1969	(36,636.00)	0
36500			3	1996	1969	3,499.00	0
36500			0	1996	1969	(17,191.00)	0
36500			0	1997	1969	(39,268.00)	0
36500			0	1998	1969	(13,802.00)	0
36500			3	1999	1969	1,444.00	0
36500			0	1999	1969	(19,566.00)	0
36500			0	2000	1969	(19,152.00)	0
36500			0	2001	1969	(2,366.00)	0
36500			0	2002	1969	(689.00)	0
36500			0	2003	1969	(8,778.03)	0
36500			0	2004	1969	(485.92)	0
36500			0	2006	1969	(3,095.01)	0
36500			0	2007	1969	(53.94)	0
36500			3	2008	1969	118,345.99	0
36500			0	2008	1969	(9.09)	0
36500			0	2009	1969	(60,277.96)	0
36500			0	2010	1969	(35,859.31)	0
36500			0	2011	1969	(18,436.71)	0
36500			0	2011	1969	(7,322.91)	0
36500			8	2011	1969	1,577,817.11	0
36500			9	1970	1970	2,000,542.00	0
36500			0	1970	1970	(379.00)	0
36500			0	1971	1970	(28,661.00)	0
36500			0	1972	1970	(15,652.00)	0
36500			0	1973	1970	(9,412.00)	0
36500			0	1974	1970	(15,523.00)	0
36500			0	1975	1970	(17,325.00)	0
36500			0	1976	1970	(9,421.00)	0
36500			0	1977	1970	(9,215.00)	0
36500			0	1978	1970	(9,341.00)	0
36500			0	1979	1970	(15,727.00)	0
36500			0	1980	1970	(9,819.00)	0
36500			0	1981	1970	(15,952.00)	0
36500			0	1982	1970	(14,180.00)	0

AccountNumber	GroupNumber	CompanyNumber	TransactionCode	TransactionYear	InstallationYear	Amount	AdjustedTY
36500			0	1983	1970	(15,278.00)	0
36500			0	1984	1970	(6,120.00)	0
36500			0	1985	1970	(6,921.00)	0
36500			0	1986	1970	(16,041.00)	0
36500			0	1987	1970	(16,192.00)	0
36500			0	1988	1970	(21,143.00)	0
36500			0	1989	1970	(26,861.00)	0
36500			0	1990	1970	(27,186.00)	0
36500			0	1991	1970	(34,296.00)	0
36500			0	1992	1970	(31,946.00)	0
36500			0	1993	1970	(37,902.00)	0
36500			0	1994	1970	(35,225.00)	0
36500			0	1995	1970	(46,261.00)	0
36500			3	1996	1970	5,677.00	0
36500			0	1996	1970	(47,590.00)	0
36500			0	1997	1970	(49,055.00)	0
36500			3	1998	1970	84.00	0
36500			0	1998	1970	(27,687.00)	0
36500			3	1999	1970	1,374.00	0
36500			0	1999	1970	(48,000.00)	0
36500			0	2000	1970	(34,426.00)	0
36500			0	2001	1970	(9,603.00)	0
36500			0	2002	1970	(2,712.00)	0
36500			0	2003	1970	(4,170.14)	0
36500			0	2004	1970	(2,056.76)	0
36500			0	2006	1970	(901.00)	0
36500			0	2007	1970	(225.87)	0
36500			3	2008	1970	22,977.45	0
36500			0	2008	1970	(272.12)	0
36500			0	2009	1970	(45,209.77)	0
36500			0	2010	1970	(27,700.72)	0
36500			0	2011	1970	(14,515.22)	0
36500			0	2011	1970	(4,212.26)	0
36500			8	2011	1970	1,220,338.59	0
36500			9	1971	1971	2,586,121.00	0
36500			0	1971	1971	(578.00)	0
36500			0	1972	1971	(17,780.00)	0
36500			0	1973	1971	(13,160.00)	0
36500			0	1974	1971	(6,869.00)	0
36500			0	1975	1971	(4,269.00)	0
36500			0	1976	1971	(11,436.00)	0
36500			0	1977	1971	(9,859.00)	0
36500			0	1978	1971	(5,760.00)	0
36500			0	1979	1971	(6,339.00)	0
36500			0	1980	1971	(5,011.00)	0
36500			0	1981	1971	(6,023.00)	0
36500			0	1982	1971	(3,976.00)	0
36500			0	1984	1971	(6,246.00)	0
36500			0	1985	1971	(6,760.00)	0
36500			0	1986	1971	(4,721.00)	0
36500			0	1987	1971	(13,222.00)	0
36500			0	1988	1971	(11,118.00)	0
36500			0	1989	1971	(9,567.00)	0
36500			0	1990	1971	(13,468.00)	0
36500			0	1991	1971	(10,358.00)	0
36500			0	1992	1971	(11,826.00)	0
36500			0	1993	1971	(11,728.00)	0
36500			0	1994	1971	(27,664.00)	0
36500			0	1995	1971	(17,691.00)	0
36500			3	1996	1971	10,849.00	0

Charnas

AccountNumber	GroupNumber	CompanyNumber	TransactionCode	TransactionYear	InstallationYear	Amount	AdjustedTY
36500			0	1996	1971	(22,173.00)	0
36500			3	1997	1971	(1,028.00)	0
36500			0	1997	1971	(7,602.00)	0
36500			0	1998	1971	(17,358.00)	0
36500			3	1999	1971	6,938.00	0
36500			0	1999	1971	(17,117.00)	0
36500			0	2000	1971	(2,421.00)	0
36500			0	2001	1971	(2,249.00)	0
36500			0	2002	1971	(174.00)	0
36500			0	2003	1971	(1,430.47)	0
36500			0	2004	1971	(382.78)	0
36500			0	2006	1971	(9,438.32)	0
36500			0	2007	1971	(5,237.26)	0
36500			3	2008	1971	22,428.13	0
36500			0	2008	1971	(9.87)	0
36500			0	2009	1971	(78,053.54)	0
36500			0	2010	1971	(41,988.35)	0
36500			0	2011	1971	(20,677.49)	0
36500			0	2011	1971	(6,773.66)	0
36500			8	2011	1971	2,156,793.39	0
36500			9	1972	1972	2,110,782.00	0
36500			0	1972	1972	(124.00)	0
36500			0	1973	1972	(13,249.00)	0
36500			0	1974	1972	(7,475.00)	0
36500			0	1975	1972	(4,682.00)	0
36500			0	1976	1972	(17,499.00)	0
36500			0	1977	1972	(7,981.00)	0
36500			0	1978	1972	(6,805.00)	0
36500			0	1979	1972	(6,585.00)	0
36500			0	1980	1972	(10,454.00)	0
36500			0	1981	1972	(5,919.00)	0
36500			0	1982	1972	(7,542.00)	0
36500			0	1983	1972	(12,858.00)	0
36500			0	1984	1972	(19,501.00)	0
36500			0	1985	1972	(7,241.00)	0
36500			0	1986	1972	(5,798.00)	0
36500			0	1987	1972	(12,147.00)	0
36500			0	1988	1972	(11,282.00)	0
36500			0	1989	1972	(12,571.00)	0
36500			0	1990	1972	(21,086.00)	0
36500			0	1991	1972	(18,428.00)	0
36500			0	1992	1972	(23,630.00)	0
36500			0	1993	1972	(9,214.00)	0
36500			0	1994	1972	(19,112.00)	0
36500			0	1995	1972	(10,963.00)	0
36500			3	1996	1972	5,369.00	0
36500			0	1996	1972	(14,724.00)	0
36500			0	1997	1972	(16,075.00)	0
36500			3	1998	1972	627.00	0
36500			0	1998	1972	(8,605.00)	0
36500			3	1999	1972	1,384.00	0
36500			0	1999	1972	(8,447.00)	0
36500			0	2000	1972	(10,969.00)	0
36500			0	2001	1972	(6,784.00)	0
36500			0	2002	1972	(893.00)	0
36500			0	2003	1972	(5,445.63)	0
36500			0	2004	1972	(2,007.11)	0
36500			0	2007	1972	(8,516.95)	0
36500			3	2008	1972	87,337.07	0
36500			0	2008	1972	(8.42)	0

Charnas

AccountNumber	GroupNumber	CompanyNumber	TransactionCode	TransactionYear	InstallationYear	Amount	AdjustedTY
36500			0	2009	1972	(75,780.59)	0
36500			0	2010	1972	(31,967.85)	0
36500			0	2011	1972	(17,823.45)	0
36500			0	2011	1972	(5,691.43)	0
36500			8	2011	1972	1,719,614.64	0
36500			9	1973	1973	2,409,327.00	0
36500			0	1973	1973	(6,898.00)	0
36500			0	1974	1973	(8,158.00)	0
36500			0	1975	1973	(11,861.00)	0
36500			0	1976	1973	(5,851.00)	0
36500			0	1977	1973	(5,966.00)	0
36500			0	1978	1973	(8,883.00)	0
36500			0	1979	1973	(8,060.00)	0
36500			0	1980	1973	(4,957.00)	0
36500			0	1981	1973	(4,835.00)	0
36500			0	1982	1973	(1,863.00)	0
36500			0	1983	1973	(5,528.00)	0
36500			0	1984	1973	(6,477.00)	0
36500			0	1985	1973	(9,804.00)	0
36500			0	1986	1973	(10,944.00)	0
36500			0	1987	1973	(13,268.00)	0
36500			0	1988	1973	(8,830.00)	0
36500			0	1989	1973	(14,309.00)	0
36500			0	1990	1973	(15,502.00)	0
36500			0	1991	1973	(11,818.00)	0
36500			0	1992	1973	(20,043.00)	0
36500			3	1993	1973	449.00	0
36500			0	1993	1973	(15,625.00)	0
36500			0	1994	1973	(14,836.00)	0
36500			0	1995	1973	(8,044.00)	0
36500			3	1996	1973	1,144.00	0
36500			0	1996	1973	(13,989.00)	0
36500			0	1997	1973	(11,034.00)	0
36500			3	1998	1973	16.00	0
36500			0	1998	1973	(7,712.00)	0
36500			3	1999	1973	94.00	0
36500			0	1999	1973	(12,018.00)	0
36500			0	2000	1973	(13,552.00)	0
36500			0	2001	1973	(4,473.00)	0
36500			0	2002	1973	(651.00)	0
36500			0	2003	1973	(749.52)	0
36500			0	2004	1973	(1,809.26)	0
36500			0	2006	1973	(208.86)	0
36500			0	2007	1973	(9,314.73)	0
36500			3	2008	1973	78,072.38	0
36500			0	2008	1973	(856.75)	0
36500			0	2009	1973	(65,808.74)	0
36500			0	2010	1973	(46,251.18)	0
36500			0	2011	1973	(42,513.26)	0
36500			0	2011	1973	(5,733.13)	0
36500			8	2011	1973	2,030,067.95	0
36500			9	1974	1974	3,074,326.00	0
36500			0	1974	1974	(9,096.00)	0
36500			0	1975	1974	(18,386.00)	0
36500			0	1976	1974	(12,466.00)	0
36500			0	1977	1974	(6,381.00)	0
36500			0	1978	1974	(7,791.00)	0
36500			0	1979	1974	(11,020.00)	0
36500			0	1980	1974	(5,384.00)	0
36500			0	1981	1974	(7,911.00)	0

Charnas

AccountNumber	GroupNumber	CompanyNumber	TransactionCode	TransactionYear	InstallationYear	Amount	AdjustedTY
36500			0	1982	1974	(6,197.00)	0
36500			0	1983	1974	(7,093.00)	0
36500			0	1984	1974	(9,318.00)	0
36500			0	1985	1974	(5,015.00)	0
36500			0	1986	1974	(8,124.00)	0
36500			0	1987	1974	(18,405.00)	0
36500			0	1988	1974	(20,888.00)	0
36500			0	1989	1974	(26,888.00)	0
36500			0	1990	1974	(21,664.00)	0
36500			0	1991	1974	(13,507.00)	0
36500			0	1992	1974	(20,356.00)	0
36500			0	1993	1974	(18,908.00)	0
36500			0	1994	1974	(24,869.00)	0
36500			0	1995	1974	(15,618.00)	0
36500			3	1996	1974	1,164.00	0
36500			0	1996	1974	(18,181.00)	0
36500			3	1997	1974	1,028.00	0
36500			0	1997	1974	(19,877.00)	0
36500			3	1998	1974	12,885.00	0
36500			0	1998	1974	(7,838.00)	0
36500			3	1999	1974	19,707.00	0
36500			0	1999	1974	(19,656.00)	0
36500			0	2000	1974	(3,404.00)	0
36500			0	2001	1974	(1,403.00)	0
36500			0	2002	1974	(763.00)	0
36500			0	2003	1974	(1,132.16)	0
36500			0	2004	1974	(253.88)	0
36500			3	2008	1974	42,478.90	0
36500			0	2008	1974	(9.53)	0
36500			0	2009	1974	(84,896.84)	0
36500			0	2010	1974	(65,199.32)	0
36500			0	2011	1974	(35,841.53)	0
36500			0	2011	1974	(7,690.26)	0
36500			8	2011	1974	2,590,158.38	0
36500			9	1975	1975	2,304,769.00	0
36500			0	1975	1975	(7,247.00)	0
36500			0	1976	1975	(9,634.00)	0
36500			0	1977	1975	(5,988.00)	0
36500			0	1978	1975	(11,841.00)	0
36500			0	1979	1975	(8,832.00)	0
36500			0	1980	1975	(9,019.00)	0
36500			0	1981	1975	(9,042.00)	0
36500			0	1982	1975	(10,413.00)	0
36500			0	1983	1975	(17,161.00)	0
36500			0	1984	1975	(32,507.00)	0
36500			0	1985	1975	(24,634.00)	0
36500			0	1986	1975	(24,120.00)	0
36500			0	1987	1975	(15,635.00)	0
36500			0	1988	1975	(16,776.00)	0
36500			0	1989	1975	(25,116.00)	0
36500			0	1990	1975	(25,423.00)	0
36500			0	1991	1975	(22,515.00)	0
36500			0	1992	1975	(20,907.00)	0
36500			3	1993	1975	61.00	0
36500			0	1993	1975	(24,062.00)	0
36500			0	1994	1975	(30,774.00)	0
36500			0	1995	1975	(28,994.00)	0
36500			3	1996	1975	2,200.00	0
36500			0	1996	1975	(37,114.00)	0
36500			0	1997	1975	(26,608.00)	0

AccountNumber	GroupNumber	CompanyNumber	TransactionCode	TransactionYear	InstallationYear	Amount	AdjustedTY
36500			3	1998	1975	21,055.00	0
36500			0	1998	1975	(43,119.00)	0
36500			3	1999	1975	5,936.00	0
36500			0	1999	1975	(53,249.00)	0
36500			0	2000	1975	(17,965.00)	0
36500			0	2001	1975	(23,334.00)	0
36500			0	2002	1975	(3,016.00)	0
36500			0	2003	1975	(1,161.77)	0
36500			0	2004	1975	(2,426.67)	0
36500			0	2006	1975	(2.15)	0
36500			3	2008	1975	20,481.82	0
36500			0	2008	1975	(2.10)	0
36500			0	2009	1975	(47,416.34)	0
36500			0	2010	1975	(30,227.77)	0
36500			0	2011	1975	(18,603.26)	0
36500			0	2011	1975	(3,890.49)	0
36500			8	2011	1975	1,665,727.27	0
36500			9	1976	1976	2,034,473.00	0
36500			0	1976	1976	(10,543.00)	0
36500			0	1977	1976	(12,762.00)	0
36500			0	1978	1976	(9,867.00)	0
36500			0	1979	1976	(6,731.00)	0
36500			0	1980	1976	(7,741.00)	0
36500			0	1981	1976	(5,470.00)	0
36500			0	1982	1976	(6,328.00)	0
36500			0	1983	1976	(7,335.00)	0
36500			0	1984	1976	(3,343.00)	0
36500			0	1985	1976	(2,925.00)	0
36500			0	1986	1976	(10,581.00)	0
36500			0	1987	1976	(10,561.00)	0
36500			0	1988	1976	(16,769.00)	0
36500			0	1989	1976	(22,753.00)	0
36500			0	1990	1976	(16,153.00)	0
36500			0	1991	1976	(10,390.00)	0
36500			0	1992	1976	(16,126.00)	0
36500			0	1993	1976	(14,266.00)	0
36500			0	1994	1976	(16,157.00)	0
36500			0	1995	1976	(11,109.00)	0
36500			3	1996	1976	3,464.00	0
36500			0	1996	1976	(12,356.00)	0
36500			3	1997	1976	1.00	0
36500			0	1997	1976	(10,976.00)	0
36500			0	1998	1976	(2,711.00)	0
36500			3	1999	1976	10,232.00	0
36500			0	1999	1976	(2,973.00)	0
36500			0	2000	1976	(4,139.00)	0
36500			0	2001	1976	(3,138.00)	0
36500			0	2002	1976	(1,742.00)	0
36500			0	2003	1976	(1,164.56)	0
36500			0	2004	1976	(705.90)	0
36500			3	2008	1976	20,458.57	0
36500			0	2008	1976	(9.32)	0
36500			0	2009	1976	(56,694.53)	0
36500			0	2010	1976	(35,537.22)	0
36500			0	2011	1976	(27,183.56)	0
36500			0	2011	1976	(5,067.62)	0
36500			8	2011	1976	1,686,320.86	0
36500			9	1977	1977	2,726,491.00	0
36500			0	1977	1977	(8,436.00)	0
36500			0	1978	1977	(21,680.00)	0

Charnas

AccountNumber	GroupNumber	CompanyNumber	TransactionCode	TransactionYear	InstallationYear	Amount	AdjustedTY
36500			0	1979	1977	(9,268.00)	0
36500			0	1980	1977	(4,453.00)	0
36500			0	1981	1977	(11,399.00)	0
36500			0	1982	1977	(6,854.00)	0
36500			0	1983	1977	(3,076.00)	0
36500			0	1984	1977	(7,530.00)	0
36500			0	1985	1977	(3,774.00)	0
36500			0	1986	1977	(12,279.00)	0
36500			0	1987	1977	(23,426.00)	0
36500			0	1988	1977	(12,276.00)	0
36500			0	1989	1977	(12,159.00)	0
36500			0	1990	1977	(27,164.00)	0
36500			0	1991	1977	(4,912.00)	0
36500			0	1992	1977	(10,489.00)	0
36500			0	1993	1977	(16,530.00)	0
36500			0	1994	1977	(14,228.00)	0
36500			0	1995	1977	(54,101.00)	0
36500			0	1996	1977	(19,233.00)	0
36500			0	1997	1977	280.00	1996
36500			0	1998	1977	(12,513.00)	0
36500			3	1999	1977	6,510.00	0
36500			0	1999	1977	(12,458.00)	0
36500			0	2000	1977	(7,480.00)	0
36500			0	2001	1977	(3,523.00)	0
36500			0	2002	1977	(315.00)	0
36500			0	2003	1977	(3,625.69)	0
36500			0	2004	1977	(125.37)	0
36500			0	2007	1977	(935.16)	0
36500			3	2008	1977	57,265.05	0
36500			0	2008	1977	(4.69)	0
36500			0	2009	1977	(65,661.68)	0
36500			0	2010	1977	(35,517.74)	0
36500			0	2011	1977	(21,812.65)	0
36500			0	2011	1977	(5,151.81)	0
36500			8	2011	1977	2,338,155.26	0
36500			9	1978	1978	3,264,235.00	0
36500			0	1978	1978	(5,966.00)	0
36500			0	1979	1978	(13,180.00)	0
36500			0	1980	1978	(9,236.00)	0
36500			0	1981	1978	(7,976.00)	0
36500			0	1982	1978	(8,343.00)	0
36500			0	1983	1978	(8,715.00)	0
36500			0	1984	1978	(13,329.00)	0
36500			0	1985	1978	(22,724.00)	0
36500			0	1986	1978	(7,099.00)	0
36500			0	1987	1978	(17,579.00)	0
36500			0	1988	1978	(17,793.00)	0
36500			0	1989	1978	(13,496.00)	0
36500			0	1990	1978	(18,231.00)	0
36500			0	1991	1978	(27,599.00)	0
36500			0	1992	1978	(28,484.00)	0
36500			3	1993	1978	477.00	0
36500			0	1993	1978	(19,993.00)	0
36500			0	1994	1978	(39,060.00)	0
36500			0	1995	1978	(18,308.00)	0
36500			0	1996	1978	(22,940.00)	0
36500			0	1997	1978	(33,418.00)	0
36500			0	1998	1978	(20,038.00)	0
36500			3	1999	1978	6,990.00	0
36500			0	1999	1978	(15,417.00)	0

Charnas

AccountNumber	GroupNumber	CompanyNumber	TransactionCode	TransactionYear	InstallationYear	Amount	AdjustedTY
36500			0	2000	1978	(14,126.00)	0
36500			0	2001	1978	(4,476.00)	0
36500			0	2002	1978	(1,657.00)	0
36500			0	2003	1978	(2,833.44)	0
36500			0	2004	1978	(2,766.13)	0
36500			0	2007	1978	(6.48)	0
36500			3	2008	1978	57,571.39	0
36500			0	2008	1978	(4.79)	0
36500			0	2009	1978	(68,867.67)	0
36500			0	2010	1978	(42,741.29)	0
36500			0	2011	1978	(25,612.11)	0
36500			0	2011	1978	(4,935.14)	0
36500			8	2011	1978	2,772,323.34	0
36500			9	1979	1979	3,807,073.00	0
36500			0	1979	1979	(8,415.00)	0
36500			0	1980	1979	(18,331.00)	0
36500			0	1981	1979	(11,143.00)	0
36500			0	1982	1979	(11,398.00)	0
36500			0	1983	1979	(12,136.00)	0
36500			0	1984	1979	(2,728.00)	0
36500			0	1985	1979	(6,554.00)	0
36500			0	1986	1979	(15,516.00)	0
36500			0	1987	1979	(43,659.00)	0
36500			0	1988	1979	(16,106.00)	0
36500			0	1989	1979	(19,902.00)	0
36500			0	1990	1979	(21,047.00)	0
36500			0	1991	1979	(17,459.00)	0
36500			0	1992	1979	(28,479.00)	0
36500			0	1993	1979	(22,946.00)	0
36500			0	1994	1979	(56,265.00)	0
36500			0	1995	1979	(16,272.00)	0
36500			0	1996	1979	(17,317.00)	0
36500			0	1997	1979	(13,697.00)	0
36500			3	1998	1979	130.00	0
36500			0	1998	1979	(12,021.00)	0
36500			3	1999	1979	10,656.00	0
36500			0	1999	1979	(10,401.00)	0
36500			0	2000	1979	(10,237.00)	0
36500			0	2001	1979	(6,660.00)	0
36500			0	2002	1979	(1,358.00)	0
36500			0	2003	1979	(3,413.48)	0
36500			0	2004	1979	(1,557.73)	0
36500			0	2006	1979	(269.29)	0
36500			3	2008	1979	73,569.77	0
36500			0	2008	1979	(5.15)	0
36500			0	2009	1979	(79,052.32)	0
36500			0	2010	1979	(55,134.75)	0
36500			0	2011	1979	(57,131.98)	0
36500			0	2011	1979	(5,698.10)	0
36500			8	2011	1979	3,289,118.97	0
36500			9	1980	1980	4,173,987.00	0
36500			0	1980	1980	(7,611.00)	0
36500			0	1981	1980	(16,151.00)	0
36500			0	1982	1980	(31,781.00)	0
36500			0	1983	1980	(972.00)	0
36500			0	1984	1980	(12,369.00)	0
36500			0	1985	1980	(14,940.00)	0
36500			0	1986	1980	(12,176.00)	0
36500			0	1987	1980	(23,611.00)	0
36500			0	1988	1980	(23,161.00)	0

AccountNumber	GroupNumber	CompanyNumber	TransactionCode	TransactionYear	InstallationYear	Amount	AdjustedTY
36500			0	1989	1980	(29,642.00)	0
36500			0	1990	1980	(34,480.00)	0
36500			0	1991	1980	(26,105.00)	0
36500			0	1992	1980	(32,485.00)	0
36500			0	1993	1980	(48,031.00)	0
36500			0	1994	1980	(54,079.00)	0
36500			0	1995	1980	(69,938.00)	0
36500			0	1996	1980	(79,075.00)	0
36500			0	1997	1980	(68,907.00)	0
36500			3	1998	1980	743.00	0
36500			0	1998	1980	(59,817.00)	0
36500			3	1999	1980	30,866.00	0
36500			0	1999	1980	(75,872.00)	0
36500			0	2000	1980	(82,710.00)	0
36500			0	2001	1980	(17,122.00)	0
36500			0	2002	1980	(15,958.00)	0
36500			0	2003	1980	(20,509.97)	0
36500			0	2004	1980	(7,898.40)	0
36500			0	2006	1980	(785.44)	0
36500			3	2008	1980	26,039.69	0
36500			0	2008	1980	(5.69)	0
36500			0	2009	1980	(80,755.16)	0
36500			0	2010	1980	(55,852.03)	0
36500			0	2011	1980	(43,165.94)	0
36500			0	2011	1980	(5,666.19)	0
36500			8	2011	1980	3,180,003.87	0
36500			9	1981	1981	3,354,611.00	0
36500			0	1981	1981	(9,848.00)	0
36500			0	1982	1981	(13,480.00)	0
36500			0	1983	1981	(7,566.00)	0
36500			0	1984	1981	(10,239.00)	0
36500			0	1985	1981	(17,713.00)	0
36500			0	1986	1981	(11,754.00)	0
36500			0	1987	1981	(40,800.00)	0
36500			0	1988	1981	(18,554.00)	0
36500			0	1989	1981	(11,336.00)	0
36500			0	1990	1981	(16,779.00)	0
36500			0	1991	1981	(15,361.00)	0
36500			0	1992	1981	(14,723.00)	0
36500			0	1993	1981	(26,333.00)	0
36500			0	1994	1981	(18,716.00)	0
36500			0	1995	1981	(15,886.00)	0
36500			3	1996	1981	5,253.00	0
36500			0	1996	1981	(6,447.00)	0
36500			0	1997	1981	(9,809.00)	0
36500			3	1998	1981	2,326.00	0
36500			0	1998	1981	(5,917.00)	0
36500			3	1999	1981	44,866.00	0
36500			0	1999	1981	(9,097.00)	0
36500			0	2000	1981	(8,121.00)	0
36500			0	2001	1981	(6,717.00)	0
36500			0	2002	1981	(1,494.00)	0
36500			0	2003	1981	(1,320.34)	0
36500			0	2004	1981	(2,204.37)	0
36500			0	2006	1981	(35.41)	0
36500			3	2008	1981	132,630.38	0
36500			0	2008	1981	(3.94)	0
36500			0	2009	1981	(86,815.03)	0
36500			0	2010	1981	(47,419.19)	0
36500			0	2011	1981	(41,332.83)	0

Charnas

AccountNumber	GroupNumber	CompanyNumber	TransactionCode	TransactionYear	InstallationYear	Amount	AdjustedTY
36500			0	2011	1981	(5,669.81)	0
36500			8	2011	1981	3,058,195.46	0
36500			9	1982	1982	3,808,909.00	0
36500			0	1982	1982	(16,009.00)	0
36500			0	1983	1982	(34,522.00)	0
36500			0	1984	1982	(8,206.00)	0
36500			0	1985	1982	(3,934.00)	0
36500			0	1986	1982	(7,778.00)	0
36500			0	1987	1982	(9,535.00)	0
36500			0	1988	1982	(14,724.00)	0
36500			0	1989	1982	(20,715.00)	0
36500			0	1990	1982	(21,474.00)	0
36500			0	1991	1982	(23,360.00)	0
36500			0	1992	1982	(15,634.00)	0
36500			0	1993	1982	(17,467.00)	0
36500			0	1994	1982	(16,035.00)	0
36500			0	1995	1982	(15,188.00)	0
36500			3	1996	1982	(792.00)	0
36500			0	1996	1982	(21,900.00)	0
36500			3	1997	1982	884.00	0
36500			0	1997	1982	(10,140.00)	0
36500			3	1998	1982	(107,154.00)	0
36500			0	1998	1982	(10,450.00)	0
36500			3	1999	1982	5,267.00	0
36500			0	1999	1982	(14,728.00)	0
36500			0	2000	1982	(18,052.00)	0
36500			0	2001	1982	(24,132.00)	0
36500			0	2002	1982	(3,081.00)	0
36500			0	2003	1982	(9,324.44)	0
36500			0	2004	1982	(2,297.35)	0
36500			0	2006	1982	(93.08)	0
36500			0	2007	1982	(645.67)	0
36500			3	2008	1982	43,390.67	0
36500			0	2008	1982	(5.16)	0
36500			0	2009	1982	(105,369.83)	0
36500			0	2010	1982	(61,543.49)	0
36500			0	2011	1982	(71,622.71)	0
36500			0	2011	1982	(6,408.08)	0
36500			8	2011	1982	3,166,130.86	0
36500			9	1983	1983	3,700,323.00	0
36500			0	1984	1983	(20,957.00)	0
36500			0	1985	1983	(16,528.00)	0
36500			0	1986	1983	(10,474.00)	0
36500			0	1987	1983	(25,706.00)	0
36500			0	1988	1983	(23,714.00)	0
36500			0	1989	1983	(18,554.00)	0
36500			0	1990	1983	(20,601.00)	0
36500			0	1991	1983	(18,239.00)	0
36500			0	1992	1983	(23,904.00)	0
36500			3	1993	1983	706.00	0
36500			0	1993	1983	(3,113.00)	0
36500			0	1994	1983	(15,197.00)	0
36500			0	1995	1983	(7,875.00)	0
36500			3	1996	1983	915.00	0
36500			0	1996	1983	(7,740.00)	0
36500			0	1997	1983	(6,207.00)	0
36500			3	1998	1983	828.00	0
36500			0	1998	1983	(7,655.00)	0
36500			3	1999	1983	2,453.00	0
36500			0	1999	1983	(12,000.00)	0

Charnas

AccountNumber	GroupNumber	CompanyNumber	TransactionCode	TransactionYear	InstallationYear	Amount	AdjustedTY
36500			0	2000	1983	(5,850.00)	0
36500			0	2001	1983	(10,117.00)	0
36500			0	2002	1983	(3,462.00)	0
36500			0	2003	1983	(1,895.59)	0
36500			0	2004	1983	(1,959.66)	0
36500			0	2007	1983	(50.45)	0
36500			3	2008	1983	23,692.34	0
36500			0	2008	1983	(4.95)	0
36500			0	2009	1983	(98,496.81)	0
36500			0	2010	1983	(54,492.82)	0
36500			0	2011	1983	(66,018.44)	0
36500			0	2011	1983	(4,743.58)	0
36500			8	2011	1983	3,243,362.04	0
36500			9	1984	1984	3,330,426.00	0
36500			0	1984	1984	(2,738.00)	0
36500			0	1985	1984	(17,141.00)	0
36500			0	1986	1984	(13,982.00)	0
36500			0	1987	1984	(12,115.00)	0
36500			0	1988	1984	(17,024.00)	0
36500			0	1989	1984	(19,708.00)	0
36500			0	1990	1984	(11,751.00)	0
36500			0	1991	1984	(10,973.00)	0
36500			0	1992	1984	(21,625.00)	0
36500			0	1993	1984	(15,110.00)	0
36500			0	1994	1984	(16,570.00)	0
36500			0	1995	1984	(19,915.00)	0
36500			3	1996	1984	765.00	0
36500			0	1996	1984	(14,442.00)	0
36500			3	1997	1984	(765.00)	0
36500			0	1997	1984	(17,108.00)	0
36500			3	1998	1984	230.00	0
36500			0	1998	1984	(9,135.00)	0
36500			3	1999	1984	4,215.00	0
36500			0	1999	1984	(11,485.00)	0
36500			0	2000	1984	(39,456.00)	0
36500			0	2001	1984	(4,734.00)	0
36500			0	2002	1984	(1,546.00)	0
36500			0	2003	1984	(5,517.10)	0
36500			0	2004	1984	(3,437.43)	0
36500			3	2008	1984	30,158.12	0
36500			0	2008	1984	(0.93)	0
36500			0	2009	1984	(71,446.42)	0
36500			0	2010	1984	(26,031.11)	0
36500			0	2011	1984	(57,441.28)	0
36500			0	2011	1984	(6,135.54)	0
36500			8	2011	1984	2,918,461.31	0
36500			9	1985	1985	3,334,546.00	0
36500			0	1985	1985	(188.00)	0
36500			0	1986	1985	(42,228.00)	0
36500			0	1987	1985	(25,492.00)	0
36500			0	1988	1985	(36,172.00)	0
36500			0	1989	1985	(15,652.00)	0
36500			0	1990	1985	(20,267.00)	0
36500			0	1991	1985	(17,269.00)	0
36500			0	1992	1985	(35,062.00)	0
36500			3	1993	1985	86.00	0
36500			0	1993	1985	(35,659.00)	0
36500			0	1994	1985	(31,122.00)	0
36500			0	1995	1985	(57,626.00)	0
36500			0	1996	1985	(47,801.00)	0

Charnas

AccountNumber	GroupNumber	CompanyNumber	TransactionCode	TransactionYear	InstallationYear	Amount	AdjustedTY
36500			0	1997	1985	(40,215.00)	0
36500			3	1998	1985	196.00	0
36500			0	1998	1985	(49,855.00)	0
36500			3	1999	1985	4,923.00	0
36500			0	1999	1985	(54,608.00)	0
36500			0	2000	1985	(44,779.00)	0
36500			0	2001	1985	(17,732.00)	0
36500			0	2002	1985	(17,868.00)	0
36500			0	2003	1985	(14,705.81)	0
36500			0	2004	1985	(6,528.90)	0
36500			3	2008	1985	52,318.33	0
36500			0	2008	1985	(3.73)	0
36500			0	2009	1985	(51,938.84)	0
36500			0	2010	1985	(30,405.13)	0
36500			0	2011	1985	(29,030.74)	0
36500			0	2011	1985	(3,883.38)	0
36500			8	2011	1985	2,665,977.80	0
36500			9	1986	1986	3,999,451.00	0
36500			0	1987	1986	(50,870.00)	0
36500			0	1988	1986	(15,821.00)	0
36500			0	1989	1986	(24,788.00)	0
36500			0	1990	1986	(13,821.00)	0
36500			0	1991	1986	(17,404.00)	0
36500			0	1992	1986	(10,025.00)	0
36500			3	1993	1986	1,207.00	0
36500			0	1993	1986	(31,071.00)	0
36500			0	1994	1986	(26,845.00)	0
36500			0	1995	1986	(11,222.00)	0
36500			3	1996	1986	8,891.00	0
36500			0	1996	1986	(12,958.00)	0
36500			3	1997	1986	8,165.00	0
36500			0	1997	1986	(11,369.00)	0
36500			0	1998	1986	(8,270.00)	0
36500			3	1999	1986	839.00	0
36500			0	1999	1986	(14,817.00)	0
36500			0	2000	1986	(22,504.00)	0
36500			0	2001	1986	(7,424.00)	0
36500			0	2002	1986	(8,364.00)	0
36500			0	2003	1986	(4,905.33)	0
36500			0	2004	1986	(2,656.19)	0
36500			0	2007	1986	(30.25)	0
36500			3	2008	1986	69,037.07	0
36500			0	2008	1986	(5.36)	0
36500			0	2009	1986	(66,416.01)	0
36500			0	2010	1986	(29,715.20)	0
36500			0	2011	1986	(39,681.44)	0
36500			0	2011	1986	(5,255.39)	0
36500			8	2011	1986	3,651,351.90	0
36500			9	1987	1987	4,485,483.00	0
36500			0	1988	1987	(32,861.00)	0
36500			0	1989	1987	(18,240.00)	0
36500			0	1990	1987	(13,752.00)	0
36500			0	1991	1987	(14,105.00)	0
36500			0	1992	1987	(21,069.00)	0
36500			0	1993	1987	(19,277.00)	0
36500			0	1994	1987	(23,473.00)	0
36500			0	1995	1987	(7,668.00)	0
36500			3	1996	1987	8,165.00	0
36500			0	1996	1987	(14,769.00)	0
36500			3	1997	1987	(8,165.00)	0

AccountNumber	GroupNumber	CompanyNumber	TransactionCode	TransactionYear	InstallationYear	Amount	AdjustedTY
36500			0	1997	1987	(11,577.00)	0
36500			0	1998	1987	(19,995.00)	0
36500			3	1999	1987	39,798.00	0
36500			0	1999	1987	(15,014.00)	0
36500			0	2000	1987	(24,343.00)	0
36500			0	2001	1987	(5,318.00)	0
36500			0	2002	1987	(4,685.00)	0
36500			0	2003	1987	(1,382.31)	0
36500			0	2004	1987	(22,733.58)	0
36500			0	2007	1987	(303.34)	0
36500			3	2008	1987	73,378.68	0
36500			0	2008	1987	(5.31)	0
36500			0	2009	1987	(88,355.19)	0
36500			0	2010	1987	(115,720.45)	0
36500			0	2011	1987	(45,609.49)	0
36500			0	2011	1987	(5,037.53)	0
36500			8	2011	1987	4,073,366.48	0
36500			9	1988	1988	5,059,121.00	0
36500			0	1988	1988	(15,582.00)	0
36500			0	1989	1988	(19,581.00)	0
36500			0	1990	1988	(23,041.00)	0
36500			0	1991	1988	(22,383.00)	0
36500			0	1992	1988	(33,674.00)	0
36500			0	1993	1988	(42,253.00)	0
36500			0	1994	1988	(29,287.00)	0
36500			0	1995	1988	(50,425.00)	0
36500			3	1996	1988	(909.00)	0
36500			0	1996	1988	(40,398.00)	0
36500			3	1997	1988	817.00	0
36500			0	1997	1988	(39,823.00)	0
36500			3	1998	1988	526.00	0
36500			0	1998	1988	(21,108.00)	0
36500			3	1999	1988	13,028.00	0
36500			0	1999	1988	(22,848.00)	0
36500			0	2000	1988	(48,717.00)	0
36500			0	2001	1988	(16,781.00)	0
36500			0	2002	1988	(7,830.00)	0
36500			0	2003	1988	(4,586.35)	0
36500			0	2004	1988	(5,156.44)	0
36500			3	2008	1988	88,769.71	0
36500			0	2008	1988	(5.09)	0
36500			0	2009	1988	(72,842.32)	0
36500			0	2010	1988	(62,988.30)	0
36500			0	2011	1988	(29,504.22)	0
36500			0	2011	1988	(5,337.07)	0
36500			8	2011	1988	4,547,201.92	0
36500			9	1989	1989	6,460,093.00	0
36500			0	1989	1989	(18,321.00)	0
36500			0	1990	1989	(33,338.00)	0
36500			0	1991	1989	(26,831.00)	0
36500			0	1992	1989	(30,468.00)	0
36500			0	1993	1989	(30,257.00)	0
36500			0	1994	1989	(24,230.00)	0
36500			0	1995	1989	(33,794.00)	0
36500			3	1996	1989	937.00	0
36500			0	1996	1989	(23,425.00)	0
36500			3	1997	1989	(937.00)	0
36500			0	1997	1989	(17,065.00)	0
36500			3	1998	1989	440.00	0
36500			0	1998	1989	(27,815.00)	0

Charnas

AccountNumber	GroupNumber	CompanyNumber	TransactionCode	TransactionYear	InstallationYear	Amount	AdjustedTY
36500			3	1999	1989	64,054.00	0
36500			0	1999	1989	(17,669.00)	0
36500			0	2000	1989	(8,800.00)	0
36500			0	2001	1989	(13,859.00)	0
36500			0	2002	1989	(7,853.00)	0
36500			0	2003	1989	(4,095.71)	0
36500			0	2004	1989	(4,556.54)	0
36500			0	2006	1989	(105.74)	0
36500			0	2007	1989	(1,749.18)	0
36500			3	2008	1989	7,319.49	0
36500			0	2008	1989	(6.04)	0
36500			0	2009	1989	(137,442.37)	0
36500			0	2010	1989	(125,840.66)	0
36500			0	2011	1989	(87,745.75)	0
36500			0	2011	1989	(5,612.77)	0
36500			8	2011	1989	5,851,026.73	0
36500			9	1990	1990	5,881,261.00	0
36500			0	1990	1990	(18,894.00)	0
36500			0	1991	1990	(34,921.00)	0
36500			0	1992	1990	(20,152.00)	0
36500			0	1993	1990	(32,293.00)	0
36500			0	1994	1990	(59,262.00)	0
36500			0	1995	1990	(37,822.00)	0
36500			3	1996	1990	2,427.00	0
36500			0	1996	1990	(47,300.00)	0
36500			3	1997	1990	4,064.00	0
36500			0	1997	1990	(51,843.00)	0
36500			0	1998	1990	(45,194.00)	0
36500			3	1999	1990	2,439.00	0
36500			0	1999	1990	(27,351.00)	0
36500			0	2000	1990	(49,571.00)	0
36500			0	2001	1990	(24,376.00)	0
36500			0	2002	1990	(39,531.00)	0
36500			0	2003	1990	(4,688.26)	0
36500			0	2004	1990	(23,494.38)	0
36500			0	2006	1990	(28.13)	0
36500			0	2007	1990	(585.45)	0
36500			3	2008	1990	12,454.63	0
36500			0	2008	1990	(1.25)	0
36500			0	2009	1990	(97,534.20)	0
36500			0	2010	1990	(72,918.45)	0
36500			0	2011	1990	(128,861.58)	0
36500			0	2011	1990	(6,992.01)	0
36500			8	2011	1990	5,079,031.92	0
36500			9	1991	1991	4,884,598.00	0
36500			0	1991	1991	(9,471.00)	0
36500			0	1992	1991	(38,891.00)	0
36500			3	1993	1991	192.00	0
36500			0	1993	1991	(9,030.00)	0
36500			0	1994	1991	(13,725.00)	0
36500			0	1995	1991	(11,301.00)	0
36500			3	1996	1991	4,064.00	0
36500			0	1996	1991	(17,188.00)	0
36500			3	1997	1991	(4,064.00)	0
36500			0	1997	1991	(19,124.00)	0
36500			0	1998	1991	(33,864.00)	0
36500			3	1999	1991	2,660.00	0
36500			0	1999	1991	(5,608.00)	0
36500			0	2000	1991	(7,288.00)	0
36500			0	2001	1991	(4,719.00)	0

Charnas

AccountNumber	GroupNumber	CompanyNumber	TransactionCode	TransactionYear	InstallationYear	Amount	AdjustedTY
36500			0	2002	1991	(2,384.00)	0
36500			0	2003	1991	(3,544.60)	0
36500			0	2004	1991	(439.29)	0
36500			0	2007	1991	(527.56)	0
36500			3	2008	1991	112,481.53	0
36500			0	2008	1991	(1.26)	0
36500			0	2009	1991	(88,203.74)	0
36500			0	2010	1991	(89,400.74)	0
36500			0	2011	1991	(59,004.23)	0
36500			0	2011	1991	(4,687.48)	0
36500			8	2011	1991	4,581,529.63	0
36500			9	1992	1992	5,751,001.00	0
36500			0	1992	1992	(24,043.00)	0
36500			3	1993	1992	110.00	0
36500			0	1993	1992	(53,107.00)	0
36500			0	1994	1992	(18,143.00)	0
36500			0	1995	1992	(19,689.00)	0
36500			0	1996	1992	(24,394.00)	0
36500			0	1997	1992	(9,586.00)	0
36500			3	1998	1992	127.00	0
36500			0	1998	1992	(11,786.00)	0
36500			3	1999	1992	4,184.00	0
36500			0	1999	1992	(8,431.00)	0
36500			0	2000	1992	(12,657.00)	0
36500			0	2001	1992	(4,388.00)	0
36500			0	2002	1992	(3,252.00)	0
36500			0	2003	1992	(2,399.35)	0
36500			0	2004	1992	(1,268.45)	0
36500			0	2006	1992	(1,133.82)	0
36500			0	2007	1992	(769.67)	0
36500			3	2008	1992	11,382.26	0
36500			0	2008	1992	(5.13)	0
36500			0	2009	1992	(83,336.98)	0
36500			0	2010	1992	(84,118.23)	0
36500			0	2011	1992	(109,978.44)	0
36500			0	2011	1992	(4,705.50)	0
36500			8	2011	1992	5,289,612.69	0
36500			9	1993	1993	5,370,805.00	0
36500			0	1993	1993	(86,543.00)	0
36500			0	1994	1993	(36,172.00)	0
36500			0	1995	1993	(26,949.00)	0
36500			0	1996	1993	(8,390.00)	0
36500			3	1997	1993	(101.00)	0
36500			0	1997	1993	(11,864.00)	0
36500			3	1998	1993	597.00	0
36500			0	1998	1993	(12,213.00)	0
36500			3	1999	1993	6,451.00	0
36500			0	1999	1993	(7,168.00)	0
36500			0	2000	1993	(10,447.00)	0
36500			0	2001	1993	(4,003.00)	0
36500			0	2002	1993	(3,459.00)	0
36500			0	2003	1993	(2,521.15)	0
36500			0	2004	1993	(2,890.18)	0
36500			0	2006	1993	(505.32)	0
36500			0	2007	1993	(25,352.95)	0
36500			3	2008	1993	20,662.07	0
36500			0	2008	1993	(5.46)	0
36500			0	2009	1993	(81,463.00)	0
36500			0	2010	1993	(75,075.56)	0
36500			0	2011	1993	(111,848.26)	0

AccountNumber	GroupNumber	CompanyNumber	TransactionCode	TransactionYear	InstallationYear	Amount	AdjustedTY
36500			0	2011	1993	(4,570.53)	0
36500			8	2011	1993	4,886,973.66	0
36500			9	1994	1994	6,659,497.00	0
36500			0	1994	1994	(34,450.00)	0
36500			0	1995	1994	(43,410.00)	0
36500			0	1996	1994	(16,431.00)	0
36500			0	1997	1994	(23,334.00)	0
36500			0	1998	1994	(8,406.00)	0
36500			3	1999	1994	2,901.00	0
36500			0	1999	1994	(12,634.00)	0
36500			0	2000	1994	(9,598.00)	0
36500			0	2001	1994	(6,782.00)	0
36500			0	2002	1994	(5,055.00)	0
36500			0	2003	1994	(10,302.88)	0
36500			0	2004	1994	(8,991.70)	0
36500			0	2006	1994	(303.63)	0
36500			0	2007	1994	(701.53)	0
36500			3	2008	1994	25,553.57	0
36500			0	2008	1994	(1.12)	0
36500			0	2009	1994	(93,260.88)	0
36500			0	2010	1994	(54,584.98)	0
36500			0	2011	1994	(108,506.42)	0
36500			0	2011	1994	(7,455.97)	0
36500			8	2011	1994	6,243,742.46	0
36500			9	1995	1995	8,079,355.00	0
36500			0	1995	1995	(21,362.00)	0
36500			0	1996	1995	(38,290.00)	0
36500			0	1997	1995	(36,341.00)	0
36500			3	1998	1995	4,645.00	0
36500			0	1998	1995	(23,257.00)	0
36500			3	1999	1995	45,297.00	0
36500			0	1999	1995	(16,463.00)	0
36500			0	2000	1995	(18,034.00)	0
36500			0	2001	1995	(11,791.00)	0
36500			0	2002	1995	(16,203.00)	0
36500			0	2003	1995	(5,380.89)	0
36500			0	2004	1995	(9,598.11)	0
36500			0	2006	1995	(91.67)	0
36500			0	2007	1995	(148.80)	0
36500			3	2008	1995	97,017.03	0
36500			0	2008	1995	(5.34)	0
36500			0	2009	1995	(120,717.77)	0
36500			0	2010	1995	(70,841.30)	0
36500			0	2011	1995	(225,202.97)	0
36500			0	2011	1995	(5,662.32)	0
36500			8	2011	1995	7,606,923.86	0
36500			9	1996	1996	7,087,977.00	0
36500			0	1996	1996	(56,116.00)	0
36500			0	1997	1996	(41,338.00)	0
36500			3	1998	1996	688.00	0
36500			0	1998	1996	(23,550.00)	0
36500			3	1999	1996	462.00	0
36500			0	1999	1996	(12,955.00)	0
36500			0	2000	1996	(7,270.00)	0
36500			0	2001	1996	(2,296.00)	0
36500			0	2002	1996	(2,738.00)	0
36500			0	2003	1996	(4,955.06)	0
36500			0	2004	1996	(704.83)	0
36500			0	2007	1996	(356.01)	0
36500			3	2008	1996	53,809.36	0

Charnas

AccountNumber	GroupNumber	CompanyNumber	TransactionCode	TransactionYear	InstallationYear	Amount	AdjustedTY
36500			0	2008	1996	(5.37)	0
36500			0	2009	1996	(126,711.87)	0
36500			0	2010	1996	(82,554.53)	0
36500			0	2011	1996	(173,422.23)	0
36500			0	2011	1996	(4,778.28)	0
36500			8	2011	1996	6,603,185.18	0
36500			9	1997	1997	6,819,715.00	0
36500			0	1997	1997	(29,729.00)	0
36500			3	1998	1997	52,183.00	0
36500			0	1998	1997	(33,972.00)	0
36500			0	1999	1997	(31,725.00)	0
36500			0	2000	1997	(25,564.00)	0
36500			0	2001	1997	(11,084.00)	0
36500			0	2002	1997	(2,659.00)	0
36500			0	2003	1997	(5,590.11)	0
36500			0	2004	1997	(1,181.00)	0
36500			0	2007	1997	(528.79)	0
36500			3	2008	1997	182,472.70	0
36500			0	2008	1997	(1.25)	0
36500			0	2009	1997	(76,198.31)	0
36500			0	2010	1997	(114,813.71)	0
36500			0	2011	1997	(172,982.10)	0
36500			0	2011	1997	(4,947.38)	0
36500			8	2011	1997	6,543,395.05	0
36500			9	1998	1998	5,446,589.00	0
36500			0	1998	1998	(21,803.00)	0
36500			0	1999	1998	(25,542.00)	0
36500			0	2000	1998	(19,807.00)	0
36500			0	2001	1998	(19,100.00)	0
36500			0	2002	1998	(7,050.00)	0
36500			0	2003	1998	(11,860.49)	0
36500			0	2004	1998	(14,072.43)	0
36500			0	2007	1998	(30.54)	0
36500			3	2008	1998	207,215.45	0
36500			0	2008	1998	(1.17)	0
36500			0	2009	1998	(109,016.61)	0
36500			0	2010	1998	(49,308.23)	0
36500			0	2011	1998	(113,369.94)	0
36500			0	2011	1998	(3,880.25)	0
36500			8	2011	1998	5,258,962.79	0
36500			9	1999	1999	6,142,611.00	0
36500			0	1999	1999	(16,359.00)	0
36500			0	2000	1999	(215,193.00)	0
36500			0	2001	1999	(39,769.00)	0
36500			0	2002	1999	(10,774.00)	0
36500			0	2003	1999	(37,022.78)	0
36500			0	2004	1999	(8,343.26)	0
36500			0	2006	1999	(15,052.75)	0
36500			0	2007	1999	(1,524.23)	0
36500			3	2008	1999	32,676.57	0
36500			0	2009	1999	(68,983.99)	0
36500			0	2010	1999	(47,937.72)	0
36500			0	2011	1999	(135,027.43)	0
36500			0	2011	1999	(1,752.81)	0
36500			8	2011	1999	5,577,547.60	0
36500			9	2000	2000	5,381,829.00	0
36500			0	2000	2000	(48,268.00)	0
36500			0	2001	2000	(38,357.00)	0
36500			0	2002	2000	(7,930.00)	0
36500			0	2003	2000	(24,620.45)	0

Charnas

AccountNumber	GroupNumber	CompanyNumber	TransactionCode	TransactionYear	InstallationYear	Amount	AdjustedTY
36500			0	2004	2000	(833.33)	0
36500			0	2006	2000	(1,293.04)	0
36500			0	2007	2000	(8,896.63)	0
36500			3	2008	2000	21,420.27	0
36500			0	2008	2000	(3,140.23)	0
36500			0	2009	2000	(113,788.12)	0
36500			3	2010	2000	(7,547.56)	0
36500			3	2010	2000	(11,051.25)	0
36500			0	2010	2000	(137,580.40)	0
36500			0	2011	2000	(365,397.06)	0
36500			3	2011	2000	14,600.85	0
36500			0	2011	2000	(5,898.62)	0
36500			8	2011	2000	4,643,248.43	0
36500			9	2001	2001	10,005,875.00	0
36500			0	2001	2001	(223,556.00)	0
36500			0	2002	2001	(9,862.00)	0
36500			0	2003	2001	(24,505.70)	0
36500			0	2004	2001	(5,894.65)	0
36500			0	2006	2001	(3,534.06)	0
36500			3	2008	2001	44,320.51	0
36500			0	2009	2001	(112,158.65)	0
36500			0	2010	2001	(121,857.81)	0
36500			0	2011	2001	(182,442.19)	0
36500			0	2011	2001	(6,226.57)	0
36500			8	2011	2001	9,360,157.88	0
36500			9	2002	2002	6,132,802.00	0
36500			0	2002	2002	(8.00)	0
36500			0	2003	2002	(18,800.29)	0
36500			0	2004	2002	(8,268.65)	0
36500			0	2006	2002	(11,349.66)	0
36500			3	2008	2002	447,647.98	0
36500			3	2009	2002	13,724.77	0
36500			0	2009	2002	(175,473.41)	0
36500			0	2010	2002	(150,238.18)	0
36500			0	2011	2002	(306,334.37)	0
36500			0	2011	2002	(5,033.39)	0
36500			8	2011	2002	5,918,668.80	0
36500			9	2003	2003	5,796,674.29	0
36500			3	2003	2003	358,324.72	0
36500			0	2003	2003	(975.68)	0
36500			0	2004	2003	(1,258.17)	0
36500			0	2007	2003	(383.17)	0
36500			3	2008	2003	83,450.01	0
36500			3	2009	2003	96,552.73	0
36500			0	2009	2003	(731,419.21)	0
36500			0	2010	2003	(303,083.90)	0
36500			0	2011	2003	(1,377,041.52)	0
36500			0	2011	2003	(19,423.27)	0
36500			8	2011	2003	3,901,416.83	0
36500			9	2004	2004	8,332,309.36	0
36500			3	2004	2004	(4,811.23)	0
36500			3	2008	2004	136,153.14	0
36500			0	2009	2004	(309,918.76)	0
36500			0	2010	2004	(224,380.77)	0
36500			0	2011	2004	(472,120.26)	0
36500			0	2011	2004	(23,818.71)	0
36500			8	2011	2004	7,433,412.77	0
36500			9	2005	2005	2,567,512.96	0
36500			3	2008	2005	63,146.63	0
36500			0	2009	2005	(33,754.85)	0

AccountNumber	GroupNumber	CompanyNumber	TransactionCode	TransactionYear	InstallationYear	Amount	AdjustedTY
36500			0	2010	2005	(50,870.99)	0
36500			0	2011	2005	(156,323.13)	0
36500			0	2011	2005	(23,550.74)	0
36500			8	2011	2005	2,366,159.88	0
36500			9	2006	2006	4,183,553.29	0
36500			3	2008	2006	78,696.33	0
36500			3	2009	2006	542.77	0
36500			0	2009	2006	(21,286.50)	0
36500			0	2010	2006	(13,119.58)	0
36500			0	2011	2006	(32,980.54)	0
36500			0	2011	2006	(705.15)	0
36500			8	2011	2006	4,194,700.62	0
36500			9	2007	2007	3,096,642.82	0
36500			3	2007	2007	1,515,846.40	0
36500			3	2008	2007	217,646.58	0
36500			0	2009	2007	(89,895.09)	0
36500			0	2010	2007	(73,503.48)	0
36500			0	2011	2007	(34,493.09)	0
36500			0	2011	2007	(6,323.97)	0
36500			8	2011	2007	4,625,920.17	0
36500			9	2008	2008	17,446,221.48	0
36500			9	2008	2008	21,916,026.14	0
36500			3	2008	2008	7,445.82	0
36500			9	2009	2008	(15,452,671.92)	0
36500			3	2009	2008	1,161.71	0
36500			0	2009	2008	(754,657.76)	0
36500			0	2010	2008	(187,761.38)	0
36500			9	2011	2008	(1,675,091.23)	0
36500			0	2011	2008	(0.55)	0
36500			0	2011	2008	(114,360.19)	0
36500			0	2011	2008	(20,385.64)	0
36500			8	2011	2008	21,165,926.48	0
36500			9	2009	2009	50,214,718.24	0
36500			3	2009	2009	7,342.44	0
36500			0	2009	2009	(2,386,969.14)	0
36500			0	2010	2009	(1,273,188.04)	0
36500			0	2011	2009	(18.86)	0
36500			0	2011	2009	(1,277,739.42)	0
36500			0	2011	2009	(80,993.65)	0
36500			8	2011	2009	45,203,151.57	0
36500			9	2010	2010	13,461,199.12	0
36500			9	2010	2010	449,983.81	0
36500			3	2010	2010	18,598.81	0
36500			0	2010	2010	(153,308.72)	0
36500			0	2011	2010	(0.82)	0
36500			0	2011	2010	(395,582.34)	0
36500			9	2011	2010	(449,983.81)	0
36500			0	2011	2010	(100,213.31)	0
36500			8	2011	2010	12,830,692.74	0
36500			9	2011	2011	18,712,537.36	0
36500			0	2011	2011	(289,935.83)	0
36500			9	2011	2011	(41,400.10)	0
36500			9	2011	2011	(12,016.33)	0
36500			9	2011	2011	2,247,769.58	0
36500			9	2011	2011	2,742,926.25	0
36500			0	2011	2011	(127,279.85)	0
36500			8	2011	2011	23,232,601.08	0
36600			3	1996	1949	15.00	0
36600			0	1997	1949	(15.00)	0
36600			3	1996	1951	9,797.69	0

Charnas

AccountNumber	GroupNumber	CompanyNumber	TransactionCode	TransactionYear	InstallationYear	Amount	AdjustedTY
36600			0	2006	1951	(95.84)	0
36600			0	2007	1951	(9,026.52)	0
36600			8	2011	1951	675.33	0
36600			9	1953	1953	21,504.00	0
36600			0	2006	1953	(15,088.04)	0
36600			0	2007	1953	(2,825.53)	0
36600			8	2011	1953	3,590.43	0
36600			9	1956	1956	153.00	0
36600			0	2006	1956	(153.00)	0
36600			9	1963	1963	2,510.00	0
36600			0	2006	1963	(2,509.91)	0
36600			8	2011	1963	0.09	0
36600			9	1964	1964	176.00	0
36600			3	1996	1964	(176.00)	0
36600			9	1965	1965	1,352.00	0
36600			3	1996	1965	(178.00)	0
36600			0	2006	1965	(828.45)	0
36600			0	2007	1965	(344.63)	0
36600			8	2011	1965	0.92	0
36600			9	1966	1966	2,181.00	0
36600			3	1996	1966	(2,009.00)	0
36600			3	1997	1966	2,181.00	0
36600			0	2006	1966	(171.50)	0
36600			8	2011	1966	2,181.50	0
36600			9	1967	1967	3,382.00	0
36600			3	1996	1967	(215.00)	0
36600			0	2006	1967	(400.35)	0
36600			8	2011	1967	2,766.65	0
36600			9	1968	1968	953.00	0
36600			3	1996	1968	3,462.00	0
36600			3	1997	1968	(2,181.00)	0
36600			0	2006	1968	(849.44)	0
36600			0	2007	1968	(314.84)	0
36600			8	2011	1968	1,069.72	0
36600			9	1970	1970	1,301.00	0
36600			3	1996	1970	15.00	0
36600			0	2007	1970	(1,315.92)	0
36600			8	2011	1970	0.08	0
36600			3	1996	1971	76.00	0
36600			0	2007	1971	(75.64)	0
36600			8	2011	1971	0.36	0
36600			3	1996	1973	39,855.00	0
36600			0	2007	1973	(16,410.93)	0
36600			8	2011	1973	23,444.07	0
36600			9	1974	1974	397,871.00	0
36600			3	1996	1974	52.00	0
36600			0	2007	1974	(121,170.44)	0
36600			8	2011	1974	276,752.56	0
36600			9	1976	1976	27,227.00	0
36600			0	2007	1976	(7,753.02)	0
36600			8	2011	1976	19,473.98	0
36600			9	1979	1979	430,660.00	0
36600			0	2007	1979	(23,023.83)	0
36600			8	2011	1979	407,636.17	0
36600			9	1980	1980	218,176.00	0
36600			8	2011	1980	218,176.00	0
36600			9	1981	1981	3,615.00	0
36600			0	1986	1981	(3,615.00)	0
36600			3	1996	1981	15.00	0
36600			8	2011	1981	15.00	0

Charnas

AccountNumber	GroupNumber	CompanyNumber	TransactionCode	TransactionYear	InstallationYear	Amount	AdjustedTY
36600			9	1982	1982	64,154.00	0
36600			8	2011	1982	64,154.00	0
36600			9	1983	1983	61,617.00	0
36600			3	1996	1983	66.00	0
36600			8	2011	1983	61,683.00	0
36600			9	1986	1986	45,125.00	0
36600			0	1989	1986	(237.00)	0
36600			3	1996	1986	36.00	0
36600			3	1997	1986	(36.00)	0
36600			8	2011	1986	44,888.00	0
36600			9	1987	1987	67,488.00	0
36600			8	2011	1987	67,488.00	0
36600			9	1989	1989	20,092.00	0
36600			8	2011	1989	20,092.00	0
36600			9	1994	1994	65,092.00	0
36600			9	1996	1994	(65,092.00)	0
36600			3	1997	1994	(65,092.00)	0
36600			3	1997	1994	65,092.00	0
36600			9	1995	1995	122,899.00	0
36600			0	2011	1995	(18,438.86)	0
36600			8	2011	1995	104,460.14	0
36600			9	1998	1998	5,763.00	0
36600			8	2011	1998	5,763.00	0
36600			9	2001	2001	6,859.00	0
36600			3	2008	2001	(4,016.71)	0
36600			8	2011	2001	2,842.29	0
36600			9	2003	2003	112,205.94	0
36600			3	2008	2003	12,305.25	0
36600			8	2011	2003	124,511.19	0
36600			9	2004	2004	58,151.25	0
36600			3	2008	2004	(8,288.54)	0
36600			0	2009	2004	(24.92)	0
36600			0	2010	2004	(4,194.09)	0
36600			8	2011	2004	45,643.70	0
36600			9	2005	2005	26,268.24	0
36600			8	2011	2005	26,268.24	0
36600			9	2008	2008	3,885.21	0
36600			9	2008	2008	193,426.37	0
36600			0	2010	2008	(205.39)	0
36600			9	2011	2008	(193,426.37)	0
36600			8	2011	2008	3,679.82	0
36600			9	2009	2009	31,856.32	0
36600			9	2009	2009	30,202.63	0
36600			0	2010	2009	(102.60)	0
36600			9	2011	2009	(30,202.63)	0
36600			8	2011	2009	31,753.72	0
36600			9	2010	2010	105,830.77	0
36600			9	2010	2010	246,309.69	0
36600			0	2010	2010	(244.00)	0
36600			9	2011	2010	(101,918.24)	0
36600			8	2011	2010	249,978.22	0
36600			9	2011	2011	44,741.57	0
36600			9	2011	2011	8,233.40	0
36600			8	2011	2011	52,974.97	0
36700			9	1938	1938	2,292.00	0
36700			0	1975	1938	(2,292.00)	0
36700			9	1940	1940	248.00	0
36700			0	1975	1940	(248.00)	0
36700			3	1996	1941	3,873.26	0
36700			0	1997	1941	(528.00)	0

Charnas

AccountNumber	GroupNumber	CompanyNumber	TransactionCode	TransactionYear	InstallationYear	Amount	AdjustedTY
36700			0	2007	1941	(3,345.26)	0
36700			9	1944	1944	3,107.00	0
36700			0	1975	1944	(3,107.00)	0
36700			3	1996	1951	127.68	0
36700			0	2009	1951	(63.84)	0
36700			0	2010	1951	(63.84)	0
36700			9	1953	1953	9,954.00	0
36700			0	1975	1953	(9,848.00)	0
36700			0	1983	1953	(106.00)	0
36700			9	1954	1954	3,090.00	0
36700			0	1975	1954	(3,086.00)	0
36700			0	1980	1954	(4.00)	0
36700			9	1955	1955	4,155.00	0
36700			0	1991	1955	(4,155.00)	0
36700			9	1956	1956	88.00	0
36700			0	1981	1956	(88.00)	0
36700			9	1963	1963	6,957.62	0
36700			0	1963	1963	(261.00)	0
36700			0	1973	1963	(2,521.00)	0
36700			0	1975	1963	(3,161.00)	0
36700			0	1982	1963	(606.00)	0
36700			0	1983	1963	(144.00)	0
36700			0	2009	1963	(136.40)	0
36700			0	2010	1963	(39.73)	0
36700			0	2011	1963	(88.49)	0
36700			9	1964	1964	1,099.55	0
36700			3	1996	1964	(1,100.00)	0
36700			3	1997	1964	176.00	1996
36700			0	2010	1964	(117.03)	0
36700			8	2011	1964	58.52	0
36700			9	1965	1965	2,605.92	0
36700			0	1987	1965	(1,028.00)	0
36700			3	1996	1965	(1,126.00)	0
36700			0	2009	1965	(100.42)	0
36700			0	2010	1965	(301.29)	0
36700			0	2011	1965	(50.21)	0
36700			9	1966	1966	9,927.14	0
36700			0	1970	1966	(160.00)	0
36700			0	1976	1966	(108.00)	0
36700			0	1977	1966	(1,254.00)	0
36700			0	1979	1966	(472.00)	0
36700			0	1981	1966	(1,163.00)	0
36700			0	1982	1966	(122.00)	0
36700			0	1983	1966	(144.00)	0
36700			0	1985	1966	(3,208.00)	0
36700			0	2009	1966	(44.76)	0
36700			0	2010	1966	(93.19)	0
36700			0	2011	1966	(3,158.19)	0
36700			9	1967	1967	8,249.50	0
36700			0	1970	1967	(273.00)	0
36700			0	1972	1967	(125.00)	0
36700			0	1974	1967	(168.00)	0
36700			0	1976	1967	(97.00)	0
36700			0	1977	1967	(1,598.00)	0
36700			0	1978	1967	(166.00)	0
36700			0	1982	1967	(45.00)	0
36700			0	1983	1967	(165.00)	0
36700			0	1990	1967	(136.00)	0
36700			0	1991	1967	(135.00)	0
36700			0	1993	1967	(25.00)	0

Charnas

AccountNumber	GroupNumber	CompanyNumber	TransactionCode	TransactionYear	InstallationYear	Amount	AdjustedTY
36700			0	1994	1967	(106.00)	0
36700			0	1996	1967	(56.00)	0
36700			0	2007	1967	(240.46)	0
36700			0	2009	1967	(140.40)	0
36700			0	2010	1967	(695.57)	0
36700			0	2011	1967	(272.00)	0
36700			0	2011	1967	(2.16)	0
36700			8	2011	1967	3,803.91	0
36700			9	1968	1968	35,343.45	0
36700			0	1972	1968	(665.00)	0
36700			0	1973	1968	(1,402.00)	0
36700			0	1977	1968	(150.00)	0
36700			0	1979	1968	(45.00)	0
36700			0	1982	1968	(80.00)	0
36700			0	1983	1968	(685.00)	0
36700			0	1987	1968	(788.00)	0
36700			0	1988	1968	(191.00)	0
36700			0	1991	1968	(3,420.00)	0
36700			0	1993	1968	(1,502.00)	0
36700			3	1996	1968	176.00	0
36700			3	1997	1968	(176.00)	1996
36700			0	2000	1968	(722.00)	0
36700			0	2001	1968	(124.00)	0
36700			0	2009	1968	(739.99)	0
36700			0	2009	1968	(1,750.73)	0
36700			0	2010	1968	(580.45)	0
36700			0	2010	1968	(918.96)	0
36700			0	2011	1968	(870.71)	0
36700			0	2011	1968	(886.95)	0
36700			0	2011	1968	(921.07)	0
36700			0	2011	1968	(42.89)	0
36700			8	2011	1968	18,857.70	0
36700			9	1969	1969	12,633.00	0
36700			0	1972	1969	(3,372.00)	0
36700			0	1973	1969	(305.00)	0
36700			0	1975	1969	(421.00)	0
36700			0	1977	1969	(3,112.00)	0
36700			0	1981	1969	(3,751.00)	0
36700			0	1983	1969	(97.00)	0
36700			0	1985	1969	(23.00)	0
36700			0	1989	1969	(375.00)	0
36700			0	1990	1969	(668.00)	0
36700			0	1993	1969	(509.00)	0
36700			9	1970	1970	53,456.00	0
36700			0	1970	1970	(573.00)	0
36700			0	1971	1970	(214.00)	0
36700			0	1972	1970	(2,804.00)	0
36700			0	1974	1970	(2,333.00)	0
36700			0	1975	1970	(4.00)	0
36700			0	1976	1970	(1,509.00)	0
36700			0	1977	1970	(472.00)	0
36700			0	1978	1970	(60.00)	0
36700			0	1979	1970	(211.00)	0
36700			0	1980	1970	(2,678.00)	0
36700			0	1981	1970	(2,894.00)	0
36700			0	1982	1970	(2,900.00)	0
36700			0	1983	1970	(1,895.00)	0
36700			0	1984	1970	(3,209.00)	0
36700			0	1985	1970	(2,781.00)	0
36700			0	1987	1970	(1,184.00)	0

Charnas

AccountNumber	GroupNumber	CompanyNumber	TransactionCode	TransactionYear	InstallationYear	Amount	AdjustedTY
36700			0	1988	1970	(271.00)	0
36700			0	1989	1970	(211.00)	0
36700			0	1990	1970	(146.00)	0
36700			0	1993	1970	(1,484.00)	0
36700			3	1996	1970	4,048.00	0
36700			0	1996	1970	(5,834.00)	0
36700			3	1997	1970	(4,299.00)	0
36700			0	1997	1970	3,842.00	1996
36700			0	1999	1970	(2,720.00)	0
36700			0	2009	1970	(567.76)	0
36700			0	2010	1970	(298.82)	0
36700			0	2011	1970	(343.02)	0
36700			0	2011	1970	(13.12)	0
36700			8	2011	1970	19,437.28	0
36700			9	1971	1971	71,301.00	0
36700			0	1972	1971	(4,315.00)	0
36700			0	1974	1971	(417.00)	0
36700			0	1976	1971	(808.00)	0
36700			0	1977	1971	(1,434.00)	0
36700			0	1978	1971	(122.00)	0
36700			0	1979	1971	(3,813.00)	0
36700			0	1980	1971	(905.00)	0
36700			0	1982	1971	(508.00)	0
36700			0	1983	1971	(53.00)	0
36700			0	1984	1971	(2,980.00)	0
36700			0	1985	1971	(2,522.00)	0
36700			0	1987	1971	(4,335.00)	0
36700			0	1988	1971	(4,484.00)	0
36700			0	1989	1971	(1,931.00)	0
36700			0	1990	1971	(148.00)	0
36700			0	1991	1971	(3,366.00)	0
36700			0	1992	1971	(3,899.00)	0
36700			0	1993	1971	(3,166.00)	0
36700			0	1994	1971	(2,615.00)	0
36700			0	1995	1971	(1,594.00)	0
36700			0	1996	1971	(5,207.00)	0
36700			0	1997	1971	(1,486.00)	0
36700			0	1998	1971	(160.00)	0
36700			0	1999	1971	(4,859.00)	0
36700			0	2000	1971	(383.00)	0
36700			0	2001	1971	(572.00)	0
36700			0	2002	1971	(289.00)	0
36700			0	2003	1971	(735.52)	0
36700			0	2004	1971	(56.78)	0
36700			0	2006	1971	(422.55)	0
36700			0	2007	1971	(110.31)	0
36700			0	2009	1971	(359.59)	0
36700			0	2010	1971	(279.06)	0
36700			0	2011	1971	(196.00)	0
36700			0	2011	1971	(8.31)	0
36700			8	2011	1971	12,761.88	0
36700			9	1972	1972	148,910.00	0
36700			0	1974	1972	(3,042.00)	0
36700			0	1975	1972	(1,157.00)	0
36700			0	1977	1972	(554.00)	0
36700			0	1978	1972	(244.00)	0
36700			0	1979	1972	(223.00)	0
36700			0	1980	1972	(690.00)	0
36700			0	1981	1972	(144.00)	0
36700			0	1982	1972	(174.00)	0

Charnas

AccountNumber	GroupNumber	CompanyNumber	TransactionCode	TransactionYear	InstallationYear	Amount	AdjustedTY
36700			0	1983	1972	(1,192.00)	0
36700			0	1984	1972	(663.00)	0
36700			0	1985	1972	(6.00)	0
36700			0	1987	1972	(8,289.00)	0
36700			0	1989	1972	(1,194.00)	0
36700			0	1990	1972	(53.00)	0
36700			0	1991	1972	(418.00)	0
36700			0	1992	1972	(1,424.00)	0
36700			0	1993	1972	(170.00)	0
36700			0	1994	1972	(115.00)	0
36700			0	1995	1972	(332.00)	0
36700			0	1996	1972	(9,113.00)	0
36700			0	1997	1972	(4,625.00)	0
36700			0	1998	1972	(188.00)	0
36700			0	1999	1972	(984.00)	0
36700			0	2000	1972	(270.00)	0
36700			0	2001	1972	(1,128.00)	0
36700			0	2002	1972	(529.00)	0
36700			0	2003	1972	(174.86)	0
36700			0	2004	1972	(1,351.85)	0
36700			0	2006	1972	(131.22)	0
36700			0	2007	1972	(3,714.92)	0
36700			0	2009	1972	(2,408.09)	0
36700			0	2010	1972	(4,019.65)	0
36700			0	2011	1972	(1,204.56)	0
36700			0	2011	1972	(56.09)	0
36700			8	2011	1972	98,927.76	0
36700			9	1973	1973	170,255.09	0
36700			0	1974	1973	(2,793.00)	0
36700			0	1976	1973	(134.00)	0
36700			0	1977	1973	(4.00)	0
36700			0	1979	1973	(20.00)	0
36700			0	1980	1973	(36.00)	0
36700			0	1981	1973	(11.00)	0
36700			0	1982	1973	(153.00)	0
36700			0	1985	1973	(34.00)	0
36700			0	1988	1973	(14,243.00)	0
36700			0	1989	1973	(68.00)	0
36700			0	1992	1973	(98.00)	0
36700			0	1993	1973	(4.00)	0
36700			0	1994	1973	(15.00)	0
36700			0	1995	1973	(30.00)	0
36700			3	1996	1973	(94,146.00)	0
36700			0	1996	1973	(388.00)	0
36700			0	1997	1973	(125.00)	0
36700			0	1999	1973	(199.00)	0
36700			0	2001	1973	(72.00)	0
36700			0	2002	1973	(61.00)	0
36700			0	2003	1973	(154.57)	0
36700			0	2004	1973	(1,014.20)	0
36700			0	2007	1973	(3,373.16)	0
36700			0	2009	1973	(277.12)	0
36700			0	2010	1973	(796.70)	0
36700			0	2011	1973	(1,509.25)	0
36700			0	2011	1973	(7.89)	0
36700			8	2011	1973	50,488.20	0
36700			9	1974	1974	336,623.00	0
36700			0	1975	1974	(99.00)	0
36700			0	1976	1974	(634.00)	0
36700			0	1977	1974	(7,456.00)	0

AccountNumber	GroupNumber	CompanyNumber	TransactionCode	TransactionYear	InstallationYear	Amount	AdjustedTY
36700			0	1978	1974	(1,022.00)	0
36700			0	1979	1974	(1,308.00)	0
36700			0	1980	1974	(1,170.00)	0
36700			0	1981	1974	(5,567.00)	0
36700			0	1982	1974	(541.00)	0
36700			0	1984	1974	(505.00)	0
36700			0	1985	1974	(1,168.00)	0
36700			0	1987	1974	(618.00)	0
36700			0	1988	1974	(470.00)	0
36700			0	1989	1974	(1,360.00)	0
36700			0	1990	1974	(185.00)	0
36700			0	1991	1974	(979.00)	0
36700			0	1992	1974	(2,406.00)	0
36700			0	1993	1974	(178.00)	0
36700			0	1994	1974	(1,116.00)	0
36700			0	1995	1974	(1,527.00)	0
36700			3	1996	1974	(4,299.00)	0
36700			0	1996	1974	(361.00)	0
36700			3	1997	1974	4,299.00	0
36700			0	1998	1974	(309.00)	0
36700			0	2000	1974	(712.00)	0
36700			0	2001	1974	(289.00)	0
36700			0	2002	1974	(52.00)	0
36700			0	2003	1974	(573.56)	0
36700			0	2009	1974	(3,930.07)	0
36700			0	2010	1974	(6,104.47)	0
36700			0	2011	1974	(1,873.39)	0
36700			0	2011	1974	(146.36)	0
36700			8	2011	1974	293,963.15	0
36700			9	1975	1975	279,186.00	0
36700			0	1975	1975	(542.00)	0
36700			0	1976	1975	(645.00)	0
36700			0	1977	1975	(285.00)	0
36700			0	1978	1975	(678.00)	0
36700			0	1979	1975	(1,315.00)	0
36700			0	1980	1975	(2,273.00)	0
36700			0	1981	1975	(2,893.00)	0
36700			0	1982	1975	(1,526.00)	0
36700			0	1983	1975	(113.00)	0
36700			0	1984	1975	(409.00)	0
36700			0	1985	1975	(896.00)	0
36700			0	1986	1975	(259.00)	0
36700			0	1988	1975	(4,973.00)	0
36700			0	1989	1975	(43.00)	0
36700			0	1990	1975	(271.00)	0
36700			0	1991	1975	(603.00)	0
36700			0	1992	1975	(465.00)	0
36700			0	1994	1975	(258.00)	0
36700			0	1995	1975	(379.00)	0
36700			3	1996	1975	12,147.00	0
36700			0	1996	1975	(1,574.00)	0
36700			3	1997	1975	(12,147.00)	0
36700			0	1997	1975	(770.00)	0
36700			0	1998	1975	(2,988.00)	0
36700			0	1999	1975	(817.00)	0
36700			0	2000	1975	(114.00)	0
36700			0	2001	1975	(701.00)	0
36700			0	2003	1975	(195.39)	0
36700			0	2009	1975	(3,739.82)	0
36700			0	2010	1975	(8,245.96)	0

Charnas

AccountNumber	GroupNumber	CompanyNumber	TransactionCode	TransactionYear	InstallationYear	Amount	AdjustedTY
36700			0	2011	1975	(2,337.00)	0
36700			0	2011	1975	(92.78)	0
36700			8	2011	1975	238,785.05	0
36700			9	1976	1976	313,799.00	0
36700			0	1976	1976	(2,532.00)	0
36700			0	1977	1976	(6,209.00)	0
36700			0	1978	1976	(1,788.00)	0
36700			0	1979	1976	(1,364.00)	0
36700			0	1980	1976	(2,445.00)	0
36700			0	1983	1976	(824.00)	0
36700			0	1984	1976	(1,565.00)	0
36700			0	1985	1976	(906.00)	0
36700			0	1986	1976	(1,058.00)	0
36700			0	1987	1976	(14,610.00)	0
36700			0	1988	1976	(2,516.00)	0
36700			0	1991	1976	(446.00)	0
36700			0	1993	1976	(2,639.00)	0
36700			0	1994	1976	(3,679.00)	0
36700			0	1995	1976	(1,516.00)	0
36700			0	1997	1976	313.00	1995
36700			0	2000	1976	(608.00)	0
36700			0	2001	1976	(1,255.00)	0
36700			0	2009	1976	(4,222.15)	0
36700			0	2010	1976	(5,696.60)	0
36700			0	2011	1976	(2,196.54)	0
36700			0	2011	1976	(108.31)	0
36700			8	2011	1976	255,928.40	0
36700			9	1977	1977	210,518.00	0
36700			0	1977	1977	(1,792.00)	0
36700			0	1978	1977	(583.00)	0
36700			0	1979	1977	(679.00)	0
36700			0	1980	1977	(3,634.00)	0
36700			0	1981	1977	(1,038.00)	0
36700			0	1983	1977	(1,109.00)	0
36700			0	1984	1977	(843.00)	0
36700			0	1985	1977	(293.00)	0
36700			0	1986	1977	(409.00)	0
36700			0	1987	1977	(1,450.00)	0
36700			0	1989	1977	(630.00)	0
36700			0	1992	1977	(2,210.00)	0
36700			0	1993	1977	1,823.00	1992
36700			0	1993	1977	630.00	1989
36700			0	1994	1977	(75.00)	0
36700			0	1995	1977	(697.00)	0
36700			3	1996	1977	(12,147.00)	0
36700			0	1996	1977	(447.00)	0
36700			3	1997	1977	12,147.00	0
36700			0	1997	1977	(313.00)	0
36700			0	1999	1977	(536.00)	0
36700			0	2001	1977	(541.00)	0
36700			0	2003	1977	(310.62)	0
36700			0	2009	1977	(2,891.54)	0
36700			0	2010	1977	(4,529.46)	0
36700			0	2011	1977	(1,697.88)	0
36700			0	2011	1977	(73.36)	0
36700			8	2011	1977	186,189.14	0
36700			9	1978	1978	326,106.00	0
36700			0	1978	1978	(1,570.00)	0
36700			0	1979	1978	(4,558.00)	0
36700			0	1980	1978	(1,959.00)	0

Charnas

AccountNumber	GroupNumber	CompanyNumber	TransactionCode	TransactionYear	InstallationYear	Amount	AdjustedTY
36700			0	1981	1978	(10,790.00)	0
36700			0	1982	1978	(1,503.00)	0
36700			0	1983	1978	(1,966.00)	0
36700			0	1985	1978	(2,132.00)	0
36700			0	1987	1978	(1,076.00)	0
36700			0	1988	1978	(2,134.00)	0
36700			0	1990	1978	(212.00)	0
36700			0	1991	1978	(358.00)	0
36700			0	1992	1978	(1,041.00)	0
36700			0	1993	1978	(269.00)	0
36700			0	1994	1978	(232.00)	0
36700			0	1995	1978	(3,798.00)	0
36700			0	1996	1978	(1,604.00)	0
36700			0	1997	1978	(52.00)	0
36700			0	1998	1978	(55.00)	0
36700			0	1999	1978	(1,656.00)	0
36700			0	2000	1978	(189.00)	0
36700			0	2001	1978	(3,780.00)	0
36700			0	2002	1978	(114.00)	0
36700			0	2009	1978	(3,650.51)	0
36700			0	2010	1978	(5,212.33)	0
36700			0	2011	1978	(1,763.17)	0
36700			0	2011	1978	(105.95)	0
36700			8	2011	1978	274,326.04	0
36700			9	1979	1979	413,915.00	0
36700			0	1979	1979	(1,016.00)	0
36700			0	1980	1979	(2,736.00)	0
36700			0	1981	1979	(1,933.00)	0
36700			0	1982	1979	(2,147.00)	0
36700			0	1983	1979	(1,769.00)	0
36700			0	1985	1979	(921.00)	0
36700			0	1986	1979	(3,116.00)	0
36700			0	1987	1979	(15,776.00)	0
36700			0	1988	1979	(728.00)	0
36700			0	1989	1979	(550.00)	0
36700			0	1990	1979	(1,742.00)	0
36700			0	1992	1979	(178.00)	0
36700			0	1993	1979	(1,250.00)	0
36700			0	1994	1979	(969.00)	0
36700			0	1995	1979	661.00	1994
36700			0	1995	1979	1,250.00	1993
36700			0	1996	1979	(6,243.00)	0
36700			0	1997	1979	(3,456.00)	0
36700			0	1998	1979	(372.00)	0
36700			0	1999	1979	(2,299.00)	0
36700			0	2000	1979	(176.00)	0
36700			0	2001	1979	(8,215.00)	0
36700			0	2002	1979	(184.00)	0
36700			0	2004	1979	(356.26)	0
36700			0	2009	1979	(4,207.90)	0
36700			0	2010	1979	(5,428.89)	0
36700			0	2011	1979	(2,232.73)	0
36700			0	2011	1979	(108.54)	0
36700			8	2011	1979	347,715.68	0
36700			9	1980	1980	525,730.00	0
36700			0	1980	1980	(681.00)	0
36700			0	1981	1980	(2,138.00)	0
36700			0	1982	1980	(2,613.00)	0
36700			0	1983	1980	(801.00)	0
36700			0	1984	1980	(1,665.00)	0

Charnas

AccountNumber	GroupNumber	CompanyNumber	TransactionCode	TransactionYear	InstallationYear	Amount	AdjustedTY
36700			0	1985	1980	(5,759.00)	0
36700			0	1986	1980	(6,605.00)	0
36700			0	1987	1980	(5,307.00)	0
36700			0	1988	1980	(808.00)	0
36700			0	1989	1980	(8,421.00)	0
36700			0	1990	1980	(9,061.00)	0
36700			0	1991	1980	(6,240.00)	0
36700			0	1992	1980	(5,654.00)	0
36700			0	1993	1980	(6,111.00)	0
36700			0	1994	1980	(2,473.00)	0
36700			0	1995	1980	(1,745.00)	0
36700			0	1996	1980	(2,548.00)	0
36700			0	1997	1980	(4,874.00)	0
36700			0	1998	1980	(1,079.00)	0
36700			0	1999	1980	(13,357.00)	0
36700			0	2000	1980	(1,733.00)	0
36700			0	2001	1980	(4,674.00)	0
36700			0	2002	1980	(1,798.00)	0
36700			0	2003	1980	(452.04)	0
36700			0	2004	1980	(660.58)	0
36700			0	2009	1980	(5,554.20)	0
36700			0	2010	1980	(6,150.38)	0
36700			0	2011	1980	(2,755.24)	0
36700			0	2011	1980	(137.38)	0
36700			8	2011	1980	413,875.18	0
36700			9	1981	1981	307,560.00	0
36700			0	1981	1981	(830.00)	0
36700			0	1982	1981	(2,842.00)	0
36700			0	1983	1981	(1,880.00)	0
36700			0	1984	1981	(2,558.00)	0
36700			0	1985	1981	(7,956.00)	0
36700			0	1986	1981	(168.00)	0
36700			0	1987	1981	(1,541.00)	0
36700			0	1988	1981	(1,664.00)	0
36700			0	1989	1981	(3,326.00)	0
36700			0	1990	1981	(1,026.00)	0
36700			0	1991	1981	(253.00)	0
36700			0	1992	1981	(120.00)	0
36700			0	1994	1981	(3,280.00)	0
36700			0	1995	1981	(6,577.00)	0
36700			0	1996	1981	(25,646.00)	0
36700			0	1997	1981	(250.00)	0
36700			0	2000	1981	(866.00)	0
36700			0	2001	1981	(959.00)	0
36700			0	2003	1981	(2,111.41)	0
36700			0	2009	1981	(3,205.02)	0
36700			0	2010	1981	(4,837.07)	0
36700			0	2011	1981	(1,641.31)	0
36700			0	2011	1981	(77.54)	0
36700			8	2011	1981	233,945.65	0
36700			9	1982	1982	444,614.00	0
36700			0	1982	1982	(487.00)	0
36700			0	1983	1982	(2,698.00)	0
36700			0	1984	1982	(4,026.00)	0
36700			0	1986	1982	(1,392.00)	0
36700			0	1987	1982	(3,310.00)	0
36700			0	1989	1982	(1,382.00)	0
36700			0	1990	1982	(10,671.00)	0
36700			0	1992	1982	(7,972.00)	0
36700			0	1993	1982	(154.00)	0

AccountNumber	GroupNumber	CompanyNumber	TransactionCode	TransactionYear	InstallationYear	Amount	AdjustedTY
36700			0	1994	1982	(1,212.00)	0
36700			0	1995	1982	(1,235.00)	0
36700			0	1996	1982	(1,282.00)	0
36700			0	1997	1982	(19,146.00)	0
36700			0	1998	1982	(20,840.00)	0
36700			0	1999	1982	(45,635.00)	0
36700			0	2000	1982	(16,969.00)	0
36700			0	2001	1982	(13,645.00)	0
36700			0	2002	1982	(5,616.00)	0
36700			0	2003	1982	(5,000.17)	0
36700			0	2004	1982	(54.52)	0
36700			0	2009	1982	(3,342.41)	0
36700			0	2010	1982	(2,861.91)	0
36700			0	2011	1982	(1,806.55)	0
36700			0	2011	1982	(85.96)	0
36700			8	2011	1982	273,790.48	0
36700			9	1983	1983	383,932.00	0
36700			0	1984	1983	(2,753.00)	0
36700			0	1986	1983	(4,170.00)	0
36700			0	1987	1983	(2,918.00)	0
36700			0	1988	1983	(4,098.00)	0
36700			0	1989	1983	(568.00)	0
36700			0	1990	1983	(3,066.00)	0
36700			0	1991	1983	(1,111.00)	0
36700			0	1992	1983	(1,919.00)	0
36700			0	1993	1983	(159.00)	0
36700			0	1994	1983	(1,098.00)	0
36700			0	1995	1983	(1,219.00)	0
36700			0	1996	1983	(1,940.00)	0
36700			3	1997	1983	343.00	0
36700			0	1997	1983	(1,381.00)	0
36700			0	1998	1983	(567.00)	0
36700			0	1999	1983	(90.00)	0
36700			0	2000	1983	(2,696.00)	0
36700			0	2002	1983	(200.00)	0
36700			0	2003	1983	(1,915.00)	0
36700			0	2004	1983	(133.51)	0
36700			0	2007	1983	(4,463.70)	0
36700			0	2009	1983	(3,866.27)	0
36700			0	2010	1983	(8,376.01)	0
36700			0	2011	1983	(2,159.66)	0
36700			0	2011	1983	(99.53)	0
36700			8	2011	1983	333,308.32	0
36700			9	1984	1984	410,632.00	0
36700			0	1986	1984	(1,919.00)	0
36700			0	1987	1984	(3,426.00)	0
36700			0	1988	1984	(2,163.00)	0
36700			0	1989	1984	(6,519.00)	0
36700			0	1990	1984	(120.00)	0
36700			0	1991	1984	(4,926.00)	0
36700			0	1992	1984	(4,673.00)	0
36700			0	1993	1984	(171.00)	0
36700			0	1994	1984	(14,454.00)	0
36700			0	1995	1984	(1,072.00)	0
36700			0	1996	1984	(2,103.00)	0
36700			0	1997	1984	115.00	1996
36700			0	1998	1984	(441.00)	0
36700			0	1999	1984	(2,147.00)	0
36700			0	2000	1984	(916.00)	0
36700			0	2001	1984	(3,807.00)	0

AccountNumber	GroupNumber	CompanyNumber	TransactionCode	TransactionYear	InstallationYear	Amount	AdjustedTY
36700			0	2002	1984	(1,199.00)	0
36700			0	2003	1984	(3,641.02)	0
36700			0	2009	1984	(3,122.73)	0
36700			0	2010	1984	(5,131.24)	0
36700			0	2011	1984	(2,039.03)	0
36700			0	2011	1984	(85.53)	0
36700			8	2011	1984	346,671.45	0
36700			9	1985	1985	372,443.00	0
36700			0	1986	1985	(7,053.00)	0
36700			0	1987	1985	(5,158.00)	0
36700			0	1989	1985	(1,877.00)	0
36700			0	1990	1985	(111.00)	0
36700			0	1991	1985	(804.00)	0
36700			0	1992	1985	(570.00)	0
36700			0	1993	1985	(42.00)	0
36700			0	1994	1985	(1,793.00)	0
36700			0	1995	1985	(2,625.00)	0
36700			0	1996	1985	(4,327.00)	0
36700			0	1997	1985	(14,287.00)	0
36700			0	1998	1985	(11,357.00)	0
36700			0	1999	1985	(13,057.00)	0
36700			0	2000	1985	(3,160.00)	0
36700			0	2001	1985	(4,365.00)	0
36700			0	2002	1985	(564.00)	0
36700			0	2004	1985	(854.27)	0
36700			0	2009	1985	(3,101.76)	0
36700			0	2010	1985	(3,607.00)	0
36700			0	2011	1985	(1,744.35)	0
36700			0	2011	1985	(80.64)	0
36700			8	2011	1985	291,904.98	0
36700			9	1986	1986	675,747.00	0
36700			0	1987	1986	(10,330.00)	0
36700			0	1988	1986	(14,791.00)	0
36700			0	1989	1986	(6,489.00)	0
36700			0	1990	1986	(4,134.00)	0
36700			0	1991	1986	(4,838.00)	0
36700			0	1993	1986	(9,697.00)	0
36700			0	1994	1986	(676.00)	0
36700			0	1995	1986	(4,108.00)	0
36700			3	1996	1986	(58,903.00)	0
36700			0	1996	1986	(26,168.00)	0
36700			3	1997	1986	23,027.00	0
36700			0	1997	1986	(5,593.00)	0
36700			0	1998	1986	(4,072.00)	0
36700			0	2000	1986	(1,333.00)	0
36700			0	2001	1986	(2,035.00)	0
36700			0	2003	1986	(2,757.39)	0
36700			0	2004	1986	(610.35)	0
36700			0	2007	1986	(848.69)	0
36700			0	2009	1986	(4,662.67)	0
36700			0	2010	1986	(5,494.54)	0
36700			0	2011	1986	(2,358.89)	0
36700			0	2011	1986	(118.46)	0
36700			8	2011	1986	528,756.01	0
36700			9	1987	1987	1,055,529.00	0
36700			0	1987	1987	(236.00)	0
36700			0	1988	1987	(10,438.00)	0
36700			0	1989	1987	(9,369.00)	0
36700			0	1990	1987	(1,703.00)	0
36700			0	1992	1987	(8,316.00)	0

AccountNumber	GroupNumber	CompanyNumber	TransactionCode	TransactionYear	InstallationYear	Amount	AdjustedTY
36700			0	1993	1987	(20,405.00)	0
36700			0	1994	1987	(668.00)	0
36700			0	1995	1987	(2,387.00)	0
36700			3	1996	1987	23,370.00	0
36700			0	1996	1987	(1,698.00)	0
36700			3	1997	1987	(23,370.00)	0
36700			0	1997	1987	(2,557.00)	0
36700			0	1998	1987	(12,382.00)	0
36700			0	1999	1987	(52,277.00)	0
36700			0	2000	1987	(32,127.00)	0
36700			0	2001	1987	(6,611.00)	0
36700			0	2002	1987	(500.00)	0
36700			0	2003	1987	(8,406.04)	0
36700			0	2007	1987	(10,848.15)	0
36700			0	2009	1987	(5,371.97)	0
36700			0	2010	1987	(4,632.93)	0
36700			0	2011	1987	(3,229.48)	0
36700			0	2011	1987	(160.76)	0
36700			8	2011	1987	861,205.67	0
36700			9	1988	1988	1,144,705.00	0
36700			0	1988	1988	(9,357.00)	0
36700			0	1989	1988	(23,414.00)	0
36700			0	1990	1988	(2,109.00)	0
36700			0	1991	1988	(2,574.00)	0
36700			0	1993	1988	(7,493.00)	0
36700			0	1994	1988	(4,831.00)	0
36700			0	1995	1988	(5,274.00)	0
36700			0	1996	1988	(19,421.00)	0
36700			0	1997	1988	(7,344.00)	0
36700			0	1998	1988	(4,072.00)	0
36700			0	1999	1988	(5,193.00)	0
36700			0	2000	1988	(25,698.00)	0
36700			0	2001	1988	(9,645.00)	0
36700			0	2002	1988	(3,496.00)	0
36700			0	2003	1988	(1,255.86)	0
36700			0	2009	1988	(5,990.73)	0
36700			0	2010	1988	(7,178.78)	0
36700			0	2011	1988	(3,313.05)	0
36700			0	2011	1988	(187.34)	0
36700			8	2011	1988	996,858.24	0
36700			9	1989	1989	1,467,328.00	0
36700			0	1989	1989	(3,820.00)	0
36700			0	1990	1989	(8,904.00)	0
36700			0	1991	1989	(16,288.00)	0
36700			0	1992	1989	(9,764.00)	0
36700			0	1993	1989	(4,262.00)	0
36700			0	1994	1989	(7,556.00)	0
36700			0	1995	1989	(4,404.00)	0
36700			0	1996	1989	(15,165.00)	0
36700			0	1997	1989	(8,761.00)	0
36700			0	1998	1989	(5,531.00)	0
36700			0	1999	1989	(6,258.00)	0
36700			0	2000	1989	(4,201.00)	0
36700			0	2001	1989	(839.00)	0
36700			0	2002	1989	(474.00)	0
36700			0	2003	1989	(6,977.65)	0
36700			0	2009	1989	(9,100.09)	0
36700			0	2010	1989	(9,432.17)	0
36700			0	2011	1989	(4,922.09)	0
36700			0	2011	1989	(230.34)	0

Charnas

AccountNumber	GroupNumber	CompanyNumber	TransactionCode	TransactionYear	InstallationYear	Amount	AdjustedTY
36700			8	2011	1989	1,340,438.66	0
36700			9	1990	1990	871,611.00	0
36700			0	1990	1990	(683.00)	0
36700			0	1991	1990	(3,890.00)	0
36700			0	1992	1990	(5,840.00)	0
36700			0	1993	1990	(4,623.00)	0
36700			0	1994	1990	(12,646.00)	0
36700			0	1995	1990	(21,963.00)	0
36700			0	1996	1990	(21,382.00)	0
36700			0	1997	1990	(25,157.00)	0
36700			0	1998	1990	(25,281.00)	0
36700			0	1999	1990	(18,017.00)	0
36700			0	2000	1990	(19,289.00)	0
36700			0	2001	1990	(3,032.00)	0
36700			0	2002	1990	(337.00)	0
36700			0	2003	1990	(3,538.64)	0
36700			0	2009	1990	(3,166.86)	0
36700			0	2010	1990	(5,551.58)	0
36700			0	2011	1990	(1,598.60)	0
36700			0	2011	1990	(90.57)	0
36700			8	2011	1990	695,524.75	0
36700			9	1991	1991	1,148,608.00	0
36700			0	1991	1991	(13,811.00)	0
36700			0	1992	1991	(191.00)	0
36700			0	1993	1991	(10,630.00)	0
36700			0	1994	1991	(7,261.00)	0
36700			0	1995	1991	(4,629.00)	0
36700			0	1996	1991	(5,102.00)	0
36700			0	1997	1991	592.00	1996
36700			0	1998	1991	(1,409.00)	0
36700			0	1999	1991	(1,114.00)	0
36700			0	2000	1991	(170.00)	0
36700			0	2001	1991	(914.00)	0
36700			0	2009	1991	(4,815.85)	0
36700			0	2010	1991	(6,169.84)	0
36700			0	2011	1991	(2,870.96)	0
36700			0	2011	1991	(123.53)	0
36700			8	2011	1991	1,089,988.82	0
36700			9	1992	1992	1,082,292.00	0
36700			0	1992	1992	(4,171.00)	0
36700			0	1993	1992	(13,386.00)	0
36700			0	1994	1992	(13,205.00)	0
36700			0	1995	1992	(32,727.00)	0
36700			0	1996	1992	(17,593.00)	0
36700			0	1997	1992	(14,143.00)	0
36700			0	1998	1992	(4,138.00)	0
36700			0	1999	1992	(2,153.00)	0
36700			0	2000	1992	(2,858.00)	0
36700			0	2001	1992	(2,282.00)	0
36700			0	2002	1992	(417.00)	0
36700			0	2003	1992	(520.07)	0
36700			0	2004	1992	(323.99)	0
36700			0	2009	1992	(4,200.25)	0
36700			0	2010	1992	(6,395.36)	0
36700			0	2011	1992	(2,224.71)	0
36700			0	2011	1992	(105.34)	0
36700			8	2011	1992	961,449.28	0
36700			9	1993	1993	1,244,700.00	0
36700			0	1993	1993	(23,047.00)	0
36700			0	1994	1993	(24,154.00)	0

AccountNumber	GroupNumber	CompanyNumber	TransactionCode	TransactionYear	InstallationYear	Amount	AdjustedTY
36700			0	1995	1993	(18,147.00)	0
36700			0	1996	1993	(18,527.00)	0
36700			3	1997	1993	31.00	0
36700			0	1997	1993	(20,768.00)	0
36700			0	1998	1993	(4,488.00)	0
36700			0	1999	1993	(2,690.00)	0
36700			0	2000	1993	(10,710.00)	0
36700			0	2001	1993	(117.00)	0
36700			0	2002	1993	(1,193.00)	0
36700			0	2003	1993	(8,528.09)	0
36700			0	2004	1993	(234.80)	0
36700			0	2009	1993	(6,678.19)	0
36700			0	2010	1993	(8,384.24)	0
36700			0	2011	1993	(3,349.67)	0
36700			0	2011	1993	(172.78)	0
36700			8	2011	1993	1,093,542.23	0
36700			9	1994	1994	1,881,869.00	0
36700			0	1994	1994	(14,609.00)	0
36700			0	1995	1994	(21,600.00)	0
36700			0	1996	1994	(43,060.00)	0
36700			0	1997	1994	(8,424.00)	0
36700			0	1998	1994	(6,174.00)	0
36700			0	1999	1994	(5,307.00)	0
36700			0	2000	1994	(7,282.00)	0
36700			0	2001	1994	(3,473.00)	0
36700			0	2002	1994	(6,830.00)	0
36700			0	2003	1994	(3,248.85)	0
36700			0	2007	1994	(247.61)	0
36700			0	2009	1994	(13,862.19)	0
36700			0	2010	1994	(15,773.58)	0
36700			0	2011	1994	(7,181.62)	0
36700			0	2011	1994	(349.82)	0
36700			8	2011	1994	1,724,446.33	0
36700			9	1995	1995	3,636,055.00	0
36700			0	1995	1995	(40,063.00)	0
36700			0	1996	1995	(25,555.00)	0
36700			0	1997	1995	(10,674.00)	0
36700			0	1998	1995	(11,770.00)	0
36700			0	1999	1995	(10,905.00)	0
36700			0	2000	1995	(7,807.00)	0
36700			0	2001	1995	(7,790.00)	0
36700			0	2002	1995	(1,531.00)	0
36700			0	2003	1995	(1,703.09)	0
36700			0	2009	1995	(21,737.43)	0
36700			0	2010	1995	(28,315.21)	0
36700			0	2011	1995	(10,171.66)	0
36700			0	2011	1995	(537.22)	0
36700			8	2011	1995	3,457,495.39	0
36700			9	1996	1996	3,512,457.00	0
36700			0	1996	1996	(23,895.00)	0
36700			0	1997	1996	(36,260.00)	0
36700			0	1998	1996	(26,974.00)	0
36700			0	1999	1996	(32,430.00)	0
36700			0	2000	1996	(5,434.00)	0
36700			0	2003	1996	(1,020.78)	0
36700			0	2009	1996	(18,906.76)	0
36700			0	2010	1996	(20,078.44)	0
36700			0	2011	1996	(9,696.74)	0
36700			0	2011	1996	(559.67)	0
36700			8	2011	1996	3,337,201.61	0

AccountNumber	GroupNumber	CompanyNumber	TransactionCode	TransactionYear	InstallationYear	Amount	AdjustedTY
36700			9	1997	1997	3,636,943.00	0
36700			0	1997	1997	(26,338.00)	0
36700			0	1998	1997	(37,583.00)	0
36700			0	1999	1997	(10,140.00)	0
36700			0	2000	1997	(14,736.00)	0
36700			0	2001	1997	(13,456.00)	0
36700			0	2002	1997	(2,003.00)	0
36700			0	2003	1997	(5,402.22)	0
36700			0	2009	1997	(18,213.81)	0
36700			0	2010	1997	(22,366.54)	0
36700			0	2011	1997	(8,999.16)	0
36700			0	2011	1997	(449.85)	0
36700			8	2011	1997	3,477,255.42	0
36700			9	1998	1998	3,634,838.00	0
36700			0	1998	1998	(35,680.00)	0
36700			0	1999	1998	(21,178.00)	0
36700			0	2000	1998	(14,942.00)	0
36700			0	2001	1998	(9,969.00)	0
36700			0	2002	1998	(3,047.00)	0
36700			0	2003	1998	(2,690.46)	0
36700			0	2004	1998	(1,239.24)	0
36700			0	2009	1998	(17,447.20)	0
36700			0	2010	1998	(24,280.96)	0
36700			0	2011	1998	(8,508.93)	0
36700			0	2011	1998	(445.11)	0
36700			8	2011	1998	3,495,410.10	0
36700			9	1999	1999	4,331,775.00	0
36700			0	1999	1999	(23,738.00)	0
36700			0	2000	1999	(69,859.00)	0
36700			0	2001	1999	(11,561.00)	0
36700			0	2002	1999	(743.00)	0
36700			0	2003	1999	(18,141.72)	0
36700			0	2004	1999	(891.34)	0
36700			0	2009	1999	(8,675.86)	0
36700			0	2010	1999	(41,462.21)	0
36700			0	2011	1999	(3,741.88)	0
36700			0	2011	1999	(14,917.19)	0
36700			8	2011	1999	4,138,043.80	0
36700			9	2000	2000	4,099,109.00	0
36700			0	2000	2000	(8,438.00)	0
36700			0	2001	2000	(6,793.00)	0
36700			0	2002	2000	(1,862.00)	0
36700			0	2003	2000	(2,356.28)	0
36700			0	2004	2000	(1,890.41)	0
36700			3	2008	2000	(1,114.71)	0
36700			0	2009	2000	(26,953.81)	0
36700			0	2010	2000	(37,038.15)	0
36700			0	2011	2000	(12,439.16)	0
36700			0	2011	2000	(556.90)	0
36700			8	2011	2000	3,999,666.58	0
36700			9	2001	2001	8,506,078.00	0
36700			0	2001	2001	(15,973.00)	0
36700			0	2002	2001	(13,040.00)	0
36700			0	2003	2001	(34,958.55)	0
36700			0	2004	2001	(1,867.51)	0
36700			0	2006	2001	(846.61)	0
36700			0	2009	2001	(29,191.41)	0
36700			0	2010	2001	(41,078.27)	0
36700			0	2011	2001	(12,779.80)	0
36700			0	2011	2001	(679.70)	0

AccountNumber	GroupNumber	CompanyNumber	TransactionCode	TransactionYear	InstallationYear	Amount	AdjustedTY
36700			8	2011	2001	8,355,663.15	0
36700			9	2002	2002	5,638,019.00	0
36700			0	2002	2002	(223.00)	0
36700			0	2003	2002	(6,890.31)	0
36700			3	2008	2002	1,114.71	0
36700			0	2009	2002	(25,549.30)	0
36700			0	2010	2002	(44,566.49)	0
36700			0	2011	2002	(11,332.51)	0
36700			0	2011	2002	(611.24)	0
36700			8	2011	2002	5,549,960.86	0
36700			9	2003	2003	9,212,211.58	0
36700			3	2003	2003	(17,867.44)	0
36700			0	2009	2003	(30,867.86)	0
36700			0	2010	2003	(52,906.44)	0
36700			0	2011	2003	(13,486.30)	0
36700			0	2011	2003	(622.54)	0
36700			8	2011	2003	9,096,461.00	0
36700			9	2004	2004	5,322,067.63	0
36700			0	2009	2004	(36,658.98)	0
36700			0	2010	2004	(27,263.35)	0
36700			0	2011	2004	(8,453.13)	0
36700			0	2011	2004	(323.25)	0
36700			8	2011	2004	5,249,368.92	0
36700			9	2005	2005	4,007,547.20	0
36700			0	2009	2005	(280,227.55)	0
36700			0	2010	2005	(35,690.85)	0
36700			0	2011	2005	(62,272.23)	0
36700			0	2011	2005	(7,752.76)	0
36700			8	2011	2005	3,621,603.81	0
36700			9	2006	2006	2,110,830.20	0
36700			0	2009	2006	(10,022.32)	0
36700			0	2010	2006	(184.06)	0
36700			0	2011	2006	(119.84)	0
36700			8	2011	2006	2,100,503.98	0
36700			9	2007	2007	2,495,496.26	0
36700			3	2007	2007	62,999.39	0
36700			0	2009	2007	(44,895.71)	0
36700			0	2010	2007	(42,602.54)	0
36700			0	2011	2007	(27,905.32)	0
36700			0	2011	2007	(829.97)	0
36700			8	2011	2007	2,442,262.11	0
36700			9	2008	2008	17,671,595.97	0
36700			9	2008	2008	6,450,194.29	0
36700			9	2009	2008	(6,372,935.12)	0
36700			0	2009	2008	(114,049.15)	0
36700			0	2010	2008	(88,394.14)	0
36700			0	2011	2008	(43,492.37)	0
36700			9	2011	2008	(501.91)	0
36700			0	2011	2008	(3,793.99)	0
36700			8	2011	2008	17,498,623.58	0
36700			9	2009	2009	37,086,456.57	0
36700			3	2009	2009	1,460.69	0
36700			0	2009	2009	(70,192.82)	0
36700			0	2010	2009	(249,710.44)	0
36700			0	2011	2009	(1.36)	0
36700			0	2011	2009	(199,090.97)	0
36700			9	2011	2009	(12,664.55)	0
36700			0	2011	2009	(15,095.40)	0
36700			8	2011	2009	36,541,161.72	0
36700			9	2010	2010	3,166,697.25	0

AccountNumber	GroupNumber	CompanyNumber	TransactionCode	TransactionYear	InstallationYear	Amount	AdjustedTY
36700			9	2010	2010	4,880,840.79	0
36700			0	2010	2010	(99,560.66)	0
36700			9	2011	2010	(3,078,912.34)	0
36700			0	2011	2010	(18,497.73)	0
36700			9	2011	2010	(39,468.26)	0
36700			0	2011	2010	(739.91)	0
36700			8	2011	2010	4,810,359.14	0
36700			9	2011	2011	8,484,108.21	0
36700			0	2011	2011	(49,833.02)	0
36700			9	2011	2011	443,721.61	0
36700			9	2011	2011	1,586,210.64	0
36700			0	2011	2011	(2,188.05)	0
36700			8	2011	2011	10,462,019.39	0
36800			9	1900	1900	38.00	0
36800			0	1988	1900	(38.00)	0
36800			9	1904	1904	121,878.00	0
36800			0	1963	1904	(2,018.00)	0
36800			0	1964	1904	(26,972.00)	0
36800			0	1965	1904	(44,512.00)	0
36800			0	1966	1904	(48,376.00)	0
36800			9	1905	1905	246,320.00	0
36800			0	1963	1905	(55,962.00)	0
36800			0	1964	1905	(67,713.00)	0
36800			0	1965	1905	(58,626.00)	0
36800			0	1966	1905	(64,019.00)	0
36800			9	1908	1908	399.00	0
36800			0	1989	1908	(399.00)	0
36800			9	1910	1910	127.00	0
36800			0	1963	1910	(127.00)	0
36800			9	1912	1912	265.00	0
36800			0	1963	1912	(265.00)	0
36800			9	1913	1913	1,008.00	0
36800			0	1963	1913	(1,008.00)	0
36800			9	1914	1914	101.00	0
36800			0	1963	1914	(101.00)	0
36800			9	1915	1915	82.00	0
36800			0	1963	1915	(82.00)	0
36800			9	1916	1916	800.00	0
36800			0	1963	1916	(800.00)	0
36800			9	1917	1917	630.00	0
36800			0	1963	1917	(630.00)	0
36800			9	1918	1918	561.00	0
36800			0	1963	1918	(561.00)	0
36800			9	1919	1919	4,654.00	0
36800			0	1963	1919	(1,080.00)	0
36800			0	1974	1919	(3,574.00)	0
36800			9	1920	1920	1,563.00	0
36800			0	1963	1920	(1,563.00)	0
36800			9	1921	1921	2,445.00	0
36800			0	1963	1921	(2,137.00)	0
36800			0	1974	1921	(308.00)	0
36800			9	1922	1922	2,981.00	0
36800			0	1963	1922	(2,877.00)	0
36800			0	1964	1922	(104.00)	0
36800			9	1923	1923	316.00	0
36800			0	1963	1923	(316.00)	0
36800			9	1924	1924	892.00	0
36800			0	1963	1924	(892.00)	0
36800			9	1925	1925	946.00	0
36800			0	1963	1925	(642.00)	0

Charnas

AccountNumber	GroupNumber	CompanyNumber	TransactionCode	TransactionYear	InstallationYear	Amount	AdjustedTY
36800			0	1974	1925	(86.00)	0
36800			0	1976	1925	(218.00)	0
36800			9	1926	1926	2,571.00	0
36800			0	1963	1926	(2,571.00)	0
36800			9	1927	1927	4,051.00	0
36800			0	1963	1927	(2,968.00)	0
36800			0	1974	1927	(1,083.00)	0
36800			9	1928	1928	2,645.00	0
36800			0	1963	1928	(2,075.00)	0
36800			0	1974	1928	(570.00)	0
36800			9	1929	1929	2,861.00	0
36800			0	1963	1929	(1,062.00)	0
36800			0	1972	1929	(1,716.00)	0
36800			0	1990	1929	(83.00)	0
36800			9	1930	1930	2,311.00	0
36800			0	1963	1930	(2,311.00)	0
36800			9	1931	1931	2,651.00	0
36800			0	1963	1931	(2,651.00)	0
36800			9	1932	1932	390.00	0
36800			0	1963	1932	(390.00)	0
36800			9	1933	1933	738.00	0
36800			0	1963	1933	(610.00)	0
36800			0	1972	1933	(128.00)	0
36800			9	1934	1934	2,652.00	0
36800			0	1963	1934	(1,207.00)	0
36800			0	1974	1934	(1,445.00)	0
36800			9	1935	1935	762.00	0
36800			0	1963	1935	(512.00)	0
36800			0	1988	1935	(29.00)	0
36800			0	1990	1935	(221.00)	0
36800			9	1936	1936	110,254.00	0
36800			0	1963	1936	(1,833.00)	0
36800			0	1965	1936	(327.00)	0
36800			0	1966	1936	(176.00)	0
36800			0	1967	1936	(97,279.00)	0
36800			0	1968	1936	(9,376.00)	0
36800			0	1987	1936	(1,263.00)	0
36800			9	1937	1937	143,616.00	0
36800			0	1968	1937	(143,569.00)	0
36800			0	1988	1937	(47.00)	0
36800			9	1938	1938	23,416.00	0
36800			0	1963	1938	(799.00)	0
36800			0	1968	1938	(22,617.00)	0
36800			9	1939	1939	116,972.00	0
36800			0	1963	1939	(913.00)	0
36800			0	1968	1939	(46,705.00)	0
36800			0	1969	1939	(69,354.00)	0
36800			9	1940	1940	127,071.00	0
36800			0	1963	1940	(255.00)	0
36800			0	1969	1940	(78,975.00)	0
36800			0	1970	1940	(45,066.00)	0
36800			0	1974	1940	(2,693.00)	0
36800			0	1988	1940	(82.00)	0
36800			9	1941	1941	333,800.58	0
36800			0	1970	1941	(64,091.00)	0
36800			0	1972	1941	(367.00)	0
36800			0	1973	1941	(5,919.00)	0
36800			0	1974	1941	(2,582.00)	0
36800			0	1976	1941	(1,909.00)	0
36800			0	1987	1941	(849.00)	0

AccountNumber	GroupNumber	CompanyNumber	TransactionCode	TransactionYear	InstallationYear	Amount	AdjustedTY
36800			0	1988	1941	(19,873.00)	0
36800			0	1989	1941	(3,343.00)	0
36800			0	1990	1941	(15,500.00)	0
36800			0	1991	1941	(4,493.00)	0
36800			0	1992	1941	(2,933.00)	0
36800			0	1993	1941	711.00	1992
36800			0	1995	1941	(517.00)	0
36800			3	1996	1941	(3,718.00)	0
36800			0	1996	1941	(348.00)	0
36800			0	1997	1941	(30,429.00)	0
36800			0	2001	1941	(2,628.00)	0
36800			0	2002	1941	(37,193.00)	0
36800			0	2003	1941	(4,221.85)	0
36800			0	2004	1941	(2,341.54)	0
36800			0	2006	1941	(29,767.93)	0
36800			0	2007	1941	(37,501.02)	0
36800			0	2008	1941	(19,387.96)	0
36800			0	2009	1941	(15,982.74)	0
36800			0	2010	1941	(271.08)	0
36800			0	2011	1941	(1,304.66)	0
36800			8	2011	1941	27,040.80	0
36800			9	1942	1942	74,305.00	0
36800			0	1963	1942	(145.00)	0
36800			0	1964	1942	(103.00)	0
36800			0	1965	1942	(72.00)	0
36800			0	1966	1942	(82.00)	0
36800			0	1970	1942	(28,142.00)	0
36800			0	1974	1942	(1,735.00)	0
36800			0	1975	1942	(251.00)	0
36800			0	1987	1942	(463.00)	0
36800			0	1988	1942	(1,666.00)	0
36800			0	1989	1942	(3,877.00)	0
36800			0	1990	1942	(3,118.00)	0
36800			0	1991	1942	(2,250.00)	0
36800			0	1992	1942	(2,197.00)	0
36800			0	1993	1942	(1,174.00)	0
36800			0	1995	1942	(409.00)	0
36800			0	1997	1942	(12,918.00)	0
36800			0	2001	1942	(1,213.00)	0
36800			0	2002	1942	(9,367.00)	0
36800			0	2003	1942	(259.70)	0
36800			0	2006	1942	(2,781.78)	0
36800			0	2007	1942	(325.94)	0
36800			0	2009	1942	(227.67)	0
36800			0	2010	1942	(94.14)	0
36800			8	2011	1942	1,433.77	0
36800			9	1943	1943	71,054.00	0
36800			0	1963	1943	(309.00)	0
36800			0	1965	1943	(36.00)	0
36800			0	1970	1943	(61,533.00)	0
36800			0	1974	1943	(626.00)	0
36800			0	1988	1943	(906.00)	0
36800			0	1990	1943	(233.00)	0
36800			0	1992	1943	(154.00)	0
36800			0	2001	1943	(102.00)	0
36800			0	2002	1943	(1,121.00)	0
36800			0	2006	1943	(1,260.70)	0
36800			0	2007	1943	(808.32)	0
36800			0	2008	1943	(832.37)	0
36800			0	2009	1943	(132.03)	0

Charnas

AccountNumber	GroupNumber	CompanyNumber	TransactionCode	TransactionYear	InstallationYear	Amount	AdjustedTY
36800			0	2010	1943	(1,209.47)	0
36800			8	2011	1943	1,791.11	0
36800			9	1944	1944	190,361.00	0
36800			0	1963	1944	(212.00)	0
36800			0	1964	1944	(56.00)	0
36800			0	1965	1944	(236.00)	0
36800			0	1966	1944	(71.00)	0
36800			0	1970	1944	(60,640.00)	0
36800			0	1971	1944	(26,859.00)	0
36800			0	1972	1944	(73,578.00)	0
36800			0	1975	1944	(122.00)	0
36800			0	1988	1944	(5,936.00)	0
36800			0	1989	1944	(2,469.00)	0
36800			0	1990	1944	(1,082.00)	0
36800			0	1992	1944	(75.00)	0
36800			0	1993	1944	(486.00)	0
36800			0	1995	1944	(113.00)	0
36800			0	1997	1944	(972.00)	0
36800			0	2001	1944	(2,136.00)	0
36800			0	2006	1944	(8,329.54)	0
36800			0	2007	1944	(647.49)	0
36800			0	2008	1944	(1,559.04)	0
36800			0	2009	1944	(1,371.58)	0
36800			0	2010	1944	(740.93)	0
36800			8	2011	1944	2,669.42	0
36800			9	1945	1945	385,570.00	0
36800			0	1963	1945	(143.00)	0
36800			0	1964	1945	(443.00)	0
36800			0	1965	1945	(450.00)	0
36800			0	1966	1945	(280.00)	0
36800			0	1971	1945	(151,162.00)	0
36800			0	1972	1945	(103,005.00)	0
36800			0	1973	1945	(66,067.00)	0
36800			0	1974	1945	(503.00)	0
36800			0	1988	1945	(13,343.00)	0
36800			0	1989	1945	(5,087.00)	0
36800			0	1990	1945	(1,731.00)	0
36800			0	1991	1945	(3,033.00)	0
36800			0	1993	1945	(231.00)	0
36800			0	1997	1945	(3,234.00)	0
36800			0	2001	1945	(290.00)	0
36800			0	2003	1945	(170.46)	0
36800			0	2004	1945	(657.17)	0
36800			0	2006	1945	(7,625.05)	0
36800			0	2007	1945	(9,058.42)	0
36800			0	2008	1945	(142.53)	0
36800			0	2009	1945	(12,752.15)	0
36800			0	2010	1945	(980.73)	0
36800			8	2011	1945	5,181.49	0
36800			9	1946	1946	340,277.00	0
36800			0	1963	1946	(114.00)	0
36800			0	1964	1946	(231.00)	0
36800			0	1965	1946	(52.00)	0
36800			0	1966	1946	(320.00)	0
36800			0	1972	1946	(5,395.00)	0
36800			0	1973	1946	(21,475.00)	0
36800			0	1974	1946	(75,368.00)	0
36800			0	1975	1946	(56,536.00)	0
36800			0	1976	1946	(38,898.00)	0
36800			0	1977	1946	(41,076.00)	0

AccountNumber	GroupNumber	CompanyNumber	TransactionCode	TransactionYear	InstallationYear	Amount	AdjustedTY
36800			0	1978	1946	(1,831.00)	0
36800			0	1987	1946	(1,753.00)	0
36800			0	1988	1946	(12,767.00)	0
36800			0	1989	1946	(6,089.00)	0
36800			0	1990	1946	(3,653.00)	0
36800			0	1991	1946	(6,805.00)	0
36800			0	1992	1946	(321.00)	0
36800			0	1993	1946	(1,265.00)	0
36800			0	1995	1946	(523.00)	0
36800			3	1996	1946	92.00	0
36800			0	1996	1946	(150.00)	0
36800			0	1997	1946	(6,490.00)	0
36800			0	2001	1946	(388.00)	0
36800			0	2002	1946	(1,430.00)	0
36800			0	2006	1946	(7,985.37)	0
36800			0	2007	1946	(2,297.36)	0
36800			0	2008	1946	(961.28)	0
36800			0	2009	1946	(27,858.27)	0
36800			0	2010	1946	(352.88)	0
36800			0	2011	1946	(4,427.73)	0
36800			8	2011	1946	13,556.11	0
36800			9	1947	1947	700,341.00	0
36800			0	1963	1947	(9,560.00)	0
36800			0	1964	1947	(3,136.00)	0
36800			0	1965	1947	(190.00)	0
36800			0	1966	1947	(428.00)	0
36800			0	1972	1947	(27,220.00)	0
36800			0	1973	1947	(18,258.00)	0
36800			0	1974	1947	(18,320.00)	0
36800			0	1975	1947	(10,071.00)	0
36800			0	1976	1947	(14,696.00)	0
36800			0	1977	1947	(9,044.00)	0
36800			0	1978	1947	(56,585.00)	0
36800			0	1979	1947	(68,391.00)	0
36800			0	1980	1947	(91,376.00)	0
36800			0	1981	1947	(119,563.00)	0
36800			0	1982	1947	(46,771.00)	0
36800			0	1983	1947	(6,155.00)	0
36800			0	1987	1947	(23,904.00)	0
36800			0	1988	1947	(31,502.00)	0
36800			0	1989	1947	(22,446.00)	0
36800			0	1990	1947	(9,914.00)	0
36800			0	1991	1947	(5,939.00)	0
36800			0	1992	1947	(4,683.00)	0
36800			0	1993	1947	(1,649.00)	0
36800			0	1995	1947	(2,905.00)	0
36800			3	1996	1947	(136.00)	0
36800			0	1996	1947	(667.00)	0
36800			0	1997	1947	(19,126.00)	0
36800			0	2001	1947	(4,844.00)	0
36800			0	2002	1947	(3,768.00)	0
36800			0	2003	1947	(1,996.20)	0
36800			0	2004	1947	(671.98)	0
36800			0	2006	1947	(34,104.64)	0
36800			0	2007	1947	(1,932.98)	0
36800			0	2008	1947	(2,154.17)	0
36800			0	2009	1947	(10,676.78)	0
36800			0	2010	1947	(8,486.69)	0
36800			8	2011	1947	9,070.56	0
36800			9	1948	1948	456,062.00	0

Charnas

AccountNumber	GroupNumber	CompanyNumber	TransactionCode	TransactionYear	InstallationYear	Amount	AdjustedTY
36800			0	1963	1948	(568.00)	0
36800			0	1964	1948	(67.00)	0
36800			0	1965	1948	(136.00)	0
36800			0	1966	1948	(477.00)	0
36800			0	1972	1948	(8,452.00)	0
36800			0	1973	1948	(6,542.00)	0
36800			0	1974	1948	(6,023.00)	0
36800			0	1975	1948	(6,769.00)	0
36800			0	1976	1948	(1,862.00)	0
36800			0	1977	1948	(3,063.00)	0
36800			0	1978	1948	(6,214.00)	0
36800			0	1979	1948	(8,142.00)	0
36800			0	1980	1948	(13,380.00)	0
36800			0	1982	1948	(133,185.00)	0
36800			0	1983	1948	(116,769.00)	0
36800			0	1985	1948	(3,738.00)	0
36800			0	1986	1948	(12,546.00)	0
36800			0	1987	1948	(3,667.00)	0
36800			0	1988	1948	(5,163.00)	0
36800			0	1989	1948	(9,379.00)	0
36800			0	1990	1948	(21,836.00)	0
36800			0	1991	1948	(22,201.00)	0
36800			0	1993	1948	(929.00)	0
36800			0	1995	1948	(842.00)	0
36800			3	1996	1948	(598.00)	0
36800			3	1997	1948	1.00	0
36800			0	1997	1948	(4,539.00)	0
36800			0	1998	1948	(28.00)	0
36800			0	2001	1948	(1,126.00)	0
36800			0	2003	1948	(159.20)	0
36800			0	2006	1948	(37,896.08)	0
36800			0	2007	1948	(1,866.61)	0
36800			0	2008	1948	(1,166.40)	0
36800			0	2009	1948	(102.87)	0
36800			0	2010	1948	(977.19)	0
36800			8	2011	1948	15,653.65	0
36800			9	1949	1949	870,133.00	0
36800			0	1963	1949	(219.00)	0
36800			0	1964	1949	(163.00)	0
36800			0	1965	1949	(628.00)	0
36800			0	1966	1949	(136.00)	0
36800			0	1972	1949	(12,676.00)	0
36800			0	1973	1949	(13,314.00)	0
36800			0	1974	1949	(7,720.00)	0
36800			0	1975	1949	(5,682.00)	0
36800			0	1976	1949	(3,437.00)	0
36800			0	1977	1949	(5,212.00)	0
36800			0	1978	1949	(7,121.00)	0
36800			0	1979	1949	(13,813.00)	0
36800			0	1980	1949	(5,484.00)	0
36800			0	1985	1949	(156,330.00)	0
36800			0	1986	1949	(203,544.00)	0
36800			0	1987	1949	(2,823.00)	0
36800			0	1988	1949	(1,874.00)	0
36800			0	1989	1949	(5,780.00)	0
36800			0	1990	1949	(4,770.00)	0
36800			0	1991	1949	(38,186.00)	0
36800			0	1992	1949	(8,729.00)	0
36800			0	1993	1949	(1,827.00)	0
36800			0	1995	1949	(3,493.00)	0

AccountNumber	GroupNumber	CompanyNumber	TransactionCode	TransactionYear	InstallationYear	Amount	AdjustedTY
36800			0	1996	1949	(3,103.00)	0
36800			0	1997	1949	(36,447.00)	0
36800			0	2001	1949	(162.00)	0
36800			0	2002	1949	(7,054.00)	0
36800			0	2003	1949	(11.67)	0
36800			0	2004	1949	(2,400.48)	0
36800			0	2006	1949	(57,115.58)	0
36800			0	2009	1949	(905.03)	0
36800			0	2010	1949	(3,231.77)	0
36800			0	2011	1949	(686.78)	0
36800			8	2011	1949	256,054.69	0
36800			9	1950	1950	739,217.00	0
36800			0	1963	1950	(325.00)	0
36800			0	1964	1950	(80.00)	0
36800			0	1965	1950	(96.00)	0
36800			0	1966	1950	(2,250.00)	0
36800			0	1972	1950	(14,512.00)	0
36800			0	1973	1950	(12,656.00)	0
36800			0	1974	1950	(9,464.00)	0
36800			0	1975	1950	(6,727.00)	0
36800			0	1976	1950	(2,359.00)	0
36800			0	1977	1950	(2,645.00)	0
36800			0	1978	1950	(4,767.00)	0
36800			0	1979	1950	(9,147.00)	0
36800			0	1980	1950	(10,347.00)	0
36800			0	1984	1950	(66,673.00)	0
36800			0	1986	1950	(279,771.00)	0
36800			0	1987	1950	(24,156.00)	0
36800			0	1988	1950	(39,248.00)	0
36800			0	1989	1950	(23,694.00)	0
36800			0	1990	1950	(7,219.00)	0
36800			0	1991	1950	(12,370.00)	0
36800			0	1992	1950	(4,326.00)	0
36800			0	1993	1950	(4,550.00)	0
36800			0	1995	1950	(4,798.00)	0
36800			3	1996	1950	(108.00)	0
36800			0	1996	1950	(2,999.00)	0
36800			0	1997	1950	(49,173.00)	0
36800			0	1998	1950	(134.00)	0
36800			0	1999	1950	(103.00)	0
36800			0	2001	1950	(2,576.00)	0
36800			0	2002	1950	(17,465.00)	0
36800			0	2003	1950	(3,956.60)	0
36800			0	2004	1950	(413.61)	0
36800			0	2006	1950	(86,328.53)	0
36800			0	2009	1950	(3,458.26)	0
36800			0	2010	1950	(580.33)	0
36800			0	2011	1950	(1,464.08)	0
36800			8	2011	1950	28,277.59	0
36800			9	1951	1951	451,984.00	0
36800			0	1963	1951	(270.00)	0
36800			0	1964	1951	(1,963.00)	0
36800			0	1965	1951	(591.00)	0
36800			0	1966	1951	(339.00)	0
36800			0	1972	1951	(22,855.00)	0
36800			0	1973	1951	(16,789.00)	0
36800			0	1974	1951	(15,536.00)	0
36800			0	1975	1951	(8,451.00)	0
36800			0	1976	1951	(3,912.00)	0
36800			0	1977	1951	(8,687.00)	0

AccountNumber	GroupNumber	CompanyNumber	TransactionCode	TransactionYear	InstallationYear	Amount	AdjustedTY
36800			0	1978	1951	(14,783.00)	0
36800			0	1979	1951	(31,511.00)	0
36800			0	1980	1951	(22,359.00)	0
36800			0	1987	1951	(15,703.00)	0
36800			0	1988	1951	(15,306.00)	0
36800			0	1989	1951	(27,496.00)	0
36800			0	1990	1951	(14,003.00)	0
36800			0	1991	1951	(8,786.00)	0
36800			0	1992	1951	(6,526.00)	0
36800			0	1993	1951	(6,064.00)	0
36800			0	1995	1951	(5,359.00)	0
36800			3	1996	1951	(17,531.00)	0
36800			0	1996	1951	(10,680.00)	0
36800			0	1997	1951	(21,962.00)	0
36800			0	1998	1951	(383.00)	0
36800			0	2001	1951	(13,832.00)	0
36800			0	2002	1951	(2,461.00)	0
36800			0	2003	1951	(2,168.95)	0
36800			0	2004	1951	(428.74)	0
36800			0	2006	1951	(68,844.54)	0
36800			0	2007	1951	(106.17)	0
36800			0	2008	1951	(1,707.09)	0
36800			0	2009	1951	(37,240.40)	0
36800			0	2010	1951	(2,092.56)	0
36800			8	2011	1951	25,257.55	0
36800			9	1952	1952	465,692.00	0
36800			0	1963	1952	(131.00)	0
36800			0	1966	1952	(109.00)	0
36800			0	1972	1952	(7,976.00)	0
36800			0	1973	1952	(13,360.00)	0
36800			0	1974	1952	(6,317.00)	0
36800			0	1975	1952	(12,482.00)	0
36800			0	1976	1952	(2,959.00)	0
36800			0	1977	1952	(4,300.00)	0
36800			0	1978	1952	(6,916.00)	0
36800			0	1979	1952	(7,192.00)	0
36800			0	1980	1952	(10,375.00)	0
36800			0	1987	1952	(8,131.00)	0
36800			0	1988	1952	(29,633.00)	0
36800			0	1989	1952	(16,080.00)	0
36800			0	1990	1952	(10,333.00)	0
36800			0	1991	1952	(11,094.00)	0
36800			0	1992	1952	(3,167.00)	0
36800			0	1993	1952	(1,703.00)	0
36800			0	1994	1952	(15.00)	0
36800			0	1995	1952	(3,732.00)	0
36800			0	1996	1952	(1,995.00)	0
36800			0	1997	1952	(18,262.00)	0
36800			0	2001	1952	(2,439.00)	0
36800			0	2002	1952	(13,609.00)	0
36800			0	2003	1952	(5,483.47)	0
36800			0	2006	1952	(150,775.49)	0
36800			0	2007	1952	(30,137.09)	0
36800			0	2008	1952	(1,771.61)	0
36800			0	2009	1952	(2,159.89)	0
36800			0	2010	1952	(16,578.27)	0
36800			8	2011	1952	66,476.18	0
36800			9	1953	1953	603,001.00	0
36800			0	1972	1953	(28,542.00)	0
36800			0	1973	1953	(37,110.00)	0

Charnas

AccountNumber	GroupNumber	CompanyNumber	TransactionCode	TransactionYear	InstallationYear	Amount	AdjustedTY
36800			0	1974	1953	(20,415.00)	0
36800			0	1975	1953	(8,455.00)	0
36800			0	1977	1953	(6,321.00)	0
36800			0	1978	1953	(14,736.00)	0
36800			0	1987	1953	(20,505.00)	0
36800			0	1988	1953	(16,516.00)	0
36800			0	1989	1953	(50,361.00)	0
36800			0	1990	1953	(11,591.00)	0
36800			0	1991	1953	(21,254.00)	0
36800			0	1992	1953	(4,526.00)	0
36800			0	1993	1953	(6,982.00)	0
36800			0	1995	1953	(5,209.00)	0
36800			0	1996	1953	(3,663.00)	0
36800			0	1997	1953	(30,924.00)	0
36800			0	2001	1953	(12,156.00)	0
36800			0	2002	1953	(574.00)	0
36800			0	2003	1953	(9,819.96)	0
36800			0	2004	1953	(2,964.25)	0
36800			0	2006	1953	(105,059.61)	0
36800			0	2007	1953	(408.76)	0
36800			0	2008	1953	(6,187.79)	0
36800			0	2009	1953	(642.29)	0
36800			0	2010	1953	(2,713.71)	0
36800			8	2011	1953	175,364.63	0
36800			9	1954	1954	750,457.00	0
36800			0	1963	1954	(7,404.00)	0
36800			0	1964	1954	(7,407.00)	0
36800			0	1965	1954	(3,406.00)	0
36800			0	1966	1954	(3,737.00)	0
36800			0	1967	1954	(27,475.00)	0
36800			0	1968	1954	(22,150.00)	0
36800			0	1969	1954	(10,678.00)	0
36800			0	1970	1954	(10,008.00)	0
36800			0	1971	1954	(102,527.00)	0
36800			0	1972	1954	(7,573.00)	0
36800			0	1973	1954	(8,646.00)	0
36800			0	1974	1954	(7,282.00)	0
36800			0	1975	1954	(5,940.00)	0
36800			0	1976	1954	(3,041.00)	0
36800			0	1977	1954	(1,523.00)	0
36800			0	1978	1954	(8,890.00)	0
36800			0	1979	1954	(8,723.00)	0
36800			0	1980	1954	(16,340.00)	0
36800			0	1981	1954	(8,201.00)	0
36800			0	1982	1954	(33,086.00)	0
36800			0	1983	1954	(11,846.00)	0
36800			0	1984	1954	(24,781.00)	0
36800			0	1985	1954	(45,294.00)	0
36800			0	1986	1954	(10,474.00)	0
36800			0	1987	1954	(16,459.00)	0
36800			0	1988	1954	(22,292.00)	0
36800			0	1989	1954	(14,590.00)	0
36800			0	1990	1954	(13,586.00)	0
36800			0	1991	1954	(12,991.00)	0
36800			0	1992	1954	(3,920.00)	0
36800			0	1993	1954	(4,779.00)	0
36800			0	1995	1954	(2,398.00)	0
36800			0	1996	1954	(2,280.00)	0
36800			0	1997	1954	(18,380.00)	0
36800			0	2001	1954	(6,234.00)	0

Charnas

AccountNumber	GroupNumber	CompanyNumber	TransactionCode	TransactionYear	InstallationYear	Amount	AdjustedTY
36800			0	2003	1954	(2,507.39)	0
36800			0	2004	1954	(883.10)	0
36800			0	2006	1954	(147,120.94)	0
36800			0	2007	1954	(13,905.63)	0
36800			0	2009	1954	(1,703.33)	0
36800			0	2010	1954	(44,939.14)	0
36800			8	2011	1954	25,056.47	0
36800			9	1955	1955	939,241.00	0
36800			0	1963	1955	(2,348.00)	0
36800			0	1964	1955	(2,006.00)	0
36800			0	1965	1955	(7,139.00)	0
36800			0	1966	1955	(4,489.00)	0
36800			0	1967	1955	(3,884.00)	0
36800			0	1968	1955	(18,716.00)	0
36800			0	1969	1955	(5,679.00)	0
36800			0	1970	1955	(3,326.00)	0
36800			0	1971	1955	(4,619.00)	0
36800			0	1972	1955	(38,196.00)	0
36800			0	1973	1955	(51,815.00)	0
36800			0	1974	1955	(12,892.00)	0
36800			0	1975	1955	(5,351.00)	0
36800			0	1976	1955	(5,545.00)	0
36800			0	1977	1955	(3,417.00)	0
36800			0	1978	1955	(8,093.00)	0
36800			0	1979	1955	(4,069.00)	0
36800			0	1980	1955	(12,303.00)	0
36800			0	1981	1955	(6,581.00)	0
36800			0	1982	1955	(17,037.00)	0
36800			0	1983	1955	(11,747.00)	0
36800			0	1984	1955	(10,518.00)	0
36800			0	1985	1955	(30,803.00)	0
36800			0	1986	1955	(12,153.00)	0
36800			0	1987	1955	(32,613.00)	0
36800			0	1988	1955	(59,671.00)	0
36800			0	1989	1955	(31,637.00)	0
36800			0	1990	1955	(21,105.00)	0
36800			0	1991	1955	(23,180.00)	0
36800			0	1992	1955	(6,210.00)	0
36800			0	1993	1955	(12,262.00)	0
36800			0	1995	1955	(3,735.00)	0
36800			3	1996	1955	(379.00)	0
36800			0	1996	1955	(2,374.00)	0
36800			0	1997	1955	(30,603.00)	0
36800			0	1998	1955	(23.00)	0
36800			0	2001	1955	(7,935.00)	0
36800			0	2002	1955	(218.00)	0
36800			0	2003	1955	(4,367.61)	0
36800			0	2006	1955	(230,167.83)	0
36800			0	2007	1955	(58,568.42)	0
36800			0	2009	1955	(5,844.76)	0
36800			0	2010	1955	(43,975.18)	0
36800			8	2011	1955	81,646.20	0
36800			9	1956	1956	898,463.00	0
36800			0	1963	1956	(1,452.00)	0
36800			0	1964	1956	(927.00)	0
36800			0	1965	1956	(5,918.00)	0
36800			0	1966	1956	(7,118.00)	0
36800			0	1967	1956	(6,903.00)	0
36800			0	1968	1956	(3,354.00)	0
36800			0	1969	1956	(12,634.00)	0

AccountNumber	GroupNumber	CompanyNumber	TransactionCode	TransactionYear	InstallationYear	Amount	AdjustedTY
36800			0	1970	1956	(21,994.00)	0
36800			0	1971	1956	(3,194.00)	0
36800			0	1972	1956	(9,337.00)	0
36800			0	1973	1956	(91,210.00)	0
36800			0	1974	1956	(28,697.00)	0
36800			0	1975	1956	(6,447.00)	0
36800			0	1976	1956	(3,419.00)	0
36800			0	1977	1956	(6,550.00)	0
36800			0	1978	1956	(12,198.00)	0
36800			0	1979	1956	(10,634.00)	0
36800			0	1980	1956	(10,709.00)	0
36800			0	1981	1956	(7,351.00)	0
36800			0	1982	1956	(34,926.00)	0
36800			0	1983	1956	(14,543.00)	0
36800			0	1984	1956	(10,595.00)	0
36800			0	1985	1956	(42,293.00)	0
36800			0	1986	1956	(24,096.00)	0
36800			0	1987	1956	(47,054.00)	0
36800			0	1988	1956	(36,226.00)	0
36800			0	1989	1956	(39,689.00)	0
36800			0	1990	1956	(29,289.00)	0
36800			0	1991	1956	(39,658.00)	0
36800			0	1992	1956	(6,552.00)	0
36800			0	1993	1956	(8,945.00)	0
36800			0	1995	1956	(9,507.00)	0
36800			0	1996	1956	(3,127.00)	0
36800			0	1997	1956	(43,795.00)	0
36800			0	2001	1956	(17,184.00)	0
36800			0	2003	1956	(2,118.30)	0
36800			0	2006	1956	(109,614.43)	0
36800			0	2007	1956	(53,596.78)	0
36800			0	2009	1956	(1,806.91)	0
36800			0	2010	1956	(48,377.12)	0
36800			8	2011	1956	25,424.46	0
36800			9	1957	1957	855,668.00	0
36800			0	1963	1957	(4,835.00)	0
36800			0	1964	1957	(2,167.00)	0
36800			0	1965	1957	(2,232.00)	0
36800			0	1966	1957	(2,887.00)	0
36800			0	1967	1957	(1,899.00)	0
36800			0	1968	1957	(5,479.00)	0
36800			0	1969	1957	(29,940.00)	0
36800			0	1970	1957	(4,030.00)	0
36800			0	1971	1957	(6,892.00)	0
36800			0	1972	1957	(5,020.00)	0
36800			0	1973	1957	(4,728.00)	0
36800			0	1974	1957	(76,323.00)	0
36800			0	1975	1957	(23,209.00)	0
36800			0	1976	1957	(13,692.00)	0
36800			0	1977	1957	(3,780.00)	0
36800			0	1978	1957	(6,288.00)	0
36800			0	1979	1957	(11,822.00)	0
36800			0	1980	1957	(7,832.00)	0
36800			0	1981	1957	(6,649.00)	0
36800			0	1982	1957	(9,565.00)	0
36800			0	1983	1957	(4,740.00)	0
36800			0	1984	1957	(10,093.00)	0
36800			0	1985	1957	(10,307.00)	0
36800			0	1986	1957	(10,390.00)	0
36800			0	1987	1957	(19,731.00)	0

AccountNumber	GroupNumber	CompanyNumber	TransactionCode	TransactionYear	InstallationYear	Amount	AdjustedTY
36800			0	1988	1957	(14,061.00)	0
36800			0	1989	1957	(31,601.00)	0
36800			0	1990	1957	(21,979.00)	0
36800			0	1991	1957	(24,729.00)	0
36800			0	1992	1957	(11,503.00)	0
36800			0	1993	1957	(10,268.00)	0
36800			0	1995	1957	(5,669.00)	0
36800			3	1996	1957	(1.00)	0
36800			0	1996	1957	(4,113.00)	0
36800			0	1997	1957	(35,471.00)	0
36800			0	2001	1957	(13,132.00)	0
36800			0	2003	1957	(3,598.05)	0
36800			0	2004	1957	(15,424.97)	0
36800			0	2006	1957	(133,206.00)	0
36800			0	2007	1957	(21,062.09)	0
36800			0	2008	1957	(1,455.36)	0
36800			0	2009	1957	(34,296.47)	0
36800			0	2010	1957	(62,833.82)	0
36800			0	2011	1957	(43,802.74)	0
36800			8	2011	1957	82,931.50	0
36800			9	1958	1958	969,791.00	0
36800			0	1963	1958	(2,825.00)	0
36800			0	1964	1958	(2,172.00)	0
36800			0	1965	1958	(4,240.00)	0
36800			0	1966	1958	(6,745.00)	0
36800			0	1967	1958	(7,466.00)	0
36800			0	1968	1958	(8,897.00)	0
36800			0	1969	1958	(7,151.00)	0
36800			0	1970	1958	(33,486.00)	0
36800			0	1971	1958	(6,676.00)	0
36800			0	1972	1958	(4,254.00)	0
36800			0	1973	1958	(11,494.00)	0
36800			0	1974	1958	(23,827.00)	0
36800			0	1975	1958	(44,577.00)	0
36800			0	1976	1958	(6,047.00)	0
36800			0	1977	1958	(32,335.00)	0
36800			0	1978	1958	(5,606.00)	0
36800			0	1979	1958	(7,108.00)	0
36800			0	1980	1958	(5,823.00)	0
36800			0	1981	1958	(10,346.00)	0
36800			0	1982	1958	(13,442.00)	0
36800			0	1983	1958	(2,997.00)	0
36800			0	1984	1958	(5,810.00)	0
36800			0	1985	1958	(35,254.00)	0
36800			0	1986	1958	(11,901.00)	0
36800			0	1987	1958	(15,607.00)	0
36800			0	1988	1958	(62,579.00)	0
36800			0	1989	1958	(19,284.00)	0
36800			0	1990	1958	(24,790.00)	0
36800			0	1991	1958	(37,344.00)	0
36800			0	1992	1958	(7,330.00)	0
36800			0	1993	1958	(5,517.00)	0
36800			0	1995	1958	(6,474.00)	0
36800			3	1996	1958	(6,050.00)	0
36800			0	1996	1958	(1,080.00)	0
36800			3	1997	1958	6,050.00	0
36800			0	1997	1958	(34,919.00)	0
36800			0	2001	1958	(15,166.00)	0
36800			0	2002	1958	(7,570.00)	0
36800			0	2003	1958	(3,841.42)	0

Charnas

AccountNumber	GroupNumber	CompanyNumber	TransactionCode	TransactionYear	InstallationYear	Amount	AdjustedTY
36800			0	2004	1958	(9,303.90)	0
36800			0	2006	1958	(94,804.95)	0
36800			0	2007	1958	(154,969.09)	0
36800			0	2009	1958	(7,003.35)	0
36800			0	2010	1958	(17,180.98)	0
36800			8	2011	1958	144,548.31	0
36800			9	1959	1959	1,125,934.00	0
36800			0	1963	1959	(3,015.00)	0
36800			0	1964	1959	(3,349.00)	0
36800			0	1965	1959	(3,614.00)	0
36800			0	1966	1959	(3,227.00)	0
36800			0	1967	1959	(1,996.00)	0
36800			0	1968	1959	(1,788.00)	0
36800			0	1969	1959	(2,552.00)	0
36800			0	1970	1959	(3,490.00)	0
36800			0	1971	1959	(58,387.00)	0
36800			0	1972	1959	(8,136.00)	0
36800			0	1973	1959	(4,802.00)	0
36800			0	1974	1959	(7,341.00)	0
36800			0	1975	1959	(47,412.00)	0
36800			0	1976	1959	(61,743.00)	0
36800			0	1977	1959	(9,172.00)	0
36800			0	1978	1959	(35,163.00)	0
36800			0	1979	1959	(24,449.00)	0
36800			0	1980	1959	(6,862.00)	0
36800			0	1981	1959	(3,328.00)	0
36800			0	1982	1959	(6,382.00)	0
36800			0	1983	1959	(4,012.00)	0
36800			0	1984	1959	(11,695.00)	0
36800			0	1985	1959	(22,686.00)	0
36800			0	1986	1959	(11,288.00)	0
36800			0	1987	1959	(20,755.00)	0
36800			0	1988	1959	(26,030.00)	0
36800			0	1989	1959	(26,487.00)	0
36800			0	1990	1959	(22,338.00)	0
36800			0	1991	1959	(29,076.00)	0
36800			0	1992	1959	(6,238.00)	0
36800			0	1993	1959	(4,722.00)	0
36800			0	1995	1959	(5,014.00)	0
36800			3	1996	1959	(1,276.00)	0
36800			0	1996	1959	(984.00)	0
36800			3	1997	1959	(23,962.00)	0
36800			0	1997	1959	3,423.00	1995
36800			0	2001	1959	(14,780.00)	0
36800			0	2002	1959	(5,463.00)	0
36800			0	2003	1959	(4,812.03)	0
36800			0	2004	1959	(23,595.08)	0
36800			0	2006	1959	(108,827.37)	0
36800			0	2007	1959	(23,252.40)	0
36800			0	2009	1959	(25,653.73)	0
36800			0	2010	1959	(155,890.20)	0
36800			0	2011	1959	(63,636.93)	0
36800			8	2011	1959	190,675.26	0
36800			9	1960	1960	1,151,719.00	0
36800			0	1963	1960	(4,031.00)	0
36800			0	1964	1960	(3,617.00)	0
36800			0	1965	1960	(5,957.00)	0
36800			0	1966	1960	(7,246.00)	0
36800			0	1967	1960	(14,026.00)	0
36800			0	1968	1960	(15,638.00)	0

Charnas

AccountNumber	GroupNumber	CompanyNumber	TransactionCode	TransactionYear	InstallationYear	Amount	AdjustedTY
36800			0	1969	1960	(9,516.00)	0
36800			0	1970	1960	(13,202.00)	0
36800			0	1971	1960	(19,369.00)	0
36800			0	1972	1960	(15,635.00)	0
36800			0	1973	1960	(12,836.00)	0
36800			0	1974	1960	(16,922.00)	0
36800			0	1975	1960	(14,993.00)	0
36800			0	1976	1960	(17,886.00)	0
36800			0	1977	1960	(43,142.00)	0
36800			0	1978	1960	(50,874.00)	0
36800			0	1979	1960	(10,624.00)	0
36800			0	1980	1960	(50,238.00)	0
36800			0	1981	1960	(8,233.00)	0
36800			0	1982	1960	(16,466.00)	0
36800			0	1983	1960	(18,432.00)	0
36800			0	1984	1960	(11,904.00)	0
36800			0	1985	1960	(38,762.00)	0
36800			0	1986	1960	(35,590.00)	0
36800			0	1987	1960	(18,319.00)	0
36800			0	1988	1960	(53,953.00)	0
36800			0	1989	1960	(35,837.00)	0
36800			0	1990	1960	(20,936.00)	0
36800			0	1991	1960	(30,426.00)	0
36800			0	1992	1960	(4,764.00)	0
36800			0	1993	1960	(12,267.00)	0
36800			0	1995	1960	(6,227.00)	0
36800			3	1996	1960	(7,184.00)	0
36800			0	1996	1960	(1,751.00)	0
36800			3	1997	1960	17,911.00	0
36800			0	1997	1960	(69,337.00)	0
36800			0	2001	1960	(30,388.00)	0
36800			0	2003	1960	(9,225.42)	0
36800			0	2004	1960	(5,003.77)	0
36800			0	2006	1960	(72,166.34)	0
36800			0	2007	1960	(28,493.38)	0
36800			0	2009	1960	(14,855.49)	0
36800			0	2010	1960	(60,187.18)	0
36800			8	2011	1960	233,170.42	0
36800			9	1961	1961	978,521.00	0
36800			0	1963	1961	(6,341.00)	0
36800			0	1964	1961	(2,498.00)	0
36800			0	1965	1961	(2,891.00)	0
36800			0	1966	1961	(6,567.00)	0
36800			0	1967	1961	(3,805.00)	0
36800			0	1968	1961	(4,683.00)	0
36800			0	1969	1961	(2,419.00)	0
36800			0	1970	1961	(1,086.00)	0
36800			0	1971	1961	(3,502.00)	0
36800			0	1972	1961	(47,217.00)	0
36800			0	1973	1961	(6,129.00)	0
36800			0	1974	1961	(7,368.00)	0
36800			0	1975	1961	(5,592.00)	0
36800			0	1976	1961	(4,674.00)	0
36800			0	1977	1961	(4,465.00)	0
36800			0	1978	1961	(51,313.00)	0
36800			0	1979	1961	(85,456.00)	0
36800			0	1980	1961	(12,480.00)	0
36800			0	1981	1961	(2,626.00)	0
36800			0	1982	1961	(9,282.00)	0
36800			0	1983	1961	(2,215.00)	0

Charnas

AccountNumber	GroupNumber	CompanyNumber	TransactionCode	TransactionYear	InstallationYear	Amount	AdjustedTY
36800			0	1984	1961	(5,366.00)	0
36800			0	1985	1961	(12,356.00)	0
36800			0	1986	1961	(17,765.00)	0
36800			0	1987	1961	(12,925.00)	0
36800			0	1988	1961	(14,643.00)	0
36800			0	1989	1961	(16,670.00)	0
36800			0	1990	1961	(21,802.00)	0
36800			0	1991	1961	(24,076.00)	0
36800			0	1992	1961	(6,999.00)	0
36800			0	1993	1961	(13,002.00)	0
36800			0	1995	1961	(9,329.00)	0
36800			3	1996	1961	(3,596.00)	0
36800			0	1996	1961	(1,360.00)	0
36800			0	1997	1961	(44,019.00)	0
36800			0	2001	1961	(28,214.00)	0
36800			0	2002	1961	(354.00)	0
36800			0	2003	1961	(5,153.56)	0
36800			0	2006	1961	(62,447.58)	0
36800			0	2007	1961	(119,218.46)	0
36800			0	2008	1961	(8,427.90)	0
36800			0	2009	1961	(7,796.61)	0
36800			0	2010	1961	(24,505.26)	0
36800			0	2011	1961	(312.16)	0
36800			0	2011	1961	(21,445.33)	0
36800			8	2011	1961	224,129.14	0
36800			9	1962	1962	2,014,119.00	0
36800			0	1963	1962	(13,178.00)	0
36800			0	1964	1962	(3,731.00)	0
36800			0	1965	1962	(3,704.00)	0
36800			0	1966	1962	(2,388.00)	0
36800			0	1967	1962	(15,532.00)	0
36800			0	1968	1962	(2,994.00)	0
36800			0	1969	1962	(1,971.00)	0
36800			0	1970	1962	(8,740.00)	0
36800			0	1971	1962	(4,618.00)	0
36800			0	1972	1962	(4,160.00)	0
36800			0	1973	1962	(51,332.00)	0
36800			0	1974	1962	(10,776.00)	0
36800			0	1975	1962	(6,024.00)	0
36800			0	1976	1962	(7,753.00)	0
36800			0	1977	1962	(8,481.00)	0
36800			0	1978	1962	(10,055.00)	0
36800			0	1979	1962	(5,559.00)	0
36800			0	1980	1962	(112,353.00)	0
36800			0	1981	1962	(9,595.00)	0
36800			0	1982	1962	(9,749.00)	0
36800			0	1983	1962	(4,999.00)	0
36800			0	1984	1962	(8,059.00)	0
36800			0	1985	1962	(13,537.00)	0
36800			0	1986	1962	(417,000.00)	0
36800			0	1987	1962	(65,559.00)	0
36800			0	1988	1962	(1,050.00)	0
36800			0	1989	1962	(32,906.00)	0
36800			0	1990	1962	(25,181.00)	0
36800			0	1991	1962	(40,321.00)	0
36800			0	1992	1962	(3,303.00)	0
36800			0	1993	1962	(9,198.00)	0
36800			0	1994	1962	(45.00)	0
36800			0	1995	1962	(5,540.00)	0
36800			3	1996	1962	(605.00)	0

AccountNumber	GroupNumber	CompanyNumber	TransactionCode	TransactionYear	InstallationYear	Amount	AdjustedTY
36800			0	1996	1962	(3,832.00)	0
36800			0	1997	1962	(59,228.00)	0
36800			0	2001	1962	(21,544.00)	0
36800			0	2002	1962	(28,034.00)	0
36800			0	2003	1962	(115,502.61)	0
36800			0	2004	1962	(2,703.78)	0
36800			0	2006	1962	(44,816.22)	0
36800			0	2007	1962	(68,347.02)	0
36800			0	2009	1962	(13,481.17)	0
36800			0	2010	1962	(66,181.59)	0
36800			0	2011	1962	(78,589.82)	0
36800			8	2011	1962	591,862.79	0
36800			9	1963	1963	1,154,602.00	0
36800			0	1963	1963	(2,739.00)	0
36800			0	1964	1963	(6,722.00)	0
36800			0	1965	1963	(3,336.00)	0
36800			0	1966	1963	(1,643.00)	0
36800			0	1967	1963	(16,326.00)	0
36800			0	1968	1963	(7,685.00)	0
36800			0	1969	1963	(2,836.00)	0
36800			0	1970	1963	(9,566.00)	0
36800			0	1971	1963	(6,257.00)	0
36800			0	1972	1963	(10,721.00)	0
36800			0	1973	1963	(17,269.00)	0
36800			0	1974	1963	(45,764.00)	0
36800			0	1975	1963	(7,612.00)	0
36800			0	1976	1963	(13,038.00)	0
36800			0	1977	1963	(10,358.00)	0
36800			0	1978	1963	(7,898.00)	0
36800			0	1979	1963	(5,943.00)	0
36800			0	1980	1963	(10,681.00)	0
36800			0	1981	1963	(98,626.00)	0
36800			0	1982	1963	(13,709.00)	0
36800			0	1983	1963	(7,795.00)	0
36800			0	1984	1963	(10,936.00)	0
36800			0	1985	1963	(16,630.00)	0
36800			0	1986	1963	(19,484.00)	0
36800			0	1987	1963	(26,513.00)	0
36800			0	1988	1963	(26,033.00)	0
36800			0	1989	1963	(33,475.00)	0
36800			0	1990	1963	(25,359.00)	0
36800			0	1991	1963	(32,134.00)	0
36800			0	1992	1963	(7,294.00)	0
36800			0	1993	1963	(11,001.00)	0
36800			0	1994	1963	(7.00)	0
36800			0	1995	1963	(5,584.00)	0
36800			3	1996	1963	(7,065.00)	0
36800			0	1996	1963	(3,090.00)	0
36800			3	1997	1963	(124.00)	0
36800			0	1997	1963	(41,521.00)	0
36800			0	2001	1963	(22,755.00)	0
36800			0	2002	1963	(174.00)	0
36800			0	2003	1963	(5,646.68)	0
36800			0	2004	1963	(19,586.83)	0
36800			0	2006	1963	(30,875.21)	0
36800			0	2007	1963	(1,417.09)	0
36800			0	2008	1963	(6,631.18)	0
36800			0	2009	1963	(9,671.87)	0
36800			0	2010	1963	(58,937.88)	0
36800			0	2011	1963	(57,207.44)	0

AccountNumber	GroupNumber	CompanyNumber	TransactionCode	TransactionYear	InstallationYear	Amount	AdjustedTY
36800			8	2011	1963	368,924.82	0
36800			9	1964	1964	1,395,767.00	0
36800			0	1964	1964	(20,785.00)	0
36800			0	1965	1964	(10,323.00)	0
36800			0	1966	1964	(3,729.00)	0
36800			0	1967	1964	(6,893.00)	0
36800			0	1968	1964	(4,615.00)	0
36800			0	1969	1964	(6,647.00)	0
36800			0	1970	1964	(4,133.00)	0
36800			0	1971	1964	(3,338.00)	0
36800			0	1972	1964	(4,718.00)	0
36800			0	1973	1964	(6,035.00)	0
36800			0	1974	1964	(10,663.00)	0
36800			0	1975	1964	(29,896.00)	0
36800			0	1976	1964	(11,402.00)	0
36800			0	1977	1964	(8,608.00)	0
36800			0	1978	1964	(10,527.00)	0
36800			0	1979	1964	(5,011.00)	0
36800			0	1980	1964	(13,462.00)	0
36800			0	1981	1964	(12,889.00)	0
36800			0	1982	1964	(144,562.00)	0
36800			0	1983	1964	(94,100.00)	0
36800			0	1984	1964	(84,348.00)	0
36800			0	1985	1964	(21,667.00)	0
36800			0	1986	1964	(11,100.00)	0
36800			0	1987	1964	(19,198.00)	0
36800			0	1988	1964	(42,444.00)	0
36800			0	1989	1964	(28,856.00)	0
36800			0	1990	1964	(35,656.00)	0
36800			0	1991	1964	(33,668.00)	0
36800			0	1992	1964	(17,981.00)	0
36800			0	1993	1964	(18,992.00)	0
36800			0	1995	1964	(8,191.00)	0
36800			3	1996	1964	(5,866.00)	0
36800			0	1996	1964	(2,372.00)	0
36800			3	1997	1964	123.00	0
36800			0	1997	1964	(56,670.00)	0
36800			0	1999	1964	(658.00)	0
36800			0	2001	1964	(21,613.00)	0
36800			0	2002	1964	(990.00)	0
36800			0	2003	1964	(9,207.73)	0
36800			0	2004	1964	(8,641.70)	0
36800			0	2006	1964	(59,329.63)	0
36800			0	2007	1964	(2,211.22)	0
36800			0	2008	1964	(8,058.92)	0
36800			0	2009	1964	(13,878.40)	0
36800			0	2010	1964	(141.48)	0
36800			0	2011	1964	(29,294.13)	0
36800			8	2011	1964	442,520.79	0
36800			9	1965	1965	1,733,302.00	0
36800			0	1965	1965	(3,101.00)	0
36800			0	1966	1965	(5,903.00)	0
36800			0	1967	1965	(6,251.00)	0
36800			0	1968	1965	(7,719.00)	0
36800			0	1969	1965	(7,082.00)	0
36800			0	1970	1965	(7,523.00)	0
36800			0	1971	1965	(7,139.00)	0
36800			0	1972	1965	(13,881.00)	0
36800			0	1973	1965	(11,670.00)	0
36800			0	1974	1965	(13,727.00)	0

Charnas

AccountNumber	GroupNumber	CompanyNumber	TransactionCode	TransactionYear	InstallationYear	Amount	AdjustedTY
36800			0	1975	1965	(16,592.00)	0
36800			0	1976	1965	(27,540.00)	0
36800			0	1977	1965	(25,745.00)	0
36800			0	1978	1965	(45,161.00)	0
36800			0	1979	1965	(46,672.00)	0
36800			0	1980	1965	(14,967.00)	0
36800			0	1981	1965	(11,574.00)	0
36800			0	1982	1965	(23,306.00)	0
36800			0	1983	1965	(49,590.00)	0
36800			0	1984	1965	(46,557.00)	0
36800			0	1985	1965	(35,983.00)	0
36800			0	1986	1965	(73,141.00)	0
36800			0	1987	1965	(26,356.00)	0
36800			0	1988	1965	(688.00)	0
36800			0	1989	1965	(38,424.00)	0
36800			0	1990	1965	(44,732.00)	0
36800			0	1991	1965	(28,972.00)	0
36800			0	1992	1965	(11,147.00)	0
36800			0	1993	1965	(13,661.00)	0
36800			0	1995	1965	(11,440.00)	0
36800			3	1996	1965	(8,614.00)	0
36800			0	1996	1965	(5,577.00)	0
36800			3	1997	1965	1,152.00	0
36800			0	1997	1965	(68,372.00)	0
36800			0	2000	1965	(32.00)	0
36800			0	2001	1965	(68,457.00)	0
36800			0	2002	1965	(348.00)	0
36800			0	2003	1965	(11,845.70)	0
36800			0	2004	1965	(13,475.49)	0
36800			0	2006	1965	(64,556.81)	0
36800			0	2007	1965	(69,003.27)	0
36800			0	2008	1965	(7,378.15)	0
36800			0	2009	1965	(22,287.27)	0
36800			0	2011	1965	(8,262.38)	0
36800			8	2011	1965	710,000.93	0
36800			9	1966	1966	1,602,295.00	0
36800			0	1966	1966	(3,772.00)	0
36800			0	1967	1966	(5,402.00)	0
36800			0	1968	1966	(4,141.00)	0
36800			0	1969	1966	(2,881.00)	0
36800			0	1970	1966	(15,251.00)	0
36800			0	1971	1966	(7,678.00)	0
36800			0	1972	1966	(11,904.00)	0
36800			0	1973	1966	(14,593.00)	0
36800			0	1974	1966	(7,628.00)	0
36800			0	1975	1966	(4,849.00)	0
36800			0	1976	1966	(7,639.00)	0
36800			0	1977	1966	(8,337.00)	0
36800			0	1978	1966	(10,025.00)	0
36800			0	1979	1966	(4,928.00)	0
36800			0	1980	1966	(26,279.00)	0
36800			0	1981	1966	(8,708.00)	0
36800			0	1982	1966	(13,902.00)	0
36800			0	1983	1966	(12,808.00)	0
36800			0	1984	1966	(14,360.00)	0
36800			0	1985	1966	(137,546.00)	0
36800			0	1986	1966	(55,277.00)	0
36800			0	1987	1966	(7,928.00)	0
36800			0	1988	1966	(56,181.00)	0
36800			0	1989	1966	(35,294.00)	0

AccountNumber	GroupNumber	CompanyNumber	TransactionCode	TransactionYear	InstallationYear	Amount	AdjustedTY
36800			0	1990	1966	(20,257.00)	0
36800			0	1991	1966	(33,501.00)	0
36800			0	1992	1966	(9,975.00)	0
36800			0	1993	1966	(11,177.00)	0
36800			0	1995	1966	(7,481.00)	0
36800			3	1996	1966	(3,326.00)	0
36800			0	1996	1966	(3,755.00)	0
36800			3	1997	1966	(2,274.00)	0
36800			0	1997	1966	(53,172.00)	0
36800			0	1999	1966	(925.00)	0
36800			0	2001	1966	(33,051.00)	0
36800			0	2002	1966	(2,945.00)	0
36800			0	2003	1966	(25,142.72)	0
36800			0	2004	1966	(302.27)	0
36800			0	2006	1966	(65,068.89)	0
36800			0	2007	1966	(47,368.32)	0
36800			0	2008	1966	(7,350.23)	0
36800			0	2009	1966	(24,177.14)	0
36800			0	2010	1966	(123,471.60)	0
36800			0	2011	1966	(3,328.83)	0
36800			8	2011	1966	646,935.00	0
36800			9	1967	1967	2,311,416.00	0
36800			0	1967	1967	(2,518.00)	0
36800			0	1968	1967	(9,918.00)	0
36800			0	1969	1967	(5,337.00)	0
36800			0	1970	1967	(12,350.00)	0
36800			0	1971	1967	(10,900.00)	0
36800			0	1972	1967	(20,637.00)	0
36800			0	1973	1967	(11,984.00)	0
36800			0	1974	1967	(13,792.00)	0
36800			0	1975	1967	(14,179.00)	0
36800			0	1976	1967	(13,557.00)	0
36800			0	1977	1967	(8,506.00)	0
36800			0	1978	1967	(13,711.00)	0
36800			0	1979	1967	(14,574.00)	0
36800			0	1980	1967	(27,883.00)	0
36800			0	1981	1967	(29,199.00)	0
36800			0	1982	1967	(23,000.00)	0
36800			0	1983	1967	(19,601.00)	0
36800			0	1984	1967	(14,306.00)	0
36800			0	1985	1967	(29,463.00)	0
36800			0	1986	1967	(3,511.00)	0
36800			0	1987	1967	(4,625.00)	0
36800			0	1988	1967	(206,794.00)	0
36800			0	1989	1967	(822.00)	0
36800			0	1990	1967	(43,885.00)	0
36800			0	1991	1967	(45,057.00)	0
36800			0	1992	1967	(15,091.00)	0
36800			0	1993	1967	(23,687.00)	0
36800			0	1994	1967	(47.00)	0
36800			0	1995	1967	(10,689.00)	0
36800			3	1996	1967	(11,388.00)	0
36800			0	1996	1967	(3,201.00)	0
36800			0	1997	1967	(98,426.00)	0
36800			0	2001	1967	(58,208.00)	0
36800			0	2002	1967	(920.00)	0
36800			0	2003	1967	(11,136.86)	0
36800			0	2004	1967	(9,143.27)	0
36800			0	2006	1967	(55,652.13)	0
36800			0	2007	1967	(182,513.44)	0

AccountNumber	GroupNumber	CompanyNumber	TransactionCode	TransactionYear	InstallationYear	Amount	AdjustedTY
36800			0	2009	1967	(27,887.38)	0
36800			0	2010	1967	(3,819.62)	0
36800			8	2011	1967	1,199,497.30	0
36800			9	1968	1968	1,725,837.00	0
36800			0	1968	1968	(3,798.00)	0
36800			0	1969	1968	(9,103.00)	0
36800			0	1970	1968	(8,969.00)	0
36800			0	1971	1968	(12,005.00)	0
36800			0	1972	1968	(19,485.00)	0
36800			0	1973	1968	(27,578.00)	0
36800			0	1974	1968	(14,797.00)	0
36800			0	1975	1968	(9,782.00)	0
36800			0	1976	1968	(8,564.00)	0
36800			0	1977	1968	(10,499.00)	0
36800			0	1978	1968	(13,482.00)	0
36800			0	1979	1968	(17,678.00)	0
36800			0	1980	1968	(15,085.00)	0
36800			0	1981	1968	(9,310.00)	0
36800			0	1982	1968	(43,690.00)	0
36800			0	1983	1968	(37,555.00)	0
36800			0	1984	1968	(31,987.00)	0
36800			0	1985	1968	(15,974.00)	0
36800			0	1986	1968	(56,997.00)	0
36800			0	1987	1968	(74,156.00)	0
36800			0	1988	1968	(120,923.00)	0
36800			0	1989	1968	(10,664.00)	0
36800			0	1990	1968	(1,129.00)	0
36800			0	1991	1968	(26,571.00)	0
36800			0	1992	1968	(5,794.00)	0
36800			0	1993	1968	(12,808.00)	0
36800			0	1994	1968	(18.00)	0
36800			0	1995	1968	(4,095.00)	0
36800			3	1996	1968	(18,961.00)	0
36800			0	1996	1968	(3,712.00)	0
36800			3	1997	1968	1,122.00	0
36800			0	1997	1968	(48,213.00)	0
36800			0	2001	1968	(37,634.00)	0
36800			0	2002	1968	(6,064.00)	0
36800			0	2003	1968	(13,404.93)	0
36800			0	2004	1968	(1,052.14)	0
36800			0	2006	1968	(48,919.19)	0
36800			0	2007	1968	(2,633.73)	0
36800			0	2008	1968	(8,307.00)	0
36800			0	2009	1968	(22,394.60)	0
36800			0	2010	1968	(2,725.38)	0
36800			0	2011	1968	(7,600.97)	0
36800			8	2011	1968	882,841.06	0
36800			9	1969	1969	2,226,460.00	0
36800			0	1969	1969	(3,351.00)	0
36800			0	1970	1969	(11,720.00)	0
36800			0	1971	1969	(15,744.00)	0
36800			0	1972	1969	(11,604.00)	0
36800			0	1973	1969	(19,908.00)	0
36800			0	1974	1969	(8,102.00)	0
36800			0	1975	1969	(9,756.00)	0
36800			0	1976	1969	(7,757.00)	0
36800			0	1977	1969	(6,259.00)	0
36800			0	1978	1969	(12,331.00)	0
36800			0	1979	1969	(10,284.00)	0
36800			0	1980	1969	(9,429.00)	0

AccountNumber	GroupNumber	CompanyNumber	TransactionCode	TransactionYear	InstallationYear	Amount	AdjustedTY
36800			0	1981	1969	(15,644.00)	0
36800			0	1982	1969	(19,539.00)	0
36800			0	1983	1969	(9,143.00)	0
36800			0	1984	1969	(8,881.00)	0
36800			0	1985	1969	(26,008.00)	0
36800			0	1986	1969	(10,719.00)	0
36800			0	1987	1969	(14,019.00)	0
36800			0	1988	1969	(186,736.00)	0
36800			0	1989	1969	(69,569.00)	0
36800			0	1990	1969	(1,589.00)	0
36800			0	1991	1969	(73,924.00)	0
36800			0	1992	1969	(15,837.00)	0
36800			0	1993	1969	(10,573.00)	0
36800			0	1995	1969	(15,769.00)	0
36800			3	1996	1969	(5,495.00)	0
36800			0	1996	1969	(5,574.00)	0
36800			0	1997	1969	(70,479.00)	0
36800			0	2001	1969	(44,680.00)	0
36800			0	2002	1969	(7,624.00)	0
36800			0	2003	1969	(50,287.48)	0
36800			0	2004	1969	(1,530.76)	0
36800			0	2006	1969	(112,517.20)	0
36800			0	2007	1969	(1,519.30)	0
36800			0	2009	1969	(31,971.11)	0
36800			0	2010	1969	(14,037.57)	0
36800			0	2011	1969	(1,792.42)	0
36800			8	2011	1969	1,274,757.16	0
36800			9	1970	1970	3,194,008.00	0
36800			0	1970	1970	(625.00)	0
36800			0	1971	1970	(23,876.00)	0
36800			0	1972	1970	(17,095.00)	0
36800			0	1973	1970	(11,901.00)	0
36800			0	1974	1970	(12,604.00)	0
36800			0	1975	1970	(11,143.00)	0
36800			0	1976	1970	(34,416.00)	0
36800			0	1977	1970	(15,603.00)	0
36800			0	1978	1970	(27,185.00)	0
36800			0	1979	1970	(16,423.00)	0
36800			0	1980	1970	(26,455.00)	0
36800			0	1981	1970	(17,972.00)	0
36800			0	1982	1970	(25,904.00)	0
36800			0	1983	1970	(14,171.00)	0
36800			0	1984	1970	(20,327.00)	0
36800			0	1985	1970	(22,595.00)	0
36800			0	1986	1970	(51,245.00)	0
36800			0	1987	1970	(50,557.00)	0
36800			0	1988	1970	(126,268.00)	0
36800			0	1989	1970	(36,234.00)	0
36800			0	1990	1970	(92,697.00)	0
36800			0	1991	1970	(55,509.00)	0
36800			0	1992	1970	(106,631.00)	0
36800			0	1993	1970	(59,329.00)	0
36800			0	1994	1970	(581.00)	0
36800			0	1995	1970	(14,497.00)	0
36800			3	1996	1970	(13,542.00)	0
36800			0	1996	1970	(16,574.00)	0
36800			3	1997	1970	(425.00)	0
36800			0	1997	1970	(114,556.00)	0
36800			0	1998	1970	(7,061.00)	0
36800			0	1999	1970	(10.00)	0

AccountNumber	GroupNumber	CompanyNumber	TransactionCode	TransactionYear	InstallationYear	Amount	AdjustedTY
36800			0	2000	1970	(1,007.00)	0
36800			0	2001	1970	(75,141.00)	0
36800			0	2002	1970	(4,420.00)	0
36800			0	2003	1970	(50,639.55)	0
36800			0	2004	1970	(26,348.23)	0
36800			0	2006	1970	(166,408.79)	0
36800			0	2007	1970	(2,340.66)	0
36800			0	2009	1970	(47,773.87)	0
36800			0	2010	1970	(1,858.64)	0
36800			8	2011	1970	1,774,059.26	0
36800			9	1971	1971	3,129,369.00	0
36800			0	1971	1971	(260.00)	0
36800			0	1972	1971	(12,519.00)	0
36800			0	1973	1971	(10,240.00)	0
36800			0	1974	1971	(8,287.00)	0
36800			0	1975	1971	(5,024.00)	0
36800			0	1976	1971	(6,568.00)	0
36800			0	1977	1971	(6,540.00)	0
36800			0	1978	1971	(7,847.00)	0
36800			0	1979	1971	(6,631.00)	0
36800			0	1980	1971	(8,485.00)	0
36800			0	1981	1971	(4,690.00)	0
36800			0	1982	1971	(12,416.00)	0
36800			0	1983	1971	(7,549.00)	0
36800			0	1984	1971	(18,507.00)	0
36800			0	1985	1971	(8,008.00)	0
36800			0	1986	1971	(19,619.00)	0
36800			0	1987	1971	(14,653.00)	0
36800			0	1988	1971	(128,356.00)	0
36800			0	1989	1971	(39,443.00)	0
36800			0	1990	1971	(56,943.00)	0
36800			0	1991	1971	(74,356.00)	0
36800			0	1992	1971	(65,369.00)	0
36800			0	1993	1971	(62,112.00)	0
36800			0	1994	1971	(88,640.00)	0
36800			0	1995	1971	(106,270.00)	0
36800			3	1996	1971	(17,590.00)	0
36800			0	1996	1971	(74,326.00)	0
36800			3	1997	1971	(1,968.00)	0
36800			0	1997	1971	(65,504.00)	0
36800			0	1998	1971	(3,200.00)	0
36800			0	1999	1971	(466.00)	0
36800			0	2001	1971	(49,951.00)	0
36800			0	2003	1971	(28,281.51)	0
36800			0	2004	1971	(18,469.15)	0
36800			0	2006	1971	(262,327.30)	0
36800			0	2007	1971	(66,880.58)	0
36800			0	2008	1971	(9,769.14)	0
36800			0	2009	1971	(25,764.64)	0
36800			0	2010	1971	(9,035.26)	0
36800			0	2011	1971	(5,970.37)	0
36800			8	2011	1971	1,710,534.05	0
36800			9	1972	1972	3,295,159.00	0
36800			0	1972	1972	(735.00)	0
36800			0	1973	1972	(10,677.00)	0
36800			0	1974	1972	(15,970.00)	0
36800			0	1975	1972	(8,547.00)	0
36800			0	1976	1972	(11,180.00)	0
36800			0	1977	1972	(7,455.00)	0
36800			0	1978	1972	(5,496.00)	0

Charnas

AccountNumber	GroupNumber	CompanyNumber	TransactionCode	TransactionYear	InstallationYear	Amount	AdjustedTY
36800			0	1979	1972	(6,205.00)	0
36800			0	1980	1972	(12,750.00)	0
36800			0	1981	1972	(12,234.00)	0
36800			0	1982	1972	(13,672.00)	0
36800			0	1983	1972	(14,244.00)	0
36800			0	1984	1972	(14,361.00)	0
36800			0	1985	1972	(27,528.00)	0
36800			0	1986	1972	(10,091.00)	0
36800			0	1987	1972	(30,786.00)	0
36800			0	1988	1972	(132,260.00)	0
36800			0	1989	1972	(18,415.00)	0
36800			0	1990	1972	(48,237.00)	0
36800			0	1991	1972	(22,950.00)	0
36800			0	1992	1972	(22,594.00)	0
36800			0	1993	1972	(72,817.00)	0
36800			0	1994	1972	(61,164.00)	0
36800			0	1995	1972	(27,286.00)	0
36800			3	1996	1972	(10,041.00)	0
36800			0	1996	1972	(11,917.00)	0
36800			3	1997	1972	430.00	0
36800			0	1997	1972	(130,144.00)	0
36800			0	1998	1972	(61,038.00)	0
36800			0	1999	1972	(64,996.00)	0
36800			0	2000	1972	(29,441.00)	0
36800			0	2001	1972	(70,568.00)	0
36800			0	2002	1972	(6,619.00)	0
36800			0	2003	1972	(33,386.11)	0
36800			0	2004	1972	(4,681.79)	0
36800			0	2006	1972	(191,482.36)	0
36800			0	2007	1972	(64,087.99)	0
36800			0	2008	1972	(5,102.57)	0
36800			0	2009	1972	(54,296.98)	0
36800			0	2010	1972	(7,295.37)	0
36800			0	2011	1972	(11,945.93)	0
36800			8	2011	1972	1,930,891.90	0
36800			9	1973	1973	4,470,579.00	0
36800			0	1973	1973	(2,975.00)	0
36800			0	1974	1973	(11,767.00)	0
36800			0	1975	1973	(20,062.00)	0
36800			0	1976	1973	(9,870.00)	0
36800			0	1977	1973	(9,001.00)	0
36800			0	1978	1973	(44,076.00)	0
36800			0	1979	1973	(6,086.00)	0
36800			0	1980	1973	(12,355.00)	0
36800			0	1981	1973	(7,412.00)	0
36800			0	1982	1973	(11,214.00)	0
36800			0	1983	1973	(9,461.00)	0
36800			0	1984	1973	(16,201.00)	0
36800			0	1985	1973	(13,396.00)	0
36800			0	1986	1973	(10,789.00)	0
36800			0	1987	1973	(12,563.00)	0
36800			0	1988	1973	(50,461.00)	0
36800			0	1989	1973	(13,529.00)	0
36800			0	1990	1973	(18,292.00)	0
36800			0	1991	1973	(21,804.00)	0
36800			0	1992	1973	(19,479.00)	0
36800			0	1993	1973	(16,463.00)	0
36800			0	1994	1973	(16,657.00)	0
36800			0	1995	1973	(73,414.00)	0
36800			3	1996	1973	53,146.00	0

AccountNumber	GroupNumber	CompanyNumber	TransactionCode	TransactionYear	InstallationYear	Amount	AdjustedTY
36800			0	1996	1973	(62,970.00)	0
36800			0	1997	1973	(128,591.00)	0
36800			0	1998	1973	(2,885.00)	0
36800			0	1999	1973	(3,165.00)	0
36800			0	2000	1973	(4,441.00)	0
36800			0	2001	1973	(116,109.00)	0
36800			0	2002	1973	(1,836.00)	0
36800			0	2003	1973	(26,394.06)	0
36800			0	2004	1973	(312.95)	0
36800			0	2006	1973	(197,496.76)	0
36800			0	2007	1973	(64,103.13)	0
36800			0	2008	1973	(4,759.53)	0
36800			0	2009	1973	(56,217.10)	0
36800			0	2010	1973	(8,588.93)	0
36800			0	2011	1973	(279.51)	0
36800			0	2011	1973	(174.69)	0
36800			8	2011	1973	3,418,074.34	0
36800			9	1974	1974	5,356,592.00	0
36800			0	1974	1974	(3,840.00)	0
36800			0	1975	1974	(34,433.00)	0
36800			0	1976	1974	(18,612.00)	0
36800			0	1977	1974	(18,139.00)	0
36800			0	1978	1974	(15,986.00)	0
36800			0	1979	1974	(8,049.00)	0
36800			0	1980	1974	(13,741.00)	0
36800			0	1981	1974	(14,046.00)	0
36800			0	1982	1974	(13,772.00)	0
36800			0	1983	1974	(15,130.00)	0
36800			0	1984	1974	(17,675.00)	0
36800			0	1985	1974	(17,701.00)	0
36800			0	1986	1974	(13,575.00)	0
36800			0	1987	1974	(14,108.00)	0
36800			0	1988	1974	(48,389.00)	0
36800			0	1989	1974	(23,559.00)	0
36800			0	1990	1974	(44,755.00)	0
36800			0	1991	1974	(20,293.00)	0
36800			0	1992	1974	(12,039.00)	0
36800			0	1993	1974	(32,130.00)	0
36800			0	1994	1974	(14,574.00)	0
36800			0	1995	1974	(14,489.00)	0
36800			3	1996	1974	(5,593.00)	0
36800			0	1996	1974	(7,612.00)	0
36800			3	1997	1974	1,963.00	0
36800			0	1997	1974	(84,847.00)	0
36800			0	1998	1974	(47,742.00)	0
36800			0	1999	1974	(42,481.00)	0
36800			0	2000	1974	(17,967.00)	0
36800			0	2001	1974	(131,634.00)	0
36800			0	2002	1974	(5,521.00)	0
36800			0	2003	1974	(27,299.05)	0
36800			0	2004	1974	(5,278.26)	0
36800			0	2006	1974	(232,932.34)	0
36800			0	2007	1974	(132,055.15)	0
36800			0	2008	1974	(518.73)	0
36800			0	2009	1974	(66,209.74)	0
36800			0	2010	1974	(3,212.37)	0
36800			0	2011	1974	(246.69)	0
36800			0	2011	1974	(2,699.03)	0
36800			8	2011	1974	4,115,671.64	0
36800			9	1975	1975	2,839,354.00	0

AccountNumber	GroupNumber	CompanyNumber	TransactionCode	TransactionYear	InstallationYear	Amount	AdjustedTY
36800			0	1975	1975	(4,172.00)	0
36800			0	1976	1975	(23,158.00)	0
36800			0	1977	1975	(6,010.00)	0
36800			0	1978	1975	(11,540.00)	0
36800			0	1979	1975	(10,671.00)	0
36800			0	1980	1975	(17,661.00)	0
36800			0	1981	1975	(10,084.00)	0
36800			0	1982	1975	(11,812.00)	0
36800			0	1983	1975	(12,337.00)	0
36800			0	1984	1975	(11,445.00)	0
36800			0	1985	1975	(24,624.00)	0
36800			0	1986	1975	(16,297.00)	0
36800			0	1987	1975	(17,968.00)	0
36800			0	1988	1975	(159,797.00)	0
36800			0	1989	1975	(36,013.00)	0
36800			0	1990	1975	(23,202.00)	0
36800			0	1991	1975	(27,456.00)	0
36800			0	1992	1975	(19,207.00)	0
36800			0	1993	1975	(20,909.00)	0
36800			0	1994	1975	(18,939.00)	0
36800			0	1995	1975	(20,741.00)	0
36800			3	1996	1975	(8,997.00)	0
36800			0	1996	1975	(22,270.00)	0
36800			0	1997	1975	(66,322.00)	0
36800			0	1998	1975	(25,551.00)	0
36800			3	1999	1975	1,406.00	0
36800			0	1999	1975	(15,185.00)	0
36800			0	2000	1975	(10,014.00)	0
36800			0	2001	1975	(77,710.00)	0
36800			0	2002	1975	(6,880.00)	0
36800			0	2003	1975	(27,531.29)	0
36800			0	2004	1975	(5,079.88)	0
36800			0	2006	1975	(139,952.61)	0
36800			0	2007	1975	(7,565.83)	0
36800			0	2008	1975	(862.73)	0
36800			0	2009	1975	(29,135.86)	0
36800			0	2010	1975	(6,428.66)	0
36800			0	2011	1975	(254.59)	0
36800			0	2011	1975	(10,015.80)	0
36800			8	2011	1975	1,876,960.75	0
36800			9	1976	1976	3,145,237.00	0
36800			0	1976	1976	(2,967.00)	0
36800			0	1977	1976	(15,124.00)	0
36800			0	1978	1976	(20,662.00)	0
36800			0	1979	1976	(10,737.00)	0
36800			0	1980	1976	(12,418.00)	0
36800			0	1981	1976	(13,888.00)	0
36800			0	1982	1976	(25,237.00)	0
36800			0	1983	1976	(13,635.00)	0
36800			0	1984	1976	(8,672.00)	0
36800			0	1985	1976	(14,091.00)	0
36800			0	1986	1976	(9,816.00)	0
36800			0	1987	1976	(14,449.00)	0
36800			0	1988	1976	(101,415.00)	0
36800			0	1989	1976	(13,648.00)	0
36800			0	1990	1976	(15,203.00)	0
36800			0	1991	1976	(10,033.00)	0
36800			0	1992	1976	(12,598.00)	0
36800			0	1993	1976	(10,801.00)	0
36800			0	1994	1976	(10,481.00)	0

Charnas

AccountNumber	GroupNumber	CompanyNumber	TransactionCode	TransactionYear	InstallationYear	Amount	AdjustedTY
36800			0	1995	1976	(11,512.00)	0
36800			3	1996	1976	(3,465.00)	0
36800			0	1996	1976	(6,717.00)	0
36800			0	1997	1976	(51,133.00)	0
36800			0	1998	1976	(4,090.00)	0
36800			3	1999	1976	815.00	0
36800			0	1999	1976	(2,541.00)	0
36800			0	2000	1976	(3,768.00)	0
36800			0	2001	1976	(73,256.00)	0
36800			0	2002	1976	(460.00)	0
36800			0	2003	1976	(30,072.73)	0
36800			0	2004	1976	(4,154.21)	0
36800			0	2006	1976	(98,876.76)	0
36800			0	2007	1976	(1,607.49)	0
36800			0	2009	1976	(34,274.74)	0
36800			0	2010	1976	(12,603.83)	0
36800			0	2011	1976	(401.47)	0
36800			0	2011	1976	(265.80)	0
36800			8	2011	1976	2,470,977.97	0
36800			9	1977	1977	5,130,808.00	0
36800			0	1977	1977	(3,595.00)	0
36800			0	1978	1977	(32,506.00)	0
36800			0	1979	1977	(7,816.00)	0
36800			0	1980	1977	(4,841.00)	0
36800			0	1981	1977	(9,911.00)	0
36800			0	1982	1977	(11,604.00)	0
36800			0	1983	1977	(15,100.00)	0
36800			0	1984	1977	(11,807.00)	0
36800			0	1985	1977	(12,079.00)	0
36800			0	1986	1977	(18,340.00)	0
36800			0	1987	1977	(11,297.00)	0
36800			0	1988	1977	(10,686.00)	0
36800			0	1989	1977	(36,042.00)	0
36800			0	1990	1977	(10,451.00)	0
36800			0	1991	1977	(10,842.00)	0
36800			0	1992	1977	(11,633.00)	0
36800			0	1993	1977	(12,512.00)	0
36800			0	1994	1977	(8,862.00)	0
36800			0	1995	1977	(9,856.00)	0
36800			0	1996	1977	(10,122.00)	0
36800			0	1997	1977	(82,883.00)	0
36800			0	1998	1977	(4,776.00)	0
36800			0	1999	1977	(6,096.00)	0
36800			0	2000	1977	(3,184.00)	0
36800			0	2001	1977	(106,719.00)	0
36800			0	2002	1977	(5,376.00)	0
36800			0	2003	1977	(25,022.57)	0
36800			0	2004	1977	(5,989.04)	0
36800			0	2006	1977	(143,390.35)	0
36800			0	2007	1977	(301.77)	0
36800			0	2008	1977	(2,699.56)	0
36800			0	2009	1977	(62,967.19)	0
36800			0	2010	1977	(4,674.94)	0
36800			0	2011	1977	(539.44)	0
36800			0	2011	1977	(230.84)	0
36800			8	2011	1977	4,416,056.30	0
36800			9	1978	1978	5,583,577.00	0
36800			0	1978	1978	(6,424.00)	0
36800			0	1979	1978	(22,544.00)	0
36800			0	1980	1978	(13,362.00)	0

AccountNumber	GroupNumber	CompanyNumber	TransactionCode	TransactionYear	InstallationYear	Amount	AdjustedTY
36800			0	1981	1978	(10,927.00)	0
36800			0	1982	1978	(13,326.00)	0
36800			0	1983	1978	(14,577.00)	0
36800			0	1984	1978	(19,332.00)	0
36800			0	1985	1978	(15,051.00)	0
36800			0	1986	1978	(33,590.00)	0
36800			0	1987	1978	(35,513.00)	0
36800			0	1988	1978	(36,393.00)	0
36800			0	1989	1978	(22,073.00)	0
36800			0	1990	1978	(26,991.00)	0
36800			0	1991	1978	(16,509.00)	0
36800			0	1992	1978	(24,381.00)	0
36800			0	1993	1978	(19,403.00)	0
36800			0	1994	1978	(18,917.00)	0
36800			0	1995	1978	(15,456.00)	0
36800			0	1996	1978	(16,200.00)	0
36800			0	1997	1978	(96,327.00)	0
36800			0	1998	1978	(12,402.00)	0
36800			3	1999	1978	676.00	0
36800			0	1999	1978	(11,402.00)	0
36800			0	2000	1978	(8,679.00)	0
36800			0	2001	1978	(174,297.00)	0
36800			0	2002	1978	(2,222.00)	0
36800			0	2003	1978	(20,945.30)	0
36800			0	2004	1978	(9,095.53)	0
36800			0	2006	1978	(134,451.37)	0
36800			0	2007	1978	(23,613.46)	0
36800			0	2009	1978	(70,764.90)	0
36800			0	2010	1978	(2,439.94)	0
36800			0	2011	1978	(379.62)	0
36800			0	2011	1978	(230.73)	0
36800			8	2011	1978	4,636,034.15	0
36800			9	1979	1979	5,423,831.00	0
36800			0	1979	1979	(4,458.00)	0
36800			0	1980	1979	(8,775.00)	0
36800			0	1981	1979	(15,284.00)	0
36800			0	1982	1979	(10,232.00)	0
36800			0	1983	1979	(12,473.00)	0
36800			0	1984	1979	(16,417.00)	0
36800			0	1985	1979	(13,855.00)	0
36800			0	1986	1979	(18,093.00)	0
36800			0	1987	1979	(23,845.00)	0
36800			0	1988	1979	(16,827.00)	0
36800			0	1989	1979	(30,106.00)	0
36800			0	1990	1979	(43,102.00)	0
36800			0	1991	1979	(21,352.00)	0
36800			0	1992	1979	(10,532.00)	0
36800			0	1993	1979	(26,787.00)	0
36800			0	1994	1979	(24,755.00)	0
36800			0	1995	1979	(11,725.00)	0
36800			0	1996	1979	(22,681.00)	0
36800			0	1997	1979	(71,450.00)	0
36800			0	1998	1979	(6,658.00)	0
36800			0	1999	1979	(5,368.00)	0
36800			0	2000	1979	(7,216.00)	0
36800			0	2001	1979	(81,913.00)	0
36800			0	2002	1979	(1,244.00)	0
36800			0	2003	1979	(24,235.13)	0
36800			0	2004	1979	(3,138.84)	0
36800			0	2006	1979	(223,027.33)	0

Charnas

AccountNumber	GroupNumber	CompanyNumber	TransactionCode	TransactionYear	InstallationYear	Amount	AdjustedTY
36800			0	2007	1979	(1,118.07)	0
36800			0	2009	1979	(45,077.84)	0
36800			0	2010	1979	(1,109.47)	0
36800			0	2011	1979	(569.60)	0
36800			0	2011	1979	(381.00)	0
36800			8	2011	1979	4,620,025.72	0
36800			9	1980	1980	4,153,545.00	0
36800			0	1980	1980	(4,058.00)	0
36800			0	1981	1980	(11,148.00)	0
36800			0	1982	1980	(15,166.00)	0
36800			0	1983	1980	(17,183.00)	0
36800			0	1984	1980	(19,801.00)	0
36800			0	1985	1980	(15,460.00)	0
36800			0	1986	1980	(23,025.00)	0
36800			0	1987	1980	(15,468.00)	0
36800			0	1988	1980	(33,771.00)	0
36800			0	1989	1980	(32,080.00)	0
36800			0	1990	1980	(37,391.00)	0
36800			0	1991	1980	(27,539.00)	0
36800			0	1992	1980	(32,831.00)	0
36800			0	1993	1980	(38,625.00)	0
36800			0	1994	1980	(33,013.00)	0
36800			0	1995	1980	(41,553.00)	0
36800			0	1996	1980	(53,123.00)	0
36800			0	1997	1980	(82,269.00)	0
36800			0	1998	1980	(31,048.00)	0
36800			0	1999	1980	(36,475.00)	0
36800			0	2000	1980	(33,806.00)	0
36800			0	2001	1980	(76,468.00)	0
36800			0	2002	1980	(17,959.00)	0
36800			0	2003	1980	(53,957.11)	0
36800			0	2004	1980	(22,886.79)	0
36800			0	2006	1980	(139,139.23)	0
36800			0	2007	1980	(70,652.24)	0
36800			0	2009	1980	(34,586.25)	0
36800			0	2010	1980	(4,785.46)	0
36800			0	2011	1980	(403.85)	0
36800			0	2011	1980	(184.99)	0
36800			8	2011	1980	3,097,689.08	0
36800			9	1981	1981	2,831,912.00	0
36800			0	1981	1981	(4,966.00)	0
36800			0	1982	1981	(12,552.00)	0
36800			0	1983	1981	(19,084.00)	0
36800			0	1984	1981	(20,766.00)	0
36800			0	1985	1981	(9,120.00)	0
36800			0	1986	1981	(12,145.00)	0
36800			0	1987	1981	(10,297.00)	0
36800			0	1988	1981	(19,201.00)	0
36800			0	1989	1981	(39,922.00)	0
36800			0	1990	1981	(25,114.00)	0
36800			0	1991	1981	(19,296.00)	0
36800			0	1992	1981	(10,466.00)	0
36800			0	1993	1981	(10,260.00)	0
36800			0	1994	1981	(11,625.00)	0
36800			0	1995	1981	(4,593.00)	0
36800			3	1996	1981	(13,118.00)	0
36800			0	1996	1981	(3,717.00)	0
36800			0	1997	1981	(40,283.00)	0
36800			3	1998	1981	(205,365.00)	0
36800			0	1998	1981	(3,825.00)	0

AccountNumber	GroupNumber	CompanyNumber	TransactionCode	TransactionYear	InstallationYear	Amount	AdjustedTY
36800			0	1999	1981	(3,426.00)	0
36800			0	2000	1981	(4,084.00)	0
36800			0	2001	1981	(37,397.00)	0
36800			0	2002	1981	(19,661.00)	0
36800			0	2003	1981	(20,668.85)	0
36800			0	2004	1981	(10,657.56)	0
36800			0	2006	1981	(22,999.89)	0
36800			0	2007	1981	(511.38)	0
36800			0	2009	1981	(40,070.81)	0
36800			0	2010	1981	(2,002.07)	0
36800			0	2011	1981	(519.09)	0
36800			0	2011	1981	(362.94)	0
36800			8	2011	1981	2,173,836.41	0
36800			9	1982	1982	5,638,053.00	0
36800			0	1982	1982	(6,073.00)	0
36800			0	1983	1982	(14,095.00)	0
36800			0	1984	1982	(16,783.00)	0
36800			0	1985	1982	(11,926.00)	0
36800			0	1986	1982	(15,316.00)	0
36800			0	1987	1982	(62,992.00)	0
36800			0	1988	1982	(19,045.00)	0
36800			0	1989	1982	(31,133.00)	0
36800			0	1990	1982	(18,931.00)	0
36800			0	1991	1982	(34,831.00)	0
36800			0	1992	1982	(24,504.00)	0
36800			0	1993	1982	(9,507.00)	0
36800			0	1994	1982	(12,285.00)	0
36800			0	1995	1982	(8,120.00)	0
36800			3	1996	1982	(293.00)	0
36800			0	1996	1982	(12,360.00)	0
36800			0	1997	1982	(46,528.00)	0
36800			0	1998	1982	(5,994.00)	0
36800			0	1999	1982	(6,426.00)	0
36800			0	2000	1982	(5,390.00)	0
36800			0	2001	1982	(64,215.00)	0
36800			0	2002	1982	(12,854.00)	0
36800			0	2003	1982	(26,049.36)	0
36800			0	2004	1982	(13,092.92)	0
36800			0	2006	1982	(46,125.15)	0
36800			0	2007	1982	(117,102.03)	0
36800			0	2009	1982	(108,649.02)	0
36800			0	2010	1982	(1,052.80)	0
36800			0	2011	1982	(581.75)	0
36800			0	2011	1982	(326.60)	0
36800			8	2011	1982	4,885,472.37	0
36800			9	1983	1983	5,965,733.00	0
36800			0	1984	1983	(20,585.00)	0
36800			0	1985	1983	(11,961.00)	0
36800			0	1986	1983	(20,399.00)	0
36800			0	1987	1983	(31,368.00)	0
36800			0	1988	1983	(20,771.00)	0
36800			0	1989	1983	(31,641.00)	0
36800			0	1990	1983	(21,946.00)	0
36800			0	1991	1983	(17,021.00)	0
36800			0	1992	1983	(10,327.00)	0
36800			0	1993	1983	(15,947.00)	0
36800			0	1994	1983	(8,301.00)	0
36800			0	1995	1983	(5,928.00)	0
36800			3	1996	1983	(2,004.00)	0
36800			0	1996	1983	(6,931.00)	0

AccountNumber	GroupNumber	CompanyNumber	TransactionCode	TransactionYear	InstallationYear	Amount	AdjustedTY
36800			3	1997	1983	455.00	0
36800			0	1997	1983	(45,481.00)	0
36800			0	1998	1983	(5,215.00)	0
36800			0	1999	1983	(2,305.00)	0
36800			0	2000	1983	(5,233.00)	0
36800			0	2001	1983	(88,209.00)	0
36800			0	2002	1983	(6,373.00)	0
36800			0	2003	1983	(13,303.76)	0
36800			0	2004	1983	(4,497.42)	0
36800			0	2006	1983	(39,689.16)	0
36800			0	2007	1983	(136.52)	0
36800			0	2009	1983	(67,845.44)	0
36800			0	2010	1983	(1,681.91)	0
36800			0	2011	1983	(638.40)	0
36800			0	2011	1983	(410.19)	0
36800			8	2011	1983	5,460,039.20	0
36800			9	1984	1984	4,274,698.00	0
36800			0	1984	1984	(1,359.00)	0
36800			0	1985	1984	(21,107.00)	0
36800			0	1986	1984	(9,034.00)	0
36800			0	1987	1984	(19,697.00)	0
36800			0	1988	1984	(32,020.00)	0
36800			0	1989	1984	(14,506.00)	0
36800			0	1990	1984	(17,765.00)	0
36800			0	1991	1984	(21,075.00)	0
36800			0	1992	1984	(20,387.00)	0
36800			0	1993	1984	(10,566.00)	0
36800			0	1994	1984	(11,188.00)	0
36800			0	1995	1984	(13,552.00)	0
36800			3	1996	1984	455.00	0
36800			0	1996	1984	(11,235.00)	0
36800			3	1997	1984	(455.00)	0
36800			0	1997	1984	(43,760.00)	0
36800			0	1998	1984	(3,961.00)	0
36800			0	1999	1984	(4,610.00)	0
36800			0	2000	1984	(6,852.00)	0
36800			0	2001	1984	(43,552.00)	0
36800			0	2002	1984	(4,262.00)	0
36800			0	2003	1984	(19,879.31)	0
36800			0	2004	1984	(4,175.99)	0
36800			0	2006	1984	(25,856.05)	0
36800			0	2007	1984	(45,457.78)	0
36800			0	2008	1984	(47.71)	0
36800			0	2009	1984	(39,633.57)	0
36800			0	2010	1984	(16,654.14)	0
36800			0	2011	1984	(597.92)	0
36800			0	2011	1984	(2,918.65)	0
36800			8	2011	1984	3,808,988.88	0
36800			9	1985	1985	6,302,346.00	0
36800			0	1985	1985	(425.00)	0
36800			0	1986	1985	(31,210.00)	0
36800			0	1987	1985	(27,986.00)	0
36800			0	1988	1985	(29,211.00)	0
36800			0	1989	1985	(66,866.00)	0
36800			0	1990	1985	(11,598.00)	0
36800			0	1991	1985	(112,975.00)	0
36800			0	1992	1985	(1,704.00)	0
36800			0	1993	1985	(31,259.00)	0
36800			0	1994	1985	(24,606.00)	0
36800			0	1995	1985	(33,213.00)	0

AccountNumber	GroupNumber	CompanyNumber	TransactionCode	TransactionYear	InstallationYear	Amount	AdjustedTY
36800			0	1996	1985	(39,373.00)	0
36800			0	1997	1985	(80,834.00)	0
36800			0	1998	1985	(37,201.00)	0
36800			0	1999	1985	(38,438.00)	0
36800			0	2000	1985	(25,222.00)	0
36800			0	2001	1985	(94,505.00)	0
36800			0	2002	1985	(36,952.00)	0
36800			0	2003	1985	(32,624.08)	0
36800			0	2004	1985	(20,653.33)	0
36800			0	2006	1985	(47,945.59)	0
36800			0	2007	1985	(3,244.64)	0
36800			0	2009	1985	(46,557.23)	0
36800			0	2010	1985	(2,208.40)	0
36800			0	2011	1985	(457.15)	0
36800			0	2011	1985	(255.33)	0
36800			8	2011	1985	5,424,822.25	0
36800			9	1986	1986	6,765,223.00	0
36800			0	1986	1986	(25,236.00)	0
36800			0	1987	1986	(53,479.00)	0
36800			0	1988	1986	(59,161.00)	0
36800			0	1989	1986	(24,282.00)	0
36800			0	1990	1986	(40,709.00)	0
36800			0	1991	1986	(19,690.00)	0
36800			0	1992	1986	(14,662.00)	0
36800			0	1993	1986	(12,774.00)	0
36800			0	1994	1986	(20,469.00)	0
36800			0	1995	1986	(7,260.00)	0
36800			0	1996	1986	(8,469.00)	0
36800			3	1997	1986	27,369.00	0
36800			0	1997	1986	(42,507.00)	0
36800			0	1998	1986	(16,071.00)	0
36800			0	1999	1986	(7,339.00)	0
36800			0	2000	1986	(21,666.00)	0
36800			0	2001	1986	(37,867.00)	0
36800			0	2002	1986	(9,735.00)	0
36800			0	2003	1986	(18,151.55)	0
36800			0	2004	1986	(8,292.38)	0
36800			0	2006	1986	(78,139.28)	0
36800			0	2007	1986	(772.30)	0
36800			0	2008	1986	(31,596.85)	0
36800			0	2009	1986	(38,877.31)	0
36800			0	2010	1986	(886.49)	0
36800			0	2011	1986	(731.87)	0
36800			0	2011	1986	(389.78)	0
36800			8	2011	1986	6,193,378.19	0
36800			9	1987	1987	6,524,833.00	0
36800			0	1987	1987	(150.00)	0
36800			0	1988	1987	(38,063.00)	0
36800			0	1989	1987	(64,075.00)	0
36800			0	1990	1987	(13,822.00)	0
36800			0	1991	1987	(11,994.00)	0
36800			0	1992	1987	(21,730.00)	0
36800			0	1993	1987	(20,698.00)	0
36800			0	1994	1987	(16,554.00)	0
36800			0	1995	1987	(17,012.00)	0
36800			3	1996	1987	27,369.00	0
36800			0	1996	1987	(9,970.00)	0
36800			3	1997	1987	(27,369.00)	0
36800			0	1997	1987	(34,567.00)	0
36800			0	1998	1987	(4,860.00)	0

AccountNumber	GroupNumber	CompanyNumber	TransactionCode	TransactionYear	InstallationYear	Amount	AdjustedTY
36800			0	1999	1987	(141,650.00)	0
36800			0	2000	1987	(5,376.00)	0
36800			0	2001	1987	(45,437.00)	0
36800			0	2002	1987	(12,660.00)	0
36800			0	2003	1987	(11,539.96)	0
36800			0	2004	1987	(5,319.40)	0
36800			0	2006	1987	(21,010.13)	0
36800			0	2007	1987	(3,426.72)	0
36800			0	2009	1987	(41,590.01)	0
36800			0	2010	1987	(17,197.59)	0
36800			0	2011	1987	(609.00)	0
36800			0	2011	1987	(402.87)	0
36800			8	2011	1987	5,965,119.32	0
36800			9	1988	1988	7,362,793.00	0
36800			0	1988	1988	(10,355.00)	0
36800			0	1989	1988	(23,934.00)	0
36800			0	1990	1988	(21,976.00)	0
36800			0	1991	1988	(29,508.00)	0
36800			0	1992	1988	(21,650.00)	0
36800			0	1993	1988	(33,827.00)	0
36800			0	1994	1988	(15,854.00)	0
36800			0	1995	1988	(34,683.00)	0
36800			0	1996	1988	(45,605.00)	0
36800			0	1997	1988	(78,737.00)	0
36800			0	1998	1988	(23,884.00)	0
36800			0	1999	1988	(10,049.00)	0
36800			0	2000	1988	(13,786.00)	0
36800			0	2001	1988	(27,260.00)	0
36800			0	2002	1988	(16,759.00)	0
36800			0	2003	1988	(18,461.05)	0
36800			0	2004	1988	(12,996.72)	0
36800			0	2006	1988	(36,435.48)	0
36800			0	2007	1988	(56.14)	0
36800			0	2009	1988	(55,509.75)	0
36800			0	2010	1988	(1,368.55)	0
36800			0	2011	1988	(611.91)	0
36800			0	2011	1988	(430.06)	0
36800			8	2011	1988	6,829,056.34	0
36800			9	1989	1989	7,253,387.00	0
36800			0	1989	1989	(10,866.00)	0
36800			0	1990	1989	(30,316.00)	0
36800			0	1991	1989	(21,444.00)	0
36800			0	1992	1989	(35,779.00)	0
36800			0	1993	1989	(28,254.00)	0
36800			0	1994	1989	(25,230.00)	0
36800			0	1995	1989	(19,541.00)	0
36800			3	1996	1989	(5,385.00)	0
36800			0	1996	1989	(21,198.00)	0
36800			0	1997	1989	(41,894.00)	0
36800			0	1998	1989	(21,798.00)	0
36800			3	1999	1989	4,170.00	0
36800			0	1999	1989	(41,025.00)	0
36800			0	2000	1989	(21,286.00)	0
36800			0	2001	1989	(49,237.00)	0
36800			0	2002	1989	(14,194.00)	0
36800			0	2003	1989	(30,471.81)	0
36800			0	2004	1989	(13,977.72)	0
36800			0	2006	1989	(23,896.50)	0
36800			0	2007	1989	(5,732.58)	0
36800			0	2008	1989	(738.55)	0

AccountNumber	GroupNumber	CompanyNumber	TransactionCode	TransactionYear	InstallationYear	Amount	AdjustedTY
36800			0	2009	1989	(38,679.05)	0
36800			0	2010	1989	(1,043.50)	0
36800			0	2011	1989	(624.54)	0
36800			0	2011	1989	(272.67)	0
36800			8	2011	1989	6,754,673.08	0
36800			9	1990	1990	7,391,368.00	0
36800			0	1990	1990	(11,220.00)	0
36800			0	1991	1990	(16,851.00)	0
36800			0	1992	1990	(47,562.00)	0
36800			0	1993	1990	(37,466.00)	0
36800			0	1994	1990	(35,457.00)	0
36800			0	1995	1990	(50,193.00)	0
36800			3	1996	1990	(9,511.00)	0
36800			0	1996	1990	(41,610.00)	0
36800			0	1997	1990	(50,259.00)	0
36800			0	1998	1990	(50,683.00)	0
36800			3	1999	1990	1,429.00	0
36800			0	1999	1990	(37,528.00)	0
36800			0	2000	1990	(49,620.00)	0
36800			0	2001	1990	(117,387.00)	0
36800			0	2002	1990	(44,721.00)	0
36800			0	2003	1990	(40,330.86)	0
36800			0	2004	1990	(43,180.11)	0
36800			0	2006	1990	(32,771.85)	0
36800			0	2007	1990	(1,085.81)	0
36800			0	2009	1990	(66,318.50)	0
36800			0	2010	1990	(1,287.51)	0
36800			0	2011	1990	(495.35)	0
36800			0	2011	1990	(294.23)	0
36800			8	2011	1990	6,606,964.78	0
36800			9	1991	1991	6,429,345.00	0
36800			0	1991	1991	(5,119.00)	0
36800			0	1992	1991	(16,092.00)	0
36800			0	1993	1991	(13,065.00)	0
36800			0	1994	1991	(33,080.00)	0
36800			0	1995	1991	(9,376.00)	0
36800			0	1996	1991	(15,885.00)	0
36800			0	1997	1991	(20,697.00)	0
36800			0	1998	1991	(8,088.00)	0
36800			3	1999	1991	770.00	0
36800			0	1999	1991	(14,595.00)	0
36800			0	2000	1991	(3,395.00)	0
36800			0	2001	1991	(21,571.00)	0
36800			0	2002	1991	(22,780.00)	0
36800			0	2003	1991	(21,011.87)	0
36800			0	2004	1991	(18,943.31)	0
36800			0	2006	1991	(29,883.96)	0
36800			0	2007	1991	(14,812.84)	0
36800			0	2009	1991	(30,464.15)	0
36800			0	2010	1991	(2,548.88)	0
36800			0	2011	1991	(738.52)	0
36800			0	2011	1991	(369.26)	0
36800			8	2011	1991	6,127,599.21	0
36800			9	1992	1992	7,329,088.00	0
36800			0	1992	1992	(8,205.00)	0
36800			0	1993	1992	(21,249.00)	0
36800			0	1994	1992	(12,738.00)	0
36800			0	1995	1992	(28,400.00)	0
36800			0	1996	1992	(24,098.00)	0
36800			0	1997	1992	(22,033.00)	0

AccountNumber	GroupNumber	CompanyNumber	TransactionCode	TransactionYear	InstallationYear	Amount	AdjustedTY
36800			3	1998	1992	(138,855.00)	0
36800			0	1998	1992	(4,887.00)	0
36800			3	1999	1992	628.00	0
36800			0	1999	1992	(4,481.00)	0
36800			0	2000	1992	(4,337.00)	0
36800			0	2001	1992	(46,715.00)	0
36800			0	2002	1992	(12,945.00)	0
36800			0	2003	1992	(21,707.70)	0
36800			0	2004	1992	(8,259.30)	0
36800			0	2006	1992	(13,274.85)	0
36800			0	2007	1992	(64.78)	0
36800			0	2009	1992	(33,944.05)	0
36800			0	2010	1992	(2,618.44)	0
36800			0	2011	1992	(441.82)	0
36800			0	2011	1992	(312.27)	0
36800			8	2011	1992	6,920,149.79	0
36800			9	1993	1993	8,900,469.00	0
36800			0	1993	1993	(22,208.00)	0
36800			0	1994	1993	(43,488.00)	0
36800			0	1995	1993	(7,602.00)	0
36800			0	1996	1993	(14,333.00)	0
36800			3	1997	1993	445.00	0
36800			0	1997	1993	(28,746.00)	0
36800			0	1998	1993	(6,617.00)	0
36800			0	1999	1993	(3,608.00)	0
36800			0	2000	1993	(3,062.00)	0
36800			0	2001	1993	(21,212.00)	0
36800			0	2002	1993	(12,870.00)	0
36800			0	2003	1993	(28,120.66)	0
36800			0	2004	1993	(13,605.52)	0
36800			0	2006	1993	(18,782.24)	0
36800			0	2007	1993	(41,859.86)	0
36800			0	2009	1993	(39,084.14)	0
36800			0	2010	1993	(2,283.78)	0
36800			0	2011	1993	(821.01)	0
36800			0	2011	1993	(340.54)	0
36800			8	2011	1993	8,592,270.25	0
36800			9	1994	1994	9,553,214.00	0
36800			0	1994	1994	(16,886.00)	0
36800			0	1995	1994	(26,437.00)	0
36800			0	1996	1994	(44,748.00)	0
36800			0	1997	1994	(38,823.00)	0
36800			0	1998	1994	(5,317.00)	0
36800			0	1999	1994	(7,427.00)	0
36800			0	2000	1994	(2,552.00)	0
36800			0	2001	1994	(22,079.00)	0
36800			0	2002	1994	(14,887.00)	0
36800			0	2003	1994	(10,868.87)	0
36800			0	2004	1994	(16,326.62)	0
36800			0	2006	1994	(21,498.15)	0
36800			0	2009	1994	(53,440.14)	0
36800			0	2010	1994	(878.74)	0
36800			0	2011	1994	(567.99)	0
36800			0	2011	1994	(310.75)	0
36800			8	2011	1994	9,270,166.74	0
36800			9	1995	1995	9,820,803.00	0
36800			0	1995	1995	(8,073.00)	0
36800			0	1996	1995	(42,131.00)	0
36800			0	1997	1995	(45,238.00)	0
36800			0	1998	1995	(18,600.00)	0

AccountNumber	GroupNumber	CompanyNumber	TransactionCode	TransactionYear	InstallationYear	Amount	AdjustedTY
36800			0	1999	1995	(21,198.00)	0
36800			0	2000	1995	(20,301.00)	0
36800			0	2001	1995	(77,519.00)	0
36800			0	2002	1995	(76,178.00)	0
36800			0	2003	1995	(42,146.25)	0
36800			0	2004	1995	(38,622.07)	0
36800			0	2006	1995	(37,990.30)	0
36800			0	2007	1995	(1,591.91)	0
36800			0	2008	1995	(821.79)	0
36800			0	2009	1995	(27,741.76)	0
36800			0	2010	1995	(1,525.77)	0
36800			0	2011	1995	(548.28)	0
36800			0	2011	1995	(422.62)	0
36800			8	2011	1995	9,360,154.25	0
36800			9	1996	1996	9,001,765.00	0
36800			0	1996	1996	(12,841.00)	0
36800			0	1997	1996	(50,872.00)	0
36800			3	1998	1996	(845.00)	0
36800			0	1998	1996	(14,606.00)	0
36800			0	1999	1996	(5,479.00)	0
36800			0	2000	1996	(3,931.00)	0
36800			0	2001	1996	(23,826.00)	0
36800			0	2002	1996	(18,131.00)	0
36800			0	2003	1996	(29,665.55)	0
36800			0	2004	1996	(4,756.98)	0
36800			0	2006	1996	(25,851.59)	0
36800			0	2007	1996	(173.38)	0
36800			0	2009	1996	(46,588.61)	0
36800			0	2010	1996	(2,328.80)	0
36800			0	2011	1996	(611.27)	0
36800			0	2011	1996	(241.11)	0
36800			8	2011	1996	8,761,016.71	0
36800			9	1997	1997	9,521,940.00	0
36800			0	1997	1997	(15,494.00)	0
36800			0	1998	1997	(16,991.00)	0
36800			3	1999	1997	17,147.00	0
36800			0	1999	1997	(16,398.00)	0
36800			0	2000	1997	(7,544.00)	0
36800			0	2001	1997	(36,026.00)	0
36800			0	2002	1997	(27,380.00)	0
36800			0	2003	1997	(15,484.32)	0
36800			0	2004	1997	(14,793.48)	0
36800			0	2006	1997	(22,748.67)	0
36800			0	2009	1997	(25,707.14)	0
36800			0	2010	1997	(710.31)	0
36800			0	2011	1997	(606.55)	0
36800			0	2011	1997	(171.41)	0
36800			8	2011	1997	9,339,032.12	0
36800			9	1998	1998	9,617,929.00	0
36800			0	1998	1998	(9,029.00)	0
36800			3	1999	1998	19,460.00	0
36800			0	1999	1998	(34,052.00)	0
36800			0	2000	1998	(14,899.00)	0
36800			0	2001	1998	(88,405.00)	0
36800			0	2002	1998	(61,219.00)	0
36800			0	2003	1998	(54,702.82)	0
36800			0	2004	1998	(324,544.37)	0
36800			0	2006	1998	(20,686.06)	0
36800			0	2007	1998	(18,380.56)	0
36800			0	2009	1998	(24,205.66)	0

AccountNumber	GroupNumber	CompanyNumber	TransactionCode	TransactionYear	InstallationYear	Amount	AdjustedTY
36800			0	2010	1998	(467.30)	0
36800			0	2011	1998	(527.55)	0
36800			0	2011	1998	(291.45)	0
36800			8	2011	1998	8,985,979.23	0
36800			9	1999	1999	7,604,974.00	0
36800			0	1999	1999	(4,637.00)	0
36800			0	2000	1999	(37,101.00)	0
36800			0	2001	1999	(34,909.00)	0
36800			0	2002	1999	(8,120.00)	0
36800			0	2003	1999	(3,402.29)	0
36800			0	2004	1999	(7,326.73)	0
36800			0	2006	1999	(124.35)	0
36800			0	2007	1999	(2,974.01)	0
36800			0	2009	1999	(359,350.51)	0
36800			0	2010	1999	(5,422.00)	0
36800			0	2011	1999	(904.53)	0
36800			8	2011	1999	7,140,702.58	0
36800			9	2000	2000	10,700,762.00	0
36800			0	2000	2000	(7,822.00)	0
36800			0	2001	2000	(34,737.00)	0
36800			0	2002	2000	(20,796.00)	0
36800			0	2003	2000	(45,386.16)	0
36800			0	2004	2000	(589,123.93)	0
36800			0	2006	2000	(25,350.22)	0
36800			0	2007	2000	(3,845.21)	0
36800			0	2009	2000	(29,198.18)	0
36800			0	2010	2000	(70,334.91)	0
36800			0	2011	2000	(511.73)	0
36800			8	2011	2000	9,873,656.66	0
36800			9	2001	2001	10,957,182.00	0
36800			0	2001	2001	(29,257.00)	0
36800			0	2002	2001	(29,292.00)	0
36800			0	2003	2001	(23,458.60)	0
36800			0	2004	2001	(502,320.87)	0
36800			0	2006	2001	(60,184.65)	0
36800			0	2009	2001	(48,330.95)	0
36800			0	2010	2001	(157,631.38)	0
36800			8	2011	2001	10,106,706.55	0
36800			9	2002	2002	6,169,556.00	0
36800			0	2002	2002	(221.00)	0
36800			0	2003	2002	(6,491.66)	0
36800			0	2004	2002	(4,049.36)	0
36800			0	2006	2002	(15,894.04)	0
36800			0	2007	2002	(32,995.44)	0
36800			0	2009	2002	(13,509.19)	0
36800			0	2010	2002	(429,903.54)	0
36800			8	2011	2002	5,666,491.77	0
36800			9	2003	2003	12,293,861.86	0
36800			3	2003	2003	884,363.92	0
36800			0	2003	2003	(451.27)	0
36800			0	2004	2003	(825.10)	0
36800			0	2006	2003	(2,073.05)	0
36800			0	2007	2003	(2,614.34)	0
36800			0	2009	2003	(8,136.81)	0
36800			0	2010	2003	(1,427.92)	0
36800			8	2011	2003	13,162,697.29	0
36800			9	2004	2004	4,646,392.55	0
36800			0	2004	2004	(9,605.79)	0
36800			0	2007	2004	(29,325.27)	0
36800			0	2009	2004	(16,776.52)	0

AccountNumber	GroupNumber	CompanyNumber	TransactionCode	TransactionYear	InstallationYear	Amount	AdjustedTY
36800			0	2010	2004	(5,015.30)	0
36800			8	2011	2004	4,585,669.67	0
36800			9	2005	2005	415,192.86	0
36800			0	2009	2005	(5,765.12)	0
36800			0	2010	2005	(132,647.61)	0
36800			8	2011	2005	276,780.13	0
36800			9	2006	2006	18,579,164.47	0
36800			0	2009	2006	(6,115.86)	0
36800			0	2010	2006	0.05	2009
36800			8	2011	2006	18,573,048.66	0
36800			9	2007	2007	2,526,372.86	0
36800			3	2007	2007	8,849,257.04	0
36800			3	2009	2007	(21,938.27)	0
36800			0	2009	2007	(467.88)	0
36800			8	2011	2007	11,353,223.75	0
36800			9	2008	2008	9,132,385.58	0
36800			9	2008	2008	583,043.15	0
36800			9	2009	2008	(127,133.06)	0
36800			0	2009	2008	(99,388.11)	0
36800			0	2010	2008	(16,611.63)	0
36800			8	2011	2008	9,472,295.93	0
36800			9	2009	2009	16,259,623.37	0
36800			0	2009	2009	(22,812.96)	0
36800			8	2011	2009	16,236,810.41	0
36800			9	2010	2010	7,772,000.08	0
36800			9	2010	2010	32,682.99	0
36800			3	2010	2010	195.34	0
36800			3	2010	2010	(195.34)	0
36800			9	2011	2010	(5,640,936.21)	0
36800			8	2011	2010	2,163,746.86	0
36800			9	2011	2011	981,807.20	0
36800			9	2011	2011	5,196,894.93	0
36800			9	2011	2011	7,929,010.69	0
36800			9	2011	2011	72,412.54	0
36800			8	2011	2011	14,180,125.36	0
36900			9	1936	1936	60,380.00	0
36900			0	1963	1936	(60,380.00)	0
36900			9	1937	1937	29,523.00	0
36900			0	1963	1937	(2,447.00)	0
36900			0	1964	1937	(27,076.00)	0
36900			9	1938	1938	80,246.00	0
36900			0	1964	1938	(32,372.00)	0
36900			0	1965	1938	(47,874.00)	0
36900			9	1939	1939	81,267.00	0
36900			0	1965	1939	(18,639.00)	0
36900			0	1966	1939	(62,628.00)	0
36900			9	1940	1940	83,518.00	0
36900			0	1966	1940	(9,376.00)	0
36900			0	1967	1940	(74,142.00)	0
36900			9	1941	1941	249,900.25	0
36900			0	1967	1941	(1,950.00)	0
36900			0	1968	1941	(64,097.00)	0
36900			0	1969	1941	(21,029.00)	0
36900		0	0	1971	1941	(1,357.75)	0
36900		0	0	1972	1941	(1,162.84)	0
36900		0	0	1973	1941	(1,763.01)	0
36900		0	0	1974	1941	(1,909.11)	0
36900		0	0	1975	1941	(2,699.87)	0
36900		0	0	1976	1941	(4,076.78)	0
36900		0	0	1977	1941	(3,319.00)	0

Charnas

AccountNumber	GroupNumber	CompanyNumber	TransactionCode	TransactionYear	InstallationYear	Amount	AdjustedTY
36900		0	0	1978	1941	(7,540.24)	0
36900		0	0	1979	1941	(2,205.22)	0
36900		0	0	1980	1941	(1,462.25)	0
36900		0	0	1981	1941	(958.10)	0
36900		0	0	1982	1941	(566.82)	0
36900		0	0	1983	1941	(1,193.91)	0
36900		0	0	1984	1941	(1,459.71)	0
36900		0	0	1985	1941	(1,072.26)	0
36900		0	0	1986	1941	(2,203.27)	0
36900		0	0	1987	1941	(1,248.49)	0
36900		0	0	1988	1941	(580.49)	0
36900		0	0	1989	1941	(1,057.80)	0
36900		0	0	1989	1941	(643.00)	0
36900		0	0	1990	1941	(1,033.80)	0
36900		0	0	1990	1941	(172.00)	0
36900		0	0	1991	1941	(612.41)	0
36900		0	0	1991	1941	(201.00)	0
36900		0	0	1992	1941	(310.50)	0
36900		0	0	1992	1941	(125.00)	0
36900		0	0	1993	1941	221.00	1989
36900		0	0	1994	1941	(684.72)	0
36900		0	0	1994	1941	(94.00)	0
36900		0	0	1995	1941	(279.79)	0
36900		0	0	1995	1941	(518.00)	0
36900		0	0	1996	1941	(459.27)	0
36900		0	0	1996	1941	(74.00)	0
36900		0	0	1997	1941	(367.79)	0
36900		0	0	1998	1941	(206.47)	0
36900		0	0	1999	1941	(137.50)	0
36900		0	0	2003	1941	(316.65)	0
36900		0	0	2010	1941	(93,317.86)	0
36900		0	0	2011	1941	22,320.80	0
36900		0	0	2011	1941	(47,975.37)	0
36900		0	9	1942	1942	47,910.00	0
36900		0	0	1969	1942	(39,115.00)	0
36900		0	0	1971	1942	(108.48)	0
36900		0	0	1972	1942	(92.94)	0
36900		0	0	1973	1942	(140.23)	0
36900		0	0	1974	1942	(153.00)	0
36900		0	0	1975	1942	(214.72)	0
36900		0	0	1976	1942	(328.19)	0
36900		0	0	1977	1942	(275.41)	0
36900		0	0	1978	1942	(629.17)	0
36900		0	0	1979	1942	(191.86)	0
36900		0	0	1980	1942	(127.02)	0
36900		0	0	1981	1942	(82.91)	0
36900		0	0	1982	1942	(50.14)	0
36900		0	0	1983	1942	(103.03)	0
36900		0	0	1984	1942	(128.23)	0
36900		0	0	1985	1942	(95.17)	0
36900		0	0	1986	1942	(205.32)	0
36900		0	0	1987	1942	(112.36)	0
36900		0	0	1988	1942	(51.80)	0
36900		0	0	1989	1942	(99.90)	0
36900		0	0	1990	1942	(96.02)	0
36900		0	0	1991	1942	(62.63)	0
36900		0	0	1992	1942	(31.95)	0
36900		0	0	1994	1942	(61.14)	0
36900		0	0	1995	1942	(26.13)	0
36900		0	0	1996	1942	(38.23)	0

Charnas

AccountNumber	GroupNumber	CompanyNumber	TransactionCode	TransactionYear	InstallationYear	Amount	AdjustedTY
36900		0	0	1997	1942	(39.39)	0
36900		0	0	1998	1942	(22.96)	0
36900		0	0	1999	1942	(10.95)	0
36900			0	2010	1942	(4,788.48)	0
36900			0	2011	1942	793.73	0
36900			0	2011	1942	(1,220.97)	0
36900			9	1943	1943	19,390.00	0
36900			0	1969	1943	(17,974.00)	0
36900		0	0	1971	1943	(16.59)	0
36900		0	0	1972	1943	(14.31)	0
36900		0	0	1973	1943	(21.47)	0
36900		0	0	1974	1943	(23.48)	0
36900		0	0	1975	1943	(32.97)	0
36900		0	0	1976	1943	(50.93)	0
36900		0	0	1977	1943	(43.29)	0
36900		0	0	1978	1943	(101.88)	0
36900		0	0	1979	1943	(31.33)	0
36900		0	0	1980	1943	(20.94)	0
36900		0	0	1981	1943	(13.79)	0
36900		0	0	1982	1943	(8.45)	0
36900		0	0	1983	1943	(17.31)	0
36900		0	0	1984	1943	(21.77)	0
36900		0	0	1985	1943	(16.27)	0
36900		0	0	1986	1943	(35.94)	0
36900		0	0	1987	1943	(19.77)	0
36900		0	0	1988	1943	(9.13)	0
36900		0	0	1989	1943	(17.88)	0
36900		0	0	1990	1943	(17.40)	0
36900		0	0	1991	1943	(11.36)	0
36900		0	0	1992	1943	(5.81)	0
36900		0	0	1994	1943	(11.28)	0
36900		0	0	1995	1943	(4.82)	0
36900		0	0	1996	1943	(7.10)	0
36900		0	0	1997	1943	(7.38)	0
36900		0	0	1998	1943	(4.31)	0
36900		0	0	1999	1943	(2.07)	0
36900			0	2010	1943	(741.72)	0
36900			0	2011	1943	(63.39)	0
36900			0	2011	1943	(21.86)	0
36900			9	1944	1944	45,708.00	0
36900			0	1969	1944	(6,456.00)	0
36900			0	1970	1944	(34,875.00)	0
36900		0	0	1971	1944	(51.12)	0
36900		0	0	1972	1944	(44.56)	0
36900		0	0	1973	1944	(66.21)	0
36900		0	0	1974	1944	(72.51)	0
36900		0	0	1975	1944	(101.77)	0
36900		0	0	1976	1944	(158.32)	0
36900		0	0	1977	1944	(136.24)	0
36900		0	0	1978	1944	(331.31)	0
36900		0	0	1979	1944	(102.18)	0
36900		0	0	1980	1944	(69.02)	0
36900		0	0	1981	1944	(46.01)	0
36900		0	0	1982	1944	(28.55)	0
36900		0	0	1983	1944	(58.14)	0
36900		0	0	1984	1944	(73.70)	0
36900		0	0	1985	1944	(55.54)	0
36900		0	0	1986	1944	(125.44)	0
36900		0	0	1987	1944	(69.18)	0
36900		0	0	1988	1944	(32.12)	0

Charnas

AccountNumber	GroupNumber	CompanyNumber	TransactionCode	TransactionYear	InstallationYear	Amount	AdjustedTY
36900		0	0	1989	1944	(63.65)	0
36900		0	0	1990	1944	(62.61)	0
36900		0	0	1991	1944	(41.06)	0
36900		0	0	1992	1944	(21.11)	0
36900		0	0	1994	1944	(41.44)	0
36900		0	0	1995	1944	(17.74)	0
36900		0	0	1996	1944	(26.29)	0
36900		0	0	1997	1944	(27.52)	0
36900		0	0	1998	1944	(16.10)	0
36900		0	0	1999	1944	(7.82)	0
36900		0	0	2000	1944	(21.00)	0
36900		0	0	2010	1944	(2,068.96)	0
36900		0	0	2011	1944	(244.72)	0
36900		0	0	2011	1944	(95.06)	0
36900			9	1945	1945	88,957.00	0
36900			0	1970	1945	(33,839.00)	0
36900		0	0	1971	1945	(82.09)	0
36900			0	1971	1945	(38,435.00)	0
36900		0	0	1972	1945	(71.97)	0
36900			0	1972	1945	(8,733.00)	0
36900		0	0	1973	1945	(106.02)	0
36900		0	0	1974	1945	(116.51)	0
36900		0	0	1975	1945	(162.95)	0
36900		0	0	1976	1945	(254.44)	0
36900		0	0	1977	1945	(221.61)	0
36900		0	0	1978	1945	(556.93)	0
36900		0	0	1979	1945	(171.87)	0
36900		0	0	1980	1945	(117.31)	0
36900		0	0	1981	1945	(79.18)	0
36900		0	0	1982	1945	(49.89)	0
36900		0	0	1983	1945	(100.67)	0
36900		0	0	1984	1945	(128.53)	0
36900		0	0	1985	1945	(97.61)	0
36900		0	0	1986	1945	(225.32)	0
36900		0	0	1987	1945	(124.59)	0
36900		0	0	1988	1945	(58.22)	0
36900		0	0	1988	1945	(62.00)	0
36900		0	0	1989	1945	(116.49)	0
36900		0	0	1989	1945	(916.00)	0
36900		0	0	1990	1945	(115.91)	0
36900		0	0	1991	1945	(76.32)	0
36900		0	0	1992	1945	(39.47)	0
36900		0	0	1994	1945	(78.33)	0
36900		0	0	1995	1945	(33.60)	0
36900		0	0	1996	1945	(50.04)	0
36900		0	0	1997	1945	(52.74)	0
36900		0	0	1998	1945	(30.98)	0
36900		0	0	1999	1945	(15.16)	0
36900		0	0	2010	1945	(2,939.34)	0
36900		0	0	2011	1945	(111.03)	0
36900		0	0	2011	1945	(586.88)	0
36900			9	1946	1946	230,762.00	0
36900		0	0	1971	1946	(420.20)	0
36900			0	1971	1946	(4,779.00)	0
36900		0	0	1972	1946	(371.11)	0
36900			0	1972	1946	(65,412.00)	0
36900		0	0	1973	1946	(542.02)	0
36900			0	1973	1946	(51,950.00)	0
36900		0	0	1974	1946	(596.36)	0
36900			0	1974	1946	(41,618.00)	0

Charnas

AccountNumber	GroupNumber	CompanyNumber	TransactionCode	TransactionYear	InstallationYear	Amount	AdjustedTY
36900		0	0	1975	1946	(830.05)	0
36900		0	0	1976	1946	(1,296.75)	0
36900			0	1976	1946	(25,614.00)	0
36900		0	0	1977	1946	(1,142.75)	0
36900			0	1977	1946	(3.00)	0
36900		0	0	1978	1946	(2,959.32)	0
36900		0	0	1979	1946	(914.86)	0
36900		0	0	1980	1946	(632.48)	0
36900		0	0	1981	1946	(432.51)	0
36900		0	0	1982	1946	(276.37)	0
36900		0	0	1983	1946	(552.08)	0
36900		0	0	1984	1946	(708.59)	0
36900		0	0	1985	1946	(543.10)	0
36900		0	0	1986	1946	(1,275.52)	0
36900		0	0	1987	1946	(707.36)	0
36900		0	0	1988	1946	(333.00)	0
36900			0	1988	1946	(65.00)	0
36900		0	0	1989	1946	(672.17)	0
36900			0	1989	1946	(1,895.00)	0
36900		0	0	1990	1946	(676.22)	0
36900			0	1990	1946	(1,959.00)	0
36900		0	0	1991	1946	(447.21)	0
36900			0	1991	1946	(1,169.00)	0
36900		0	0	1992	1946	(232.96)	0
36900			0	1992	1946	(623.00)	0
36900		0	0	1994	1946	(465.91)	0
36900			0	1994	1946	(1,015.00)	0
36900		0	0	1995	1946	(200.91)	0
36900			0	1995	1946	(159.00)	0
36900		0	0	1996	1946	(300.23)	0
36900			0	1996	1946	(70.00)	0
36900		0	0	1997	1946	(318.45)	0
36900			0	1997	1946	(35.00)	0
36900		0	0	1998	1946	(187.95)	0
36900			0	1998	1946	(18.00)	0
36900		0	0	1999	1946	(93.16)	0
36900			0	2010	1946	(11,720.73)	0
36900			0	2011	1946	(549.09)	0
36900			0	2011	1946	(3,978.58)	0
36900			9	1947	1947	312,712.00	0
36900		0	0	1971	1947	(1,347.97)	0
36900		0	0	1972	1947	(1,201.17)	0
36900		0	0	1973	1947	(1,741.51)	0
36900			0	1973	1947	(21,169.00)	0
36900		0	0	1974	1947	(1,917.83)	0
36900			0	1974	1947	(16,756.00)	0
36900		0	0	1975	1947	(2,653.96)	0
36900			0	1975	1947	(46,993.00)	0
36900		0	0	1976	1947	(4,131.94)	0
36900			0	1976	1947	(12,593.00)	0
36900		0	0	1977	1947	(3,686.44)	0
36900			0	1977	1947	(34,636.00)	0
36900		0	0	1978	1947	(9,787.56)	0
36900			0	1978	1947	(28,400.00)	0
36900		0	0	1979	1947	(3,041.88)	0
36900			0	1979	1947	(30,610.00)	0
36900		0	0	1980	1947	(2,131.96)	0
36900			0	1980	1947	(740.00)	0
36900		0	0	1981	1947	(1,476.13)	0
36900		0	0	1982	1947	(957.72)	0

Charnas

AccountNumber	GroupNumber	CompanyNumber	TransactionCode	TransactionYear	InstallationYear	Amount	AdjustedTY
36900		0	0	1983	1947	(1,890.39)	0
36900		0	0	1984	1947	(2,434.04)	0
36900		0	0	1985	1947	(1,881.15)	0
36900		0	0	1986	1947	(4,489.52)	0
36900		0	0	1987	1947	(2,500.08)	0
36900		0	0	1988	1947	(1,189.91)	0
36900		0	0	1988	1947	(600.00)	0
36900		0	0	1989	1947	(2,411.24)	0
36900		0	0	1989	1947	(1,045.00)	0
36900		0	0	1990	1947	(2,450.95)	0
36900		0	0	1990	1947	(451.00)	0
36900		0	0	1991	1947	(1,629.35)	0
36900		0	0	1991	1947	(228.00)	0
36900		0	0	1992	1947	(856.86)	0
36900		0	0	1992	1947	(307.00)	0
36900		0	0	1994	1947	(1,723.74)	0
36900		0	0	1994	1947	(564.00)	0
36900		0	0	1995	1947	(748.29)	0
36900		0	0	1995	1947	(118.00)	0
36900		0	0	1996	1947	(1,120.60)	0
36900		0	0	1996	1947	(101.00)	0
36900		0	0	1997	1947	(1,195.65)	0
36900		0	0	1998	1947	(709.74)	0
36900		0	0	1999	1947	(355.30)	0
36900		0	0	1999	1947	(26.00)	0
36900		0	0	2010	1947	(37,408.08)	0
36900		0	0	2011	1947	(1,833.62)	0
36900		0	0	2011	1947	(16,470.42)	0
36900			9	1948	1948	291,743.00	0
36900		0	0	1971	1948	(1,746.54)	0
36900		0	0	1972	1948	(1,565.13)	0
36900		0	0	1973	1948	(2,253.34)	0
36900		0	0	1974	1948	(2,480.30)	0
36900		0	0	1975	1948	(3,414.78)	0
36900		0	0	1976	1948	(5,290.92)	0
36900		0	0	1977	1948	(4,771.03)	0
36900		0	0	1978	1948	(12,899.72)	0
36900		0	0	1979	1948	(4,051.14)	0
36900		0	0	1980	1948	(2,878.42)	0
36900		0	0	1980	1948	(35,663.00)	0
36900		0	0	1981	1948	(2,020.88)	0
36900		0	0	1981	1948	(22,318.00)	0
36900		0	0	1982	1948	(1,329.75)	0
36900		0	0	1982	1948	(19,842.00)	0
36900		0	0	1983	1948	(2,591.37)	0
36900		0	0	1983	1948	(23,053.00)	0
36900		0	0	1984	1948	(3,343.75)	0
36900		0	0	1984	1948	(16,510.00)	0
36900		0	0	1985	1948	(2,613.00)	0
36900		0	0	1985	1948	(11,148.00)	0
36900		0	0	1986	1948	(6,293.83)	0
36900		0	0	1987	1948	(3,524.42)	0
36900		0	0	1987	1948	(28.00)	0
36900		0	0	1988	1948	(1,699.66)	0
36900		0	0	1988	1948	(647.00)	0
36900		0	0	1989	1948	(3,447.73)	0
36900		0	0	1989	1948	(324.00)	0
36900		0	0	1990	1948	(3,539.79)	0
36900		0	0	1991	1948	(2,368.86)	0
36900		0	0	1992	1948	(1,258.17)	0

Charnas

AccountNumber	GroupNumber	CompanyNumber	TransactionCode	TransactionYear	InstallationYear	Amount	AdjustedTY
36900		0	0	1994	1948	(2,539.54)	0
36900		0	0	1995	1948	(1,112.13)	0
36900		0	0	1996	1948	(1,667.00)	0
36900		0	0	1997	1948	(1,788.32)	0
36900		0	0	1998	1948	(1,068.61)	0
36900		0	0	1999	1948	(541.54)	0
36900		0	0	2000	1948	(107.00)	0
36900		0	0	2001	1948	(26.00)	0
36900		0	0	2010	1948	(48,450.23)	0
36900		0	0	2011	1948	(2,445.92)	0
36900		0	0	2011	1948	(1,770.54)	0
36900		0	8	2011	1948	25,310.64	0
36900		0	9	1949	1949	156,197.00	0
36900		0	0	1971	1949	(1,558.70)	0
36900		0	0	1972	1949	(1,405.73)	0
36900		0	0	1973	1949	(2,005.49)	0
36900		0	0	1974	1949	(2,211.17)	0
36900		0	0	1975	1949	(3,026.30)	0
36900		0	0	1976	1949	(4,657.76)	0
36900		0	0	1976	1949	(155.00)	0
36900		0	0	1977	1949	(4,242.27)	0
36900		0	0	1978	1949	(11,591.67)	0
36900		0	0	1979	1949	(3,700.31)	0
36900		0	0	1980	1949	(2,664.44)	0
36900		0	0	1981	1949	(1,898.65)	0
36900		0	0	1982	1949	(1,265.41)	0
36900		0	0	1983	1949	(2,437.47)	0
36900		0	0	1984	1949	(3,147.36)	0
36900		0	0	1985	1949	(2,477.55)	0
36900		0	0	1986	1949	(6,015.90)	0
36900		0	0	1987	1949	(3,392.36)	0
36900		0	0	1988	1949	(1,661.43)	0
36900		0	0	1988	1949	(2,177.00)	0
36900		0	0	1989	1949	(3,364.09)	0
36900		0	0	1990	1949	(3,485.62)	0
36900		0	0	1991	1949	(2,349.91)	0
36900		0	0	1991	1949	(248.00)	0
36900		0	0	1992	1949	(1,262.70)	0
36900		0	0	1992	1949	(152.00)	0
36900		0	0	1994	1949	(2,552.01)	0
36900		0	0	1994	1949	(172.00)	0
36900		0	0	1995	1949	(1,129.17)	0
36900		0	0	1995	1949	(76.00)	0
36900		0	0	1996	1949	(1,692.09)	0
36900		0	0	1996	1949	(57.00)	0
36900		0	0	1997	1949	(1,824.18)	0
36900		0	0	1998	1949	(1,098.26)	0
36900		0	0	1998	1949	(12.00)	0
36900		0	0	1999	1949	(564.48)	0
36900		0	0	2010	1949	(41,931.33)	0
36900		0	0	2011	1949	(2,163.62)	0
36900		0	8	2011	1949	30,370.57	0
36900		0	9	1950	1950	125,057.00	0
36900		0	0	1971	1950	(1,047.94)	0
36900		0	0	1972	1950	(951.78)	0
36900		0	0	1973	1950	(1,350.25)	0
36900		0	0	1974	1950	(1,490.60)	0
36900		0	0	1975	1950	(2,026.45)	0
36900		0	0	1976	1950	(3,092.92)	0
36900		0	0	1977	1950	(2,842.71)	0

AccountNumber	GroupNumber	CompanyNumber	TransactionCode	TransactionYear	InstallationYear	Amount	AdjustedTY
36900		0	0	1978	1950	(7,792.53)	0
36900		0	0	1979	1950	(2,543.89)	0
36900		0	0	1980	1950	(1,859.54)	0
36900		0	0	1981	1950	(1,341.81)	0
36900		0	0	1982	1950	(907.62)	0
36900		0	0	1983	1950	(1,721.43)	0
36900		0	0	1984	1950	(2,222.26)	0
36900		0	0	1985	1950	(1,771.23)	0
36900		0	0	1986	1950	(4,301.01)	0
36900		0	0	1987	1950	(2,449.21)	0
36900		0	0	1988	1950	(1,216.48)	0
36900		0	0	1988	1950	(678.00)	0
36900		0	0	1989	1950	(2,458.72)	0
36900		0	0	1989	1950	(645.00)	0
36900		0	0	1990	1950	(2,568.28)	0
36900		0	0	1990	1950	(6,008.00)	0
36900		0	0	1991	1950	(1,744.29)	0
36900		0	0	1991	1950	(2,244.00)	0
36900		0	0	1992	1950	(949.91)	0
36900		0	0	1992	1950	(1,370.00)	0
36900		0	0	1993	1950	(34.00)	0
36900		0	0	1994	1950	(1,918.59)	0
36900		0	0	1994	1950	(1,811.00)	0
36900		0	0	1995	1950	(858.95)	0
36900		0	0	1995	1950	(707.00)	0
36900		0	0	1996	1950	(1,285.10)	0
36900		0	0	1996	1950	(639.00)	0
36900		0	0	1997	1950	(1,391.81)	0
36900		0	0	1997	1950	(932.00)	0
36900		0	0	1998	1950	(844.98)	0
36900		0	0	1998	1950	(473.00)	0
36900		0	0	1999	1950	(438.72)	0
36900		0	0	1999	1950	(254.00)	0
36900		0	0	2000	1950	(843.00)	0
36900		0	0	2001	1950	(41.00)	0
36900		0	0	2002	1950	(34.00)	0
36900		0	0	2010	1950	(26,105.13)	0
36900		0	0	2011	1950	(1,393.45)	0
36900		0	8	2011	1950	25,456.41	0
36900		0	9	1951	1951	96,059.00	0
36900		0	0	1971	1951	(767.40)	0
36900		0	0	1972	1951	(702.38)	0
36900		0	0	1973	1951	(989.02)	0
36900		0	0	1974	1951	(1,092.62)	0
36900		0	0	1975	1951	(1,475.80)	0
36900		0	0	1975	1951	(87.00)	0
36900		0	0	1976	1951	(2,229.21)	0
36900		0	0	1977	1951	(2,069.36)	0
36900		0	0	1978	1951	(5,644.17)	0
36900		0	0	1979	1951	(1,895.60)	0
36900		0	0	1980	1951	(1,406.69)	0
36900		0	0	1981	1951	(1,028.97)	0
36900		0	0	1982	1951	(705.13)	0
36900		0	0	1983	1951	(1,319.95)	0
36900		0	0	1984	1951	(1,698.40)	0
36900		0	0	1985	1951	(1,364.57)	0
36900		0	0	1986	1951	(3,312.51)	0
36900		0	0	1987	1951	(1,906.69)	0
36900		0	0	1987	1951	(6,193.00)	0
36900		0	0	1988	1951	(964.36)	0

Charnas

AccountNumber	GroupNumber	CompanyNumber	TransactionCode	TransactionYear	InstallationYear	Amount	AdjustedTY
36900			0	1988	1951	(843.00)	0
36900		0	0	1989	1951	(1,934.82)	0
36900			0	1989	1951	(1,369.00)	0
36900		0	0	1990	1951	(2,037.05)	0
36900		0	0	1991	1951	(1,398.31)	0
36900			0	1991	1951	(352.00)	0
36900		0	0	1992	1951	(771.32)	0
36900			0	1992	1951	(139.00)	0
36900		0	0	1994	1951	(1,551.71)	0
36900			0	1994	1951	(627.00)	0
36900		0	0	1995	1951	(704.93)	0
36900			0	1995	1951	(213.00)	0
36900		0	0	1996	1951	(1,051.41)	0
36900			0	1996	1951	(74.00)	0
36900		0	0	1997	1951	(1,143.91)	0
36900			0	1997	1951	(97.00)	0
36900		0	0	1998	1951	(700.83)	0
36900			0	1998	1951	(156.00)	0
36900		0	0	1999	1951	(369.74)	0
36900			0	2004	1951	(24.90)	0
36900			0	2010	1951	(19,755.64)	0
36900			0	2011	1951	(1,069.72)	0
36900			8	2011	1951	22,821.88	0
36900			9	1952	1952	151,433.00	0
36900		0	0	1971	1952	(1,074.90)	0
36900		0	0	1972	1952	(986.88)	0
36900		0	0	1973	1952	(1,385.17)	0
36900		0	0	1974	1952	(1,531.55)	0
36900		0	0	1975	1952	(2,056.04)	0
36900		0	0	1976	1952	(3,077.36)	0
36900		0	0	1977	1952	(2,879.94)	0
36900		0	0	1978	1952	(7,758.13)	0
36900		0	0	1979	1952	(2,693.90)	0
36900			0	1979	1952	(43.00)	0
36900		0	0	1980	1952	(2,026.09)	0
36900			0	1980	1952	(89.00)	0
36900		0	0	1981	1952	(1,501.11)	0
36900		0	0	1982	1952	(1,043.78)	0
36900		0	0	1983	1952	(1,922.00)	0
36900		0	0	1984	1952	(2,474.21)	0
36900		0	0	1985	1952	(2,010.02)	0
36900		0	0	1986	1952	(4,836.99)	0
36900			0	1986	1952	(3,767.00)	0
36900		0	0	1987	1952	(2,819.53)	0
36900		0	0	1988	1952	(1,454.19)	0
36900			0	1988	1952	(7,673.00)	0
36900		0	0	1989	1952	(2,894.00)	0
36900			0	1989	1952	(2,496.00)	0
36900		0	0	1990	1952	(3,066.38)	0
36900			0	1990	1952	(1,926.00)	0
36900		0	0	1991	1952	(2,121.97)	0
36900			0	1991	1952	(1,173.00)	0
36900		0	0	1992	1952	(1,189.09)	0
36900			0	1992	1952	(934.00)	0
36900		0	0	1994	1952	(2,381.57)	0
36900			0	1994	1952	(1,128.00)	0
36900		0	0	1995	1952	(1,097.77)	0
36900			0	1995	1952	(248.00)	0
36900		0	0	1996	1952	(1,631.70)	0
36900			0	1996	1952	(71.00)	0

Charnas

AccountNumber	GroupNumber	CompanyNumber	TransactionCode	TransactionYear	InstallationYear	Amount	AdjustedTY
36900		0	0	1997	1952	(1,779.96)	0
36900			0	1997	1952	(91.00)	0
36900		0	0	1998	1952	(1,100.76)	0
36900			0	1998	1952	(91.00)	0
36900		0	0	1999	1952	(588.34)	0
36900			0	1999	1952	(37.00)	0
36900			0	2000	1952	(17.00)	0
36900			0	2001	1952	(129.00)	0
36900			0	2004	1952	(51.60)	0
36900			0	2010	1952	(29,770.93)	0
36900			0	2011	1952	(1,617.52)	0
36900			8	2011	1952	38,696.62	0
36900			9	1953	1953	84,080.00	0
36900		0	0	1971	1953	(419.89)	0
36900		0	0	1972	1953	(389.29)	0
36900		0	0	1973	1953	(541.72)	0
36900		0	0	1974	1953	(598.91)	0
36900		0	0	1975	1953	(800.91)	0
36900		0	0	1976	1953	(1,188.01)	0
36900		0	0	1977	1953	(1,120.23)	0
36900		0	0	1978	1953	(2,962.87)	0
36900		0	0	1979	1953	(1,067.92)	0
36900		0	0	1980	1953	(814.13)	0
36900		0	0	1981	1953	(612.02)	0
36900		0	0	1982	1953	(430.41)	0
36900		0	0	1983	1953	(783.00)	0
36900			0	1983	1953	(4,528.00)	0
36900		0	0	1984	1953	(1,001.67)	0
36900		0	0	1985	1953	(820.63)	0
36900		0	0	1986	1953	(1,959.53)	0
36900			0	1986	1953	(7,792.00)	0
36900		0	0	1987	1953	(1,160.00)	0
36900			0	1987	1953	(8,174.00)	0
36900		0	0	1988	1953	(609.81)	0
36900			0	1988	1953	(4,780.00)	0
36900		0	0	1989	1953	(1,199.80)	0
36900			0	1989	1953	(769.00)	0
36900		0	0	1990	1953	(1,278.78)	0
36900			0	1990	1953	(217.00)	0
36900		0	0	1991	1953	(895.18)	0
36900			0	1991	1953	(250.00)	0
36900		0	0	1992	1953	(509.08)	0
36900			0	1992	1953	(292.00)	0
36900			0	1993	1953	(47.00)	0
36900		0	0	1994	1953	(1,013.26)	0
36900			0	1994	1953	(189.00)	0
36900		0	0	1995	1953	(474.55)	0
36900			0	1995	1953	(66.00)	0
36900		0	0	1996	1953	(702.41)	0
36900		0	0	1997	1953	(768.11)	0
36900		0	0	1998	1953	(480.15)	0
36900			0	1998	1953	(58.00)	0
36900		0	0	1999	1953	(260.30)	0
36900			0	1999	1953	(39.00)	0
36900			0	2000	1953	(239.00)	0
36900			0	2002	1953	(19.00)	0
36900			0	2004	1953	(19.33)	0
36900			0	2010	1953	(12,871.16)	0
36900			0	2011	1953	(726.27)	0
36900			8	2011	1953	18,141.67	0

AccountNumber	GroupNumber	CompanyNumber	TransactionCode	TransactionYear	InstallationYear	Amount	AdjustedTY
36900			9	1954	1954	219,013.00	0
36900			0	1963	1954	(4,711.00)	0
36900			0	1964	1954	(13,784.00)	0
36900			0	1965	1954	(4,736.00)	0
36900			0	1966	1954	(4,062.00)	0
36900			0	1967	1954	(4,106.00)	0
36900			0	1968	1954	(4,469.00)	0
36900			0	1969	1954	(3,002.00)	0
36900			0	1970	1954	(3,776.00)	0
36900		0	0	1971	1954	(57.67)	0
36900			0	1971	1954	(14,285.00)	0
36900		0	0	1972	1954	(53.68)	0
36900			0	1972	1954	(14,161.00)	0
36900		0	0	1973	1954	(74.44)	0
36900			0	1973	1954	(14,552.00)	0
36900		0	0	1974	1954	(82.50)	0
36900			0	1974	1954	(14,164.00)	0
36900		0	0	1975	1954	(109.76)	0
36900			0	1975	1954	(13,332.00)	0
36900		0	0	1976	1954	(161.34)	0
36900			0	1976	1954	(10,124.00)	0
36900		0	0	1977	1954	(153.29)	0
36900			0	1977	1954	(12,176.00)	0
36900		0	0	1978	1954	(396.22)	0
36900			0	1978	1954	(10,781.00)	0
36900		0	0	1979	1954	(148.66)	0
36900			0	1979	1954	(11,738.00)	0
36900		0	0	1980	1954	(114.94)	0
36900			0	1980	1954	(13,550.00)	0
36900		0	0	1981	1954	(87.23)	0
36900			0	1981	1954	(9,346.00)	0
36900		0	0	1982	1954	(62.14)	0
36900			0	1982	1954	(10,579.00)	0
36900		0	0	1983	1954	(111.42)	0
36900			0	1983	1954	(8,735.00)	0
36900		0	0	1984	1954	(142.36)	0
36900		0	0	1985	1954	(118.04)	0
36900			0	1985	1954	(1,803.00)	0
36900		0	0	1986	1954	(277.40)	0
36900			0	1986	1954	(615.00)	0
36900		0	0	1987	1954	(166.71)	0
36900		0	0	1988	1954	(89.40)	0
36900			0	1988	1954	(4,844.00)	0
36900		0	0	1989	1954	(174.03)	0
36900			0	1989	1954	(542.00)	0
36900		0	0	1990	1954	(186.39)	0
36900			0	1990	1954	(301.00)	0
36900		0	0	1991	1954	(132.04)	0
36900			0	1991	1954	(404.00)	0
36900		0	0	1992	1954	(76.18)	0
36900			0	1992	1954	(246.00)	0
36900		0	0	1994	1954	(150.28)	0
36900			0	1994	1954	(175.00)	0
36900		0	0	1995	1954	(71.70)	0
36900			0	1995	1954	(85.00)	0
36900		0	0	1996	1954	(105.61)	0
36900			0	1996	1954	(42.00)	0
36900		0	0	1997	1954	(115.75)	0
36900		0	0	1998	1954	(73.16)	0
36900		0	0	1999	1954	(40.26)	0

AccountNumber	GroupNumber	CompanyNumber	TransactionCode	TransactionYear	InstallationYear	Amount	AdjustedTY
36900			0	2000	1954	(337.00)	0
36900			0	2001	1954	(21.00)	0
36900			0	2010	1954	(2,812.70)	0
36900			0	2011	1954	(711.55)	0
36900			8	2011	1954	2,372.15	0
36900			9	1955	1955	277,208.00	0
36900			0	1963	1955	(1,981.00)	0
36900			0	1964	1955	(2,859.00)	0
36900			0	1965	1955	(4,519.00)	0
36900			0	1966	1955	(3,752.00)	0
36900			0	1967	1955	(3,618.00)	0
36900			0	1968	1955	(2,985.00)	0
36900			0	1969	1955	(3,184.00)	0
36900			0	1970	1955	(6,532.00)	0
36900		0	0	1971	1955	(430.51)	0
36900			0	1971	1955	(7,245.00)	0
36900		0	0	1972	1955	(403.85)	0
36900			0	1972	1955	(5,025.00)	0
36900		0	0	1973	1955	(555.95)	0
36900			0	1973	1955	(5,415.00)	0
36900		0	0	1974	1955	(616.88)	0
36900			0	1974	1955	(2,895.00)	0
36900		0	0	1975	1955	(816.63)	0
36900			0	1975	1955	(3,046.00)	0
36900		0	0	1976	1955	(1,188.80)	0
36900			0	1976	1955	(2,365.00)	0
36900		0	0	1977	1955	(1,138.88)	0
36900			0	1977	1955	(4,316.00)	0
36900		0	0	1978	1955	(2,867.47)	0
36900			0	1978	1955	(3,734.00)	0
36900		0	0	1979	1955	(1,121.72)	0
36900			0	1979	1955	(2,667.00)	0
36900		0	0	1980	1955	(879.11)	0
36900			0	1980	1955	(3,459.00)	0
36900		0	0	1981	1955	(676.09)	0
36900			0	1981	1955	(2,222.00)	0
36900		0	0	1982	1955	(485.88)	0
36900			0	1982	1955	(2,662.00)	0
36900		0	0	1983	1955	(862.07)	0
36900			0	1983	1955	(599.00)	0
36900		0	0	1984	1955	(1,096.40)	0
36900			0	1984	1955	(13,798.00)	0
36900		0	0	1985	1955	(914.12)	0
36900			0	1985	1955	(9,007.00)	0
36900		0	0	1986	1955	(2,119.87)	0
36900			0	1986	1955	(9,021.00)	0
36900		0	0	1987	1955	(1,295.96)	0
36900			0	1987	1955	(8,175.00)	0
36900		0	0	1988	1955	(708.72)	0
36900			0	1988	1955	(9,883.00)	0
36900		0	0	1989	1955	(1,363.88)	0
36900			0	1989	1955	(11,271.00)	0
36900		0	0	1990	1955	(1,466.84)	0
36900			0	1990	1955	(13,472.00)	0
36900		0	0	1991	1955	(1,048.43)	0
36900			0	1991	1955	(11,727.00)	0
36900		0	0	1992	1955	(615.66)	0
36900			0	1992	1955	(7,640.00)	0
36900		0	0	1994	1955	(1,204.17)	0
36900			0	1994	1955	(13,025.00)	0

AccountNumber	GroupNumber	CompanyNumber	TransactionCode	TransactionYear	InstallationYear	Amount	AdjustedTY
36900		0	0	1995	1955	(584.46)	0
36900			0	1995	1955	(6,547.00)	0
36900		0	0	1996	1955	(856.26)	0
36900			0	1996	1955	(7,965.00)	0
36900		0	0	1997	1955	(940.13)	0
36900			0	1997	1955	(5,967.00)	0
36900		0	0	1998	1955	(600.94)	0
36900			0	1998	1955	(3,086.00)	0
36900		0	0	1999	1955	(334.30)	0
36900			0	1999	1955	(3,610.00)	0
36900			0	2000	1955	(203.00)	0
36900			0	2004	1955	(18.16)	0
36900			0	2010	1955	(13,351.31)	0
36900			0	2011	1955	(728.65)	0
36900			8	2011	1955	26,438.90	0
36900			9	1956	1956	318,651.00	0
36900			0	1963	1956	(2,796.00)	0
36900			0	1964	1956	(3,915.00)	0
36900			0	1965	1956	(2,542.00)	0
36900			0	1966	1956	(3,531.00)	0
36900			0	1967	1956	(2,575.00)	0
36900			0	1968	1956	(3,572.00)	0
36900			0	1969	1956	(3,338.00)	0
36900			0	1970	1956	(4,853.00)	0
36900		0	0	1971	1956	(1,294.14)	0
36900			0	1971	1956	(3,864.00)	0
36900		0	0	1972	1956	(1,219.00)	0
36900			0	1972	1956	(5,984.00)	0
36900		0	0	1973	1956	(1,673.84)	0
36900			0	1973	1956	(3,665.00)	0
36900		0	0	1974	1956	(1,859.55)	0
36900			0	1974	1956	(2,869.00)	0
36900		0	0	1975	1956	(2,450.49)	0
36900			0	1975	1956	(2,497.00)	0
36900		0	0	1976	1956	(3,540.92)	0
36900			0	1976	1956	(4,417.00)	0
36900		0	0	1977	1956	(3,413.49)	0
36900			0	1977	1956	(2,281.00)	0
36900		0	0	1978	1956	(8,356.71)	0
36900			0	1978	1956	(1,512.00)	0
36900		0	0	1979	1956	(3,409.97)	0
36900			0	1979	1956	(2,348.00)	0
36900		0	0	1980	1956	(2,701.13)	0
36900			0	1980	1956	(3,776.00)	0
36900		0	0	1981	1956	(2,098.52)	0
36900			0	1981	1956	(2,880.00)	0
36900		0	0	1982	1956	(1,529.85)	0
36900			0	1982	1956	(2,441.00)	0
36900		0	0	1983	1956	(2,676.07)	0
36900			0	1983	1956	(2,730.00)	0
36900		0	0	1984	1956	(3,391.44)	0
36900			0	1984	1956	(1,960.00)	0
36900		0	0	1985	1956	(2,863.86)	0
36900			0	1985	1956	(2,207.00)	0
36900		0	0	1986	1956	(6,505.89)	0
36900			0	1986	1956	(5,915.00)	0
36900		0	0	1987	1956	(4,053.51)	0
36900			0	1987	1956	(1,513.00)	0
36900		0	0	1988	1956	(2,260.66)	0
36900			0	1988	1956	(2,064.00)	0

Charnas

AccountNumber	GroupNumber	CompanyNumber	TransactionCode	TransactionYear	InstallationYear	Amount	AdjustedTY
36900		0	0	1989	1956	(4,282.04)	0
36900			0	1989	1956	(5,145.00)	0
36900		0	0	1990	1956	(4,620.79)	0
36900			0	1990	1956	(3,344.00)	0
36900		0	0	1991	1956	(3,352.63)	0
36900			0	1991	1956	(2,455.00)	0
36900		0	0	1992	1956	(1,997.55)	0
36900			0	1992	1956	(1,456.00)	0
36900			0	1993	1956	(20.00)	0
36900		0	0	1994	1956	(3,867.15)	0
36900			0	1994	1956	(1,290.00)	0
36900		0	0	1995	1956	(1,911.83)	0
36900			0	1995	1956	(222.00)	0
36900		0	0	1996	1956	(2,784.72)	0
36900			0	1996	1956	(471.00)	0
36900		0	0	1997	1956	(3,061.74)	0
36900			0	1997	1956	(520.00)	0
36900		0	0	1998	1956	(1,979.87)	0
36900			0	1998	1956	(126.00)	0
36900		0	0	1999	1956	(1,119.39)	0
36900			0	1999	1956	(604.00)	0
36900			0	2001	1956	(499.00)	0
36900			0	2002	1956	(38.00)	0
36900			0	2004	1956	(76.74)	0
36900			0	2010	1956	(40,107.34)	0
36900			0	2011	1956	(2,297.52)	0
36900			8	2011	1956	93,657.65	0
36900			9	1957	1957	353,455.00	0
36900			0	1963	1957	(1,439.00)	0
36900			0	1964	1957	(1,453.00)	0
36900			0	1965	1957	(1,666.00)	0
36900			0	1966	1957	(1,993.00)	0
36900			0	1967	1957	(3,300.00)	0
36900			0	1968	1957	(2,975.00)	0
36900			0	1969	1957	(3,450.00)	0
36900			0	1970	1957	(4,757.00)	0
36900		0	0	1971	1957	(1,367.81)	0
36900			0	1971	1957	(2,690.00)	0
36900		0	0	1972	1957	(1,301.23)	0
36900			0	1972	1957	(2,277.00)	0
36900		0	0	1973	1957	(1,775.26)	0
36900			0	1973	1957	(1,683.00)	0
36900		0	0	1974	1957	(1,974.23)	0
36900			0	1974	1957	(2,695.00)	0
36900		0	0	1975	1957	(2,591.21)	0
36900			0	1975	1957	(1,927.00)	0
36900		0	0	1976	1957	(3,718.90)	0
36900			0	1976	1957	(2,298.00)	0
36900		0	0	1977	1957	(3,606.73)	0
36900			0	1977	1957	(3,398.00)	0
36900		0	0	1978	1957	(8,580.81)	0
36900			0	1978	1957	(1,222.00)	0
36900		0	0	1979	1957	(3,650.16)	0
36900			0	1979	1957	(5,785.00)	0
36900		0	0	1980	1957	(2,926.53)	0
36900			0	1980	1957	(1,737.00)	0
36900		0	0	1981	1957	(2,303.32)	0
36900			0	1981	1957	(7,620.00)	0
36900		0	0	1982	1957	(1,693.67)	0
36900			0	1982	1957	(7,100.00)	0

Charnas

AccountNumber	GroupNumber	CompanyNumber	TransactionCode	TransactionYear	InstallationYear	Amount	AdjustedTY
36900		0	0	1983	1957	(2,930.04)	0
36900			0	1983	1957	(6,956.00)	0
36900		0	0	1984	1957	(3,696.01)	0
36900			0	1984	1957	(5,058.00)	0
36900		0	0	1985	1957	(3,139.55)	0
36900			0	1985	1957	(7,054.00)	0
36900		0	0	1986	1957	(7,013.36)	0
36900		0	0	1987	1957	(4,444.64)	0
36900			0	1987	1957	(1,594.00)	0
36900		0	0	1988	1957	(2,533.56)	0
36900			0	1988	1957	(1,081.00)	0
36900		0	0	1989	1957	(4,735.74)	0
36900			0	1989	1957	(2,394.00)	0
36900		0	0	1990	1957	(5,123.08)	0
36900			0	1990	1957	(2,611.00)	0
36900		0	0	1991	1957	(3,754.92)	0
36900			0	1991	1957	(2,316.00)	0
36900		0	0	1992	1957	(2,274.38)	0
36900			0	1992	1957	(895.00)	0
36900		0	0	1994	1957	(4,348.90)	0
36900			0	1994	1957	(4,442.00)	0
36900		0	0	1995	1957	(2,193.84)	0
36900			0	1995	1957	(1,241.00)	0
36900		0	0	1996	1957	(3,176.10)	0
36900			3	1996	1957	1.00	0
36900			0	1996	1957	(750.00)	0
36900		0	0	1997	1957	(3,495.62)	0
36900			0	1997	1957	(594.00)	0
36900		0	0	1998	1957	(2,287.07)	0
36900			0	1998	1957	(468.00)	0
36900		0	0	1999	1957	(1,307.38)	0
36900			0	1999	1957	(213.00)	0
36900			0	2000	1957	(42.00)	0
36900			0	2001	1957	(42.00)	0
36900			0	2004	1957	(84.14)	0
36900			0	2010	1957	(43,418.79)	0
36900			0	2011	1957	(2,559.55)	0
36900			8	2011	1957	116,233.47	0
36900			9	1958	1958	362,177.00	0
36900			0	1963	1958	(2,102.00)	0
36900			0	1964	1958	(4,189.00)	0
36900			0	1965	1958	(4,320.00)	0
36900			0	1966	1958	(4,079.00)	0
36900			0	1967	1958	(4,380.00)	0
36900			0	1968	1958	(4,220.00)	0
36900			0	1969	1958	(5,778.00)	0
36900			0	1970	1958	(6,185.00)	0
36900		0	0	1971	1958	(1,027.64)	0
36900			0	1971	1958	(7,049.00)	0
36900		0	0	1972	1958	(981.73)	0
36900			0	1972	1958	(6,196.00)	0
36900		0	0	1973	1958	(1,331.02)	0
36900			0	1973	1958	(5,615.00)	0
36900		0	0	1974	1958	(1,482.78)	0
36900			0	1974	1958	(6,888.00)	0
36900		0	0	1975	1958	(1,942.26)	0
36900			0	1975	1958	(5,888.00)	0
36900		0	0	1976	1958	(2,768.43)	0
36900			0	1976	1958	(11,642.00)	0
36900		0	0	1977	1958	(2,699.66)	0

Charnas

AccountNumber	GroupNumber	CompanyNumber	TransactionCode	TransactionYear	InstallationYear	Amount	AdjustedTY
36900			0	1977	1958	(12,154.00)	0
36900		0	0	1978	1958	(6,251.41)	0
36900			0	1978	1958	(8,487.00)	0
36900		0	0	1979	1958	(2,768.45)	0
36900			0	1979	1958	(2,269.00)	0
36900		0	0	1980	1958	(2,246.32)	0
36900			0	1980	1958	(5,297.00)	0
36900		0	0	1981	1958	(1,780.48)	0
36900			0	1981	1958	(6,582.00)	0
36900		0	0	1982	1958	(1,327.04)	0
36900			0	1982	1958	(6,378.00)	0
36900		0	0	1983	1958	(2,268.07)	0
36900			0	1983	1958	(5,054.00)	0
36900		0	0	1984	1958	(2,855.77)	0
36900			0	1984	1958	(2,509.00)	0
36900		0	0	1985	1958	(2,449.06)	0
36900			0	1985	1958	(2,639.00)	0
36900		0	0	1986	1958	(5,348.42)	0
36900			0	1986	1958	(3,236.00)	0
36900		0	0	1987	1958	(3,454.59)	0
36900			0	1987	1958	(3,211.00)	0
36900		0	0	1988	1958	(2,005.95)	0
36900			0	1988	1958	(2,382.00)	0
36900		0	0	1989	1958	(3,694.42)	0
36900			0	1989	1958	(4,016.00)	0
36900		0	0	1990	1958	(4,007.37)	0
36900			0	1990	1958	(1,956.00)	0
36900		0	0	1991	1958	(2,972.92)	0
36900			0	1991	1958	(1,997.00)	0
36900		0	0	1992	1958	(1,829.79)	0
36900			0	1992	1958	(930.00)	0
36900		0	0	1994	1958	(3,462.41)	0
36900			0	1994	1958	(2,237.00)	0
36900		0	0	1995	1958	(1,778.05)	0
36900			0	1995	1958	(1,152.00)	0
36900		0	0	1996	1958	(2,558.14)	0
36900			0	1996	1958	(1,856.00)	0
36900		0	0	1997	1958	(2,817.51)	0
36900			0	1997	1958	(1,002.00)	0
36900		0	0	1998	1958	(1,865.14)	0
36900			0	1998	1958	(860.00)	0
36900		0	0	1999	1958	(1,080.86)	0
36900			0	1999	1958	(473.00)	0
36900			0	2000	1958	(1,669.00)	0
36900			0	2002	1958	(98.00)	0
36900			0	2003	1958	(30.13)	0
36900			0	2004	1958	(322.16)	0
36900			0	2010	1958	(31,168.88)	0
36900			0	2011	1958	(1,950.30)	0
36900			8	2011	1958	100,674.84	0
36900			9	1959	1959	381,068.00	0
36900			0	1963	1959	(2,440.00)	0
36900			0	1964	1959	(3,117.00)	0
36900			0	1965	1959	(3,926.00)	0
36900			0	1966	1959	(3,084.00)	0
36900			0	1967	1959	(1,939.00)	0
36900			0	1968	1959	(1,942.00)	0
36900			0	1969	1959	(3,329.00)	0
36900			0	1970	1959	(3,980.00)	0
36900		0	0	1971	1959	(1,330.57)	0

AccountNumber	GroupNumber	CompanyNumber	TransactionCode	TransactionYear	InstallationYear	Amount	AdjustedTY
36900			0	1971	1959	(3,844.00)	0
36900		0	0	1972	1959	(1,278.88)	0
36900			0	1972	1959	(6,638.00)	0
36900		0	0	1973	1959	(1,723.91)	0
36900			0	1973	1959	(4,448.00)	0
36900		0	0	1974	1959	(1,923.37)	0
36900			0	1974	1959	(5,763.00)	0
36900		0	0	1975	1959	(2,508.93)	0
36900			0	1975	1959	(2,941.00)	0
36900		0	0	1976	1959	(3,549.59)	0
36900			0	1976	1959	(2,948.00)	0
36900		0	0	1977	1959	(3,487.01)	0
36900			0	1977	1959	(2,616.00)	0
36900		0	0	1978	1959	(7,860.82)	0
36900			0	1978	1959	(5,977.00)	0
36900		0	0	1979	1959	(3,617.24)	0
36900			0	1979	1959	(2,857.00)	0
36900		0	0	1980	1959	(2,968.19)	0
36900			0	1980	1959	(2,635.00)	0
36900		0	0	1981	1959	(2,380.63)	0
36900			0	1981	1959	(2,137.00)	0
36900		0	0	1982	1959	(1,789.45)	0
36900			0	1982	1959	(1,538.00)	0
36900		0	0	1983	1959	(3,025.32)	0
36900			0	1983	1959	(1,124.00)	0
36900		0	0	1984	1959	(3,790.56)	0
36900			0	1984	1959	(986.00)	0
36900		0	0	1985	1959	(3,273.30)	0
36900			0	1985	1959	(1,225.00)	0
36900		0	0	1986	1959	(7,021.14)	0
36900			0	1986	1959	(5,276.00)	0
36900		0	0	1987	1959	(4,625.34)	0
36900			0	1987	1959	(1,741.00)	0
36900		0	0	1988	1959	(2,729.52)	0
36900			0	1988	1959	(1,563.00)	0
36900		0	0	1989	1959	(4,964.56)	0
36900			0	1989	1959	(1,349.00)	0
36900		0	0	1990	1959	(5,391.15)	0
36900			0	1990	1959	(1,413.00)	0
36900		0	0	1991	1959	(4,055.02)	0
36900			0	1991	1959	(978.00)	0
36900		0	0	1992	1959	(2,530.12)	0
36900			0	1992	1959	(391.00)	0
36900		0	0	1994	1959	(4,730.93)	0
36900			0	1994	1959	(815.00)	0
36900		0	0	1995	1959	(2,476.12)	0
36900			0	1995	1959	(531.00)	0
36900		0	0	1996	1959	(3,539.61)	0
36900			0	1996	1959	(481.00)	0
36900		0	0	1997	1959	(3,899.68)	0
36900			0	1997	1959	(387.00)	0
36900		0	0	1998	1959	(2,612.63)	0
36900			0	1998	1959	(109.00)	0
36900		0	0	1999	1959	(1,535.09)	0
36900			0	1999	1959	(217.00)	0
36900			0	2000	1959	(1,000.00)	0
36900			0	2002	1959	(61.00)	0
36900			0	2010	1959	(44,397.39)	0
36900			0	2011	1959	(2,547.50)	0
36900			8	2011	1959	151,758.43	0

Charnas

AccountNumber	GroupNumber	CompanyNumber	TransactionCode	TransactionYear	InstallationYear	Amount	AdjustedTY
36900			9	1960	1960	361,797.00	0
36900			0	1963	1960	(3,891.00)	0
36900			0	1964	1960	(5,037.00)	0
36900			0	1965	1960	(6,409.00)	0
36900			0	1966	1960	(6,254.00)	0
36900			0	1967	1960	(8,174.00)	0
36900			0	1968	1960	(7,277.00)	0
36900			0	1969	1960	(8,173.00)	0
36900			0	1970	1960	(10,284.00)	0
36900		0	0	1971	1960	(392.98)	0
36900			0	1971	1960	(10,091.00)	0
36900		0	0	1972	1960	(381.29)	0
36900			0	1972	1960	(9,550.00)	0
36900		0	0	1973	1960	(511.34)	0
36900			0	1973	1960	(11,538.00)	0
36900		0	0	1974	1960	(571.24)	0
36900			0	1974	1960	(9,070.00)	0
36900		0	0	1975	1960	(742.06)	0
36900			0	1975	1960	(8,306.00)	0
36900		0	0	1976	1960	(1,044.14)	0
36900			0	1976	1960	(11,977.00)	0
36900		0	0	1977	1960	(1,031.62)	0
36900			0	1977	1960	(11,300.00)	0
36900		0	0	1978	1960	(2,265.94)	0
36900			0	1978	1960	(9,793.00)	0
36900		0	0	1979	1960	(1,081.86)	0
36900			0	1979	1960	(8,249.00)	0
36900		0	0	1980	1960	(895.41)	0
36900			0	1980	1960	(8,737.00)	0
36900		0	0	1981	1960	(725.26)	0
36900			0	1981	1960	(7,819.00)	0
36900		0	0	1982	1960	(550.62)	0
36900			0	1982	1960	(9,302.00)	0
36900		0	0	1983	1960	(923.69)	0
36900			0	1983	1960	(12,888.00)	0
36900		0	0	1984	1960	(1,153.74)	0
36900			0	1984	1960	(8,757.00)	0
36900		0	0	1985	1960	(1,005.99)	0
36900			0	1985	1960	(7,972.00)	0
36900		0	0	1986	1960	(2,109.74)	0
36900			0	1986	1960	(4,326.00)	0
36900		0	0	1987	1960	(1,412.54)	0
36900			0	1987	1960	(5,926.00)	0
36900		0	0	1988	1960	(850.94)	0
36900			0	1988	1960	(6,373.00)	0
36900		0	0	1989	1960	(1,526.98)	0
36900			0	1989	1960	(6,774.00)	0
36900		0	0	1990	1960	(1,661.21)	0
36900			0	1990	1960	(8,301.00)	0
36900		0	0	1991	1960	(1,259.46)	0
36900			0	1991	1960	(6,409.00)	0
36900		0	0	1992	1960	(799.35)	0
36900			0	1992	1960	(4,299.00)	0
36900			0	1993	1960	(28.00)	0
36900		0	0	1994	1960	(1,475.65)	0
36900			0	1994	1960	(7,377.00)	0
36900		0	0	1995	1960	(787.69)	0
36900			0	1995	1960	(4,747.00)	0
36900		0	0	1996	1960	(1,117.68)	0
36900			0	1996	1960	(3,418.00)	0

Charnas

AccountNumber	GroupNumber	CompanyNumber	TransactionCode	TransactionYear	InstallationYear	Amount	AdjustedTY
36900		0	0	1997	1960	(1,231.64)	0
36900			0	1997	1960	(3,835.00)	0
36900		0	0	1998	1960	(835.76)	0
36900			0	1998	1960	(5,370.00)	0
36900		0	0	1999	1960	(495.75)	0
36900			0	1999	1960	(2,268.00)	0
36900			0	2000	1960	(4,120.00)	0
36900			0	2001	1960	(26.00)	0
36900			0	2003	1960	(65.63)	0
36900			0	2004	1960	(630.36)	0
36900			0	2010	1960	(13,294.34)	0
36900			0	2011	1960	(709.80)	0
36900			8	2011	1960	43,810.30	0
36900			9	1961	1961	365,700.00	0
36900			0	1963	1961	(2,052.00)	0
36900			0	1964	1961	(1,686.00)	0
36900			0	1965	1961	(2,674.00)	0
36900			0	1966	1961	(702.00)	0
36900			0	1967	1961	(2,084.00)	0
36900			0	1968	1961	(1,662.00)	0
36900			0	1969	1961	(2,451.00)	0
36900			0	1970	1961	(1,360.00)	0
36900		0	0	1971	1961	(1,137.06)	0
36900			0	1971	1961	(1,298.00)	0
36900		0	0	1972	1961	(1,108.83)	0
36900			0	1972	1961	(1,321.00)	0
36900		0	0	1973	1961	(1,479.69)	0
36900			0	1973	1961	(1,557.00)	0
36900		0	0	1974	1961	(1,655.09)	0
36900			0	1974	1961	(648.00)	0
36900		0	0	1975	1961	(2,140.94)	0
36900			0	1975	1961	(1,124.00)	0
36900		0	0	1976	1961	(2,996.48)	0
36900			0	1976	1961	(1,700.00)	0
36900		0	0	1977	1961	(2,977.62)	0
36900			0	1977	1961	(1,741.00)	0
36900		0	0	1978	1961	(6,386.69)	0
36900			0	1978	1961	(2,056.00)	0
36900		0	0	1979	1961	(3,155.62)	0
36900			0	1979	1961	(1,877.00)	0
36900		0	0	1980	1961	(2,640.81)	0
36900			0	1980	1961	(1,733.00)	0
36900		0	0	1981	1961	(2,161.24)	0
36900			0	1981	1961	(3,160.00)	0
36900		0	0	1982	1961	(1,655.78)	0
36900			0	1982	1961	(1,122.00)	0
36900		0	0	1983	1961	(2,746.68)	0
36900			0	1983	1961	(1,022.00)	0
36900		0	0	1984	1961	(3,428.03)	0
36900			0	1984	1961	(1,199.00)	0
36900		0	0	1985	1961	(3,000.44)	0
36900		0	0	1986	1961	(6,185.54)	0
36900			0	1986	1961	(2,277.00)	0
36900		0	0	1987	1961	(4,218.36)	0
36900			0	1987	1961	(2,838.00)	0
36900		0	0	1988	1961	(2,584.74)	0
36900			0	1988	1961	(2,723.00)	0
36900		0	0	1989	1961	(4,565.95)	0
36900			0	1989	1961	(2,837.00)	0
36900		0	0	1990	1961	(4,970.77)	0

Charnas

AccountNumber	GroupNumber	CompanyNumber	TransactionCode	TransactionYear	InstallationYear	Amount	AdjustedTY
36900			0	1990	1961	(2,155.00)	0
36900		0	0	1991	1961	(3,824.98)	0
36900			0	1991	1961	(3,435.00)	0
36900		0	0	1992	1961	(2,459.41)	0
36900			0	1992	1961	(2,170.00)	0
36900		0	0	1994	1961	(4,493.72)	0
36900			0	1994	1961	(3,543.00)	0
36900		0	0	1995	1961	(2,439.19)	0
36900			0	1995	1961	(1,330.00)	0
36900		0	0	1996	1961	(3,440.66)	0
36900			0	1996	1961	(1,300.00)	0
36900		0	0	1997	1961	(3,791.82)	0
36900			0	1997	1961	(726.00)	0
36900		0	0	1998	1961	(2,599.32)	0
36900			0	1998	1961	(974.00)	0
36900		0	0	1999	1961	(1,566.53)	0
36900			0	1999	1961	(210.00)	0
36900			0	2000	1961	(961.00)	0
36900			0	2001	1961	(563.00)	0
36900			0	2003	1961	(32.34)	0
36900			0	2004	1961	(134.03)	0
36900			0	2010	1961	(40,723.41)	0
36900			0	2011	1961	(2,406.17)	0
36900			8	2011	1961	172,321.06	0
36900			9	1962	1962	375,848.00	0
36900			0	1963	1962	(5,083.00)	0
36900			0	1964	1962	(2,757.00)	0
36900			0	1965	1962	(3,451.00)	0
36900			0	1966	1962	(2,342.00)	0
36900			0	1967	1962	(2,126.00)	0
36900			0	1968	1962	(2,290.00)	0
36900			0	1969	1962	(1,447.00)	0
36900			0	1970	1962	(3,922.00)	0
36900		0	0	1971	1962	(944.93)	0
36900			0	1971	1962	(4,798.00)	0
36900		0	0	1972	1962	(927.72)	0
36900			0	1972	1962	(4,342.00)	0
36900		0	0	1973	1962	(1,227.55)	0
36900			0	1973	1962	(4,093.00)	0
36900		0	0	1974	1962	(1,375.46)	0
36900			0	1974	1962	(4,661.00)	0
36900		0	0	1975	1962	(1,773.22)	0
36900			0	1975	1962	(1,816.00)	0
36900		0	0	1976	1962	(2,466.59)	0
36900			0	1976	1962	(2,114.00)	0
36900		0	0	1977	1962	(2,467.29)	0
36900			0	1977	1962	(4,088.00)	0
36900		0	0	1978	1962	(5,176.03)	0
36900			0	1978	1962	(2,746.00)	0
36900		0	0	1979	1962	(2,641.66)	0
36900			0	1979	1962	(1,302.00)	0
36900		0	0	1980	1962	(2,234.92)	0
36900			0	1980	1962	(2,320.00)	0
36900		0	0	1981	1962	(1,843.08)	0
36900			0	1981	1962	(3,334.00)	0
36900		0	0	1982	1962	(1,428.75)	0
36900			0	1982	1962	(1,716.00)	0
36900		0	0	1983	1962	(2,349.12)	0
36900			0	1983	1962	(1,799.00)	0
36900		0	0	1984	1962	(2,915.73)	0

AccountNumber	GroupNumber	CompanyNumber	TransactionCode	TransactionYear	InstallationYear	Amount	AdjustedTY
36900			0	1984	1962	(2,170.00)	0
36900		0	0	1985	1962	(2,580.31)	0
36900			0	1985	1962	(1,638.00)	0
36900		0	0	1986	1962	(5,209.23)	0
36900			0	1986	1962	(1,922.00)	0
36900		0	0	1987	1962	(3,616.94)	0
36900			0	1987	1962	(2,486.00)	0
36900		0	0	1988	1962	(2,251.46)	0
36900			0	1988	1962	(2,044.00)	0
36900		0	0	1989	1962	(3,932.09)	0
36900			0	1989	1962	(2,332.00)	0
36900		0	0	1990	1962	(4,283.21)	0
36900			0	1990	1962	(1,597.00)	0
36900		0	0	1991	1962	(3,328.70)	0
36900			0	1991	1962	(2,191.00)	0
36900		0	0	1992	1962	(2,169.08)	0
36900			0	1992	1962	(1,574.00)	0
36900			0	1993	1962	(172.00)	0
36900		0	0	1994	1962	(3,917.13)	0
36900			0	1994	1962	(2,552.00)	0
36900		0	0	1995	1962	(2,163.76)	0
36900			0	1995	1962	(788.00)	0
36900		0	0	1996	1962	(3,036.30)	0
36900			0	1996	1962	(917.00)	0
36900		0	0	1997	1962	(3,346.20)	0
36900			0	1997	1962	(1,615.00)	0
36900		0	0	1998	1962	(2,318.19)	0
36900			0	1998	1962	(895.00)	0
36900		0	0	1999	1962	(1,410.24)	0
36900			0	1999	1962	(692.00)	0
36900			0	2000	1962	(1,008.00)	0
36900			0	2003	1962	(15,220.38)	0
36900			0	2004	1962	(197.21)	0
36900			0	2010	1962	(36,853.51)	0
36900			0	2011	1962	(2,198.21)	0
36900			8	2011	1962	158,903.80	0
36900			9	1963	1963	371,116.00	0
36900			0	1963	1963	(5,838.00)	0
36900			0	1964	1963	(7,060.00)	0
36900			0	1965	1963	(2,617.00)	0
36900			0	1966	1963	(2,410.00)	0
36900			0	1967	1963	(3,339.00)	0
36900			0	1968	1963	(2,018.00)	0
36900			0	1969	1963	(2,898.00)	0
36900			0	1970	1963	(1,825.00)	0
36900		0	0	1971	1963	(865.53)	0
36900			0	1971	1963	(1,657.00)	0
36900		0	0	1972	1963	(855.63)	0
36900			0	1972	1963	(1,404.00)	0
36900		0	0	1973	1963	(1,125.82)	0
36900			0	1973	1963	(3,166.00)	0
36900		0	0	1974	1963	(1,262.47)	0
36900			0	1974	1963	(2,232.00)	0
36900		0	0	1975	1963	(1,622.79)	0
36900			0	1975	1963	(2,814.00)	0
36900		0	0	1976	1963	(2,241.28)	0
36900			0	1976	1963	(2,656.00)	0
36900		0	0	1977	1963	(2,258.83)	0
36900			0	1977	1963	(1,969.00)	0
36900		0	0	1978	1963	(4,639.95)	0

Charnas

AccountNumber	GroupNumber	CompanyNumber	TransactionCode	TransactionYear	InstallationYear	Amount	AdjustedTY
36900			0	1978	1963	(2,953.00)	0
36900		0	0	1979	1963	(2,442.85)	0
36900			0	1979	1963	(4,352.00)	0
36900		0	0	1980	1963	(2,086.90)	0
36900			0	1980	1963	(4,053.00)	0
36900		0	0	1981	1963	(1,739.51)	0
36900			0	1981	1963	(4,486.00)	0
36900		0	0	1982	1963	(1,361.78)	0
36900			0	1982	1963	(2,905.00)	0
36900		0	0	1983	1963	(2,212.45)	0
36900			0	1983	1963	(2,655.00)	0
36900		0	0	1984	1963	(2,745.96)	0
36900			0	1984	1963	(1,857.00)	0
36900		0	0	1985	1963	(2,440.67)	0
36900			0	1985	1963	(2,264.00)	0
36900		0	0	1986	1963	(4,851.60)	0
36900			0	1986	1963	(1,254.00)	0
36900		0	0	1987	1963	(3,415.01)	0
36900			0	1987	1963	(1,765.00)	0
36900		0	0	1988	1963	(2,160.19)	0
36900			0	1988	1963	(2,762.00)	0
36900		0	0	1989	1963	(3,731.53)	0
36900			0	1989	1963	(2,102.00)	0
36900		0	0	1990	1963	(4,072.71)	0
36900			0	1990	1963	(1,986.00)	0
36900		0	0	1991	1963	(3,194.02)	0
36900			0	1991	1963	(1,764.00)	0
36900		0	0	1992	1963	(2,112.23)	0
36900			0	1992	1963	(1,548.00)	0
36900		0	0	1994	1963	(3,770.81)	0
36900			0	1994	1963	(2,892.00)	0
36900		0	0	1995	1963	(2,120.59)	0
36900			0	1995	1963	(1,186.00)	0
36900		0	0	1996	1963	(2,958.80)	0
36900			0	1996	1963	(731.00)	0
36900		0	0	1997	1963	(3,260.61)	0
36900			0	1997	1963	(1,129.00)	0
36900		0	0	1998	1963	(2,283.15)	0
36900			0	1998	1963	(690.00)	0
36900		0	0	1999	1963	(549.00)	0
36900			0	1999	1963	(1,405.95)	0
36900			0	2000	1963	(1,097.00)	0
36900			0	2001	1963	(853.00)	0
36900			0	2002	1963	(92.00)	0
36900			0	2003	1963	(55.57)	0
36900			0	2004	1963	(91.68)	0
36900			0	2010	1963	(34,987.34)	0
36900			0	2011	1963	(2,089.42)	0
36900			8	2011	1963	172,824.37	0
36900			9	1964	1964	382,435.00	0
36900			0	1964	1964	(7,547.00)	0
36900			0	1965	1964	(10,593.00)	0
36900			0	1966	1964	(2,901.00)	0
36900			0	1967	1964	(3,114.00)	0
36900			0	1968	1964	(2,497.00)	0
36900			0	1969	1964	(3,176.00)	0
36900			0	1970	1964	(3,311.00)	0
36900		0	0	1971	1964	(813.30)	0
36900			0	1971	1964	(2,459.00)	0
36900		0	0	1972	1964	(811.50)	0

Charnas

AccountNumber	GroupNumber	CompanyNumber	TransactionCode	TransactionYear	InstallationYear	Amount	AdjustedTY
36900			0	1972	1964	(2,066.00)	0
36900		0	0	1973	1964	(1,058.59)	0
36900			0	1973	1964	(1,855.00)	0
36900		0	0	1974	1964	(1,188.23)	0
36900			0	1974	1964	(2,692.00)	0
36900		0	0	1975	1964	(1,519.87)	0
36900			0	1975	1964	(1,819.00)	0
36900		0	0	1976	1964	(2,087.31)	0
36900			0	1976	1964	(1,628.00)	0
36900		0	0	1977	1964	(2,115.83)	0
36900			0	1977	1964	(1,986.00)	0
36900		0	0	1978	1964	(4,258.69)	0
36900			0	1978	1964	(1,646.00)	0
36900		0	0	1979	1964	(2,310.95)	0
36900			0	1979	1964	(1,825.00)	0
36900		0	0	1980	1964	(1,991.78)	0
36900			0	1980	1964	(2,802.00)	0
36900		0	0	1981	1964	(1,677.66)	0
36900			0	1981	1964	(6,036.00)	0
36900		0	0	1982	1964	(1,328.01)	0
36900			0	1982	1964	(2,245.00)	0
36900		0	0	1983	1964	(2,141.16)	0
36900			0	1983	1964	(3,007.00)	0
36900		0	0	1984	1964	(2,648.60)	0
36900			0	1984	1964	(3,371.00)	0
36900		0	0	1985	1964	(2,372.34)	0
36900			0	1985	1964	(2,284.00)	0
36900		0	0	1986	1964	(4,627.35)	0
36900			0	1986	1964	(2,494.00)	0
36900		0	0	1987	1964	(3,311.87)	0
36900			0	1987	1964	(2,562.00)	0
36900		0	0	1988	1964	(2,125.94)	0
36900			0	1988	1964	(2,047.00)	0
36900		0	0	1989	1964	(3,629.02)	0
36900			0	1989	1964	(1,800.00)	0
36900		0	0	1990	1964	(3,959.28)	0
36900			0	1990	1964	(1,845.00)	0
36900		0	0	1991	1964	(3,144.80)	0
36900			0	1991	1964	(1,493.00)	0
36900		0	0	1992	1964	(2,102.67)	0
36900			0	1992	1964	(1,413.00)	0
36900		0	0	1994	1964	(3,720.55)	0
36900			0	1994	1964	(2,950.00)	0
36900		0	0	1995	1964	(2,124.26)	0
36900			0	1995	1964	(1,377.00)	0
36900		0	0	1996	1964	(2,947.79)	0
36900			0	1996	1964	(962.00)	0
36900		0	0	1997	1964	(3,248.28)	0
36900			0	1997	1964	(646.00)	0
36900		0	0	1998	1964	(2,298.21)	0
36900			0	1998	1964	(1,061.00)	0
36900			0	1999	1964	(1,005.00)	0
36900		0	0	1999	1964	(1,432.03)	0
36900			0	2000	1964	(397.00)	0
36900			0	2001	1964	(535.00)	0
36900			0	2002	1964	(68.00)	0
36900			0	2003	1964	(148.73)	0
36900			0	2004	1964	(68.42)	0
36900			0	2010	1964	(34,234.01)	0
36900			0	2011	1964	(2,101.06)	0

Charnas

AccountNumber	GroupNumber	CompanyNumber	TransactionCode	TransactionYear	InstallationYear	Amount	AdjustedTY
36900			8	2011	1964	185,371.91	0
36900			9	1965	1965	379,250.00	0
36900			0	1965	1965	(12,854.00)	0
36900			0	1966	1965	(9,319.00)	0
36900			0	1967	1965	(3,859.00)	0
36900			0	1968	1965	(3,860.00)	0
36900			0	1969	1965	(4,982.00)	0
36900			0	1970	1965	(5,554.00)	0
36900		0	0	1971	1965	(493.43)	0
36900			0	1971	1965	(4,584.00)	0
36900		0	0	1972	1965	(493.67)	0
36900			0	1972	1965	(4,906.00)	0
36900		0	0	1973	1965	(641.66)	0
36900			0	1973	1965	(5,474.00)	0
36900		0	0	1974	1965	(720.93)	0
36900			0	1974	1965	(6,054.00)	0
36900		0	0	1975	1965	(917.34)	0
36900			0	1975	1965	(5,590.00)	0
36900		0	0	1976	1965	(1,252.36)	0
36900			0	1976	1965	(6,233.00)	0
36900		0	0	1977	1965	(1,276.69)	0
36900			0	1977	1965	(6,271.00)	0
36900		0	0	1978	1965	(2,519.00)	0
36900			0	1978	1965	(4,847.00)	0
36900		0	0	1979	1965	(1,408.33)	0
36900			0	1979	1965	(5,458.00)	0
36900		0	0	1980	1965	(1,227.27)	0
36900			0	1980	1965	(5,978.00)	0
36900		0	0	1981	1965	(1,042.85)	0
36900			0	1981	1965	(6,045.00)	0
36900		0	0	1982	1965	(833.64)	0
36900			0	1982	1965	(6,756.00)	0
36900		0	0	1983	1965	(1,327.98)	0
36900			0	1983	1965	(6,826.00)	0
36900		0	0	1984	1965	(1,641.24)	0
36900			0	1984	1965	(5,622.00)	0
36900		0	0	1985	1965	(1,479.74)	0
36900			0	1985	1965	(4,593.00)	0
36900		0	0	1986	1965	(2,846.76)	0
36900			0	1986	1965	(4,826.00)	0
36900		0	0	1987	1965	(2,069.11)	0
36900			0	1987	1965	(5,689.00)	0
36900		0	0	1988	1965	(1,347.96)	0
36900			0	1988	1965	(5,432.00)	0
36900		0	0	1989	1965	(2,276.56)	0
36900			0	1989	1965	(6,255.00)	0
36900		0	0	1990	1965	(2,487.41)	0
36900			0	1990	1965	(6,319.00)	0
36900		0	0	1991	1965	(1,989.04)	0
36900			0	1991	1965	(6,424.00)	0
36900		0	0	1992	1965	(1,348.22)	0
36900			0	1992	1965	(4,420.00)	0
36900			0	1993	1965	(68.00)	0
36900		0	0	1994	1965	(2,360.48)	0
36900			0	1994	1965	(7,092.00)	0
36900		0	0	1995	1965	(1,370.61)	0
36900			0	1995	1965	(3,393.00)	0
36900		0	0	1996	1965	(1,892.09)	0
36900			3	1996	1965	415.00	0
36900			0	1996	1965	(3,089.00)	0

Charnas

AccountNumber	GroupNumber	CompanyNumber	TransactionCode	TransactionYear	InstallationYear	Amount	AdjustedTY
36900		0	0	1997	1965	(2,084.86)	0
36900			0	1997	1965	(3,189.00)	0
36900		0	0	1998	1965	(1,489.90)	0
36900			0	1998	1965	(3,407.00)	0
36900			0	1999	1965	(1,665.00)	0
36900		0	0	1999	1965	(935.69)	0
36900			0	2000	1965	(6,039.00)	0
36900			0	2003	1965	(453.99)	0
36900			0	2004	1965	(47.32)	0
36900			0	2010	1965	(21,608.23)	0
36900			0	2011	1965	(1,333.61)	0
36900			8	2011	1965	121,475.03	0
36900			9	1966	1966	365,139.00	0
36900			0	1966	1966	(8,488.00)	0
36900			0	1967	1966	(7,712.00)	0
36900			0	1968	1966	(3,458.00)	0
36900			0	1969	1966	(2,898.00)	0
36900			0	1970	1966	(2,502.00)	0
36900		0	0	1971	1966	(651.79)	0
36900			0	1971	1966	(1,851.00)	0
36900		0	0	1972	1966	(659.18)	0
36900			0	1972	1966	(2,200.00)	0
36900		0	0	1973	1966	(847.84)	0
36900			0	1973	1966	(1,738.00)	0
36900		0	0	1974	1966	(953.62)	0
36900			0	1974	1966	(1,293.00)	0
36900		0	0	1975	1966	(1,206.92)	0
36900			0	1975	1966	(1,070.00)	0
36900		0	0	1976	1966	(1,635.61)	0
36900			0	1976	1966	(1,393.00)	0
36900		0	0	1977	1966	(1,676.96)	0
36900			0	1977	1966	(1,493.00)	0
36900		0	0	1978	1966	(3,246.26)	0
36900			0	1978	1966	(1,995.00)	0
36900		0	0	1979	1966	(1,869.94)	0
36900			0	1979	1966	(4,314.00)	0
36900		0	0	1980	1966	(1,647.75)	0
36900			0	1980	1966	(3,613.00)	0
36900		0	0	1981	1966	(1,413.41)	0
36900			0	1981	1966	(1,206.00)	0
36900		0	0	1982	1966	(1,139.85)	0
36900			0	1982	1966	(1,337.00)	0
36900		0	0	1983	1966	(1,805.22)	0
36900			0	1983	1966	(1,767.00)	0
36900		0	0	1984	1966	(2,221.73)	0
36900			0	1984	1966	(2,160.00)	0
36900		0	0	1985	1966	(2,019.62)	0
36900			0	1985	1966	(1,690.00)	0
36900		0	0	1986	1966	(3,819.15)	0
36900			0	1986	1966	(2,342.00)	0
36900		0	0	1987	1966	(2,809.37)	0
36900			0	1987	1966	(2,413.00)	0
36900		0	0	1988	1966	(1,862.13)	0
36900			0	1988	1966	(2,164.00)	0
36900		0	0	1989	1966	(3,104.18)	0
36900			0	1989	1966	(1,613.00)	0
36900		0	0	1990	1966	(3,394.81)	0
36900			0	1990	1966	(1,859.00)	0
36900		0	0	1991	1966	(2,746.09)	0
36900			0	1991	1966	(1,886.00)	0

Charnas

AccountNumber	GroupNumber	CompanyNumber	TransactionCode	TransactionYear	InstallationYear	Amount	AdjustedTY
36900		0	0	1992	1966	(1,883.29)	0
36900			0	1992	1966	(1,831.00)	0
36900		0	0	1994	1966	(3,265.87)	0
36900			0	1994	1966	(3,044.00)	0
36900		0	0	1995	1966	(1,926.48)	0
36900			0	1995	1966	(2,244.00)	0
36900		0	0	1996	1966	(2,646.33)	0
36900			3	1996	1966	(491.00)	0
36900			0	1996	1966	(1,972.00)	0
36900		0	0	1997	1966	(2,915.86)	0
36900			3	1997	1966	490.00	0
36900			0	1997	1966	(1,528.00)	0
36900		0	0	1998	1966	(2,104.00)	0
36900			0	1998	1966	(1,151.00)	0
36900			0	1999	1966	(613.00)	0
36900		0	0	1999	1966	(1,339.09)	0
36900			0	2000	1966	(4,011.00)	0
36900			0	2001	1966	(246.00)	0
36900			0	2003	1966	(29.25)	0
36900			0	2004	1966	(76.56)	0
36900			0	2010	1966	(30,456.48)	0
36900			0	2011	1966	(1,769.75)	0
36900			8	2011	1966	192,898.61	0
36900			9	1967	1967	424,385.00	0
36900			0	1967	1967	(8,808.00)	0
36900			0	1968	1967	(9,108.00)	0
36900			0	1969	1967	(4,721.00)	0
36900			0	1970	1967	(2,437.00)	0
36900		0	0	1971	1967	(708.91)	0
36900			0	1971	1967	(2,981.00)	0
36900		0	0	1972	1967	(720.46)	0
36900			0	1972	1967	(2,247.00)	0
36900		0	0	1973	1967	(920.64)	0
36900			0	1973	1967	(2,321.00)	0
36900		0	0	1974	1967	(1,037.19)	0
36900			0	1974	1967	(2,186.00)	0
36900		0	0	1975	1967	(1,307.55)	0
36900			0	1975	1967	(1,896.00)	0
36900		0	0	1976	1967	(1,757.01)	0
36900			0	1976	1967	(2,265.00)	0
36900		0	0	1977	1967	(1,815.40)	0
36900			0	1977	1967	(2,064.00)	0
36900		0	0	1978	1967	(3,441.73)	0
36900			0	1978	1967	(1,252.00)	0
36900		0	0	1979	1967	(2,043.37)	0
36900			0	1979	1967	(1,477.00)	0
36900		0	0	1980	1967	(1,817.17)	0
36900			0	1980	1967	(1,514.00)	0
36900		0	0	1981	1967	(1,574.94)	0
36900			0	1981	1967	(2,150.00)	0
36900		0	0	1982	1967	(1,285.61)	0
36900			0	1982	1967	(1,597.00)	0
36900		0	0	1983	1967	(2,009.77)	0
36900			0	1983	1967	(1,489.00)	0
36900		0	0	1984	1967	(2,477.87)	0
36900			0	1984	1967	(1,741.00)	0
36900		0	0	1985	1967	(2,260.30)	0
36900			0	1985	1967	(1,612.00)	0
36900		0	0	1986	1967	(4,220.62)	0
36900			0	1986	1967	(1,839.00)	0

Charnas

AccountNumber	GroupNumber	CompanyNumber	TransactionCode	TransactionYear	InstallationYear	Amount	AdjustedTY
36900		0	0	1987	1967	(3,151.58)	0
36900			0	1987	1967	(2,306.00)	0
36900		0	0	1988	1967	(2,111.79)	0
36900			0	1988	1967	(2,084.00)	0
36900		0	0	1989	1967	(3,498.49)	0
36900			0	1989	1967	(2,722.00)	0
36900		0	0	1990	1967	(3,826.53)	0
36900			0	1990	1967	(2,231.00)	0
36900		0	0	1991	1967	(3,124.98)	0
36900			0	1991	1967	(1,874.00)	0
36900		0	0	1992	1967	(2,164.89)	0
36900			0	1992	1967	(1,031.00)	0
36900		0	0	1994	1967	(3,727.21)	0
36900			0	1994	1967	(2,675.00)	0
36900		0	0	1995	1967	(2,228.25)	0
36900			0	1995	1967	(1,050.00)	0
36900		0	0	1996	1967	(3,046.44)	0
36900			0	1996	1967	(1,054.00)	0
36900		0	0	1997	1967	(3,353.09)	0
36900			0	1997	1967	(792.00)	0
36900		0	0	1998	1967	(2,444.98)	0
36900			0	1998	1967	(475.00)	0
36900			0	1999	1967	(492.00)	0
36900		0	0	1999	1967	(1,567.11)	0
36900			0	2000	1967	(925.00)	0
36900			0	2001	1967	(634.00)	0
36900			0	2002	1967	(241.00)	0
36900			0	2004	1967	(26.92)	0
36900			0	2010	1967	(38,392.69)	0
36900			0	2011	1967	(2,050.77)	0
36900			8	2011	1967	243,979.74	0
36900			9	1968	1968	437,721.00	0
36900			0	1968	1968	(10,643.00)	0
36900			0	1969	1968	(12,493.00)	0
36900			0	1970	1968	(5,540.00)	0
36900		0	0	1971	1968	(498.72)	0
36900			0	1971	1968	(4,323.00)	0
36900		0	0	1972	1968	(511.18)	0
36900			0	1972	1968	(6,014.00)	0
36900		0	0	1973	1968	(646.58)	0
36900			0	1973	1968	(5,633.00)	0
36900		0	0	1974	1968	(728.00)	0
36900			0	1974	1968	(5,056.00)	0
36900		0	0	1975	1968	(913.13)	0
36900			0	1975	1968	(5,843.00)	0
36900		0	0	1976	1968	(1,218.39)	0
36900			0	1976	1968	(4,301.00)	0
36900		0	0	1977	1968	(1,266.33)	0
36900			0	1977	1968	(5,232.00)	0
36900		0	0	1978	1968	(2,349.39)	0
36900			0	1978	1968	(4,517.00)	0
36900		0	0	1979	1968	(1,438.56)	0
36900			0	1979	1968	(6,710.00)	0
36900		0	0	1980	1968	(1,292.41)	0
36900			0	1980	1968	(5,431.00)	0
36900		0	0	1981	1968	(1,133.50)	0
36900			0	1981	1968	(7,231.00)	0
36900		0	0	1982	1968	(934.58)	0
36900			0	1982	1968	(4,444.00)	0
36900		0	0	1983	1968	(1,448.14)	0

Charnas

AccountNumber	GroupNumber	CompanyNumber	TransactionCode	TransactionYear	InstallationYear	Amount	AdjustedTY
36900			0	1983	1968	(5,625.00)	0
36900		0	0	1984	1968	(1,774.65)	0
36900			0	1984	1968	(5,322.00)	0
36900		0	0	1985	1968	(1,636.37)	0
36900			0	1985	1968	(6,144.00)	0
36900		0	0	1986	1968	(3,006.71)	0
36900			0	1986	1968	(7,424.00)	0
36900		0	0	1987	1968	(2,275.92)	0
36900			0	1987	1968	(9,492.00)	0
36900		0	0	1988	1968	(1,546.39)	0
36900			0	1988	1968	(7,387.00)	0
36900		0	0	1989	1968	(2,533.11)	0
36900			0	1989	1968	(9,636.00)	0
36900		0	0	1990	1968	(2,778.73)	0
36900			0	1990	1968	(6,782.00)	0
36900		0	0	1991	1968	(2,281.91)	0
36900			0	1991	1968	(4,682.00)	0
36900		0	0	1992	1968	(1,603.43)	0
36900			0	1992	1968	(3,591.00)	0
36900		0	0	1994	1968	(2,734.43)	0
36900			0	1994	1968	(5,326.00)	0
36900		0	0	1995	1968	(1,660.65)	0
36900			0	1995	1968	(2,468.00)	0
36900		0	0	1996	1968	(2,260.20)	0
36900			0	1996	1968	(2,648.00)	0
36900		0	0	1997	1968	(2,486.58)	0
36900			0	1997	1968	(2,076.00)	0
36900		0	0	1998	1968	(1,830.68)	0
36900			0	1998	1968	(2,481.00)	0
36900			0	1999	1968	(1,066.00)	0
36900		0	0	1999	1968	(1,186.64)	0
36900			0	2000	1968	(1,208.00)	0
36900			0	2001	1968	(429.00)	0
36900			0	2002	1968	(393.00)	0
36900			0	2003	1968	(128.69)	0
36900			0	2004	1968	(643.44)	0
36900			0	2010	1968	(29,921.00)	0
36900			0	2011	1968	(1,445.50)	0
36900			8	2011	1968	182,016.06	0
36900			9	1969	1969	453,445.00	0
36900			0	1969	1969	(10,779.00)	0
36900			0	1970	1969	(15,890.00)	0
36900		0	0	1971	1969	(537.60)	0
36900			0	1971	1969	(5,361.00)	0
36900		0	0	1972	1969	(553.32)	0
36900			0	1972	1969	(4,886.00)	0
36900		0	0	1973	1969	(696.14)	0
36900			0	1973	1969	(4,718.00)	0
36900		0	0	1974	1969	(784.15)	0
36900			0	1974	1969	(4,067.00)	0
36900		0	0	1975	1969	(977.28)	0
36900			0	1975	1969	(3,298.00)	0
36900		0	0	1976	1969	(1,294.11)	0
36900			0	1976	1969	(2,722.00)	0
36900		0	0	1977	1969	(1,353.12)	0
36900			0	1977	1969	(2,527.00)	0
36900		0	0	1978	1969	(2,452.70)	0
36900			0	1978	1969	(2,582.00)	0
36900		0	0	1979	1969	(1,551.04)	0
36900			0	1979	1969	(2,294.00)	0

Charnas

AccountNumber	GroupNumber	CompanyNumber	TransactionCode	TransactionYear	InstallationYear	Amount	AdjustedTY
36900		0	0	1980	1969	(1,409.85)	0
36900			0	1980	1969	(3,352.00)	0
36900		0	0	1981	1969	(1,245.89)	0
36900			0	1981	1969	(4,231.00)	0
36900		0	0	1982	1969	(1,041.11)	0
36900			0	1982	1969	(2,625.00)	0
36900		0	0	1983	1969	(1,593.17)	0
36900			0	1983	1969	(1,984.00)	0
36900		0	0	1984	1969	(1,952.40)	0
36900			0	1984	1969	(2,767.00)	0
36900		0	0	1985	1969	(1,808.10)	0
36900			0	1985	1969	(2,584.00)	0
36900		0	0	1986	1969	(3,281.86)	0
36900			0	1986	1969	(2,808.00)	0
36900		0	0	1987	1969	(2,512.59)	0
36900			0	1987	1969	(3,632.00)	0
36900		0	0	1988	1969	(1,735.79)	0
36900			0	1988	1969	(2,949.00)	0
36900		0	0	1989	1969	(2,815.07)	0
36900			0	1989	1969	(3,395.00)	0
36900		0	0	1990	1969	(3,085.64)	0
36900			0	1990	1969	(3,659.00)	0
36900		0	0	1991	1969	(2,564.53)	0
36900			0	1991	1969	(5,285.00)	0
36900		0	0	1992	1969	(1,819.01)	0
36900			0	1992	1969	(3,911.00)	0
36900			0	1993	1969	(45.00)	0
36900		0	0	1994	1969	(3,077.87)	0
36900			0	1994	1969	(4,769.00)	0
36900		0	0	1995	1969	(1,895.65)	0
36900			0	1995	1969	(2,948.00)	0
36900		0	0	1996	1969	(2,565.14)	0
36900			0	1996	1969	(2,485.00)	0
36900		0	0	1997	1969	(2,826.87)	0
36900			0	1997	1969	(3,379.00)	0
36900		0	0	1998	1969	(2,099.47)	0
36900			0	1998	1969	(3,457.00)	0
36900			0	1999	1969	(1,543.00)	0
36900		0	0	1999	1969	(1,375.28)	0
36900			0	2000	1969	(4,764.00)	0
36900			0	2001	1969	(342.00)	0
36900			0	2002	1969	(330.00)	0
36900			0	2003	1969	(211.64)	0
36900			0	2004	1969	(183.26)	0
36900			0	2010	1969	(37,365.32)	0
36900			0	2011	1969	(1,883.80)	0
36900			8	2011	1969	236,528.23	0
36900			9	1970	1970	494,875.00	0
36900			0	1970	1970	(2,192.00)	0
36900		0	0	1971	1970	(311.96)	0
36900			0	1971	1970	(23,302.00)	0
36900			0	1971	1970	23,302.00	0
36900		0	0	1972	1970	(324.75)	0
36900			0	1972	1970	(10,661.00)	0
36900		0	0	1973	1970	(404.67)	0
36900			0	1973	1970	(6,343.00)	0
36900		0	0	1974	1970	(455.97)	0
36900			0	1974	1970	(7,586.00)	0
36900		0	0	1975	1970	(564.50)	0
36900			0	1975	1970	(7,384.00)	0

Charnas

AccountNumber	GroupNumber	CompanyNumber	TransactionCode	TransactionYear	InstallationYear	Amount	AdjustedTY
36900		0	0	1976	1970	(740.64)	0
36900			0	1976	1970	(9,335.00)	0
36900		0	0	1977	1970	(779.99)	0
36900			0	1977	1970	(10,629.00)	0
36900		0	0	1978	1970	(1,380.48)	0
36900			0	1978	1970	(10,597.00)	0
36900		0	0	1979	1970	(902.04)	0
36900			0	1979	1970	(12,165.00)	0
36900		0	0	1980	1970	(829.67)	0
36900			0	1980	1970	(9,199.00)	0
36900		0	0	1981	1970	(741.95)	0
36900			0	1981	1970	(11,522.00)	0
36900		0	0	1982	1970	(625.88)	0
36900			0	1982	1970	(10,564.00)	0
36900		0	0	1983	1970	(947.72)	0
36900			0	1983	1970	(9,525.00)	0
36900		0	0	1984	1970	(1,159.47)	0
36900			0	1984	1970	(8,315.00)	0
36900		0	0	1985	1970	(1,081.59)	0
36900			0	1985	1970	(9,567.00)	0
36900		0	0	1986	1970	(1,932.39)	0
36900			0	1986	1970	(8,114.00)	0
36900		0	0	1987	1970	(1,500.99)	0
36900			0	1987	1970	(9,282.00)	0
36900		0	0	1988	1970	(1,050.97)	0
36900			0	1988	1970	(10,493.00)	0
36900		0	0	1989	1970	(1,688.55)	0
36900			0	1989	1970	(13,536.00)	0
36900		0	0	1990	1970	(1,854.63)	0
36900			0	1990	1970	(12,418.00)	0
36900		0	0	1991	1970	(1,551.26)	0
36900			0	1991	1970	(11,709.00)	0
36900		0	0	1992	1970	(1,113.01)	0
36900			0	1992	1970	(9,124.00)	0
36900			0	1993	1970	(105.00)	0
36900		0	0	1994	1970	(1,872.03)	0
36900			0	1994	1970	(16,960.00)	0
36900		0	0	1995	1970	(1,167.13)	0
36900			0	1995	1970	(9,007.00)	0
36900		0	0	1996	1970	(1,572.72)	0
36900			0	1996	1970	(7,867.00)	0
36900		0	0	1997	1970	(1,733.73)	0
36900			0	1997	1970	(7,762.00)	0
36900		0	0	1998	1970	(1,297.73)	0
36900			0	1998	1970	(8,071.00)	0
36900			0	1999	1970	(7,016.00)	0
36900		0	0	1999	1970	(856.76)	0
36900			0	2000	1970	(4,606.00)	0
36900			0	2001	1970	(1,433.00)	0
36900			0	2002	1970	(671.00)	0
36900			0	2003	1970	(380.38)	0
36900			0	2004	1970	(1,451.85)	0
36900			0	2010	1970	(22,227.61)	0
36900			0	2011	1970	(896.20)	0
36900			8	2011	1970	165,717.78	0
36900		0	0	1971	1971	(437.88)	0
36900			9	1971	1971	582,967.00	0
36900			0	1971	1971	(1,233.00)	0
36900		0	0	1972	1971	(888.17)	0
36900			0	1972	1971	(22,914.00)	0

Charnas

AccountNumber	GroupNumber	CompanyNumber	TransactionCode	TransactionYear	InstallationYear	Amount	AdjustedTY
36900			0	1972	1971	22,914.00	0
36900		0	0	1973	1971	(1,096.40)	0
36900			0	1973	1971	(7,521.00)	0
36900		0	0	1974	1971	(1,238.49)	0
36900			0	1974	1971	(3,250.00)	0
36900		0	0	1975	1971	(1,522.80)	0
36900			0	1975	1971	(2,505.00)	0
36900		0	0	1976	1971	(1,977.93)	0
36900			0	1976	1971	(2,362.00)	0
36900		0	0	1977	1971	(2,098.88)	0
36900			0	1977	1971	(2,009.00)	0
36900		0	0	1978	1971	(3,624.08)	0
36900			0	1978	1971	(1,691.00)	0
36900		0	0	1979	1971	(2,448.34)	0
36900			0	1979	1971	(1,874.00)	0
36900		0	0	1980	1971	(2,272.04)	0
36900			0	1980	1971	(1,691.00)	0
36900		0	0	1981	1971	(2,052.47)	0
36900			0	1981	1971	(3,411.00)	0
36900		0	0	1982	1971	(1,753.00)	0
36900			0	1982	1971	(1,763.00)	0
36900		0	0	1983	1971	(2,628.63)	0
36900			0	1983	1971	(2,212.00)	0
36900		0	0	1984	1971	(3,201.79)	0
36900			0	1984	1971	(2,303.00)	0
36900		0	0	1985	1971	(3,009.97)	0
36900			0	1985	1971	(2,931.00)	0
36900		0	0	1986	1971	(5,310.44)	0
36900			0	1986	1971	(3,083.00)	0
36900		0	0	1987	1971	(4,178.38)	0
36900			0	1987	1971	(4,193.00)	0
36900		0	0	1988	1971	(2,964.70)	0
36900			0	1988	1971	(3,715.00)	0
36900		0	0	1989	1971	(4,713.71)	0
36900			0	1989	1971	(4,521.00)	0
36900		0	0	1990	1971	(5,186.65)	0
36900			0	1990	1971	(3,588.00)	0
36900		0	0	1991	1971	(4,377.47)	0
36900			0	1991	1971	(4,077.00)	0
36900		0	0	1992	1971	(3,179.09)	0
36900			0	1992	1971	(3,171.00)	0
36900		0	0	1994	1971	(5,298.79)	0
36900			0	1994	1971	(4,033.00)	0
36900		0	0	1995	1971	(3,354.67)	0
36900			0	1995	1971	(3,564.00)	0
36900		0	0	1996	1971	(4,502.22)	0
36900			0	1996	1971	(4,975.00)	0
36900		0	0	1997	1971	(4,964.68)	0
36900			0	1997	1971	(2,738.00)	0
36900		0	0	1998	1971	(3,743.63)	0
36900			0	1998	1971	(2,801.00)	0
36900			0	1999	1971	(1,380.00)	0
36900		0	0	1999	1971	(2,505.98)	0
36900			0	2000	1971	(1,112.00)	0
36900			0	2001	1971	(32.00)	0
36900			0	2002	1971	(291.00)	0
36900			0	2003	1971	(181.76)	0
36900			0	2004	1971	(29.97)	0
36900			0	2010	1971	(43,918.81)	0
36900			0	2011	1971	(2,208.74)	0

Charnas

AccountNumber	GroupNumber	CompanyNumber	TransactionCode	TransactionYear	InstallationYear	Amount	AdjustedTY
36900			8	2011	1971	368,066.44	0
36900		0	0	1972	1972	(479.84)	0
36900			9	1972	1972	679,016.00	0
36900			0	1972	1972	(1,185.00)	0
36900		0	0	1973	1972	(1,140.10)	0
36900			0	1973	1972	(14,551.00)	0
36900			0	1973	1972	14,551.00	0
36900		0	0	1974	1972	(1,285.60)	0
36900			0	1974	1972	(5,173.00)	0
36900		0	0	1975	1972	(1,573.76)	0
36900			0	1975	1972	(4,127.00)	0
36900		0	0	1976	1972	(2,026.40)	0
36900			0	1976	1972	(5,029.00)	0
36900		0	0	1977	1972	(2,162.62)	0
36900			0	1977	1972	(3,690.00)	0
36900		0	0	1978	1972	(3,639.26)	0
36900			0	1978	1972	(3,074.00)	0
36900		0	0	1979	1972	(2,544.06)	0
36900			0	1979	1972	(2,660.00)	0
36900		0	0	1980	1972	(2,388.86)	0
36900			0	1980	1972	(3,762.00)	0
36900		0	0	1981	1972	(2,187.37)	0
36900			0	1981	1972	(2,898.00)	0
36900		0	0	1982	1972	(1,883.53)	0
36900			0	1982	1972	(3,878.00)	0
36900		0	0	1983	1972	(2,791.44)	0
36900			0	1983	1972	(4,100.00)	0
36900		0	0	1984	1972	(3,395.79)	0
36900			0	1984	1972	(4,821.00)	0
36900		0	0	1985	1972	(3,217.20)	0
36900			0	1985	1972	(3,631.00)	0
36900		0	0	1986	1972	(5,585.39)	0
36900			0	1986	1972	(4,779.00)	0
36900		0	0	1987	1972	(4,446.95)	0
36900			0	1987	1972	(8,964.00)	0
36900		0	0	1988	1972	(3,202.80)	0
36900			0	1988	1972	(4,271.00)	0
36900		0	0	1989	1972	(5,057.52)	0
36900			0	1989	1972	(5,686.00)	0
36900		0	0	1990	1972	(5,563.85)	0
36900			0	1990	1972	(4,889.00)	0
36900		0	0	1991	1972	(4,742.17)	0
36900			0	1991	1972	(5,094.00)	0
36900		0	0	1992	1972	(3,475.88)	0
36900			0	1992	1972	(6,131.00)	0
36900			0	1993	1972	(32.00)	0
36900		0	0	1994	1972	(5,754.88)	0
36900			0	1994	1972	(6,331.00)	0
36900		0	0	1995	1972	(3,690.99)	0
36900			0	1995	1972	(3,338.00)	0
36900		0	0	1996	1972	(4,933.98)	0
36900			0	1996	1972	(3,733.00)	0
36900		0	0	1997	1972	(5,442.75)	0
36900			0	1997	1972	(3,699.00)	0
36900		0	0	1998	1972	(4,138.35)	0
36900			0	1998	1972	(3,758.00)	0
36900			0	1999	1972	(2,122.00)	0
36900		0	0	1999	1972	(2,786.98)	0
36900			0	2000	1972	(1,139.00)	0
36900			0	2001	1972	(861.00)	0

AccountNumber	GroupNumber	CompanyNumber	TransactionCode	TransactionYear	InstallationYear	Amount	AdjustedTY
36900			0	2002	1972	(96.00)	0
36900			0	2003	1972	(265.37)	0
36900			0	2004	1972	(407.21)	0
36900			0	2010	1972	(58,644.44)	0
36900			0	2011	1972	(2,205.05)	0
36900			8	2011	1972	415,004.61	0
36900		0	0	1973	1973	(529.10)	0
36900			9	1973	1973	683,885.00	0
36900			0	1973	1973	(17,815.00)	0
36900			0	1973	1973	17,815.00	0
36900		0	0	1974	1973	(1,155.85)	0
36900			0	1974	1973	(21,159.00)	0
36900			0	1974	1973	21,159.00	0
36900		0	0	1975	1973	(1,404.85)	0
36900			0	1975	1973	(6,217.00)	0
36900		0	0	1976	1973	(1,792.60)	0
36900			0	1976	1973	(4,642.00)	0
36900		0	0	1977	1973	(1,922.97)	0
36900			0	1977	1973	(3,330.00)	0
36900		0	0	1978	1973	(3,152.13)	0
36900			0	1978	1973	(1,890.00)	0
36900		0	0	1979	1973	(2,282.20)	0
36900			0	1979	1973	(2,665.00)	0
36900		0	0	1980	1973	(2,169.65)	0
36900			0	1980	1973	(2,324.00)	0
36900		0	0	1981	1973	(1,999.00)	0
36900			0	1981	1973	(3,380.00)	0
36900		0	0	1982	1973	(1,749.34)	0
36900			0	1982	1973	(2,561.00)	0
36900		0	0	1983	1973	(2,562.62)	0
36900			0	1983	1973	(3,034.00)	0
36900		0	0	1984	1973	(3,110.57)	0
36900			0	1984	1973	(1,541.00)	0
36900		0	0	1985	1973	(2,959.60)	0
36900			0	1985	1973	(1,955.00)	0
36900		0	0	1986	1973	(5,069.44)	0
36900			0	1986	1973	(2,446.00)	0
36900		0	0	1987	1973	(4,096.57)	0
36900			0	1987	1973	(3,257.00)	0
36900		0	0	1988	1973	(2,992.13)	0
36900			0	1988	1973	(6,074.00)	0
36900		0	0	1989	1973	(4,666.72)	0
36900			0	1989	1973	(2,836.00)	0
36900		0	0	1990	1973	(5,154.95)	0
36900			0	1990	1973	(2,309.00)	0
36900		0	0	1991	1973	(4,415.38)	0
36900			0	1991	1973	(3,698.00)	0
36900		0	0	1992	1973	(3,278.44)	0
36900			0	1992	1973	(3,087.00)	0
36900		0	0	1994	1973	(5,402.32)	0
36900			0	1994	1973	(4,016.00)	0
36900		0	0	1995	1973	(3,505.87)	0
36900			0	1995	1973	(2,169.00)	0
36900		0	0	1996	1973	(4,668.09)	0
36900			0	1996	1973	(2,080.00)	0
36900		0	0	1997	1973	(5,151.55)	0
36900			0	1997	1973	(2,387.00)	0
36900		0	0	1998	1973	(3,949.39)	0
36900			0	1998	1973	(1,782.00)	0
36900			0	1999	1973	(911.00)	0

Charnas

AccountNumber	GroupNumber	CompanyNumber	TransactionCode	TransactionYear	InstallationYear	Amount	AdjustedTY
36900		0	0	1999	1973	(2,689.83)	0
36900			0	2000	1973	(960.00)	0
36900			0	2001	1973	(659.00)	0
36900			0	2003	1973	(238.75)	0
36900			0	2010	1973	(44,368.36)	0
36900			0	2011	1973	(2,439.65)	0
36900			8	2011	1973	482,797.08	0
36900		0	0	1974	1974	(882.45)	0
36900			9	1974	1974	1,133,768.00	0
36900			0	1974	1974	(16,269.00)	0
36900			0	1974	1974	16,269.00	0
36900		0	0	1975	1974	(2,062.59)	0
36900			0	1975	1974	(29,593.00)	0
36900			0	1975	1974	29,593.00	0
36900		0	0	1976	1974	(2,603.14)	0
36900			0	1976	1974	(10,300.00)	0
36900		0	0	1977	1974	(2,809.98)	0
36900			0	1977	1974	(7,983.00)	0
36900		0	0	1978	1974	(4,483.91)	0
36900			0	1978	1974	(9,536.00)	0
36900		0	0	1979	1974	(3,364.73)	0
36900			0	1979	1974	(6,078.00)	0
36900		0	0	1980	1974	(3,237.43)	0
36900			0	1980	1974	(6,167.00)	0
36900		0	0	1981	1974	(3,025.15)	0
36900			0	1981	1974	(6,532.00)	0
36900		0	0	1982	1974	(2,671.30)	0
36900			0	1982	1974	(4,821.00)	0
36900		0	0	1983	1974	(3,856.91)	0
36900			0	1983	1974	(6,120.00)	0
36900		0	0	1984	1974	(4,663.44)	0
36900			0	1984	1974	(6,166.00)	0
36900		0	0	1985	1974	(4,487.42)	0
36900			0	1985	1974	(4,650.00)	0
36900		0	0	1986	1974	(7,558.44)	0
36900			0	1986	1974	(7,422.00)	0
36900		0	0	1987	1974	(6,186.93)	0
36900			0	1987	1974	(8,288.00)	0
36900		0	0	1988	1974	(4,593.97)	0
36900			0	1988	1974	(7,343.00)	0
36900		0	0	1989	1974	(7,090.64)	0
36900			0	1989	1974	(10,417.00)	0
36900		0	0	1990	1974	(7,820.67)	0
36900			0	1990	1974	(7,898.00)	0
36900		0	0	1991	1974	(6,778.63)	0
36900			0	1991	1974	(8,516.00)	0
36900		0	0	1992	1974	(5,084.97)	0
36900			0	1992	1974	(6,404.00)	0
36900		0	0	1994	1974	(8,301.81)	0
36900			0	1994	1974	(9,890.00)	0
36900		0	0	1995	1974	(5,472.94)	0
36900			0	1995	1974	(6,313.00)	0
36900		0	0	1996	1974	(7,258.65)	0
36900			0	1996	1974	(6,771.00)	0
36900		0	0	1997	1974	(8,011.97)	0
36900			0	1997	1974	(2,611.00)	0
36900		0	0	1998	1974	(6,194.32)	0
36900			0	1998	1974	(3,805.00)	0
36900			0	1999	1974	(1,843.00)	0
36900		0	0	1999	1974	(4,261.58)	0

Charnas

AccountNumber	GroupNumber	CompanyNumber	TransactionCode	TransactionYear	InstallationYear	Amount	AdjustedTY
36900			0	2000	1974	(1,012.00)	0
36900			0	2001	1974	(3,243.00)	0
36900			0	2002	1974	(304.00)	0
36900			0	2003	1974	(127.40)	0
36900			0	2010	1974	(83,197.27)	0
36900			0	2011	1974	(3,371.55)	0
36900			8	2011	1974	763,874.81	0
36900		0	0	1975	1975	(932.55)	0
36900			9	1975	1975	1,120,508.00	0
36900			0	1975	1975	(21,505.00)	0
36900			0	1975	1975	21,505.00	0
36900		0	0	1976	1975	(2,251.17)	0
36900			0	1976	1975	(38,317.00)	0
36900			0	1976	1975	38,317.00	0
36900		0	0	1977	1975	(2,447.57)	0
36900			0	1977	1975	(13,440.00)	0
36900		0	0	1978	1975	(3,794.65)	0
36900			0	1978	1975	(17,956.00)	0
36900		0	0	1979	1975	(2,953.38)	0
36900			0	1979	1975	(10,131.00)	0
36900		0	0	1980	1975	(2,868.02)	0
36900			0	1980	1975	(9,146.00)	0
36900		0	0	1981	1975	(2,708.10)	0
36900			0	1981	1975	(14,328.00)	0
36900		0	0	1982	1975	(2,429.17)	0
36900			0	1982	1975	(13,107.00)	0
36900		0	0	1983	1975	(3,469.16)	0
36900			0	1983	1975	(17,045.00)	0
36900		0	0	1984	1975	(4,177.20)	0
36900			0	1984	1975	(12,219.00)	0
36900		0	0	1985	1975	(4,039.76)	0
36900			0	1985	1975	(13,899.00)	0
36900		0	0	1986	1975	(6,704.78)	0
36900			0	1986	1975	(13,063.00)	0
36900		0	0	1987	1975	(5,559.67)	0
36900			0	1987	1975	(16,204.00)	0
36900		0	0	1988	1975	(4,194.11)	0
36900			0	1988	1975	(15,413.00)	0
36900		0	0	1989	1975	(6,414.08)	0
36900			0	1989	1975	(17,678.00)	0
36900		0	0	1990	1975	(7,090.96)	0
36900			0	1990	1975	(18,056.00)	0
36900		0	0	1991	1975	(6,192.63)	0
36900			0	1991	1975	(16,068.00)	0
36900		0	0	1992	1975	(4,695.09)	0
36900			0	1992	1975	(14,866.00)	0
36900		0	0	1994	1975	(7,617.68)	0
36900			0	1994	1975	(22,605.00)	0
36900		0	0	1995	1975	(5,085.20)	0
36900			0	1995	1975	(10,631.00)	0
36900		0	0	1996	1975	(6,717.80)	0
36900			0	1996	1975	(13,943.00)	0
36900		0	0	1997	1975	(7,405.54)	0
36900			0	1997	1975	(12,520.00)	0
36900		0	0	1998	1975	(5,782.71)	0
36900			0	1998	1975	(13,799.00)	0
36900			0	1999	1975	(10,094.00)	0
36900		0	0	1999	1975	(4,007.35)	0
36900			0	2000	1975	(6,747.00)	0
36900			0	2001	1975	(2,725.00)	0

Charnas

AccountNumber	GroupNumber	CompanyNumber	TransactionCode	TransactionYear	InstallationYear	Amount	AdjustedTY
36900			0	2002	1975	(1,487.00)	0
36900			0	2003	1975	(738.84)	0
36900			0	2004	1975	(849.05)	0
36900			0	2010	1975	(63,678.93)	0
36900			0	2011	1975	(2,594.59)	0
36900			8	2011	1975	615,938.26	0
36900		0	0	1976	1976	(1,258.33)	0
36900			9	1976	1976	1,380,383.00	0
36900			0	1976	1976	(37,088.00)	0
36900			0	1976	1976	37,088.00	0
36900		0	0	1977	1976	(2,655.11)	0
36900			0	1977	1976	(35,838.00)	0
36900			0	1977	1976	35,838.00	0
36900		0	0	1978	1976	(3,995.93)	0
36900			0	1978	1976	(26,694.00)	0
36900		0	0	1979	1976	(3,227.54)	0
36900			0	1979	1976	(13,873.00)	0
36900		0	0	1980	1976	(3,174.56)	0
36900			0	1980	1976	(5,394.00)	0
36900		0	0	1981	1976	(3,036.41)	0
36900			0	1981	1976	(8,355.00)	0
36900		0	0	1982	1976	(2,749.99)	0
36900			0	1982	1976	(8,151.00)	0
36900		0	0	1983	1976	(3,865.07)	0
36900			0	1983	1976	(9,338.00)	0
36900		0	0	1984	1976	(4,659.11)	0
36900			0	1984	1976	(7,852.00)	0
36900		0	0	1985	1976	(4,537.75)	0
36900			0	1985	1976	(9,162.00)	0
36900		0	0	1986	1976	(7,399.18)	0
36900			0	1986	1976	(9,230.00)	0
36900		0	0	1987	1976	(6,232.31)	0
36900			0	1987	1976	(8,203.00)	0
36900		0	0	1988	1976	(4,758.61)	0
36900			0	1988	1976	(10,858.00)	0
36900		0	0	1989	1976	(7,197.62)	0
36900			0	1989	1976	(7,618.00)	0
36900		0	0	1990	1976	(7,976.13)	0
36900			0	1990	1976	(7,361.00)	0
36900		0	0	1991	1976	(7,017.27)	0
36900			0	1991	1976	(7,621.00)	0
36900		0	0	1992	1976	(5,396.37)	0
36900			0	1992	1976	(7,053.00)	0
36900		0	0	1994	1976	(8,706.36)	0
36900			0	1994	1976	(9,029.00)	0
36900		0	0	1995	1976	(5,881.66)	0
36900			0	1995	1976	(4,829.00)	0
36900		0	0	1996	1976	(7,738.56)	0
36900			0	1996	1976	(4,399.00)	0
36900		0	0	1997	1976	(8,535.52)	0
36900			0	1997	1976	(3,452.00)	0
36900		0	0	1998	1976	(6,719.53)	0
36900			0	1998	1976	(1,973.00)	0
36900			0	1999	1976	(3,203.00)	0
36900		0	0	1999	1976	(4,718.27)	0
36900			0	2000	1976	(4,247.00)	0
36900			0	2001	1976	(1,271.00)	0
36900			0	2003	1976	(209.40)	0
36900			0	2004	1976	(160.02)	0
36900			0	2010	1976	(90,055.16)	0

Charnas

AccountNumber	GroupNumber	CompanyNumber	TransactionCode	TransactionYear	InstallationYear	Amount	AdjustedTY
36900			0	2011	1976	(4,072.64)	0
36900			8	2011	1976	985,282.59	0
36900		0	0	1977	1977	(1,423.85)	0
36900			9	1977	1977	1,625,606.00	0
36900			0	1977	1977	(39,952.00)	0
36900			0	1977	1977	39,952.00	0
36900		0	0	1978	1977	(4,016.13)	0
36900			0	1978	1977	(117,450.00)	0
36900			0	1978	1977	117,450.00	0
36900		0	0	1979	1977	(3,367.66)	0
36900			0	1979	1977	(10,706.00)	0
36900		0	0	1980	1977	(3,355.11)	0
36900			0	1980	1977	(4,674.00)	0
36900		0	0	1981	1977	(3,235.44)	0
36900			0	1981	1977	(6,747.00)	0
36900		0	0	1982	1977	(2,966.33)	0
36900			0	1982	1977	(5,721.00)	0
36900		0	0	1983	1977	(4,136.47)	0
36900			0	1983	1977	(7,615.00)	0
36900		0	0	1984	1977	(4,939.23)	0
36900			0	1984	1977	(4,522.00)	0
36900		0	0	1985	1977	(4,855.80)	0
36900			0	1985	1977	(5,847.00)	0
36900		0	0	1986	1977	(7,790.92)	0
36900			0	1986	1977	(5,265.00)	0
36900		0	0	1987	1977	(6,648.55)	0
36900			0	1987	1977	(9,856.00)	0
36900		0	0	1988	1977	(5,169.08)	0
36900			0	1988	1977	(5,422.00)	0
36900		0	0	1989	1977	(7,741.50)	0
36900			0	1989	1977	(6,806.00)	0
36900		0	0	1990	1977	(8,569.78)	0
36900			0	1990	1977	(8,623.00)	0
36900		0	0	1991	1977	(7,623.53)	0
36900			0	1991	1977	(8,509.00)	0
36900		0	0	1992	1977	(5,920.12)	0
36900			0	1992	1977	(7,765.00)	0
36900		0	0	1994	1977	(9,453.10)	0
36900			0	1994	1977	(10,454.00)	0
36900		0	0	1995	1977	(6,493.89)	0
36900			0	1995	1977	(7,423.00)	0
36900		0	0	1996	1977	(8,508.78)	0
36900			0	1996	1977	(4,645.00)	0
36900		0	0	1997	1977	(9,390.17)	0
36900			0	1997	1977	(6,802.00)	0
36900		0	0	1998	1977	(7,453.23)	0
36900			0	1998	1977	(6,210.00)	0
36900			0	1999	1977	(5,421.00)	0
36900		0	0	1999	1977	(5,264.32)	0
36900			0	2000	1977	(11,409.00)	0
36900			0	2001	1977	(1,130.00)	0
36900			0	2003	1977	(238.39)	0
36900			0	2004	1977	(83.97)	0
36900			0	2010	1977	(105,442.65)	0
36900			0	2011	1977	(4,097.06)	0
36900			8	2011	1977	1,235,848.94	0
36900		0	0	1978	1978	(1,798.11)	0
36900			9	1978	1978	1,642,279.00	0
36900			0	1978	1978	(54,040.00)	0
36900			0	1978	1978	54,040.00	0

Charnas

AccountNumber	GroupNumber	CompanyNumber	TransactionCode	TransactionYear	InstallationYear	Amount	AdjustedTY
36900		0	0	1979	1978	(3,011.97)	0
36900			0	1979	1978	(51,275.00)	0
36900			0	1979	1978	51,275.00	0
36900		0	0	1980	1978	(3,034.63)	0
36900			0	1980	1978	(16,332.00)	0
36900		0	0	1981	1978	(2,966.65)	0
36900			0	1981	1978	(14,955.00)	0
36900		0	0	1982	1978	(2,751.02)	0
36900			0	1982	1978	(10,902.00)	0
36900		0	0	1983	1978	(3,768.60)	0
36900			0	1983	1978	(11,650.00)	0
36900		0	0	1984	1978	(4,505.36)	0
36900			0	1984	1978	(11,646.00)	0
36900		0	0	1985	1978	(4,461.30)	0
36900			0	1985	1978	(10,874.00)	0
36900		0	0	1986	1978	(7,025.54)	0
36900			0	1986	1978	(10,492.00)	0
36900		0	0	1987	1978	(6,081.76)	0
36900			0	1987	1978	(12,037.00)	0
36900		0	0	1988	1978	(4,810.79)	0
36900			0	1988	1978	(15,160.00)	0
36900		0	0	1989	1978	(7,103.44)	0
36900			0	1989	1978	(15,939.00)	0
36900		0	0	1990	1978	(7,901.95)	0
36900			0	1990	1978	(15,021.00)	0
36900		0	0	1991	1978	(7,070.64)	0
36900			0	1991	1978	(11,481.00)	0
36900		0	0	1992	1978	(5,565.00)	0
36900			0	1992	1978	(11,133.00)	0
36900		0	0	1994	1978	(8,831.24)	0
36900			0	1994	1978	(26,389.00)	0
36900		0	0	1995	1978	(6,140.87)	0
36900			0	1995	1978	(10,595.00)	0
36900		0	0	1996	1978	(8,004.04)	0
36900			0	1996	1978	(13,734.00)	0
36900		0	0	1997	1978	(8,849.99)	0
36900			0	1997	1978	(7,987.00)	0
36900		0	0	1998	1978	(7,083.18)	0
36900			0	1998	1978	(8,697.00)	0
36900			0	1999	1978	(5,261.00)	0
36900		0	0	1999	1978	(5,064.13)	0
36900			0	2000	1978	(11,072.00)	0
36900			0	2001	1978	(250.00)	0
36900			0	2003	1978	(250.37)	0
36900			0	2010	1978	(123,640.49)	0
36900			0	2011	1978	(3,320.61)	0
36900			8	2011	1978	1,147,630.32	0
36900		0	0	1979	1979	(1,430.74)	0
36900			9	1979	1979	1,705,944.00	0
36900			0	1979	1979	(31,530.00)	0
36900			0	1979	1979	31,530.00	0
36900		0	0	1980	1979	(2,816.86)	0
36900			0	1980	1979	(50,885.00)	0
36900			0	1980	1979	50,885.00	0
36900		0	0	1981	1979	(2,786.35)	0
36900			0	1981	1979	(17,664.00)	0
36900		0	0	1982	1979	(2,620.62)	0
36900			0	1982	1979	(9,639.00)	0
36900		0	0	1983	1979	(3,549.27)	0
36900			0	1983	1979	(10,240.00)	0

Charnas

AccountNumber	GroupNumber	CompanyNumber	TransactionCode	TransactionYear	InstallationYear	Amount	AdjustedTY
36900		0	0	1984	1979	(4,221.19)	0
36900			0	1984	1979	(9,698.00)	0
36900		0	0	1985	1979	(4,201.72)	0
36900			0	1985	1979	(11,204.00)	0
36900		0	0	1986	1979	(6,501.71)	0
36900			0	1986	1979	(8,972.00)	0
36900		0	0	1987	1979	(5,721.92)	0
36900			0	1987	1979	(10,685.00)	0
36900		0	0	1988	1979	(4,597.22)	0
36900			0	1988	1979	(10,241.00)	0
36900		0	0	1989	1979	(6,707.43)	0
36900			0	1989	1979	(12,519.00)	0
36900		0	0	1990	1979	(7,440.53)	0
36900			0	1990	1979	(12,657.00)	0
36900		0	0	1991	1979	(6,738.75)	0
36900			0	1991	1979	(10,883.00)	0
36900		0	0	1992	1979	(5,371.13)	0
36900			0	1992	1979	(8,913.00)	0
36900		0	0	1994	1979	(8,470.10)	0
36900			0	1994	1979	(24,427.00)	0
36900		0	0	1995	1979	(5,960.14)	0
36900			0	1995	1979	(11,814.00)	0
36900		0	0	1996	1979	(7,737.97)	0
36900			0	1996	1979	(9,824.00)	0
36900		0	0	1997	1979	(8,562.80)	0
36900			0	1997	1979	(11,382.00)	0
36900		0	0	1998	1979	(6,909.42)	0
36900			0	1998	1979	(6,987.00)	0
36900			0	1999	1979	(7,063.00)	0
36900		0	0	1999	1979	(4,992.58)	0
36900			0	2000	1979	(23,681.00)	0
36900			0	2001	1979	(5,111.00)	0
36900			0	2002	1979	(1,390.00)	0
36900			0	2003	1979	(496.90)	0
36900			0	2004	1979	(539.88)	0
36900			0	2010	1979	(107,907.88)	0
36900			0	2011	1979	(3,875.88)	0
36900			8	2011	1979	1,250,791.01	0
36900		0	0	1980	1980	(1,152.39)	0
36900			9	1980	1980	1,512,082.00	0
36900			0	1980	1980	(21,705.00)	0
36900			0	1980	1980	21,705.00	0
36900		0	0	1981	1980	(2,234.78)	0
36900			0	1981	1980	(40,745.00)	0
36900			0	1981	1980	40,745.00	0
36900		0	0	1982	1980	(2,128.42)	0
36900			0	1982	1980	(14,407.00)	0
36900		0	0	1983	1980	(2,833.72)	0
36900			0	1983	1980	(15,843.00)	0
36900		0	0	1984	1980	(3,354.17)	0
36900			0	1984	1980	(13,501.00)	0
36900		0	0	1985	1980	(3,377.25)	0
36900			0	1985	1980	(15,542.00)	0
36900		0	0	1986	1980	(5,124.74)	0
36900			0	1986	1980	(19,397.00)	0
36900		0	0	1987	1980	(4,569.95)	0
36900			0	1987	1980	(14,687.00)	0
36900		0	0	1988	1980	(3,729.10)	0
36900			0	1988	1980	(22,607.00)	0
36900		0	0	1989	1980	(5,396.21)	0

Charnas

AccountNumber	GroupNumber	CompanyNumber	TransactionCode	TransactionYear	InstallationYear	Amount	AdjustedTY
36900			0	1989	1980	(27,069.00)	0
36900		0	0	1990	1980	(5,999.59)	0
36900			0	1990	1980	(20,815.00)	0
36900		0	0	1991	1980	(5,484.11)	0
36900			0	1991	1980	(20,499.00)	0
36900		0	0	1992	1980	(4,416.92)	0
36900			0	1992	1980	(16,425.00)	0
36900		0	0	1994	1980	(6,886.21)	0
36900			0	1994	1980	(59,528.00)	0
36900		0	0	1995	1980	(4,932.50)	0
36900			0	1995	1980	(31,837.00)	0
36900		0	0	1996	1980	(6,375.23)	0
36900			0	1996	1980	(30,523.00)	0
36900		0	0	1997	1980	(7,057.40)	0
36900			0	1997	1980	(29,729.00)	0
36900		0	0	1998	1980	(5,733.41)	0
36900			0	1998	1980	(22,235.00)	0
36900			0	1999	1980	(20,236.00)	0
36900		0	0	1999	1980	(4,183.70)	0
36900			0	2000	1980	(22,597.00)	0
36900			0	2001	1980	(1,319.00)	0
36900			0	2002	1980	(1,249.00)	0
36900			0	2003	1980	(1,319.28)	0
36900			0	2004	1980	(543.10)	0
36900			0	2010	1980	(85,538.05)	0
36900			0	2011	1980	(2,268.94)	0
36900			8	2011	1980	917,397.83	0
36900		0	0	1981	1981	(1,184.65)	0
36900			9	1981	1981	1,725,691.00	0
36900			0	1981	1981	(22,789.00)	0
36900			0	1981	1981	22,789.00	0
36900		0	0	1982	1981	(2,223.73)	0
36900			0	1982	1981	(35,134.00)	0
36900			0	1982	1981	35,134.00	0
36900		0	0	1983	1981	(2,922.29)	0
36900			0	1983	1981	(15,213.00)	0
36900		0	0	1984	1981	(3,444.09)	0
36900			0	1984	1981	(14,269.00)	0
36900		0	0	1985	1981	(3,487.20)	0
36900			0	1985	1981	(14,602.00)	0
36900		0	0	1986	1981	(5,192.57)	0
36900			0	1986	1981	(3,238.00)	0
36900		0	0	1987	1981	(4,703.20)	0
36900			0	1987	1981	(10,242.00)	0
36900		0	0	1988	1981	(3,906.02)	0
36900			0	1988	1981	(24,966.00)	0
36900		0	0	1989	1981	(5,563.76)	0
36900			0	1989	1981	(12,078.00)	0
36900		0	0	1990	1981	(6,202.38)	0
36900			0	1990	1981	(9,266.00)	0
36900		0	0	1991	1981	(5,705.30)	0
36900			0	1991	1981	(11,696.00)	0
36900		0	0	1992	1981	(4,670.78)	0
36900			0	1992	1981	(8,107.00)	0
36900		0	0	1994	1981	(7,234.50)	0
36900			0	1994	1981	(13,518.00)	0
36900		0	0	1995	1981	(5,249.28)	0
36900			0	1995	1981	(7,466.00)	0
36900		0	0	1996	1981	(6,753.47)	0
36900			0	1996	1981	(8,156.00)	0

AccountNumber	GroupNumber	CompanyNumber	TransactionCode	TransactionYear	InstallationYear	Amount	AdjustedTY
36900		0	0	1997	1981	(7,478.74)	0
36900			0	1997	1981	(6,582.00)	0
36900		0	0	1998	1981	(6,129.07)	0
36900			3	1998	1981	1,861.00	0
36900			0	1998	1981	(5,646.00)	0
36900			0	1999	1981	(2,959.00)	0
36900		0	0	1999	1981	(4,535.23)	0
36900			0	2000	1981	(3,341.00)	0
36900			0	2001	1981	(1,059.00)	0
36900			0	2002	1981	(834.00)	0
36900			0	2003	1981	(229.63)	0
36900			0	2004	1981	(208.93)	0
36900			0	2010	1981	(122,802.19)	0
36900			0	2011	1981	(3,967.01)	0
36900			8	2011	1981	1,340,519.98	0
36900		0	0	1982	1982	(1,020.87)	0
36900			9	1982	1982	1,694,219.00	0
36900			0	1982	1982	(18,507.00)	0
36900			0	1982	1982	18,507.00	0
36900		0	0	1983	1982	(2,583.02)	0
36900			0	1983	1982	(86,939.00)	0
36900			0	1983	1982	86,939.00	0
36900		0	0	1984	1982	(3,039.47)	0
36900			0	1984	1982	(17,658.00)	0
36900		0	0	1985	1982	(3,097.50)	0
36900			0	1985	1982	(12,451.00)	0
36900		0	0	1986	1982	(4,519.78)	0
36900			0	1986	1982	(9,010.00)	0
36900		0	0	1987	1982	(4,164.64)	0
36900			0	1987	1982	(11,317.00)	0
36900		0	0	1988	1982	(3,515.99)	0
36900			0	1988	1982	(8,641.00)	0
36900		0	0	1989	1982	(4,950.89)	0
36900			0	1989	1982	(10,003.00)	0
36900		0	0	1990	1982	(5,506.02)	0
36900			0	1990	1982	(11,051.00)	0
36900		0	0	1991	1982	(5,127.96)	0
36900			0	1991	1982	(10,043.00)	0
36900		0	0	1992	1982	(4,244.19)	0
36900			0	1992	1982	(8,731.00)	0
36900		0	0	1994	1982	(6,524.21)	0
36900			0	1994	1982	(19,359.00)	0
36900		0	0	1995	1982	(4,800.11)	0
36900			0	1995	1982	(11,199.00)	0
36900		0	0	1996	1982	(6,145.92)	0
36900			0	1996	1982	(9,089.00)	0
36900		0	0	1997	1982	(6,799.52)	0
36900			0	1997	1982	(7,344.00)	0
36900		0	0	1998	1982	(5,628.98)	0
36900			0	1998	1982	(5,554.00)	0
36900			0	1999	1982	(5,044.00)	0
36900		0	0	1999	1982	(4,190.32)	0
36900			0	2000	1982	(4,458.00)	0
36900			0	2003	1982	(1,096.50)	0
36900			0	2010	1982	(104,771.03)	0
36900			0	2011	1982	(3,246.48)	0
36900			8	2011	1982	1,348,293.60	0
36900		0	0	1983	1983	(1,902.96)	0
36900			9	1983	1983	2,691,453.00	0
36900		0	0	1984	1983	(4,315.71)	0

Charnas

AccountNumber	GroupNumber	CompanyNumber	TransactionCode	TransactionYear	InstallationYear	Amount	AdjustedTY
36900			0	1984	1983	(110,833.00)	0
36900			0	1984	1983	110,833.00	0
36900		0	0	1985	1983	(4,446.15)	0
36900			0	1985	1983	(19,997.00)	0
36900		0	0	1986	1983	(6,358.89)	0
36900			0	1986	1983	(11,690.00)	0
36900		0	0	1987	1983	(5,936.17)	0
36900			0	1987	1983	(12,966.00)	0
36900		0	0	1988	1983	(5,116.91)	0
36900			0	1988	1983	(10,744.00)	0
36900		0	0	1989	1983	(7,089.12)	0
36900			0	1989	1983	(10,424.00)	0
36900		0	0	1990	1983	(7,923.92)	0
36900			0	1990	1983	(10,778.00)	0
36900		0	0	1991	1983	(7,435.71)	0
36900			0	1991	1983	(8,067.00)	0
36900		0	0	1992	1983	(6,235.05)	0
36900			0	1992	1983	(6,642.00)	0
36900		0	0	1994	1983	(9,471.03)	0
36900			0	1994	1983	(18,360.00)	0
36900		0	0	1995	1983	(7,095.79)	0
36900			0	1995	1983	(6,743.00)	0
36900		0	0	1996	1983	(9,040.79)	0
36900			0	1996	1983	(6,875.00)	0
36900		0	0	1997	1983	(9,995.73)	0
36900			0	1997	1983	(3,961.00)	0
36900		0	0	1998	1983	(8,357.37)	0
36900			3	1998	1983	(653.00)	0
36900			0	1998	1983	(4,770.00)	0
36900			0	1999	1983	(4,110.00)	0
36900		0	0	1999	1983	(6,304.93)	0
36900			0	2000	1983	(6,444.00)	0
36900			0	2001	1983	(1,668.00)	0
36900			0	2002	1983	(174.00)	0
36900			0	2003	1983	(1,106.83)	0
36900			0	2004	1983	(871.06)	0
36900			0	2010	1983	(209,708.54)	0
36900			0	2011	1983	(4,484.22)	0
36900			8	2011	1983	2,223,190.12	0
36900		0	0	1984	1984	(1,871.70)	0
36900			9	1984	1984	2,522,335.00	0
36900			0	1984	1984	(23.00)	0
36900		0	0	1985	1984	(3,764.20)	0
36900			0	1985	1984	(105,016.00)	0
36900			0	1985	1984	105,016.00	0
36900		0	0	1986	1984	(5,272.56)	0
36900			0	1986	1984	(19,265.00)	0
36900		0	0	1987	1984	(5,005.11)	0
36900			0	1987	1984	(12,346.00)	0
36900		0	0	1988	1984	(4,376.69)	0
36900			0	1988	1984	(13,612.00)	0
36900		0	0	1989	1984	(6,000.40)	0
36900			0	1989	1984	(13,035.00)	0
36900		0	0	1990	1984	(6,684.86)	0
36900			0	1990	1984	(8,696.00)	0
36900		0	0	1991	1984	(6,342.88)	0
36900			0	1991	1984	(9,285.00)	0
36900		0	0	1992	1984	(5,399.35)	0
36900			0	1992	1984	(8,043.00)	0
36900		0	0	1994	1984	(8,141.51)	0

Charnas

AccountNumber	GroupNumber	CompanyNumber	TransactionCode	TransactionYear	InstallationYear	Amount	AdjustedTY
36900			0	1994	1984	(17,322.00)	0
36900		0	0	1995	1984	(6,183.18)	0
36900			0	1995	1984	(8,949.00)	0
36900		0	0	1996	1984	(7,838.29)	0
36900			0	1996	1984	(14,102.00)	0
36900		0	0	1997	1984	(8,668.41)	0
36900			0	1997	1984	(9,728.00)	0
36900		0	0	1998	1984	(7,313.45)	0
36900			0	1998	1984	(7,868.00)	0
36900			0	1999	1984	(5,364.00)	0
36900		0	0	1999	1984	(5,577.17)	0
36900			0	2000	1984	(5,606.00)	0
36900			0	2001	1984	(715.00)	0
36900			0	2003	1984	(1,213.05)	0
36900			0	2004	1984	(311.54)	0
36900			0	2010	1984	(203,600.94)	0
36900			0	2011	1984	(3,222.01)	0
36900			8	2011	1984	2,071,588.70	0
36900		0	0	1985	1985	(1,811.68)	0
36900			9	1985	1985	2,614,817.00	0
36900		0	0	1986	1985	(4,831.76)	0
36900			0	1986	1985	(197,926.00)	0
36900			0	1986	1985	197,926.00	0
36900		0	0	1987	1985	(4,667.69)	0
36900			0	1987	1985	(33,163.00)	0
36900		0	0	1988	1985	(4,146.81)	0
36900			0	1988	1985	(16,440.00)	0
36900		0	0	1989	1985	(5,612.76)	0
36900			0	1989	1985	(18,209.00)	0
36900		0	0	1990	1985	(6,262.06)	0
36900			0	1990	1985	(22,030.00)	0
36900		0	0	1991	1985	(6,003.43)	0
36900			0	1991	1985	(19,415.00)	0
36900		0	0	1992	1985	(5,167.81)	0
36900			0	1992	1985	(17,638.00)	0
36900		0	0	1994	1985	(7,723.06)	0
36900			0	1994	1985	(50,960.00)	0
36900		0	0	1995	1985	(5,954.75)	0
36900			0	1995	1985	(28,016.00)	0
36900		0	0	1996	1985	(7,508.71)	0
36900			0	1996	1985	(33,162.00)	0
36900		0	0	1997	1985	(8,306.27)	0
36900			0	1997	1985	(27,785.00)	0
36900		0	0	1998	1985	(7,072.63)	0
36900			0	1998	1985	(29,058.00)	0
36900			0	1999	1985	(24,344.00)	0
36900		0	0	1999	1985	(5,442.24)	0
36900			0	2000	1985	(19,758.00)	0
36900			0	2001	1985	(13,497.00)	0
36900			0	2002	1985	(2,707.00)	0
36900			0	2003	1985	(6,358.22)	0
36900			0	2004	1985	(2,590.51)	0
36900			0	2010	1985	(162,176.79)	0
36900			0	2011	1985	(3,202.95)	0
36900			8	2011	1985	2,003,794.87	0
36900		0	0	1986	1986	(2,022.73)	0
36900			9	1986	1986	2,396,207.00	0
36900		0	0	1987	1986	(3,826.39)	0
36900			0	1987	1986	(151,767.00)	0
36900			0	1987	1986	151,767.00	0

Charnas

AccountNumber	GroupNumber	CompanyNumber	TransactionCode	TransactionYear	InstallationYear	Amount	AdjustedTY
36900		0	0	1988	1986	(3,475.55)	0
36900			0	1988	1986	(21,867.00)	0
36900		0	0	1989	1986	(4,622.91)	0
36900			0	1989	1986	(15,856.00)	0
36900		0	0	1990	1986	(5,172.64)	0
36900			0	1990	1986	(11,284.00)	0
36900		0	0	1991	1986	(4,995.71)	0
36900			0	1991	1986	(9,624.00)	0
36900		0	0	1992	1986	(4,369.49)	0
36900			0	1992	1986	(6,837.00)	0
36900		0	0	1994	1986	(6,450.03)	0
36900			0	1994	1986	(18,400.00)	0
36900		0	0	1995	1986	(5,065.94)	0
36900			0	1995	1986	(6,473.00)	0
36900		0	0	1996	1986	(6,353.24)	0
36900			0	1996	1986	(7,962.00)	0
36900		0	0	1997	1986	(7,029.28)	0
36900			0	1997	1986	(7,436.00)	0
36900		0	0	1998	1986	(6,041.01)	0
36900			0	1998	1986	(4,770.00)	0
36900			0	1999	1986	(6,312.00)	0
36900		0	0	1999	1986	(4,718.69)	0
36900			0	2000	1986	(3,515.00)	0
36900			0	2001	1986	(1,627.00)	0
36900			0	2003	1986	(2,009.88)	0
36900			0	2004	1986	(671.85)	0
36900			0	2009	1986	(151.81)	0
36900			0	2010	1986	(146,561.96)	0
36900			0	2011	1986	(3,974.53)	0
36900			8	2011	1986	2,056,730.36	0
36900		0	0	1987	1987	(1,371.74)	0
36900			9	1987	1987	1,855,708.00	0
36900			0	1987	1987	(2,906.00)	0
36900		0	0	1988	1987	(2,459.69)	0
36900			0	1988	1987	(109,482.00)	0
36900			0	1988	1987	109,482.00	0
36900		0	0	1989	1987	(3,230.48)	0
36900			0	1989	1987	(18,357.00)	0
36900		0	0	1990	1987	(3,601.11)	0
36900			0	1990	1987	(10,758.00)	0
36900		0	0	1991	1987	(3,520.81)	0
36900			0	1991	1987	(8,085.00)	0
36900		0	0	1992	1987	(3,119.90)	0
36900			0	1992	1987	(4,970.00)	0
36900		0	0	1994	1987	(4,568.05)	0
36900			0	1994	1987	(15,173.00)	0
36900		0	0	1995	1987	(3,639.05)	0
36900			0	1995	1987	(5,860.00)	0
36900		0	0	1996	1987	(4,532.99)	0
36900			0	1996	1987	(10,466.00)	0
36900		0	0	1997	1987	(5,021.99)	0
36900			0	1997	1987	(8,119.00)	0
36900		0	0	1998	1987	(4,356.94)	0
36900			0	1998	1987	(6,936.00)	0
36900			0	1999	1987	(4,284.00)	0
36900		0	0	1999	1987	(3,424.80)	0
36900			0	2000	1987	(1,913.00)	0
36900			0	2001	1987	(1,439.00)	0
36900			0	2002	1987	(3,091.00)	0
36900			0	2003	1987	(396.88)	0

AccountNumber	GroupNumber	CompanyNumber	TransactionCode	TransactionYear	InstallationYear	Amount	AdjustedTY
36900			0	2010	1987	(110,848.07)	0
36900			0	2011	1987	(2,455.02)	0
36900			8	2011	1987	1,596,803.48	0
36900		0	0	1988	1988	(1,655.12)	0
36900			9	1988	1988	2,674,211.00	0
36900			0	1988	1988	(2,314.00)	0
36900		0	0	1989	1988	(4,176.75)	0
36900			0	1989	1988	(96,668.00)	0
36900			0	1989	1988	96,668.00	0
36900		0	0	1990	1988	(4,678.83)	0
36900			0	1990	1988	(31,361.00)	0
36900		0	0	1991	1988	(4,616.80)	0
36900			0	1991	1988	(18,231.00)	0
36900		0	0	1992	1988	(4,141.89)	0
36900			0	1992	1988	(11,783.00)	0
36900		0	0	1994	1988	(6,002.56)	0
36900			0	1994	1988	(31,521.00)	0
36900		0	0	1995	1988	(4,860.24)	0
36900			0	1995	1988	(17,602.00)	0
36900		0	0	1996	1988	(6,015.75)	0
36900			0	1996	1988	(15,952.00)	0
36900		0	0	1997	1988	(6,669.12)	0
36900			0	1997	1988	(13,151.00)	0
36900		0	0	1998	1988	(5,841.48)	0
36900			0	1998	1988	(18,420.00)	0
36900			0	1999	1988	(11,238.00)	0
36900		0	0	1999	1988	(4,659.24)	0
36900			0	2000	1988	(7,767.00)	0
36900			0	2001	1988	(366.00)	0
36900			0	2002	1988	(611.00)	0
36900			0	2003	1988	(180.95)	0
36900			0	2004	1988	(361.90)	0
36900			0	2010	1988	(171,182.61)	0
36900			0	2011	1988	(3,030.36)	0
36900			8	2011	1988	2,265,820.40	0
36900		0	0	1989	1989	(2,066.57)	0
36900			9	1989	1989	2,856,156.00	0
36900			0	1989	1989	(80,989.00)	0
36900			0	1989	1989	80,989.00	0
36900		0	0	1990	1989	(4,480.58)	0
36900			0	1990	1989	(183,370.00)	0
36900			0	1990	1989	183,370.00	0
36900		0	0	1991	1989	(4,462.29)	0
36900			0	1991	1989	(30,939.00)	0
36900		0	0	1992	1989	(4,072.42)	0
36900			0	1992	1989	(16,197.00)	0
36900		0	0	1994	1989	(5,828.25)	0
36900			0	1994	1989	(44,531.00)	0
36900		0	0	1995	1989	(4,807.68)	0
36900			0	1995	1989	(21,547.00)	0
36900		0	0	1996	1989	(5,916.45)	0
36900			0	1996	1989	(11,728.00)	0
36900		0	0	1997	1989	(6,557.72)	0
36900			0	1997	1989	(13,808.00)	0
36900		0	0	1998	1989	(5,790.29)	0
36900			0	1998	1989	(10,773.00)	0
36900			0	1999	1989	(9,410.00)	0
36900		0	0	1999	1989	(4,678.21)	0
36900			0	2000	1989	(6,195.00)	0
36900			0	2001	1989	(1,443.00)	0

Charnas

AccountNumber	GroupNumber	CompanyNumber	TransactionCode	TransactionYear	InstallationYear	Amount	AdjustedTY
36900			0	2002	1989	(953.00)	0
36900			0	2003	1989	(778.28)	0
36900			0	2004	1989	(381.00)	0
36900			0	2010	1989	(162,861.01)	0
36900			0	2011	1989	(2,817.33)	0
36900			8	2011	1989	2,473,133.92	0
36900		0	0	1990	1990	(2,040.18)	0
36900			9	1990	1990	2,807,575.00	0
36900			0	1990	1990	(15,487.00)	0
36900			0	1990	1990	15,487.00	0
36900		0	0	1991	1990	(3,989.95)	0
36900			0	1991	1990	(162,656.00)	0
36900			0	1991	1990	162,656.00	0
36900		0	0	1992	1990	(3,684.40)	0
36900			0	1992	1990	(28,178.00)	0
36900		0	0	1994	1990	(5,226.14)	0
36900			0	1994	1990	(49,665.00)	0
36900		0	0	1995	1990	(4,374.77)	0
36900			0	1995	1990	(36,867.00)	0
36900		0	0	1996	1990	(5,352.05)	0
36900			0	1996	1990	(36,236.00)	0
36900		0	0	1997	1990	(5,917.14)	0
36900			0	1997	1990	(28,130.00)	0
36900		0	0	1998	1990	(5,286.35)	0
36900			0	1998	1990	(25,134.00)	0
36900			0	1999	1990	(20,146.00)	0
36900		0	0	1999	1990	(4,316.15)	0
36900			0	2000	1990	(16,540.00)	0
36900			0	2001	1990	(9,015.00)	0
36900			0	2002	1990	(3,015.00)	0
36900			0	2003	1990	(1,457.38)	0
36900			0	2004	1990	(974.10)	0
36900			0	2010	1990	(164,967.35)	0
36900			0	2011	1990	(2,532.67)	0
36900			8	2011	1990	2,344,530.37	0
36900		0	0	1991	1991	(1,886.99)	0
36900			9	1991	1991	2,853,497.00	0
36900			0	1991	1991	(9,957.00)	0
36900			0	1991	1991	9,957.00	0
36900		0	0	1992	1991	(3,443.90)	0
36900			0	1992	1991	(121,280.00)	0
36900			0	1992	1991	121,280.00	0
36900		0	0	1994	1991	(4,829.53)	0
36900			0	1994	1991	(27,516.00)	0
36900		0	0	1995	1991	(4,113.38)	0
36900			0	1995	1991	(7,575.00)	0
36900		0	0	1996	1991	(5,002.10)	0
36900			0	1996	1991	(10,235.00)	0
36900		0	0	1997	1991	(5,529.52)	0
36900			0	1997	1991	(8,552.00)	0
36900		0	0	1998	1991	(4,989.13)	0
36900			0	1998	1991	(6,493.00)	0
36900			0	1999	1991	(3,848.00)	0
36900		0	0	1999	1991	(4,137.60)	0
36900			0	2000	1991	(3,078.00)	0
36900			0	2001	1991	(1,273.00)	0
36900			0	2002	1991	(424.00)	0
36900			0	2003	1991	(270.03)	0
36900			0	2004	1991	(212.17)	0
36900			0	2009	1991	(620.59)	0

AccountNumber	GroupNumber	CompanyNumber	TransactionCode	TransactionYear	InstallationYear	Amount	AdjustedTY
36900			0	2010	1991	(160,121.79)	0
36900			0	2011	1991	(2,942.66)	0
36900			8	2011	1991	2,586,403.61	0
36900		0	0	1992	1992	(1,678.61)	0
36900			9	1992	1992	2,963,861.00	0
36900			0	1992	1992	(11,668.00)	0
36900			0	1992	1992	11,668.00	0
36900			0	1993	1992	(1,071.00)	0
36900		0	0	1994	1992	(4,553.16)	0
36900			0	1994	1992	(179,543.00)	0
36900		0	0	1995	1992	(3,949.81)	0
36900			0	1995	1992	(17,471.00)	0
36900		0	0	1996	1992	(4,774.22)	0
36900			0	1996	1992	(11,611.00)	0
36900		0	0	1997	1992	(5,276.35)	0
36900			0	1997	1992	(10,023.00)	0
36900		0	0	1998	1992	(4,808.37)	0
36900			0	1998	1992	(8,958.00)	0
36900			0	1999	1992	(4,532.00)	0
36900		0	0	1999	1992	(4,013.01)	0
36900			0	2000	1992	(3,413.00)	0
36900			0	2001	1992	(1,755.00)	0
36900			0	2002	1992	(292.00)	0
36900			0	2003	1992	(966.15)	0
36900			0	2010	1992	(161,777.03)	0
36900			0	2011	1992	(2,689.36)	0
36900			8	2011	1992	2,530,705.93	0
36900			9	1993	1993	3,600,249.00	0
36900		0	0	1994	1993	(5,031.42)	0
36900			0	1994	1993	(201,010.00)	0
36900			0	1994	1993	201,010.00	0
36900		0	0	1995	1993	(4,431.54)	0
36900			0	1995	1993	(20,311.00)	0
36900		0	0	1996	1993	(5,322.04)	0
36900			0	1996	1993	(13,867.00)	0
36900		0	0	1997	1993	(5,881.03)	0
36900			0	1997	1993	(10,388.00)	0
36900		0	0	1998	1993	(5,413.37)	0
36900			0	1998	1993	(7,364.00)	0
36900			0	1999	1993	(7,651.00)	0
36900		0	0	1999	1993	(4,588.75)	0
36900			0	2000	1993	(3,650.00)	0
36900			0	2001	1993	(872.00)	0
36900			0	2002	1993	(229.00)	0
36900			0	2010	1993	(201,231.95)	0
36900			0	2011	1993	(3,221.90)	0
36900			8	2011	1993	3,300,795.00	0
36900		0	0	1994	1994	(2,708.23)	0
36900			9	1994	1994	4,164,078.00	0
36900			0	1994	1994	(25,207.00)	0
36900			0	1994	1994	25,207.00	0
36900		0	0	1995	1994	(4,732.05)	0
36900			0	1995	1994	(116,239.00)	0
36900			0	1995	1994	116,239.00	0
36900		0	0	1996	1994	(5,648.13)	0
36900			0	1996	1994	(29,873.00)	0
36900		0	0	1997	1994	(6,238.00)	0
36900			0	1997	1994	(19,408.00)	0
36900		0	0	1998	1994	(5,800.66)	0
36900			0	1998	1994	(11,006.00)	0

Charnas

AccountNumber	GroupNumber	CompanyNumber	TransactionCode	TransactionYear	InstallationYear	Amount	AdjustedTY
36900			0	1999	1994	(8,281.00)	0
36900		0	0	1999	1994	(4,973.07)	0
36900			0	2000	1994	(1,895.00)	0
36900			0	2001	1994	(1,605.00)	0
36900			0	2002	1994	(982.00)	0
36900			0	2004	1994	(867.01)	0
36900			0	2010	1994	(238,651.06)	0
36900			0	2011	1994	(3,360.96)	0
36900			8	2011	1994	3,818,048.83	0
36900		0	0	1995	1995	(2,694.66)	0
36900			9	1995	1995	5,035,532.00	0
36900			0	1995	1995	(41,821.00)	0
36900			0	1995	1995	41,821.00	0
36900		0	0	1996	1995	(6,266.16)	0
36900			3	1996	1995	490.00	0
36900			0	1996	1995	(149,721.00)	0
36900			0	1996	1995	149,721.00	0
36900		0	0	1997	1995	(6,919.45)	0
36900			3	1997	1995	(490.00)	0
36900			0	1997	1995	(36,389.00)	0
36900		0	0	1998	1995	(6,499.13)	0
36900			0	1998	1995	(21,993.00)	0
36900			0	1999	1995	(12,403.00)	0
36900		0	0	1999	1995	(5,632.37)	0
36900			0	2000	1995	(11,865.00)	0
36900			0	2001	1995	(8,238.00)	0
36900			0	2002	1995	(10,047.00)	0
36900			0	2003	1995	(2,254.36)	0
36900			0	2004	1995	(903.18)	0
36900			0	2009	1995	(45.35)	0
36900			0	2010	1995	(276,540.70)	0
36900			0	2011	1995	(3,826.31)	0
36900			8	2011	1995	4,623,015.33	0
36900		0	0	1996	1996	(3,033.31)	0
36900			9	1996	1996	5,203,828.00	0
36900			0	1996	1996	(62,764.00)	0
36900			0	1996	1996	62,764.00	0
36900		0	0	1997	1996	(6,554.27)	0
36900			0	1997	1996	(240,814.00)	0
36900			0	1997	1996	240,814.00	0
36900		0	0	1998	1996	(6,220.36)	0
36900			0	1998	1996	(30,304.00)	0
36900			0	1999	1996	(8,073.00)	0
36900		0	0	1999	1996	(5,479.46)	0
36900			0	2000	1996	(6,374.00)	0
36900			0	2001	1996	(7,741.00)	0
36900			0	2002	1996	(3,504.00)	0
36900			0	2003	1996	(2,135.90)	0
36900			0	2004	1996	(350.46)	0
36900			0	2009	1996	(214.30)	0
36900			0	2010	1996	(275,671.77)	0
36900			0	2011	1996	(3,154.14)	0
36900			8	2011	1996	4,845,018.03	0
36900		0	0	1997	1997	(3,283.91)	0
36900			9	1997	1997	5,569,541.00	0
36900			0	1997	1997	(8,473.00)	0
36900		0	0	1998	1997	(6,162.78)	0
36900			0	1998	1997	(199,883.00)	0
36900			0	1998	1997	199,883.00	0
36900			0	1999	1997	(20,991.00)	0

Charnas

AccountNumber	GroupNumber	CompanyNumber	TransactionCode	TransactionYear	InstallationYear	Amount	AdjustedTY
36900		0	0	1999	1997	(5,463.12)	0
36900			0	2000	1997	(7,778.00)	0
36900			0	2001	1997	(5,293.00)	0
36900			0	2002	1997	(3,721.00)	0
36900			0	2003	1997	(372.12)	0
36900			0	2004	1997	(744.24)	0
36900			0	2010	1997	(297,082.00)	0
36900			0	2011	1997	(4,540.36)	0
36900			8	2011	1997	5,205,636.47	0
36900		0	0	1998	1998	(2,972.16)	0
36900			9	1998	1998	5,695,325.00	0
36900			0	1998	1998	(1,944.00)	0
36900			0	1999	1998	(152,151.00)	0
36900		0	0	1999	1998	(5,255.10)	0
36900			0	1999	1998	152,151.00	0
36900			0	2000	1998	(72,975.00)	0
36900			0	2001	1998	(15,694.00)	0
36900			0	2002	1998	(19,202.00)	0
36900			0	2003	1998	(5,770.00)	0
36900			0	2004	1998	(2,914.71)	0
36900			0	2009	1998	(4,441.55)	0
36900			0	2010	1998	(297,080.14)	0
36900			0	2011	1998	(2,914.79)	0
36900			8	2011	1998	5,264,161.55	0
36900			9	1999	1999	4,344,468.00	0
36900			0	1999	1999	(8,944.00)	0
36900		0	0	1999	1999	(1,913.39)	0
36900			0	2000	1999	(5,028.00)	0
36900			0	2001	1999	(1,911.00)	0
36900			0	2002	1999	(592.00)	0
36900			0	2010	1999	(16,599.28)	0
36900			0	2011	1999	(238.60)	0
36900			8	2011	1999	4,309,241.73	0
36900			9	2000	2000	3,030,045.00	0
36900			0	2000	2000	(4,648.00)	0
36900			0	2001	2000	(10,443.00)	0
36900			0	2002	2000	(2,677.00)	0
36900			0	2003	2000	(1,315.12)	0
36900			0	2004	2000	(780.30)	0
36900			0	2007	2000	(3,215.06)	0
36900			0	2009	2000	(3,038.34)	0
36900			0	2010	2000	(236,389.32)	0
36900			0	2011	2000	(1,631.84)	0
36900			8	2011	2000	2,765,907.02	0
36900			9	2001	2001	3,144,802.00	0
36900			0	2001	2001	(6,673.00)	0
36900			0	2002	2001	(1,173.00)	0
36900			0	2003	2001	(854.65)	0
36900			0	2004	2001	(703.44)	0
36900			0	2010	2001	(131,016.02)	0
36900			0	2011	2001	(761.40)	0
36900			8	2011	2001	3,003,620.49	0
36900			9	2002	2002	3,223,284.00	0
36900			0	2002	2002	(996.00)	0
36900			0	2003	2002	(2,260.94)	0
36900			0	2004	2002	(489.66)	0
36900			0	2010	2002	(179,364.52)	0
36900			0	2011	2002	(1,130.78)	0
36900			8	2011	2002	3,039,042.10	0
36900			9	2003	2003	1,277,158.26	0

AccountNumber	GroupNumber	CompanyNumber	TransactionCode	TransactionYear	InstallationYear	Amount	AdjustedTY
36900			3	2003	2003	3,394.58	0
36900			0	2004	2003	(744.79)	0
36900			0	2010	2003	(40,930.41)	0
36900			0	2011	2003	(618.01)	0
36900			8	2011	2003	1,238,259.63	0
36900			9	2004	2004	196,821.81	0
36900			0	2010	2004	(13,653.51)	0
36900			8	2011	2004	183,168.30	0
36900			9	2006	2006	27,643.99	0
36900			0	2010	2006	(1,147.84)	0
36900			8	2011	2006	26,496.15	0
36900			9	2007	2007	3,750.88	0
36900			3	2007	2007	9,817.27	0
36900			0	2009	2007	110.13	0
36900			0	2010	2007	(110.13)	2009
36900			0	2010	2007	110.13	0
36900			0	2010	2007	(200.37)	0
36900			0	2011	2007	0.18	2010
36900			8	2011	2007	13,478.09	0
36900			9	2008	2008	1,092.00	0
36900			9	2008	2008	31,372,593.63	0
36900			9	2009	2008	(29,242,818.27)	0
36900			0	2009	2008	(11,101.40)	0
36900			0	2010	2008	(88.29)	0
36900			0	2011	2008	(4.21)	0
36900			0	2011	2008	(8.36)	0
36900			8	2011	2008	2,119,665.10	0
36900			9	2009	2009	65,594.69	0
36900			0	2009	2009	(22,091.96)	0
36900			0	2010	2009	(6,410.83)	0
36900			0	2011	2009	(1.46)	0
36900			0	2011	2009	(6,120.26)	0
36900			0	2011	2009	8,395.40	2009
36900			8	2011	2009	39,365.58	0
36900			9	2010	2010	1,473,101.09	0
36900			9	2010	2010	2,523,334.39	0
36900			0	2010	2010	(134,940.85)	0
36900			0	2011	2010	(118,763.50)	0
36900			0	2011	2010	134,940.85	2010
36900			0	2011	2010	(258,535.36)	0
36900			0	2011	2010	75,511.53	0
36900			9	2011	2010	(42,280.78)	0
36900			0	2011	2010	258,535.36	0
36900			8	2011	2010	3,910,902.73	0
36900			9	2011	2011	8,505,949.44	0
36900			9	2011	2011	(2,129,775.36)	0
36900			9	2011	2011	(1,136,170.23)	0
36900			0	2011	2011	(1,293,299.05)	0
36900			0	2011	2011	48,082.98	0
36900			9	2011	2011	(41,182.85)	0
36900			9	2011	2011	(29,856.91)	0
36900			9	2011	2011	623,466.82	0
36900			0	2011	2011	1,245,216.07	0
36900			8	2011	2011	5,792,430.91	0
37000			9	1904	1904	96,587.00	0
37000			0	1963	1904	(10,544.00)	0
37000			0	1965	1904	(44,963.00)	0
37000			0	1966	1904	(41,080.00)	0
37000			9	1905	1905	11.00	0
37000			0	1963	1905	(11.00)	0

Charnas

AccountNumber	GroupNumber	CompanyNumber	TransactionCode	TransactionYear	InstallationYear	Amount	AdjustedTY
37000			9	1906	1906	10.00	0
37000			0	1963	1906	(10.00)	0
37000			9	1912	1912	73.00	0
37000			0	1963	1912	(73.00)	0
37000			9	1913	1913	72.00	0
37000			0	1963	1913	(72.00)	0
37000			9	1914	1914	89.00	0
37000			0	1963	1914	(89.00)	0
37000			9	1915	1915	131.00	0
37000			0	1963	1915	(131.00)	0
37000			9	1916	1916	334.00	0
37000			0	1963	1916	(334.00)	0
37000			9	1917	1917	364.00	0
37000			0	1963	1917	(364.00)	0
37000			9	1918	1918	179.00	0
37000			0	1963	1918	(179.00)	0
37000			9	1919	1919	389.00	0
37000			0	1963	1919	(389.00)	0
37000			9	1920	1920	952.00	0
37000			0	1963	1920	(952.00)	0
37000			9	1921	1921	756.00	0
37000			0	1963	1921	(756.00)	0
37000			9	1922	1922	879.00	0
37000			0	1963	1922	(879.00)	0
37000			9	1923	1923	1,575.00	0
37000			0	1963	1923	(1,575.00)	0
37000			9	1924	1924	928.00	0
37000			0	1963	1924	(928.00)	0
37000			9	1925	1925	1,007.00	0
37000			0	1963	1925	(1,007.00)	0
37000			9	1926	1926	41,891.00	0
37000			0	1963	1926	(2,307.00)	0
37000			0	1964	1926	(39,584.00)	0
37000			9	1927	1927	67,261.00	0
37000			0	1963	1927	(3,227.00)	0
37000			0	1964	1927	(42,511.00)	0
37000			0	1965	1927	(17.00)	0
37000			0	1966	1927	(165.00)	0
37000			0	1967	1927	(21,341.00)	0
37000			9	1928	1928	55,160.00	0
37000			0	1963	1928	(1,840.00)	0
37000			0	1967	1928	(47,720.00)	0
37000			0	1968	1928	(5,600.00)	0
37000			9	1929	1929	58,079.00	0
37000			0	1963	1929	(3,373.00)	0
37000			0	1968	1929	(54,706.00)	0
37000			9	1930	1930	49,876.00	0
37000			0	1963	1930	(1,511.00)	0
37000			0	1968	1930	(10,420.00)	0
37000			0	1969	1930	(37,945.00)	0
37000			9	1931	1931	14,255.00	0
37000			0	1963	1931	(937.00)	0
37000			0	1969	1931	(13,318.00)	0
37000			9	1932	1932	42,500.00	0
37000			0	1963	1932	(563.00)	0
37000			0	1969	1932	(11,591.00)	0
37000			0	1970	1932	(30,090.00)	0
37000			8	2011	1932	256.00	0
37000			9	1933	1933	26,926.00	0
37000			0	1963	1933	(538.00)	0

Charnas

AccountNumber	GroupNumber	CompanyNumber	TransactionCode	TransactionYear	InstallationYear	Amount	AdjustedTY
37000			0	1970	1933	(26,388.00)	0
37000			9	1934	1934	45,764.00	0
37000			0	1963	1934	(2,882.00)	0
37000			0	1970	1934	(34,525.00)	0
37000			0	1971	1934	(8,357.00)	0
37000			9	1935	1935	62,866.00	0
37000			0	1963	1935	(4,292.00)	0
37000			0	1971	1935	(58,574.00)	0
37000			9	1936	1936	78,645.00	0
37000			0	1963	1936	(3,547.00)	0
37000			0	1971	1936	(24,471.00)	0
37000			0	1972	1936	(40,867.00)	0
37000			0	1973	1936	(9,760.00)	0
37000			9	1937	1937	79,343.00	0
37000			0	1963	1937	(131.00)	0
37000			0	1973	1937	(28,106.00)	0
37000			0	1974	1937	(51,106.00)	0
37000			9	1938	1938	86,993.00	0
37000			0	1963	1938	(1,019.00)	0
37000			0	1974	1938	(26,308.00)	0
37000			0	1975	1938	(59,666.00)	0
37000			9	1939	1939	40,125.00	0
37000			0	1963	1939	(1,636.00)	0
37000			0	1975	1939	(38,489.00)	0
37000			9	1940	1940	59,640.00	0
37000			0	1963	1940	(1,272.00)	0
37000			0	1975	1940	(8,655.00)	0
37000			0	1976	1940	(49,629.00)	0
37000			8	2011	1940	84.00	0
37000			9	1941	1941	292,025.26	0
37000			0	1976	1941	(8,091.00)	0
37000			0	1977	1941	(3,572.00)	0
37000			0	1978	1941	(7,701.00)	0
37000			0	1987	1941	(1,102.00)	0
37000			0	1988	1941	(6,956.00)	0
37000			0	1989	1941	(1,954.00)	0
37000			0	1990	1941	(5,463.00)	0
37000			0	1991	1941	(24,690.00)	0
37000			0	1992	1941	(11,794.00)	0
37000			0	1993	1941	(21,311.00)	0
37000			0	1994	1941	(14,443.00)	0
37000			0	1995	1941	(24,006.00)	0
37000			3	1996	1941	(449.00)	0
37000			0	1996	1941	(9,287.00)	0
37000			0	1997	1941	(86.00)	0
37000			0	1999	1941	(177.00)	0
37000			0	2003	1941	(294.77)	0
37000			0	2006	1941	(2,111.24)	0
37000			0	2007	1941	(12,701.05)	0
37000			0	2009	1941	(34,362.19)	0
37000			0	2010	1941	(2,980.09)	0
37000			0	2011	1941	(674.73)	0
37000			8	2011	1941	97,819.19	0
37000			9	1942	1942	48,705.00	0
37000			0	1963	1942	(271.00)	0
37000			0	1964	1942	(1,287.00)	0
37000			0	1965	1942	(225.00)	0
37000			0	1966	1942	(670.00)	0
37000			0	1972	1942	(1,554.00)	0
37000			0	1973	1942	(903.00)	0

Charnas

AccountNumber	GroupNumber	CompanyNumber	TransactionCode	TransactionYear	InstallationYear	Amount	AdjustedTY
37000			0	1974	1942	(2,503.00)	0
37000			0	1975	1942	(1,609.00)	0
37000			0	1976	1942	(930.00)	0
37000			0	1977	1942	(16,319.00)	0
37000			0	1978	1942	(13,401.00)	0
37000			0	1989	1942	(29.00)	0
37000			0	1992	1942	(153.00)	0
37000			0	1993	1942	(52.00)	0
37000			0	1994	1942	(15.00)	0
37000			0	1996	1942	(81.00)	0
37000			0	2009	1942	(139.34)	0
37000			0	2010	1942	(24.84)	0
37000			8	2011	1942	8,538.82	0
37000			9	1943	1943	37,498.00	0
37000			0	1963	1943	(107.00)	0
37000			0	1964	1943	(481.00)	0
37000			0	1965	1943	(110.00)	0
37000			0	1966	1943	(37.00)	0
37000			0	1973	1943	(112.00)	0
37000			0	1974	1943	(301.00)	0
37000			0	1975	1943	(277.00)	0
37000			0	1976	1943	(115.00)	0
37000			0	1977	1943	(18,523.00)	0
37000			0	1978	1943	(256.00)	0
37000			0	1987	1943	(503.00)	0
37000			0	1988	1943	(195.00)	0
37000			0	1989	1943	(63.00)	0
37000			0	1990	1943	(247.00)	0
37000			0	1991	1943	(1,219.00)	0
37000			0	1993	1943	(1,015.00)	0
37000			0	1994	1943	(1,279.00)	0
37000			0	2009	1943	(32.82)	0
37000			8	2011	1943	12,625.18	0
37000			9	1944	1944	110,457.00	0
37000			0	1963	1944	(614.00)	0
37000			0	1964	1944	(1,444.00)	0
37000			0	1965	1944	(135.00)	0
37000			0	1966	1944	(372.00)	0
37000			0	1972	1944	(2,833.00)	0
37000			0	1973	1944	(4,188.00)	0
37000			0	1974	1944	(3,744.00)	0
37000			0	1975	1944	(682.00)	0
37000			0	1976	1944	(31.00)	0
37000			0	1977	1944	(4,054.00)	0
37000			0	1978	1944	(13,840.00)	0
37000			0	1979	1944	(11,683.00)	0
37000			0	1980	1944	(18,444.00)	0
37000			0	1981	1944	(13,948.00)	0
37000			0	1982	1944	(13,785.00)	0
37000			0	1983	1944	(3.00)	0
37000			0	1987	1944	(36.00)	0
37000			0	1988	1944	(116.00)	0
37000			0	1989	1944	(1,194.00)	0
37000			0	1990	1944	(90.00)	0
37000			0	1991	1944	(17.00)	0
37000			0	1992	1944	(110.00)	0
37000			0	1993	1944	(6.00)	0
37000			0	1994	1944	(3,456.00)	0
37000			0	2009	1944	(3,738.39)	0
37000			8	2011	1944	11,893.61	0

Charnas

AccountNumber	GroupNumber	CompanyNumber	TransactionCode	TransactionYear	InstallationYear	Amount	AdjustedTY
37000			9	1945	1945	142,937.00	0
37000			0	1963	1945	(1,096.00)	0
37000			0	1964	1945	(2,510.00)	0
37000			0	1965	1945	(1,136.00)	0
37000			0	1966	1945	(1,090.00)	0
37000			0	1972	1945	(4,135.00)	0
37000			0	1973	1945	(5,217.00)	0
37000			0	1974	1945	(2,527.00)	0
37000			0	1975	1945	(1,379.00)	0
37000			0	1976	1945	(1,257.00)	0
37000			0	1977	1945	(16,161.00)	0
37000			0	1978	1945	(16,058.00)	0
37000			0	1979	1945	(886.00)	0
37000			0	1980	1945	(5,593.00)	0
37000			0	1981	1945	(47,032.00)	0
37000			0	1987	1945	(78.00)	0
37000			0	1988	1945	(49.00)	0
37000			0	1989	1945	(1,068.00)	0
37000			0	1990	1945	(24.00)	0
37000			0	1991	1945	(1,625.00)	0
37000			0	1992	1945	(138.00)	0
37000			0	1993	1945	(153.00)	0
37000			0	1994	1945	(87.00)	0
37000			3	2008	1945	(3,085.21)	0
37000			0	2009	1945	(6,747.88)	0
37000			8	2011	1945	23,804.91	0
37000			9	1946	1946	263,130.00	0
37000			0	1963	1946	(1,095.00)	0
37000			0	1964	1946	(1,942.00)	0
37000			0	1965	1946	(925.00)	0
37000			0	1966	1946	(2,643.00)	0
37000			0	1972	1946	(7,447.00)	0
37000			0	1973	1946	(6,815.00)	0
37000			0	1974	1946	(6,629.00)	0
37000			0	1975	1946	(1,730.00)	0
37000			0	1976	1946	(1,262.00)	0
37000			0	1977	1946	(4,109.00)	0
37000			0	1978	1946	(29,203.00)	0
37000			0	1979	1946	(48,028.00)	0
37000			0	1980	1946	(25,629.00)	0
37000			0	1981	1946	(40,912.00)	0
37000			0	1982	1946	(33,430.00)	0
37000			0	1985	1946	(286.00)	0
37000			0	1987	1946	(321.00)	0
37000			0	1988	1946	(227.00)	0
37000			0	1991	1946	(2,095.00)	0
37000			0	1992	1946	(1,728.00)	0
37000			0	1993	1946	1,055.00	1992
37000			0	1994	1946	(536.00)	0
37000			3	1996	1946	(92.00)	0
37000			0	1996	1946	(165.00)	0
37000			0	1997	1946	(712.00)	0
37000			0	1998	1946	(167.00)	0
37000			0	1999	1946	(209.00)	0
37000			0	2003	1946	(41.86)	0
37000			3	2008	1946	3,085.21	0
37000			0	2009	1946	(8,583.75)	0
37000			0	2010	1946	(469.97)	0
37000			0	2011	1946	(977.73)	0
37000			0	2011	1946	(469.96)	0

Charnas

AccountNumber	GroupNumber	CompanyNumber	TransactionCode	TransactionYear	InstallationYear	Amount	AdjustedTY
37000			8	2011	1946	38,389.94	0
37000			9	1947	1947	491,723.00	0
37000			0	1963	1947	(4,675.00)	0
37000			0	1964	1947	(4,717.00)	0
37000			0	1965	1947	(673.00)	0
37000			0	1966	1947	(5,849.00)	0
37000			0	1972	1947	(11,557.00)	0
37000			0	1973	1947	(11,689.00)	0
37000			0	1974	1947	(9,027.00)	0
37000			0	1975	1947	(13,090.00)	0
37000			0	1976	1947	(3,594.00)	0
37000			0	1977	1947	(25,964.00)	0
37000			0	1978	1947	(7,978.00)	0
37000			0	1979	1947	(3,501.00)	0
37000			0	1980	1947	(63,567.00)	0
37000			0	1982	1947	(15,108.00)	0
37000			0	1983	1947	(120,082.00)	0
37000			0	1985	1947	(69,009.00)	0
37000			0	1987	1947	(16,046.00)	0
37000			0	1989	1947	(323.00)	0
37000			0	1990	1947	(174.00)	0
37000			0	1991	1947	(1,425.00)	0
37000			0	1992	1947	(312.00)	0
37000			0	1993	1947	(526.00)	0
37000			0	1994	1947	(224.00)	0
37000			0	1995	1947	(55.00)	0
37000			0	1996	1947	(201.00)	0
37000			0	2009	1947	(15,954.44)	0
37000			0	2010	1947	(5,138.15)	0
37000			0	2011	1947	(2,483.36)	0
37000			8	2011	1947	78,781.05	0
37000			9	1948	1948	271,863.00	0
37000			0	1963	1948	(2,095.00)	0
37000			0	1964	1948	(3,061.00)	0
37000			0	1965	1948	(1,686.00)	0
37000			0	1966	1948	(3,331.00)	0
37000			0	1972	1948	(7,672.00)	0
37000			0	1973	1948	(9,155.00)	0
37000			0	1974	1948	(6,224.00)	0
37000			0	1975	1948	(7,517.00)	0
37000			0	1976	1948	(14,644.00)	0
37000			0	1977	1948	(15,426.00)	0
37000			0	1978	1948	(4,088.00)	0
37000			0	1979	1948	(3,369.00)	0
37000			0	1980	1948	(2,522.00)	0
37000			0	1984	1948	(44,226.00)	0
37000			0	1986	1948	(24,419.00)	0
37000			0	1988	1948	(5,731.00)	0
37000			0	1989	1948	(8,422.00)	0
37000			0	1990	1948	(1,180.00)	0
37000			0	1991	1948	(4,162.00)	0
37000			0	1992	1948	(609.00)	0
37000			0	1993	1948	(2,906.00)	0
37000			0	1994	1948	(3,010.00)	0
37000			0	1995	1948	(282.00)	0
37000			0	1996	1948	(640.00)	0
37000			0	1997	1948	(333.00)	0
37000			0	1998	1948	(638.00)	0
37000			0	1999	1948	(141.00)	0
37000			0	2003	1948	(211.72)	0

Charnas

AccountNumber	GroupNumber	CompanyNumber	TransactionCode	TransactionYear	InstallationYear	Amount	AdjustedTY
37000			0	2009	1948	(11,552.27)	0
37000			0	2010	1948	(1,804.32)	0
37000			0	2011	1948	(4,668.90)	0
37000			8	2011	1948	76,136.79	0
37000			9	1949	1949	422,457.00	0
37000			0	1963	1949	(1,401.00)	0
37000			0	1964	1949	(3,122.00)	0
37000			0	1965	1949	(441.00)	0
37000			0	1966	1949	(1,354.00)	0
37000			0	1972	1949	(6,402.00)	0
37000			0	1973	1949	(8,494.00)	0
37000			0	1974	1949	(6,321.00)	0
37000			0	1975	1949	(10,044.00)	0
37000			0	1976	1949	(4,246.00)	0
37000			0	1977	1949	(6,915.00)	0
37000			0	1978	1949	(18,509.00)	0
37000			0	1979	1949	(15,585.00)	0
37000			0	1980	1949	(22,439.00)	0
37000			0	1986	1949	(5,297.00)	0
37000			0	1987	1949	(51,368.00)	0
37000			0	1988	1949	(24,390.00)	0
37000			0	1989	1949	(21,370.00)	0
37000			0	1990	1949	(41,920.00)	0
37000			0	1992	1949	(10,261.00)	0
37000			0	1993	1949	(17,582.00)	0
37000			0	1994	1949	(33,256.00)	0
37000			0	1995	1949	(432.00)	0
37000			3	1996	1949	(41.00)	0
37000			0	1996	1949	(1,544.00)	0
37000			0	1997	1949	6,275.00	1994
37000			0	1999	1949	(80.00)	0
37000			0	2003	1949	(3,791.72)	0
37000			0	2009	1949	(25,657.10)	0
37000			0	2010	1949	(1,000.89)	0
37000			0	2011	1949	(297.86)	0
37000			0	2011	1949	(849.35)	0
37000			8	2011	1949	84,321.08	0
37000			9	1950	1950	517,759.00	0
37000			0	1963	1950	(1,568.00)	0
37000			0	1964	1950	(4,880.00)	0
37000			0	1965	1950	(1,178.00)	0
37000			0	1966	1950	(4,826.00)	0
37000			0	1972	1950	(14,272.00)	0
37000			0	1973	1950	(21,527.00)	0
37000			0	1974	1950	(16,099.00)	0
37000			0	1975	1950	(13,973.00)	0
37000			0	1976	1950	(8,920.00)	0
37000			0	1977	1950	(14,081.00)	0
37000			0	1978	1950	(4,217.00)	0
37000			0	1979	1950	(4,161.00)	0
37000			0	1980	1950	(4,272.00)	0
37000			0	1986	1950	(2,877.00)	0
37000			0	1987	1950	(18,938.00)	0
37000			0	1988	1950	(15,641.00)	0
37000			0	1989	1950	(26,174.00)	0
37000			0	1990	1950	(23,093.00)	0
37000			0	1991	1950	(39,888.00)	0
37000			0	1992	1950	(6,992.00)	0
37000			0	1993	1950	(12,200.00)	0
37000			0	1994	1950	(17,770.00)	0

Charnas

AccountNumber	GroupNumber	CompanyNumber	TransactionCode	TransactionYear	InstallationYear	Amount	AdjustedTY
37000			0	1995	1950	(3,778.00)	0
37000			0	1996	1950	(3,680.00)	0
37000			0	1997	1950	(3,014.00)	0
37000			0	1998	1950	(2,046.00)	0
37000			0	1999	1950	(2,436.00)	0
37000			0	2003	1950	(4,305.85)	0
37000			0	2006	1950	(8,347.28)	0
37000			0	2007	1950	(112.20)	0
37000			0	2009	1950	(22,068.28)	0
37000			0	2010	1950	(2,024.88)	0
37000			0	2011	1950	(125.48)	0
37000			0	2011	1950	(62.74)	0
37000			8	2011	1950	188,211.29	0
37000			9	1951	1951	503,664.00	0
37000			0	1963	1951	(1,881.00)	0
37000			0	1964	1951	(2,151.00)	0
37000			0	1965	1951	(702.00)	0
37000			0	1966	1951	(2,310.00)	0
37000			0	1972	1951	(5,972.00)	0
37000			0	1973	1951	(7,979.00)	0
37000			0	1974	1951	(9,252.00)	0
37000			0	1975	1951	(5,163.00)	0
37000			0	1976	1951	(5,870.00)	0
37000			0	1977	1951	(6,036.00)	0
37000			0	1978	1951	(3,391.00)	0
37000			0	1979	1951	(2,253.00)	0
37000			0	1980	1951	(4,632.00)	0
37000			0	1987	1951	(12,831.00)	0
37000			0	1988	1951	(14,329.00)	0
37000			0	1989	1951	(14,722.00)	0
37000			0	1990	1951	(17,428.00)	0
37000			0	1991	1951	(10,832.00)	0
37000			0	1992	1951	(9,415.00)	0
37000			0	1993	1951	(5,797.00)	0
37000			0	1994	1951	(35,507.00)	0
37000			0	1995	1951	(28,544.00)	0
37000			0	1996	1951	(25,997.00)	0
37000			0	1997	1951	(2,587.00)	0
37000			0	1998	1951	(1,528.00)	0
37000			0	1999	1951	(1,383.00)	0
37000			0	2003	1951	(1,828.90)	0
37000			0	2006	1951	(5,466.41)	0
37000			0	2007	1951	(186.72)	0
37000			0	2009	1951	(24,350.46)	0
37000			0	2010	1951	(3,274.97)	0
37000			8	2011	1951	230,064.54	0
37000			9	1952	1952	447,804.00	0
37000			0	1963	1952	(4,696.00)	0
37000			0	1964	1952	(1,633.00)	0
37000			0	1965	1952	(395.00)	0
37000			0	1966	1952	(1,088.00)	0
37000			0	1972	1952	(5,985.00)	0
37000			0	1973	1952	(6,391.00)	0
37000			0	1974	1952	(3,341.00)	0
37000			0	1975	1952	(3,604.00)	0
37000			0	1976	1952	(3,163.00)	0
37000			0	1977	1952	(4,954.00)	0
37000			0	1978	1952	(3,059.00)	0
37000			0	1979	1952	(3,778.00)	0
37000			0	1980	1952	(4,051.00)	0

AccountNumber	GroupNumber	CompanyNumber	TransactionCode	TransactionYear	InstallationYear	Amount	AdjustedTY
37000			0	1987	1952	(9,364.00)	0
37000			0	1988	1952	(15,668.00)	0
37000			0	1989	1952	(14,013.00)	0
37000			0	1990	1952	(14,545.00)	0
37000			0	1991	1952	(12,306.00)	0
37000			0	1992	1952	(4,125.00)	0
37000			0	1993	1952	(11,096.00)	0
37000			0	1994	1952	(10,168.00)	0
37000			0	1995	1952	(5,859.00)	0
37000			0	1996	1952	(8,590.00)	0
37000			0	1997	1952	(20,898.00)	0
37000			0	1998	1952	(10,781.00)	0
37000			0	1999	1952	(5,623.00)	0
37000			0	2003	1952	(7,982.69)	0
37000			0	2006	1952	(26,156.52)	0
37000			0	2007	1952	(1,029.91)	0
37000			0	2009	1952	(20,399.58)	0
37000			0	2010	1952	(3,122.98)	0
37000			0	2011	1952	(343.94)	0
37000			0	2011	1952	(37.22)	0
37000			8	2011	1952	199,557.16	0
37000			9	1953	1953	302,242.00	0
37000			0	1963	1953	(1,711.00)	0
37000			0	1964	1953	(1,392.00)	0
37000			0	1965	1953	(243.00)	0
37000			0	1966	1953	(1,949.00)	0
37000			0	1972	1953	(3,519.00)	0
37000			0	1973	1953	(3,156.00)	0
37000			0	1974	1953	(12,456.00)	0
37000			0	1975	1953	(1,004.00)	0
37000			0	1976	1953	(2,175.00)	0
37000			0	1977	1953	(6,190.00)	0
37000			0	1978	1953	(17,719.00)	0
37000			0	1986	1953	(12,603.00)	0
37000			0	1987	1953	(6,990.00)	0
37000			0	1988	1953	(10,886.00)	0
37000			0	1989	1953	(8,859.00)	0
37000			0	1990	1953	(8,255.00)	0
37000			0	1991	1953	(10,535.00)	0
37000			0	1992	1953	(1,733.00)	0
37000			0	1993	1953	(6,195.00)	0
37000			0	1994	1953	(8,336.00)	0
37000			0	1995	1953	(3,769.00)	0
37000			0	1996	1953	(4,700.00)	0
37000			0	1997	1953	(10,650.00)	0
37000			0	1998	1953	(3,546.00)	0
37000			0	1999	1953	(2,860.00)	0
37000			0	2003	1953	(18,964.30)	0
37000			0	2006	1953	(9,169.92)	0
37000			0	2007	1953	(876.49)	0
37000			3	2008	1953	(2,716.14)	0
37000			0	2009	1953	(10,075.32)	0
37000			0	2010	1953	(1,161.43)	0
37000			8	2011	1953	107,847.40	0
37000			9	1954	1954	486,324.00	0
37000			0	1963	1954	(1,060.00)	0
37000			0	1964	1954	(2,002.00)	0
37000			0	1965	1954	(130.00)	0
37000			0	1966	1954	(1,343.00)	0
37000			0	1967	1954	(2,003.00)	0

Charnas

AccountNumber	GroupNumber	CompanyNumber	TransactionCode	TransactionYear	InstallationYear	Amount	AdjustedTY
37000			0	1968	1954	(251.00)	0
37000			0	1969	1954	(1,207.00)	0
37000			0	1970	1954	(3,802.00)	0
37000			0	1971	1954	(2,555.00)	0
37000			0	1972	1954	(2,915.00)	0
37000			0	1973	1954	(4,463.00)	0
37000			0	1974	1954	(3,710.00)	0
37000			0	1975	1954	(3,527.00)	0
37000			0	1976	1954	(2,679.00)	0
37000			0	1977	1954	(6,756.00)	0
37000			0	1978	1954	(8,353.00)	0
37000			0	1979	1954	(8,812.00)	0
37000			0	1980	1954	(7,547.00)	0
37000			0	1981	1954	(12,612.00)	0
37000			0	1982	1954	(15,277.00)	0
37000			0	1983	1954	(14,044.00)	0
37000			0	1984	1954	(27,488.00)	0
37000			0	1985	1954	(7,027.00)	0
37000			0	1986	1954	(8,121.00)	0
37000			0	1987	1954	(12,590.00)	0
37000			0	1988	1954	(8,569.00)	0
37000			0	1989	1954	(12,846.00)	0
37000			0	1990	1954	(13,564.00)	0
37000			0	1991	1954	(13,107.00)	0
37000			0	1992	1954	(1,067.00)	0
37000			0	1993	1954	(19,659.00)	0
37000			0	1994	1954	(11,742.00)	0
37000			0	1995	1954	(5,489.00)	0
37000			0	1996	1954	(6,263.00)	0
37000			0	1997	1954	(4,075.00)	0
37000			0	1998	1954	(4,935.00)	0
37000			0	1999	1954	(3,065.00)	0
37000			0	2003	1954	(17,515.78)	0
37000			0	2006	1954	(24,722.44)	0
37000			0	2007	1954	(1,172.66)	0
37000			3	2008	1954	2,716.14	0
37000			0	2009	1954	(13,512.89)	0
37000			0	2010	1954	(1,849.20)	0
37000			8	2011	1954	165,612.17	0
37000			9	1955	1955	503,657.00	0
37000			0	1963	1955	(674.00)	0
37000			0	1964	1955	(1,296.00)	0
37000			0	1966	1955	(2,233.00)	0
37000			0	1967	1955	(910.00)	0
37000			0	1968	1955	(2,587.00)	0
37000			0	1969	1955	(1,341.00)	0
37000			0	1970	1955	(3,150.00)	0
37000			0	1971	1955	(2,738.00)	0
37000			0	1972	1955	(4,873.00)	0
37000			0	1973	1955	(2,038.00)	0
37000			0	1974	1955	(4,525.00)	0
37000			0	1975	1955	(5,486.00)	0
37000			0	1976	1955	(3,330.00)	0
37000			0	1977	1955	(5,658.00)	0
37000			0	1978	1955	(4,288.00)	0
37000			0	1979	1955	(4,571.00)	0
37000			0	1980	1955	(9,365.00)	0
37000			0	1981	1955	(5,472.00)	0
37000			0	1982	1955	(12,245.00)	0
37000			0	1983	1955	(16,815.00)	0

AccountNumber	GroupNumber	CompanyNumber	TransactionCode	TransactionYear	InstallationYear	Amount	AdjustedTY
37000			0	1984	1955	(11,965.00)	0
37000			0	1985	1955	(12,207.00)	0
37000			0	1986	1955	(1,023.00)	0
37000			0	1987	1955	(12,167.00)	0
37000			0	1988	1955	(10,765.00)	0
37000			0	1989	1955	(12,959.00)	0
37000			0	1990	1955	(17,531.00)	0
37000			0	1991	1955	(12,983.00)	0
37000			0	1992	1955	(5,036.00)	0
37000			0	1993	1955	(15,442.00)	0
37000			0	1994	1955	(10,240.00)	0
37000			0	1995	1955	(6,705.00)	0
37000			0	1996	1955	(7,936.00)	0
37000			0	1997	1955	(6,672.00)	0
37000			0	1998	1955	(6,833.00)	0
37000			0	1999	1955	(6,790.00)	0
37000			0	2002	1955	(39.00)	0
37000			0	2003	1955	(19,860.11)	0
37000			0	2006	1955	(24,951.67)	0
37000			0	2007	1955	(2,564.59)	0
37000			0	2009	1955	(13,526.44)	0
37000			0	2010	1955	(4,252.83)	0
37000			0	2011	1955	(495.10)	0
37000			8	2011	1955	187,118.26	0
37000			9	1956	1956	576,448.00	0
37000			0	1963	1956	(1,278.00)	0
37000			0	1964	1956	(1,411.00)	0
37000			0	1965	1956	(1,424.00)	0
37000			0	1966	1956	(6,587.00)	0
37000			0	1967	1956	(3,023.00)	0
37000			0	1968	1956	(1,636.00)	0
37000			0	1969	1956	(2,331.00)	0
37000			0	1970	1956	(3,749.00)	0
37000			0	1971	1956	(3,034.00)	0
37000			0	1972	1956	(3,488.00)	0
37000			0	1973	1956	(3,092.00)	0
37000			0	1974	1956	(4,426.00)	0
37000			0	1975	1956	(4,712.00)	0
37000			0	1976	1956	(2,733.00)	0
37000			0	1977	1956	(35,929.00)	0
37000			0	1978	1956	(6,447.00)	0
37000			0	1979	1956	(4,717.00)	0
37000			0	1980	1956	(17,223.00)	0
37000			0	1981	1956	(13,553.00)	0
37000			0	1982	1956	(22,444.00)	0
37000			0	1983	1956	(31,431.00)	0
37000			0	1984	1956	(23,233.00)	0
37000			0	1985	1956	(10,574.00)	0
37000			0	1986	1956	(4,131.00)	0
37000			0	1987	1956	(13,170.00)	0
37000			0	1988	1956	(13,863.00)	0
37000			0	1989	1956	(12,150.00)	0
37000			0	1990	1956	(19,834.00)	0
37000			0	1991	1956	(15,759.00)	0
37000			0	1992	1956	(7,697.00)	0
37000			0	1993	1956	(19,590.00)	0
37000			0	1994	1956	(16,372.00)	0
37000			0	1995	1956	(10,243.00)	0
37000			0	1996	1956	(11,352.00)	0
37000			0	1997	1956	(6,956.00)	0

AccountNumber	GroupNumber	CompanyNumber	TransactionCode	TransactionYear	InstallationYear	Amount	AdjustedTY
37000			0	1998	1956	(6,321.00)	0
37000			0	1999	1956	(3,929.00)	0
37000			0	2003	1956	(19,531.63)	0
37000			0	2006	1956	(9,812.32)	0
37000			0	2007	1956	(1,613.15)	0
37000			0	2009	1956	(11,252.55)	0
37000			0	2010	1956	(1,496.39)	0
37000			0	2011	1956	(583.78)	0
37000			8	2011	1956	162,316.18	0
37000			9	1957	1957	552,495.00	0
37000			0	1963	1957	(921.00)	0
37000			0	1964	1957	(1,358.00)	0
37000			0	1965	1957	(529.00)	0
37000			0	1966	1957	(3,913.00)	0
37000			0	1967	1957	(1,193.00)	0
37000			0	1968	1957	(1,561.00)	0
37000			0	1969	1957	(419.00)	0
37000			0	1970	1957	(1,392.00)	0
37000			0	1971	1957	(5,085.00)	0
37000			0	1972	1957	(2,957.00)	0
37000			0	1973	1957	(4,831.00)	0
37000			0	1974	1957	(3,266.00)	0
37000			0	1975	1957	(3,754.00)	0
37000			0	1976	1957	(3,649.00)	0
37000			0	1977	1957	(4,813.00)	0
37000			0	1978	1957	(8,153.00)	0
37000			0	1979	1957	(6,955.00)	0
37000			0	1980	1957	(10,870.00)	0
37000			0	1981	1957	(4,915.00)	0
37000			0	1982	1957	(16,522.00)	0
37000			0	1983	1957	(14,202.00)	0
37000			0	1984	1957	(18,222.00)	0
37000			0	1985	1957	(6,332.00)	0
37000			0	1986	1957	(3,046.00)	0
37000			0	1987	1957	(8,301.00)	0
37000			0	1988	1957	(8,232.00)	0
37000			0	1989	1957	(10,516.00)	0
37000			0	1990	1957	(21,722.00)	0
37000			0	1991	1957	(15,446.00)	0
37000			0	1992	1957	(4,756.00)	0
37000			0	1993	1957	(12,996.00)	0
37000			0	1994	1957	(14,342.00)	0
37000			0	1995	1957	(19,298.00)	0
37000			0	1996	1957	(14,705.00)	0
37000			0	1997	1957	(5,469.00)	0
37000			0	1998	1957	(3,825.00)	0
37000			0	1999	1957	(14,110.00)	0
37000			0	2003	1957	(8,962.81)	0
37000			0	2006	1957	(23,390.35)	0
37000			0	2007	1957	(1,908.10)	0
37000			0	2009	1957	(13,873.06)	0
37000			0	2010	1957	(1,995.80)	0
37000			8	2011	1957	219,788.88	0
37000			9	1958	1958	568,958.00	0
37000			0	1963	1958	(827.00)	0
37000			0	1964	1958	(1,085.00)	0
37000			0	1965	1958	(858.00)	0
37000			0	1966	1958	(1,243.00)	0
37000			0	1967	1958	(1,134.00)	0
37000			0	1968	1958	(1,616.00)	0

Charnas

AccountNumber	GroupNumber	CompanyNumber	TransactionCode	TransactionYear	InstallationYear	Amount	AdjustedTY
37000			0	1969	1958	(882.00)	0
37000			0	1970	1958	(1,346.00)	0
37000			0	1971	1958	(1,996.00)	0
37000			0	1972	1958	(2,045.00)	0
37000			0	1973	1958	(2,908.00)	0
37000			0	1974	1958	(1,929.00)	0
37000			0	1975	1958	(2,433.00)	0
37000			0	1976	1958	(1,735.00)	0
37000			0	1977	1958	(19,694.00)	0
37000			0	1978	1958	(2,212.00)	0
37000			0	1979	1958	(3,856.00)	0
37000			0	1980	1958	(8,275.00)	0
37000			0	1981	1958	(6,773.00)	0
37000			0	1982	1958	(9,250.00)	0
37000			0	1983	1958	(16,153.00)	0
37000			0	1984	1958	(16,914.00)	0
37000			0	1985	1958	(7,743.00)	0
37000			0	1986	1958	(1,686.00)	0
37000			0	1987	1958	(5,530.00)	0
37000			0	1988	1958	(7,013.00)	0
37000			0	1989	1958	(8,051.00)	0
37000			0	1990	1958	(17,433.00)	0
37000			0	1991	1958	(7,156.00)	0
37000			0	1992	1958	(4,785.00)	0
37000			0	1993	1958	(6,285.00)	0
37000			0	1994	1958	(11,036.00)	0
37000			0	1995	1958	(6,656.00)	0
37000			0	1996	1958	(6,937.00)	0
37000			0	1997	1958	(4,603.00)	0
37000			0	1998	1958	(6,373.00)	0
37000			0	1999	1958	(7,603.00)	0
37000			0	2003	1958	(5,954.94)	0
37000			0	2006	1958	(11,209.45)	0
37000			0	2007	1958	(2,754.55)	0
37000			0	2009	1958	(18,611.81)	0
37000			0	2010	1958	(3,430.47)	0
37000			0	2011	1958	(45.35)	0
37000			0	2011	1958	(90.70)	0
37000			8	2011	1958	312,806.73	0
37000			9	1959	1959	615,416.00	0
37000			0	1963	1959	(584.00)	0
37000			0	1964	1959	(602.00)	0
37000			0	1965	1959	(376.00)	0
37000			0	1966	1959	(1,027.00)	0
37000			0	1967	1959	(1,110.00)	0
37000			0	1968	1959	(1,629.00)	0
37000			0	1969	1959	(715.00)	0
37000			0	1970	1959	(2,759.00)	0
37000			0	1971	1959	(1,417.00)	0
37000			0	1972	1959	(1,344.00)	0
37000			0	1973	1959	(1,896.00)	0
37000			0	1974	1959	(1,719.00)	0
37000			0	1975	1959	(2,115.00)	0
37000			0	1976	1959	(1,460.00)	0
37000			0	1977	1959	(21,334.00)	0
37000			0	1978	1959	(4,934.00)	0
37000			0	1979	1959	(6,741.00)	0
37000			0	1980	1959	(12,069.00)	0
37000			0	1981	1959	(7,156.00)	0
37000			0	1982	1959	(11,549.00)	0

AccountNumber	GroupNumber	CompanyNumber	TransactionCode	TransactionYear	InstallationYear	Amount	AdjustedTY
37000			0	1983	1959	(17,156.00)	0
37000			0	1984	1959	(15,530.00)	0
37000			0	1985	1959	(7,323.00)	0
37000			0	1986	1959	(6,156.00)	0
37000			0	1987	1959	(23,223.00)	0
37000			0	1988	1959	(9,089.00)	0
37000			0	1989	1959	(17,300.00)	0
37000			0	1990	1959	(32,401.00)	0
37000			0	1991	1959	(8,797.00)	0
37000			0	1992	1959	(5,474.00)	0
37000			0	1993	1959	(11,072.00)	0
37000			0	1994	1959	(11,759.00)	0
37000			0	1995	1959	(7,450.00)	0
37000			3	1996	1959	(3,459.00)	0
37000			0	1996	1959	(6,870.00)	0
37000			3	1997	1959	1,797.00	0
37000			0	1997	1959	(6,371.00)	0
37000			0	1998	1959	(11,333.00)	0
37000			0	1999	1959	(5,024.00)	0
37000			0	2003	1959	(5,652.71)	0
37000			0	2006	1959	(16,446.86)	0
37000			0	2007	1959	(5,146.75)	0
37000			0	2009	1959	(15,852.44)	0
37000			0	2010	1959	(2,502.87)	0
37000			0	2011	1959	(189.32)	0
37000			0	2011	1959	(94.66)	0
37000			8	2011	1959	283,004.39	0
37000			9	1960	1960	572,690.00	0
37000			0	1963	1960	(56.00)	0
37000			0	1964	1960	(464.00)	0
37000			0	1965	1960	(1,396.00)	0
37000			0	1966	1960	(297.00)	0
37000			0	1967	1960	(1,184.00)	0
37000			0	1968	1960	(568.00)	0
37000			0	1969	1960	(639.00)	0
37000			0	1970	1960	(1,705.00)	0
37000			0	1971	1960	(1,463.00)	0
37000			0	1972	1960	(1,117.00)	0
37000			0	1973	1960	(3,996.00)	0
37000			0	1974	1960	(2,621.00)	0
37000			0	1975	1960	(999.00)	0
37000			0	1976	1960	(2,176.00)	0
37000			0	1977	1960	(17,115.00)	0
37000			0	1978	1960	(7,230.00)	0
37000			0	1979	1960	(5,306.00)	0
37000			0	1980	1960	(7,405.00)	0
37000			0	1981	1960	(12,605.00)	0
37000			0	1982	1960	(9,157.00)	0
37000			0	1983	1960	(8,871.00)	0
37000			0	1984	1960	(9,650.00)	0
37000			0	1985	1960	(9,228.00)	0
37000			0	1986	1960	(4,855.00)	0
37000			0	1987	1960	(10,805.00)	0
37000			0	1988	1960	(6,744.00)	0
37000			0	1989	1960	(14,491.00)	0
37000			0	1990	1960	(19,620.00)	0
37000			0	1991	1960	(10,215.00)	0
37000			0	1992	1960	(4,955.00)	0
37000			0	1993	1960	(7,468.00)	0
37000			0	1994	1960	(9,316.00)	0

AccountNumber	GroupNumber	CompanyNumber	TransactionCode	TransactionYear	InstallationYear	Amount	AdjustedTY
37000			0	1995	1960	(5,397.00)	0
37000			3	1996	1960	1,797.00	0
37000			0	1996	1960	(9,877.00)	0
37000			3	1997	1960	(1,797.00)	0
37000			0	1997	1960	(11,981.00)	0
37000			0	1998	1960	(3,977.00)	0
37000			0	1999	1960	(4,517.00)	0
37000			0	2002	1960	(26.00)	0
37000			0	2003	1960	(8,811.84)	0
37000			0	2006	1960	(22,343.36)	0
37000			0	2007	1960	(3,570.95)	0
37000			0	2009	1960	(15,518.45)	0
37000			0	2010	1960	(1,467.28)	0
37000			0	2011	1960	(53.76)	0
37000			8	2011	1960	291,432.36	0
37000			9	1961	1961	534,584.00	0
37000			0	1963	1961	(540.00)	0
37000			0	1964	1961	(610.00)	0
37000			0	1965	1961	(435.00)	0
37000			0	1966	1961	(3,404.00)	0
37000			0	1967	1961	(871.00)	0
37000			0	1968	1961	(654.00)	0
37000			0	1969	1961	(563.00)	0
37000			0	1970	1961	(3,549.00)	0
37000			0	1971	1961	(1,001.00)	0
37000			0	1972	1961	(944.00)	0
37000			0	1973	1961	(700.00)	0
37000			0	1974	1961	(661.00)	0
37000			0	1975	1961	(1,817.00)	0
37000			0	1976	1961	(779.00)	0
37000			0	1977	1961	(34,497.00)	0
37000			0	1978	1961	(7,253.00)	0
37000			0	1979	1961	(3,768.00)	0
37000			0	1980	1961	(3,976.00)	0
37000			0	1981	1961	(3,746.00)	0
37000			0	1982	1961	(4,196.00)	0
37000			0	1983	1961	(8,013.00)	0
37000			0	1984	1961	(6,528.00)	0
37000			0	1985	1961	(6,762.00)	0
37000			0	1986	1961	(3,315.00)	0
37000			0	1987	1961	(8,645.00)	0
37000			0	1988	1961	(5,206.00)	0
37000			0	1989	1961	(4,874.00)	0
37000			0	1990	1961	(7,487.00)	0
37000			0	1991	1961	(5,022.00)	0
37000			0	1992	1961	(1,576.00)	0
37000			0	1993	1961	(9,457.00)	0
37000			0	1994	1961	(6,879.00)	0
37000			0	1995	1961	(4,738.00)	0
37000			3	1996	1961	(1,745.00)	0
37000			0	1996	1961	(7,663.00)	0
37000			0	1997	1961	(3,247.00)	0
37000			0	1998	1961	(5,102.00)	0
37000			0	1999	1961	(5,164.00)	0
37000			0	2003	1961	(15,823.81)	0
37000			0	2006	1961	(16,259.45)	0
37000			0	2007	1961	(843.68)	0
37000			0	2009	1961	(16,686.11)	0
37000			0	2010	1961	(2,590.11)	0
37000			0	2011	1961	(794.39)	0

Charnas

AccountNumber	GroupNumber	CompanyNumber	TransactionCode	TransactionYear	InstallationYear	Amount	AdjustedTY
37000			0	2011	1961	(149.76)	0
37000			8	2011	1961	306,049.69	0
37000			9	1962	1962	560,945.00	0
37000			0	1963	1962	(218.00)	0
37000			0	1964	1962	(2,446.00)	0
37000			0	1965	1962	(26.00)	0
37000			0	1966	1962	(1,068.00)	0
37000			0	1967	1962	(1,626.00)	0
37000			0	1968	1962	(10,423.00)	0
37000			0	1969	1962	(362.00)	0
37000			0	1970	1962	(5,822.00)	0
37000			0	1971	1962	(2,718.00)	0
37000			0	1972	1962	(1,396.00)	0
37000			0	1973	1962	(459.00)	0
37000			0	1974	1962	(2,147.00)	0
37000			0	1975	1962	(1,612.00)	0
37000			0	1976	1962	(996.00)	0
37000			0	1977	1962	(4,161.00)	0
37000			0	1978	1962	(3,580.00)	0
37000			0	1979	1962	(2,616.00)	0
37000			0	1980	1962	(2,553.00)	0
37000			0	1981	1962	(2,248.00)	0
37000			0	1982	1962	(3,003.00)	0
37000			0	1983	1962	(3,409.00)	0
37000			0	1984	1962	(5,221.00)	0
37000			0	1985	1962	(4,807.00)	0
37000			0	1986	1962	(4,212.00)	0
37000			0	1987	1962	(6,444.00)	0
37000			0	1988	1962	(6,207.00)	0
37000			0	1989	1962	(5,588.00)	0
37000			0	1990	1962	(8,966.00)	0
37000			0	1991	1962	(8,111.00)	0
37000			0	1992	1962	(2,157.00)	0
37000			0	1993	1962	(12,436.00)	0
37000			0	1994	1962	(12,409.00)	0
37000			0	1995	1962	(6,047.00)	0
37000			3	1996	1962	(2,292.00)	0
37000			0	1996	1962	(9,036.00)	0
37000			3	1997	1962	1,739.00	0
37000			0	1997	1962	(8,044.00)	0
37000			0	1998	1962	(9,327.00)	0
37000			0	1999	1962	(6,331.00)	0
37000			0	2003	1962	(21,833.83)	0
37000			0	2006	1962	(31,032.76)	0
37000			0	2007	1962	(6,644.28)	0
37000			0	2009	1962	(15,196.67)	0
37000			0	2010	1962	(1,412.28)	0
37000			8	2011	1962	316,040.18	0
37000			9	1963	1963	597,208.00	0
37000			0	1964	1963	(494.00)	0
37000			0	1965	1963	(1,663.00)	0
37000			0	1966	1963	(2,030.00)	0
37000			0	1967	1963	(1,187.00)	0
37000			0	1968	1963	(1,315.00)	0
37000			0	1969	1963	(410.00)	0
37000			0	1970	1963	(2,301.00)	0
37000			0	1971	1963	(1,311.00)	0
37000			0	1972	1963	(1,906.00)	0
37000			0	1973	1963	(1,044.00)	0
37000			0	1974	1963	(937.00)	0

Charnas

AccountNumber	GroupNumber	CompanyNumber	TransactionCode	TransactionYear	InstallationYear	Amount	AdjustedTY
37000			0	1975	1963	(1,420.00)	0
37000			0	1976	1963	(1,105.00)	0
37000			0	1977	1963	(7,402.00)	0
37000			0	1978	1963	(4,516.00)	0
37000			0	1979	1963	(3,283.00)	0
37000			0	1980	1963	(2,426.00)	0
37000			0	1981	1963	(4,066.00)	0
37000			0	1982	1963	(5,270.00)	0
37000			0	1983	1963	(2,225.00)	0
37000			0	1984	1963	(3,104.00)	0
37000			0	1985	1963	(3,485.00)	0
37000			0	1986	1963	(1,978.00)	0
37000			0	1987	1963	(5,196.00)	0
37000			0	1988	1963	(3,971.00)	0
37000			0	1989	1963	(5,611.00)	0
37000			0	1990	1963	(6,032.00)	0
37000			0	1991	1963	(9,057.00)	0
37000			0	1992	1963	468.00	1991
37000			0	1993	1963	(12,100.00)	0
37000			0	1994	1963	(11,549.00)	0
37000			0	1995	1963	(3,131.00)	0
37000			0	1996	1963	(6,544.00)	0
37000			0	1997	1963	(3,192.00)	0
37000			0	1998	1963	(9,178.00)	0
37000			0	1999	1963	(7,311.00)	0
37000			0	2000	1963	(380.00)	0
37000			0	2002	1963	(62.00)	0
37000			0	2003	1963	(18,981.02)	0
37000			0	2006	1963	(34,591.99)	0
37000			0	2007	1963	(6,945.45)	0
37000			0	2009	1963	(20,208.41)	0
37000			0	2010	1963	(2,352.23)	0
37000			0	2011	1963	(119.90)	0
37000			8	2011	1963	376,285.00	0
37000			9	1964	1964	671,050.00	0
37000			0	1964	1964	(83.00)	0
37000			0	1966	1964	(2,765.00)	0
37000			0	1967	1964	(433.00)	0
37000			0	1968	1964	(2,341.00)	0
37000			0	1969	1964	(344.00)	0
37000			0	1970	1964	(3,151.00)	0
37000			0	1971	1964	(910.00)	0
37000			0	1972	1964	(1,807.00)	0
37000			0	1973	1964	(484.00)	0
37000			0	1974	1964	(1,877.00)	0
37000			0	1975	1964	(1,780.00)	0
37000			0	1976	1964	(1,488.00)	0
37000			0	1977	1964	(28,146.00)	0
37000			0	1978	1964	(3,734.00)	0
37000			0	1979	1964	(3,928.00)	0
37000			0	1980	1964	(3,637.00)	0
37000			0	1981	1964	(2,576.00)	0
37000			0	1982	1964	(4,826.00)	0
37000			0	1983	1964	(3,242.00)	0
37000			0	1984	1964	(10,737.00)	0
37000			0	1985	1964	(4,641.00)	0
37000			0	1986	1964	(3,458.00)	0
37000			0	1987	1964	(5,841.00)	0
37000			0	1988	1964	(5,004.00)	0
37000			0	1989	1964	(3,311.00)	0

Charnas

AccountNumber	GroupNumber	CompanyNumber	TransactionCode	TransactionYear	InstallationYear	Amount	AdjustedTY
37000			0	1990	1964	(6,019.00)	0
37000			0	1991	1964	(5,511.00)	0
37000			0	1992	1964	(3,724.00)	0
37000			0	1993	1964	(9,104.00)	0
37000			0	1994	1964	(14,233.00)	0
37000			0	1995	1964	(6,369.00)	0
37000			3	1996	1964	1,739.00	0
37000			0	1996	1964	(8,033.00)	0
37000			3	1997	1964	(1,739.00)	0
37000			0	1997	1964	(4,117.00)	0
37000			0	1998	1964	(8,528.00)	0
37000			0	1999	1964	(11,561.00)	0
37000			0	2002	1964	(112.00)	0
37000			0	2003	1964	(26,132.32)	0
37000			0	2006	1964	(43,523.58)	0
37000			0	2007	1964	(7,293.62)	0
37000			0	2009	1964	(19,413.79)	0
37000			0	2010	1964	(5,335.85)	0
37000			0	2011	1964	(842.10)	0
37000			0	2011	1964	(88.44)	0
37000			8	2011	1964	390,565.30	0
37000			9	1965	1965	739,527.00	0
37000			0	1965	1965	(28.00)	0
37000			0	1966	1965	(409.00)	0
37000			0	1967	1965	(673.00)	0
37000			0	1968	1965	(353.00)	0
37000			0	1969	1965	(474.00)	0
37000			0	1970	1965	(4,750.00)	0
37000			0	1971	1965	(1,179.00)	0
37000			0	1972	1965	(752.00)	0
37000			0	1973	1965	(860.00)	0
37000			0	1974	1965	(953.00)	0
37000			0	1975	1965	(1,661.00)	0
37000			0	1976	1965	(460.00)	0
37000			0	1977	1965	(6,106.00)	0
37000			0	1978	1965	(4,089.00)	0
37000			0	1979	1965	(3,519.00)	0
37000			0	1980	1965	(3,648.00)	0
37000			0	1981	1965	(2,643.00)	0
37000			0	1982	1965	(2,412.00)	0
37000			0	1983	1965	(1,893.00)	0
37000			0	1984	1965	(4,206.00)	0
37000			0	1985	1965	(2,907.00)	0
37000			0	1986	1965	(2,226.00)	0
37000			0	1987	1965	(8,668.00)	0
37000			0	1988	1965	(2,980.00)	0
37000			0	1989	1965	(8,787.00)	0
37000			0	1990	1965	(7,249.00)	0
37000			0	1991	1965	(6,216.00)	0
37000			0	1992	1965	(1,054.00)	0
37000			0	1993	1965	(6,003.00)	0
37000			0	1994	1965	(11,414.00)	0
37000			0	1995	1965	(4,452.00)	0
37000			3	1996	1965	2,359.00	0
37000			0	1996	1965	(8,234.00)	0
37000			3	1997	1965	(4,527.00)	0
37000			0	1997	1965	(3,517.00)	0
37000			0	1998	1965	(8,404.00)	0
37000			0	1999	1965	(9,664.00)	0
37000			0	2002	1965	(88.00)	0

Charnas

AccountNumber	GroupNumber	CompanyNumber	TransactionCode	TransactionYear	InstallationYear	Amount	AdjustedTY
37000			0	2003	1965	(30,912.70)	0
37000			0	2006	1965	(33,809.32)	0
37000			0	2007	1965	(9,100.78)	0
37000			0	2009	1965	(22,882.19)	0
37000			0	2010	1965	(4,632.38)	0
37000			0	2011	1965	(1,835.50)	0
37000			0	2011	1965	(237.10)	0
37000			8	2011	1965	501,018.03	0
37000			9	1966	1966	685,321.00	0
37000			0	1966	1966	(147.00)	0
37000			0	1967	1966	(858.00)	0
37000			0	1968	1966	(2,515.00)	0
37000			0	1969	1966	(488.00)	0
37000			0	1970	1966	(2,421.00)	0
37000			0	1971	1966	(711.00)	0
37000			0	1972	1966	(1,650.00)	0
37000			0	1973	1966	(846.00)	0
37000			0	1974	1966	(794.00)	0
37000			0	1975	1966	(1,733.00)	0
37000			0	1976	1966	(703.00)	0
37000			0	1977	1966	(12,415.00)	0
37000			0	1978	1966	(3,846.00)	0
37000			0	1979	1966	(2,571.00)	0
37000			0	1980	1966	(2,191.00)	0
37000			0	1981	1966	(1,703.00)	0
37000			0	1982	1966	(4,360.00)	0
37000			0	1983	1966	(2,148.00)	0
37000			0	1984	1966	(2,433.00)	0
37000			0	1985	1966	(2,761.00)	0
37000			0	1986	1966	(1,977.00)	0
37000			0	1987	1966	(2,456.00)	0
37000			0	1988	1966	(1,971.00)	0
37000			0	1989	1966	(13,086.00)	0
37000			0	1990	1966	(4,870.00)	0
37000			0	1991	1966	(4,182.00)	0
37000			0	1992	1966	(1,952.00)	0
37000			0	1993	1966	(8,570.00)	0
37000			0	1994	1966	(11,728.00)	0
37000			0	1995	1966	(4,843.00)	0
37000			0	1996	1966	(8,890.00)	0
37000			3	1996	1966	(7,608.00)	0
37000			0	1997	1966	(5,982.00)	0
37000			3	1997	1966	2,254.00	0
37000			0	1998	1966	(8,260.00)	0
37000			0	1999	1966	(8,935.00)	0
37000			0	2003	1966	(21,714.22)	0
37000			0	2006	1966	(49,974.22)	0
37000			0	2007	1966	(6,573.56)	0
37000			3	2008	1966	11,671.18	0
37000			0	2009	1966	(17,964.33)	0
37000			0	2010	1966	(3,289.09)	0
37000			0	2011	1966	(12,213.08)	0
37000			0	2011	1966	(268.80)	0
37000			8	2011	1966	444,644.88	0
37000			9	1967	1967	659,331.00	0
37000			0	1968	1967	(2,071.00)	0
37000			0	1969	1967	(1,131.00)	0
37000			0	1970	1967	(1,558.00)	0
37000			0	1971	1967	(1,310.00)	0
37000			0	1972	1967	(2,612.00)	0

Charnas

AccountNumber	GroupNumber	CompanyNumber	TransactionCode	TransactionYear	InstallationYear	Amount	AdjustedTY
37000			0	1973	1967	(1,181.00)	0
37000			0	1974	1967	(2,938.00)	0
37000			0	1975	1967	(2,341.00)	0
37000			0	1976	1967	(1,392.00)	0
37000			0	1977	1967	(14,567.00)	0
37000			0	1978	1967	(4,297.00)	0
37000			0	1979	1967	(8,294.00)	0
37000			0	1980	1967	(2,222.00)	0
37000			0	1981	1967	(2,054.00)	0
37000			0	1982	1967	(3,389.00)	0
37000			0	1983	1967	(3,284.00)	0
37000			0	1984	1967	(2,554.00)	0
37000			0	1985	1967	(3,847.00)	0
37000			0	1986	1967	(2,568.00)	0
37000			0	1987	1967	(5,201.00)	0
37000			0	1988	1967	(3,857.00)	0
37000			0	1989	1967	(5,268.00)	0
37000			0	1990	1967	(5,412.00)	0
37000			0	1991	1967	(5,115.00)	0
37000			0	1992	1967	(2,124.00)	0
37000			0	1993	1967	(10,124.00)	0
37000			0	1994	1967	(11,285.00)	0
37000			0	1995	1967	(5,061.00)	0
37000			3	1996	1967	971.00	0
37000			0	1996	1967	(7,409.00)	0
37000			0	1997	1967	(9,107.00)	0
37000			0	1998	1967	(9,785.00)	0
37000			0	1999	1967	(9,203.00)	0
37000			0	2002	1967	(59.00)	0
37000			0	2003	1967	(38,988.92)	0
37000			0	2006	1967	(38,099.19)	0
37000			0	2007	1967	(5,690.51)	0
37000			0	2009	1967	(14,692.55)	0
37000			0	2010	1967	(1,415.70)	0
37000			0	2011	1967	(64.79)	0
37000			8	2011	1967	408,730.34	0
37000			9	1968	1968	702,866.00	0
37000			0	1968	1968	(56.00)	0
37000			0	1969	1968	(1,193.00)	0
37000			0	1970	1968	(2,575.00)	0
37000			0	1971	1968	(1,324.00)	0
37000			0	1972	1968	(1,445.00)	0
37000			0	1973	1968	(745.00)	0
37000			0	1974	1968	(2,950.00)	0
37000			0	1975	1968	(1,154.00)	0
37000			0	1976	1968	(1,012.00)	0
37000			0	1977	1968	(10,464.00)	0
37000			0	1978	1968	(8,684.00)	0
37000			0	1979	1968	(1,796.00)	0
37000			0	1980	1968	(2,252.00)	0
37000			0	1981	1968	(1,950.00)	0
37000			0	1982	1968	(4,177.00)	0
37000			0	1983	1968	(1,140.00)	0
37000			0	1984	1968	(6,948.00)	0
37000			0	1985	1968	(1,619.00)	0
37000			0	1986	1968	(2,813.00)	0
37000			0	1987	1968	(3,945.00)	0
37000			0	1988	1968	(3,172.00)	0
37000			0	1989	1968	(2,483.00)	0
37000			0	1990	1968	(5,190.00)	0

Charnas

AccountNumber	GroupNumber	CompanyNumber	TransactionCode	TransactionYear	InstallationYear	Amount	AdjustedTY
37000			0	1991	1968	(7,167.00)	0
37000			0	1992	1968	(2,116.00)	0
37000			0	1993	1968	(5,219.00)	0
37000			0	1994	1968	(9,455.00)	0
37000			0	1995	1968	(2,770.00)	0
37000			3	1996	1968	(3,057.00)	0
37000			0	1996	1968	(6,538.00)	0
37000			3	1997	1968	2,273.00	0
37000			0	1997	1968	(6,431.00)	0
37000			0	1998	1968	(8,039.00)	0
37000			0	1999	1968	(5,144.00)	0
37000			0	2003	1968	(12,686.59)	0
37000			0	2006	1968	(19,983.32)	0
37000			0	2007	1968	(4,077.27)	0
37000			0	2009	1968	(18,929.30)	0
37000			0	2010	1968	(2,513.89)	0
37000			0	2011	1968	(158.36)	0
37000			8	2011	1968	521,767.27	0
37000			9	1969	1969	871,827.00	0
37000			0	1969	1969	(144.00)	0
37000			0	1970	1969	(756.00)	0
37000			0	1971	1969	(649.00)	0
37000			0	1972	1969	(432.00)	0
37000			0	1973	1969	(740.00)	0
37000			0	1974	1969	(970.00)	0
37000			0	1975	1969	(837.00)	0
37000			0	1976	1969	(899.00)	0
37000			0	1977	1969	(6,336.00)	0
37000			0	1978	1969	(4,695.00)	0
37000			0	1979	1969	(3,259.00)	0
37000			0	1980	1969	(2,001.00)	0
37000			0	1981	1969	(1,402.00)	0
37000			0	1982	1969	(2,757.00)	0
37000			0	1983	1969	(47,825.00)	0
37000			0	1984	1969	(11,299.00)	0
37000			0	1985	1969	(2,123.00)	0
37000			0	1986	1969	(1,553.00)	0
37000			0	1987	1969	(6,335.00)	0
37000			0	1988	1969	(3,360.00)	0
37000			0	1989	1969	(6,445.00)	0
37000			0	1990	1969	(3,174.00)	0
37000			0	1991	1969	(5,168.00)	0
37000			0	1992	1969	(1,347.00)	0
37000			0	1993	1969	(5,783.00)	0
37000			0	1994	1969	(9,151.00)	0
37000			0	1995	1969	(9,200.00)	0
37000			3	1996	1969	(1,808.00)	0
37000			0	1996	1969	(19,150.00)	0
37000			0	1997	1969	(7,083.00)	0
37000			0	1998	1969	(6,761.00)	0
37000			0	1999	1969	(6,068.00)	0
37000			0	2000	1969	(4,587.00)	0
37000			0	2003	1969	(10,906.67)	0
37000			0	2006	1969	(23,551.07)	0
37000			0	2007	1969	(4,750.29)	0
37000			3	2008	1969	(2,967.52)	0
37000			0	2009	1969	(22,616.01)	0
37000			0	2010	1969	(3,315.04)	0
37000			0	2011	1969	(52.14)	0
37000			0	2011	1969	(78.43)	0

Charnas

AccountNumber	GroupNumber	CompanyNumber	TransactionCode	TransactionYear	InstallationYear	Amount	AdjustedTY
37000			8	2011	1969	619,492.83	0
37000			9	1970	1970	808,887.00	0
37000			0	1971	1970	(2,112.00)	0
37000			0	1972	1970	(1,148.00)	0
37000			0	1973	1970	(473.00)	0
37000			0	1974	1970	(1,158.00)	0
37000			0	1975	1970	(1,674.00)	0
37000			0	1976	1970	(546.00)	0
37000			0	1977	1970	(8,761.00)	0
37000			0	1978	1970	(3,198.00)	0
37000			0	1979	1970	(4,505.00)	0
37000			0	1980	1970	(2,591.00)	0
37000			0	1981	1970	(3,287.00)	0
37000			0	1982	1970	(4,767.00)	0
37000			0	1983	1970	(2,517.00)	0
37000			0	1984	1970	(5,138.00)	0
37000			0	1985	1970	(2,946.00)	0
37000			0	1986	1970	(1,475.00)	0
37000			0	1987	1970	(3,719.00)	0
37000			0	1988	1970	(7,521.00)	0
37000			0	1989	1970	(7,661.00)	0
37000			0	1990	1970	(6,645.00)	0
37000			0	1991	1970	(10,281.00)	0
37000			0	1992	1970	(1,948.00)	0
37000			0	1993	1970	(5,948.00)	0
37000			0	1994	1970	(11,499.00)	0
37000			0	1995	1970	(7,813.00)	0
37000			3	1996	1970	375.00	0
37000			0	1996	1970	(24,249.00)	0
37000			3	1997	1970	(277.00)	0
37000			0	1997	1970	(8,947.00)	0
37000			0	1998	1970	(14,294.00)	0
37000			0	1999	1970	(9,303.00)	0
37000			0	2000	1970	(710.00)	0
37000			0	2003	1970	(13,677.74)	0
37000			0	2006	1970	(42,872.61)	0
37000			0	2007	1970	(7,331.67)	0
37000			3	2008	1970	(8,703.66)	0
37000			0	2009	1970	(18,786.84)	0
37000			0	2010	1970	(1,875.27)	0
37000			8	2011	1970	548,903.21	0
37000			9	1971	1971	998,515.00	0
37000			0	1971	1971	(135.00)	0
37000			0	1972	1971	(1,297.00)	0
37000			0	1973	1971	(1,127.00)	0
37000			0	1974	1971	(1,057.00)	0
37000			0	1975	1971	(1,057.00)	0
37000			0	1976	1971	(1,353.00)	0
37000			0	1977	1971	(9,562.00)	0
37000			0	1978	1971	(3,728.00)	0
37000			0	1979	1971	(3,825.00)	0
37000			0	1980	1971	(2,599.00)	0
37000			0	1981	1971	(3,589.00)	0
37000			0	1982	1971	(3,018.00)	0
37000			0	1983	1971	(6,149.00)	0
37000			0	1984	1971	(5,082.00)	0
37000			0	1985	1971	(5,299.00)	0
37000			0	1986	1971	(1,534.00)	0
37000			0	1987	1971	(6,230.00)	0
37000			0	1988	1971	(3,128.00)	0

Charnas

AccountNumber	GroupNumber	CompanyNumber	TransactionCode	TransactionYear	InstallationYear	Amount	AdjustedTY
37000			0	1989	1971	(5,478.00)	0
37000			0	1990	1971	(5,158.00)	0
37000			0	1991	1971	(5,303.00)	0
37000			0	1992	1971	(2,396.00)	0
37000			0	1993	1971	(6,679.00)	0
37000			0	1994	1971	(12,293.00)	0
37000			0	1995	1971	(8,783.00)	0
37000			3	1996	1971	20,073.00	0
37000			0	1996	1971	(17,925.00)	0
37000			3	1997	1971	(20,122.00)	0
37000			0	1997	1971	(34,517.00)	0
37000			0	1998	1971	(13,519.00)	0
37000			0	1999	1971	(10,631.00)	0
37000			0	2000	1971	(7,070.00)	0
37000			0	2002	1971	(132.00)	0
37000			0	2003	1971	(14,506.14)	0
37000			0	2006	1971	(31,599.91)	0
37000			0	2007	1971	(4,580.89)	0
37000			0	2009	1971	(22,758.56)	0
37000			0	2010	1971	(4,852.36)	0
37000			0	2011	1971	(1,193.47)	0
37000			0	2011	1971	(778.35)	0
37000			8	2011	1971	728,543.32	0
37000			9	1972	1972	1,122,169.00	0
37000			0	1972	1972	(370.00)	0
37000			0	1973	1972	(1,539.00)	0
37000			0	1974	1972	(3,214.00)	0
37000			0	1975	1972	(2,233.00)	0
37000			0	1976	1972	(1,010.00)	0
37000			0	1977	1972	(4,198.00)	0
37000			0	1978	1972	(6,636.00)	0
37000			0	1979	1972	(3,805.00)	0
37000			0	1980	1972	(3,921.00)	0
37000			0	1981	1972	(5,396.00)	0
37000			0	1982	1972	(4,411.00)	0
37000			0	1983	1972	(2,420.00)	0
37000			0	1984	1972	(4,362.00)	0
37000			0	1985	1972	(5,229.00)	0
37000			0	1986	1972	(3,963.00)	0
37000			0	1987	1972	(9,620.00)	0
37000			0	1988	1972	(7,700.00)	0
37000			0	1989	1972	(10,692.00)	0
37000			0	1990	1972	(18,346.00)	0
37000			0	1991	1972	(4,522.00)	0
37000			0	1992	1972	(1,490.00)	0
37000			0	1993	1972	(5,850.00)	0
37000			0	1994	1972	(12,449.00)	0
37000			0	1995	1972	(7,317.00)	0
37000			3	1996	1972	254.00	0
37000			0	1996	1972	(33,511.00)	0
37000			0	1997	1972	(4,645.00)	0
37000			0	1998	1972	(12,554.00)	0
37000			0	1999	1972	(10,874.00)	0
37000			0	2000	1972	(14,898.00)	0
37000			0	2002	1972	(206.00)	0
37000			0	2003	1972	(18,714.62)	0
37000			0	2006	1972	(73,497.04)	0
37000			0	2007	1972	(8,208.22)	0
37000			0	2009	1972	(21,355.09)	0
37000			0	2010	1972	(3,404.67)	0

AccountNumber	GroupNumber	CompanyNumber	TransactionCode	TransactionYear	InstallationYear	Amount	AdjustedTY
37000			0	2011	1972	(418.80)	0
37000			8	2011	1972	789,443.56	0
37000			9	1973	1973	1,232,891.00	0
37000			0	1973	1973	(396.00)	0
37000			0	1974	1973	(683.00)	0
37000			0	1975	1973	(3,242.00)	0
37000			0	1976	1973	(1,089.00)	0
37000			0	1977	1973	(11,582.00)	0
37000			0	1978	1973	(7,516.00)	0
37000			0	1979	1973	(2,681.00)	0
37000			0	1980	1973	(4,747.00)	0
37000			0	1981	1973	(7,367.00)	0
37000			0	1982	1973	(4,248.00)	0
37000			0	1983	1973	(3,898.00)	0
37000			0	1984	1973	(3,671.00)	0
37000			0	1985	1973	(3,146.00)	0
37000			0	1986	1973	(3,690.00)	0
37000			0	1987	1973	(5,427.00)	0
37000			0	1988	1973	(2,370.00)	0
37000			0	1989	1973	(6,211.00)	0
37000			0	1990	1973	(5,243.00)	0
37000			0	1991	1973	(7,402.00)	0
37000			0	1992	1973	(1,985.00)	0
37000			0	1993	1973	(5,606.00)	0
37000			0	1994	1973	(15,237.00)	0
37000			0	1995	1973	(11,066.00)	0
37000			0	1996	1973	(18,387.00)	0
37000			0	1997	1973	(12,474.00)	0
37000			0	1998	1973	(18,476.00)	0
37000			0	1999	1973	(16,573.00)	0
37000			0	2000	1973	(5,862.00)	0
37000			0	2002	1973	(105.00)	0
37000			0	2003	1973	(26,662.95)	0
37000			0	2006	1973	(86,863.59)	0
37000			0	2007	1973	(8,981.59)	0
37000			0	2009	1973	(22,277.42)	0
37000			0	2010	1973	(2,718.35)	0
37000			8	2011	1973	895,007.10	0
37000			9	1974	1974	1,963,113.00	0
37000			0	1974	1974	(57.00)	0
37000			0	1975	1974	(1,799.00)	0
37000			0	1976	1974	(1,180.00)	0
37000			0	1977	1974	(1,903.00)	0
37000			0	1978	1974	(6,412.00)	0
37000			0	1979	1974	(4,689.00)	0
37000			0	1980	1974	(8,338.00)	0
37000			0	1981	1974	(3,257.00)	0
37000			0	1982	1974	(3,998.00)	0
37000			0	1983	1974	(2,835.00)	0
37000			0	1984	1974	(4,797.00)	0
37000			0	1985	1974	(3,122.00)	0
37000			0	1986	1974	(4,374.00)	0
37000			0	1987	1974	(6,641.00)	0
37000			0	1988	1974	(3,428.00)	0
37000			0	1989	1974	(6,288.00)	0
37000			0	1990	1974	(9,125.00)	0
37000			0	1991	1974	(5,797.00)	0
37000			0	1992	1974	(1,744.00)	0
37000			0	1993	1974	(4,583.00)	0
37000			0	1994	1974	(14,175.00)	0

AccountNumber	GroupNumber	CompanyNumber	TransactionCode	TransactionYear	InstallationYear	Amount	AdjustedTY
37000			0	1995	1974	(6,412.00)	0
37000			3	1996	1974	(24,024.00)	0
37000			0	1996	1974	(18,991.00)	0
37000			3	1997	1974	20,398.00	0
37000			0	1997	1974	18,532.00	1996
37000			0	1998	1974	(8,196.00)	0
37000			0	1999	1974	(11,038.00)	0
37000			0	2000	1974	(3,799.00)	0
37000			0	2002	1974	(136.00)	0
37000			0	2003	1974	(17,596.19)	0
37000			0	2006	1974	(37,774.03)	0
37000			0	2007	1974	(9,099.27)	0
37000			0	2009	1974	(44,972.30)	0
37000			0	2010	1974	(6,601.74)	0
37000			0	2011	1974	(1,305.01)	0
37000			0	2011	1974	(230.24)	0
37000			8	2011	1974	1,713,326.22	0
37000			9	1975	1975	939,842.00	0
37000			0	1975	1975	(96.00)	0
37000			0	1976	1975	(698.00)	0
37000			0	1977	1975	(1,636.00)	0
37000			0	1978	1975	(5,118.00)	0
37000			0	1979	1975	(5,572.00)	0
37000			0	1980	1975	(2,918.00)	0
37000			0	1981	1975	(3,243.00)	0
37000			0	1982	1975	(1,886.00)	0
37000			0	1983	1975	(1,486.00)	0
37000			0	1984	1975	(5,928.00)	0
37000			0	1985	1975	(1,759.00)	0
37000			0	1986	1975	(1,231.00)	0
37000			0	1987	1975	(4,711.00)	0
37000			0	1988	1975	(10,906.00)	0
37000			0	1989	1975	(2,216.00)	0
37000			0	1990	1975	(6,342.00)	0
37000			0	1991	1975	(5,974.00)	0
37000			0	1992	1975	(1,846.00)	0
37000			0	1993	1975	(6,579.00)	0
37000			0	1994	1975	(9,003.00)	0
37000			0	1995	1975	(4,218.00)	0
37000			0	1996	1975	(18,212.00)	0
37000			0	1997	1975	(3,450.00)	0
37000			0	1998	1975	(5,719.00)	0
37000			0	1999	1975	(7,637.00)	0
37000			0	2000	1975	(23,911.00)	0
37000			0	2002	1975	(293.00)	0
37000			0	2003	1975	(12,900.24)	0
37000			0	2006	1975	(24,200.73)	0
37000			0	2007	1975	(6,499.71)	0
37000			0	2009	1975	(16,544.23)	0
37000			0	2010	1975	(2,199.24)	0
37000			8	2011	1975	734,909.85	0
37000			9	1976	1976	1,324,925.00	0
37000			0	1976	1976	(213.00)	0
37000			0	1977	1976	(1,741.00)	0
37000			0	1978	1976	(6,914.00)	0
37000			0	1979	1976	(4,282.00)	0
37000			0	1980	1976	(1,992.00)	0
37000			0	1981	1976	(4,384.00)	0
37000			0	1982	1976	(2,511.00)	0
37000			0	1983	1976	(3,288.00)	0

Charnas

AccountNumber	GroupNumber	CompanyNumber	TransactionCode	TransactionYear	InstallationYear	Amount	AdjustedTY
37000			0	1984	1976	(6,631.00)	0
37000			0	1985	1976	(1,821.00)	0
37000			0	1986	1976	(2,143.00)	0
37000			0	1987	1976	(4,393.00)	0
37000			0	1988	1976	(3,871.00)	0
37000			0	1989	1976	(10,851.00)	0
37000			0	1990	1976	(5,619.00)	0
37000			0	1991	1976	(5,184.00)	0
37000			0	1992	1976	(2,199.00)	0
37000			3	1993	1976	131.00	0
37000			0	1993	1976	(3,282.00)	0
37000			0	1994	1976	(16,995.00)	0
37000			0	1995	1976	(3,926.00)	0
37000			0	1996	1976	(57,087.00)	0
37000			0	1997	1976	(14,523.00)	0
37000			0	1998	1976	(15,192.00)	0
37000			0	1999	1976	(8,238.00)	0
37000			0	2000	1976	(5,421.00)	0
37000			0	2002	1976	(167.00)	0
37000			0	2003	1976	(18,990.69)	0
37000			0	2006	1976	(42,801.51)	0
37000			0	2007	1976	(10,588.35)	0
37000			0	2009	1976	(25,191.56)	0
37000			0	2010	1976	(3,095.55)	0
37000			8	2011	1976	1,031,520.34	0
37000			9	1977	1977	2,290,138.00	0
37000			0	1977	1977	(383.00)	0
37000			0	1978	1977	(8,790.00)	0
37000			0	1979	1977	(4,745.00)	0
37000			0	1980	1977	(4,317.00)	0
37000			0	1981	1977	(3,104.00)	0
37000			0	1982	1977	(3,446.00)	0
37000			0	1983	1977	(3,681.00)	0
37000			0	1984	1977	(4,852.00)	0
37000			0	1985	1977	(3,541.00)	0
37000			0	1986	1977	(4,012.00)	0
37000			0	1987	1977	(14,590.00)	0
37000			0	1988	1977	(10,990.00)	0
37000			0	1989	1977	(15,591.00)	0
37000			0	1990	1977	(17,890.00)	0
37000			0	1991	1977	(5,497.00)	0
37000			0	1992	1977	(2,881.00)	0
37000			0	1993	1977	(7,967.00)	0
37000			0	1994	1977	(17,095.00)	0
37000			0	1995	1977	(12,538.00)	0
37000			0	1996	1977	(58,138.00)	0
37000			0	1997	1977	(24,876.00)	0
37000			0	1998	1977	(19,092.00)	0
37000			0	1999	1977	(14,573.00)	0
37000			0	2000	1977	(6,537.00)	0
37000			0	2002	1977	(215.00)	0
37000			0	2003	1977	(18,148.83)	0
37000			0	2006	1977	(55,369.00)	0
37000			0	2007	1977	(13,783.14)	0
37000			0	2009	1977	(41,363.62)	0
37000			0	2010	1977	(11,961.71)	0
37000			0	2011	1977	(2,315.50)	0
37000			0	2011	1977	(610.96)	0
37000			8	2011	1977	1,877,244.24	0
37000			9	1978	1978	1,887,471.00	0

Charnas

AccountNumber	GroupNumber	CompanyNumber	TransactionCode	TransactionYear	InstallationYear	Amount	AdjustedTY
37000			0	1978	1978	(644.00)	0
37000			0	1979	1978	(3,587.00)	0
37000			0	1980	1978	(1,530.00)	0
37000			0	1981	1978	(3,939.00)	0
37000			0	1982	1978	(5,126.00)	0
37000			0	1983	1978	(2,110.00)	0
37000			0	1984	1978	(2,863.00)	0
37000			0	1985	1978	(2,369.00)	0
37000			0	1986	1978	(1,463.00)	0
37000			0	1987	1978	(18,006.00)	0
37000			0	1988	1978	(24,315.00)	0
37000			0	1989	1978	(3,457.00)	0
37000			0	1990	1978	(7,535.00)	0
37000			0	1991	1978	(16,736.00)	0
37000			0	1992	1978	(2,175.00)	0
37000			0	1993	1978	(7,011.00)	0
37000			0	1994	1978	(21,414.00)	0
37000			0	1995	1978	(12,022.00)	0
37000			0	1996	1978	(45,498.00)	0
37000			0	1997	1978	(20,699.00)	0
37000			0	1998	1978	(11,810.00)	0
37000			0	1999	1978	(10,669.00)	0
37000			0	2000	1978	(19,766.00)	0
37000			0	2003	1978	(34,545.51)	0
37000			0	2006	1978	(64,022.11)	0
37000			0	2007	1978	(16,540.10)	0
37000			0	2009	1978	(33,665.25)	0
37000			0	2010	1978	(4,647.91)	0
37000			0	2011	1978	(534.66)	0
37000			8	2011	1978	1,488,771.46	0
37000			9	1979	1979	2,327,597.00	0
37000			0	1980	1979	(4,170.00)	0
37000			0	1981	1979	(5,541.00)	0
37000			0	1982	1979	(2,343.00)	0
37000			0	1983	1979	(4,342.00)	0
37000			0	1984	1979	(11,759.00)	0
37000			0	1985	1979	(2,977.00)	0
37000			0	1986	1979	(2,208.00)	0
37000			0	1987	1979	(17,003.00)	0
37000			0	1988	1979	(15,867.00)	0
37000			0	1989	1979	(34,703.00)	0
37000			0	1990	1979	(13,202.00)	0
37000			0	1991	1979	(15,657.00)	0
37000			0	1992	1979	(4,459.00)	0
37000			0	1993	1979	(9,292.00)	0
37000			0	1994	1979	(21,014.00)	0
37000			0	1995	1979	(20,068.00)	0
37000			0	1996	1979	(59,954.00)	0
37000			0	1997	1979	(36,993.00)	0
37000			0	1998	1979	(21,605.00)	0
37000			0	1999	1979	(22,852.00)	0
37000			0	2000	1979	(3,098.00)	0
37000			0	2002	1979	(71.00)	0
37000			0	2003	1979	(48,725.34)	0
37000			0	2006	1979	(125,109.91)	0
37000			0	2007	1979	(19,308.44)	0
37000			0	2009	1979	(33,940.97)	0
37000			0	2010	1979	(3,376.52)	0
37000			0	2011	1979	(753.65)	0
37000			0	2011	1979	(566.79)	0

Charnas

AccountNumber	GroupNumber	CompanyNumber	TransactionCode	TransactionYear	InstallationYear	Amount	AdjustedTY
37000			8	2011	1979	1,766,637.38	0
37000			9	1980	1980	1,286,349.00	0
37000			0	1981	1980	(820.00)	0
37000			0	1982	1980	(4,336.00)	0
37000			0	1983	1980	(4,202.00)	0
37000			0	1984	1980	(3,796.00)	0
37000			0	1985	1980	(4,331.00)	0
37000			0	1986	1980	(5,007.00)	0
37000			0	1987	1980	(19,935.00)	0
37000			0	1988	1980	(38,521.00)	0
37000			0	1989	1980	(8,124.00)	0
37000			0	1990	1980	(7,101.00)	0
37000			0	1991	1980	(10,280.00)	0
37000			0	1992	1980	(2,618.00)	0
37000			3	1993	1980	163.00	0
37000			0	1993	1980	(7,873.00)	0
37000			0	1994	1980	(18,437.00)	0
37000			0	1995	1980	(8,089.00)	0
37000			0	1996	1980	(12,443.00)	0
37000			0	1997	1980	(88,810.00)	0
37000			0	1998	1980	(11,004.00)	0
37000			0	1999	1980	(7,758.00)	0
37000			0	2002	1980	(74.00)	0
37000			0	2003	1980	(21,981.67)	0
37000			0	2006	1980	(121,566.70)	0
37000			0	2007	1980	(13,736.65)	0
37000			0	2009	1980	(16,810.67)	0
37000			0	2010	1980	(2,573.33)	0
37000			0	2011	1980	(144.96)	0
37000			0	2011	1980	(217.44)	0
37000			8	2011	1980	845,921.58	0
37000			9	1981	1981	1,348,826.00	0
37000			0	1981	1981	(620.00)	0
37000			0	1982	1981	(1,587.00)	0
37000			0	1983	1981	(2,466.00)	0
37000			0	1984	1981	(5,853.00)	0
37000			0	1985	1981	(7,526.00)	0
37000			0	1986	1981	(6,670.00)	0
37000			0	1987	1981	(8,415.00)	0
37000			0	1988	1981	(19,547.00)	0
37000			0	1989	1981	(31,536.00)	0
37000			0	1990	1981	(10,066.00)	0
37000			0	1991	1981	(13,202.00)	0
37000			0	1992	1981	(1,372.00)	0
37000			0	1993	1981	(4,830.00)	0
37000			0	1994	1981	(13,212.00)	0
37000			0	1995	1981	(7,605.00)	0
37000			3	1996	1981	307.00	0
37000			0	1996	1981	(17,954.00)	0
37000			0	1997	1981	(118,546.00)	0
37000			0	1998	1981	(12,156.00)	0
37000			0	1999	1981	(11,326.00)	0
37000			0	2000	1981	(10,020.00)	0
37000			0	2002	1981	(36.00)	0
37000			0	2003	1981	(145,604.50)	0
37000			0	2006	1981	(96,528.31)	0
37000			0	2007	1981	(16,878.47)	0
37000			0	2009	1981	(13,421.55)	0
37000			0	2010	1981	(1,842.49)	0
37000			0	2011	1981	(125.72)	0

AccountNumber	GroupNumber	CompanyNumber	TransactionCode	TransactionYear	InstallationYear	Amount	AdjustedTY
37000			8	2011	1981	770,186.96	0
37000			9	1982	1982	1,429,620.00	0
37000			0	1982	1982	(88.00)	0
37000			0	1983	1982	(3,384.00)	0
37000			0	1984	1982	(6,760.00)	0
37000			0	1985	1982	(236.00)	0
37000			0	1987	1982	(13,031.00)	0
37000			0	1988	1982	(10,648.00)	0
37000			0	1989	1982	(20,198.00)	0
37000			0	1990	1982	(7,872.00)	0
37000			0	1991	1982	(9,777.00)	0
37000			0	1992	1982	(2,248.00)	0
37000			0	1993	1982	(6,463.00)	0
37000			0	1994	1982	(8,856.00)	0
37000			0	1995	1982	(9,405.00)	0
37000			3	1996	1982	293.00	0
37000			0	1996	1982	(16,244.00)	0
37000			0	1997	1982	(73,970.00)	0
37000			0	1998	1982	(11,137.00)	0
37000			0	1999	1982	(9,719.00)	0
37000			0	2000	1982	(2,443.00)	0
37000			0	2002	1982	(97.00)	0
37000			0	2003	1982	(114,927.70)	0
37000			0	2006	1982	(47,108.41)	0
37000			0	2007	1982	(13,281.19)	0
37000			0	2009	1982	(18,119.72)	0
37000			0	2010	1982	(2,990.50)	0
37000			0	2011	1982	(212.54)	0
37000			0	2011	1982	(106.27)	0
37000			8	2011	1982	1,020,590.67	0
37000			9	1983	1983	2,134,798.00	0
37000			0	1985	1983	(819.00)	0
37000			0	1986	1983	(1,197.00)	0
37000			0	1987	1983	(5,722.00)	0
37000			0	1988	1983	(44,927.00)	0
37000			0	1989	1983	(7,796.00)	0
37000			0	1990	1983	(13,757.00)	0
37000			0	1991	1983	(5,679.00)	0
37000			0	1992	1983	(1,959.00)	0
37000			0	1993	1983	(11,514.00)	0
37000			0	1994	1983	(11,609.00)	0
37000			0	1995	1983	(10,246.00)	0
37000			3	1996	1983	(483,808.00)	0
37000			0	1996	1983	(14,772.00)	0
37000			3	1997	1983	483,491.00	0
37000			0	1997	1983	(45,422.00)	0
37000			0	1998	1983	(297,601.00)	0
37000			0	1999	1983	(9,298.00)	0
37000			0	2000	1983	(32,110.00)	0
37000			0	2002	1983	(559.00)	0
37000			0	2003	1983	(78,458.03)	0
37000			0	2006	1983	(45,070.71)	0
37000			0	2007	1983	(12,911.82)	0
37000			0	2009	1983	(23,953.14)	0
37000			0	2010	1983	(2,244.21)	0
37000			0	2011	1983	(64.68)	0
37000			8	2011	1983	1,456,791.41	0
37000			9	1984	1984	1,477,775.00	0
37000			0	1985	1984	(711.00)	0
37000			0	1986	1984	(1,016.00)	0

Charnas

AccountNumber	GroupNumber	CompanyNumber	TransactionCode	TransactionYear	InstallationYear	Amount	AdjustedTY
37000			0	1987	1984	(5,210.00)	0
37000			0	1988	1984	(2,947.00)	0
37000			0	1989	1984	(5,249.00)	0
37000			0	1990	1984	(16,456.00)	0
37000			0	1991	1984	(2,754.00)	0
37000			0	1992	1984	(1,610.00)	0
37000			0	1993	1984	(6,081.00)	0
37000			0	1994	1984	(16,441.00)	0
37000			0	1995	1984	(12,996.00)	0
37000			3	1996	1984	483,491.00	0
37000			0	1996	1984	(22,771.00)	0
37000			3	1997	1984	(483,491.00)	0
37000			0	1997	1984	(28,671.00)	0
37000			0	1998	1984	(57,686.00)	0
37000			0	1999	1984	(10,844.00)	0
37000			0	2000	1984	(44,409.00)	0
37000			0	2003	1984	(55,517.05)	0
37000			0	2006	1984	(43,229.91)	0
37000			0	2007	1984	(25,279.18)	0
37000			0	2009	1984	(17,667.96)	0
37000			0	2010	1984	(1,591.37)	0
37000			8	2011	1984	1,098,637.53	0
37000			9	1985	1985	1,706,857.00	0
37000			0	1986	1985	(1,920.00)	0
37000			0	1987	1985	(3,498.00)	0
37000			0	1988	1985	(5,671.00)	0
37000			0	1989	1985	(13,682.00)	0
37000			0	1990	1985	(1,733.00)	0
37000			0	1991	1985	(27,739.00)	0
37000			0	1992	1985	(3,180.00)	0
37000			0	1993	1985	(7,579.00)	0
37000			0	1994	1985	(9,428.00)	0
37000			0	1995	1985	(9,331.00)	0
37000			0	1996	1985	(18,371.00)	0
37000			0	1997	1985	(15,342.00)	0
37000			0	1998	1985	(163,077.00)	0
37000			0	1999	1985	(21,703.00)	0
37000			0	2000	1985	(83,432.00)	0
37000			0	2003	1985	(110,687.65)	0
37000			0	2006	1985	(51,080.54)	0
37000			0	2007	1985	(24,844.10)	0
37000			0	2009	1985	(17,023.56)	0
37000			0	2010	1985	(2,139.35)	0
37000			0	2011	1985	(112.87)	0
37000			8	2011	1985	1,115,282.93	0
37000			9	1986	1986	1,898,388.00	0
37000			0	1987	1986	(2,622.00)	0
37000			0	1988	1986	(3,977.00)	0
37000			0	1989	1986	(27,452.00)	0
37000			0	1990	1986	(3,677.00)	0
37000			0	1991	1986	(5,229.00)	0
37000			0	1992	1986	(1,361.00)	0
37000			0	1993	1986	(4,146.00)	0
37000			0	1994	1986	(13,920.00)	0
37000			0	1995	1986	(14,229.00)	0
37000			3	1996	1986	(8,891.00)	0
37000			0	1996	1986	(20,534.00)	0
37000			0	1997	1986	(30,418.00)	0
37000			0	1998	1986	(19,120.00)	0
37000			0	1999	1986	(22,548.00)	0

AccountNumber	GroupNumber	CompanyNumber	TransactionCode	TransactionYear	InstallationYear	Amount	AdjustedTY
37000			0	2000	1986	(199,923.00)	0
37000			0	2002	1986	(43.00)	0
37000			0	2003	1986	(24,259.40)	0
37000			0	2006	1986	(65,680.04)	0
37000			0	2007	1986	(27,421.01)	0
37000			0	2009	1986	(21,900.55)	0
37000			0	2010	1986	(3,281.67)	0
37000			0	2011	1986	(164.15)	0
37000			8	2011	1986	1,377,591.18	0
37000			9	1987	1987	1,742,750.00	0
37000			0	1987	1987	(52.00)	0
37000			0	1988	1987	(3,140.00)	0
37000			0	1989	1987	(30,835.00)	0
37000			0	1990	1987	(11,456.00)	0
37000			0	1991	1987	(5,213.00)	0
37000			0	1992	1987	(1,373.00)	0
37000			0	1993	1987	(5,473.00)	0
37000			0	1994	1987	(11,441.00)	0
37000			0	1995	1987	(10,738.00)	0
37000			0	1996	1987	(12,235.00)	0
37000			0	1997	1987	(15,172.00)	0
37000			0	1998	1987	(11,870.00)	0
37000			0	1999	1987	(86,229.00)	0
37000			0	2000	1987	(46,341.00)	0
37000			0	2002	1987	(580.00)	0
37000			0	2003	1987	(24,550.40)	0
37000			0	2006	1987	(48,849.52)	0
37000			0	2007	1987	(17,188.05)	0
37000			0	2009	1987	(19,315.53)	0
37000			0	2010	1987	(5,127.98)	0
37000			0	2011	1987	(899.52)	0
37000			0	2011	1987	(993.10)	0
37000			8	2011	1987	1,373,677.90	0
37000			9	1988	1988	2,021,988.00	0
37000			0	1989	1988	(29,556.00)	0
37000			0	1990	1988	(159,846.00)	0
37000			0	1991	1988	(8,810.00)	0
37000			0	1992	1988	(2,558.00)	0
37000			0	1993	1988	(8,099.00)	0
37000			0	1994	1988	(25,513.00)	0
37000			0	1995	1988	(17,429.00)	0
37000			0	1996	1988	(25,098.00)	0
37000			0	1997	1988	(41,404.00)	0
37000			0	1998	1988	(24,557.00)	0
37000			0	1999	1988	(103,597.00)	0
37000			0	2000	1988	(4,751.00)	0
37000			0	2003	1988	(20,341.85)	0
37000			0	2006	1988	(62,692.97)	0
37000			0	2007	1988	(22,019.18)	0
37000			0	2009	1988	(21,434.44)	0
37000			0	2010	1988	(2,500.29)	0
37000			8	2011	1988	1,441,781.27	0
37000			9	1989	1989	1,777,142.00	0
37000			0	1990	1989	(116,804.00)	0
37000			0	1991	1989	(1,586.00)	0
37000			0	1992	1989	(397.00)	0
37000			0	1993	1989	(6,458.00)	0
37000			0	1994	1989	(14,367.00)	0
37000			0	1995	1989	(11,252.00)	0
37000			0	1996	1989	(33,053.00)	0

Charnas

AccountNumber	GroupNumber	CompanyNumber	TransactionCode	TransactionYear	InstallationYear	Amount	AdjustedTY
37000			0	1997	1989	(32,447.00)	0
37000			0	1998	1989	(18,958.00)	0
37000			0	1999	1989	(61,822.00)	0
37000			0	2000	1989	(1,312.00)	0
37000			0	2002	1989	(52.00)	0
37000			0	2003	1989	(27,178.75)	0
37000			0	2006	1989	(74,027.03)	0
37000			0	2007	1989	(13,830.91)	0
37000			0	2009	1989	(15,888.58)	0
37000			0	2010	1989	(731.40)	0
37000			0	2011	1989	(666.71)	0
37000			0	2011	1989	(227.16)	0
37000			8	2011	1989	1,346,083.46	0
37000			9	1990	1990	2,082,955.00	0
37000			0	1991	1990	(114,944.00)	0
37000			0	1992	1990	(19,989.00)	0
37000			3	1993	1990	(294.00)	0
37000			0	1993	1990	(23,155.00)	0
37000			0	1994	1990	(15,338.00)	0
37000			0	1995	1990	(15,863.00)	0
37000			0	1996	1990	(38,829.00)	0
37000			0	1997	1990	(30,606.00)	0
37000			0	1998	1990	(14,891.00)	0
37000			0	1999	1990	(109,724.00)	0
37000			0	2002	1990	(186.00)	0
37000			0	2003	1990	(32,183.13)	0
37000			0	2006	1990	(56,828.54)	0
37000			0	2007	1990	(13,697.21)	0
37000			0	2009	1990	(18,455.82)	0
37000			0	2010	1990	(1,919.63)	0
37000			8	2011	1990	1,576,051.67	0
37000			9	1991	1991	1,972,669.00	0
37000			0	1992	1991	(44,461.00)	0
37000			0	1993	1991	(99,863.00)	0
37000			0	1994	1991	(28,269.00)	0
37000			0	1995	1991	(13,696.00)	0
37000			0	1996	1991	(14,318.00)	0
37000			0	1997	1991	(16,872.00)	0
37000			0	1998	1991	(15,235.00)	0
37000			0	1999	1991	(42,137.00)	0
37000			0	2002	1991	(41.00)	0
37000			0	2003	1991	(12,821.96)	0
37000			0	2006	1991	(35,232.80)	0
37000			0	2007	1991	(13,451.37)	0
37000			0	2009	1991	(16,938.09)	0
37000			0	2010	1991	(1,545.62)	0
37000			8	2011	1991	1,617,787.16	0
37000			9	1992	1992	3,038,392.00	0
37000			0	1993	1992	(89,356.00)	0
37000			0	1994	1992	(7,718.00)	0
37000			0	1995	1992	(9,520.00)	0
37000			0	1996	1992	(20,377.00)	0
37000			0	1997	1992	(18,249.00)	0
37000			0	1998	1992	(21,745.00)	0
37000			0	1999	1992	(74,977.00)	0
37000			0	2002	1992	(125.00)	0
37000			0	2003	1992	(9,201.77)	0
37000			0	2006	1992	(35,927.04)	0
37000			0	2007	1992	(13,484.60)	0
37000			0	2009	1992	(17,884.59)	0

Charnas

AccountNumber	GroupNumber	CompanyNumber	TransactionCode	TransactionYear	InstallationYear	Amount	AdjustedTY
37000			0	2010	1992	(1,770.45)	0
37000			8	2011	1992	2,718,056.55	0
37000			9	1993	1993	1,708,943.00	0
37000			0	1994	1993	(14,739.00)	0
37000			0	1995	1993	(6,489.00)	0
37000			0	1996	1993	(8,500.00)	0
37000			0	1997	1993	(12,438.00)	0
37000			0	1998	1993	(15,328.00)	0
37000			0	1999	1993	(15,828.00)	0
37000			0	2000	1993	(70,484.00)	0
37000			0	2002	1993	(5,413.00)	0
37000			0	2003	1993	(8,499.97)	0
37000			0	2006	1993	(55,318.54)	0
37000			0	2007	1993	(5,952.11)	0
37000			0	2009	1993	(15,387.53)	0
37000			0	2010	1993	(1,076.74)	0
37000			8	2011	1993	1,473,489.11	0
37000			9	1994	1994	2,051,390.00	0
37000			0	1995	1994	(30,904.00)	0
37000			0	1996	1994	(14,294.00)	0
37000			0	1997	1994	(18,146.00)	0
37000			0	1998	1994	(5,988.00)	0
37000			0	1999	1994	(116,232.00)	0
37000			0	2003	1994	(18,484.67)	0
37000			0	2006	1994	(59,427.84)	0
37000			0	2007	1994	(12,935.00)	0
37000			0	2009	1994	(17,793.23)	0
37000			0	2010	1994	(7,308.88)	0
37000			0	2011	1994	(960.32)	0
37000			0	2011	1994	(480.16)	0
37000			8	2011	1994	1,748,435.90	0
37000			9	1995	1995	2,179,717.00	0
37000			0	1996	1995	(17,465.00)	0
37000			0	1997	1995	(16,159.00)	0
37000			0	1998	1995	(24,089.00)	0
37000			0	1999	1995	(59,757.00)	0
37000			0	2002	1995	(39.00)	0
37000			0	2003	1995	(19,908.11)	0
37000			0	2006	1995	(80,828.65)	0
37000			0	2007	1995	(13,550.19)	0
37000			0	2009	1995	(21,134.68)	0
37000			0	2010	1995	(1,734.50)	0
37000			8	2011	1995	1,925,051.87	0
37000			9	1996	1996	2,165,145.00	0
37000			0	1996	1996	(781.00)	0
37000			0	1997	1996	(14,980.00)	0
37000			0	1998	1996	(6,147.00)	0
37000			0	1999	1996	(92,658.00)	0
37000			0	2003	1996	(18,719.38)	0
37000			0	2006	1996	(86,027.04)	0
37000			0	2007	1996	(17,158.04)	0
37000			0	2009	1996	(13,095.07)	0
37000			0	2010	1996	(883.69)	0
37000			8	2011	1996	1,914,695.78	0
37000			9	1997	1997	3,213,340.00	0
37000			3	1998	1997	20,938.00	0
37000			0	1998	1997	(6,251.00)	0
37000			0	1999	1997	(146,525.00)	0
37000			0	2003	1997	(26,609.37)	0
37000			0	2006	1997	(70,809.83)	0

AccountNumber	GroupNumber	CompanyNumber	TransactionCode	TransactionYear	InstallationYear	Amount	AdjustedTY
37000			0	2007	1997	(33,962.76)	0
37000			0	2009	1997	(21,980.33)	0
37000			0	2010	1997	(2,790.16)	0
37000			0	2011	1997	(421.32)	0
37000			0	2011	1997	(210.66)	0
37000			8	2011	1997	2,924,717.57	0
37000			9	1998	1998	2,414,066.00	0
37000			3	1999	1998	2,505.00	0
37000			0	1999	1998	(6,554.00)	0
37000			0	2003	1998	(26,534.15)	0
37000			0	2006	1998	(69,954.11)	0
37000			0	2007	1998	(21,511.43)	0
37000			0	2009	1998	(20,539.30)	0
37000			0	2010	1998	(2,221.71)	0
37000			8	2011	1998	2,269,256.30	0
37000			9	1999	1999	1,799,946.00	0
37000			8	2011	1999	1,799,946.00	0
37000			9	2000	2000	2,533,317.00	0
37000			0	2003	2000	(19,149.26)	0
37000			0	2006	2000	(43,062.32)	0
37000			0	2007	2000	(11,380.28)	0
37000			0	2009	2000	(29,173.66)	0
37000			0	2010	2000	(2,904.04)	0
37000			3	2011	2000	38,866.25	0
37000			0	2011	2000	(38,866.25)	0
37000			0	2011	2000	(524.98)	0
37000			8	2011	2000	2,427,122.46	0
37000			9	2001	2001	2,480,847.00	0
37000			0	2003	2001	(12,785.57)	0
37000			0	2006	2001	(40,837.73)	0
37000			0	2007	2001	(8,571.22)	0
37000			0	2009	2001	(5,828.65)	0
37000			0	2010	2001	(719.27)	0
37000			0	2011	2001	(193.09)	0
37000			0	2011	2001	(193.09)	0
37000			8	2011	2001	2,411,718.38	0
37000			9	2002	2002	2,106,847.00	0
37000			0	2003	2002	(91,454.19)	0
37000			0	2006	2002	(59,787.14)	0
37000			0	2007	2002	(18,516.88)	0
37000			0	2009	2002	(13,221.03)	0
37000			0	2010	2002	(1,876.32)	0
37000			3	2011	2002	397,650.79	0
37000			8	2011	2002	2,319,642.23	0
37000			9	2003	2003	1,798,888.57	0
37000			3	2003	2003	77,864.42	0
37000			0	2006	2003	(23,186.17)	0
37000			0	2007	2003	(10,952.14)	0
37000			3	2008	2003	15,958.99	0
37000			0	2009	2003	(12,199.84)	0
37000			0	2010	2003	(660.60)	0
37000			3	2011	2003	85,819.39	0
37000			8	2011	2003	1,931,532.62	0
37000			9	2004	2004	585,834.99	0
37000			0	2006	2004	(13,898.79)	0
37000			0	2007	2004	(1,167.55)	0
37000			3	2008	2004	(15,958.99)	0
37000			0	2009	2004	(7,853.52)	0
37000			0	2010	2004	(4,216.22)	0
37000			8	2011	2004	542,739.92	0

Charnas

AccountNumber	GroupNumber	CompanyNumber	TransactionCode	TransactionYear	InstallationYear	Amount	AdjustedTY
37000			9	2005	2005	206,936.97	0
37000			3	2011	2005	85,774.69	0
37000			8	2011	2005	292,711.66	0
37000			9	2006	2006	3,508,764.42	0
37000			0	2007	2006	(274.62)	0
37000			0	2009	2006	(2,782.39)	0
37000			0	2010	2006	(185.88)	0
37000			3	2011	2006	108,765.27	0
37000			8	2011	2006	3,614,286.80	0
37000			9	2007	2007	239,559.76	0
37000			3	2007	2007	843,650.57	0
37000			0	2009	2007	(1,451.73)	0
37000			0	2010	2007	(120.61)	0
37000			3	2011	2007	70,277.80	0
37000			8	2011	2007	1,151,915.79	0
37000			9	2008	2008	45,006.34	0
37000			8	2011	2008	45,006.34	0
37000			9	2009	2009	2,719,857.83	0
37000			0	2009	2009	(5,799.87)	0
37000			0	2010	2009	(161.73)	0
37000			8	2011	2009	2,713,896.23	0
37000			9	2010	2010	1,567,438.72	0
37000			8	2011	2010	1,567,438.72	0
37000			9	2011	2011	978,001.26	0
37000			8	2011	2011	978,001.26	0
37100			9	1938	1938	596.00	0
37100			0	1969	1938	(596.00)	0
37100			9	1953	1953	363.00	0
37100			0	1969	1953	(363.00)	0
37100			9	1954	1954	251.00	0
37100			0	1976	1954	(193.00)	0
37100			0	1978	1954	(58.00)	0
37100			9	1956	1956	44.00	0
37100			0	1978	1956	(44.00)	0
37100			9	1957	1957	471.00	0
37100			0	1972	1957	(31.00)	0
37100			0	1988	1957	(440.00)	0
37100			9	1958	1958	180.00	0
37100			0	1978	1958	(180.00)	0
37100			9	1960	1960	7,177.00	0
37100			0	1963	1960	(3,218.00)	0
37100			0	1964	1960	(1,145.00)	0
37100			0	1965	1960	(1,836.00)	0
37100			0	1966	1960	(280.00)	0
37100			0	1967	1960	(414.00)	0
37100			0	1969	1960	(213.00)	0
37100			0	1974	1960	(71.00)	0
37100			9	1961	1961	142,439.00	0
37100			0	1963	1961	(12,127.00)	0
37100			0	1964	1961	(8,610.00)	0
37100			0	1965	1961	(10,098.00)	0
37100			0	1966	1961	(10,143.00)	0
37100			0	1967	1961	(10,220.00)	0
37100			0	1968	1961	(13,870.00)	0
37100			0	1969	1961	(8,952.00)	0
37100			0	1970	1961	(17,060.00)	0
37100			0	1971	1961	(11,761.00)	0
37100			0	1972	1961	(11,726.00)	0
37100			0	1973	1961	(11,286.00)	0
37100			0	1974	1961	(3,385.00)	0

Charnas

AccountNumber	GroupNumber	CompanyNumber	TransactionCode	TransactionYear	InstallationYear	Amount	AdjustedTY
37100			0	1975	1961	(675.00)	0
37100			0	1976	1961	(562.00)	0
37100			0	1977	1961	(158.00)	0
37100			0	1978	1961	(11,806.00)	0
37100			9	1962	1962	287,708.00	0
37100			0	1963	1962	(13,934.00)	0
37100			0	1964	1962	(13,556.00)	0
37100			0	1965	1962	(11,634.00)	0
37100			0	1966	1962	(9,068.00)	0
37100			0	1967	1962	(6,532.00)	0
37100			0	1968	1962	(5,732.00)	0
37100			0	1969	1962	(5,016.00)	0
37100			0	1970	1962	(5,037.00)	0
37100			0	1971	1962	(3,834.00)	0
37100			0	1972	1962	(1,722.00)	0
37100			0	1973	1962	(2,692.00)	0
37100			0	1974	1962	(17,261.00)	0
37100			0	1975	1962	(17,138.00)	0
37100			0	1976	1962	(13,129.00)	0
37100			0	1977	1962	(16,905.00)	0
37100			0	1978	1962	(58,896.00)	0
37100			0	1979	1962	(22,999.00)	0
37100			0	1980	1962	(32,513.00)	0
37100			0	1981	1962	(25,437.00)	0
37100			0	1983	1962	(2,454.00)	0
37100			0	1984	1962	(194.00)	0
37100			0	1986	1962	(2,009.00)	0
37100			0	1990	1962	(3.00)	0
37100			0	1992	1962	(13.00)	0
37100			9	1963	1963	244,683.31	0
37100			0	1963	1963	(4,529.00)	0
37100			0	1964	1963	(13,470.00)	0
37100			0	1965	1963	(11,354.00)	0
37100			0	1966	1963	(12,361.00)	0
37100			0	1967	1963	(5,937.00)	0
37100			0	1968	1963	(7,271.00)	0
37100			0	1969	1963	(8,360.00)	0
37100			0	1970	1963	(3,925.00)	0
37100			0	1971	1963	(5,118.00)	0
37100			0	1972	1963	(3,484.00)	0
37100			0	1973	1963	(3,486.00)	0
37100			0	1974	1963	(5,112.00)	0
37100			0	1975	1963	(3,815.00)	0
37100			0	1976	1963	(2,517.00)	0
37100			0	1977	1963	(2,906.00)	0
37100			0	1978	1963	(14,320.00)	0
37100			0	1979	1963	(2,979.00)	0
37100			0	1980	1963	(3,618.00)	0
37100			0	1981	1963	(2,596.00)	0
37100			0	1982	1963	(43,966.00)	0
37100			0	1983	1963	(29,572.00)	0
37100			0	1984	1963	(30,432.00)	0
37100			0	1985	1963	(20,408.00)	0
37100			0	1986	1963	(1,212.00)	0
37100			0	1992	1963	(66.00)	0
37100			0	1993	1963	(136.00)	0
37100			0	1995	1963	(18.00)	0
37100			0	1996	1963	(124.00)	0
37100			0	1997	1963	(40.00)	0
37100			0	1998	1963	(36.00)	0

AccountNumber	GroupNumber	CompanyNumber	TransactionCode	TransactionYear	InstallationYear	Amount	AdjustedTY
37100			3	2008	1963	(932.77)	0
37100			0	2011	1963	(584.12)	0
37100			0	2011	1963	1.58	0
37100			9	1964	1964	261,949.00	0
37100			0	1964	1964	(5,899.00)	0
37100			0	1965	1964	(13,076.00)	0
37100			0	1966	1964	(13,944.00)	0
37100			0	1967	1964	(8,564.00)	0
37100			0	1968	1964	(7,600.00)	0
37100			0	1969	1964	(7,769.00)	0
37100			0	1970	1964	(4,866.00)	0
37100			0	1971	1964	(5,957.00)	0
37100			0	1972	1964	(3,843.00)	0
37100			0	1973	1964	(4,230.00)	0
37100			0	1974	1964	(5,957.00)	0
37100			0	1975	1964	(4,278.00)	0
37100			0	1976	1964	(4,394.00)	0
37100			0	1977	1964	(2,585.00)	0
37100			0	1978	1964	(5,342.00)	0
37100			0	1979	1964	(1,981.00)	0
37100			0	1980	1964	(3,015.00)	0
37100			0	1981	1964	(2,485.00)	0
37100			0	1982	1964	(2,585.00)	0
37100			0	1983	1964	(2,068.00)	0
37100			0	1984	1964	(3,963.00)	0
37100			0	1985	1964	(1,637.00)	0
37100			0	1986	1964	(45,306.00)	0
37100			0	1988	1964	(41,666.00)	0
37100			0	1989	1964	(17,230.00)	0
37100			0	1990	1964	(24,296.00)	0
37100			0	1991	1964	(17,317.00)	0
37100			0	2011	1964	(1.58)	0
37100			0	2011	1964	(3.74)	0
37100			8	2011	1964	90.68	0
37100			9	1965	1965	207,417.00	0
37100			0	1965	1965	(4,533.00)	0
37100			0	1966	1965	(12,706.00)	0
37100			0	1967	1965	(11,762.00)	0
37100			0	1968	1965	(8,591.00)	0
37100			0	1969	1965	(6,350.00)	0
37100			0	1970	1965	(9,390.00)	0
37100			0	1971	1965	(10,398.00)	0
37100			0	1972	1965	(9,198.00)	0
37100			0	1973	1965	(7,948.00)	0
37100			0	1974	1965	(9,677.00)	0
37100			0	1975	1965	(7,628.00)	0
37100			0	1976	1965	(5,638.00)	0
37100			0	1977	1965	(5,386.00)	0
37100			0	1978	1965	(16,376.00)	0
37100			0	1979	1965	(7,968.00)	0
37100			0	1980	1965	(7,042.00)	0
37100			0	1981	1965	(7,201.00)	0
37100			0	1982	1965	(7,121.00)	0
37100			0	1983	1965	(5,189.00)	0
37100			0	1984	1965	(7,171.00)	0
37100			0	1985	1965	(5,164.00)	0
37100			0	1986	1965	(2,709.00)	0
37100			0	1988	1965	(1,036.00)	0
37100			0	1989	1965	(4,462.00)	0
37100			0	1990	1965	(4,940.00)	0

Charnas

AccountNumber	GroupNumber	CompanyNumber	TransactionCode	TransactionYear	InstallationYear	Amount	AdjustedTY
37100			0	1991	1965	(14,263.00)	0
37100			0	1992	1965	(7,570.00)	0
37100			0	1993	1965	80.00	1992
37100			8	2011	1965	80.00	0
37100			9	1966	1966	197,195.00	0
37100			0	1966	1966	(3,756.00)	0
37100			0	1967	1966	(13,709.00)	0
37100			0	1968	1966	(9,111.00)	0
37100			0	1969	1966	(6,688.00)	0
37100			0	1970	1966	(6,162.00)	0
37100			0	1971	1966	(7,091.00)	0
37100			0	1972	1966	(7,861.00)	0
37100			0	1973	1966	(6,391.00)	0
37100			0	1974	1966	(4,774.00)	0
37100			0	1975	1966	(3,472.00)	0
37100			0	1976	1966	(3,465.00)	0
37100			0	1977	1966	(1,925.00)	0
37100			0	1978	1966	(5,548.00)	0
37100			0	1979	1966	(1,850.00)	0
37100			0	1980	1966	(2,464.00)	0
37100			0	1981	1966	(3,388.00)	0
37100			0	1982	1966	(3,542.00)	0
37100			0	1983	1966	(3,080.00)	0
37100			0	1984	1966	(2,233.00)	0
37100			0	1985	1966	(2,772.00)	0
37100			0	1986	1966	(2,772.00)	0
37100			0	1987	1966	(895.00)	0
37100			0	1988	1966	(3,786.00)	0
37100			0	1989	1966	(2,183.00)	0
37100			0	1990	1966	(906.00)	0
37100			0	1991	1966	(2,079.00)	0
37100			0	1992	1966	(22,716.00)	0
37100			0	1993	1966	(26,180.00)	0
37100			0	1994	1966	(20,790.00)	0
37100			0	1995	1966	(16,529.00)	0
37100			0	1997	1966	923.00	1995
37100			9	1967	1967	196,288.00	0
37100			0	1967	1967	(4,654.00)	0
37100			0	1968	1967	(10,019.00)	0
37100			0	1969	1967	(7,036.00)	0
37100			0	1970	1967	(6,039.00)	0
37100			0	1971	1967	(5,809.00)	0
37100			0	1972	1967	(6,373.00)	0
37100			0	1973	1967	(7,529.00)	0
37100			0	1974	1967	(8,913.00)	0
37100			0	1975	1967	(5,606.00)	0
37100			0	1976	1967	(3,306.00)	0
37100			0	1977	1967	(4,672.00)	0
37100			0	1978	1967	(6,762.00)	0
37100			0	1979	1967	(5,462.00)	0
37100			0	1980	1967	(4,314.00)	0
37100			0	1981	1967	(3,020.00)	0
37100			0	1982	1967	(3,669.00)	0
37100			0	1983	1967	(3,593.00)	0
37100			0	1984	1967	(2,875.00)	0
37100			0	1985	1967	(2,371.00)	0
37100			0	1986	1967	(2,660.00)	0
37100			0	1987	1967	(2,298.00)	0
37100			0	1988	1967	(2,825.00)	0
37100			0	1989	1967	(4,741.00)	0

Charnas

AccountNumber	GroupNumber	CompanyNumber	TransactionCode	TransactionYear	InstallationYear	Amount	AdjustedTY
37100			0	1990	1967	(7,405.00)	0
37100			0	1991	1967	(2,947.00)	0
37100			0	1992	1967	(17,320.00)	0
37100			0	1993	1967	(26,016.00)	0
37100			0	1994	1967	(18,398.00)	0
37100			0	1995	1967	(9,656.00)	0
37100			9	1968	1968	177,696.00	0
37100			0	1968	1968	(2,941.00)	0
37100			0	1969	1968	(6,145.00)	0
37100			0	1970	1968	(7,771.00)	0
37100			0	1971	1968	(6,854.00)	0
37100			0	1972	1968	(7,344.00)	0
37100			0	1973	1968	(10,139.00)	0
37100			0	1974	1968	(11,896.00)	0
37100			0	1975	1968	(10,536.00)	0
37100			0	1976	1968	(7,727.00)	0
37100			0	1977	1968	(7,498.00)	0
37100			0	1978	1968	(9,154.00)	0
37100			0	1979	1968	(7,715.00)	0
37100			0	1980	1968	(7,325.00)	0
37100			0	1981	1968	(6,689.00)	0
37100			0	1982	1968	(6,318.00)	0
37100			0	1983	1968	(6,638.00)	0
37100			0	1984	1968	(6,149.00)	0
37100			0	1985	1968	(7,274.00)	0
37100			0	1986	1968	(4,676.00)	0
37100			0	1987	1968	(6,426.00)	0
37100			0	1988	1968	(4,985.00)	0
37100			0	1989	1968	(3,390.00)	0
37100			0	1990	1968	(5,446.00)	0
37100			0	1991	1968	(9,349.00)	0
37100			0	1992	1968	(6,667.00)	0
37100			0	1993	1968	(308.00)	0
37100			0	1998	1968	(48.00)	0
37100			3	2008	1968	(275.53)	0
37100			8	2011	1968	12.47	0
37100			9	1969	1969	210,945.00	0
37100			0	1969	1969	(3,773.00)	0
37100			0	1970	1969	(8,113.00)	0
37100			0	1971	1969	(6,727.00)	0
37100			0	1972	1969	(7,552.00)	0
37100			0	1973	1969	(8,988.00)	0
37100			0	1974	1969	(10,818.00)	0
37100			0	1975	1969	(10,606.00)	0
37100			0	1976	1969	(8,843.00)	0
37100			0	1977	1969	(7,783.00)	0
37100			0	1978	1969	(6,997.00)	0
37100			0	1979	1969	(7,649.00)	0
37100			0	1980	1969	(6,435.00)	0
37100			0	1981	1969	(5,298.00)	0
37100			0	1982	1969	(7,814.00)	0
37100			0	1983	1969	(5,404.00)	0
37100			0	1984	1969	(21,549.00)	0
37100			0	1985	1969	(6,225.00)	0
37100			0	1986	1969	(12,718.00)	0
37100			0	1987	1969	(5,129.00)	0
37100			0	1988	1969	(15,222.00)	0
37100			0	1989	1969	(6,161.00)	0
37100			0	1990	1969	(15,778.00)	0
37100			0	1991	1969	(12,674.00)	0

AccountNumber	GroupNumber	CompanyNumber	TransactionCode	TransactionYear	InstallationYear	Amount	AdjustedTY
37100			0	1993	1969	(227.00)	0
37100			0	1994	1969	(1,363.00)	0
37100			0	1995	1969	(227.00)	0
37100			0	1996	1969	(466.00)	0
37100			0	1997	1969	(227.00)	0
37100			0	1998	1969	(179.00)	0
37100			9	1970	1970	252,393.00	0
37100			0	1970	1970	(628.00)	0
37100			0	1971	1970	(9,621.00)	0
37100			0	1972	1970	(9,902.00)	0
37100			0	1973	1970	(6,799.00)	0
37100			0	1974	1970	(10,631.00)	0
37100			0	1975	1970	(16,729.00)	0
37100			0	1976	1970	(18,725.00)	0
37100			0	1977	1970	(20,230.00)	0
37100			0	1978	1970	(46,758.00)	0
37100			0	1979	1970	(21,474.00)	0
37100			0	1980	1970	(20,692.00)	0
37100			0	1981	1970	(18,619.00)	0
37100			0	1982	1970	(18,223.00)	0
37100			0	1983	1970	(10,293.00)	0
37100			0	1985	1970	(4,780.00)	0
37100			0	1995	1970	(8,127.00)	0
37100			8	2011	1970	10,162.00	0
37100			9	1971	1971	268,258.00	0
37100			0	1971	1971	(132.00)	0
37100			0	1972	1971	(8,397.00)	0
37100			0	1973	1971	(6,629.00)	0
37100			0	1974	1971	(6,444.00)	0
37100			0	1975	1971	(5,997.00)	0
37100			0	1976	1971	(8,556.00)	0
37100			0	1977	1971	(11,752.00)	0
37100			0	1978	1971	(17,430.00)	0
37100			0	1979	1971	(7,846.00)	0
37100			0	1980	1971	(6,773.00)	0
37100			0	1981	1971	(7,846.00)	0
37100			0	1982	1971	(6,504.00)	0
37100			0	1983	1971	(5,968.00)	0
37100			0	1984	1971	(6,706.00)	0
37100			0	1985	1971	(11,662.00)	0
37100			0	1986	1971	(6,973.00)	0
37100			0	1987	1971	(15,471.00)	0
37100			0	1988	1971	(4,097.00)	0
37100			0	1989	1971	(14,625.00)	0
37100			0	1990	1971	(6,030.00)	0
37100			0	1991	1971	(12,075.00)	0
37100			0	1992	1971	(16,303.00)	0
37100			0	1993	1971	(10,545.00)	0
37100			0	1994	1971	(4,078.00)	0
37100			0	1995	1971	(15,116.00)	0
37100			0	1996	1971	(29,756.00)	0
37100			0	1997	1971	(7,523.00)	0
37100			0	1998	1971	(1,685.00)	0
37100			8	2011	1971	5,339.00	0
37100			9	1972	1972	294,494.00	0
37100			0	1972	1972	(67.00)	0
37100			0	1973	1972	(6,247.00)	0
37100			0	1974	1972	(10,094.00)	0
37100			0	1975	1972	(8,097.00)	0
37100			0	1976	1972	(10,366.00)	0

AccountNumber	GroupNumber	CompanyNumber	TransactionCode	TransactionYear	InstallationYear	Amount	AdjustedTY
37100			0	1977	1972	(15,646.00)	0
37100			0	1978	1972	(28,746.00)	0
37100			0	1979	1972	(13,257.00)	0
37100			0	1980	1972	(10,801.00)	0
37100			0	1981	1972	(11,284.00)	0
37100			0	1982	1972	(10,282.00)	0
37100			0	1983	1972	(10,085.00)	0
37100			0	1984	1972	(11,140.00)	0
37100			0	1985	1972	(8,996.00)	0
37100			0	1986	1972	(7,568.00)	0
37100			0	1987	1972	(8,039.00)	0
37100			0	1988	1972	(7,685.00)	0
37100			0	1989	1972	(7,782.00)	0
37100			0	1990	1972	(5,551.00)	0
37100			0	1991	1972	(7,189.00)	0
37100			0	1992	1972	(10,953.00)	0
37100			0	1993	1972	(6,840.00)	0
37100			0	1994	1972	(3,710.00)	0
37100			0	1995	1972	(4,495.00)	0
37100			0	1996	1972	(5,708.00)	0
37100			0	1997	1972	(24,614.00)	0
37100			0	1998	1972	(27,610.00)	0
37100			0	1999	1972	(9,632.00)	0
37100			3	2008	1972	(417.81)	0
37100			8	2011	1972	1,592.19	0
37100			9	1973	1973	298,871.00	0
37100			0	1973	1973	(2,944.00)	0
37100			0	1974	1973	(9,083.00)	0
37100			0	1975	1973	(10,276.00)	0
37100			0	1976	1973	(9,634.00)	0
37100			0	1977	1973	(9,283.00)	0
37100			0	1978	1973	(27,692.00)	0
37100			0	1979	1973	(13,266.00)	0
37100			0	1980	1973	(9,544.00)	0
37100			0	1981	1973	(10,987.00)	0
37100			0	1982	1973	(7,231.00)	0
37100			0	1983	1973	(8,174.00)	0
37100			0	1984	1973	(6,927.00)	0
37100			0	1985	1973	(5,365.00)	0
37100			0	1986	1973	(5,402.00)	0
37100			0	1987	1973	(4,990.00)	0
37100			0	1988	1973	(6,069.00)	0
37100			0	1989	1973	(5,905.00)	0
37100			0	1990	1973	(4,200.00)	0
37100			0	1991	1973	(6,565.00)	0
37100			0	1992	1973	(4,782.00)	0
37100			0	1993	1973	(8,418.00)	0
37100			0	1994	1973	(5,263.00)	0
37100			0	1995	1973	(3,027.00)	0
37100			0	1996	1973	(1,870.00)	0
37100			0	1997	1973	(6,926.00)	0
37100			0	1998	1973	(15,722.00)	0
37100			0	1999	1973	(34,283.00)	0
37100			0	2000	1973	(3,740.00)	0
37100			0	2001	1973	(1,177.00)	0
37100			0	2002	1973	(1,038.00)	0
37100			3	2008	1973	(2,044.28)	0
37100			8	2011	1973	47,043.72	0
37100			9	1974	1974	318,756.00	0
37100			0	1974	1974	(4,691.00)	0

Charnas

AccountNumber	GroupNumber	CompanyNumber	TransactionCode	TransactionYear	InstallationYear	Amount	AdjustedTY
37100			0	1975	1974	(10,808.00)	0
37100			0	1976	1974	(8,649.00)	0
37100			0	1977	1974	(9,139.00)	0
37100			0	1978	1974	(22,284.00)	0
37100			0	1979	1974	(20,909.00)	0
37100			0	1980	1974	(16,634.00)	0
37100			0	1981	1974	(16,997.00)	0
37100			0	1982	1974	(12,510.00)	0
37100			0	1983	1974	(9,606.00)	0
37100			0	1984	1974	(14,045.00)	0
37100			0	1985	1974	(9,938.00)	0
37100			0	1986	1974	(7,748.00)	0
37100			0	1987	1974	(11,047.00)	0
37100			0	1988	1974	(7,856.00)	0
37100			0	1989	1974	(10,562.00)	0
37100			0	1990	1974	(8,727.00)	0
37100			0	1991	1974	(8,812.00)	0
37100			0	1992	1974	(16,905.00)	0
37100			0	1993	1974	(28,345.00)	0
37100			0	1994	1974	(20,502.00)	0
37100			0	1995	1974	(18,564.00)	0
37100			0	1996	1974	(16,304.00)	0
37100			0	1997	1974	(3,713.00)	0
37100			3	2008	1974	(1,958.21)	0
37100			8	2011	1974	1,502.79	0
37100			9	1975	1975	295,136.00	0
37100			0	1975	1975	(5,123.00)	0
37100			0	1976	1975	(8,313.00)	0
37100			0	1977	1975	(9,306.00)	0
37100			0	1978	1975	(21,264.00)	0
37100			0	1979	1975	(11,548.00)	0
37100			0	1980	1975	(18,854.00)	0
37100			0	1981	1975	(22,753.00)	0
37100			0	1982	1975	(19,514.00)	0
37100			0	1983	1975	(19,101.00)	0
37100			0	1984	1975	(19,849.00)	0
37100			0	1985	1975	(18,186.00)	0
37100			0	1986	1975	(13,722.00)	0
37100			0	1987	1975	(14,457.00)	0
37100			0	1988	1975	(12,498.00)	0
37100			0	1989	1975	(16,347.00)	0
37100			0	1990	1975	(17,023.00)	0
37100			0	1991	1975	(22,670.00)	0
37100			0	1992	1975	(17,428.00)	0
37100			0	1993	1975	161.00	1992
37100			0	1996	1975	(95.00)	0
37100			0	1997	1975	(203.00)	0
37100			0	1998	1975	(5.00)	0
37100			3	2008	1975	(5,343.69)	0
37100			8	2011	1975	1,694.31	0
37100			9	1976	1976	416,828.00	0
37100			0	1976	1976	(3,741.00)	0
37100			0	1977	1976	(12,569.00)	0
37100			0	1978	1976	(23,282.00)	0
37100			0	1979	1976	(10,164.00)	0
37100			0	1980	1976	(296.00)	0
37100			0	1981	1976	(19,927.00)	0
37100			0	1982	1976	(17,510.00)	0
37100			0	1983	1976	(18,220.00)	0
37100			0	1984	1976	(19,255.00)	0

AccountNumber	GroupNumber	CompanyNumber	TransactionCode	TransactionYear	InstallationYear	Amount	AdjustedTY
37100			0	1985	1976	(17,510.00)	0
37100			0	1986	1976	(11,598.00)	0
37100			0	1987	1976	(12,716.00)	0
37100			0	1988	1976	(13,818.00)	0
37100			0	1989	1976	(10,411.00)	0
37100			0	1990	1976	(7,803.00)	0
37100			0	1991	1976	(8,877.00)	0
37100			0	1992	1976	(13,773.00)	0
37100			0	1993	1976	(10,176.00)	0
37100			0	1994	1976	(10,268.00)	0
37100			0	1995	1976	(9,351.00)	0
37100			0	1996	1976	(8,836.00)	0
37100			0	1997	1976	(3,728.00)	0
37100			0	1998	1976	(5,442.00)	0
37100			0	1999	1976	(1,950.00)	0
37100			0	2000	1976	(914.00)	0
37100			0	2001	1976	(311.00)	0
37100			3	2008	1976	5,343.69	0
37100			8	2011	1976	149,725.69	0
37100			9	1977	1977	421,911.00	0
37100			0	1977	1977	(6,810.00)	0
37100			0	1978	1977	(28,778.00)	0
37100			0	1979	1977	(13,173.00)	0
37100			0	1980	1977	(27,154.00)	0
37100			0	1981	1977	(12,464.00)	0
37100			0	1982	1977	(16,928.00)	0
37100			0	1983	1977	(13,523.00)	0
37100			0	1984	1977	(13,909.00)	0
37100			0	1985	1977	(11,164.00)	0
37100			0	1986	1977	(11,452.00)	0
37100			0	1987	1977	(10,965.00)	0
37100			0	1988	1977	(7,853.00)	0
37100			0	1989	1977	(9,122.00)	0
37100			0	1990	1977	(8,129.00)	0
37100			0	1991	1977	(12,774.00)	0
37100			0	1992	1977	(11,441.00)	0
37100			0	1993	1977	(6,938.00)	0
37100			0	1994	1977	(6,605.00)	0
37100			0	1995	1977	(6,021.00)	0
37100			0	1996	1977	(9,596.00)	0
37100			0	1997	1977	(10,983.00)	0
37100			0	1998	1977	(9,211.00)	0
37100			0	1999	1977	(5,503.00)	0
37100			0	2000	1977	(397.00)	0
37100			0	2003	1977	(96.60)	0
37100			0	2007	1977	(101.27)	0
37100			3	2008	1977	5,628.60	0
37100			8	2011	1977	156,448.73	0
37100			9	1978	1978	423,864.00	0
37100			0	1978	1978	(3,449.00)	0
37100			0	1979	1978	(12,679.00)	0
37100			0	1980	1978	(18,585.00)	0
37100			0	1981	1978	(16,800.00)	0
37100			0	1982	1978	(17,222.00)	0
37100			0	1983	1978	(21,052.00)	0
37100			0	1984	1978	(21,920.00)	0
37100			0	1985	1978	(17,316.00)	0
37100			0	1986	1978	(15,596.00)	0
37100			0	1987	1978	(16,899.00)	0
37100			0	1988	1978	(19,886.00)	0

Charnas

AccountNumber	GroupNumber	CompanyNumber	TransactionCode	TransactionYear	InstallationYear	Amount	AdjustedTY
37100			0	1989	1978	(20,309.00)	0
37100			0	1990	1978	(16,414.00)	0
37100			0	1991	1978	(18,822.00)	0
37100			0	1992	1978	(19,329.00)	0
37100			0	1993	1978	(25,480.00)	0
37100			0	1994	1978	(24,706.00)	0
37100			0	1995	1978	(16,365.00)	0
37100			0	1996	1978	(14,988.00)	0
37100			0	1997	1978	(12,777.00)	0
37100			0	1998	1978	(21,676.00)	0
37100			0	1999	1978	(4,889.00)	0
37100			0	2000	1978	(1,109.00)	0
37100			0	2001	1978	(223.00)	0
37100			8	2011	1978	45,373.00	0
37100			9	1979	1979	502,475.00	0
37100			0	1979	1979	(7,231.00)	0
37100			0	1980	1979	(16,247.00)	0
37100			0	1981	1979	(14,014.00)	0
37100			0	1982	1979	(14,955.00)	0
37100			0	1983	1979	(13,770.00)	0
37100			0	1984	1979	(18,319.00)	0
37100			0	1985	1979	(16,113.00)	0
37100			0	1986	1979	(14,631.00)	0
37100			0	1987	1979	(15,585.00)	0
37100			0	1988	1979	(21,305.00)	0
37100			0	1989	1979	(18,085.00)	0
37100			0	1990	1979	(18,331.00)	0
37100			0	1991	1979	(16,345.00)	0
37100			0	1992	1979	(18,046.00)	0
37100			0	1993	1979	(19,067.00)	0
37100			0	1994	1979	(32,859.00)	0
37100			0	1995	1979	(14,721.00)	0
37100			0	1996	1979	(17,491.00)	0
37100			0	1997	1979	(13,777.00)	0
37100			0	1998	1979	(7,202.00)	0
37100			0	1999	1979	(5,416.00)	0
37100			0	2000	1979	(654.00)	0
37100			0	2001	1979	(123.00)	0
37100			8	2011	1979	168,188.00	0
37100			9	1980	1980	577,591.00	0
37100			0	1980	1980	(6,818.00)	0
37100			0	1981	1980	(13,276.00)	0
37100			0	1982	1980	(12,771.00)	0
37100			0	1983	1980	(15,065.00)	0
37100			0	1984	1980	(14,341.00)	0
37100			0	1985	1980	(20,470.00)	0
37100			0	1986	1980	(22,468.00)	0
37100			0	1987	1980	(24,123.00)	0
37100			0	1988	1980	(28,999.00)	0
37100			0	1989	1980	(28,552.00)	0
37100			0	1990	1980	(29,577.00)	0
37100			0	1991	1980	(26,537.00)	0
37100			0	1992	1980	(30,631.00)	0
37100			0	1993	1980	(37,804.00)	0
37100			0	1994	1980	(40,054.00)	0
37100			0	1995	1980	(36,290.00)	0
37100			0	1996	1980	(26,289.00)	0
37100			0	1997	1980	(25,004.00)	0
37100			0	1998	1980	(31,582.00)	0
37100			0	1999	1980	(18,629.00)	0

AccountNumber	GroupNumber	CompanyNumber	TransactionCode	TransactionYear	InstallationYear	Amount	AdjustedTY
37100			0	2000	1980	(2,273.00)	0
37100			0	2001	1980	(2,789.00)	0
37100			0	2003	1980	(126.78)	0
37100			8	2011	1980	83,122.22	0
37100			9	1981	1981	589,901.00	0
37100			0	1981	1981	(7,253.00)	0
37100			0	1982	1981	(14,379.00)	0
37100			0	1983	1981	(9,986.00)	0
37100			0	1984	1981	(9,196.00)	0
37100			0	1985	1981	(8,732.00)	0
37100			0	1986	1981	(13,374.00)	0
37100			0	1987	1981	(17,253.00)	0
37100			0	1988	1981	(13,519.00)	0
37100			0	1989	1981	(18,252.00)	0
37100			0	1990	1981	(16,473.00)	0
37100			0	1991	1981	(14,197.00)	0
37100			0	1992	1981	(14,599.00)	0
37100			0	1993	1981	(18,318.00)	0
37100			0	1994	1981	(10,414.00)	0
37100			0	1995	1981	(7,229.00)	0
37100			3	1996	1981	115.00	0
37100			0	1996	1981	(12,723.00)	0
37100			0	1997	1981	(10,031.00)	0
37100			3	1998	1981	270.00	0
37100			0	1998	1981	(8,450.00)	0
37100			0	1999	1981	(2,875.00)	0
37100			0	2001	1981	(268.00)	0
37100			8	2011	1981	362,765.00	0
37100			9	1982	1982	600,277.00	0
37100			0	1982	1982	(5,421.00)	0
37100			0	1983	1982	(22,770.00)	0
37100			0	1984	1982	(8,961.00)	0
37100			0	1985	1982	(7,861.00)	0
37100			0	1986	1982	(12,446.00)	0
37100			0	1987	1982	(15,970.00)	0
37100			0	1988	1982	(21,166.00)	0
37100			0	1989	1982	(19,450.00)	0
37100			0	1990	1982	(19,276.00)	0
37100			0	1991	1982	(16,968.00)	0
37100			0	1992	1982	(21,296.00)	0
37100			0	1993	1982	(13,937.00)	0
37100			0	1994	1982	(8,587.00)	0
37100			0	1995	1982	(10,583.00)	0
37100			0	1996	1982	(11,232.00)	0
37100			0	1997	1982	(9,986.00)	0
37100			0	1998	1982	(19,117.00)	0
37100			0	1999	1982	(16,655.00)	0
37100			0	2000	1982	(472.00)	0
37100			0	2001	1982	(314.00)	0
37100			8	2011	1982	337,809.00	0
37100			9	1983	1983	627,765.00	0
37100			0	1984	1983	(22,728.00)	0
37100			0	1985	1983	(11,465.00)	0
37100			0	1986	1983	(10,530.00)	0
37100			0	1987	1983	(12,054.00)	0
37100			0	1988	1983	(16,244.00)	0
37100			0	1989	1983	(31,512.00)	0
37100			0	1990	1983	(23,295.00)	0
37100			0	1991	1983	(17,722.00)	0
37100			0	1992	1983	(17,158.00)	0

Charnas

AccountNumber	GroupNumber	CompanyNumber	TransactionCode	TransactionYear	InstallationYear	Amount	AdjustedTY
37100			0	1993	1983	(16,822.00)	0
37100			0	1994	1983	(13,170.00)	0
37100			0	1995	1983	(8,752.00)	0
37100			0	1996	1983	(10,570.00)	0
37100			0	1997	1983	(10,584.00)	0
37100			0	1998	1983	(9,896.00)	0
37100			0	1999	1983	(25,535.00)	0
37100			0	2000	1983	(2,858.00)	0
37100			0	2001	1983	(924.00)	0
37100			0	2011	1983	(5,544.63)	0
37100			8	2011	1983	360,401.37	0
37100			9	1984	1984	549,902.00	0
37100			0	1985	1984	(20,677.00)	0
37100			0	1986	1984	(9,309.00)	0
37100			0	1987	1984	(9,283.00)	0
37100			0	1988	1984	(9,013.00)	0
37100			0	1989	1984	(20,939.00)	0
37100			0	1990	1984	(19,292.00)	0
37100			0	1991	1984	(18,034.00)	0
37100			0	1992	1984	(15,093.00)	0
37100			0	1993	1984	(19,550.00)	0
37100			0	1994	1984	(17,579.00)	0
37100			0	1995	1984	(12,883.00)	0
37100			0	1996	1984	(15,072.00)	0
37100			0	1997	1984	(12,460.00)	0
37100			0	1998	1984	(5,663.00)	0
37100			0	1999	1984	(1,758.00)	0
37100			0	2000	1984	(2,539.00)	0
37100			0	2001	1984	(195.00)	0
37100			8	2011	1984	340,563.00	0
37100			9	1985	1985	522,139.00	0
37100			0	1986	1985	(29,245.00)	0
37100			0	1987	1985	(13,448.00)	0
37100			0	1988	1985	(13,991.00)	0
37100			0	1989	1985	(17,893.00)	0
37100			0	1990	1985	(20,200.00)	0
37100			0	1991	1985	(18,878.00)	0
37100			0	1992	1985	(21,038.00)	0
37100			0	1993	1985	(27,013.00)	0
37100			0	1994	1985	(19,950.00)	0
37100			0	1995	1985	(19,681.00)	0
37100			0	1996	1985	(22,143.00)	0
37100			0	1997	1985	(18,562.00)	0
37100			0	1998	1985	(22,797.00)	0
37100			0	1999	1985	(15,917.00)	0
37100			0	2000	1985	(3,233.00)	0
37100			0	2001	1985	(10,289.00)	0
37100			8	2011	1985	227,861.00	0
37100			9	1986	1986	544,877.00	0
37100			0	1987	1986	(23,499.00)	0
37100			0	1988	1986	(16,466.00)	0
37100			0	1989	1986	(20,183.00)	0
37100			0	1990	1986	(17,586.00)	0
37100			0	1991	1986	(16,310.00)	0
37100			0	1992	1986	(14,133.00)	0
37100			0	1993	1986	(19,806.00)	0
37100			0	1994	1986	(14,027.00)	0
37100			0	1995	1986	(6,533.00)	0
37100			0	1996	1986	(17,309.00)	0
37100			0	1997	1986	(10,180.00)	0

Charnas

AccountNumber	GroupNumber	CompanyNumber	TransactionCode	TransactionYear	InstallationYear	Amount	AdjustedTY
37100			0	1998	1986	(9,783.00)	0
37100			0	1999	1986	(2,533.00)	0
37100			0	2000	1986	(1,018.00)	0
37100			0	2001	1986	(670.00)	0
37100			8	2011	1986	354,841.00	0
37100			9	1987	1987	237,551.00	0
37100			0	1987	1987	(255.00)	0
37100			0	1988	1987	(9,129.00)	0
37100			0	1989	1987	(5,648.00)	0
37100			0	1990	1987	(5,499.00)	0
37100			0	1991	1987	(4,840.00)	0
37100			0	1992	1987	(6,010.00)	0
37100			0	1993	1987	(6,909.00)	0
37100			0	1994	1987	(5,784.00)	0
37100			0	1995	1987	(4,136.00)	0
37100			0	1996	1987	(3,385.00)	0
37100			0	1997	1987	(3,230.00)	0
37100			0	1998	1987	(4,155.00)	0
37100			0	1999	1987	(3,460.00)	0
37100			0	2000	1987	(419.00)	0
37100			0	2001	1987	(209.00)	0
37100			8	2011	1987	174,483.00	0
37100			9	1988	1988	426,218.00	0
37100			0	1988	1988	(3,186.00)	0
37100			0	1989	1988	(16,869.00)	0
37100			0	1990	1988	(13,106.00)	0
37100			0	1991	1988	(13,057.00)	0
37100			0	1992	1988	(13,319.00)	0
37100			0	1993	1988	(18,583.00)	0
37100			0	1994	1988	(20,686.00)	0
37100			0	1995	1988	(29,644.00)	0
37100			0	1996	1988	(27,514.00)	0
37100			0	1997	1988	(26,973.00)	0
37100			0	1998	1988	(20,965.00)	0
37100			0	1999	1988	(16,833.00)	0
37100			0	2000	1988	(935.00)	0
37100			0	2001	1988	(399.00)	0
37100			0	2003	1988	(311.60)	0
37100			0	2011	1988	(311.61)	0
37100			0	2011	1988	(311.60)	0
37100			8	2011	1988	203,214.19	0
37100			9	1989	1989	872,256.00	0
37100			0	1989	1989	(8,083.00)	0
37100			0	1990	1989	(23,121.00)	0
37100			0	1991	1989	(21,031.00)	0
37100			0	1992	1989	(24,897.00)	0
37100			0	1993	1989	(33,843.00)	0
37100			0	1994	1989	(22,533.00)	0
37100			0	1995	1989	(17,369.00)	0
37100			0	1996	1989	(17,125.00)	0
37100			0	1997	1989	(19,510.00)	0
37100			0	1998	1989	(18,529.00)	0
37100			0	1999	1989	(37,367.00)	0
37100			0	2000	1989	(6,502.00)	0
37100			0	2001	1989	(4,178.00)	0
37100			0	2002	1989	(1,378.00)	0
37100			0	2003	1989	(1,805.68)	0
37100			0	2007	1989	(344.51)	0
37100			0	2011	1989	(3,034.19)	0
37100			0	2011	1989	(882.92)	0

Charnas

AccountNumber	GroupNumber	CompanyNumber	TransactionCode	TransactionYear	InstallationYear	Amount	AdjustedTY
37100			8	2011	1989	610,722.70	0
37100			9	1990	1990	965,714.00	0
37100			0	1990	1990	(17,787.00)	0
37100			0	1991	1990	(27,565.00)	0
37100			0	1992	1990	(34,968.00)	0
37100			0	1993	1990	(39,723.00)	0
37100			0	1994	1990	(50,266.00)	0
37100			0	1995	1990	(33,952.00)	0
37100			0	1996	1990	(41,337.00)	0
37100			0	1997	1990	(43,704.00)	0
37100			0	1998	1990	(30,827.00)	0
37100			0	1999	1990	(38,801.00)	0
37100			0	2000	1990	(6,673.00)	0
37100			0	2001	1990	(6,551.00)	0
37100			8	2011	1990	593,560.00	0
37100			9	1991	1991	954,775.00	0
37100			0	1991	1991	(11,566.00)	0
37100			0	1992	1991	(36,778.00)	0
37100			0	1993	1991	(36,177.00)	0
37100			0	1994	1991	(36,683.00)	0
37100			0	1995	1991	(54,811.00)	0
37100			0	1996	1991	(56,420.00)	0
37100			0	1997	1991	(46,164.00)	0
37100			0	1998	1991	(55,763.00)	0
37100			0	1999	1991	(52,472.00)	0
37100			0	2000	1991	(14,314.00)	0
37100			0	2001	1991	(12,004.00)	0
37100			0	2002	1991	(8,443.00)	0
37100			8	2011	1991	533,180.00	0
37100			9	1992	1992	1,207,147.00	0
37100			0	1992	1992	(31,089.00)	0
37100			0	1993	1992	(72,785.00)	0
37100			0	1994	1992	(34,781.00)	0
37100			0	1995	1992	(46,078.00)	0
37100			0	1996	1992	(39,989.00)	0
37100			0	1997	1992	(41,188.00)	0
37100			0	1998	1992	(29,751.00)	0
37100			0	1999	1992	(28,185.00)	0
37100			0	2000	1992	(3,475.00)	0
37100			0	2001	1992	(1,177.00)	0
37100			0	2003	1992	(128.07)	0
37100			0	2004	1992	(1,028.07)	0
37100			0	2006	1992	(256.13)	0
37100			0	2007	1992	(384.20)	0
37100			8	2011	1992	876,852.53	0
37100			9	1993	1993	1,644,345.00	0
37100			0	1993	1993	(18,743.00)	0
37100			0	1994	1993	(94,321.00)	0
37100			0	1995	1993	(51,965.00)	0
37100			0	1996	1993	(58,362.00)	0
37100			3	1997	1993	(399.00)	0
37100			0	1997	1993	(31,032.00)	0
37100			0	1998	1993	(22,342.00)	0
37100			0	1999	1993	(23,041.00)	0
37100			0	2000	1993	(2,201.00)	0
37100			8	2011	1993	1,341,939.00	0
37100			9	1994	1994	1,718,293.00	0
37100			0	1994	1994	(9,567.00)	0
37100			0	1995	1994	(105,461.00)	0
37100			0	1996	1994	(70,199.00)	0

AccountNumber	GroupNumber	CompanyNumber	TransactionCode	TransactionYear	InstallationYear	Amount	AdjustedTY
37100			0	1997	1994	(41,827.00)	0
37100			0	1998	1994	(32,406.00)	0
37100			0	1999	1994	(18,513.00)	0
37100			0	2000	1994	(3,498.00)	0
37100			0	2001	1994	(136.00)	0
37100			8	2011	1994	1,436,686.00	0
37100			9	1995	1995	2,121,644.00	0
37100			0	1995	1995	(23,064.00)	0
37100			0	1996	1995	(90,425.00)	0
37100			0	1997	1995	(72,189.00)	0
37100			0	1998	1995	(61,346.00)	0
37100			0	1999	1995	(45,555.00)	0
37100			0	2000	1995	(9,493.00)	0
37100			0	2001	1995	(6,243.00)	0
37100			0	2010	1995	(254.35)	0
37100			8	2011	1995	1,813,074.65	0
37100			9	1996	1996	1,929,213.00	0
37100			0	1996	1996	(6,021.00)	0
37100			0	1997	1996	(105,849.00)	0
37100			0	1998	1996	(68,817.00)	0
37100			0	1999	1996	(39,402.00)	0
37100			0	2000	1996	(8,484.00)	0
37100			0	2001	1996	(3,593.00)	0
37100			0	2002	1996	(5,947.00)	0
37100			8	2011	1996	1,691,100.00	0
37100			9	1997	1997	1,865,618.00	0
37100			0	1997	1997	(2,543.00)	0
37100			0	1998	1997	(95,826.00)	0
37100			0	1999	1997	(35,723.00)	0
37100			0	2000	1997	(7,861.00)	0
37100			0	2001	1997	(2,727.00)	0
37100			0	2002	1997	(7,494.00)	0
37100			8	2011	1997	1,713,444.00	0
37100			9	1998	1998	2,262,190.00	0
37100			0	1998	1998	(994.00)	0
37100			0	1999	1998	(69,984.00)	0
37100			0	2000	1998	(30,613.00)	0
37100			0	2001	1998	(19,368.00)	0
37100			0	2002	1998	(9,706.00)	0
37100			0	2003	1998	(671.93)	0
37100			8	2011	1998	2,130,853.07	0
37100			9	1999	1999	1,933,554.00	0
37100			0	1999	1999	(772.00)	0
37100			0	2000	1999	(1,019.00)	0
37100			8	2011	1999	1,931,763.00	0
37100			9	2000	2000	458,784.00	0
37100			0	2000	2000	(6,162.00)	0
37100			0	2001	2000	(651.00)	0
37100			3	2009	2000	(23,196.04)	0
37100			0	2009	2000	(279.04)	0
37100			8	2011	2000	428,495.92	0
37100			9	2001	2001	97,148.00	0
37100			0	2001	2001	(485.00)	0
37100			8	2011	2001	96,663.00	0
37100			9	2003	2003	1,763.65	0
37100			8	2011	2003	1,763.65	0
37100			9	2006	2006	8,816.12	0
37100			8	2011	2006	8,816.12	0
37100			9	2007	2007	7,242.67	0
37100			8	2011	2007	7,242.67	0

Charnas

AccountNumber	GroupNumber	CompanyNumber	TransactionCode	TransactionYear	InstallationYear	Amount	AdjustedTY
37100			9	2008	2008	1,721.13	0
37100			8	2011	2008	1,721.13	0
37100			9	2011	2011	552.66	0
37100			9	2011	2011	2,471.99	0
37100			8	2011	2011	3,024.65	0
37300			9	1929	1929	31,697.00	0
37300			0	1963	1929	(31,697.00)	0
37300			9	1930	1930	33,001.00	0
37300			0	1963	1930	(5,751.00)	0
37300			0	1964	1930	(27,250.00)	0
37300			9	1931	1931	24,216.00	0
37300			0	1964	1931	(3,924.00)	0
37300			0	1965	1931	(20,292.00)	0
37300			9	1932	1932	11,184.11	0
37300			0	1965	1932	(8,111.00)	0
37300			3	2008	1932	75.32	0
37300			8	2011	1932	3,148.43	0
37300			9	1933	1933	8,675.00	0
37300			0	1965	1933	(8,675.00)	0
37300			9	1934	1934	8,758.00	0
37300			0	1965	1934	(8,550.00)	0
37300			0	1966	1934	(208.00)	0
37300			9	1935	1935	10,782.00	0
37300			0	1966	1935	(10,782.00)	0
37300			9	1936	1936	13,306.32	0
37300			0	1966	1936	(13,231.00)	0
37300			3	2008	1936	(75.32)	0
37300			9	1938	1938	7,431.00	0
37300			0	1966	1938	(7,431.00)	0
37300			9	1939	1939	31,558.00	0
37300			0	1966	1939	(2,886.00)	0
37300			0	1967	1939	(28,672.00)	0
37300			9	1940	1940	28,772.00	0
37300			0	1967	1940	(27,098.00)	0
37300			0	1968	1940	(1,674.00)	0
37300			9	1941	1941	128,259.03	0
37300			0	1972	1941	(927.00)	0
37300			0	1974	1941	(109.00)	0
37300			0	1977	1941	(169.00)	0
37300			0	1988	1941	(514.00)	0
37300			0	1989	1941	(60.00)	0
37300			0	1990	1941	(804.00)	0
37300			0	1991	1941	(581.00)	0
37300			0	1992	1941	(296.00)	0
37300			0	1993	1941	(145.00)	0
37300			0	1994	1941	(145.00)	0
37300			3	1996	1941	(187.00)	0
37300			0	1996	1941	(211.00)	0
37300			0	1998	1941	(726.00)	0
37300			0	2000	1941	(145.00)	0
37300			0	2007	1941	(6,766.81)	0
37300			0	2008	1941	(145.27)	0
37300			0	2009	1941	(4,838.05)	0
37300			0	2010	1941	(5,224.92)	0
37300			0	2011	1941	(55,963.08)	0
37300			0	2011	1941	(1.32)	0
37300			8	2011	1941	50,300.58	0
37300			9	1942	1942	8,452.00	0
37300			0	1968	1942	(3,834.00)	0
37300			0	1989	1942	(322.00)	0

Charnas

AccountNumber	GroupNumber	CompanyNumber	TransactionCode	TransactionYear	InstallationYear	Amount	AdjustedTY
37300			0	2009	1942	(29.54)	0
37300			8	2011	1942	4,266.46	0
37300			9	1943	1943	6,159.00	0
37300			0	1968	1943	(5,929.00)	0
37300			0	2009	1943	(0.48)	0
37300			8	2011	1943	229.52	0
37300			9	1944	1944	11,212.00	0
37300			0	1968	1944	(9,856.00)	0
37300			0	1989	1944	(175.00)	0
37300			0	2009	1944	(63.99)	0
37300			8	2011	1944	1,117.01	0
37300			9	1945	1945	10,560.00	0
37300			0	1968	1945	(9,026.00)	0
37300			0	1988	1945	(105.00)	0
37300			0	1989	1945	(529.00)	0
37300			0	2009	1945	(6.00)	0
37300			8	2011	1945	894.00	0
37300			9	1946	1946	15,249.00	0
37300			0	1968	1946	(10,517.00)	0
37300			0	1990	1946	(108.00)	0
37300			0	2009	1946	(211.73)	0
37300			8	2011	1946	4,412.27	0
37300			9	1947	1947	44,523.00	0
37300			0	1968	1947	(26,631.00)	0
37300			0	1969	1947	(7,816.00)	0
37300			0	1988	1947	(726.00)	0
37300			0	2009	1947	(70.89)	0
37300			8	2011	1947	9,279.11	0
37300			9	1948	1948	75,081.00	0
37300			0	1969	1948	(36,300.00)	0
37300			0	1970	1948	(22,592.00)	0
37300			0	2009	1948	(262.28)	0
37300			0	2010	1948	(28.11)	0
37300			8	2011	1948	15,898.61	0
37300			9	1949	1949	69,557.00	0
37300			0	1970	1949	(36,995.00)	0
37300			0	1971	1949	(21,780.00)	0
37300			0	1972	1949	(148.00)	0
37300			0	1988	1949	(97.00)	0
37300			0	1997	1949	(1.00)	0
37300			0	1999	1949	(9.00)	0
37300			0	2007	1949	(6.10)	0
37300			3	2008	1949	(678.98)	0
37300			0	2009	1949	(441.22)	0
37300			8	2011	1949	9,400.70	0
37300			9	1950	1950	59,062.00	0
37300			0	1971	1950	(46,369.00)	0
37300			0	1972	1950	(1,391.00)	0
37300			0	1973	1950	(174.00)	0
37300			0	1974	1950	(388.00)	0
37300			0	1975	1950	(2,041.00)	0
37300			0	1988	1950	(944.00)	0
37300			3	2008	1950	678.98	0
37300			0	2009	1950	(749.01)	0
37300			0	2010	1950	(4.15)	0
37300			8	2011	1950	7,680.82	0
37300			9	1951	1951	98,944.00	0
37300			0	1972	1951	(47,368.00)	0
37300			0	1973	1951	(15,483.00)	0
37300			0	1975	1951	(3,941.00)	0

AccountNumber	GroupNumber	CompanyNumber	TransactionCode	TransactionYear	InstallationYear	Amount	AdjustedTY
37300			0	1976	1951	(4,349.00)	0
37300			0	1977	1951	(1,560.00)	0
37300			0	1978	1951	(99.00)	0
37300			0	1979	1951	(4,117.00)	0
37300			0	1980	1951	(7,632.00)	0
37300			0	1989	1951	(957.00)	0
37300			0	1990	1951	(1,111.00)	0
37300			0	1992	1951	(444.00)	0
37300			0	2009	1951	(438.45)	0
37300			0	2010	1951	(10.12)	0
37300			0	2011	1951	(7.59)	0
37300			0	2011	1951	(2.38)	0
37300			8	2011	1951	11,424.46	0
37300			9	1952	1952	57,943.00	0
37300			0	1974	1952	(1,291.00)	0
37300			0	1975	1952	(1,100.00)	0
37300			0	1978	1952	(1,102.00)	0
37300			0	1981	1952	(19,845.00)	0
37300			0	1982	1952	(8,385.00)	0
37300			0	1983	1952	(4,904.00)	0
37300			0	1984	1952	(342.00)	0
37300			0	1985	1952	(9,732.00)	0
37300			0	1988	1952	(1,092.00)	0
37300			0	1989	1952	(679.00)	0
37300			0	2009	1952	(292.25)	0
37300			0	2011	1952	(9.63)	0
37300			8	2011	1952	9,169.12	0
37300			9	1953	1953	65,459.00	0
37300			0	1974	1953	(7,738.00)	0
37300			0	1978	1953	(12,834.00)	0
37300			0	1987	1953	(4,921.00)	0
37300			0	1988	1953	(11,253.00)	0
37300			0	1995	1953	(976.00)	0
37300			0	2009	1953	(49.12)	0
37300			0	2011	1953	(85.92)	0
37300			8	2011	1953	27,601.96	0
37300			9	1954	1954	134,222.00	0
37300			0	1963	1954	(5,972.00)	0
37300			0	1964	1954	(4,676.00)	0
37300			0	1965	1954	(898.00)	0
37300			0	1966	1954	(1,205.00)	0
37300			0	1967	1954	(63.00)	0
37300			0	1968	1954	(1,352.00)	0
37300			0	1969	1954	(3,814.00)	0
37300			0	1970	1954	(5,055.00)	0
37300			0	1971	1954	(3,304.00)	0
37300			0	1972	1954	(7,003.00)	0
37300			0	1973	1954	(26,664.00)	0
37300			0	1974	1954	(30,524.00)	0
37300			0	1975	1954	(2,603.00)	0
37300			0	1976	1954	(75.00)	0
37300			0	1977	1954	(112.00)	0
37300			0	1978	1954	(133.00)	0
37300			0	1979	1954	(573.00)	0
37300			0	1980	1954	(196.00)	0
37300			0	1981	1954	(1,187.00)	0
37300			0	1982	1954	(400.00)	0
37300			0	1983	1954	(2,262.00)	0
37300			0	1984	1954	(844.00)	0
37300			0	1985	1954	(59.00)	0

Charnas

AccountNumber	GroupNumber	CompanyNumber	TransactionCode	TransactionYear	InstallationYear	Amount	AdjustedTY
37300			0	1987	1954	(225.00)	0
37300			0	1989	1954	(18.00)	0
37300			0	1990	1954	(112.00)	0
37300			0	2007	1954	(750.08)	0
37300			0	2009	1954	(381.54)	0
37300			0	2011	1954	(79.95)	0
37300			8	2011	1954	33,681.43	0
37300			9	1955	1955	178,910.00	0
37300			0	1963	1955	(3,002.00)	0
37300			0	1964	1955	(7,594.00)	0
37300			0	1965	1955	(3,001.00)	0
37300			0	1966	1955	(2,188.00)	0
37300			0	1967	1955	(1,049.00)	0
37300			0	1968	1955	(4,512.00)	0
37300			0	1969	1955	(2,985.00)	0
37300			0	1970	1955	(4,558.00)	0
37300			0	1971	1955	(8,815.00)	0
37300			0	1972	1955	(2,166.00)	0
37300			0	1973	1955	(2,342.00)	0
37300			0	1974	1955	(7,069.00)	0
37300			0	1975	1955	(30,372.00)	0
37300			0	1976	1955	(13,705.00)	0
37300			0	1977	1955	(9,612.00)	0
37300			0	1978	1955	(93.00)	0
37300			0	1980	1955	(227.00)	0
37300			0	1981	1955	(6,499.00)	0
37300			0	1982	1955	(12,928.00)	0
37300			0	1983	1955	(619.00)	0
37300			0	1984	1955	(156.00)	0
37300			0	1985	1955	(2,367.00)	0
37300			0	1989	1955	(200.00)	0
37300			0	2007	1955	(360.33)	0
37300			0	2009	1955	(130.27)	0
37300			0	2011	1955	(125.20)	0
37300			8	2011	1955	52,235.20	0
37300			9	1956	1956	207,496.00	0
37300			0	1963	1956	(2,594.00)	0
37300			0	1964	1956	(4,058.00)	0
37300			0	1965	1956	(1,840.00)	0
37300			0	1966	1956	(4,190.00)	0
37300			0	1967	1956	(6,979.00)	0
37300			0	1968	1956	(2,966.00)	0
37300			0	1969	1956	(5,825.00)	0
37300			0	1970	1956	(7,987.00)	0
37300			0	1971	1956	(4,265.00)	0
37300			0	1972	1956	(2,167.00)	0
37300			0	1973	1956	(1,089.00)	0
37300			0	1974	1956	(3,325.00)	0
37300			0	1975	1956	(3,879.00)	0
37300			0	1976	1956	(3,925.00)	0
37300			0	1977	1956	(22,841.00)	0
37300			0	1978	1956	(71,326.00)	0
37300			0	1980	1956	(306.00)	0
37300			0	1981	1956	(3,688.00)	0
37300			0	1982	1956	(3,835.00)	0
37300			0	1983	1956	(480.00)	0
37300			0	1985	1956	(506.00)	0
37300			0	1987	1956	(1,840.00)	0
37300			0	1988	1956	(1,643.00)	0
37300			0	1990	1956	(72.00)	0

AccountNumber	GroupNumber	CompanyNumber	TransactionCode	TransactionYear	InstallationYear	Amount	AdjustedTY
37300			0	1993	1956	(124.00)	0
37300			0	1995	1956	(48.00)	0
37300			0	2006	1956	(922.07)	0
37300			0	2007	1956	(102.64)	0
37300			0	2009	1956	(141.54)	0
37300			0	2011	1956	(92.40)	0
37300			8	2011	1956	44,439.35	0
37300			9	1957	1957	246,941.00	0
37300			0	1963	1957	(7,276.00)	0
37300			0	1965	1957	(463.00)	0
37300			0	1966	1957	(4,077.00)	0
37300			0	1967	1957	(3,223.00)	0
37300			0	1968	1957	(5,082.00)	0
37300			0	1969	1957	(2,540.00)	0
37300			0	1970	1957	(8,116.00)	0
37300			0	1971	1957	(5,240.00)	0
37300			0	1972	1957	(5,713.00)	0
37300			0	1973	1957	(2,914.00)	0
37300			0	1974	1957	(8,164.00)	0
37300			0	1975	1957	(7,688.00)	0
37300			0	1976	1957	(1,946.00)	0
37300			0	1977	1957	(33,953.00)	0
37300			0	1978	1957	(7,035.00)	0
37300			0	1979	1957	(16,270.00)	0
37300			0	1980	1957	(45,808.00)	0
37300			0	1981	1957	(34,986.00)	0
37300			0	1982	1957	(3,600.00)	0
37300			0	1983	1957	(29.00)	0
37300			0	1985	1957	(668.00)	0
37300			0	1991	1957	(127.00)	0
37300			0	1993	1957	(254.00)	0
37300			0	1995	1957	(160.00)	0
37300			0	2006	1957	(33.86)	0
37300			0	2009	1957	(149.99)	0
37300			0	2010	1957	(27.73)	0
37300			0	2011	1957	(731.42)	0
37300			0	2011	1957	(0.10)	0
37300			8	2011	1957	40,665.90	0
37300			9	1958	1958	261,691.00	0
37300			0	1963	1958	(2,576.00)	0
37300			0	1964	1958	(4,270.00)	0
37300			0	1965	1958	(2,785.00)	0
37300			0	1966	1958	(2,491.00)	0
37300			0	1967	1958	(1,912.00)	0
37300			0	1968	1958	(14,431.00)	0
37300			0	1969	1958	(1,268.00)	0
37300			0	1970	1958	(4,088.00)	0
37300			0	1971	1958	(4,221.00)	0
37300			0	1972	1958	(2,041.00)	0
37300			0	1973	1958	(9,311.00)	0
37300			0	1974	1958	(12,949.00)	0
37300			0	1975	1958	(2,125.00)	0
37300			0	1976	1958	(1,896.00)	0
37300			0	1977	1958	(6,956.00)	0
37300			0	1978	1958	(7,860.00)	0
37300			0	1979	1958	(5,118.00)	0
37300			0	1980	1958	(18,438.00)	0
37300			0	1981	1958	(1,711.00)	0
37300			0	1982	1958	(33,483.00)	0
37300			0	1983	1958	(28,322.00)	0

AccountNumber	GroupNumber	CompanyNumber	TransactionCode	TransactionYear	InstallationYear	Amount	AdjustedTY
37300			0	1984	1958	(30,968.00)	0
37300			0	1985	1958	(4,860.00)	0
37300			0	1987	1958	(232.00)	0
37300			0	1990	1958	(226.00)	0
37300			0	1991	1958	(773.00)	0
37300			0	1995	1958	(152.00)	0
37300			0	1996	1958	(91.00)	0
37300			0	1997	1958	(1,532.00)	0
37300			0	1998	1958	(216.00)	0
37300			0	2001	1958	(468.00)	0
37300			0	2009	1958	(295.06)	0
37300			0	2010	1958	(56.69)	0
37300			0	2011	1958	(160.85)	0
37300			0	2011	1958	(3.90)	0
37300			8	2011	1958	53,404.50	0
37300			9	1959	1959	154,752.00	0
37300			0	1963	1959	(1,659.00)	0
37300			0	1964	1959	(3,820.00)	0
37300			0	1965	1959	(1,804.00)	0
37300			0	1966	1959	(3,411.00)	0
37300			0	1967	1959	(1,751.00)	0
37300			0	1968	1959	(385.00)	0
37300			0	1969	1959	(1,640.00)	0
37300			0	1970	1959	(812.00)	0
37300			0	1971	1959	(1,547.00)	0
37300			0	1972	1959	(947.00)	0
37300			0	1973	1959	(6,255.00)	0
37300			0	1974	1959	(3,863.00)	0
37300			0	1975	1959	(6,055.00)	0
37300			0	1976	1959	(309.00)	0
37300			0	1977	1959	(3,140.00)	0
37300			0	1978	1959	(5,391.00)	0
37300			0	1979	1959	(10,597.00)	0
37300			0	1980	1959	(1,667.00)	0
37300			0	1981	1959	(1,530.00)	0
37300			0	1982	1959	(4,483.00)	0
37300			0	1983	1959	(588.00)	0
37300			0	1984	1959	(445.00)	0
37300			0	1985	1959	(29,510.00)	0
37300			0	1987	1959	(1,106.00)	0
37300			0	1988	1959	(204.00)	0
37300			0	1989	1959	(5,084.00)	0
37300			0	1990	1959	(543.00)	0
37300			0	1992	1959	(186.00)	0
37300			0	1993	1959	(315.00)	0
37300			0	1995	1959	(97.00)	0
37300			0	1997	1959	(376.00)	0
37300			0	2001	1959	(315.00)	0
37300			0	2006	1959	(18.09)	0
37300			0	2007	1959	(21.03)	0
37300			0	2009	1959	(15.16)	0
37300			0	2010	1959	(13.35)	0
37300			0	2011	1959	(45.74)	0
37300			0	2011	1959	(2.44)	0
37300			8	2011	1959	54,801.19	0
37300			9	1960	1960	291,522.00	0
37300			0	1963	1960	(5,734.00)	0
37300			0	1964	1960	(9,421.00)	0
37300			0	1965	1960	(9,973.00)	0
37300			0	1966	1960	(7,542.00)	0

Charnas

AccountNumber	GroupNumber	CompanyNumber	TransactionCode	TransactionYear	InstallationYear	Amount	AdjustedTY
37300			0	1967	1960	(7,769.00)	0
37300			0	1968	1960	(9,454.00)	0
37300			0	1969	1960	(8,750.00)	0
37300			0	1970	1960	(15,749.00)	0
37300			0	1971	1960	(6,495.00)	0
37300			0	1972	1960	(12,213.00)	0
37300			0	1973	1960	(9,412.00)	0
37300			0	1974	1960	(16,315.00)	0
37300			0	1975	1960	(4,755.00)	0
37300			0	1976	1960	(3,420.00)	0
37300			0	1977	1960	(7,847.00)	0
37300			0	1978	1960	(14,219.00)	0
37300			0	1979	1960	(6,201.00)	0
37300			0	1980	1960	(3,893.00)	0
37300			0	1981	1960	(10,704.00)	0
37300			0	1982	1960	(6,081.00)	0
37300			0	1983	1960	(5,122.00)	0
37300			0	1984	1960	(5,313.00)	0
37300			0	1985	1960	(5,864.00)	0
37300			0	1986	1960	(12,762.00)	0
37300			0	1987	1960	(1,839.00)	0
37300			0	1988	1960	(12,540.00)	0
37300			0	1990	1960	(1,390.00)	0
37300			0	1991	1960	(75.00)	0
37300			0	1994	1960	(63.00)	0
37300			0	1995	1960	(20.00)	0
37300			0	1997	1960	(204.00)	0
37300			0	2001	1960	(19.00)	0
37300			0	2009	1960	(72.13)	0
37300			0	2010	1960	(26.02)	0
37300			0	2011	1960	(137.78)	0
37300			0	2011	1960	(0.49)	0
37300			8	2011	1960	70,127.58	0
37300			9	1961	1961	267,599.00	0
37300			0	1963	1961	(3,102.00)	0
37300			0	1964	1961	(3,572.00)	0
37300			0	1965	1961	(3,764.00)	0
37300			0	1966	1961	(6,986.00)	0
37300			0	1967	1961	(4,654.00)	0
37300			0	1968	1961	(3,796.00)	0
37300			0	1969	1961	(1,066.00)	0
37300			0	1970	1961	(6,674.00)	0
37300			0	1971	1961	(13,965.00)	0
37300			0	1972	1961	(17,925.00)	0
37300			0	1973	1961	(3,704.00)	0
37300			0	1974	1961	(4,318.00)	0
37300			0	1976	1961	(5,298.00)	0
37300			0	1977	1961	(1,841.00)	0
37300			0	1978	1961	(4,077.00)	0
37300			0	1979	1961	(572.00)	0
37300			0	1980	1961	(2,456.00)	0
37300			0	1981	1961	(5,709.00)	0
37300			0	1982	1961	(1,343.00)	0
37300			0	1983	1961	(495.00)	0
37300			0	1984	1961	(1,607.00)	0
37300			0	1985	1961	(1,352.00)	0
37300			0	1986	1961	(1,020.00)	0
37300			0	1987	1961	(23,309.00)	0
37300			0	1988	1961	(35,785.00)	0
37300			0	1989	1961	(25,729.00)	0

Charnas

AccountNumber	GroupNumber	CompanyNumber	TransactionCode	TransactionYear	InstallationYear	Amount	AdjustedTY
37300			0	1990	1961	(5,629.00)	0
37300			0	1992	1961	(101.00)	0
37300			0	1993	1961	(10.00)	0
37300			0	1994	1961	(16.00)	0
37300			0	1995	1961	(396.00)	0
37300			0	1996	1961	(16.00)	0
37300			0	1997	1961	(43.00)	0
37300			0	2001	1961	(12.00)	0
37300			0	2007	1961	(174.31)	0
37300			0	2009	1961	(236.24)	0
37300			0	2010	1961	(114.24)	0
37300			0	2011	1961	(100.20)	0
37300			0	2011	1961	(23.46)	0
37300			8	2011	1961	76,608.55	0
37300			9	1962	1962	357,549.00	0
37300			0	1963	1962	(3,083.00)	0
37300			0	1964	1962	(4,741.00)	0
37300			0	1965	1962	(3,930.00)	0
37300			0	1966	1962	(6,404.00)	0
37300			0	1967	1962	(3,074.00)	0
37300			0	1968	1962	(2,377.00)	0
37300			0	1969	1962	(2,740.00)	0
37300			0	1970	1962	(2,830.00)	0
37300			0	1971	1962	(2,076.00)	0
37300			0	1972	1962	(4,787.00)	0
37300			0	1973	1962	(2,652.00)	0
37300			0	1974	1962	(3,789.00)	0
37300			0	1975	1962	(2,605.00)	0
37300			0	1976	1962	(3,116.00)	0
37300			0	1977	1962	(2,086.00)	0
37300			0	1978	1962	(4,626.00)	0
37300			0	1979	1962	(6,522.00)	0
37300			0	1980	1962	(39,210.00)	0
37300			0	1981	1962	(14,551.00)	0
37300			0	1982	1962	(8,221.00)	0
37300			0	1983	1962	(908.00)	0
37300			0	1984	1962	(881.00)	0
37300			0	1985	1962	(1,153.00)	0
37300			0	1986	1962	(3,458.00)	0
37300			0	1987	1962	(4,989.00)	0
37300			0	1988	1962	(5,232.00)	0
37300			0	1989	1962	(5,084.00)	0
37300			0	1990	1962	(11,712.00)	0
37300			0	1991	1962	(63,571.00)	0
37300			0	1992	1962	(17,752.00)	0
37300			0	1993	1962	(7,414.00)	0
37300			0	1994	1962	(2,922.00)	0
37300			3	1996	1962	14.00	0
37300			0	1997	1962	9,824.00	1992
37300			0	2003	1962	(23,299.67)	0
37300			0	2006	1962	(167.32)	0
37300			0	2009	1962	(6,433.29)	0
37300			0	2010	1962	(718.22)	0
37300			0	2011	1962	(114.24)	0
37300			0	2011	1962	(11.92)	0
37300			8	2011	1962	88,146.34	0
37300			9	1963	1963	401,061.00	0
37300			0	1963	1963	(1,632.00)	0
37300			0	1964	1963	(3,214.00)	0
37300			0	1965	1963	(3,845.00)	0

Charnas

AccountNumber	GroupNumber	CompanyNumber	TransactionCode	TransactionYear	InstallationYear	Amount	AdjustedTY
37300			0	1966	1963	(11,061.00)	0
37300			0	1968	1963	(2,728.00)	0
37300			0	1969	1963	(5,043.00)	0
37300			0	1970	1963	(2,243.00)	0
37300			0	1971	1963	(1,838.00)	0
37300			0	1972	1963	(3,489.00)	0
37300			0	1973	1963	(1,503.00)	0
37300			0	1974	1963	(3,091.00)	0
37300			0	1975	1963	(2,617.00)	0
37300			0	1976	1963	(1,197.00)	0
37300			0	1977	1963	(5,195.00)	0
37300			0	1978	1963	(5,261.00)	0
37300			0	1979	1963	(2,231.00)	0
37300			0	1980	1963	(2,965.00)	0
37300			0	1981	1963	(6,687.00)	0
37300			0	1982	1963	(36,612.00)	0
37300			0	1983	1963	(7,601.00)	0
37300			0	1984	1963	(26,009.00)	0
37300			0	1985	1963	(26,664.00)	0
37300			0	1987	1963	(8,806.00)	0
37300			0	1988	1963	(235.00)	0
37300			0	1989	1963	(82.00)	0
37300			0	1990	1963	(3,078.00)	0
37300			0	1991	1963	(27,051.00)	0
37300			0	1992	1963	(2,429.00)	0
37300			0	1993	1963	(8,315.00)	0
37300			0	1994	1963	(9,639.00)	0
37300			0	1995	1963	(16,970.00)	0
37300			0	1996	1963	(20,911.00)	0
37300			0	1997	1963	146.00	1996
37300			0	2000	1963	(81.00)	0
37300			0	2009	1963	(3,497.94)	0
37300			0	2010	1963	(459.49)	0
37300			0	2011	1963	(460.56)	0
37300			0	2011	1963	(176.26)	0
37300			8	2011	1963	136,289.75	0
37300			9	1964	1964	445,138.00	0
37300			0	1964	1964	(3,054.00)	0
37300			0	1965	1964	(4,231.00)	0
37300			0	1966	1964	(5,570.00)	0
37300			0	1967	1964	(2,843.00)	0
37300			0	1968	1964	(3,394.00)	0
37300			0	1969	1964	(3,567.00)	0
37300			0	1970	1964	(3,596.00)	0
37300			0	1971	1964	(1,878.00)	0
37300			0	1972	1964	(2,471.00)	0
37300			0	1973	1964	(3,721.00)	0
37300			0	1974	1964	(3,232.00)	0
37300			0	1975	1964	(2,904.00)	0
37300			0	1976	1964	(1,401.00)	0
37300			0	1977	1964	(4,452.00)	0
37300			0	1978	1964	(3,575.00)	0
37300			0	1979	1964	(3,135.00)	0
37300			0	1980	1964	(3,792.00)	0
37300			0	1981	1964	(2,718.00)	0
37300			0	1982	1964	(4,125.00)	0
37300			0	1984	1964	(3,102.00)	0
37300			0	1985	1964	(13,133.00)	0
37300			0	1986	1964	(34,741.00)	0
37300			0	1987	1964	(32,474.00)	0

AccountNumber	GroupNumber	CompanyNumber	TransactionCode	TransactionYear	InstallationYear	Amount	AdjustedTY
37300			0	1990	1964	(8,535.00)	0
37300			0	1991	1964	(19,974.00)	0
37300			0	1992	1964	(5,185.00)	0
37300			0	1993	1964	(3,933.00)	0
37300			0	1994	1964	(4,873.00)	0
37300			0	1995	1964	(499.00)	0
37300			0	1996	1964	(37,779.00)	0
37300			0	1997	1964	(33,588.00)	0
37300			0	2001	1964	(16.00)	0
37300			0	2002	1964	(44.00)	0
37300			0	2003	1964	(285.79)	0
37300			0	2009	1964	(2,135.48)	0
37300			0	2010	1964	(620.30)	0
37300			0	2011	1964	(230.98)	0
37300			0	2011	1964	(6.46)	0
37300			8	2011	1964	180,323.99	0
37300			9	1965	1965	264,186.00	0
37300			0	1965	1965	(1,702.00)	0
37300			0	1966	1965	(2,209.00)	0
37300			0	1967	1965	(3,953.00)	0
37300			0	1968	1965	(4,593.00)	0
37300			0	1969	1965	(4,959.00)	0
37300			0	1970	1965	(2,609.00)	0
37300			0	1971	1965	(3,879.00)	0
37300			0	1972	1965	(11,155.00)	0
37300			0	1973	1965	(3,434.00)	0
37300			0	1974	1965	(15,690.00)	0
37300			0	1975	1965	(5,271.00)	0
37300			0	1976	1965	(4,826.00)	0
37300			0	1977	1965	(7,064.00)	0
37300			0	1978	1965	(9,888.00)	0
37300			0	1979	1965	(4,138.00)	0
37300			0	1980	1965	(7,768.00)	0
37300			0	1981	1965	(2,198.00)	0
37300			0	1982	1965	(9,372.00)	0
37300			0	1983	1965	(3,110.00)	0
37300			0	1984	1965	(20,397.00)	0
37300			0	1985	1965	(2,575.00)	0
37300			0	1986	1965	(805.00)	0
37300			0	1987	1965	(2,132.00)	0
37300			0	1988	1965	(14,733.00)	0
37300			0	1989	1965	(15,670.00)	0
37300			0	1990	1965	(2,240.00)	0
37300			0	1991	1965	(5,872.00)	0
37300			0	1992	1965	(110.00)	0
37300			0	1993	1965	(3,098.00)	0
37300			0	1994	1965	(3,625.00)	0
37300			0	1995	1965	(4,284.00)	0
37300			0	1996	1965	(4,219.00)	0
37300			0	1997	1965	(15,551.00)	0
37300			0	2001	1965	(30.00)	0
37300			0	2009	1965	(31.99)	0
37300			0	2010	1965	(156.82)	0
37300			0	2011	1965	(79.06)	0
37300			0	2011	1965	(1.20)	0
37300			8	2011	1965	60,757.93	0
37300			9	1966	1966	511,523.00	0
37300			0	1966	1966	(879.00)	0
37300			0	1967	1966	(995.00)	0
37300			0	1968	1966	(3,678.00)	0

Charnas

AccountNumber	GroupNumber	CompanyNumber	TransactionCode	TransactionYear	InstallationYear	Amount	AdjustedTY
37300			0	1969	1966	(2,989.00)	0
37300			0	1970	1966	(2,052.00)	0
37300			0	1971	1966	(4,018.00)	0
37300			0	1972	1966	(6,005.00)	0
37300			0	1973	1966	(11,964.00)	0
37300			0	1974	1966	(2,114.00)	0
37300			0	1975	1966	(1,315.00)	0
37300			0	1976	1966	(1,108.00)	0
37300			0	1977	1966	(1,779.00)	0
37300			0	1978	1966	(3,368.00)	0
37300			0	1979	1966	(4,742.00)	0
37300			0	1980	1966	(1,524.00)	0
37300			0	1981	1966	(1,574.00)	0
37300			0	1982	1966	(2,028.00)	0
37300			0	1983	1966	(1,181.00)	0
37300			0	1984	1966	(7,161.00)	0
37300			0	1985	1966	(1,426.00)	0
37300			0	1986	1966	(5,738.00)	0
37300			0	1987	1966	(6,682.00)	0
37300			0	1988	1966	(2,268.00)	0
37300			0	1989	1966	(2,576.00)	0
37300			0	1990	1966	(2,863.00)	0
37300			0	1991	1966	(1,199.00)	0
37300			0	1992	1966	(72.00)	0
37300			0	1993	1966	(534.00)	0
37300			0	1994	1966	(716.00)	0
37300			0	1995	1966	(1,066.00)	0
37300			0	1996	1966	(200.00)	0
37300			0	1997	1966	(26,337.00)	0
37300			0	1998	1966	(43,867.00)	0
37300			0	1999	1966	(43,446.00)	0
37300			0	2003	1966	(470.43)	0
37300			0	2009	1966	(1,624.56)	0
37300			0	2010	1966	(992.32)	0
37300			0	2011	1966	(318.72)	0
37300			0	2011	1966	(136.25)	0
37300			8	2011	1966	308,516.72	0
37300			9	1967	1967	489,166.00	0
37300			0	1967	1967	(141.00)	0
37300			0	1968	1967	(1,982.00)	0
37300			0	1969	1967	(2,579.00)	0
37300			0	1970	1967	(2,963.00)	0
37300			0	1971	1967	(4,043.00)	0
37300			0	1972	1967	(3,337.00)	0
37300			0	1973	1967	(1,997.00)	0
37300			0	1974	1967	(3,137.00)	0
37300			0	1975	1967	(3,538.00)	0
37300			0	1976	1967	(2,234.00)	0
37300			0	1977	1967	(3,352.00)	0
37300			0	1978	1967	(6,142.00)	0
37300			0	1979	1967	(2,358.00)	0
37300			0	1980	1967	(3,619.00)	0
37300			0	1981	1967	(2,353.00)	0
37300			0	1982	1967	(2,661.00)	0
37300			0	1983	1967	(1,753.00)	0
37300			0	1984	1967	(5,631.00)	0
37300			0	1985	1967	(3,581.00)	0
37300			0	1986	1967	(1,599.00)	0
37300			0	1987	1967	(7,585.00)	0
37300			0	1988	1967	(53,194.00)	0

AccountNumber	GroupNumber	CompanyNumber	TransactionCode	TransactionYear	InstallationYear	Amount	AdjustedTY
37300			0	1989	1967	(4,699.00)	0
37300			0	1990	1967	(6,825.00)	0
37300			0	1991	1967	(2,066.00)	0
37300			0	1992	1967	(768.00)	0
37300			0	1993	1967	(1,104.00)	0
37300			0	1994	1967	(1,819.00)	0
37300			0	1995	1967	(899.00)	0
37300			0	1996	1967	(4,492.00)	0
37300			0	1997	1967	(12,647.00)	0
37300			0	1998	1967	(365.00)	0
37300			0	1999	1967	(128,695.00)	0
37300			0	2001	1967	(289.00)	0
37300			0	2002	1967	(237.00)	0
37300			0	2004	1967	(190.71)	0
37300			0	2009	1967	(6,207.44)	0
37300			0	2010	1967	(4,200.67)	0
37300			0	2011	1967	(215.47)	0
37300			0	2011	1967	(7.44)	0
37300			8	2011	1967	193,660.27	0
37300			9	1968	1968	418,085.00	0
37300			0	1968	1968	(1,590.00)	0
37300			0	1969	1968	(3,025.00)	0
37300			0	1970	1968	(2,243.00)	0
37300			0	1971	1968	(6,967.00)	0
37300			0	1972	1968	(4,449.00)	0
37300			0	1973	1968	(4,823.00)	0
37300			0	1974	1968	(6,080.00)	0
37300			0	1975	1968	(5,984.00)	0
37300			0	1976	1968	(5,942.00)	0
37300			0	1977	1968	(13,619.00)	0
37300			0	1978	1968	(22,230.00)	0
37300			0	1979	1968	(5,640.00)	0
37300			0	1980	1968	(5,238.00)	0
37300			0	1981	1968	(4,755.00)	0
37300			0	1982	1968	(6,648.00)	0
37300			0	1983	1968	(3,988.00)	0
37300			0	1984	1968	(3,524.00)	0
37300			0	1985	1968	(12,700.00)	0
37300			0	1986	1968	(7,719.00)	0
37300			0	1987	1968	(7,837.00)	0
37300			0	1988	1968	(9,391.00)	0
37300			0	1989	1968	(31,082.00)	0
37300			0	1990	1968	(72.00)	0
37300			0	1991	1968	(5,581.00)	0
37300			0	1992	1968	(1,538.00)	0
37300			0	1993	1968	(4,265.00)	0
37300			0	1994	1968	(11,183.00)	0
37300			0	1995	1968	(565.00)	0
37300			0	1996	1968	(6,872.00)	0
37300			0	1997	1968	(1,601.00)	0
37300			0	1998	1968	(848.00)	0
37300			0	1999	1968	(59,346.00)	0
37300			0	2000	1968	(334.00)	0
37300			0	2009	1968	(770.09)	0
37300			0	2010	1968	(615.51)	0
37300			0	2011	1968	(101.40)	0
37300			0	2011	1968	(8.39)	0
37300			8	2011	1968	148,910.61	0
37300			9	1969	1969	466,310.00	0
37300			0	1969	1969	(588.00)	0

AccountNumber	GroupNumber	CompanyNumber	TransactionCode	TransactionYear	InstallationYear	Amount	AdjustedTY
37300			0	1970	1969	(3,516.00)	0
37300			0	1971	1969	(4,107.00)	0
37300			0	1972	1969	(4,157.00)	0
37300			0	1973	1969	(3,389.00)	0
37300			0	1974	1969	(5,858.00)	0
37300			0	1975	1969	(4,221.00)	0
37300			0	1976	1969	(4,567.00)	0
37300			0	1977	1969	(6,904.00)	0
37300			0	1978	1969	(7,796.00)	0
37300			0	1979	1969	(5,288.00)	0
37300			0	1980	1969	(3,942.00)	0
37300			0	1981	1969	(1,896.00)	0
37300			0	1982	1969	(2,580.00)	0
37300			0	1983	1969	(1,619.00)	0
37300			0	1985	1969	(12,165.00)	0
37300			0	1986	1969	(5,336.00)	0
37300			0	1987	1969	(20,966.00)	0
37300			0	1988	1969	(11,523.00)	0
37300			0	1989	1969	(5,895.00)	0
37300			0	1990	1969	(41,730.00)	0
37300			0	1992	1969	(2,522.00)	0
37300			0	1993	1969	(1,844.00)	0
37300			0	1994	1969	(3,785.00)	0
37300			0	1995	1969	(2,296.00)	0
37300			0	1996	1969	(5,093.00)	0
37300			0	1997	1969	(3,219.00)	0
37300			0	1998	1969	(7,204.00)	0
37300			0	1999	1969	(88,737.00)	0
37300			0	2000	1969	(176.00)	0
37300			0	2001	1969	(350.00)	0
37300			0	2003	1969	(176.23)	0
37300			0	2004	1969	(176.23)	0
37300			0	2009	1969	(33.61)	0
37300			0	2010	1969	(40.11)	0
37300			0	2011	1969	(111.05)	0
37300			0	2011	1969	(7.08)	0
37300			8	2011	1969	192,496.69	0
37300			9	1970	1970	297,187.00	0
37300			0	1970	1970	(109.00)	0
37300			0	1971	1970	(4,934.00)	0
37300			0	1972	1970	(3,094.00)	0
37300			0	1973	1970	(4,782.00)	0
37300			0	1974	1970	(4,349.00)	0
37300			0	1975	1970	(8,400.00)	0
37300			0	1976	1970	(7,454.00)	0
37300			0	1977	1970	(8,280.00)	0
37300			0	1978	1970	(18,194.00)	0
37300			0	1979	1970	(6,157.00)	0
37300			0	1980	1970	(10,520.00)	0
37300			0	1981	1970	(5,931.00)	0
37300			0	1982	1970	(23,691.00)	0
37300			0	1983	1970	(4,045.00)	0
37300			0	1984	1970	(7,817.00)	0
37300			0	1985	1970	(7,961.00)	0
37300			0	1986	1970	(10,951.00)	0
37300			0	1987	1970	(7,752.00)	0
37300			0	1988	1970	(2,718.00)	0
37300			0	1989	1970	(13,555.00)	0
37300			0	1990	1970	(3,976.00)	0
37300			0	1991	1970	(2,582.00)	0

Charnas

AccountNumber	GroupNumber	CompanyNumber	TransactionCode	TransactionYear	InstallationYear	Amount	AdjustedTY
37300			0	1992	1970	(1,977.00)	0
37300			0	1993	1970	(8,873.00)	0
37300			0	1994	1970	(10,315.00)	0
37300			0	1995	1970	(5,499.00)	0
37300			0	1996	1970	(12,407.00)	0
37300			0	1997	1970	(5,727.00)	0
37300			0	1998	1970	(5.00)	0
37300			0	1999	1970	(43,945.00)	0
37300			0	2001	1970	(11.00)	0
37300			0	2003	1970	(35.10)	0
37300			0	2004	1970	(11.20)	0
37300			0	2009	1970	(6,784.26)	0
37300			0	2010	1970	(8,139.04)	0
37300			0	2011	1970	(14.15)	0
37300			0	2011	1970	(0.22)	0
37300			8	2011	1970	26,192.03	0
37300			9	1971	1971	431,224.00	0
37300			0	1972	1971	(2,943.00)	0
37300			0	1973	1971	(3,897.00)	0
37300			0	1974	1971	(2,120.00)	0
37300			0	1975	1971	(3,697.00)	0
37300			0	1976	1971	(3,253.00)	0
37300			0	1977	1971	(2,572.00)	0
37300			0	1978	1971	(7,304.00)	0
37300			0	1979	1971	(2,725.00)	0
37300			0	1980	1971	(4,505.00)	0
37300			0	1981	1971	(8,360.00)	0
37300			0	1982	1971	(2,118.00)	0
37300			0	1983	1971	(2,064.00)	0
37300			0	1984	1971	(7,757.00)	0
37300			0	1985	1971	(9,594.00)	0
37300			0	1986	1971	(2,780.00)	0
37300			0	1987	1971	(11,892.00)	0
37300			0	1988	1971	(14,813.00)	0
37300			0	1989	1971	(5,201.00)	0
37300			0	1990	1971	(17,258.00)	0
37300			0	1991	1971	(36,910.00)	0
37300			0	1993	1971	(6,824.00)	0
37300			0	1994	1971	(2,510.00)	0
37300			0	1995	1971	(3,615.00)	0
37300			3	1996	1971	49.00	0
37300			0	1996	1971	(2,166.00)	0
37300			0	1997	1971	(3,352.00)	0
37300			0	1998	1971	(121.00)	0
37300			0	1999	1971	(66,656.00)	0
37300			0	2001	1971	(763.00)	0
37300			0	2004	1971	(442.46)	0
37300			0	2009	1971	(4,144.10)	0
37300			0	2010	1971	(5,914.78)	0
37300			0	2011	1971	(263.34)	0
37300			0	2011	1971	(4.55)	0
37300			8	2011	1971	182,733.77	0
37300			9	1972	1972	382,623.00	0
37300			0	1973	1972	(3,533.00)	0
37300			0	1974	1972	(4,055.00)	0
37300			0	1975	1972	(4,344.00)	0
37300			0	1976	1972	(1,527.00)	0
37300			0	1977	1972	(2,406.00)	0
37300			0	1978	1972	(5,472.00)	0
37300			0	1979	1972	(6,115.00)	0

Charnas

AccountNumber	GroupNumber	CompanyNumber	TransactionCode	TransactionYear	InstallationYear	Amount	AdjustedTY
37300			0	1980	1972	(5,738.00)	0
37300			0	1981	1972	(10,018.00)	0
37300			0	1982	1972	(11,322.00)	0
37300			0	1983	1972	(3,259.00)	0
37300			0	1984	1972	(4,130.00)	0
37300			0	1985	1972	(6,994.00)	0
37300			0	1986	1972	(3,823.00)	0
37300			0	1987	1972	(5,089.00)	0
37300			0	1988	1972	(7,237.00)	0
37300			0	1989	1972	(1,452.00)	0
37300			0	1990	1972	(27,813.00)	0
37300			0	1991	1972	(12,186.00)	0
37300			0	1992	1972	(1,054.00)	0
37300			0	1993	1972	(2,753.00)	0
37300			0	1994	1972	(5,143.00)	0
37300			0	1995	1972	(1,968.00)	0
37300			0	1996	1972	(3,212.00)	0
37300			0	1997	1972	(20,854.00)	0
37300			0	1998	1972	(794.00)	0
37300			0	1999	1972	(71,740.00)	0
37300			0	2000	1972	(6,267.00)	0
37300			0	2001	1972	(1,089.00)	0
37300			0	2002	1972	(718.00)	0
37300			0	2003	1972	(193.28)	0
37300			0	2004	1972	(2,443.34)	0
37300			0	2007	1972	(1,308.93)	0
37300			0	2009	1972	(6,354.43)	0
37300			0	2010	1972	(57,771.69)	0
37300			0	2011	1972	(2,793.60)	0
37300			0	2011	1972	(0.27)	0
37300			8	2011	1972	69,652.46	0
37300			9	1973	1973	343,581.00	0
37300			0	1973	1973	(1,344.00)	0
37300			0	1974	1973	(1,287.00)	0
37300			0	1975	1973	(4,176.00)	0
37300			0	1976	1973	(2,085.00)	0
37300			0	1977	1973	(4,191.00)	0
37300			0	1978	1973	(3,634.00)	0
37300			0	1979	1973	(3,342.00)	0
37300			0	1980	1973	(4,642.00)	0
37300			0	1981	1973	(4,681.00)	0
37300			0	1982	1973	(796.00)	0
37300			0	1983	1973	(5,580.00)	0
37300			0	1984	1973	(4,071.00)	0
37300			0	1985	1973	(5,735.00)	0
37300			0	1986	1973	(3,365.00)	0
37300			0	1987	1973	(10,305.00)	0
37300			0	1988	1973	(4,083.00)	0
37300			0	1989	1973	(4,157.00)	0
37300			0	1990	1973	(5,585.00)	0
37300			0	1991	1973	(8,753.00)	0
37300			0	1992	1973	(30,286.00)	0
37300			0	1993	1973	(2,607.00)	0
37300			0	1994	1973	(752.00)	0
37300			0	1995	1973	(835.00)	0
37300			0	1996	1973	(9,193.00)	0
37300			0	1997	1973	122.00	1996
37300			0	2001	1973	(152.00)	0
37300			0	2002	1973	(152.00)	0
37300			0	2004	1973	(456.87)	0

Charnas

AccountNumber	GroupNumber	CompanyNumber	TransactionCode	TransactionYear	InstallationYear	Amount	AdjustedTY
37300			0	2009	1973	(4,742.30)	0
37300			0	2010	1973	(37,330.61)	0
37300			0	2011	1973	(1,813.58)	0
37300			8	2011	1973	173,570.64	0
37300			9	1974	1974	492,548.00	0
37300			0	1974	1974	(1,606.00)	0
37300			0	1975	1974	(2,855.00)	0
37300			0	1976	1974	(1,663.00)	0
37300			0	1977	1974	(3,845.00)	0
37300			0	1978	1974	(6,630.00)	0
37300			0	1979	1974	(4,515.00)	0
37300			0	1980	1974	(3,170.00)	0
37300			0	1981	1974	(6,342.00)	0
37300			0	1982	1974	(1,992.00)	0
37300			0	1983	1974	(4,757.00)	0
37300			0	1984	1974	(3,493.00)	0
37300			0	1985	1974	(9,119.00)	0
37300			0	1986	1974	(4,770.00)	0
37300			0	1987	1974	(9,266.00)	0
37300			0	1988	1974	(9,481.00)	0
37300			0	1989	1974	(6,115.00)	0
37300			0	1990	1974	(15,612.00)	0
37300			0	1991	1974	(3,303.00)	0
37300			0	1992	1974	(8,254.00)	0
37300			0	1993	1974	(19,596.00)	0
37300			0	1994	1974	(26,993.00)	0
37300			0	1995	1974	(295.00)	0
37300			0	1996	1974	(4,679.00)	0
37300			0	1997	1974	5,619.00	1994
37300			0	1998	1974	(67.00)	0
37300			0	2001	1974	(861.00)	0
37300			0	2009	1974	(6,799.50)	0
37300			0	2010	1974	(47,124.56)	0
37300			0	2011	1974	(6,806.55)	0
37300			0	2011	1974	(892.92)	0
37300			8	2011	1974	277,264.47	0
37300			9	1975	1975	407,214.00	0
37300			0	1975	1975	(1,321.00)	0
37300			0	1976	1975	(3,819.00)	0
37300			0	1977	1975	(2,027.00)	0
37300			0	1978	1975	(5,526.00)	0
37300			0	1979	1975	(3,424.00)	0
37300			0	1980	1975	(3,592.00)	0
37300			0	1981	1975	(2,696.00)	0
37300			0	1982	1975	(6,304.00)	0
37300			0	1983	1975	(5,094.00)	0
37300			0	1984	1975	(4,681.00)	0
37300			0	1985	1975	(9,108.00)	0
37300			0	1986	1975	(11,930.00)	0
37300			0	1987	1975	(9,246.00)	0
37300			0	1988	1975	(10,895.00)	0
37300			0	1989	1975	(5,213.00)	0
37300			0	1990	1975	(8,548.00)	0
37300			0	1991	1975	(16,352.00)	0
37300			0	1992	1975	(7,446.00)	0
37300			0	1993	1975	389.00	1992
37300			0	1994	1975	(7,130.00)	0
37300			0	1995	1975	(6,712.00)	0
37300			0	1996	1975	(23,970.00)	0
37300			0	1997	1975	(12,708.00)	0

Charnas

AccountNumber	GroupNumber	CompanyNumber	TransactionCode	TransactionYear	InstallationYear	Amount	AdjustedTY
37300			0	1998	1975	(5,710.00)	0
37300			0	1999	1975	(5,504.00)	0
37300			0	2000	1975	(955.00)	0
37300			0	2001	1975	(3,303.00)	0
37300			0	2002	1975	(1,106.00)	0
37300			0	2003	1975	(34,649.81)	0
37300			0	2004	1975	(991.64)	0
37300			0	2009	1975	(2,434.20)	0
37300			0	2010	1975	(25,625.22)	0
37300			0	2011	1975	(487.66)	0
37300			0	2011	1975	(1.10)	0
37300			8	2011	1975	159,093.37	0
37300			9	1976	1976	309,850.00	0
37300			0	1976	1976	(998.00)	0
37300			0	1977	1976	(1,783.00)	0
37300			0	1978	1976	(8,090.00)	0
37300			0	1979	1976	(3,429.00)	0
37300			0	1980	1976	(2,448.00)	0
37300			0	1981	1976	(6,978.00)	0
37300			0	1982	1976	(11,790.00)	0
37300			0	1983	1976	(7,957.00)	0
37300			0	1984	1976	(3,858.00)	0
37300			0	1985	1976	(10,337.00)	0
37300			0	1986	1976	(7,389.00)	0
37300			0	1987	1976	(28,634.00)	0
37300			0	1988	1976	(15,269.00)	0
37300			0	1989	1976	(5,546.00)	0
37300			0	1990	1976	(11,420.00)	0
37300			0	1992	1976	(6,287.00)	0
37300			0	1993	1976	(1,500.00)	0
37300			0	1994	1976	(22,548.00)	0
37300			0	1995	1976	(7,108.00)	0
37300			0	1996	1976	(2,083.00)	0
37300			0	1997	1976	1,938.00	1996
37300			0	1998	1976	(1,091.00)	0
37300			0	2000	1976	(578.00)	0
37300			0	2001	1976	(2,050.00)	0
37300			0	2002	1976	(342.00)	0
37300			0	2004	1976	(683.41)	0
37300			0	2009	1976	(1,244.27)	0
37300			0	2010	1976	(18,603.35)	0
37300			0	2011	1976	(991.64)	0
37300			8	2011	1976	120,752.33	0
37300			9	1977	1977	500,017.00	0
37300			0	1977	1977	(2,431.00)	0
37300			0	1978	1977	(10,830.00)	0
37300			0	1979	1977	(3,862.00)	0
37300			0	1980	1977	(4,429.00)	0
37300			0	1981	1977	(4,050.00)	0
37300			0	1982	1977	(4,461.00)	0
37300			0	1983	1977	(3,747.00)	0
37300			0	1984	1977	(5,342.00)	0
37300			0	1985	1977	(21,079.00)	0
37300			0	1986	1977	(11,660.00)	0
37300			0	1987	1977	(20,907.00)	0
37300			0	1988	1977	(8,251.00)	0
37300			0	1989	1977	(4,070.00)	0
37300			0	1990	1977	(8,354.00)	0
37300			0	1991	1977	(2,897.00)	0
37300			0	1992	1977	(2,421.00)	0

Charnas

AccountNumber	GroupNumber	CompanyNumber	TransactionCode	TransactionYear	InstallationYear	Amount	AdjustedTY
37300			0	1993	1977	(1,755.00)	0
37300			0	1994	1977	(4,740.00)	0
37300			0	1995	1977	(28,793.00)	0
37300			0	1996	1977	(32,612.00)	0
37300			0	1997	1977	(30,414.00)	0
37300			0	1998	1977	(6,572.00)	0
37300			0	1999	1977	(12,614.00)	0
37300			0	2000	1977	(25,304.00)	0
37300			0	2001	1977	(5,713.00)	0
37300			0	2002	1977	(12,447.00)	0
37300			0	2003	1977	(6,030.77)	0
37300			0	2004	1977	(4,163.10)	0
37300			0	2006	1977	(77.32)	0
37300			0	2007	1977	(5,644.03)	0
37300			0	2009	1977	(4,561.35)	0
37300			0	2010	1977	(29,572.22)	0
37300			0	2011	1977	(1,083.22)	0
37300			8	2011	1977	169,129.99	0
37300			9	1978	1978	527,877.00	0
37300			0	1978	1978	(2,884.00)	0
37300			0	1979	1978	(16,568.00)	0
37300			0	1980	1978	(11,152.00)	0
37300			0	1981	1978	(12,354.00)	0
37300			0	1982	1978	(10,366.00)	0
37300			0	1983	1978	(10,602.00)	0
37300			0	1984	1978	(3,603.00)	0
37300			0	1985	1978	(12,634.00)	0
37300			0	1986	1978	(7,281.00)	0
37300			0	1987	1978	(21,312.00)	0
37300			0	1988	1978	(10,298.00)	0
37300			0	1989	1978	(11,867.00)	0
37300			0	1990	1978	(12,659.00)	0
37300			0	1991	1978	(9,971.00)	0
37300			0	1992	1978	(7,231.00)	0
37300			0	1993	1978	(33,876.00)	0
37300			0	1994	1978	(18,084.00)	0
37300			0	1995	1978	(46,078.00)	0
37300			0	1996	1978	(9,651.00)	0
37300			0	1997	1978	(16,173.00)	0
37300			0	1998	1978	(1,864.00)	0
37300			0	1999	1978	(6,268.00)	0
37300			0	2000	1978	(4,403.00)	0
37300			0	2001	1978	(4,237.00)	0
37300			0	2002	1978	(2,077.00)	0
37300			0	2004	1978	(1,384.39)	0
37300			0	2009	1978	(2,120.60)	0
37300			0	2010	1978	(27,057.30)	0
37300			0	2011	1978	(1,678.22)	0
37300			8	2011	1978	192,143.49	0
37300			9	1979	1979	1,415,511.00	0
37300			0	1979	1979	(3,600.00)	0
37300			0	1980	1979	(8,386.00)	0
37300			0	1981	1979	(2,967.00)	0
37300			0	1982	1979	(4,714.00)	0
37300			0	1983	1979	(2,860.00)	0
37300			0	1984	1979	(803.00)	0
37300			0	1985	1979	(13,153.00)	0
37300			0	1986	1979	(6,626.00)	0
37300			0	1987	1979	(30,145.00)	0
37300			0	1988	1979	(24,597.00)	0

Charnas

AccountNumber	GroupNumber	CompanyNumber	TransactionCode	TransactionYear	InstallationYear	Amount	AdjustedTY
37300			0	1989	1979	(4,853.00)	0
37300			0	1990	1979	(15,151.00)	0
37300			0	1991	1979	(8,713.00)	0
37300			0	1992	1979	(8,162.00)	0
37300			0	1993	1979	(3,914.00)	0
37300			0	1994	1979	(26,785.00)	0
37300			0	1995	1979	(34,362.00)	0
37300			0	1996	1979	(18,917.00)	0
37300			0	1997	1979	(2,940.00)	0
37300			0	1998	1979	(4,548.00)	0
37300			0	1999	1979	(5,038.00)	0
37300			0	2000	1979	(25,202.00)	0
37300			0	2001	1979	(13,606.00)	0
37300			0	2002	1979	(6,300.00)	0
37300			0	2003	1979	(9,932.00)	0
37300			0	2004	1979	(4,739.87)	0
37300			0	2006	1979	(124.64)	0
37300			0	2007	1979	(19,942.18)	0
37300			0	2009	1979	(155,425.56)	0
37300			0	2010	1979	(124,273.45)	0
37300			0	2011	1979	(117,847.36)	0
37300			0	2011	1979	(40,459.92)	0
37300			8	2011	1979	666,424.02	0
37300			9	1980	1980	434,429.00	0
37300			0	1980	1980	(1,012.00)	0
37300			0	1981	1980	(4,937.00)	0
37300			0	1982	1980	(18,174.00)	0
37300			0	1983	1980	(2,140.00)	0
37300			0	1984	1980	(9,056.00)	0
37300			0	1985	1980	(22,263.00)	0
37300			0	1986	1980	(9,828.00)	0
37300			0	1987	1980	(66,887.00)	0
37300			0	1988	1980	(6,502.00)	0
37300			0	1989	1980	(12,420.00)	0
37300			0	1990	1980	(29,674.00)	0
37300			0	1991	1980	(15,355.00)	0
37300			0	1992	1980	(7,251.00)	0
37300			0	1993	1980	(5,671.00)	0
37300			0	1994	1980	(22,756.00)	0
37300			0	1995	1980	(24,713.00)	0
37300			0	1996	1980	(46,063.00)	0
37300			0	1997	1980	(23,030.00)	0
37300			0	1998	1980	(3,123.00)	0
37300			0	1999	1980	(10,751.00)	0
37300			0	2000	1980	(2,984.00)	0
37300			0	2001	1980	(96.00)	0
37300			0	2002	1980	(627.00)	0
37300			0	2009	1980	(4,380.49)	0
37300			0	2010	1980	(15,795.53)	0
37300			0	2011	1980	(2,632.35)	0
37300			8	2011	1980	66,307.63	0
37300			9	1981	1981	1,349,890.00	0
37300			0	1981	1981	(664.00)	0
37300			0	1982	1981	(3,819.00)	0
37300			0	1984	1981	(6,877.00)	0
37300			0	1985	1981	(6,611.00)	0
37300			0	1986	1981	(11,192.00)	0
37300			0	1987	1981	(24,015.00)	0
37300			0	1988	1981	(6,848.00)	0
37300			0	1989	1981	(7,677.00)	0

AccountNumber	GroupNumber	CompanyNumber	TransactionCode	TransactionYear	InstallationYear	Amount	AdjustedTY
37300			0	1990	1981	(13,753.00)	0
37300			0	1991	1981	(9,952.00)	0
37300			0	1992	1981	(9,902.00)	0
37300			0	1993	1981	(2,804.00)	0
37300			0	1994	1981	(21,567.00)	0
37300			0	1995	1981	(9,423.00)	0
37300			0	1996	1981	(5,805.00)	0
37300			0	1997	1981	(3,699.00)	0
37300			3	1998	1981	(1,861.00)	0
37300			0	1998	1981	(1,037.00)	0
37300			0	1999	1981	(276.00)	0
37300			0	2000	1981	(4,146.00)	0
37300			0	2001	1981	(5,174.00)	0
37300			0	2002	1981	(6,844.00)	0
37300			0	2003	1981	(2,222.58)	0
37300			0	2004	1981	(14,081.91)	0
37300			0	2009	1981	(5,915.96)	0
37300			0	2010	1981	(46,287.23)	0
37300			0	2011	1981	(4,662.23)	0
37300			0	2011	1981	(9.30)	0
37300			8	2011	1981	1,112,764.79	0
37300			9	1982	1982	902,015.00	0
37300			0	1982	1982	(972.00)	0
37300			0	1983	1982	(9,053.00)	0
37300			0	1984	1982	(4,394.00)	0
37300			0	1985	1982	(16,367.00)	0
37300			0	1986	1982	(7,877.00)	0
37300			0	1987	1982	(34,314.00)	0
37300			0	1988	1982	(9,565.00)	0
37300			0	1989	1982	(12,229.00)	0
37300			0	1990	1982	(23,599.00)	0
37300			0	1991	1982	(14,282.00)	0
37300			0	1992	1982	(41,087.00)	0
37300			0	1993	1982	(31,857.00)	0
37300			0	1994	1982	(19,062.00)	0
37300			0	1995	1982	(12,102.00)	0
37300			0	1996	1982	(14,356.00)	0
37300			0	1997	1982	1,106.00	1996
37300			0	1998	1982	(3,824.00)	0
37300			0	1999	1982	(1,060.00)	0
37300			0	2000	1982	(8,279.00)	0
37300			0	2001	1982	(4,607.00)	0
37300			0	2002	1982	(1,060.00)	0
37300			0	2003	1982	(2,120.06)	0
37300			0	2004	1982	(6,486.86)	0
37300			0	2009	1982	(3,492.22)	0
37300			0	2010	1982	(49,623.45)	0
37300			0	2011	1982	(3,144.84)	0
37300			8	2011	1982	568,307.57	0
37300			9	1983	1983	505,583.00	0
37300			0	1984	1983	(7,214.00)	0
37300			0	1985	1983	(11,414.00)	0
37300			0	1986	1983	(13,607.00)	0
37300			0	1987	1983	(36,783.00)	0
37300			0	1988	1983	(18,592.00)	0
37300			0	1989	1983	(5,751.00)	0
37300			0	1990	1983	(7,761.00)	0
37300			0	1991	1983	(18,058.00)	0
37300			0	1992	1983	(6,118.00)	0
37300			0	1993	1983	(6,163.00)	0

Charnas

AccountNumber	GroupNumber	CompanyNumber	TransactionCode	TransactionYear	InstallationYear	Amount	AdjustedTY
37300			0	1994	1983	(15,890.00)	0
37300			0	1995	1983	(13,073.00)	0
37300			0	1996	1983	(15,926.00)	0
37300			0	1997	1983	(7,132.00)	0
37300			0	1998	1983	(2,093.00)	0
37300			0	1999	1983	(5,158.00)	0
37300			0	2000	1983	(10,297.00)	0
37300			0	2001	1983	(16,290.00)	0
37300			0	2002	1983	(2,880.00)	0
37300			0	2003	1983	(274.45)	0
37300			0	2004	1983	(5,033.19)	0
37300			0	2009	1983	(8,499.24)	0
37300			0	2010	1983	(27,816.67)	0
37300			0	2011	1983	(6,602.53)	0
37300			0	2011	1983	(534.80)	0
37300			8	2011	1983	236,622.12	0
37300			9	1984	1984	1,629,855.00	0
37300			0	1984	1984	(2,435.00)	0
37300			0	1985	1984	(11,190.00)	0
37300			0	1986	1984	(9,749.00)	0
37300			0	1987	1984	(29,580.00)	0
37300			0	1988	1984	(13,541.00)	0
37300			0	1989	1984	(12,780.00)	0
37300			0	1990	1984	(7,200.00)	0
37300			0	1991	1984	(6,006.00)	0
37300			0	1992	1984	(12,971.00)	0
37300			0	1993	1984	(8,263.00)	0
37300			0	1994	1984	(41,564.00)	0
37300			0	1995	1984	(11,136.00)	0
37300			0	1996	1984	(49,714.00)	0
37300			0	1997	1984	(39,860.00)	0
37300			0	1998	1984	(34,798.00)	0
37300			0	1999	1984	(41,200.00)	0
37300			0	2000	1984	(21,834.00)	0
37300			0	2001	1984	(15,047.00)	0
37300			0	2002	1984	(30,797.00)	0
37300			0	2003	1984	(1,538.52)	0
37300			0	2004	1984	(9,425.12)	0
37300			0	2006	1984	(132.06)	0
37300			0	2007	1984	(3,515.99)	0
37300			0	2009	1984	(3,660.15)	0
37300			0	2010	1984	(118,516.48)	0
37300			0	2011	1984	(51,336.17)	0
37300			0	2011	1984	(115.46)	0
37300			8	2011	1984	1,041,950.05	0
37300			9	1985	1985	1,558,121.00	0
37300			0	1986	1985	(34,783.00)	0
37300			0	1987	1985	(20,682.00)	0
37300			0	1988	1985	(22,330.00)	0
37300			0	1989	1985	(24,093.00)	0
37300			0	1990	1985	(16,127.00)	0
37300			0	1991	1985	(15,724.00)	0
37300			0	1992	1985	(11,722.00)	0
37300			0	1993	1985	(32,801.00)	0
37300			0	1994	1985	(33,704.00)	0
37300			0	1995	1985	(41,015.00)	0
37300			0	1996	1985	(28,765.00)	0
37300			0	1997	1985	(21,507.00)	0
37300			0	1998	1985	(23,508.00)	0
37300			0	1999	1985	(27,924.00)	0

Charnas

AccountNumber	GroupNumber	CompanyNumber	TransactionCode	TransactionYear	InstallationYear	Amount	AdjustedTY
37300			0	2000	1985	(65,589.00)	0
37300			0	2001	1985	(20,152.00)	0
37300			0	2002	1985	(12,613.00)	0
37300			0	2003	1985	(21,204.99)	0
37300			0	2004	1985	(18,358.03)	0
37300			0	2006	1985	(345.28)	0
37300			0	2007	1985	(10,799.12)	0
37300			0	2008	1985	(400.12)	0
37300			0	2009	1985	(274.41)	0
37300			0	2010	1985	(37,392.12)	0
37300			0	2011	1985	(51,930.35)	0
37300			0	2011	1985	(8,434.06)	0
37300			8	2011	1985	955,943.52	0
37300			9	1986	1986	1,810,937.00	0
37300			0	1987	1986	(31,383.00)	0
37300			0	1988	1986	(41,864.00)	0
37300			0	1989	1986	(21,652.00)	0
37300			0	1990	1986	(9,923.00)	0
37300			0	1991	1986	(27,573.00)	0
37300			0	1992	1986	(13,661.00)	0
37300			0	1993	1986	(22,423.00)	0
37300			0	1994	1986	(16,412.00)	0
37300			0	1995	1986	(8,967.00)	0
37300			0	1996	1986	(12,387.00)	0
37300			0	1997	1986	(1,399.00)	0
37300			0	1998	1986	(7,348.00)	0
37300			0	1999	1986	(323.00)	0
37300			0	2000	1986	(19,337.00)	0
37300			0	2001	1986	(13,229.00)	0
37300			0	2002	1986	(5,811.00)	0
37300			0	2003	1986	(15,136.93)	0
37300			0	2004	1986	(16,141.62)	0
37300			0	2007	1986	(2,784.68)	0
37300			0	2009	1986	(10,573.79)	0
37300			0	2010	1986	(208,002.50)	0
37300			0	2011	1986	(288,937.91)	0
37300			0	2011	1986	(1,089.36)	0
37300			8	2011	1986	1,014,578.21	0
37300			9	1987	1987	1,298,962.00	0
37300			0	1987	1987	(1,219.00)	0
37300			0	1988	1987	(21,932.00)	0
37300			0	1989	1987	(11,950.00)	0
37300			0	1990	1987	(34,901.00)	0
37300			0	1991	1987	(20,558.00)	0
37300			0	1992	1987	(12,711.00)	0
37300			0	1993	1987	(17,586.00)	0
37300			0	1994	1987	(21,106.00)	0
37300			0	1995	1987	(8,572.00)	0
37300			0	1996	1987	(17,946.00)	0
37300			0	1997	1987	(5,901.00)	0
37300			0	1998	1987	(10,730.00)	0
37300			0	1999	1987	(1,166.00)	0
37300			0	2000	1987	(9,527.00)	0
37300			0	2001	1987	(3,766.00)	0
37300			0	2002	1987	(3,043.00)	0
37300			0	2003	1987	(2,009.93)	0
37300			0	2004	1987	(6,154.05)	0
37300			0	2009	1987	(10,118.11)	0
37300			0	2010	1987	(268,396.28)	0
37300			0	2010	1987	(467,569.65)	0

AccountNumber	GroupNumber	CompanyNumber	TransactionCode	TransactionYear	InstallationYear	Amount	AdjustedTY
37300			0	2011	1987	(259,318.96)	0
37300			0	2011	1987	(3,823.47)	0
37300			8	2011	1987	78,957.55	0
37300			9	1988	1988	1,792,528.00	0
37300			0	1988	1988	(6,149.00)	0
37300			0	1989	1988	(13,407.00)	0
37300			0	1990	1988	(18,354.00)	0
37300			0	1991	1988	(28,839.00)	0
37300			0	1992	1988	(19,074.00)	0
37300			0	1993	1988	(24,718.00)	0
37300			0	1994	1988	(33,077.00)	0
37300			0	1995	1988	(17,352.00)	0
37300			0	1996	1988	(47,717.00)	0
37300			0	1997	1988	(14,300.00)	0
37300			0	1998	1988	(10,002.00)	0
37300			0	1999	1988	(5,617.00)	0
37300			0	2000	1988	(31,047.00)	0
37300			0	2001	1988	(13,947.00)	0
37300			0	2002	1988	(14,911.00)	0
37300			0	2003	1988	(2,332.44)	0
37300			0	2004	1988	(8,639.37)	0
37300			0	2009	1988	(24,188.02)	0
37300			0	2011	1988	(1,112,229.82)	0
37300			0	2011	1988	(1,425.12)	0
37300			8	2011	1988	345,202.23	0
37300			9	1989	1989	1,779,160.00	0
37300			0	1989	1989	(6,231.00)	0
37300			0	1990	1989	(12,338.00)	0
37300			0	1991	1989	(21,674.00)	0
37300			0	1992	1989	(16,788.00)	0
37300			0	1993	1989	(39,755.00)	0
37300			0	1994	1989	(23,461.00)	0
37300			0	1995	1989	(22,323.00)	0
37300			0	1996	1989	(75,367.00)	0
37300			0	1997	1989	28,911.00	1996
37300			0	1998	1989	(8,908.00)	0
37300			0	1999	1989	(6,840.00)	0
37300			0	2000	1989	(18,900.00)	0
37300			0	2001	1989	(13,485.00)	0
37300			0	2002	1989	(3,358.00)	0
37300			0	2003	1989	(7,212.27)	0
37300			0	2004	1989	(11,130.44)	0
37300			0	2006	1989	(386.56)	0
37300			0	2007	1989	(1,093.79)	0
37300			0	2009	1989	(5,598.09)	0
37300			0	2010	1989	(139,697.74)	0
37300			0	2011	1989	(43,102.61)	0
37300			0	2011	1989	(2,238.51)	0
37300			8	2011	1989	1,328,182.99	0
37300			9	1990	1990	1,928,529.00	0
37300			0	1990	1990	(3,334.00)	0
37300			0	1991	1990	(7,177.00)	0
37300			0	1992	1990	(24,880.00)	0
37300			0	1993	1990	(14,531.00)	0
37300			0	1994	1990	(23,847.00)	0
37300			0	1995	1990	(14,532.00)	0
37300			0	1996	1990	(22,051.00)	0
37300			0	1997	1990	(33,376.00)	0
37300			0	1998	1990	(15,193.00)	0
37300			0	1999	1990	(31,265.00)	0

AccountNumber	GroupNumber	CompanyNumber	TransactionCode	TransactionYear	InstallationYear	Amount	AdjustedTY
37300			0	2000	1990	(87,844.00)	0
37300			0	2001	1990	(14,382.00)	0
37300			0	2002	1990	(7,750.00)	0
37300			0	2003	1990	(9,588.65)	0
37300			0	2004	1990	(16,615.31)	0
37300			0	2009	1990	(81,422.47)	0
37300			0	2010	1990	(271,805.16)	0
37300			0	2011	1990	(66,977.32)	0
37300			0	2011	1990	(7,735.05)	0
37300			8	2011	1990	1,174,223.04	0
37300			9	1991	1991	1,769,156.00	0
37300			0	1991	1991	(8,388.00)	0
37300			0	1992	1991	(32,891.00)	0
37300			0	1993	1991	(12,929.00)	0
37300			0	1994	1991	(17,616.00)	0
37300			0	1995	1991	(7,812.00)	0
37300			0	1996	1991	(7,767.00)	0
37300			0	1997	1991	(5,406.00)	0
37300			0	1998	1991	(3,079.00)	0
37300			0	1999	1991	(6,643.00)	0
37300			0	2000	1991	(17,571.00)	0
37300			0	2001	1991	(2,141.00)	0
37300			0	2002	1991	(929.00)	0
37300			0	2003	1991	(2,763.51)	0
37300			0	2004	1991	(33,402.15)	0
37300			0	2009	1991	(6,863.63)	0
37300			0	2010	1991	(345,675.29)	0
37300			0	2011	1991	(64,326.68)	0
37300			0	2011	1991	(6,634.65)	0
37300			8	2011	1991	1,186,318.09	0
37300			9	1992	1992	1,168,694.00	0
37300			0	1992	1992	(6,732.00)	0
37300			0	1993	1992	(19,518.00)	0
37300			0	1994	1992	(17,089.00)	0
37300			0	1995	1992	(17,724.00)	0
37300			0	1996	1992	(21,257.00)	0
37300			0	1997	1992	(18,048.00)	0
37300			0	1998	1992	(11,241.00)	0
37300			0	1999	1992	(17,295.00)	0
37300			0	2000	1992	(116,592.00)	0
37300			0	2001	1992	(13,244.00)	0
37300			0	2002	1992	(3,291.00)	0
37300			0	2003	1992	(2,876.17)	0
37300			0	2004	1992	(11,367.82)	0
37300			0	2009	1992	(13,659.07)	0
37300			0	2010	1992	(146,438.48)	0
37300			0	2011	1992	(52,781.23)	0
37300			0	2011	1992	(16,253.63)	0
37300			8	2011	1992	663,286.60	0
37300			9	1993	1993	1,633,495.00	0
37300			0	1993	1993	(10,444.00)	0
37300			0	1994	1993	(21,087.00)	0
37300			0	1995	1993	(21,084.00)	0
37300			0	1996	1993	(11,986.00)	0
37300			0	1996	1993	(269.00)	0
37300			0	1997	1993	(6,674.00)	0
37300			0	1998	1993	(6,391.00)	0
37300			0	1999	1993	(11,244.00)	0
37300			0	2000	1993	(79,536.00)	0
37300			0	2001	1993	(19,535.00)	0

Charnas

AccountNumber	GroupNumber	CompanyNumber	TransactionCode	TransactionYear	InstallationYear	Amount	AdjustedTY
37300			0	2002	1993	(11,156.00)	0
37300			0	2003	1993	(3,931.41)	0
37300			0	2004	1993	(14,170.94)	0
37300			0	2007	1993	(563.97)	0
37300			0	2009	1993	(11,973.46)	0
37300			0	2010	1993	(131,646.52)	0
37300			0	2011	1993	(29,183.86)	0
37300			0	2011	1993	(2,985.95)	0
37300			8	2011	1993	1,239,632.89	0
37300			9	1994	1994	3,269,654.00	0
37300			0	1994	1994	(13,506.00)	0
37300			0	1995	1994	(23,126.00)	0
37300			0	1996	1994	(12,795.00)	0
37300			0	1997	1994	(7,929.00)	0
37300			0	1998	1994	(11,028.00)	0
37300			0	1999	1994	(6,482.00)	0
37300			0	2000	1994	(90,774.00)	0
37300			0	2001	1994	(13,603.00)	0
37300			0	2002	1994	(2,007.00)	0
37300			0	2003	1994	(11,932.98)	0
37300			0	2004	1994	(11,537.64)	0
37300			0	2009	1994	(67,335.85)	0
37300			0	2010	1994	(480,207.47)	0
37300			0	2011	1994	(106,023.34)	0
37300			0	2011	1994	(14,900.29)	0
37300			8	2011	1994	2,396,466.43	0
37300			9	1995	1995	1,793,489.00	0
37300			0	1995	1995	(4,919.00)	0
37300			0	1996	1995	(25,674.00)	0
37300			0	1997	1995	(17,382.00)	0
37300			0	1998	1995	(13,316.00)	0
37300			0	1999	1995	(24,857.00)	0
37300			0	2000	1995	(68,291.00)	0
37300			0	2001	1995	(18,249.00)	0
37300			0	2002	1995	(8,982.00)	0
37300			0	2003	1995	(44,262.07)	0
37300			0	2004	1995	(15,522.91)	0
37300			0	2009	1995	(458,999.37)	0
37300			0	2010	1995	(172,548.85)	0
37300			0	2011	1995	(44,145.06)	0
37300			0	2011	1995	(4,342.69)	0
37300			8	2011	1995	871,998.05	0
37300			9	1996	1996	2,564,436.00	0
37300			0	1996	1996	(22,021.00)	0
37300			0	1997	1996	(18,616.00)	0
37300			0	1998	1996	(10,622.00)	0
37300			0	1999	1996	(18,153.00)	0
37300			0	2000	1996	(45,420.00)	0
37300			0	2001	1996	(24,644.00)	0
37300			0	2002	1996	(8,994.00)	0
37300			0	2003	1996	(39,057.84)	0
37300			0	2004	1996	(41,427.90)	0
37300			0	2006	1996	(428.48)	0
37300			0	2009	1996	(49,712.89)	0
37300			0	2010	1996	(398,056.55)	0
37300			0	2011	1996	(288,114.46)	0
37300			0	2011	1996	(28,209.39)	0
37300			8	2011	1996	1,570,958.49	0
37300			9	1997	1997	2,524,925.00	0
37300			0	1997	1997	(4,230.00)	0

AccountNumber	GroupNumber	CompanyNumber	TransactionCode	TransactionYear	InstallationYear	Amount	AdjustedTY
37300			0	1998	1997	(18,085.00)	0
37300			0	1999	1997	(23,934.00)	0
37300			0	2000	1997	(38,170.00)	0
37300			0	2001	1997	(12,254.00)	0
37300			0	2002	1997	(4,496.00)	0
37300			0	2003	1997	(8,397.36)	0
37300			0	2004	1997	(10,506.00)	0
37300			0	2009	1997	(200,748.72)	0
37300			0	2010	1997	(195,304.84)	0
37300			0	2011	1997	(138,527.67)	0
37300			0	2011	1997	(91,423.12)	0
37300			8	2011	1997	1,778,848.29	0
37300			9	1998	1998	1,657,080.00	0
37300			0	1998	1998	(5,013.00)	0
37300			0	1999	1998	(14,108.00)	0
37300			0	2000	1998	(44,546.00)	0
37300			0	2001	1998	(22,863.00)	0
37300			0	2002	1998	(11,010.00)	0
37300			0	2003	1998	(19,476.80)	0
37300			0	2004	1998	(14,953.79)	0
37300			0	2009	1998	(71,569.12)	0
37300			0	2010	1998	(163,257.81)	0
37300			0	2011	1998	(60,981.20)	0
37300			0	2011	1998	(2,592.36)	0
37300			8	2011	1998	1,226,708.92	0
37300			9	1999	1999	3,763,958.00	0
37300			0	1999	1999	(1,503.00)	0
37300			0	2000	1999	(20,119.00)	0
37300			0	2001	1999	(17,060.00)	0
37300			0	2002	1999	(16,198.00)	0
37300			0	2003	1999	(7,197.96)	0
37300			0	2004	1999	(10,803.74)	0
37300			3	2008	1999	(549.56)	0
37300			0	2008	1999	(220.93)	0
37300			0	2009	1999	(84,636.26)	0
37300			0	2010	1999	(254,312.50)	0
37300			0	2011	1999	(45,831.12)	0
37300			0	2011	1999	(6,696.16)	0
37300			8	2011	1999	3,298,829.77	0
37300			9	2000	2000	3,497,317.00	0
37300			0	2000	2000	(15,106.00)	0
37300			0	2001	2000	(44,898.00)	0
37300			0	2002	2000	(6,969.00)	0
37300			0	2003	2000	(12,614.02)	0
37300			0	2004	2000	(391.93)	0
37300			0	2006	2000	(283.52)	0
37300			3	2008	2000	3,366.80	0
37300			0	2008	2000	(966.91)	0
37300			0	2009	2000	(299,747.32)	0
37300			0	2010	2000	(48,977.06)	0
37300			0	2011	2000	(1,163.94)	0
37300			0	2011	2000	(283.51)	0
37300			8	2011	2000	3,069,282.59	0
37300			9	2001	2001	2,965,139.00	0
37300			0	2001	2001	(42,895.00)	0
37300			0	2002	2001	(4,444.00)	0
37300			0	2003	2001	(40,931.22)	0
37300			0	2004	2001	(24,288.87)	0
37300			3	2008	2001	(2,817.24)	0
37300			0	2008	2001	(286.46)	0

AccountNumber	GroupNumber	CompanyNumber	TransactionCode	TransactionYear	InstallationYear	Amount	AdjustedTY
37300			0	2009	2001	(249,784.85)	0
37300			0	2010	2001	(49,165.90)	0
37300			0	2011	2001	(9,598.79)	0
37300			0	2011	2001	(776.56)	0
37300			8	2011	2001	2,540,150.11	0
37300			9	2002	2002	3,513,076.00	0
37300			0	2002	2002	(1,212.00)	0
37300			0	2003	2002	(26,218.93)	0
37300			0	2004	2002	(35,601.59)	0
37300			0	2009	2002	(309,939.41)	0
37300			0	2010	2002	(101,225.39)	0
37300			0	2011	2002	(23,976.09)	0
37300			0	2011	2002	(3,842.09)	0
37300			8	2011	2002	3,011,060.50	0
37300			9	2003	2003	5,990,682.17	0
37300			0	2004	2003	(1,299.68)	0
37300			3	2008	2003	215.59	0
37300			0	2009	2003	(468,188.54)	0
37300			0	2010	2003	(80,323.00)	0
37300			0	2011	2003	(12,745.00)	0
37300			0	2011	2003	(1,860.84)	0
37300			8	2011	2003	5,426,480.70	0
37300			9	2004	2004	2,242,962.76	0
37300			0	2004	2004	(1,378.30)	0
37300			3	2008	2004	(215.59)	0
37300			0	2009	2004	(140,427.47)	0
37300			0	2010	2004	(21,662.00)	0
37300			0	2011	2004	(3,266.03)	0
37300			0	2011	2004	(638.93)	0
37300			8	2011	2004	2,075,374.44	0
37300			9	2005	2005	397,358.63	0
37300			8	2011	2005	397,358.63	0
37300			9	2006	2006	318,362.08	0
37300			8	2011	2006	318,362.08	0
37300			9	2007	2007	52,353.74	0
37300			3	2007	2007	3,982.10	0
37300			0	2009	2007	(10,215.80)	0
37300			8	2011	2007	46,120.04	0
37300			9	2008	2008	152,818.62	0
37300			9	2008	2008	22,346,961.88	0
37300			9	2009	2008	(3,564,904.18)	0
37300			0	2009	2008	(12,689.31)	0
37300			9	2010	2008	(11,987,685.63)	0
37300			0	2010	2008	(4,069.35)	0
37300			9	2011	2008	(3,583,993.17)	0
37300			9	2011	2008	(619.25)	0
37300			9	2011	2008	(11,319.02)	0
37300			9	2011	2008	(510,805.10)	0
37300			8	2011	2008	2,823,695.49	0
37300			9	2009	2009	8,828,188.70	0
37300			0	2009	2009	(122,901.69)	0
37300			0	2010	2009	(106,416.45)	0
37300			0	2011	2009	(13,373.73)	0
37300			0	2011	2009	(3.34)	0
37300			8	2011	2009	8,585,493.49	0
37300			9	2010	2010	20,041,810.22	0
37300			0	2010	2010	(331,413.96)	0
37300			0	2011	2010	(426,920.37)	0
37300			0	2011	2010	53,662.91	0
37300			0	2011	2010	(9,643.53)	0

AccountNumber	GroupNumber	CompanyNumber	TransactionCode	TransactionYear	InstallationYear	Amount	AdjustedTY
37300			8	2011	2010	19,327,495.27	0
37300			9	2011	2011	5,573,632.44	0
37300			9	2011	2011	1,621,705.13	0
37300			9	2011	2011	642,529.74	0
37300			0	2011	2011	(6,797.95)	0
37300			8	2011	2011	7,831,069.36	0
39010			9	1900	1900	58,910.00	0
39010			0	1962	1900	(814.00)	0
39010			0	1963	1900	(12,060.00)	0
39010			0	1964	1900	(2,144.00)	0
39010			0	1965	1900	(3,341.00)	0
39010			0	1967	1900	(6,425.00)	0
39010			0	1968	1900	(4,374.00)	0
39010			0	1969	1900	(29,752.00)	0
39010			9	1907	1907	31,869.00	0
39010			0	1946	1907	(1,500.00)	0
39010			0	1948	1907	(8,826.00)	0
39010			0	1950	1907	(7,446.00)	0
39010			0	1952	1907	(3,400.00)	0
39010			0	1954	1907	(113.00)	0
39010			0	1956	1907	(1,084.00)	0
39010			0	1960	1907	(9,500.00)	0
39010			9	1910	1910	2,570.00	0
39010			0	1949	1910	(758.00)	0
39010			0	1951	1910	(112.00)	0
39010			0	1958	1910	(500.00)	0
39010			0	1960	1910	(1,200.00)	0
39010			9	1912	1912	139,390.00	0
39010			0	1944	1912	(3,872.00)	0
39010			0	1951	1912	(112.00)	0
39010			0	1952	1912	(6,720.00)	0
39010			0	1973	1912	(250.00)	0
39010			0	1975	1912	(94.00)	0
39010			0	1981	1912	(5,051.00)	0
39010			0	1983	1912	(123,291.00)	0
39010			9	1913	1913	2,050.00	0
39010			0	1954	1913	(970.00)	0
39010			0	1956	1913	(1,080.00)	0
39010			9	1914	1914	10,760.00	0
39010			0	1950	1914	(1,300.00)	0
39010			0	1953	1914	(9,460.00)	0
39010			9	1915	1915	2,650.00	0
39010			0	1941	1915	(1,200.00)	0
39010			0	1944	1915	(1,450.00)	0
39010			9	1916	1916	2,000.00	0
39010			0	1942	1916	(2,000.00)	0
39010			9	1920	1920	14,648.00	0
39010			0	1951	1920	(1,255.00)	0
39010			0	1959	1920	(13,393.00)	0
39010			9	1922	1922	16,488.00	0
39010			0	1949	1922	(4,205.00)	0
39010			0	1951	1922	(12,283.00)	0
39010			9	1924	1924	27,500.00	0
39010			0	1939	1924	(27,500.00)	0
39010			9	1925	1925	23,315.00	0
39010			0	1956	1925	(23,315.00)	0
39010			9	1926	1926	10,562.00	0
39010			0	1949	1926	(400.00)	0
39010			0	1957	1926	(2,439.00)	0
39010			0	1958	1926	(60.00)	0

Charnas

AccountNumber	GroupNumber	CompanyNumber	TransactionCode	TransactionYear	InstallationYear	Amount	AdjustedTY
39010			0	1959	1926	(575.00)	0
39010			0	1961	1926	(7,088.00)	0
39010			9	1927	1927	6,762.00	0
39010			0	1958	1927	(6,762.00)	0
39010			9	1929	1929	450.00	0
39010			0	1961	1929	(450.00)	0
39010			9	1930	1930	20,638.00	0
39010			0	1994	1930	(546.00)	0
39010			0	1996	1930	(20,092.00)	0
39010			9	1934	1934	20,081.00	0
39010			0	1996	1934	(7,628.00)	0
39010			0	1998	1934	(12,453.00)	0
39010			9	1935	1935	2,000.00	0
39010			0	1958	1935	(2,000.00)	0
39010			9	1936	1936	1,659.00	0
39010			0	1959	1936	(1,659.00)	0
39010			9	1941	1941	60,556.96	0
39010			0	1979	1941	(3,689.00)	0
39010			0	1980	1941	(5,216.00)	0
39010			0	1984	1941	(1,500.00)	0
39010			0	1985	1941	(1,529.00)	0
39010			0	1990	1941	(26,457.00)	0
39010			2	2001	1941	(40.00)	0
39010			8	2011	1941	22,125.96	0
39010			9	1942	1942	1,027.76	0
39010			0	1996	1942	(175.00)	0
39010			0	2009	1942	(291.50)	0
39010			8	2011	1942	561.26	0
39010			0	2010	1944	-	0
39010			9	1946	1946	5,687.65	0
39010			0	1990	1946	(5,231.00)	0
39010			8	2011	1946	456.65	0
39010			9	1947	1947	5,308.39	0
39010			0	1956	1947	(400.00)	0
39010			0	1963	1947	(4,652.00)	0
39010			0	1994	1947	(160.00)	0
39010			0	1996	1947	(28.00)	0
39010			0	2009	1947	(68.39)	0
39010			9	1948	1948	200.00	0
39010			0	1990	1948	(111.00)	0
39010			0	1997	1948	(116.00)	0
39010			0	1998	1948	27.00	1997
39010			9	1949	1949	5,299.20	0
39010			0	1958	1949	(220.00)	0
39010			0	1969	1949	(526.00)	0
39010			0	1975	1949	(15.00)	0
39010			0	1990	1949	(4,311.00)	0
39010			8	2011	1949	227.20	0
39010			9	1950	1950	10,071.74	0
39010			0	1975	1950	(90.00)	0
39010			0	1985	1950	(871.00)	0
39010			0	1990	1950	(75.00)	0
39010			0	2007	1950	(6,562.71)	0
39010			8	2011	1950	2,473.03	0
39010			9	1951	1951	9,343.94	0
39010			0	1969	1951	(2,518.00)	0
39010			0	1990	1951	(56.00)	0
39010			0	1996	1951	(20.00)	0
39010			0	2001	1951	(20.00)	0
39010			0	2007	1951	(6,436.67)	0

Charnas

AccountNumber	GroupNumber	CompanyNumber	TransactionCode	TransactionYear	InstallationYear	Amount	AdjustedTY
39010			8	2011	1951	293.27	0
39010			9	1952	1952	13,997.55	0
39010			0	1968	1952	(64.00)	0
39010			0	1994	1952	(261.00)	0
39010			0	2006	1952	(11,206.53)	0
39010			0	2009	1952	(321.96)	0
39010			8	2011	1952	2,144.06	0
39010			9	1953	1953	1,187.83	0
39010			0	1994	1953	(158.00)	0
39010			0	2009	1953	(222.66)	0
39010			8	2011	1953	807.17	0
39010			9	1954	1954	6,647.00	0
39010			0	1960	1954	(1,254.00)	0
39010			0	1962	1954	(582.00)	0
39010			0	1963	1954	(2,789.00)	0
39010			0	1990	1954	(1,644.00)	0
39010			0	1994	1954	(265.00)	0
39010			0	1996	1954	(113.00)	0
39010			9	1955	1955	16,669.73	0
39010			0	1968	1955	(2,182.00)	0
39010			0	1969	1955	(2,708.00)	0
39010			0	1970	1955	(280.00)	0
39010			0	1975	1955	(105.00)	0
39010			0	1990	1955	(102.00)	0
39010			0	1996	1955	(2,121.00)	0
39010			8	2011	1955	9,171.73	0
39010			9	1956	1956	310,011.75	0
39010			0	1960	1956	(70.00)	0
39010			0	1963	1956	(105.00)	0
39010			0	1967	1956	(14,748.00)	0
39010			0	1968	1956	(869.00)	0
39010			0	1969	1956	(2,444.00)	0
39010			0	1972	1956	(150.00)	0
39010			0	1975	1956	(236.00)	0
39010			0	1976	1956	(2,000.00)	0
39010			0	1979	1956	(100.00)	0
39010			0	1982	1956	(1,500.00)	0
39010			0	1987	1956	(4,640.00)	0
39010			0	1990	1956	(342.00)	0
39010			3	1996	1956	(33.00)	0
39010			0	1996	1956	(787.00)	0
39010			2	2001	1956	(1,661.00)	0
39010			0	2007	1956	(10,523.31)	0
39010			0	2008	1956	(172.34)	0
39010			0	2009	1956	(131.83)	0
39010			0	2011	1956	(100.10)	0
39010			8	2011	1956	269,399.17	0
39010			9	1957	1957	12,574.81	0
39010			0	1958	1957	(78.00)	0
39010			0	1960	1957	(16.00)	0
39010			0	1967	1957	(1,200.00)	0
39010			0	1968	1957	(409.00)	0
39010			0	1988	1957	(3,623.00)	0
39010			0	1994	1957	(9,559.00)	0
39010			0	1995	1957	3,623.00	1988
39010			0	1996	1957	(929.00)	0
39010			0	2007	1957	(370.26)	0
39010			8	2011	1957	13.55	0
39010			9	1958	1958	333,514.94	0
39010			0	1969	1958	(2,601.00)	0

Charnas

AccountNumber	GroupNumber	CompanyNumber	TransactionCode	TransactionYear	InstallationYear	Amount	AdjustedTY
39010			0	1972	1958	(573.00)	0
39010			0	1974	1958	(48.00)	0
39010			0	1975	1958	(235.00)	0
39010			0	1984	1958	(500.00)	0
39010			0	1988	1958	(4.00)	0
39010			0	1990	1958	(3,278.00)	0
39010			0	1994	1958	(4.00)	0
39010			0	1995	1958	(1,556.00)	0
39010			0	1996	1958	(5,099.00)	0
39010			0	1997	1958	(1,035.00)	0
39010			0	2007	1958	(73,272.12)	0
39010			0	2011	1958	(179.06)	0
39010			8	2011	1958	245,130.76	0
39010			9	1959	1959	26,243.00	0
39010			0	1969	1959	(339.00)	0
39010			0	1975	1959	(62.00)	0
39010			0	1993	1959	(222.00)	0
39010			0	1996	1959	(25,620.00)	0
39010			9	1960	1960	211,180.00	0
39010			0	1968	1960	(1,535.00)	0
39010			0	1969	1960	(188.00)	0
39010			0	1973	1960	(1,049.00)	0
39010			0	1975	1960	(3,044.00)	0
39010			0	1977	1960	(1,742.00)	0
39010			0	1986	1960	(92,043.00)	0
39010			0	1990	1960	(350.00)	0
39010			0	1992	1960	(980.00)	0
39010			0	1994	1960	(186.00)	0
39010			0	1995	1960	(11,768.00)	0
39010			0	1996	1960	(17,003.00)	0
39010			0	1997	1960	(750.00)	0
39010			2	2001	1960	(2,423.00)	0
39010			0	2007	1960	(60,774.41)	0
39010			0	2010	1960	(1,291.15)	0
39010			0	2011	1960	(3,769.87)	0
39010			8	2011	1960	12,283.57	0
39010			9	1961	1961	56,551.00	0
39010			0	1968	1961	(87.00)	0
39010			0	1975	1961	(272.00)	0
39010			0	1983	1961	(400.00)	0
39010			0	1988	1961	(772.00)	0
39010			0	1990	1961	(294.00)	0
39010			0	1994	1961	(1,677.00)	0
39010			0	1995	1961	772.00	1994
39010			0	1996	1961	(3,422.00)	0
39010			0	1997	1961	(1,052.00)	0
39010			0	1998	1961	(796.00)	0
39010			0	1999	1961	(4,354.00)	0
39010			0	2001	1961	(214.00)	0
39010			8	2011	1961	43,983.00	0
39010			9	1962	1962	481,408.00	0
39010			0	1965	1962	(92.00)	0
39010			0	1969	1962	(1,594.00)	0
39010			0	1972	1962	(2,315.00)	0
39010			0	1975	1962	(828.00)	0
39010			0	1981	1962	(1,875.00)	0
39010			0	1987	1962	(6,486.00)	0
39010			0	1988	1962	(2,145.00)	0
39010			0	1989	1962	(2,608.00)	0
39010			3	1993	1962	43,489.00	0

Charnas

AccountNumber	GroupNumber	CompanyNumber	TransactionCode	TransactionYear	InstallationYear	Amount	AdjustedTY
39010			0	1996	1962	(37,387.00)	0
39010			0	1999	1962	(11.00)	0
39010			0	2001	1962	(859.00)	0
39010			0	2007	1962	(32,761.74)	0
39010			0	2007	1962	(4,801.76)	0
39010			0	2009	1962	(2,101.10)	0
39010			0	2009	1962	(21,013.33)	0
39010			0	2009	1962	(56.90)	0
39010			0	2011	1962	(29,061.83)	0
39010			0	2011	1962	(14,451.26)	0
39010			8	2011	1962	364,449.08	0
39010			9	1963	1963	117,922.00	0
39010			0	1967	1963	(9,377.00)	0
39010			0	1971	1963	(1,292.00)	0
39010			0	1974	1963	(40.00)	0
39010			0	1975	1963	(98.00)	0
39010			0	1977	1963	(1,154.00)	0
39010			0	1978	1963	(23,134.00)	0
39010			0	1979	1963	(3,875.00)	0
39010			0	1980	1963	(120.00)	0
39010			0	1988	1963	(460.00)	0
39010			0	1994	1963	(504.00)	0
39010			0	1995	1963	460.00	1988
39010			0	1996	1963	(32,101.00)	0
39010			0	1998	1963	5,312.00	1996
39010			0	1999	1963	(11,452.00)	0
39010			0	2004	1963	(3,726.14)	0
39010			0	2007	1963	(20,332.96)	0
39010			8	2011	1963	16,027.90	0
39010			9	1964	1964	39,048.00	0
39010			0	1967	1964	(6,839.00)	0
39010			0	1968	1964	(71.00)	0
39010			0	1971	1964	(180.00)	0
39010			0	1975	1964	(368.00)	0
39010			0	1981	1964	(841.00)	0
39010			0	1982	1964	(200.00)	0
39010			0	1994	1964	(13.00)	0
39010			0	1996	1964	(10,442.00)	0
39010			0	1999	1964	(20,094.00)	0
39010			9	1965	1965	114,475.00	0
39010			0	1972	1965	(250.00)	0
39010			0	1973	1965	(194.00)	0
39010			0	1983	1965	(799.00)	0
39010			0	1990	1965	(12,020.00)	0
39010			0	1996	1965	(2,428.00)	0
39010			0	1997	1965	(270.00)	0
39010			0	2007	1965	(1,047.93)	0
39010			0	2009	1965	(1,095.30)	0
39010			0	2011	1965	(409.60)	0
39010			8	2011	1965	95,961.17	0
39010			9	1966	1966	487,771.00	0
39010			0	1969	1966	(188.00)	0
39010			0	1970	1966	(25.00)	0
39010			0	1979	1966	(543.00)	0
39010			0	1980	1966	(2,150.00)	0
39010			0	1983	1966	(6,479.00)	0
39010			0	1984	1966	(1,768.00)	0
39010			0	1990	1966	(598.00)	0
39010			0	1991	1966	(3,851.00)	0
39010			0	1993	1966	(1,222.00)	0

Charnas

AccountNumber	GroupNumber	CompanyNumber	TransactionCode	TransactionYear	InstallationYear	Amount	AdjustedTY
39010			0	1994	1966	(3,329.00)	0
39010			0	1995	1966	(1,581.00)	0
39010			0	1996	1966	(23,330.00)	0
39010			0	1998	1966	167.00	1996
39010			0	1999	1966	(152.00)	0
39010			2	2001	1966	(92,628.00)	0
39010			0	2001	1966	(6,293.00)	0
39010			0	2007	1966	(20,390.98)	0
39010			0	2009	1966	(97.94)	0
39010			8	2011	1966	323,312.08	0
39010			9	1967	1967	280,617.00	0
39010			0	1968	1967	(270.00)	0
39010			0	1969	1967	(72.00)	0
39010			0	1975	1967	(5.00)	0
39010			0	1983	1967	(4,277.00)	0
39010			0	1984	1967	(2,849.00)	0
39010			0	1986	1967	(3,227.00)	0
39010			0	1988	1967	(2,180.00)	0
39010			0	1989	1967	(7,123.00)	0
39010			0	1992	1967	(14,532.00)	0
39010			0	1994	1967	(2,135.00)	0
39010			0	1995	1967	(4,706.00)	0
39010			0	1996	1967	(49,412.00)	0
39010			0	1998	1967	3,240.00	1996
39010			0	1999	1967	(23,646.00)	0
39010			2	2001	1967	(65,936.00)	0
39010			0	2001	1967	(2,081.00)	0
39010			0	2003	1967	(56,595.92)	0
39010			0	2007	1967	(468.68)	0
39010			0	2010	1967	(12,349.69)	0
39010			0	2011	1967	(997.19)	0
39010			0	2011	1967	(563.10)	0
39010			8	2011	1967	30,431.42	0
39010			9	1968	1968	28,102.00	0
39010			0	1970	1968	(30.00)	0
39010			0	1971	1968	(28.00)	0
39010			0	1974	1968	(200.00)	0
39010			0	1975	1968	(71.00)	0
39010			0	1978	1968	(600.00)	0
39010			0	1986	1968	(300.00)	0
39010			0	1993	1968	(1,344.00)	0
39010			0	1994	1968	52.00	1993
39010			0	1996	1968	(11,044.00)	0
39010			0	1998	1968	50.00	1996
39010			0	2000	1968	58.00	1996
39010			2	2001	1968	(186.00)	0
39010			0	2001	1968	(6,258.00)	0
39010			0	2004	1968	(1,151.42)	0
39010			0	2007	1968	(195.51)	0
39010			8	2011	1968	6,854.07	0
39010			9	1969	1969	569,887.00	0
39010			0	1975	1969	(66.00)	0
39010			0	1977	1969	(498.00)	0
39010			0	1979	1969	(2,600.00)	0
39010			0	1980	1969	(760.00)	0
39010			0	1982	1969	(500.00)	0
39010			0	1983	1969	(868.00)	0
39010			0	1987	1969	(1,797.00)	0
39010			0	1988	1969	(2,075.00)	0
39010			0	1993	1969	(2,292.00)	0

Charnas

AccountNumber	GroupNumber	CompanyNumber	TransactionCode	TransactionYear	InstallationYear	Amount	AdjustedTY
39010			0	1994	1969	(50,612.00)	0
39010			0	1995	1969	(5,896.00)	0
39010			0	1996	1969	(5,469.00)	0
39010			0	1997	1969	(759.00)	0
39010			0	1998	1969	(759.00)	0
39010			0	1999	1969	(2,921.00)	0
39010			2	2001	1969	(244,460.00)	0
39010			0	2001	1969	(2,329.00)	0
39010			0	2007	1969	(66,847.80)	0
39010			0	2009	1969	(313.98)	0
39010			8	2011	1969	178,064.22	0
39010			9	1970	1970	1,078,585.00	0
39010			0	1979	1970	(1,000.00)	0
39010			0	1980	1970	(1,470.00)	0
39010			0	1981	1970	(2,623.00)	0
39010			0	1982	1970	(3,018.00)	0
39010			0	1984	1970	(3,297.00)	0
39010			0	1986	1970	(1,681.00)	0
39010			0	1987	1970	(53,227.00)	0
39010			0	1988	1970	(6,146.00)	0
39010			0	1990	1970	(1,307.00)	0
39010			0	1991	1970	(229.00)	0
39010			3	1993	1970	317.00	0
39010			0	1994	1970	(634.00)	0
39010			0	1996	1970	(844.00)	0
39010			0	1997	1970	(2,279.00)	0
39010			0	2000	1970	(1,633.00)	0
39010			2	2001	1970	(63,061.00)	0
39010			0	2004	1970	(486.78)	0
39010			0	2007	1970	(263.83)	0
39010			0	2010	1970	(272.81)	0
39010			0	2011	1970	(273.90)	0
39010			8	2011	1970	935,155.68	0
39010			9	1971	1971	194,948.00	0
39010			0	1974	1971	(71.00)	0
39010			0	1975	1971	(192.00)	0
39010			0	1984	1971	(305.00)	0
39010			0	1987	1971	(12,314.00)	0
39010			0	1988	1971	(272.00)	0
39010			0	1992	1971	(559.00)	0
39010			0	1993	1971	(1,028.00)	0
39010			0	1994	1971	(4,812.00)	0
39010			0	1996	1971	(3,720.00)	0
39010			2	2001	1971	(933.00)	0
39010			0	2006	1971	(1,591.70)	0
39010			0	2007	1971	(7,543.76)	0
39010			0	2009	1971	(1,515.99)	0
39010			8	2011	1971	160,090.55	0
39010			9	1972	1972	676,037.00	0
39010			0	1975	1972	(409.00)	0
39010			0	1980	1972	(1,287.00)	0
39010			0	1981	1972	(1,500.00)	0
39010			0	1982	1972	(218.00)	0
39010			0	1986	1972	(400.00)	0
39010			0	1987	1972	(450.00)	0
39010			0	1988	1972	(80,415.00)	0
39010			0	1991	1972	(794.00)	0
39010			3	1993	1972	490.00	0
39010			0	1994	1972	(52.00)	0
39010			0	1996	1972	(3,495.00)	0

AccountNumber	GroupNumber	CompanyNumber	TransactionCode	TransactionYear	InstallationYear	Amount	AdjustedTY
39010			3	1997	1972	58,832.00	0
39010			2	2001	1972	(497.00)	0
39010			0	2003	1972	(240.28)	0
39010			0	2006	1972	(174.60)	0
39010			0	2007	1972	(4,471.26)	0
39010			0	2007	1972	(109,658.15)	0
39010			0	2009	1972	(1,322.72)	0
39010			0	2011	1972	(13,294.96)	0
39010			8	2011	1972	516,680.03	0
39010			9	1973	1973	260,360.00	0
39010			0	1975	1973	(674.00)	0
39010			0	1979	1973	(16,141.00)	0
39010			0	1980	1973	(1,471.00)	0
39010			0	1984	1973	(735.00)	0
39010			0	1986	1973	(1,220.00)	0
39010			0	1987	1973	(5,174.00)	0
39010			0	1989	1973	(736.00)	0
39010			0	1991	1973	(322.00)	0
39010			0	1992	1973	(2,012.00)	0
39010			0	1994	1973	(40,343.00)	0
39010			3	1996	1973	(244.00)	0
39010			0	1996	1973	(41,990.00)	0
39010			3	1997	1973	5,313.00	0
39010			0	1999	1973	(473.00)	0
39010			2	2001	1973	(607.00)	0
39010			0	2003	1973	(88.30)	0
39010			0	2006	1973	(48,179.47)	0
39010			3	2009	1973	(0.08)	0
39010			0	2009	1973	(22,806.39)	0
39010			0	2010	1973	(37,315.95)	0
39010			8	2011	1973	45,140.81	0
39010			9	1974	1974	210,053.00	0
39010			0	1975	1974	(500.00)	0
39010			0	1979	1974	(420.00)	0
39010			0	1987	1974	(4,559.00)	0
39010			0	1990	1974	(1,324.00)	0
39010			3	1993	1974	611.00	0
39010			0	1994	1974	(3,013.00)	0
39010			0	1996	1974	(3,392.00)	0
39010			2	2001	1974	(75,756.00)	0
39010			0	2003	1974	(388.08)	0
39010			0	2007	1974	(88,346.83)	0
39010			0	2009	1974	(1,181.86)	0
39010			0	2010	1974	(155.39)	0
39010			8	2011	1974	31,627.84	0
39010			9	1975	1975	177,283.00	0
39010			0	1986	1975	(2,207.00)	0
39010			0	1987	1975	(4,225.00)	0
39010			0	1988	1975	(1,996.00)	0
39010			0	1991	1975	(6,761.00)	0
39010			3	1993	1975	130.00	0
39010			0	1994	1975	(10,561.00)	0
39010			0	1996	1975	(1,026.00)	0
39010			3	1997	1975	5,425.00	0
39010			0	1999	1975	(4,416.00)	0
39010			0	2007	1975	(30,825.12)	0
39010			0	2009	1975	(836.65)	0
39010			0	2011	1975	(12,727.78)	0
39010			8	2011	1975	107,256.45	0
39010			9	1976	1976	127,528.00	0

AccountNumber	GroupNumber	CompanyNumber	TransactionCode	TransactionYear	InstallationYear	Amount	AdjustedTY
39010			0	1986	1976	(2,751.00)	0
39010			0	1995	1976	(2,804.00)	0
39010			0	1996	1976	(284.00)	0
39010			2	2001	1976	(1,026.00)	0
39010			0	2007	1976	30,825.12	0
39010			0	2007	1976	(151,488.12)	0
39010			9	1977	1977	218,968.00	0
39010			0	1986	1977	(431.00)	0
39010			0	1988	1977	(3,589.00)	0
39010			0	1994	1977	(172.00)	0
39010			0	1996	1977	(82,188.00)	0
39010			2	2001	1977	(184.00)	0
39010			0	2003	1977	(401.77)	0
39010			0	2007	1977	(5,329.45)	0
39010			0	2007	1977	(4,503.97)	0
39010			0	2009	1977	(2,592.59)	0
39010			0	2010	1977	(2,349.43)	0
39010			0	2010	1977	(169.90)	0
39010			8	2011	1977	117,056.89	0
39010			9	1978	1978	70,049.00	0
39010			0	1990	1978	(3,453.00)	0
39010			0	1996	1978	(45,966.00)	0
39010			0	1997	1978	(10,447.00)	0
39010			0	1998	1978	(2,097.00)	0
39010			0	1999	1978	(8,086.00)	0
39010			9	1979	1979	171,422.00	0
39010			0	1988	1979	(645.00)	0
39010			0	1994	1979	(4,291.00)	0
39010			0	1996	1979	(4,717.00)	0
39010			3	1997	1979	18,568.00	0
39010			0	1998	1979	(3,328.00)	0
39010			2	2001	1979	(71,526.00)	0
39010			0	2007	1979	(2,114.73)	0
39010			0	2009	1979	(1,950.95)	0
39010			0	2010	1979	(1,295.40)	0
39010			8	2011	1979	100,121.92	0
39010			9	1980	1980	175,979.00	0
39010			0	1987	1980	(2,108.00)	0
39010			0	1996	1980	(12,261.00)	0
39010			0	2000	1980	(18,947.00)	0
39010			2	2001	1980	(10,949.00)	0
39010			0	2001	1980	(1,616.00)	0
39010			0	2007	1980	(13,437.72)	0
39010			0	2009	1980	(32,647.66)	0
39010			0	2010	1980	(3,853.25)	0
39010			8	2011	1980	80,159.37	0
39010			9	1981	1981	1,922,761.00	0
39010			0	1996	1981	(41,458.00)	0
39010			2	2001	1981	(33,834.00)	0
39010			0	2003	1981	(53,978.39)	0
39010			0	2004	1981	(71,953.60)	0
39010			0	2006	1981	(59,020.87)	0
39010			0	2007	1981	(403.09)	0
39010			0	2009	1981	(16,502.43)	0
39010			0	2010	1981	(132,929.92)	0
39010			0	2011	1981	(3,001.58)	0
39010			8	2011	1981	1,509,679.12	0
39010			9	1982	1982	286,354.00	0
39010			0	1985	1982	(380.00)	0
39010			0	1987	1982	(247.00)	0

Charnas

AccountNumber	GroupNumber	CompanyNumber	TransactionCode	TransactionYear	InstallationYear	Amount	AdjustedTY
39010			3	1993	1982	(521.00)	0
39010			0	1994	1982	(485.00)	0
39010			0	1996	1982	(24,059.00)	0
39010			3	1997	1982	1,722.00	0
39010			0	1999	1982	(4,417.00)	0
39010			2	2001	1982	(1,791.00)	0
39010			0	2003	1982	(1,123.50)	0
39010			0	2007	1982	(7,897.22)	0
39010			0	2009	1982	(2,005.18)	0
39010			8	2011	1982	245,150.10	0
39010			9	1983	1983	689,797.00	0
39010			0	1986	1983	(1,203.00)	0
39010			0	1989	1983	(2,516.00)	0
39010			0	1990	1983	(1,522.00)	0
39010			0	1994	1983	(4,421.00)	0
39010			0	1996	1983	(12,592.00)	0
39010			0	1997	1983	(1,540.00)	0
39010			0	2001	1983	(46,702.00)	0
39010			0	2003	1983	(10,278.86)	0
39010			0	2006	1983	(2,530.00)	0
39010			0	2010	1983	(4,551.67)	0
39010			0	2011	1983	(16,545.01)	0
39010			0	2011	1983	(6,000.00)	0
39010			8	2011	1983	579,395.46	0
39010			9	1984	1984	444,701.00	0
39010			0	1989	1984	(779.00)	0
39010			0	1996	1984	(94,363.00)	0
39010			2	2001	1984	(816.00)	0
39010			0	2001	1984	(129,524.00)	0
39010			0	2006	1984	(3,015.01)	0
39010			0	2007	1984	(28,552.17)	0
39010			8	2011	1984	187,651.82	0
39010			9	1985	1985	1,372,285.00	0
39010			0	1988	1985	(620.00)	0
39010			0	1990	1985	(6,697.00)	0
39010			0	1994	1985	(620.00)	0
39010			0	1995	1985	620.00	1994
39010			0	1996	1985	(4,163.00)	0
39010			0	1999	1985	(3,681.00)	0
39010			0	2001	1985	(3,209.00)	0
39010			0	2006	1985	(17,691.43)	0
39010			0	2007	1985	(4,572.85)	0
39010			0	2009	1985	(13,956.00)	0
39010			8	2011	1985	1,317,694.72	0
39010			9	1986	1986	1,204,316.00	0
39010			9	1987	1986	927,198.00	0
39010			0	1989	1986	(788.00)	0
39010			0	1994	1986	(6,398.00)	0
39010			0	1996	1986	(20,136.00)	0
39010			3	1996	1986	(3,903.00)	0
39010			0	1996	1986	(35,675.00)	0
39010			0	1997	1986	(7,340.00)	0
39010			0	1998	1986	(3,337.00)	0
39010			0	1999	1986	(73,033.00)	0
39010			0	2000	1986	(720.00)	0
39010			0	2000	1986	(600.00)	0
39010			0	2001	1986	(103,398.00)	0
39010			0	2001	1986	(200,118.00)	0
39010			0	2006	1986	(9,301.72)	0
39010			0	2007	1986	(194,119.31)	0

Charnas

AccountNumber	GroupNumber	CompanyNumber	TransactionCode	TransactionYear	InstallationYear	Amount	AdjustedTY
39010			0	2007	1986	(709,759.45)	0
39010			0	2010	1986	(3,250.22)	0
39010			0	2011	1986	(11,008.49)	0
39010			0	2011	1986	(2,393.00)	0
39010			8	2011	1986	746,235.81	0
39010			9	1988	1988	839,398.00	0
39010			0	1995	1988	(7,788.00)	0
39010			0	1996	1988	(3,012.00)	0
39010			3	1997	1988	1,979.00	0
39010			0	1997	1988	(742.00)	0
39010			0	1998	1988	591.00	1997
39010			0	1999	1988	(1,047.00)	0
39010			2	2001	1988	(4,381.00)	0
39010			0	2003	1988	(5,467.38)	0
39010			0	2004	1988	(2,503.59)	0
39010			0	2007	1988	(20,560.44)	0
39010			0	2009	1988	(3,805.55)	0
39010			0	2010	1988	(8,633.11)	0
39010			0	2011	1988	(4,196.44)	0
39010			8	2011	1988	779,831.49	0
39010			9	1989	1989	6,517,183.00	0
39010			3	1993	1989	(700.00)	0
39010			3	1996	1989	(509.00)	0
39010			0	1996	1989	(8,247.00)	0
39010			0	1997	1989	(15,007.00)	0
39010			0	1998	1989	(1,542.00)	0
39010			0	2001	1989	(3,349.00)	0
39010			0	2003	1989	(142,610.41)	0
39010			0	2004	1989	(17,120.10)	0
39010			0	2007	1989	(17,985.09)	0
39010			0	2009	1989	(42,760.08)	0
39010			8	2011	1989	6,267,353.32	0
39010			9	1990	1990	1,017,783.00	0
39010			0	1994	1990	(3,372.00)	0
39010			0	1999	1990	(9,716.00)	0
39010			2	2001	1990	(2,721.00)	0
39010			0	2001	1990	(3,432.00)	0
39010			0	2007	1990	(216,374.01)	0
39010			0	2011	1990	(9,311.91)	0
39010			8	2011	1990	772,856.08	0
39010			9	1991	1991	952,732.00	0
39010			0	1994	1991	(1,387.00)	0
39010			3	1996	1991	(50,847.00)	0
39010			0	1996	1991	(9,416.00)	0
39010			0	1998	1991	(263,836.00)	0
39010			0	2001	1991	(90,399.00)	0
39010			0	2003	1991	(11,525.15)	0
39010			0	2006	1991	(3,966.00)	0
39010			0	2007	1991	(199,420.44)	0
39010			0	2009	1991	(1,605.55)	0
39010			0	2010	1991	(1,052.32)	0
39010			8	2011	1991	319,277.54	0
39010			9	1992	1992	379,670.00	0
39010			3	1993	1992	1,041,073.00	0
39010			3	1998	1992	(280,023.00)	0
39010			0	1998	1992	(326.00)	0
39010			0	2000	1992	(10,615.00)	0
39010			0	2001	1992	(8,516.00)	0
39010			0	2003	1992	(6,095.34)	0
39010			0	2006	1992	(35,029.56)	0

AccountNumber	GroupNumber	CompanyNumber	TransactionCode	TransactionYear	InstallationYear	Amount	AdjustedTY
39010			0	2006	1992	(2,435.00)	0
39010			0	2007	1992	(169,177.93)	0
39010			0	2007	1992	(10,702.67)	0
39010			8	2011	1992	897,822.50	0
39010			9	1993	1993	723,879.00	0
39010			3	1996	1993	2,488.00	0
39010			3	1997	1993	72,093.00	0
39010			3	1998	1993	(798,460.00)	0
39010			9	1994	1994	1,426,058.00	0
39010			0	1999	1994	(5,037.00)	0
39010			2	2001	1994	(445,880.00)	0
39010			0	2001	1994	(13,721.00)	0
39010			0	2003	1994	(3,105.50)	0
39010			0	2006	1994	(23,951.87)	0
39010			0	2007	1994	(106,850.12)	0
39010			0	2009	1994	(3,922.00)	0
39010			8	2011	1994	823,590.51	0
39010			9	1995	1995	3,674,786.00	0
39010			3	1995	1995	1,507,702.00	0
39010			3	1997	1995	32,120.00	0
39010			3	1998	1995	(2,997.00)	0
39010			2	2001	1995	(1,496,302.00)	0
39010			2	2001	1995	(244,721.00)	0
39010			0	2007	1995	(165,988.40)	0
39010			0	2009	1995	(3,102.00)	0
39010			0	2010	1995	(1,706.98)	0
39010			8	2011	1995	3,299,790.62	0
39010			9	1996	1996	1,162,491.00	0
39010			3	1996	1996	(14,527.00)	0
39010			3	1997	1996	2,067.00	0
39010			3	1998	1996	(46,148.00)	0
39010			0	1999	1996	(9,193.00)	0
39010			2	2001	1996	(118,562.00)	0
39010			0	2001	1996	(4,003.00)	0
39010			0	2007	1996	(12,638.68)	0
39010			8	2011	1996	959,486.32	0
39010			9	1997	1997	306,235.00	0
39010			3	1999	1997	(5,163.00)	0
39010			2	2001	1997	(17,692.00)	0
39010			0	2001	1997	(13,755.00)	0
39010			0	2003	1997	(3,746.23)	0
39010			0	2007	1997	(34,247.44)	0
39010			0	2009	1997	(16,704.43)	0
39010			8	2011	1997	214,926.90	0
39010			9	1998	1998	471,398.00	0
39010			3	1998	1998	(193,492.00)	0
39010			2	2001	1998	(5,615.00)	0
39010			0	2004	1998	(12,224.83)	0
39010			0	2007	1998	(28,485.61)	0
39010			8	2011	1998	231,580.56	0
39010			9	1999	1999	814,741.00	0
39010			2	2001	1999	(46,963.00)	0
39010			0	2001	1999	(124,616.00)	0
39010			0	2007	1999	(40,557.18)	0
39010			0	2009	1999	(3,921.57)	0
39010			0	2010	1999	(3,206.00)	0
39010			8	2011	1999	595,477.25	0
39010			9	2000	2000	604,131.00	0
39010			2	2001	2000	(1,119.00)	0
39010			0	2003	2000	(2,531.40)	0

AccountNumber	GroupNumber	CompanyNumber	TransactionCode	TransactionYear	InstallationYear	Amount	AdjustedTY
39010			0	2006	2000	(7,419.00)	0
39010			0	2007	2000	(70,735.16)	0
39010			3	2009	2000	16,714.18	0
39010			0	2010	2000	(8,781.10)	0
39010			0	2011	2000	(8,404.95)	0
39010			8	2011	2000	521,854.57	0
39010			9	2001	2001	1,004,807.00	0
39010			0	2006	2001	(4,671.56)	0
39010			3	2009	2001	190,198.80	0
39010			0	2009	2001	(112,374.07)	0
39010			0	2010	2001	(2,747.12)	0
39010			8	2011	2001	1,075,213.05	0
39010			9	2002	2002	87,812.00	0
39010			0	2006	2002	(103,060.42)	0
39010			3	2009	2002	176,752.88	2006
39010			8	2011	2002	161,504.46	0
39010			9	2003	2003	1,748,435.11	0
39010			3	2003	2003	(13,366.50)	0
39010			0	2006	2003	(3,393.00)	0
39010			3	2009	2003	21,529.16	0
39010			8	2011	2003	1,753,204.77	0
39010			9	2004	2004	283,862.22	0
39010			0	2007	2004	(5,970.13)	0
39010			3	2009	2004	39,479.28	0
39010			8	2011	2004	317,371.37	0
39010			9	2005	2005	1,228,991.20	0
39010			8	2011	2005	1,228,991.20	0
39010			9	2006	2006	708,433.87	0
39010			3	2009	2006	17,360.35	0
39010			8	2011	2006	725,794.22	0
39010			9	2007	2007	281,229.12	0
39010			3	2007	2007	262.24	0
39010			3	2009	2007	861,839.18	0
39010			3	2009	2007	15,115.54	0
39010			0	2010	2007	(4,503.31)	0
39010			0	2011	2007	(22,996.88)	0
39010			8	2011	2007	1,130,945.89	0
39010			9	2008	2008	4,392,985.72	0
39010			9	2008	2008	406,107.39	0
39010			9	2009	2008	(233,072.58)	0
39010			3	2009	2008	61,631.94	0
39010			9	2010	2008	(122,846.46)	0
39010			0	2010	2008	(1,000.00)	0
39010			8	2011	2008	4,503,806.01	0
39010			9	2009	2009	2,812,207.85	0
39010			8	2011	2009	2,812,207.85	0
39010			9	2010	2010	1,251,946.75	0
39010			9	2011	2010	153,066.55	0
39010			8	2011	2010	1,405,013.30	0
39010			9	2011	2011	3,005,319.46	0
39010			9	2011	2011	(65,303.89)	0
39010			9	2011	2011	216,356.71	0
39010			9	2011	2011	4,753,730.57	0
39010			8	2011	2011	7,910,102.85	0
39020			9	1951	1951	285.27	0
39020			0	2006	1951	(285.27)	0
39020			9	1954	1954	172.93	0
39020			8	2011	1954	172.93	0
39020			9	1958	1958	683.16	0
39020			0	2006	1958	(683.16)	0

Charnas

AccountNumber	GroupNumber	CompanyNumber	TransactionCode	TransactionYear	InstallationYear	Amount	AdjustedTY
39020			9	1960	1960	815.64	0
39020			0	2006	1960	(90.41)	0
39020			8	2011	1960	725.23	0
39020			9	1961	1961	65.47	0
39020			0	2006	1961	(65.47)	0
39020			9	1962	1962	15,146.20	0
39020			0	2006	1962	(7,940.87)	0
39020			8	2011	1962	7,205.33	0
39020			9	1963	1963	3,396.39	0
39020			0	2006	1963	(2,997.03)	0
39020			8	2011	1963	399.36	0
39020			9	1966	1966	623.09	0
39020			8	2011	1966	623.09	0
39020			9	1967	1967	4,527.38	0
39020			0	2006	1967	(4,061.97)	0
39020			8	2011	1967	465.41	0
39020			9	1968	1968	2,505.57	0
39020			0	2006	1968	(2,505.57)	0
39020			9	1969	1969	15,116.13	0
39020			0	2006	1969	(15,116.13)	0
39020			9	1970	1970	405.94	0
39020			8	2011	1970	405.94	0
39020			9	1971	1971	6,887.47	0
39020			0	2006	1971	(5,723.30)	0
39020			8	2011	1971	1,164.17	0
39020			9	1972	1972	2,045.02	0
39020			0	2006	1972	(2,045.02)	0
39020			9	1973	1973	131.45	0
39020			8	2011	1973	131.45	0
39020			9	1974	1974	186.50	0
39020			8	2011	1974	186.50	0
39020			9	1975	1975	6,296.54	0
39020			0	2001	1975	(2,662.00)	0
39020			0	2006	1975	(3,634.54)	0
39020			9	1977	1977	494.88	0
39020			0	2006	1977	(346.79)	0
39020			8	2011	1977	148.09	0
39020			9	1978	1978	9,566.76	0
39020			0	2006	1978	(5,641.82)	0
39020			8	2011	1978	3,924.94	0
39020			9	1979	1979	5,369.24	0
39020			0	2006	1979	(328.98)	0
39020			8	2011	1979	5,040.26	0
39020			9	1980	1980	1,893.53	0
39020			0	2006	1980	(1,055.92)	0
39020			8	2011	1980	837.61	0
39020			9	1981	1981	60,437.20	0
39020			0	2003	1981	(8,779.17)	0
39020			8	2011	1981	51,658.03	0
39020			9	1982	1982	5,135.37	0
39020			0	2006	1982	(783.46)	0
39020			8	2011	1982	4,351.91	0
39020			9	1983	1983	18,457.70	0
39020			8	2011	1983	18,457.70	0
39020			9	1984	1984	2,962.72	0
39020			0	2006	1984	(1,043.07)	0
39020			8	2011	1984	1,919.65	0
39020			9	1985	1985	10,670.24	0
39020			8	2011	1985	10,670.24	0
39020			9	1986	1986	4,221.73	0

Charnas

AccountNumber	GroupNumber	CompanyNumber	TransactionCode	TransactionYear	InstallationYear	Amount	AdjustedTY
39020			8	2011	1986	4,221.73	0
39020			9	1987	1987	3,902.50	0
39020			8	2011	1987	3,902.50	0
39020			9	1988	1988	4,433.34	0
39020			8	2011	1988	4,433.34	0
39020			9	1989	1989	128,940.66	0
39020			0	2006	1989	(7,220.15)	0
39020			8	2011	1989	121,720.51	0
39020			9	1990	1990	2,648.54	0
39020			0	2006	1990	(2,648.54)	0
39020			9	1991	1991	47,699.81	0
39020			0	2006	1991	(4,922.48)	0
39020			8	2011	1991	42,777.33	0
39020			9	1992	1992	3,048.11	0
39020			0	2006	1992	(2,009.50)	0
39020			8	2011	1992	1,038.61	0
39020			9	1993	1993	67,581.09	0
39020			0	2006	1993	(64,947.73)	0
39020			8	2011	1993	2,633.36	0
39020			9	1994	1994	65,339.31	0
39020			0	2006	1994	(2,788.00)	0
39020			8	2011	1994	62,551.31	0
39020			9	1995	1995	8,324.90	0
39020			0	2006	1995	(1,125.43)	0
39020			8	2011	1995	7,199.47	0
39020			9	1996	1996	44,496.81	0
39020			0	2006	1996	(4,256.40)	0
39020			8	2011	1996	40,240.41	0
39020			9	1997	1997	5,162.61	0
39020			0	2006	1997	(5,162.61)	0
39020			9	1998	1998	20,578.83	0
39020			0	2006	1998	(4,306.94)	0
39020			8	2011	1998	16,271.89	0
39020			9	1999	1999	2,747.75	0
39020			8	2011	1999	2,747.75	0
39020			9	2000	2000	113,747.39	0
39020			8	2011	2000	113,747.39	0
39020			9	2002	2002	70,369.20	0
39020			0	2006	2002	(70,369.20)	0
39110			9	1903	1903	2,173.00	0
39110			0	1960	1903	(2,173.00)	0
39110			9	1904	1904	3,437.00	0
39110			0	1964	1904	(1,045.00)	0
39110			0	1965	1904	(2,392.00)	0
39110			9	1905	1905	11,390.00	0
39110			0	1960	1905	(7,232.00)	0
39110			0	1965	1905	(4,158.00)	0
39110			9	1922	1922	5,552.00	0
39110			0	1942	1922	(982.00)	0
39110			0	1943	1922	(4,570.00)	0
39110			9	1923	1923	10,000.00	0
39110			0	1943	1923	(882.00)	0
39110			0	1944	1923	(6,271.00)	0
39110			0	1945	1923	(2,847.00)	0
39110			9	1924	1924	10,000.00	0
39110			0	1945	1924	(953.00)	0
39110			0	1946	1924	(1,362.00)	0
39110			0	1947	1924	(7,685.00)	0
39110			9	1925	1925	10,000.00	0
39110			0	1947	1925	(10,000.00)	0

Charnas

AccountNumber	GroupNumber	CompanyNumber	TransactionCode	TransactionYear	InstallationYear	Amount	AdjustedTY
39110			9	1926	1926	15,000.00	0
39110			0	1947	1926	(94.00)	0
39110			0	1948	1926	(3,356.00)	0
39110			0	1949	1926	(2,485.00)	0
39110			0	1950	1926	(9,065.00)	0
39110			9	1927	1927	15,000.00	0
39110			0	1950	1927	(1,900.00)	0
39110			0	1951	1927	(6,569.00)	0
39110			0	1952	1927	(6,531.00)	0
39110			9	1928	1928	15,000.00	0
39110			0	1952	1928	(7,053.00)	0
39110			0	1953	1928	(7,947.00)	0
39110			9	1929	1929	10,000.00	0
39110			0	1953	1929	(10,000.00)	0
39110			9	1930	1930	10,000.00	0
39110			0	1953	1930	(10,000.00)	0
39110			9	1931	1931	5,000.00	0
39110			0	1953	1931	(5,000.00)	0
39110			9	1932	1932	5,000.00	0
39110			0	1953	1932	(5,000.00)	0
39110			9	1933	1933	5,000.00	0
39110			0	1953	1933	(5,000.00)	0
39110			9	1934	1934	8,000.00	0
39110			0	1953	1934	(8,000.00)	0
39110			9	1935	1935	10,000.00	0
39110			0	1953	1935	(7,974.00)	0
39110			0	1954	1935	(2,026.00)	0
39110			9	1936	1936	15,094.00	0
39110			0	1954	1936	(3,598.00)	0
39110			0	1955	1936	(11,402.00)	0
39110			0	1956	1936	(94.00)	0
39110			9	1937	1937	20,023.00	0
39110			0	1956	1937	(4,992.00)	0
39110			0	1957	1937	(3,541.00)	0
39110			0	1958	1937	(5,490.00)	0
39110			0	1959	1937	(6,000.00)	0
39110			9	1938	1938	5,455.00	0
39110			0	1959	1938	(2,945.00)	0
39110			0	1961	1938	(2,316.00)	0
39110			0	1964	1938	(194.00)	0
39110			9	1939	1939	9,795.00	0
39110			0	1961	1939	(3,358.00)	0
39110			0	1962	1939	(5,737.00)	0
39110			0	1974	1939	(75.00)	0
39110			0	1975	1939	(625.00)	0
39110			9	1940	1940	15,371.00	0
39110			0	1962	1940	(2,580.00)	0
39110			0	1963	1940	(1,881.00)	0
39110			0	1966	1940	(1,993.00)	0
39110			0	1967	1940	(5,882.00)	0
39110			0	1975	1940	(3,035.00)	0
39110			9	1941	1941	21,255.00	0
39110			0	1967	1941	(3,567.00)	0
39110			0	1968	1941	(1,251.00)	0
39110			0	1969	1941	(323.00)	0
39110			0	1970	1941	(4,594.00)	0
39110			0	1971	1941	(452.00)	0
39110			0	1973	1941	(2,004.00)	0
39110			0	1975	1941	(627.00)	0
39110			0	1976	1941	(7,556.00)	0

Charnas

AccountNumber	GroupNumber	CompanyNumber	TransactionCode	TransactionYear	InstallationYear	Amount	AdjustedTY
39110			0	1979	1941	(881.00)	0
39110			9	1942	1942	5,574.00	0
39110			0	1971	1942	(3,226.00)	0
39110			0	1975	1942	(13.00)	0
39110			0	1976	1942	(1,385.00)	0
39110			0	1977	1942	(141.00)	0
39110			0	1978	1942	(106.00)	0
39110			0	1980	1942	(703.00)	0
39110			9	1943	1943	2,069.00	0
39110			0	1971	1943	(282.00)	0
39110			0	1975	1943	(11.00)	0
39110			0	1976	1943	(34.00)	0
39110			0	1981	1943	(1,742.00)	0
39110			9	1944	1944	4,307.00	0
39110			0	1972	1944	(863.00)	0
39110			0	1975	1944	(108.00)	0
39110			0	1976	1944	(289.00)	0
39110			0	1981	1944	(3,047.00)	0
39110			9	1945	1945	3,844.00	0
39110			0	1966	1945	(827.00)	0
39110			0	1974	1945	(50.00)	0
39110			0	1975	1945	(81.00)	0
39110			0	1976	1945	(277.00)	0
39110			0	1980	1945	(54.00)	0
39110			0	1981	1945	(2,555.00)	0
39110			9	1946	1946	9,362.00	0
39110			0	1973	1946	(23.00)	0
39110			0	1974	1946	(60.00)	0
39110			0	1975	1946	(467.00)	0
39110			0	1976	1946	(129.00)	0
39110			0	1980	1946	(34.00)	0
39110			0	1981	1946	(3,488.00)	0
39110			0	1982	1946	(223.00)	0
39110			0	1983	1946	(618.00)	0
39110			0	1984	1946	(1,511.00)	0
39110			0	1997	1946	(1,467.00)	0
39110			0	1997	1946	(1,342.00)	0
39110			9	1947	1947	12,779.00	0
39110			0	1965	1947	(135.00)	0
39110			0	1966	1947	(1,150.00)	0
39110			0	1975	1947	(72.00)	0
39110			0	1976	1947	(351.00)	0
39110			0	1980	1947	(251.00)	0
39110			0	1984	1947	(10,226.00)	0
39110			0	1997	1947	(594.00)	0
39110			9	1948	1948	7,845.00	0
39110			0	1963	1948	(242.00)	0
39110			0	1964	1948	(141.00)	0
39110			0	1969	1948	(310.00)	0
39110			0	1974	1948	(42.00)	0
39110			0	1975	1948	(44.00)	0
39110			0	1976	1948	(595.00)	0
39110			0	1977	1948	(93.00)	0
39110			0	1980	1948	(285.00)	0
39110			0	1984	1948	(647.00)	0
39110			0	1997	1948	(5,446.00)	0
39110			9	1949	1949	15,050.00	0
39110			0	1969	1949	(394.00)	0
39110			0	1973	1949	(133.00)	0
39110			0	1975	1949	(652.00)	0

AccountNumber	GroupNumber	CompanyNumber	TransactionCode	TransactionYear	InstallationYear	Amount	AdjustedTY
39110			0	1976	1949	(511.00)	0
39110			0	1977	1949	(59.00)	0
39110			0	1979	1949	(785.00)	0
39110			0	1980	1949	(986.00)	0
39110			0	1984	1949	(11,530.00)	0
39110			9	1950	1950	47,286.00	0
39110			0	1964	1950	(286.00)	0
39110			0	1972	1950	(4,837.00)	0
39110			0	1973	1950	(504.00)	0
39110			0	1974	1950	(49.00)	0
39110			0	1975	1950	(97.00)	0
39110			0	1976	1950	(839.00)	0
39110			0	1977	1950	(127.00)	0
39110			0	1979	1950	(900.00)	0
39110			0	1980	1950	(1,847.00)	0
39110			0	1984	1950	(37,800.00)	0
39110			9	1951	1951	26,105.00	0
39110			0	1965	1951	(4,837.00)	0
39110			0	1966	1951	(161.00)	0
39110			0	1974	1951	(772.00)	0
39110			0	1975	1951	(841.00)	0
39110			0	1976	1951	(971.00)	0
39110			0	1977	1951	(1,151.00)	0
39110			0	1978	1951	(1,935.00)	0
39110			0	1979	1951	(861.00)	0
39110			0	1980	1951	(2,245.00)	0
39110			0	1984	1951	(11,455.00)	0
39110			0	1997	1951	(876.00)	0
39110			9	1952	1952	74,525.00	0
39110			0	1963	1952	(1,711.00)	0
39110			0	1964	1952	(196.00)	0
39110			0	1965	1952	(475.00)	0
39110			0	1966	1952	(1,146.00)	0
39110			0	1969	1952	(1,549.00)	0
39110			0	1972	1952	(533.00)	0
39110			0	1973	1952	(2,059.00)	0
39110			0	1974	1952	(781.00)	0
39110			0	1975	1952	(6,468.00)	0
39110			0	1976	1952	(2,727.00)	0
39110			0	1977	1952	(3,357.00)	0
39110			0	1978	1952	(1,032.00)	0
39110			0	1979	1952	(512.00)	0
39110			0	1980	1952	(7,710.00)	0
39110			0	1984	1952	(42,327.00)	0
39110			0	1996	1952	(10.00)	0
39110			0	1997	1952	(1,932.00)	0
39110			9	1953	1953	46,283.00	0
39110			0	1963	1953	(297.00)	0
39110			0	1964	1953	(846.00)	0
39110			0	1966	1953	(71.00)	0
39110			0	1969	1953	(979.00)	0
39110			0	1972	1953	(661.00)	0
39110			0	1974	1953	(33.00)	0
39110			0	1975	1953	(3,803.00)	0
39110			0	1976	1953	(7,105.00)	0
39110			0	1977	1953	(138.00)	0
39110			0	1979	1953	(2,216.00)	0
39110			0	1980	1953	(8,258.00)	0
39110			0	1984	1953	(21,172.00)	0
39110			0	1988	1953	(376.00)	0

AccountNumber	GroupNumber	CompanyNumber	TransactionCode	TransactionYear	InstallationYear	Amount	AdjustedTY
39110			0	1997	1953	(328.00)	0
39110			9	1954	1954	26,223.00	0
39110			0	1960	1954	(125.00)	0
39110			0	1961	1954	(1,057.00)	0
39110			0	1962	1954	(907.00)	0
39110			0	1965	1954	(46.00)	0
39110			0	1966	1954	(864.00)	0
39110			0	1967	1954	(339.00)	0
39110			0	1968	1954	(455.00)	0
39110			0	1969	1954	(706.00)	0
39110			0	1970	1954	(346.00)	0
39110			0	1971	1954	(79.00)	0
39110			0	1975	1954	(837.00)	0
39110			0	1976	1954	(3,010.00)	0
39110			0	1977	1954	(227.00)	0
39110			0	1979	1954	(1,071.00)	0
39110			0	1980	1954	(1,794.00)	0
39110			0	1981	1954	(194.00)	0
39110			0	1982	1954	(79.00)	0
39110			0	1984	1954	(12,125.00)	0
39110			0	1997	1954	(1,962.00)	0
39110			9	1955	1955	30,329.00	0
39110			0	1960	1955	(27.00)	0
39110			0	1963	1955	(2,968.00)	0
39110			0	1965	1955	(972.00)	0
39110			0	1966	1955	(134.00)	0
39110			0	1967	1955	(60.00)	0
39110			0	1968	1955	(900.00)	0
39110			0	1972	1955	(216.00)	0
39110			0	1973	1955	(275.00)	0
39110			0	1974	1955	(856.00)	0
39110			0	1975	1955	(359.00)	0
39110			0	1976	1955	(2,193.00)	0
39110			0	1977	1955	(156.00)	0
39110			0	1979	1955	(1,744.00)	0
39110			0	1980	1955	(1,711.00)	0
39110			0	1982	1955	(268.00)	0
39110			0	1984	1955	(8,892.00)	0
39110			0	1997	1955	(8,598.00)	0
39110			9	1956	1956	53,376.00	0
39110			0	1961	1956	(1,281.00)	0
39110			0	1963	1956	(708.00)	0
39110			0	1964	1956	(1,328.00)	0
39110			0	1965	1956	(672.00)	0
39110			0	1966	1956	(420.00)	0
39110			0	1967	1956	(16.00)	0
39110			0	1968	1956	(1,311.00)	0
39110			0	1969	1956	(1,155.00)	0
39110			0	1970	1956	(246.00)	0
39110			0	1971	1956	(1,164.00)	0
39110			0	1972	1956	(439.00)	0
39110			0	1973	1956	(376.00)	0
39110			0	1974	1956	(446.00)	0
39110			0	1975	1956	(2,983.00)	0
39110			0	1976	1956	(2,237.00)	0
39110			0	1977	1956	(166.00)	0
39110			0	1979	1956	(1,350.00)	0
39110			0	1980	1956	(1,170.00)	0
39110			0	1981	1956	(228.00)	0
39110			0	1982	1956	(72.00)	0

Charnas

AccountNumber	GroupNumber	CompanyNumber	TransactionCode	TransactionYear	InstallationYear	Amount	AdjustedTY
39110			0	1984	1956	(32,493.00)	0
39110			3	1996	1956	33.00	0
39110			0	1997	1956	(3,148.00)	0
39110			9	1957	1957	13,659.00	0
39110			0	1963	1957	(469.00)	0
39110			0	1964	1957	(239.00)	0
39110			0	1965	1957	(880.00)	0
39110			0	1968	1957	(497.00)	0
39110			0	1969	1957	(1,046.00)	0
39110			0	1970	1957	(438.00)	0
39110			0	1971	1957	(1,023.00)	0
39110			0	1972	1957	(140.00)	0
39110			0	1973	1957	(211.00)	0
39110			0	1974	1957	(383.00)	0
39110			0	1975	1957	(691.00)	0
39110			0	1976	1957	(1,185.00)	0
39110			0	1977	1957	(72.00)	0
39110			0	1980	1957	(1,094.00)	0
39110			0	1981	1957	(613.00)	0
39110			0	1982	1957	(186.00)	0
39110			0	1983	1957	(60.00)	0
39110			0	1997	1957	(4,432.00)	0
39110			9	1958	1958	51,827.00	0
39110			0	1960	1958	(96.00)	0
39110			0	1966	1958	(501.00)	0
39110			0	1967	1958	(142.00)	0
39110			0	1968	1958	(1,019.00)	0
39110			0	1969	1958	(502.00)	0
39110			0	1970	1958	(878.00)	0
39110			0	1971	1958	(3,612.00)	0
39110			0	1972	1958	(1,108.00)	0
39110			0	1973	1958	(1,417.00)	0
39110			0	1975	1958	(1,082.00)	0
39110			0	1976	1958	(3,322.00)	0
39110			0	1977	1958	(805.00)	0
39110			0	1979	1958	(363.00)	0
39110			0	1980	1958	(3,348.00)	0
39110			0	1981	1958	(638.00)	0
39110			0	1982	1958	(826.00)	0
39110			0	1983	1958	(502.00)	0
39110			0	1984	1958	(25,207.00)	0
39110			0	1994	1958	(894.00)	0
39110			0	1997	1958	(5,565.00)	0
39110			9	1959	1959	20,652.00	0
39110			0	1964	1959	(383.00)	0
39110			0	1965	1959	(247.00)	0
39110			0	1967	1959	(993.00)	0
39110			0	1969	1959	(1,005.00)	0
39110			0	1970	1959	(1,910.00)	0
39110			0	1971	1959	(1,190.00)	0
39110			0	1972	1959	(204.00)	0
39110			0	1973	1959	(1,396.00)	0
39110			0	1974	1959	(497.00)	0
39110			0	1975	1959	(1,407.00)	0
39110			0	1976	1959	(1,048.00)	0
39110			0	1977	1959	(330.00)	0
39110			0	1979	1959	(612.00)	0
39110			0	1980	1959	(3,639.00)	0
39110			0	1981	1959	(430.00)	0
39110			0	1997	1959	(5,361.00)	0

Charnas

AccountNumber	GroupNumber	CompanyNumber	TransactionCode	TransactionYear	InstallationYear	Amount	AdjustedTY
39110			9	1960	1960	47,215.00	0
39110			0	1964	1960	(351.00)	0
39110			0	1965	1960	(699.00)	0
39110			0	1968	1960	(624.00)	0
39110			0	1970	1960	(967.00)	0
39110			0	1971	1960	(1,242.00)	0
39110			0	1972	1960	(891.00)	0
39110			0	1973	1960	(1,184.00)	0
39110			0	1974	1960	(331.00)	0
39110			0	1975	1960	(1,442.00)	0
39110			0	1976	1960	(1,827.00)	0
39110			0	1977	1960	(428.00)	0
39110			0	1979	1960	(66.00)	0
39110			0	1980	1960	(1,364.00)	0
39110			0	1981	1960	(278.00)	0
39110			0	1982	1960	(320.00)	0
39110			0	1984	1960	(29,108.00)	0
39110			0	1989	1960	(540.00)	0
39110			0	1997	1960	(5,553.00)	0
39110			9	1961	1961	26,118.00	0
39110			0	1963	1961	(424.00)	0
39110			0	1966	1961	(568.00)	0
39110			0	1968	1961	(439.00)	0
39110			0	1969	1961	(156.00)	0
39110			0	1970	1961	(789.00)	0
39110			0	1971	1961	(590.00)	0
39110			0	1973	1961	(2,319.00)	0
39110			0	1975	1961	(1,176.00)	0
39110			0	1976	1961	(1,521.00)	0
39110			0	1977	1961	(1,308.00)	0
39110			0	1979	1961	(1,058.00)	0
39110			0	1980	1961	(1,413.00)	0
39110			0	1981	1961	(377.00)	0
39110			0	1983	1961	(459.00)	0
39110			0	1984	1961	(7,661.00)	0
39110			0	1997	1961	(5,860.00)	0
39110			9	1962	1962	93,282.00	0
39110			0	1966	1962	(369.00)	0
39110			0	1967	1962	(193.00)	0
39110			0	1968	1962	(300.00)	0
39110			0	1969	1962	(318.00)	0
39110			0	1970	1962	(567.00)	0
39110			0	1972	1962	(539.00)	0
39110			0	1973	1962	(920.00)	0
39110			0	1974	1962	(561.00)	0
39110			0	1975	1962	(3,425.00)	0
39110			0	1976	1962	(3,676.00)	0
39110			0	1977	1962	(102.00)	0
39110			0	1978	1962	(2,346.00)	0
39110			0	1979	1962	(694.00)	0
39110			0	1980	1962	(11,204.00)	0
39110			0	1982	1962	(526.00)	0
39110			0	1984	1962	(66,993.00)	0
39110			0	1994	1962	(549.00)	0
39110			9	1963	1963	40,895.00	0
39110			0	1965	1963	(266.00)	0
39110			0	1966	1963	(1,147.00)	0
39110			0	1967	1963	(328.00)	0
39110			0	1968	1963	(199.00)	0
39110			0	1969	1963	(640.00)	0

Charnas

AccountNumber	GroupNumber	CompanyNumber	TransactionCode	TransactionYear	InstallationYear	Amount	AdjustedTY
39110			0	1970	1963	(1,491.00)	0
39110			0	1971	1963	(760.00)	0
39110			0	1973	1963	(5,182.00)	0
39110			0	1975	1963	(1,495.00)	0
39110			0	1976	1963	(1,708.00)	0
39110			0	1977	1963	(89.00)	0
39110			0	1978	1963	(1,014.00)	0
39110			0	1979	1963	(420.00)	0
39110			0	1980	1963	(1,066.00)	0
39110			0	1981	1963	(862.00)	0
39110			0	1982	1963	(408.00)	0
39110			0	1983	1963	(613.00)	0
39110			0	1984	1963	(20,937.00)	0
39110			0	1985	1963	(559.00)	0
39110			0	1990	1963	(1,094.00)	0
39110			0	1994	1963	(532.00)	0
39110			0	1997	1963	(85.00)	0
39110			9	1964	1964	33,643.00	0
39110			0	1972	1964	(1,569.00)	0
39110			0	1973	1964	(1,678.00)	0
39110			0	1975	1964	(693.00)	0
39110			0	1976	1964	(67.00)	0
39110			0	1977	1964	(1,482.00)	0
39110			0	1978	1964	(417.00)	0
39110			0	1979	1964	(1,274.00)	0
39110			0	1980	1964	(1,453.00)	0
39110			0	1983	1964	(803.00)	0
39110			0	1984	1964	(15,178.00)	0
39110			0	1985	1964	(390.00)	0
39110			0	1990	1964	(508.00)	0
39110			0	1995	1964	(805.00)	0
39110			0	1996	1964	(797.00)	0
39110			0	1997	1964	(6,529.00)	0
39110			9	1965	1965	39,666.00	0
39110			0	1973	1965	(2,851.00)	0
39110			0	1975	1965	(654.00)	0
39110			0	1976	1965	(574.00)	0
39110			0	1977	1965	(2,959.00)	0
39110			0	1978	1965	(353.00)	0
39110			0	1979	1965	(1,611.00)	0
39110			0	1980	1965	(270.00)	0
39110			0	1981	1965	(1,060.00)	0
39110			0	1982	1965	(544.00)	0
39110			0	1984	1965	(17,851.00)	0
39110			0	1986	1965	(1,679.00)	0
39110			0	1992	1965	(544.00)	0
39110			0	1994	1965	(547.00)	0
39110			0	1996	1965	(548.00)	0
39110			0	1997	1965	(7,621.00)	0
39110			9	1966	1966	39,002.00	0
39110			0	1971	1966	(204.00)	0
39110			0	1972	1966	(649.00)	0
39110			0	1973	1966	(1,075.00)	0
39110			0	1974	1966	(898.00)	0
39110			0	1975	1966	(1,394.00)	0
39110			0	1976	1966	(4,039.00)	0
39110			0	1977	1966	(508.00)	0
39110			0	1979	1966	(636.00)	0
39110			0	1980	1966	(1,904.00)	0
39110			0	1982	1966	(593.00)	0

Charnas

AccountNumber	GroupNumber	CompanyNumber	TransactionCode	TransactionYear	InstallationYear	Amount	AdjustedTY
39110			0	1983	1966	(40.00)	0
39110			0	1984	1966	(17,286.00)	0
39110			0	1997	1966	(9,776.00)	0
39110			9	1967	1967	114,701.00	0
39110			0	1969	1967	(549.00)	0
39110			0	1970	1967	(5,908.00)	0
39110			0	1972	1967	(325.00)	0
39110			0	1973	1967	(1,080.00)	0
39110			0	1974	1967	(7,033.00)	0
39110			0	1975	1967	(8,709.00)	0
39110			0	1976	1967	(3,502.00)	0
39110			0	1978	1967	(522.00)	0
39110			0	1979	1967	(1,489.00)	0
39110			0	1980	1967	(2,833.00)	0
39110			0	1983	1967	(299.00)	0
39110			0	1984	1967	(27,918.00)	0
39110			0	1987	1967	(521.00)	0
39110			0	1997	1967	(54,013.00)	0
39110			9	1968	1968	585,175.00	0
39110			0	1969	1968	(24,278.00)	0
39110			0	1972	1968	(3,197.00)	0
39110			0	1974	1968	(350.00)	0
39110			0	1975	1968	(427,339.00)	0
39110			0	1976	1968	(838.00)	0
39110			0	1977	1968	(575.00)	0
39110			0	1978	1968	(84.00)	0
39110			0	1979	1968	(581.00)	0
39110			0	1980	1968	(1,566.00)	0
39110			0	1981	1968	(581.00)	0
39110			0	1983	1968	(429.00)	0
39110			0	1984	1968	(28,427.00)	0
39110			0	1985	1968	(45,516.00)	0
39110			0	1986	1968	(49,881.00)	0
39110			0	1987	1968	(1,533.00)	0
39110			9	1969	1969	68,152.00	0
39110			0	1972	1969	(357.00)	0
39110			0	1973	1969	(461.00)	0
39110			0	1974	1969	(38.00)	0
39110			0	1975	1969	(1,342.00)	0
39110			0	1976	1969	(2,663.00)	0
39110			0	1978	1969	(591.00)	0
39110			0	1979	1969	(1,753.00)	0
39110			0	1980	1969	(2,317.00)	0
39110			0	1981	1969	(1,034.00)	0
39110			0	1982	1969	(956.00)	0
39110			0	1983	1969	(551.00)	0
39110			0	1984	1969	(24,755.00)	0
39110			0	1989	1969	(5,009.00)	0
39110			0	1990	1969	(4,134.00)	0
39110			0	1994	1969	(752.00)	0
39110			0	1997	1969	(21,439.00)	0
39110			9	1970	1970	41,723.00	0
39110			0	1975	1970	(799.00)	0
39110			0	1976	1970	(5,795.00)	0
39110			0	1977	1970	(1,194.00)	0
39110			0	1978	1970	(728.00)	0
39110			0	1979	1970	(770.00)	0
39110			0	1980	1970	(1,457.00)	0
39110			0	1982	1970	(383.00)	0
39110			0	1984	1970	(19,418.00)	0

Charnas

AccountNumber	GroupNumber	CompanyNumber	TransactionCode	TransactionYear	InstallationYear	Amount	AdjustedTY
39110			0	1986	1970	(541.00)	0
39110			0	1990	1970	(1,160.00)	0
39110			0	1997	1970	(9,478.00)	0
39110			9	1971	1971	55,373.00	0
39110			0	1975	1971	(576.00)	0
39110			0	1976	1971	(196.00)	0
39110			0	1977	1971	(331.00)	0
39110			0	1979	1971	(738.00)	0
39110			0	1980	1971	(5,077.00)	0
39110			0	1981	1971	(1,120.00)	0
39110			0	1982	1971	(1,196.00)	0
39110			0	1984	1971	(26,486.00)	0
39110			0	1986	1971	(2,617.00)	0
39110			0	1989	1971	(605.00)	0
39110			0	1990	1971	(730.00)	0
39110			0	1994	1971	(6,412.00)	0
39110			0	1997	1971	(9,289.00)	0
39110			9	1972	1972	49,980.00	0
39110			0	1974	1972	(314.00)	0
39110			0	1975	1972	(1,731.00)	0
39110			0	1976	1972	(4,004.00)	0
39110			0	1977	1972	(1,039.00)	0
39110			0	1979	1972	(958.00)	0
39110			0	1980	1972	(1,202.00)	0
39110			0	1981	1972	(372.00)	0
39110			0	1982	1972	(346.00)	0
39110			0	1983	1972	(5,504.00)	0
39110			0	1984	1972	(32,870.00)	0
39110			0	1989	1972	(605.00)	0
39110			0	1997	1972	(1,035.00)	0
39110			9	1973	1973	64,027.00	0
39110			0	1974	1973	(446.00)	0
39110			0	1975	1973	(3,685.00)	0
39110			0	1976	1973	(502.00)	0
39110			0	1977	1973	(2,101.00)	0
39110			0	1978	1973	(444.00)	0
39110			0	1979	1973	(363.00)	0
39110			0	1980	1973	(3,706.00)	0
39110			0	1981	1973	(1,139.00)	0
39110			0	1982	1973	(256.00)	0
39110			0	1983	1973	(497.00)	0
39110			0	1984	1973	(30,833.00)	0
39110			0	1985	1973	(717.00)	0
39110			0	1989	1973	(825.00)	0
39110			0	1994	1973	(549.00)	0
39110			3	1996	1973	244.00	0
39110			0	1997	1973	(18,208.08)	0
39110			3	2009	1973	0.08	1997
39110			9	1974	1974	58,073.00	0
39110			0	1975	1974	(2,398.00)	0
39110			0	1976	1974	(2,094.00)	0
39110			0	1977	1974	(24.00)	0
39110			0	1979	1974	(2,461.00)	0
39110			0	1980	1974	(2,847.00)	0
39110			0	1981	1974	(417.00)	0
39110			0	1982	1974	(1,394.00)	0
39110			0	1983	1974	(2,536.00)	0
39110			0	1984	1974	(32,362.00)	0
39110			0	1985	1974	(903.00)	0
39110			0	1986	1974	(655.00)	0

Charnas

AccountNumber	GroupNumber	CompanyNumber	TransactionCode	TransactionYear	InstallationYear	Amount	AdjustedTY
39110			0	1987	1974	(1,332.00)	0
39110			0	1988	1974	(655.00)	0
39110			0	1993	1974	(823.00)	0
39110			0	1994	1974	(634.00)	0
39110			0	1997	1974	(6,538.00)	0
39110			9	1975	1975	76,282.00	0
39110			0	1975	1975	(29.00)	0
39110			0	1976	1975	(78.00)	0
39110			0	1979	1975	(2,557.00)	0
39110			0	1980	1975	(752.00)	0
39110			0	1981	1975	(665.00)	0
39110			0	1983	1975	(27.00)	0
39110			0	1984	1975	(21,641.00)	0
39110			0	1986	1975	(43,671.00)	0
39110			0	1997	1975	(6,862.00)	0
39110			9	1976	1976	19,530.00	0
39110			0	1977	1976	(1,280.00)	0
39110			0	1979	1976	(415.00)	0
39110			0	1980	1976	(6,285.00)	0
39110			0	1981	1976	(1,388.00)	0
39110			0	1982	1976	(5,774.00)	0
39110			0	1983	1976	(1,341.00)	0
39110			0	1989	1976	(514.00)	0
39110			0	1990	1976	(2,533.00)	0
39110			9	1977	1977	145,244.00	0
39110			0	1980	1977	(2,977.00)	0
39110			0	1981	1977	(148.00)	0
39110			0	1984	1977	(63,937.00)	0
39110			0	1986	1977	(748.00)	0
39110			0	1987	1977	(1,197.00)	0
39110			0	1988	1977	(811.00)	0
39110			0	1989	1977	(2,444.00)	0
39110			0	1990	1977	(1,537.00)	0
39110			0	1991	1977	(815.00)	0
39110			0	1995	1977	(2,262.00)	0
39110			0	1996	1977	(2,541.00)	0
39110			0	1997	1977	(65,827.00)	0
39110			9	1978	1978	55,162.00	0
39110			0	1981	1978	(610.00)	0
39110			0	1982	1978	(287.00)	0
39110			0	1983	1978	(159.00)	0
39110			0	1984	1978	(31,721.00)	0
39110			0	1985	1978	(781.00)	0
39110			0	1987	1978	(2,243.00)	0
39110			0	1990	1978	(792.00)	0
39110			0	1994	1978	(628.00)	0
39110			0	1996	1978	(553.00)	0
39110			0	1997	1978	(17,388.00)	0
39110			9	1979	1979	88,085.00	0
39110			0	1980	1979	(856.00)	0
39110			0	1982	1979	(1,252.00)	0
39110			0	1983	1979	(179.00)	0
39110			0	1984	1979	(34,258.00)	0
39110			0	1990	1979	(1,332.00)	0
39110			0	1992	1979	(918.00)	0
39110			0	1993	1979	(2,584.00)	0
39110			0	1994	1979	(6,216.00)	0
39110			0	1997	1979	(40,490.00)	0
39110			9	1980	1980	436,659.00	0
39110			0	1981	1980	(288.00)	0

Charnas

AccountNumber	GroupNumber	CompanyNumber	TransactionCode	TransactionYear	InstallationYear	Amount	AdjustedTY
39110			0	1983	1980	(601.00)	0
39110			0	1984	1980	(256,301.00)	0
39110			0	1985	1980	(90,891.00)	0
39110			0	1986	1980	(567.00)	0
39110			0	1987	1980	(2,453.00)	0
39110			0	1989	1980	(3,498.00)	0
39110			0	1990	1980	(3,529.00)	0
39110			0	1992	1980	(3,759.00)	0
39110			0	1994	1980	(3,574.00)	0
39110			0	1997	1980	(71,198.00)	0
39110			9	1981	1981	207,338.00	0
39110			0	1984	1981	(31,250.00)	0
39110			0	1985	1981	(10,871.00)	0
39110			0	1989	1981	(8,761.00)	0
39110			0	1990	1981	(1,668.00)	0
39110			0	1991	1981	(447.00)	0
39110			0	1994	1981	(1,537.00)	0
39110			0	1995	1981	1,537.00	1994
39110			0	1997	1981	(8,344.00)	0
39110			0	1998	1981	(21,033.00)	0
39110			0	1999	1981	(124,964.00)	0
39110			9	1982	1982	239,310.00	0
39110			0	1984	1982	(76,083.00)	0
39110			0	1987	1982	(513.00)	0
39110			0	1989	1982	(41,194.00)	0
39110			0	1990	1982	(18,894.00)	0
39110			0	1994	1982	(1,742.00)	0
39110			0	1995	1982	(1,270.00)	0
39110			0	1998	1982	(99,614.00)	0
39110			9	1983	1983	422,252.00	0
39110			0	1983	1983	(209.00)	0
39110			0	1984	1983	(88,466.00)	0
39110			0	1987	1983	(4,928.00)	0
39110			0	1988	1983	(7,868.00)	0
39110			0	1989	1983	(11,683.00)	0
39110			0	1990	1983	(8,213.00)	0
39110			0	1993	1983	(2,295.00)	0
39110			0	1994	1983	(168,688.00)	0
39110			0	1996	1983	(1,865.00)	0
39110			0	1997	1983	(3,708.00)	0
39110			0	1999	1983	(124,329.00)	0
39110			9	1984	1984	205,331.00	0
39110			0	1984	1984	(1,925.00)	0
39110			0	1985	1984	(24,083.00)	0
39110			0	1987	1984	(2,507.00)	0
39110			0	1988	1984	(3,293.00)	0
39110			0	1989	1984	(3,630.00)	0
39110			0	1990	1984	(12,234.00)	0
39110			0	1991	1984	(6,798.00)	0
39110			0	1992	1984	(1,449.00)	0
39110			0	1994	1984	(22,470.00)	0
39110			0	1996	1984	(2,684.00)	0
39110			0	1997	1984	(1,649.00)	0
39110			0	2000	1984	(115,991.00)	0
39110			0	2004	1984	(6,618.00)	0
39110			9	1985	1985	325,688.00	0
39110			0	1985	1985	(1,773.00)	0
39110			0	1987	1985	(2,977.00)	0
39110			0	1989	1985	(12,206.00)	0
39110			0	1990	1985	(20,330.00)	0

AccountNumber	GroupNumber	CompanyNumber	TransactionCode	TransactionYear	InstallationYear	Amount	AdjustedTY
39110			0	1991	1985	(1,223.00)	0
39110			0	1993	1985	(1,235.00)	0
39110			0	1994	1985	(23,207.00)	0
39110			0	1996	1985	(4,574.00)	0
39110			0	1997	1985	(194,911.00)	0
39110			0	2001	1985	(63,252.00)	0
39110			9	1986	1986	136,596.00	0
39110			0	1986	1986	(53,421.00)	0
39110			0	1994	1986	(2,831.00)	0
39110			0	1996	1986	(1,293.00)	0
39110			0	1997	1986	(8,190.00)	0
39110			0	2002	1986	(63,036.00)	0
39110			0	2004	1986	(7,825.00)	0
39110			9	1987	1987	79,987.00	0
39110			0	1991	1987	(1,259.00)	0
39110			0	1994	1987	(2,719.00)	0
39110			0	1997	1987	(2,352.00)	0
39110			0	2004	1987	(73,657.00)	0
39110			9	1988	1988	139,338.00	0
39110			0	1994	1988	(3,779.00)	0
39110			0	1997	1988	(3,340.00)	0
39110			0	2004	1988	(59,552.84)	0
39110			0	2006	1988	(72,666.16)	0
39110			9	1989	1989	158,783.00	0
39110			0	1992	1989	(2,307.00)	0
39110			0	1997	1989	(3,826.00)	0
39110			0	2006	1989	(152,650.00)	0
39110			9	1990	1990	216,493.98	0
39110			0	1992	1990	(2,449.00)	0
39110			0	1994	1990	(2,600.00)	0
39110			0	1997	1990	(4,621.00)	0
39110			0	2006	1990	(206,823.98)	0
39110			9	1991	1991	170,976.09	0
39110			0	1994	1991	(859.00)	0
39110			0	1997	1991	(6,478.00)	0
39110			0	2007	1991	(163,639.09)	0
39110			9	1992	1992	102,556.00	0
39110			0	1997	1992	(4,131.00)	0
39110			0	2011	1992	(0.08)	0
39110			8	2011	1992	98,424.92	0
39110			9	1993	1993	97,780.00	0
39110			8	2011	1993	97,780.00	0
39110			9	1994	1994	147,581.00	0
39110			0	1995	1994	(712.00)	0
39110			8	2011	1994	146,869.00	0
39110			9	1995	1995	380,370.00	0
39110			8	2011	1995	380,370.00	0
39110			9	1996	1996	220,710.00	0
39110			0	2006	1996	(1,790.22)	0
39110			8	2011	1996	218,919.78	0
39110			9	1997	1997	273,690.39	0
39110			8	2011	1997	273,690.39	0
39110			9	1998	1998	217,728.76	0
39110			8	2011	1998	217,728.76	0
39110			9	1999	1999	197,525.05	0
39110			8	2011	1999	197,525.05	0
39110			9	2000	2000	3,576,127.00	0
39110			0	2006	2000	(1,768.23)	0
39110			3	2006	2000	15,616.75	0
39110			8	2011	2000	3,589,975.52	0

AccountNumber	GroupNumber	CompanyNumber	TransactionCode	TransactionYear	InstallationYear	Amount	AdjustedTY
39110			9	2001	2001	163,226.00	0
39110			8	2011	2001	163,226.00	0
39110			9	2002	2002	67,121.00	0
39110			9	2002	2002	629,711.00	0
39110			0	2006	2002	(508,303.52)	0
39110			8	2011	2002	188,528.48	0
39110			9	2003	2003	250,973.01	0
39110			8	2011	2003	250,973.01	0
39110			9	2004	2004	105,262.05	0
39110			9	2004	2004	208,352.67	0
39110			0	2006	2004	(95,428.38)	0
39110			0	2007	2004	(68,925.82)	0
39110			8	2011	2004	149,260.52	0
39110			9	2005	2005	164,091.73	0
39110			8	2011	2005	164,091.73	0
39110			9	2006	2006	99,011.55	0
39110			8	2011	2006	99,011.55	0
39110			9	2007	2007	65,323.83	0
39110			9	2007	2007	622,892.86	0
39110			3	2008	2007	(376,094.70)	0
39110			8	2011	2007	312,121.99	0
39110			9	2008	2008	181,323.82	0
39110			9	2008	2008	(0.01)	0
39110			9	2008	2008	187,706.72	0
39110			9	2009	2008	(182,786.45)	0
39110			9	2010	2008	(4,920.27)	0
39110			8	2011	2008	181,323.81	0
39110			9	2009	2009	591,964.52	0
39110			8	2011	2009	591,964.52	0
39110			9	2010	2010	56,433.78	0
39110			8	2011	2010	56,433.78	0
39110			9	2011	2011	106,263.11	0
39110			9	2011	2011	450.42	0
39110			9	2011	2011	28,855.22	0
39110			8	2011	2011	135,568.75	0
39120			9	1995	1995	1,972,289.00	0
39120			0	2000	1995	(1,972,289.00)	0
39120			9	1996	1996	1,726,414.81	0
39120			0	2001	1996	(2,096,581.00)	0
39120			0	2002	1996	(45,434.00)	0
39120			0	2009	1996	415,600.19	2001
39120			9	1997	1997	(1,887,963.00)	0
39120			9	2002	1997	2,177,160.01	1997
39120			0	2004	1997	(289,197.01)	0
39120			9	1998	1998	1,073,859.74	0
39120			0	2004	1998	(1,073,859.74)	0
39120			9	1999	1999	127,163.57	0
39120			0	2004	1999	(127,163.57)	0
39120			9	2000	2000	4,488,802.30	0
39120			0	2006	2000	(4,488,802.30)	0
39120			9	2001	2001	1,207,322.00	0
39120			0	2006	2001	(1,207,322.00)	0
39120			9	2002	2002	2,965,043.00	0
39120			0	2007	2002	(2,965,043.00)	0
39120			9	2003	2003	4,298,141.81	0
39120			0	2009	2003	(4,298,141.81)	0
39120			9	2004	2004	1,350,579.62	0
39120			0	2009	2004	(31,232.30)	0
39120			8	2011	2004	1,319,347.32	0
39120			9	2005	2005	1,446,806.41	0

AccountNumber	GroupNumber	CompanyNumber	TransactionCode	TransactionYear	InstallationYear	Amount	AdjustedTY
39120			8	2011	2005	1,446,806.41	0
39120			9	2006	2006	836,479.79	0
39120			8	2011	2006	836,479.79	0
39120			9	2007	2007	2,250,083.47	0
39120			8	2011	2007	2,250,083.47	0
39120			9	2008	2008	1,502,067.92	0
39120			9	2008	2008	3,660.82	0
39120			9	2009	2008	(3,660.82)	0
39120			8	2011	2008	1,502,067.92	0
39120			9	2009	2009	1,037,972.62	0
39120			8	2011	2009	1,037,972.62	0
39120			9	2010	2010	2,438,460.67	0
39120			9	2010	2010	458,556.14	0
39120			9	2011	2010	1.16	0
39120			8	2011	2010	2,897,017.97	0
39120			9	2011	2011	3,592,142.24	0
39120			9	2011	2011	1,198,664.02	0
39120			9	2011	2011	590,771.60	0
39120			9	2011	2011	584,658.99	0
39120			8	2011	2011	5,966,236.85	0
39130			9	1997	1997	369,383.94	0
39130			0	2007	1997	(369,383.94)	0
39130			9	2003	2003	448,190.94	0
39130			0	2010	2003	(128,059.56)	0
39130			0	2010	2003	(101,271.07)	0
39130			0	2010	2003	(218,860.31)	0
39131			3	2008	2005	898,408.30	0
39131			0	2011	2005	(753,659.43)	0
39131			8	2011	2005	144,748.87	0
39131			3	2008	2006	1,211,802.61	0
39131			8	2011	2006	1,211,802.61	0
39131			3	2008	2007	376,094.70	0
39131			8	2011	2007	376,094.70	0
39131			9	2008	2008	1,287,422.40	0
39131			9	2008	2008	959.10	0
39131			9	2010	2008	(959.10)	0
39131			8	2011	2008	1,287,422.40	0
39131			9	2009	2009	326,151.72	0
39131			9	2009	2009	407,418.09	0
39131			9	2010	2009	(407,418.09)	0
39131			8	2011	2009	326,151.72	0
39131			9	2010	2010	1,266,697.78	0
39131			8	2011	2010	1,266,697.78	0
39131			9	2011	2011	1,781,377.64	0
39131			9	2011	2011	4,075.93	0
39131			8	2011	2011	1,785,453.57	0
39200			9	1978	1978	8,926.00	0
39200			0	2002	1978	(8,926.00)	0
39200			9	1980	1980	67,377.53	0
39200			3	2011	1980	(67,377.53)	0
39200			9	1982	1982	19,730.33	0
39200			0	2007	1982	(19,730.33)	0
39200			9	1985	1985	116,073.34	0
39200			0	2002	1985	(20,469.00)	0
39200			3	2011	1985	(95,604.34)	0
39200			9	1986	1986	53,393.62	0
39200			3	2011	1986	(53,393.62)	0
39200			9	1987	1987	161,641.99	0
39200			0	2001	1987	(99,302.00)	0
39200			0	2002	1987	(32,539.00)	0

AccountNumber	GroupNumber	CompanyNumber	TransactionCode	TransactionYear	InstallationYear	Amount	AdjustedTY
39200			3	2011	1987	(29,800.99)	0
39200			9	1988	1988	189,771.06	0
39200			0	2002	1988	(63,616.00)	0
39200			3	2011	1988	(126,155.06)	0
39200			9	1989	1989	1,434,524.45	0
39200			0	2001	1989	(527,735.00)	0
39200			0	2002	1989	(56,107.00)	0
39200			0	2007	1989	(254,792.56)	0
39200			3	2011	1989	(595,889.89)	0
39200			9	1990	1990	1,733,050.09	0
39200			0	2001	1990	(32,690.00)	0
39200			0	2002	1990	(146,572.00)	0
39200			0	2007	1990	(345,678.83)	0
39200			3	2011	1990	(1,208,109.26)	0
39200			9	1991	1991	1,523,763.32	0
39200			0	2001	1991	(35,562.00)	0
39200			0	2002	1991	(243,118.00)	0
39200			0	2007	1991	(305,357.55)	0
39200			3	2011	1991	(939,725.77)	0
39200			9	1992	1992	1,485,684.34	0
39200			0	2001	1992	(58,493.00)	0
39200			0	2002	1992	(413,176.00)	0
39200			0	2007	1992	(127,463.75)	0
39200			0	2009	1992	(51,188.26)	0
39200			0	2010	1992	(15,032.15)	0
39200			3	2011	1992	(820,331.18)	0
39200			9	1993	1993	2,465,324.24	0
39200			0	2000	1993	(17,872.00)	0
39200			0	2001	1993	(80,284.00)	0
39200			0	2002	1993	(649,508.00)	0
39200			0	2007	1993	(466,619.78)	0
39200			0	2011	1993	(13,359.72)	0
39200			3	2011	1993	(1,237,680.74)	0
39200			9	1994	1994	1,806,251.24	0
39200			0	2001	1994	(28,251.00)	0
39200			0	2002	1994	(619,270.00)	0
39200			0	2007	1994	(298,145.46)	0
39200			0	2009	1994	(41,734.92)	0
39200			0	2011	1994	(16,864.42)	0
39200			3	2011	1994	(801,985.44)	0
39200			9	1995	1995	3,114,779.73	0
39200			0	2001	1995	(57,229.00)	0
39200			0	2002	1995	(755,002.00)	0
39200			0	2004	1995	(10,527.89)	0
39200			0	2007	1995	(661,384.89)	0
39200			0	2010	1995	(28,894.91)	0
39200			0	2011	1995	(30,375.47)	0
39200			3	2011	1995	(1,571,365.57)	0
39200			9	1996	1996	3,540,383.27	0
39200			0	2001	1996	(19,524.00)	0
39200			0	2002	1996	(574,425.00)	0
39200			0	2007	1996	(655,517.30)	0
39200			0	2009	1996	(63,299.18)	0
39200			0	2011	1996	(495,595.38)	0
39200			3	2011	1996	(1,732,022.41)	0
39200			9	1997	1997	3,299,296.76	0
39200			0	2002	1997	(320,539.00)	0
39200			0	2007	1997	(913,523.55)	0
39200			0	2009	1997	(46,626.95)	0
39200			0	2010	1997	(23,310.24)	0

AccountNumber	GroupNumber	CompanyNumber	TransactionCode	TransactionYear	InstallationYear	Amount	AdjustedTY
39200			0	2011	1997	(609,169.72)	0
39200			3	2011	1997	(1,386,127.30)	0
39200			9	1998	1998	307,449.23	0
39200			0	2002	1998	(6,933.00)	0
39200			0	2007	1998	(151,029.95)	0
39200			3	2011	1998	(149,486.28)	0
39200			9	1999	1999	3,334,785.08	0
39200			0	2002	1999	(25,833.00)	0
39200			0	2007	1999	(371,248.75)	0
39200			0	2009	1999	(26,017.83)	0
39200			0	2011	1999	(1,598,484.35)	0
39200			3	2011	1999	(1,313,201.15)	0
39200			9	2000	2000	3,375,533.69	0
39200			0	2007	2000	(280,861.63)	0
39200			0	2009	2000	(57,099.63)	0
39200			0	2010	2000	(44,504.67)	0
39200			0	2011	2000	(1,183,213.22)	0
39200			3	2011	2000	(1,809,854.54)	0
39200			9	2001	2001	437,440.48	0
39200			0	2007	2001	(82,965.61)	0
39200			0	2011	2001	(41,482.82)	0
39200			3	2011	2001	(312,992.05)	0
39200			9	2002	2002	118,569.03	0
39200			0	2007	2002	(666.34)	0
39200			0	2009	2002	(26,485.35)	0
39200			3	2011	2002	(91,417.34)	0
39200			9	2004	2004	96,078.24	0
39200			3	2011	2004	(96,078.24)	0
39200			9	2005	2005	34,751.58	0
39200			0	2011	2005	(9,092.68)	0
39200			3	2011	2005	(25,658.90)	0
39200			9	2006	2006	21,485.44	0
39200			3	2011	2006	(21,485.44)	0
39200			9	2007	2007	109,585.63	0
39200			3	2007	2007	(48,370.32)	0
39200			3	2011	2007	(61,215.31)	0
39200			9	2008	2008	69,977.63	0
39200			3	2011	2008	(69,977.63)	0
39200			9	2009	2009	69,300.38	0
39200			3	2011	2009	(69,300.38)	0
39200			9	2010	2010	92,928.03	0
39200			3	2011	2010	(92,928.03)	0
39200			9	2011	2011	1,187,914.21	0
39200			3	2011	2011	(1,187,914.21)	0
39210			4	2011	1987	29,800.99	0
39210			8	2011	1987	29,800.99	0
39210			4	2011	1988	16,057.03	0
39210			8	2011	1988	16,057.03	0
39210			4	2011	1990	42,398.59	0
39210			8	2011	1990	42,398.59	0
39210			4	2011	1992	166,353.84	0
39210			8	2011	1992	43,105.44	0
39210			8	2011	1992	12,670.70	0
39210			8	2011	1992	97,215.85	0
39210			8	2011	1992	13,361.85	0
39210			4	2011	1993	29,267.84	0
39210			8	2011	1993	13,267.42	0
39210			8	2011	1993	16,000.42	0
39210			4	2011	1995	30,733.56	0
39210			8	2011	1995	13,338.44	0

AccountNumber	GroupNumber	CompanyNumber	TransactionCode	TransactionYear	InstallationYear	Amount	AdjustedTY
39210			8	2011	1995	17,395.12	0
39210			4	2011	1997	241,004.34	0
39210			8	2011	1997	21,133.32	0
39210			8	2011	1997	15,620.94	0
39210			8	2011	1997	20,004.21	0
39210			8	2011	1997	23,546.49	0
39210			8	2011	1997	25,403.64	0
39210			8	2011	1997	27,451.96	0
39210			8	2011	1997	29,287.28	0
39210			8	2011	1997	53,908.33	0
39210			8	2011	1997	24,648.17	0
39210			4	2011	1998	18,749.84	0
39210			8	2011	1998	18,749.84	0
39210			4	2011	1999	322,369.42	0
39210			8	2011	1999	(94.37)	0
39210			8	2011	1999	21,197.29	0
39210			8	2011	1999	27,311.43	0
39210			8	2011	1999	22,924.75	0
39210			8	2011	1999	26,245.25	0
39210			8	2011	1999	29,196.49	0
39210			8	2011	1999	28,737.10	0
39210			8	2011	1999	26,934.36	0
39210			8	2011	1999	29,560.25	0
39210			8	2011	1999	53,866.09	0
39210			8	2011	1999	29,563.29	0
39210			8	2011	1999	26,927.49	0
39210			4	2011	2000	272,220.77	0
39210			8	2011	2000	28,888.63	0
39210			8	2011	2000	29,250.95	0
39210			8	2011	2000	29,275.92	0
39210			8	2011	2000	27,677.50	0
39210			8	2011	2000	27,677.50	0
39210			8	2011	2000	27,677.50	0
39210			8	2011	2000	27,677.50	0
39210			8	2011	2000	27,677.50	0
39210			8	2011	2000	27,247.29	0
39210			8	2011	2000	19,170.48	0
39210			4	2011	2002	42,272.12	0
39210			8	2011	2002	22,204.49	0
39210			8	2011	2002	20,067.63	0
39210			4	2011	2004	66,854.43	0
39210			8	2011	2004	29,355.72	0
39210			8	2011	2004	37,498.71	0
39210			4	2011	2005	25,658.90	0
39210			8	2011	2005	25,658.90	0
39210			4	2011	2006	21,485.44	0
39210			8	2011	2006	21,485.44	0
39210			4	2011	2007	48,222.98	0
39210			8	2011	2007	24,782.62	0
39210			8	2011	2007	23,440.36	0
39210			4	2011	2008	12,992.33	0
39210			8	2011	2008	12,992.33	0
39210			4	2011	2009	100,902.22	0
39210			8	2011	2009	21,435.17	0
39210			8	2011	2009	31,924.42	0
39210			8	2011	2009	9,902.14	0
39210			8	2011	2009	6,659.48	0
39210			8	2011	2009	15,940.79	0
39210			8	2011	2009	15,040.22	0
39210			4	2011	2010	72,524.72	0

AccountNumber	GroupNumber	CompanyNumber	TransactionCode	TransactionYear	InstallationYear	Amount	AdjustedTY
39210			8	2011	2010	29,439.27	0
39210			8	2011	2010	13,081.41	0
39210			8	2011	2010	30,004.04	0
39210			4	2011	2011	305,221.61	0
39210			8	2011	2011	27,992.39	0
39210			8	2011	2011	20,119.52	0
39210			8	2011	2011	23,766.81	0
39210			8	2011	2011	20,795.00	0
39210			8	2011	2011	20,795.00	0
39210			8	2011	2011	19,295.88	0
39210			8	2011	2011	19,542.87	0
39210			8	2011	2011	17,922.46	0
39210			8	2011	2011	14,122.47	0
39210			8	2011	2011	50,794.44	0
39210			8	2011	2011	23,618.58	0
39210			8	2011	2011	46,456.19	0
39230			4	2011	1980	67,377.53	0
39230			8	2011	1980	67,377.53	0
39230			4	2011	1985	95,604.34	0
39230			8	2011	1985	95,604.34	0
39230			4	2011	1986	53,393.62	0
39230			8	2011	1986	53,393.62	0
39230			4	2011	1988	110,098.03	0
39230			8	2011	1988	110,098.03	0
39230			4	2011	1989	595,889.89	0
39230			8	2011	1989	61,846.52	0
39230			8	2011	1989	61,846.52	0
39230			8	2011	1989	93,237.01	0
39230			8	2011	1989	89,160.28	0
39230			8	2011	1989	87,207.07	0
39230			8	2011	1989	73,660.28	0
39230			8	2011	1989	81,938.31	0
39230			8	2011	1989	46,993.90	0
39230			4	2011	1990	1,165,710.67	0
39230			8	2011	1990	105,294.01	0
39230			8	2011	1990	90,733.62	0
39230			8	2011	1990	88,739.36	0
39230			8	2011	1990	88,144.71	0
39230			8	2011	1990	86,812.76	0
39230			8	2011	1990	75,664.09	0
39230			8	2011	1990	66,005.68	0
39230			8	2011	1990	59,660.94	0
39230			8	2011	1990	58,310.94	0
39230			8	2011	1990	69,956.78	0
39230			8	2011	1990	99,121.16	0
39230			8	2011	1990	82,223.57	0
39230			8	2011	1990	51,151.78	0
39230			8	2011	1990	48,233.05	0
39230			8	2011	1990	48,034.67	0
39230			8	2011	1990	47,623.55	0
39230			4	2011	1991	939,725.77	0
39230			8	2011	1991	55,124.97	0
39230			8	2011	1991	57,873.63	0
39230			8	2011	1991	99,901.18	0
39230			8	2011	1991	99,060.57	0
39230			8	2011	1991	98,982.77	0
39230			8	2011	1991	80,949.12	0
39230			8	2011	1991	64,808.10	0
39230			8	2011	1991	80,903.79	0
39230			8	2011	1991	100,298.18	0

AccountNumber	GroupNumber	CompanyNumber	TransactionCode	TransactionYear	InstallationYear	Amount	AdjustedTY
39230			8	2011	1991	100,282.91	0
39230			8	2011	1991	20,035.82	0
39230			8	2011	1991	28,015.92	0
39230			8	2011	1991	53,488.81	0
39230			4	2011	1992	653,977.34	0
39230			8	2011	1992	85,253.42	0
39230			8	2011	1992	71,410.14	0
39230			8	2011	1992	65,936.25	0
39230			8	2011	1992	64,066.87	0
39230			8	2011	1992	67,614.00	0
39230			8	2011	1992	96,130.18	0
39230			8	2011	1992	42,470.52	0
39230			8	2011	1992	60,269.12	0
39230			8	2011	1992	51,096.51	0
39230			8	2011	1992	49,730.33	0
39230			4	2011	1993	1,208,412.90	0
39230			8	2011	1993	107,799.40	0
39230			8	2011	1993	107,349.87	0
39230			8	2011	1993	71,990.55	0
39230			8	2011	1993	133,016.33	0
39230			8	2011	1993	115,589.78	0
39230			8	2011	1993	112,020.72	0
39230			8	2011	1993	103,327.15	0
39230			8	2011	1993	98,758.41	0
39230			8	2011	1993	95,630.33	0
39230			8	2011	1993	95,098.86	0
39230			8	2011	1993	96,562.18	0
39230			8	2011	1993	71,269.32	0
39230			4	2011	1994	801,985.44	0
39230			8	2011	1994	98,255.37	0
39230			8	2011	1994	106,189.19	0
39230			8	2011	1994	101,835.23	0
39230			8	2011	1994	99,675.65	0
39230			8	2011	1994	97,463.94	0
39230			8	2011	1994	96,684.54	0
39230			8	2011	1994	101,428.62	0
39230			8	2011	1994	100,452.90	0
39230			4	2011	1995	1,540,632.01	0
39230			8	2011	1995	112,772.38	0
39230			8	2011	1995	66,403.17	0
39230			8	2011	1995	125,999.17	0
39230			8	2011	1995	124,565.21	0
39230			8	2011	1995	123,905.43	0
39230			8	2011	1995	123,167.20	0
39230			8	2011	1995	115,497.55	0
39230			8	2011	1995	115,350.98	0
39230			8	2011	1995	108,729.94	0
39230			8	2011	1995	107,742.55	0
39230			8	2011	1995	143,429.18	0
39230			8	2011	1995	21,254.30	0
39230			8	2011	1995	44,699.49	0
39230			8	2011	1995	69,861.72	0
39230			8	2011	1995	66,665.47	0
39230			8	2011	1995	70,588.27	0
39230			4	2011	1996	1,732,022.41	0
39230			8	2011	1996	117,263.62	0
39230			8	2011	1996	104,065.56	0
39230			8	2011	1996	115,397.68	0
39230			8	2011	1996	118,706.53	0
39230			8	2011	1996	115,667.75	0

AccountNumber	GroupNumber	CompanyNumber	TransactionCode	TransactionYear	InstallationYear	Amount	AdjustedTY
39230			8	2011	1996	112,267.91	0
39230			8	2011	1996	111,646.07	0
39230			8	2011	1996	102,740.14	0
39230			8	2011	1996	101,144.30	0
39230			8	2011	1996	89,012.90	0
39230			8	2011	1996	59,390.54	0
39230			8	2011	1996	116,948.78	0
39230			8	2011	1996	110,412.48	0
39230			8	2011	1996	115,812.54	0
39230			8	2011	1996	107,545.25	0
39230			8	2011	1996	69,117.60	0
39230			8	2011	1996	64,882.76	0
39230			4	2011	1997	1,145,122.96	0
39230			8	2011	1997	152,081.84	0
39230			8	2011	1997	138,953.66	0
39230			8	2011	1997	141,625.33	0
39230			8	2011	1997	69,288.97	0
39230			8	2011	1997	120,081.79	0
39230			8	2011	1997	127,687.58	0
39230			8	2011	1997	119,453.95	0
39230			8	2011	1997	86,571.56	0
39230			8	2011	1997	189,378.28	0
39230			4	2011	1998	130,736.44	0
39230			8	2011	1998	130,736.44	0
39230			4	2011	1999	990,831.73	0
39230			8	2011	1999	100,320.49	0
39230			8	2011	1999	90,487.73	0
39230			8	2011	1999	99,910.55	0
39230			8	2011	1999	92,026.42	0
39230			8	2011	1999	87,452.21	0
39230			8	2011	1999	92,810.63	0
39230			8	2011	1999	91,317.93	0
39230			8	2011	1999	87,635.81	0
39230			8	2011	1999	89,313.31	0
39230			8	2011	1999	159,556.65	0
39230			4	2011	2000	1,537,633.77	0
39230			8	2011	2000	103,205.80	0
39230			8	2011	2000	47,498.54	0
39230			8	2011	2000	101,052.48	0
39230			8	2011	2000	101,052.48	0
39230			8	2011	2000	101,052.48	0
39230			8	2011	2000	97,923.31	0
39230			8	2011	2000	199,296.52	0
39230			8	2011	2000	121,497.87	0
39230			8	2011	2000	133,391.11	0
39230			8	2011	2000	164,261.22	0
39230			8	2011	2000	164,261.20	0
39230			8	2011	2000	203,140.76	0
39230			4	2011	2001	312,992.05	0
39230			8	2011	2001	87,942.95	0
39230			8	2011	2001	87,942.89	0
39230			8	2011	2001	137,106.21	0
39230			4	2011	2002	49,145.22	0
39230			8	2011	2002	49,145.22	0
39230			4	2011	2004	29,223.81	0
39230			8	2011	2004	29,223.81	0
39230			4	2011	2009	38,375.79	0
39230			8	2011	2009	38,375.79	0
39230			4	2011	2010	20,403.31	0
39230			8	2011	2010	20,403.31	0

AccountNumber	GroupNumber	CompanyNumber	TransactionCode	TransactionYear	InstallationYear	Amount	AdjustedTY
39230			4	2011	2011	882,692.60	0
39230			8	2011	2011	106,152.10	0
39230			8	2011	2011	94,077.50	0
39230			8	2011	2011	150,264.18	0
39230			8	2011	2011	150,264.20	0
39230			8	2011	2011	108,799.30	0
39230			8	2011	2011	250,542.34	0
39230			8	2011	2011	22,592.98	0
39300			9	1905	1905	862.00	0
39300			0	1939	1905	(154.00)	0
39300			0	1960	1905	(708.00)	0
39300			9	1930	1930	323.00	0
39300			0	1971	1930	(323.00)	0
39300			9	1941	1941	887.00	0
39300			0	1952	1941	(70.00)	0
39300			0	1953	1941	(173.00)	0
39300			0	1955	1941	(10.00)	0
39300			0	1956	1941	(75.00)	0
39300			0	1963	1941	(120.00)	0
39300			0	1967	1941	(120.00)	0
39300			0	1969	1941	(60.00)	0
39300			0	1971	1941	(259.00)	0
39300			9	1942	1942	3.00	0
39300			0	1971	1942	(3.00)	0
39300			9	1948	1948	9,516.00	0
39300			0	1971	1948	(939.00)	0
39300			0	1973	1948	(424.00)	0
39300			0	1984	1948	(7,121.00)	0
39300			0	1997	1948	(1,032.00)	0
39300			9	1949	1949	511.00	0
39300			0	1984	1949	(357.00)	0
39300			0	1997	1949	(154.00)	0
39300			9	1950	1950	768.00	0
39300			0	1971	1950	(428.00)	0
39300			0	1984	1950	(340.00)	0
39300			9	1951	1951	334.00	0
39300			0	1984	1951	(334.00)	0
39300			9	1952	1952	838.00	0
39300			0	1971	1952	(65.00)	0
39300			0	1976	1952	(490.00)	0
39300			0	1984	1952	(283.00)	0
39300			9	1953	1953	153.00	0
39300			0	1971	1953	(153.00)	0
39300			9	1954	1954	323.00	0
39300			0	1971	1954	(26.00)	0
39300			0	1984	1954	(297.00)	0
39300			9	1955	1955	247.00	0
39300			0	1971	1955	(79.00)	0
39300			0	1984	1955	(168.00)	0
39300			9	1956	1956	2,404.00	0
39300			0	1971	1956	(236.00)	0
39300			0	1984	1956	(1,118.00)	0
39300			0	1997	1956	(1,050.00)	0
39300			9	1957	1957	669.00	0
39300			0	1971	1957	(75.00)	0
39300			0	1984	1957	(594.00)	0
39300			9	1958	1958	1,730.00	0
39300			0	1984	1958	(201.00)	0
39300			0	1997	1958	(1,529.00)	0
39300			9	1959	1959	626.00	0

Charnas

AccountNumber	GroupNumber	CompanyNumber	TransactionCode	TransactionYear	InstallationYear	Amount	AdjustedTY
39300			0	1971	1959	(56.00)	0
39300			0	1979	1959	(110.00)	0
39300			0	1984	1959	(460.00)	0
39300			9	1960	1960	13,625.00	0
39300			0	1984	1960	(1,937.00)	0
39300			0	1997	1960	(11,688.00)	0
39300			9	1961	1961	2,546.00	0
39300			0	1984	1961	(1,438.00)	0
39300			0	1997	1961	(1,108.00)	0
39300			9	1962	1962	3,214.00	0
39300			0	1971	1962	(10.00)	0
39300			0	1984	1962	(3,204.00)	0
39300			9	1963	1963	3,796.00	0
39300			0	1971	1963	(26.00)	0
39300			0	1984	1963	(3,470.00)	0
39300			0	1997	1963	(300.00)	0
39300			9	1964	1964	2,133.00	0
39300			0	1984	1964	(1,218.00)	0
39300			0	1997	1964	(915.00)	0
39300			9	1965	1965	3,866.00	0
39300			0	1984	1965	(3,028.00)	0
39300			0	1997	1965	(838.00)	0
39300			9	1966	1966	6,546.00	0
39300			0	1971	1966	(787.00)	0
39300			0	1984	1966	(2,706.00)	0
39300			0	1997	1966	(3,053.00)	0
39300			9	1967	1967	1,536.00	0
39300			0	1971	1967	(989.00)	0
39300			0	1997	1967	(547.00)	0
39300			9	1968	1968	1,716.00	0
39300			0	1984	1968	(1,510.00)	0
39300			0	1998	1968	(206.00)	0
39300			9	1969	1969	14,796.00	0
39300			0	1971	1969	(9,759.00)	0
39300			0	1984	1969	(1,122.00)	0
39300			0	1988	1969	(2,672.00)	0
39300			0	1998	1969	(454.00)	0
39300			0	1999	1969	(789.00)	0
39300			9	1970	1970	51,368.00	0
39300			0	1971	1970	(39,360.00)	0
39300			0	1984	1970	(5,993.00)	0
39300			0	1996	1970	(789.00)	0
39300			0	2000	1970	(5,226.00)	0
39300			9	1971	1971	18,373.00	0
39300			0	1982	1971	(7,405.00)	0
39300			0	1984	1971	(884.00)	0
39300			0	2001	1971	(9,302.72)	0
39300			0	2004	1971	(781.28)	0
39300			9	1972	1972	11,318.00	0
39300			0	1984	1972	(1,222.00)	0
39300			0	2004	1972	(10,096.00)	0
39300			9	1973	1973	13,574.00	0
39300			0	1984	1973	(4,537.00)	0
39300			0	2004	1973	(9,037.00)	0
39300			9	1974	1974	4,131.69	0
39300			0	1984	1974	(1,396.00)	0
39300			0	2006	1974	(2,735.69)	0
39300			9	1975	1975	14,669.00	0
39300			0	1984	1975	(566.00)	0
39300			0	1989	1975	(377.00)	0

AccountNumber	GroupNumber	CompanyNumber	TransactionCode	TransactionYear	InstallationYear	Amount	AdjustedTY
39300			0	2006	1975	(12,028.77)	0
39300			0	2009	1975	(1,697.23)	0
39300			9	1976	1976	12,102.49	0
39300			0	1984	1976	(17.00)	0
39300			0	2006	1976	(12,085.49)	0
39300			9	1977	1977	9,357.00	0
39300			0	2007	1977	(9,357.00)	0
39300			9	1978	1978	15,806.00	0
39300			0	1984	1978	(607.00)	0
39300			0	2009	1978	(5,200.67)	0
39300			0	2011	1978	(9,998.33)	0
39300			9	1979	1979	2,871.35	0
39300			0	1984	1979	(471.00)	0
39300			0	2011	1979	(2,400.35)	0
39300			9	1980	1980	4,868.03	0
39300			0	2011	1980	(4,868.03)	0
39300			9	1981	1981	229.00	0
39300			0	1984	1981	(229.00)	0
39300			9	1982	1982	31,573.00	0
39300			0	1984	1982	(2,043.00)	0
39300			0	1995	1982	(9,810.00)	0
39300			0	2011	1982	(147.52)	0
39300			0	2011	1982	(19,572.48)	0
39300			9	1983	1983	7,038.00	0
39300			0	2011	1983	17.62	0
39300			0	2011	1983	(7,055.62)	0
39300			9	1984	1984	7,789.00	0
39300			0	2011	1984	(92.72)	0
39300			0	2011	1984	(7,696.28)	0
39300			9	1985	1985	5,099.00	0
39300			0	2011	1985	(0.39)	0
39300			0	2011	1985	(5,098.61)	0
39300			9	1986	1986	47,156.00	0
39300			0	2011	1986	(753.43)	0
39300			0	2011	1986	(46,402.57)	0
39300			9	1987	1987	25,452.00	0
39300			0	2011	1987	0.59	0
39300			0	2011	1987	(25,452.59)	0
39300			9	1988	1988	4,665.00	0
39300			0	2011	1988	(4,665.10)	0
39300			0	2011	1988	0.10	0
39300			9	1989	1989	44,239.00	0
39300			0	2011	1989	(44,238.60)	0
39300			0	2011	1989	(0.40)	0
39300			9	1990	1990	42,574.00	0
39300			0	2011	1990	(42,573.83)	0
39300			0	2011	1990	(0.17)	0
39300			9	1991	1991	14,550.00	0
39300			0	2011	1991	(15,526.03)	0
39300			0	2011	1991	976.03	0
39300			9	1992	1992	41,483.00	0
39300			0	2011	1992	(36,611.72)	0
39300			0	2011	1992	0.29	0
39300			8	2011	1992	4,871.57	0
39300			9	1993	1993	15,790.00	0
39300			8	2011	1993	15,790.00	0
39300			9	1994	1994	69,979.00	0
39300			8	2011	1994	69,979.00	0
39300			9	1995	1995	49,532.00	0
39300			8	2011	1995	49,532.00	0

AccountNumber	GroupNumber	CompanyNumber	TransactionCode	TransactionYear	InstallationYear	Amount	AdjustedTY
39300			9	1996	1996	77,133.00	0
39300			0	1999	1996	(6,354.00)	0
39300			8	2011	1996	70,779.00	0
39300			9	1997	1997	863.00	0
39300			8	2011	1997	863.00	0
39300			9	1998	1998	2,667.00	0
39300			8	2011	1998	2,667.00	0
39300			9	1999	1999	15,683.00	0
39300			8	2011	1999	15,683.00	0
39300			9	2003	2003	102,957.32	0
39300			8	2011	2003	102,957.32	0
39300			9	2005	2005	118,483.26	0
39300			8	2011	2005	118,483.26	0
39300			9	2007	2007	4,390.27	0
39300			9	2008	2007	(0.02)	0
39300			8	2011	2007	4,390.25	0
39300			9	2009	2009	49,517.43	0
39300			8	2011	2009	49,517.43	0
39300			9	2011	2011	15,739.13	0
39300			9	2011	2011	30,542.31	0
39300			8	2011	2011	46,281.44	0
39400			9	1903	1903	60.00	0
39400			0	1960	1903	(60.00)	0
39400			9	1905	1905	1,213.00	0
39400			0	1960	1905	(1,213.00)	0
39400			9	1938	1938	82.00	0
39400			0	1938	1938	(82.00)	0
39400			9	1939	1939	1,794.00	0
39400			0	1939	1939	(165.00)	0
39400			0	1942	1939	(392.00)	0
39400			0	1947	1939	(550.00)	0
39400			0	1948	1939	(60.00)	0
39400			0	1950	1939	(250.00)	0
39400			0	1952	1939	(377.00)	0
39400			9	1940	1940	1,670.00	0
39400			0	1952	1940	(169.00)	0
39400			0	1953	1940	(1,501.00)	0
39400			9	1941	1941	5,402.00	0
39400			0	1951	1941	(604.00)	0
39400			0	1953	1941	(13.00)	0
39400			0	1954	1941	(400.00)	0
39400			0	1955	1941	(1,526.00)	0
39400			0	1956	1941	(2,590.00)	0
39400			0	1957	1941	(269.00)	0
39400			9	1942	1942	8,673.00	0
39400			0	1959	1942	(252.00)	0
39400			0	1973	1942	(35.00)	0
39400			0	1975	1942	(8,386.00)	0
39400			9	1943	1943	55,760.00	0
39400			0	1957	1943	(719.00)	0
39400			0	1958	1943	(951.00)	0
39400			0	1959	1943	(862.00)	0
39400			0	1961	1943	(2,021.00)	0
39400			0	1962	1943	(38,520.00)	0
39400			0	1966	1943	(45.00)	0
39400			0	1969	1943	(1,087.00)	0
39400			0	1971	1943	(4,856.00)	0
39400			0	1975	1943	(1,317.00)	0
39400			0	1982	1943	(1,144.00)	0
39400			0	1984	1943	(3,344.00)	0

Charnas

AccountNumber	GroupNumber	CompanyNumber	TransactionCode	TransactionYear	InstallationYear	Amount	AdjustedTY
39400			0	1997	1943	(894.00)	0
39400			9	1945	1945	4,651.00	0
39400			0	1975	1945	(1,480.00)	0
39400			0	1980	1945	(864.00)	0
39400			0	1984	1945	(300.00)	0
39400			0	1997	1945	(2,007.00)	0
39400			9	1946	1946	4,114.00	0
39400			0	1972	1946	(1,130.00)	0
39400			0	1975	1946	(2,544.00)	0
39400			0	1984	1946	(440.00)	0
39400			9	1947	1947	13,154.00	0
39400			0	1966	1947	(126.00)	0
39400			0	1975	1947	(2,393.00)	0
39400			0	1984	1947	(383.00)	0
39400			0	1997	1947	(10,252.00)	0
39400			9	1948	1948	3,596.00	0
39400			0	1975	1948	(2,100.00)	0
39400			0	1979	1948	(617.00)	0
39400			0	1984	1948	(879.00)	0
39400			9	1949	1949	5,555.00	0
39400			0	1970	1949	(154.00)	0
39400			0	1973	1949	(452.00)	0
39400			0	1975	1949	(54.00)	0
39400			0	1975	1949	(3,152.00)	0
39400			0	1979	1949	(318.00)	0
39400			0	1997	1949	(1,425.00)	0
39400			9	1950	1950	9,748.00	0
39400			0	1966	1950	(1,333.00)	0
39400			0	1975	1950	(228.00)	0
39400			0	1975	1950	(1,101.00)	0
39400			0	1977	1950	(367.00)	0
39400			0	1980	1950	(458.00)	0
39400			0	1984	1950	(3,614.00)	0
39400			0	1997	1950	(2,647.00)	0
39400			9	1951	1951	7,011.00	0
39400			0	1966	1951	(982.00)	0
39400			0	1975	1951	(374.00)	0
39400			0	1977	1951	(179.00)	0
39400			0	1984	1951	(2,606.00)	0
39400			0	1997	1951	(2,870.00)	0
39400			9	1952	1952	5,077.00	0
39400			0	1975	1952	(1,206.00)	0
39400			0	1979	1952	(2,405.00)	0
39400			0	1997	1952	(1,466.00)	0
39400			9	1953	1953	3,405.00	0
39400			0	1973	1953	(1,134.00)	0
39400			0	1975	1953	(43.00)	0
39400			0	1975	1953	(647.00)	0
39400			0	1984	1953	(1,581.00)	0
39400			9	1954	1954	11,964.00	0
39400			0	1975	1954	(138.00)	0
39400			0	1984	1954	(2,138.00)	0
39400			0	1991	1954	(1,443.00)	0
39400			0	1997	1954	(8,245.00)	0
39400			9	1955	1955	5,673.00	0
39400			0	1971	1955	(439.00)	0
39400			0	1975	1955	(837.00)	0
39400			0	1976	1955	(435.00)	0
39400			0	1984	1955	(1,409.00)	0
39400			0	1985	1955	(1,799.00)	0

Charnas

AccountNumber	GroupNumber	CompanyNumber	TransactionCode	TransactionYear	InstallationYear	Amount	AdjustedTY
39400			0	1997	1955	(754.00)	0
39400			9	1956	1956	16,631.00	0
39400			0	1960	1956	(367.00)	0
39400			0	1962	1956	(322.00)	0
39400			0	1975	1956	(102.00)	0
39400			0	1975	1956	(1,392.00)	0
39400			0	1982	1956	(94.00)	0
39400			0	1983	1956	(362.00)	0
39400			0	1984	1956	(3,387.00)	0
39400			0	1988	1956	(1,561.00)	0
39400			0	1997	1956	(9,044.00)	0
39400			9	1957	1957	7,906.00	0
39400			0	1960	1957	(105.00)	0
39400			0	1975	1957	(413.00)	0
39400			0	1980	1957	(2,309.00)	0
39400			0	1984	1957	(1,668.00)	0
39400			0	1988	1957	(807.00)	0
39400			0	1997	1957	(2,604.00)	0
39400			9	1958	1958	8,381.00	0
39400			0	1975	1958	(60.00)	0
39400			0	1984	1958	(2,270.00)	0
39400			0	1986	1958	(568.00)	0
39400			0	1997	1958	(5,483.00)	0
39400			9	1959	1959	13,422.00	0
39400			0	1967	1959	(185.00)	0
39400			0	1974	1959	(2,576.00)	0
39400			0	1975	1959	(483.00)	0
39400			0	1977	1959	(426.00)	0
39400			0	1984	1959	(1,491.00)	0
39400			0	1988	1959	(1,192.00)	0
39400			0	1996	1959	(4,139.00)	0
39400			0	1997	1959	(2,930.00)	0
39400			9	1960	1960	10,479.00	0
39400			0	1964	1960	(514.00)	0
39400			0	1971	1960	(900.00)	0
39400			0	1983	1960	(2,955.00)	0
39400			0	1984	1960	(2,379.00)	0
39400			0	1997	1960	(3,731.00)	0
39400			9	1961	1961	8,142.00	0
39400			0	1963	1961	(10.00)	0
39400			0	1968	1961	(77.00)	0
39400			0	1971	1961	(64.00)	0
39400			0	1972	1961	(1,541.00)	0
39400			0	1975	1961	(467.00)	0
39400			0	1975	1961	(1,814.00)	0
39400			0	1981	1961	(250.00)	0
39400			0	1982	1961	(206.00)	0
39400			0	1984	1961	(1,598.00)	0
39400			0	1989	1961	(2,115.00)	0
39400			9	1962	1962	15,480.00	0
39400			0	1971	1962	(417.00)	0
39400			0	1975	1962	(547.00)	0
39400			0	1975	1962	(334.00)	0
39400			0	1984	1962	(4,706.00)	0
39400			0	1990	1962	(2,806.00)	0
39400			0	1997	1962	(4,280.00)	0
39400			0	1998	1962	(2,390.00)	0
39400			9	1963	1963	17,137.00	0
39400			0	1975	1963	(666.00)	0
39400			0	1984	1963	(5,204.00)	0

Charnas

AccountNumber	GroupNumber	CompanyNumber	TransactionCode	TransactionYear	InstallationYear	Amount	AdjustedTY
39400			0	1996	1963	(835.00)	0
39400			0	1997	1963	(10,112.00)	0
39400			0	1997	1963	(320.00)	0
39400			9	1964	1964	15,004.00	0
39400			0	1971	1964	(53.00)	0
39400			0	1972	1964	(168.00)	0
39400			0	1975	1964	(586.00)	0
39400			0	1975	1964	(1,680.00)	0
39400			0	1979	1964	(617.00)	0
39400			0	1982	1964	(403.00)	0
39400			0	1983	1964	(3,380.00)	0
39400			0	1984	1964	(4,364.00)	0
39400			0	1997	1964	(3,753.00)	0
39400			9	1965	1965	23,733.00	0
39400			0	1966	1965	(60.00)	0
39400			0	1973	1965	(194.00)	0
39400			0	1975	1965	(720.00)	0
39400			0	1975	1965	(1,870.00)	0
39400			0	1977	1965	(358.00)	0
39400			0	1982	1965	(230.00)	0
39400			0	1984	1965	(7,555.00)	0
39400			0	1985	1965	(2,976.00)	0
39400			0	1990	1965	(531.00)	0
39400			0	1991	1965	(845.00)	0
39400			0	1997	1965	(8,394.00)	0
39400			9	1966	1966	13,486.00	0
39400			0	1968	1966	(166.00)	0
39400			0	1969	1966	(3,686.00)	0
39400			0	1971	1966	(88.00)	0
39400			0	1975	1966	(548.00)	0
39400			0	1983	1966	(224.00)	0
39400			0	1984	1966	(2,349.00)	0
39400			0	1985	1966	(2,922.00)	0
39400			0	1988	1966	(655.00)	0
39400			0	1997	1966	(2,848.00)	0
39400			9	1967	1967	6,740.00	0
39400			0	1971	1967	(218.00)	0
39400			0	1975	1967	(607.00)	0
39400			0	1975	1967	(727.00)	0
39400			0	1982	1967	(196.00)	0
39400			0	1984	1967	(2,321.00)	0
39400			0	1997	1967	(2,671.00)	0
39400			9	1968	1968	11,799.00	0
39400			0	1975	1968	(205.00)	0
39400			0	1984	1968	(1,260.00)	0
39400			0	1998	1968	(10,334.00)	0
39400			9	1969	1969	13,029.00	0
39400			0	1975	1969	(499.00)	0
39400			0	1975	1969	(2,147.00)	0
39400			0	1984	1969	(2,463.00)	0
39400			0	1990	1969	(552.00)	0
39400			0	1999	1969	(7,368.00)	0
39400			9	1970	1970	12,229.00	0
39400			0	1975	1970	(62.00)	0
39400			0	1975	1970	(154.41)	0
39400			0	1977	1970	(166.00)	0
39400			0	1984	1970	(2,176.00)	0
39400			0	2000	1970	(6,317.00)	0
39400			0	2004	1970	(3,353.59)	0
39400			9	1971	1971	14,074.00	0

AccountNumber	GroupNumber	CompanyNumber	TransactionCode	TransactionYear	InstallationYear	Amount	AdjustedTY
39400			0	1973	1971	(103.00)	0
39400			0	1975	1971	(342.00)	0
39400			0	1984	1971	(1,958.54)	0
39400			0	1996	1971	(752.00)	0
39400			0	2001	1971	(5,125.00)	0
39400			0	2004	1971	(5,793.46)	0
39400			9	1972	1972	19,916.00	0
39400			0	1975	1972	(435.00)	0
39400			0	1977	1972	(209.00)	0
39400			0	1984	1972	(5,411.00)	0
39400			0	1994	1972	(414.36)	0
39400			0	2004	1972	(13,446.64)	0
39400			9	1973	1973	12,122.00	0
39400			0	1975	1973	(955.00)	0
39400			0	1984	1973	(2,855.38)	0
39400			0	1996	1973	(3,005.00)	0
39400			0	2004	1973	(5,306.62)	0
39400			9	1974	1974	45,562.92	0
39400			0	1975	1974	(537.00)	0
39400			0	1984	1974	(11,134.00)	0
39400			0	1986	1974	(4,271.00)	0
39400			0	1989	1974	(294.00)	0
39400			0	1992	1974	(255.00)	0
39400			0	1997	1974	(10,401.00)	0
39400			0	2004	1974	(14,129.84)	0
39400			0	2006	1974	(4,541.08)	0
39400			9	1975	1975	127,963.79	0
39400			0	1982	1975	(2,281.00)	0
39400			0	1984	1975	(6,122.00)	0
39400			0	1989	1975	(5,712.00)	0
39400			0	1991	1975	(644.00)	0
39400			0	1992	1975	(308.00)	0
39400			0	2006	1975	(112,896.79)	0
39400			9	1976	1976	24,469.00	0
39400			0	1983	1976	(505.00)	0
39400			0	1984	1976	(6,628.00)	0
39400			0	1994	1976	(1,224.97)	0
39400			0	2006	1976	(16,111.03)	0
39400			9	1977	1977	39,983.00	0
39400			0	1980	1977	(141.00)	0
39400			0	1984	1977	(3,952.56)	0
39400			0	1988	1977	(776.00)	0
39400			0	1989	1977	(755.00)	0
39400			0	2007	1977	(34,358.44)	0
39400			9	1978	1978	48,207.00	0
39400			0	1984	1978	(3,237.00)	0
39400			0	2011	1978	(44,970.00)	0
39400			9	1979	1979	31,477.00	0
39400			0	1984	1979	(3,498.00)	0
39400			0	1988	1979	(3,295.00)	0
39400			0	2011	1979	(24,684.00)	0
39400			9	1980	1980	67,188.00	0
39400			0	1984	1980	(1,760.00)	0
39400			0	1987	1980	(2,987.00)	0
39400			0	1991	1980	(1,033.00)	0
39400			0	1994	1980	(2,864.00)	0
39400			0	2011	1980	(58,544.00)	0
39400			9	1981	1981	46,228.00	0
39400			0	1984	1981	(1,537.00)	0
39400			0	2011	1981	(44,691.00)	0

Charnas

AccountNumber	GroupNumber	CompanyNumber	TransactionCode	TransactionYear	InstallationYear	Amount	AdjustedTY
39400			9	1982	1982	80,453.00	0
39400			0	1984	1982	(1,663.00)	0
39400			0	1991	1982	(10,540.00)	0
39400			0	1992	1982	(3,260.00)	0
39400			0	1994	1982	(760.00)	0
39400			0	1996	1982	(927.00)	0
39400			0	2011	1982	(63,303.00)	0
39400			9	1983	1983	112,791.00	0
39400			0	1984	1983	(1,526.00)	0
39400			0	1991	1983	(2,294.00)	0
39400			0	1994	1983	(9,894.00)	0
39400			0	2011	1983	(99,077.00)	0
39400			9	1984	1984	62,249.00	0
39400			0	1984	1984	(720.00)	0
39400			0	1985	1984	(1,071.00)	0
39400			0	2011	1984	(60,458.00)	0
39400			9	1985	1985	58,998.00	0
39400			0	1992	1985	(1,073.00)	0
39400			0	2011	1985	(57,925.00)	0
39400			9	1986	1986	30,689.00	0
39400			0	2011	1986	(30,689.00)	0
39400			9	1987	1987	157,742.00	0
39400			0	2011	1987	(157,742.00)	0
39400			9	1988	1988	83,659.00	0
39400			0	1994	1988	(2,571.00)	0
39400			0	2011	1988	(81,088.00)	0
39400			9	1989	1989	77,423.00	0
39400			0	2011	1989	(77,423.00)	0
39400			9	1990	1990	38,060.00	0
39400			0	2011	1990	(38,060.00)	0
39400			9	1991	1991	81,964.00	0
39400			0	2011	1991	(1,948.25)	0
39400			8	2011	1991	80,015.75	0
39400			9	1992	1992	266,024.00	0
39400			8	2011	1992	266,024.00	0
39400			9	1993	1993	51,227.00	0
39400			8	2011	1993	51,227.00	0
39400			9	1994	1994	184,307.00	0
39400			0	1997	1994	(1,334.00)	0
39400			8	2011	1994	182,973.00	0
39400			9	1995	1995	128,983.00	0
39400			8	2011	1995	128,983.00	0
39400			9	1996	1996	320,563.36	0
39400			8	2011	1996	320,563.36	0
39400			9	1997	1997	275,144.00	0
39400			8	2011	1997	275,144.00	0
39400			9	1998	1998	177,280.00	0
39400			8	2011	1998	177,280.00	0
39400			9	1999	1999	288,029.00	0
39400			3	1999	1999	3,537.00	0
39400			8	2011	1999	291,566.00	0
39400			9	2000	2000	176,382.00	0
39400			3	2011	2000	(38,866.25)	0
39400			8	2011	2000	137,515.75	0
39400			9	2001	2001	113,230.00	0
39400			8	2011	2001	113,230.00	0
39400			9	2002	2002	586,793.00	0
39400			0	2007	2002	(100,000.00)	0
39400			3	2011	2002	(397,650.79)	0
39400			0	2011	2002	(17,798.73)	0

Charnas

AccountNumber	GroupNumber	CompanyNumber	TransactionCode	TransactionYear	InstallationYear	Amount	AdjustedTY
39400			8	2011	2002	71,343.48	0
39400			9	2003	2003	950,659.39	0
39400			3	2003	2003	254.84	0
39400			3	2011	2003	(85,819.39)	0
39400			8	2011	2003	865,094.84	0
39400			9	2004	2004	311,556.39	0
39400			3	2004	2004	38.84	0
39400			8	2011	2004	311,595.23	0
39400			9	2005	2005	289,715.49	0
39400			3	2011	2005	(85,774.69)	0
39400			8	2011	2005	203,940.80	0
39400			9	2006	2006	256,150.65	0
39400			3	2011	2006	(108,765.27)	0
39400			8	2011	2006	147,385.38	0
39400			9	2007	2007	273,749.49	0
39400			3	2007	2007	589.68	0
39400			3	2011	2007	(70,277.80)	0
39400			8	2011	2007	204,061.37	0
39400			9	2008	2008	98,021.38	0
39400			9	2008	2008	5,145.73	0
39400			9	2011	2008	(5,145.73)	0
39400			8	2011	2008	98,021.38	0
39400			9	2009	2009	845,635.90	0
39400			9	2009	2009	164,232.23	0
39400			9	2011	2009	(164,232.23)	0
39400			8	2011	2009	845,635.90	0
39400			9	2010	2010	1,300,531.95	0
39400			9	2010	2010	76,104.31	0
39400			9	2011	2010	(55,362.64)	0
39400			9	2011	2010	96,653.60	0
39400			8	2011	2010	1,417,927.22	0
39400			9	2011	2011	1,032,754.70	0
39400			9	2011	2011	17,385.10	0
39400			9	2011	2011	409,088.18	0
39400			8	2011	2011	1,459,227.98	0
39500			9	1937	1937	5,025.00	0
39500			0	1938	1937	(321.00)	0
39500			0	1940	1937	(321.00)	0
39500			0	1941	1937	(438.00)	0
39500			0	1942	1937	(62.00)	0
39500			0	1944	1937	(55.00)	0
39500			0	1945	1937	(1,267.00)	0
39500			0	1947	1937	(35.00)	0
39500			0	1972	1937	(138.00)	0
39500			0	1974	1937	(229.00)	0
39500			0	1975	1937	(2,159.00)	0
39500			9	1938	1938	7,387.00	0
39500			0	1949	1938	(335.00)	0
39500			0	1950	1938	(73.00)	0
39500			0	1951	1938	(140.00)	0
39500			0	1952	1938	(127.00)	0
39500			0	1953	1938	(197.00)	0
39500			0	1956	1938	(140.00)	0
39500			0	1957	1938	(129.00)	0
39500			0	1958	1938	(1,203.00)	0
39500			0	1959	1938	(62.00)	0
39500			0	1961	1938	(620.00)	0
39500			0	1962	1938	(311.00)	0
39500			0	1963	1938	(559.00)	0
39500			0	1964	1938	(57.00)	0

Charnas

AccountNumber	GroupNumber	CompanyNumber	TransactionCode	TransactionYear	InstallationYear	Amount	AdjustedTY
39500			0	1966	1938	(40.00)	0
39500			0	1975	1938	(3,394.00)	0
39500			9	1939	1939	1,366.00	0
39500			0	1975	1939	(242.00)	0
39500			0	1976	1939	(314.00)	0
39500			0	1978	1939	(810.00)	0
39500			9	1940	1940	2,927.00	0
39500			0	1976	1940	(166.00)	0
39500			0	1978	1940	(2,282.00)	0
39500			0	1981	1940	(255.00)	0
39500			0	1983	1940	(224.00)	0
39500			9	1941	1941	1,850.00	0
39500			0	1973	1941	(1,306.00)	0
39500			0	1979	1941	(475.00)	0
39500			0	1980	1941	(69.00)	0
39500			9	1942	1942	868.00	0
39500			0	1971	1942	(302.00)	0
39500			0	1975	1942	(73.00)	0
39500			0	1984	1942	(493.00)	0
39500			9	1943	1943	24,055.00	0
39500			0	1975	1943	(111.00)	0
39500			0	1984	1943	(23,944.00)	0
39500			9	1944	1944	329.00	0
39500			0	1975	1944	(209.00)	0
39500			0	1984	1944	(120.00)	0
39500			9	1945	1945	725.00	0
39500			0	1975	1945	(458.00)	0
39500			0	1975	1945	(267.00)	0
39500			9	1946	1946	1,787.00	0
39500			0	1975	1946	(1,362.00)	0
39500			0	1977	1946	(69.00)	0
39500			0	1997	1946	(356.00)	0
39500			9	1947	1947	3,519.00	0
39500			0	1975	1947	(2,917.00)	0
39500			0	1978	1947	(333.00)	0
39500			0	1997	1947	(269.00)	0
39500			9	1948	1948	1,117.00	0
39500			0	1975	1948	(831.00)	0
39500			0	1997	1948	(286.00)	0
39500			9	1949	1949	12,070.00	0
39500			0	1965	1949	(1,813.00)	0
39500			0	1973	1949	(98.00)	0
39500			0	1974	1949	(193.00)	0
39500			0	1975	1949	(1,197.00)	0
39500			0	1978	1949	(2,995.00)	0
39500			0	1984	1949	(3,981.00)	0
39500			0	1997	1949	(1,793.00)	0
39500			9	1950	1950	5,926.00	0
39500			0	1975	1950	(1,088.00)	0
39500			0	1976	1950	(1,441.00)	0
39500			0	1984	1950	(2,808.00)	0
39500			0	1997	1950	(589.00)	0
39500			9	1951	1951	4,226.00	0
39500			0	1965	1951	(924.00)	0
39500			0	1975	1951	(149.00)	0
39500			0	1976	1951	(572.00)	0
39500			0	1978	1951	(753.00)	0
39500			0	1984	1951	(1,828.00)	0
39500			9	1952	1952	3,632.00	0
39500			0	1974	1952	(100.00)	0

AccountNumber	GroupNumber	CompanyNumber	TransactionCode	TransactionYear	InstallationYear	Amount	AdjustedTY
39500			0	1975	1952	(341.00)	0
39500			0	1978	1952	(125.00)	0
39500			0	1984	1952	(2,210.00)	0
39500			0	1997	1952	(856.00)	0
39500			9	1953	1953	14,576.00	0
39500			0	1972	1953	(607.00)	0
39500			0	1975	1953	(3,789.00)	0
39500			0	1984	1953	(1,787.00)	0
39500			0	1997	1953	(8,393.00)	0
39500			9	1954	1954	12,565.00	0
39500			0	1960	1954	(50.00)	0
39500			0	1961	1954	(324.00)	0
39500			0	1972	1954	(18.00)	0
39500			0	1973	1954	(179.00)	0
39500			0	1975	1954	(1,003.00)	0
39500			0	1976	1954	(315.00)	0
39500			0	1978	1954	(630.00)	0
39500			0	1984	1954	(1,488.00)	0
39500			0	1992	1954	(561.00)	0
39500			0	1997	1954	(7,997.00)	0
39500			9	1955	1955	2,962.00	0
39500			0	1972	1955	(19.00)	0
39500			0	1975	1955	(331.00)	0
39500			0	1978	1955	(417.00)	0
39500			0	1984	1955	(1,038.00)	0
39500			0	1997	1955	(1,157.00)	0
39500			9	1956	1956	177,844.00	0
39500			0	1973	1956	(176,598.00)	0
39500			0	1975	1956	(900.00)	0
39500			0	1978	1956	(244.00)	0
39500			0	1997	1956	(102.00)	0
39500			9	1957	1957	14,774.00	0
39500			0	1972	1957	(158.00)	0
39500			0	1975	1957	(1,102.00)	0
39500			0	1976	1957	(274.00)	0
39500			0	1984	1957	(4,449.00)	0
39500			0	1994	1957	(3,810.00)	0
39500			0	1997	1957	(4,981.00)	0
39500			9	1958	1958	5,004.00	0
39500			0	1972	1958	(136.00)	0
39500			0	1975	1958	(441.00)	0
39500			0	1978	1958	(595.00)	0
39500			0	1984	1958	(2,916.00)	0
39500			0	1997	1958	(916.00)	0
39500			9	1959	1959	6,201.00	0
39500			0	1972	1959	(163.00)	0
39500			0	1975	1959	(338.00)	0
39500			0	1978	1959	(1,216.00)	0
39500			0	1980	1959	(133.00)	0
39500			0	1981	1959	(442.00)	0
39500			0	1984	1959	(2,272.00)	0
39500			0	1997	1959	(1,637.00)	0
39500			9	1960	1960	12,544.00	0
39500			0	1970	1960	(181.00)	0
39500			0	1972	1960	(121.00)	0
39500			0	1975	1960	(403.00)	0
39500			0	1976	1960	(7,609.00)	0
39500			0	1977	1960	(130.00)	0
39500			0	1984	1960	(3,161.00)	0
39500			0	1997	1960	(939.00)	0

Charnas

AccountNumber	GroupNumber	CompanyNumber	TransactionCode	TransactionYear	InstallationYear	Amount	AdjustedTY
39500			9	1961	1961	5,491.00	0
39500			0	1974	1961	(123.00)	0
39500			0	1975	1961	(661.00)	0
39500			0	1976	1961	(501.00)	0
39500			0	1984	1961	(3,059.00)	0
39500			0	1997	1961	(1,147.00)	0
39500			9	1962	1962	12,995.00	0
39500			0	1968	1962	(81.00)	0
39500			0	1970	1962	(143.00)	0
39500			0	1974	1962	(543.00)	0
39500			0	1975	1962	(427.00)	0
39500			0	1975	1962	(671.00)	0
39500			0	1981	1962	(362.00)	0
39500			0	1984	1962	(7,510.00)	0
39500			0	1988	1962	(555.00)	0
39500			0	1997	1962	(2,703.00)	0
39500			9	1963	1963	22,434.00	0
39500			0	1970	1963	(1,219.00)	0
39500			0	1975	1963	(370.00)	0
39500			0	1976	1963	(579.00)	0
39500			0	1980	1963	(233.00)	0
39500			0	1984	1963	(6,296.00)	0
39500			0	1994	1963	(12,798.00)	0
39500			0	1997	1963	(939.00)	0
39500			9	1964	1964	6,366.00	0
39500			0	1970	1964	(261.00)	0
39500			0	1975	1964	(957.00)	0
39500			0	1984	1964	(4,594.00)	0
39500			0	1997	1964	(554.00)	0
39500			9	1965	1965	6,479.00	0
39500			0	1975	1965	(692.00)	0
39500			0	1976	1965	(207.00)	0
39500			0	1984	1965	(4,105.00)	0
39500			0	1997	1965	(1,475.00)	0
39500			9	1966	1966	8,642.00	0
39500			0	1969	1966	(77.00)	0
39500			0	1970	1966	(45.00)	0
39500			0	1975	1966	(720.00)	0
39500			0	1976	1966	(172.00)	0
39500			0	1981	1966	(381.00)	0
39500			0	1984	1966	(4,898.00)	0
39500			0	1994	1966	(621.00)	0
39500			0	1997	1966	(1,728.00)	0
39500			9	1967	1967	5,205.00	0
39500			0	1975	1967	(365.00)	0
39500			0	1984	1967	(3,470.00)	0
39500			0	1997	1967	(1,370.00)	0
39500			9	1968	1968	8,748.00	0
39500			0	1973	1968	(76.00)	0
39500			0	1975	1968	(1,111.00)	0
39500			0	1978	1968	(356.00)	0
39500			0	1981	1968	(599.00)	0
39500			0	1984	1968	(5,635.00)	0
39500			0	1997	1968	(971.00)	0
39500			9	1969	1969	12,635.00	0
39500			0	1975	1969	(569.00)	0
39500			0	1976	1969	(585.00)	0
39500			0	1984	1969	(8,054.00)	0
39500			0	1997	1969	(3,427.00)	0
39500			9	1970	1970	11,841.00	0

AccountNumber	GroupNumber	CompanyNumber	TransactionCode	TransactionYear	InstallationYear	Amount	AdjustedTY
39500			0	1975	1970	(481.00)	0
39500			0	1976	1970	(576.00)	0
39500			0	1984	1970	(4,511.00)	0
39500			0	1985	1970	(2,463.00)	0
39500			0	1997	1970	(3,810.00)	0
39500			9	1971	1971	38,763.00	0
39500			0	1975	1971	(1,051.00)	0
39500			0	1976	1971	(49.00)	0
39500			0	1979	1971	(2,391.00)	0
39500			0	1984	1971	(9,859.00)	0
39500			0	1994	1971	(5,734.00)	0
39500			0	1998	1971	(19,679.00)	0
39500			9	1972	1972	22,342.00	0
39500			0	1975	1972	(1,063.00)	0
39500			0	1976	1972	(237.00)	0
39500			0	1977	1972	(297.00)	0
39500			0	1978	1972	(436.00)	0
39500			0	1984	1972	(6,708.00)	0
39500			0	1999	1972	(13,601.00)	0
39500			9	1973	1973	9,363.00	0
39500			0	1975	1973	(1,042.00)	0
39500			0	1976	1973	(566.00)	0
39500			0	1984	1973	(4,165.00)	0
39500			0	2000	1973	(3,590.00)	0
39500			9	1974	1974	16,588.00	0
39500			0	1975	1974	(419.00)	0
39500			0	1984	1974	(5,928.00)	0
39500			0	2001	1974	(7,445.00)	0
39500			0	2004	1974	(2,796.00)	0
39500			9	1975	1975	21,912.00	0
39500			0	1978	1975	(1,392.00)	0
39500			0	1984	1975	(5,180.00)	0
39500			0	2004	1975	(15,340.00)	0
39500			9	1976	1976	47,400.00	0
39500			0	1984	1976	(7,228.00)	0
39500			0	1994	1976	(593.00)	0
39500			0	1997	1976	(16,880.00)	0
39500			0	2004	1976	(22,699.00)	0
39500			9	1977	1977	14,348.00	0
39500			0	1984	1977	(6,787.00)	0
39500			0	2006	1977	(7,561.00)	0
39500			9	1978	1978	35,824.00	0
39500			0	1984	1978	(5,401.00)	0
39500			0	2006	1978	(30,423.00)	0
39500			9	1979	1979	21,285.00	0
39500			0	1984	1979	(3,857.00)	0
39500			0	2006	1979	(17,428.00)	0
39500			9	1980	1980	46,616.00	0
39500			0	1984	1980	(1,946.00)	0
39500			0	1988	1980	(624.00)	0
39500			0	2007	1980	(44,046.00)	0
39500			9	1981	1981	34,242.00	0
39500			0	1984	1981	(1,663.00)	0
39500			0	2011	1981	(32,579.00)	0
39500			9	1982	1982	29,494.00	0
39500			0	1984	1982	(2,706.00)	0
39500			0	2011	1982	(26,788.00)	0
39500			9	1983	1983	27,754.00	0
39500			0	1984	1983	(1,715.00)	0
39500			0	2011	1983	(26,039.00)	0

Charnas

AccountNumber	GroupNumber	CompanyNumber	TransactionCode	TransactionYear	InstallationYear	Amount	AdjustedTY
39500			9	1984	1984	22,560.00	0
39500			0	1985	1984	(2,662.00)	0
39500			0	2011	1984	(19,898.00)	0
39500			9	1985	1985	15,740.00	0
39500			0	1995	1985	(2,806.00)	0
39500			0	2011	1985	(12,934.00)	0
39500			9	1986	1986	32,709.00	0
39500			0	2011	1986	(32,709.00)	0
39500			9	1987	1987	91,660.00	0
39500			0	2011	1987	(91,660.00)	0
39500			9	1988	1988	97,814.00	0
39500			0	2011	1988	(97,814.00)	0
39500			9	1989	1989	159,733.00	0
39500			0	2011	1989	(159,733.00)	0
39500			9	1990	1990	35,317.00	0
39500			0	2011	1990	(35,317.00)	0
39500			9	1991	1991	70,795.00	0
39500			0	1994	1991	(5,606.00)	0
39500			0	2011	1991	(65,189.00)	0
39500			9	1992	1992	1,047,580.00	0
39500			0	2011	1992	(1,047,580.00)	0
39500			9	1993	1993	309,017.00	0
39500			0	1994	1993	(702.00)	0
39500			0	2011	1993	(308,315.00)	0
39500			9	1994	1994	126,769.00	0
39500			0	2011	1994	(126,769.00)	0
39500			9	1995	1995	221,185.00	0
39500			0	2011	1995	(221,185.00)	0
39500			9	1996	1996	226,420.00	0
39500			0	2011	1996	(226,420.00)	0
39500			9	1997	1997	166,510.00	0
39500			0	2011	1997	(166,510.00)	0
39500			9	1998	1998	206,110.00	0
39500			0	2011	1998	(206,110.00)	0
39500			9	1999	1999	80,661.00	0
39500			0	2011	1999	(80,661.00)	0
39500			9	2000	2000	45,152.51	0
39500			0	2011	2000	(45,152.51)	0
39500			9	2001	2001	11,751.00	0
39500			0	2011	2001	(11,751.00)	0
39500			0	2011	2001	(118,441.00)	0
39500			0	2011	2001	(827.92)	0
39500			0	2011	2001	119,268.92	0
39500			9	2002	2002	118,441.00	0
39500			0	2011	2002	(118,441.00)	0
39500			9	2003	2003	827.92	0
39500			0	2011	2003	(827.92)	0
39500			9	2007	2007	0.02	0
39500			9	2008	2007	(0.02)	0
39600			9	1969	1969	8,716.00	0
39600			0	1989	1969	(7,752.00)	0
39600			0	1997	1969	(964.00)	0
39600			9	1974	1974	367.00	0
39600			0	1984	1974	(367.00)	0
39600			9	1977	1977	23,329.00	0
39600			0	1994	1977	(17,056.00)	0
39600			0	1997	1977	(6,273.00)	0
39600			9	1978	1978	43,350.00	0
39600			0	1994	1978	(2,067.00)	0
39600			0	1997	1978	(41,283.00)	0

Charnas

AccountNumber	GroupNumber	CompanyNumber	TransactionCode	TransactionYear	InstallationYear	Amount	AdjustedTY
39600			9	1985	1985	24,070.00	0
39600			0	2000	1985	(24,070.00)	0
39600			9	1987	1987	9,513.39	0
39600			0	2004	1987	(9,513.39)	0
39600			9	1989	1989	22,970.07	0
39600			0	2004	1989	(22,970.07)	0
39600			9	1990	1990	29,959.36	0
39600			0	2006	1990	(29,959.36)	0
39600			9	1994	1994	48,808.98	0
39600			0	2011	1994	(48,808.98)	0
39600			9	1995	1995	55,790.00	0
39600			0	2011	1995	(55,790.00)	0
39600			9	1996	1996	3,001.20	0
39600			0	2011	1996	(3,001.20)	0
39600			9	1997	1997	6,098.00	0
39600			3	2011	1997	-	0
39600			8	2011	1997	6,098.00	0
39600			9	1999	1999	3,705.14	0
39600			3	2011	1999	-	0
39600			8	2011	1999	3,705.14	0
39600			9	2000	2000	20,831.00	0
39600			3	2011	2000	-	0
39600			8	2011	2000	20,831.00	0
39600			9	2003	2003	24,822.74	0
39600			3	2011	2003	-	0
39600			8	2011	2003	24,822.74	0
39600			9	2004	2004	96,576.68	0
39600			3	2011	2004	-	0
39600			8	2011	2004	96,576.68	0
39600			9	2005	2005	11,307.99	0
39600			3	2011	2005	-	0
39600			8	2011	2005	11,307.99	0
39600			9	2007	2007	0.01	0
39600			9	2008	2007	(0.01)	0
39600			9	2009	2009	132,372.80	0
39600			9	2009	2009	79,316.68	0
39600			9	2010	2009	(79,316.68)	2009
39600			3	2011	2009	-	0
39600			8	2011	2009	132,372.80	0
39600			9	2010	2010	701,660.60	0
39600			3	2011	2010	-	0
39600			8	2011	2010	701,660.60	0
39600			9	2011	2011	41,041.69	0
39600			9	2011	2011	136,408.80	0
39600			9	2011	2011	135,808.80	0
39600			9	2011	2011	(136,408.80)	0
39600			3	2011	2011	-	0
39600			8	2011	2011	176,850.49	0
39700			9	1905	1905	6,410.00	0
39700			0	1960	1905	(6,410.00)	0
39700			9	1938	1938	92,116.00	0
39700			0	1938	1938	(964.00)	0
39700			0	1939	1938	(1,484.00)	0
39700			0	1940	1938	(1,575.00)	0
39700			0	1941	1938	(6,842.00)	0
39700			0	1943	1938	(504.00)	0
39700			0	1948	1938	(145.00)	0
39700			0	1949	1938	(32,635.00)	0
39700			0	1950	1938	(6,290.00)	0
39700			0	1951	1938	(2,868.00)	0

Charnas

AccountNumber	GroupNumber	CompanyNumber	TransactionCode	TransactionYear	InstallationYear	Amount	AdjustedTY
39700			0	1953	1938	(110.00)	0
39700			0	1954	1938	(536.00)	0
39700			0	1955	1938	(2,355.00)	0
39700			0	1956	1938	(984.00)	0
39700			0	1957	1938	(5,625.00)	0
39700			0	1958	1938	(1,047.00)	0
39700			0	1959	1938	(461.00)	0
39700			0	1961	1938	(1,060.00)	0
39700			0	1962	1938	(26,631.00)	0
39700			9	1940	1940	119.00	0
39700			0	1962	1940	(119.00)	0
39700			9	1942	1942	84.00	0
39700			0	1962	1942	(84.00)	0
39700			9	1946	1946	461.00	0
39700			0	1958	1946	(461.00)	0
39700			9	1947	1947	1,996.00	0
39700			0	1957	1947	(1,074.00)	0
39700			0	1959	1947	(922.00)	0
39700			9	1948	1948	11,850.00	0
39700			0	1962	1948	(11,850.00)	0
39700			9	1949	1949	28,532.00	0
39700			0	1956	1949	(234.00)	0
39700			0	1957	1949	(461.00)	0
39700			0	1962	1949	(27,837.00)	0
39700			9	1950	1950	43,606.00	0
39700			0	1962	1950	(43,606.00)	0
39700			9	1951	1951	31,863.00	0
39700			0	1959	1951	(743.00)	0
39700			0	1962	1951	(23,999.00)	0
39700			0	1968	1951	(481.00)	0
39700			0	1969	1951	(2,066.00)	0
39700			0	1977	1951	(4,574.00)	0
39700			9	1952	1952	30,870.00	0
39700			0	1959	1952	(1,334.00)	0
39700			0	1963	1952	(47.00)	0
39700			0	1973	1952	(1,268.00)	0
39700			0	1977	1952	(11,236.00)	0
39700			0	1980	1952	(10,745.00)	0
39700			0	1981	1952	(1,162.00)	0
39700			0	1985	1952	(1,103.00)	0
39700			0	1986	1952	(476.00)	0
39700			0	1994	1952	(198.00)	0
39700			0	1997	1952	(3,301.00)	0
39700			9	1953	1953	51,765.00	0
39700			0	1963	1953	(333.00)	0
39700			0	1976	1953	(334.00)	0
39700			0	1997	1953	(51,098.00)	0
39700			9	1954	1954	56,004.00	0
39700			0	1961	1954	(463.00)	0
39700			0	1962	1954	(456.00)	0
39700			0	1964	1954	(12,450.00)	0
39700			0	1966	1954	(51.00)	0
39700			0	1972	1954	(900.00)	0
39700			0	1973	1954	(1,118.00)	0
39700			0	1974	1954	(5,480.00)	0
39700			0	1985	1954	(33,018.00)	0
39700			0	1994	1954	(2,068.00)	0
39700			9	1955	1955	22,708.00	0
39700			0	1960	1955	(978.00)	0
39700			0	1963	1955	(1,248.00)	0

AccountNumber	GroupNumber	CompanyNumber	TransactionCode	TransactionYear	InstallationYear	Amount	AdjustedTY
39700			0	1964	1955	(15,921.00)	0
39700			0	1966	1955	(1,311.00)	0
39700			0	1968	1955	(141.00)	0
39700			0	1969	1955	(162.00)	0
39700			0	1977	1955	(2,674.00)	0
39700			0	1991	1955	(273.00)	0
39700			9	1956	1956	14,437.00	0
39700			0	1964	1956	(11,123.00)	0
39700			0	1968	1956	(365.00)	0
39700			0	1973	1956	(235.00)	0
39700			0	1988	1956	(14.00)	0
39700			0	1990	1956	(256.00)	0
39700			0	1992	1956	(264.00)	0
39700			0	1997	1956	(2,180.00)	0
39700			9	1957	1957	9,226.00	0
39700			0	1962	1957	(551.00)	0
39700			0	1963	1957	(541.00)	0
39700			0	1986	1957	(246.00)	0
39700			0	1997	1957	(7,888.00)	0
39700			9	1958	1958	9,075.00	0
39700			0	1963	1958	(271.00)	0
39700			0	1964	1958	(870.00)	0
39700			0	1971	1958	(69.00)	0
39700			0	1997	1958	(7,865.00)	0
39700			9	1959	1959	1,273.00	0
39700			0	1962	1959	(602.00)	0
39700			0	1964	1959	(671.00)	0
39700			9	1960	1960	3,263.00	0
39700			0	1980	1960	(2,231.00)	0
39700			0	1982	1960	(1,002.00)	0
39700			0	1997	1960	(30.00)	0
39700			9	1961	1961	5,231.00	0
39700			0	1978	1961	(2,424.00)	0
39700			0	1982	1961	(1,867.00)	0
39700			0	1985	1961	(940.00)	0
39700			9	1962	1962	10,644.00	0
39700			0	1963	1962	(750.00)	0
39700			0	1966	1962	(434.00)	0
39700			0	1977	1962	(1,800.00)	0
39700			0	1982	1962	(7,660.00)	0
39700			9	1963	1963	136,779.00	0
39700			0	1968	1963	(355.00)	0
39700			0	1976	1963	(3,040.00)	0
39700			0	1977	1963	(3,854.00)	0
39700			0	1978	1963	(1,912.00)	0
39700			0	1981	1963	(1,162.00)	0
39700			0	1982	1963	(124,811.00)	0
39700			0	1994	1963	(1,645.00)	0
39700			9	1964	1964	1,752.00	0
39700			0	1964	1964	(833.00)	0
39700			0	1989	1964	(384.00)	0
39700			0	1991	1964	(273.00)	0
39700			0	1992	1964	(81.00)	0
39700			0	1994	1964	(181.00)	0
39700			9	1965	1965	23,363.00	0
39700			0	1982	1965	(2,109.00)	0
39700			0	1984	1965	(873.00)	0
39700			0	1985	1965	(914.00)	0
39700			0	1997	1965	(19,467.00)	0
39700			9	1966	1966	21,796.00	0

Charnas

AccountNumber	GroupNumber	CompanyNumber	TransactionCode	TransactionYear	InstallationYear	Amount	AdjustedTY
39700			0	1969	1966	(17.00)	0
39700			0	1982	1966	(7,509.00)	0
39700			0	1984	1966	(12,971.00)	0
39700			0	1985	1966	(1,161.00)	0
39700			0	1994	1966	(138.00)	0
39700			9	1967	1967	19,315.00	0
39700			0	1982	1967	(5,635.00)	0
39700			0	1984	1967	(2,541.00)	0
39700			0	1985	1967	(9,168.00)	0
39700			0	1986	1967	(1,012.00)	0
39700			0	1988	1967	(760.00)	0
39700			0	1994	1967	(199.00)	0
39700			9	1968	1968	21,240.00	0
39700			0	1971	1968	(15.00)	0
39700			0	1980	1968	(1,763.00)	0
39700			0	1982	1968	(13,088.00)	0
39700			0	1985	1968	(5,467.00)	0
39700			0	1991	1968	(907.00)	0
39700			9	1969	1969	65,686.00	0
39700			0	1974	1969	(434.00)	0
39700			0	1982	1969	(2,943.00)	0
39700			0	1984	1969	(15,791.00)	0
39700			0	1985	1969	(10,244.00)	0
39700			0	1986	1969	(720.00)	0
39700			0	1991	1969	(265.00)	0
39700			0	1997	1969	(35,289.00)	0
39700			9	1971	1971	20,087.00	0
39700			0	1982	1971	(9,943.00)	0
39700			0	1984	1971	(505.00)	0
39700			0	1985	1971	(9,639.00)	0
39700			9	1972	1972	41,854.00	0
39700			0	1982	1972	(5,984.00)	0
39700			0	1984	1972	(22,315.00)	0
39700			0	1985	1972	(12,987.00)	0
39700			0	1988	1972	(143.00)	0
39700			0	1993	1972	(425.00)	0
39700			9	1973	1973	58,448.00	0
39700			0	1977	1973	(1,200.00)	0
39700			0	1982	1973	(3,061.00)	0
39700			0	1984	1973	(1,649.00)	0
39700			0	1985	1973	(9,740.00)	0
39700			0	1987	1973	(110.00)	0
39700			0	1994	1973	(2,184.00)	0
39700			0	1996	1973	(737.00)	0
39700			0	1997	1973	(39,767.00)	0
39700			9	1974	1974	94,421.00	0
39700			0	1983	1974	(93,819.00)	0
39700			0	1994	1974	(602.00)	0
39700			9	1975	1975	51,545.00	0
39700			0	1982	1975	(956.00)	0
39700			0	1983	1975	(50,589.00)	0
39700			9	1976	1976	49,774.00	0
39700			0	1982	1976	(1,913.00)	0
39700			0	1983	1976	(9,137.00)	0
39700			0	1984	1976	(21,794.00)	0
39700			0	1985	1976	(2,183.00)	0
39700			0	1987	1976	(320.00)	0
39700			0	1992	1976	(1,046.00)	0
39700			0	1993	1976	(195.00)	0
39700			0	1997	1976	(13,186.00)	0

Charnas

AccountNumber	GroupNumber	CompanyNumber	TransactionCode	TransactionYear	InstallationYear	Amount	AdjustedTY
39700			9	1977	1977	178,404.00	0
39700			0	1982	1977	(1,964.00)	0
39700			0	1984	1977	(6,906.00)	0
39700			0	1985	1977	(8,202.00)	0
39700			0	1997	1977	(161,332.00)	0
39700			9	1978	1978	83,313.00	0
39700			0	1982	1978	(2,163.00)	0
39700			0	1985	1978	(2,819.00)	0
39700			0	1989	1978	(2,494.00)	0
39700			0	1994	1978	(190.00)	0
39700			0	1995	1978	(6,686.00)	0
39700			0	1997	1978	(68,961.00)	0
39700			9	1979	1979	209,225.00	0
39700			0	1982	1979	(3,709.00)	0
39700			0	1985	1979	(6,692.00)	0
39700			0	1995	1979	(1,312.00)	0
39700			0	1996	1979	(1,247.00)	0
39700			0	1997	1979	(196,265.00)	0
39700			9	1980	1980	114,466.00	0
39700			0	1982	1980	(3,014.00)	0
39700			0	1985	1980	(3,675.00)	0
39700			0	1988	1980	(696.00)	0
39700			0	1995	1980	(3,393.00)	0
39700			0	1998	1980	(103,688.00)	0
39700			9	1981	1981	626,840.00	0
39700			0	1985	1981	(3,119.00)	0
39700			0	1994	1981	(333.00)	0
39700			0	1996	1981	(209.00)	0
39700			0	1997	1981	(34,236.00)	0
39700			0	1999	1981	(588,943.00)	0
39700			9	1982	1982	196,742.00	0
39700			0	1985	1982	(14,138.00)	0
39700			0	1994	1982	(4,282.00)	0
39700			0	1995	1982	(2,383.00)	0
39700			0	1996	1982	(3,958.00)	0
39700			0	1997	1982	(73,242.00)	0
39700			0	2000	1982	(58,884.79)	0
39700			0	2000	1982	(39,353.00)	0
39700			0	2004	1982	(501.21)	0
39700			9	1983	1983	930,967.00	0
39700			0	1985	1983	(18,498.00)	0
39700			0	1993	1983	(1,700.00)	0
39700			0	1994	1983	(543.00)	0
39700			0	1995	1983	(6,990.00)	0
39700			0	1996	1983	(1,287.00)	0
39700			0	1997	1983	(86,414.60)	0
39700			0	1998	1983	(6,225.00)	0
39700			0	2001	1983	(41,218.00)	0
39700			0	2002	1983	(743,199.00)	0
39700			0	2004	1983	(15,517.65)	0
39700			0	2004	1983	(9,374.75)	0
39700			9	1984	1984	179,535.00	0
39700			0	1985	1984	(14,294.00)	0
39700			0	1992	1984	(1,164.00)	0
39700			0	1994	1984	(2,437.00)	0
39700			0	2002	1984	(5,382.00)	0
39700			0	2004	1984	(35,444.20)	0
39700			0	2004	1984	(120,813.80)	0
39700			9	1985	1985	339,778.00	0
39700			0	1993	1985	(33,360.00)	0

Charnas

AccountNumber	GroupNumber	CompanyNumber	TransactionCode	TransactionYear	InstallationYear	Amount	AdjustedTY
39700			0	1994	1985	(3,905.00)	0
39700			0	1995	1985	878.00	1994
39700			0	1996	1985	(3,493.00)	0
39700			0	2004	1985	(156,393.02)	0
39700			0	2004	1985	(128,455.03)	0
39700			0	2004	1985	(15,049.95)	0
39700			9	1986	1986	273,490.08	0
39700			0	1993	1986	(772.00)	0
39700			0	1994	1986	19.00	1994
39700			0	1994	1986	(719.00)	0
39700			0	1995	1986	772.00	1993
39700			0	1996	1986	18.00	1994
39700			0	2004	1986	(16,008.55)	0
39700			0	2004	1986	(23,883.29)	0
39700			3	2011	1986	(232,916.24)	0
39700			9	1987	1987	83,305.00	0
39700			0	1993	1987	(17,578.00)	0
39700			0	1994	1987	(1,494.00)	0
39700			0	1996	1987	(49.00)	0
39700			0	2007	1987	(20,287.34)	0
39700			3	2011	1987	(43,896.66)	0
39700			9	1988	1988	115,545.00	0
39700			0	1993	1988	(1,634.00)	0
39700			0	1994	1988	(3,867.00)	0
39700			0	1995	1988	1,634.00	1993
39700			0	1996	1988	(2,134.00)	0
39700			3	2011	1988	(109,544.00)	0
39700			9	1989	1989	41,483.00	0
39700			3	2011	1989	(41,483.00)	0
39700			9	1990	1990	19,078.00	0
39700			0	1995	1990	(1,224.00)	0
39700			0	2006	1990	(3,340.42)	0
39700			3	2011	1990	(14,513.58)	0
39700			9	1991	1991	36,784.00	0
39700			3	2011	1991	(36,784.00)	0
39700			9	1992	1992	269,618.00	0
39700			0	1994	1992	(2,518.00)	0
39700			0	1995	1992	(1,259.00)	0
39700			3	2011	1992	(265,841.00)	0
39700			9	1993	1993	45,713.00	0
39700			3	2011	1993	(45,713.00)	0
39700			9	1994	1994	58,150.00	0
39700			3	2011	1994	(58,150.00)	0
39700			9	1995	1995	176,174.00	0
39700			3	2011	1995	(176,174.00)	0
39700			9	1996	1996	333,387.00	0
39700			0	2006	1996	(5,269.83)	0
39700			0	2007	1996	(13,489.84)	0
39700			3	2011	1996	(314,627.33)	0
39700			9	1997	1997	86,040.00	0
39700			0	2009	1997	(86,039.54)	0
39700			3	2011	1997	(0.46)	0
39700			9	1998	1998	76,088.00	0
39700			0	2007	1998	(8,508.34)	0
39700			3	2011	1998	(67,579.66)	0
39700			9	1999	1999	710,927.00	0
39700			3	2011	1999	(710,927.00)	0
39700			9	2000	2000	264,728.00	0
39700			9	2000	2000	2,447,861.00	0
39700			9	2000	2000	4,182,832.00	0

Charnas

AccountNumber	GroupNumber	CompanyNumber	TransactionCode	TransactionYear	InstallationYear	Amount	AdjustedTY
39700			0	2006	2000	(8,253.63)	0
39700			3	2011	2000	(6,887,167.37)	0
39700			9	2001	2001	386,734.00	0
39700			9	2001	2001	680,965.00	0
39700			3	2011	2001	(1,067,699.00)	0
39700			9	2002	2002	732,737.00	0
39700			9	2002	2002	112,152.00	0
39700			3	2009	2002	72,579.87	0
39700			3	2011	2002	(917,468.87)	0
39700			9	2003	2003	1,380,832.98	0
39700			9	2003	2003	134,089.67	0
39700			9	2003	2003	91,167.02	0
39700			3	2003	2003	49.55	0
39700			3	2003	2003	(4,391.72)	0
39700			3	2003	2003	789.09	0
39700			0	2007	2003	(2,467.12)	0
39700			3	2009	2003	63,979.79	0
39700			0	2011	2003	(12,506.07)	0
39700			3	2011	2003	(1,651,543.19)	0
39700			9	2004	2004	435,468.32	0
39700			9	2004	2004	51,207.07	0
39700			3	2011	2004	(486,675.39)	0
39700			9	2005	2005	2,079,411.35	0
39700			9	2005	2005	109,929.58	0
39700			3	2011	2005	(2,189,340.93)	0
39700			9	2006	2006	815,159.55	0
39700			9	2006	2006	11,795.73	0
39700			3	2011	2006	(826,955.28)	0
39700			9	2007	2007	1,035,896.58	0
39700			9	2007	2007	0.02	0
39700			9	2007	2007	51,731.38	0
39700			3	2011	2007	(1,087,627.98)	0
39700			9	2008	2008	193,686.85	0
39700			9	2008	2008	265,026.36	0
39700			9	2008	2008	(0.02)	0
39700			9	2008	2008	376,341.20	0
39700			9	2008	2008	2,073,928.40	0
39700			9	2009	2008	(2,073,928.40)	0
39700			3	2011	2008	(835,054.39)	0
39700			9	2009	2009	2,741,109.17	0
39700			3	2011	2009	(2,741,109.17)	0
39700			9	2010	2010	7,166,857.98	0
39700			3	2011	2010	(7,166,857.98)	0
39700			9	2011	2011	2,896,915.52	0
39700			3	2011	2011	(2,896,915.52)	0
39710			4	2011	1986	87,398.38	0
39710			8	2011	1986	2,396.59	0
39710			8	2011	1986	78,560.83	0
39710			8	2011	1986	433.50	0
39710			8	2011	1986	6,007.46	0
39710			4	2011	1987	148,960.01	0
39710			8	2011	1987	2,262.00	0
39710			8	2011	1987	3,708.14	0
39710			8	2011	1987	23,863.41	0
39710			8	2011	1987	13,225.28	0
39710			8	2011	1987	24,360.22	0
39710			8	2011	1987	1,273.61	0
39710			8	2011	1987	4,171.28	0
39710			8	2011	1987	2,887.43	0
39710			8	2011	1987	35,681.75	0

AccountNumber	GroupNumber	CompanyNumber	TransactionCode	TransactionYear	InstallationYear	Amount	AdjustedTY
39710			8	2011	1987	35,765.36	0
39710			8	2011	1987	1,761.53	0
39710			4	2011	1988	142,791.70	0
39710			8	2011	1988	3,096.60	0
39710			8	2011	1988	4,528.08	0
39710			8	2011	1988	1,634.12	0
39710			8	2011	1988	715.71	0
39710			8	2011	1988	7,694.09	0
39710			8	2011	1988	2,154.18	0
39710			8	2011	1988	63,525.19	0
39710			8	2011	1988	1,875.15	0
39710			8	2011	1988	19,149.74	0
39710			8	2011	1988	4,288.58	0
39710			8	2011	1988	2,803.28	0
39710			8	2011	1988	29,623.56	0
39710			8	2011	1988	1,703.42	0
39710			4	2011	1989	39,582.58	0
39710			8	2011	1989	11,035.35	0
39710			8	2011	1989	2,859.62	0
39710			8	2011	1989	13,009.86	0
39710			8	2011	1989	12,677.75	0
39710			4	2011	1990	26,669.52	0
39710			8	2011	1990	16,132.52	0
39710			8	2011	1990	1,390.93	0
39710			8	2011	1990	1,894.54	0
39710			8	2011	1990	(946.10)	0
39710			8	2011	1990	3,435.50	0
39710			8	2011	1990	1,836.76	0
39710			8	2011	1990	2,925.37	0
39710			4	2011	1991	35,466.94	0
39710			8	2011	1991	21,466.96	0
39710			8	2011	1991	2,288.60	0
39710			8	2011	1991	(1,316.57)	0
39710			8	2011	1991	6,383.11	0
39710			8	2011	1991	3,743.87	0
39710			8	2011	1991	2,900.97	0
39710			4	2011	1992	263,190.83	0
39710			8	2011	1992	1,975.21	0
39710			8	2011	1992	45,282.30	0
39710			8	2011	1992	5,833.21	0
39710			8	2011	1992	6,121.05	0
39710			8	2011	1992	4,810.94	0
39710			8	2011	1992	148,793.41	0
39710			8	2011	1992	48,461.01	0
39710			8	2011	1992	1,913.70	0
39710			4	2011	1993	45,713.00	0
39710			8	2011	1993	16,353.68	0
39710			8	2011	1993	2,022.45	0
39710			8	2011	1993	22,154.52	0
39710			8	2011	1993	3,190.61	0
39710			8	2011	1993	1,991.74	0
39710			4	2011	1994	58,119.67	0
39710			8	2011	1994	22,900.72	0
39710			8	2011	1994	2,176.71	0
39710			8	2011	1994	1,911.75	0
39710			8	2011	1994	2,670.27	0
39710			8	2011	1994	4,276.77	0
39710			8	2011	1994	1,901.37	0
39710			8	2011	1994	5,242.92	0
39710			8	2011	1994	5,204.47	0

AccountNumber	GroupNumber	CompanyNumber	TransactionCode	TransactionYear	InstallationYear	Amount	AdjustedTY
39710			8	2011	1994	11,834.69	0
39710			4	2011	1995	177,122.26	0
39710			8	2011	1995	42,508.56	0
39710			8	2011	1995	5,732.31	0
39710			8	2011	1995	1,017.86	0
39710			8	2011	1995	3,982.55	0
39710			8	2011	1995	50,757.87	0
39710			8	2011	1995	31,453.82	0
39710			8	2011	1995	41,669.29	0
39710			4	2011	1996	314,627.57	0
39710			8	2011	1996	1,683.77	0
39710			8	2011	1996	9,240.23	0
39710			8	2011	1996	4,106.78	0
39710			8	2011	1996	69,733.24	0
39710			8	2011	1996	18,230.99	0
39710			8	2011	1996	6,442.54	0
39710			8	2011	1996	189,283.49	0
39710			8	2011	1996	3,182.76	0
39710			8	2011	1996	12,723.77	0
39710			4	2011	1999	241,923.26	0
39710			8	2011	1999	241,923.26	0
39710			4	2011	2000	19,398.59	0
39710			8	2011	2000	2,562.56	0
39710			8	2011	2000	10,389.34	0
39710			8	2011	2000	6,446.69	0
39710			4	2011	2001	532,409.74	0
39710			8	2011	2001	47,985.65	0
39710			8	2011	2001	9,961.01	0
39710			8	2011	2001	241,523.21	0
39710			8	2011	2001	197,518.15	0
39710			8	2011	2001	26,921.72	0
39710			8	2011	2001	8,500.00	0
39710			4	2011	2002	265,337.81	0
39710			8	2011	2002	125.24	0
39710			8	2011	2002	8,505.75	0
39710			8	2011	2002	37,438.31	0
39710			8	2011	2002	42,525.20	0
39710			8	2011	2002	93,565.28	0
39710			8	2011	2002	14,719.83	0
39710			8	2011	2002	54,075.26	0
39710			8	2011	2002	9,440.00	0
39710			8	2011	2002	1,919.00	0
39710			8	2011	2002	3,023.94	0
39710			4	2011	2003	882,642.01	0
39710			8	2011	2003	107,482.56	0
39710			8	2011	2003	71,279.15	0
39710			8	2011	2003	43,667.37	0
39710			8	2011	2003	88,695.57	0
39710			8	2011	2003	32,226.96	0
39710			8	2011	2003	35,788.88	0
39710			8	2011	2003	47,765.27	0
39710			8	2011	2003	11,336.26	0
39710			8	2011	2003	132,332.02	0
39710			8	2011	2003	35,805.00	0
39710			8	2011	2003	1,351.31	0
39710			8	2011	2003	2,467.11	0
39710			8	2011	2003	2,467.12	0
39710			8	2011	2003	2,477.11	0
39710			8	2011	2003	4,934.23	0
39710			8	2011	2003	18,713.97	0

Charnas

AccountNumber	GroupNumber	CompanyNumber	TransactionCode	TransactionYear	InstallationYear	Amount	AdjustedTY
39710			8	2011	2003	3,419.35	0
39710			8	2011	2003	77,259.49	0
39710			8	2011	2003	24,838.56	0
39710			8	2011	2003	77,781.70	0
39710			8	2011	2003	60,553.02	0
39710			4	2011	2004	363,623.46	0
39710			8	2011	2004	28,009.61	0
39710			8	2011	2004	153,817.85	0
39710			8	2011	2004	42,669.00	0
39710			8	2011	2004	18,699.00	0
39710			8	2011	2004	58,945.00	0
39710			8	2011	2004	28,329.00	0
39710			8	2011	2004	16,899.00	0
39710			8	2011	2004	16,255.00	0
39710			4	2011	2005	81,670.27	0
39710			8	2011	2005	6,037.82	0
39710			8	2011	2005	3,957.01	0
39710			8	2011	2005	4,091.10	0
39710			8	2011	2005	8,752.31	0
39710			8	2011	2005	4,121.69	0
39710			8	2011	2005	31,573.18	0
39710			8	2011	2005	23,137.16	0
39710			4	2011	2006	152,819.64	0
39710			8	2011	2006	111,369.98	0
39710			8	2011	2006	12,360.55	0
39710			8	2011	2006	29,089.11	0
39710			4	2011	2007	58,517.26	0
39710			8	2011	2007	58,517.26	0
39710			4	2011	2008	136,482.17	0
39710			8	2011	2008	41,090.81	0
39710			8	2011	2008	41,090.78	0
39710			8	2011	2008	41,238.59	0
39710			8	2011	2008	13,061.99	0
39710			4	2011	2009	435,055.63	0
39710			8	2011	2009	41,812.76	0
39710			8	2011	2009	11,146.22	0
39710			8	2011	2009	149,552.85	0
39710			8	2011	2009	59,279.13	0
39710			8	2011	2009	63,979.79	0
39710			8	2011	2009	72,579.87	0
39710			8	2011	2009	36,705.01	0
39710			4	2011	2010	4,722,083.34	0
39710			8	2011	2010	7,266.31	0
39710			8	2011	2010	74,120.11	0
39710			8	2011	2010	13,542.94	0
39710			8	2011	2010	18,960.12	0
39710			8	2011	2010	27,085.88	0
39710			8	2011	2010	1,863.85	0
39710			8	2011	2010	2,795.78	0
39710			8	2011	2010	2,795.78	0
39710			8	2011	2010	9,319.29	0
39710			8	2011	2010	10,251.19	0
39710			8	2011	2010	4,536,701.88	0
39710			8	2011	2010	11,869.11	0
39710			8	2011	2010	5,511.10	0
39710			4	2011	2011	939,690.26	0
39710			8	2011	2011	52,393.67	0
39710			8	2011	2011	22,451.94	0
39710			8	2011	2011	42,459.51	0
39710			8	2011	2011	547,782.01	0

AccountNumber	GroupNumber	CompanyNumber	TransactionCode	TransactionYear	InstallationYear	Amount	AdjustedTY
39710			8	2011	2011	274,603.13	0
39720			4	2011	1998	67,579.67	0
39720			8	2011	1998	55,121.82	0
39720			8	2011	1998	12,457.85	0
39720			4	2011	1999	741,013.58	0
39720			8	2011	1999	407,152.62	0
39720			8	2011	1999	49,415.59	0
39720			8	2011	1999	2,679.91	0
39720			8	2011	1999	2,679.91	0
39720			8	2011	1999	18,467.61	0
39720			8	2011	1999	220,165.49	0
39720			8	2011	1999	10,366.20	0
39720			8	2011	1999	30,086.25	0
39720			4	2011	2000	6,884,581.53	0
39720			8	2011	2000	482,258.66	0
39720			8	2011	2000	1,817,023.07	0
39720			8	2011	2000	3,935,887.72	0
39720			8	2011	2000	105,982.93	0
39720			8	2011	2000	240,853.23	0
39720			8	2011	2000	6,745.94	0
39720			8	2011	2000	9,144.76	0
39720			8	2011	2000	15,037.42	0
39720			8	2011	2000	18,970.30	0
39720			8	2011	2000	19,561.34	0
39720			8	2011	2000	29,645.64	0
39720			8	2011	2000	30,637.65	0
39720			8	2011	2000	42,614.32	0
39720			8	2011	2000	87,455.53	0
39720			8	2011	2000	9,659.54	0
39720			8	2011	2000	1,129.87	0
39720			8	2011	2000	1,366.75	0
39720			8	2011	2000	1,916.55	0
39720			8	2011	2000	6,090.58	0
39720			8	2011	2000	38,204.73	0
39720			8	2011	2000	(14,425.13)	0
39720			8	2011	2000	(1,179.87)	0
39720			4	2011	2001	332,063.91	0
39720			8	2011	2001	2,188.16	0
39720			8	2011	2001	68,581.75	0
39720			8	2011	2001	261,294.00	0
39720			4	2011	2002	490,319.06	0
39720			8	2011	2002	45,375.38	0
39720			8	2011	2002	60,678.69	0
39720			8	2011	2002	32,412.96	0
39720			8	2011	2002	122,870.75	0
39720			8	2011	2002	54,086.35	0
39720			8	2011	2002	44,278.88	0
39720			8	2011	2002	67,421.70	0
39720			8	2011	2002	63,194.35	0
39720			4	2011	2003	1,494,700.15	0
39720			8	2011	2003	38,237.10	0
39720			8	2011	2003	282,388.78	0
39720			8	2011	2003	24,534.41	0
39720			8	2011	2003	105,328.69	0
39720			8	2011	2003	30,575.55	0
39720			8	2011	2003	109,890.97	0
39720			8	2011	2003	4,540.65	0
39720			8	2011	2003	46,735.33	0
39720			8	2011	2003	30,709.97	0
39720			8	2011	2003	39,370.81	0

Charnas

AccountNumber	GroupNumber	CompanyNumber	TransactionCode	TransactionYear	InstallationYear	Amount	AdjustedTY
39720			8	2011	2003	83,957.42	0
39720			8	2011	2003	35,123.17	0
39720			8	2011	2003	35,180.52	0
39720			8	2011	2003	283,971.96	0
39720			8	2011	2003	14,627.35	0
39720			8	2011	2003	36,579.72	0
39720			8	2011	2003	44,993.28	0
39720			8	2011	2003	247,954.47	0
39720			4	2011	2004	618,952.82	0
39720			8	2011	2004	395,039.64	0
39720			8	2011	2004	48,201.00	0
39720			8	2011	2004	6,000.00	0
39720			8	2011	2004	65,664.97	0
39720			8	2011	2004	13,107.00	0
39720			8	2011	2004	6,161.05	0
39720			8	2011	2004	28,240.00	0
39720			8	2011	2004	3,590.00	0
39720			8	2011	2004	40,525.94	0
39720			8	2011	2004	12,423.22	0
39720			4	2011	2005	98,892.37	0
39720			8	2011	2005	16,060.95	0
39720			8	2011	2005	32,221.64	0
39720			8	2011	2005	19,395.68	0
39720			8	2011	2005	186.96	0
39720			8	2011	2005	19,231.41	0
39720			8	2011	2005	11,795.73	0
39720			4	2011	2006	1,267,642.26	0
39720			8	2011	2006	526,019.51	0
39720			8	2011	2006	76,704.11	0
39720			8	2011	2006	203,061.63	0
39720			8	2011	2006	10,153.82	0
39720			8	2011	2006	4,077.96	0
39720			8	2011	2006	2,768.28	0
39720			8	2011	2006	2,186.56	0
39720			8	2011	2006	24,799.02	0
39720			8	2011	2006	4,264.90	0
39720			8	2011	2006	4,550.80	0
39720			8	2011	2006	2,958.36	0
39720			8	2011	2006	96,146.86	0
39720			8	2011	2006	14,791.84	0
39720			8	2011	2006	34,055.83	0
39720			8	2011	2006	73,161.68	0
39720			8	2011	2006	94,196.24	0
39720			8	2011	2006	20,977.98	0
39720			8	2011	2006	10,195.80	0
39720			8	2011	2006	652.82	0
39720			8	2011	2006	38,671.94	0
39720			8	2011	2006	6,240.80	0
39720			8	2011	2006	10,721.59	0
39720			8	2011	2006	1,848.81	0
39720			8	2011	2006	806.84	0
39720			8	2011	2006	3,628.28	0
39720			4	2011	2007	263,953.18	0
39720			8	2011	2007	263,953.18	0
39720			4	2011	2008	661,845.09	0
39720			8	2011	2008	376,341.22	0
39720			8	2011	2008	141,584.01	0
39720			8	2011	2008	32,126.96	0
39720			8	2011	2008	58,086.19	0
39720			8	2011	2008	49,551.91	0

AccountNumber	GroupNumber	CompanyNumber	TransactionCode	TransactionYear	InstallationYear	Amount	AdjustedTY
39720			8	2011	2008	2,077.41	0
39720			8	2011	2008	2,077.39	0
39720			4	2011	2009	2,591,492.39	0
39720			8	2011	2009	56,952.59	0
39720			8	2011	2009	74,233.37	0
39720			8	2011	2009	554.26	0
39720			8	2011	2009	76,488.99	0
39720			8	2011	2009	303,830.99	0
39720			8	2011	2009	34,372.24	0
39720			8	2011	2009	83,468.40	0
39720			8	2011	2009	83,121.92	0
39720			8	2011	2009	100,031.61	0
39720			8	2011	2009	61,921.74	0
39720			8	2011	2009	63,030.64	0
39720			8	2011	2009	81,284.11	0
39720			8	2011	2009	61,050.48	0
39720			8	2011	2009	59,588.07	0
39720			8	2011	2009	2,895.16	0
39720			8	2011	2009	8,685.49	0
39720			8	2011	2009	7,523.71	0
39720			8	2011	2009	654.68	0
39720			8	2011	2009	1,359.42	0
39720			8	2011	2009	1,431.61	0
39720			8	2011	2009	2,374.57	0
39720			8	2011	2009	3,402.03	0
39720			8	2011	2009	4,225.07	0
39720			8	2011	2009	8,730.90	0
39720			8	2011	2009	29,987.21	0
39720			8	2011	2009	38,841.46	0
39720			8	2011	2009	5,573.11	0
39720			8	2011	2009	26,840.39	0
39720			8	2011	2009	26,840.39	0
39720			8	2011	2009	125,255.13	0
39720			8	2011	2009	125,255.13	0
39720			8	2011	2009	17,893.60	0
39720			8	2011	2009	17,893.60	0
39720			8	2011	2009	63,597.07	0
39720			8	2011	2009	95,395.65	0
39720			8	2011	2009	170,349.28	0
39720			8	2011	2009	20,154.86	0
39720			8	2011	2009	44,733.98	0
39720			8	2011	2009	44,733.98	0
39720			8	2011	2009	38,294.26	0
39720			8	2011	2009	52,872.84	0
39720			8	2011	2009	17,893.56	0
39720			8	2011	2009	17,893.62	0
39720			8	2011	2009	331,908.70	0
39720			8	2011	2009	98,072.52	0
39720			4	2011	2010	2,444,774.64	0
39720			8	2011	2010	45.00	0
39720			8	2011	2010	18,165.76	0
39720			8	2011	2010	12,479.80	0
39720			8	2011	2010	1,733.50	0
39720			8	2011	2010	69,922.15	0
39720			8	2011	2010	16,280.72	0
39720			8	2011	2010	307.72	0
39720			8	2011	2010	6,356.32	0
39720			8	2011	2010	8,903.94	0
39720			8	2011	2010	41,532.17	0
39720			8	2011	2010	32,895.07	0

AccountNumber	GroupNumber	CompanyNumber	TransactionCode	TransactionYear	InstallationYear	Amount	AdjustedTY
39720			8	2011	2010	11,814.87	0
39720			8	2011	2010	11,814.87	0
39720			8	2011	2010	11,814.87	0
39720			8	2011	2010	11,814.87	0
39720			8	2011	2010	22,448.25	0
39720			8	2011	2010	22,448.25	0
39720			8	2011	2010	22,448.25	0
39720			8	2011	2010	51,985.42	0
39720			8	2011	2010	101,607.86	0
39720			8	2011	2010	8,865.17	0
39720			8	2011	2010	1,863.85	0
39720			8	2011	2010	2,329.79	0
39720			8	2011	2010	2,795.78	0
39720			8	2011	2010	9,319.29	0
39720			8	2011	2010	10,251.19	0
39720			8	2011	2010	31,109.09	0
39720			8	2011	2010	34,220.00	0
39720			8	2011	2010	65,329.05	0
39720			8	2011	2010	65,329.06	0
39720			8	2011	2010	180,432.71	0
39720			8	2011	2010	180,432.71	0
39720			8	2011	2010	3,799.35	0
39720			8	2011	2010	3,799.36	0
39720			8	2011	2010	8,865.17	0
39720			8	2011	2010	25,329.07	0
39720			8	2011	2010	44,113.35	0
39720			8	2011	2010	882,267.06	0
39720			8	2011	2010	132,340.07	0
39720			8	2011	2010	63,460.37	0
39720			8	2011	2010	35,283.89	0
39720			8	2011	2010	35,283.92	0
39720			8	2011	2010	35,283.92	0
39720			8	2011	2010	35,283.92	0
39720			8	2011	2010	35,283.92	0
39720			8	2011	2010	35,283.92	0
39720			8	2011	2010	35,283.92	0
39720			4	2011	2011	1,957,225.25	0
39720			8	2011	2011	293,411.83	0
39720			8	2011	2011	239,356.73	0
39720			8	2011	2011	234,373.28	0
39720			8	2011	2011	9,493.33	0
39720			8	2011	2011	792.49	0
39720			8	2011	2011	3,961.82	0
39720			8	2011	2011	4,999.96	0
39720			8	2011	2011	5,012.48	0
39720			8	2011	2011	5,344.55	0
39720			8	2011	2011	8,234.66	0
39720			8	2011	2011	10,256.55	0
39720			8	2011	2011	14,292.57	0
39720			8	2011	2011	14,795.17	0
39720			8	2011	2011	28,462.75	0
39720			8	2011	2011	161,917.25	0
39720			8	2011	2011	9,206.94	0
39720			8	2011	2011	3,367.79	0
39720			8	2011	2011	11,295.39	0
39720			8	2011	2011	13,177.99	0
39720			8	2011	2011	13,177.99	0
39720			8	2011	2011	14,433.04	0
39720			8	2011	2011	17,570.65	0
39720			8	2011	2011	17,570.65	0
39720			8	2011	2011	18,825.71	0

Charnas

AccountNumber	GroupNumber	CompanyNumber	TransactionCode	TransactionYear	InstallationYear	Amount	AdjustedTY
39720			8	2011	2011	22,590.84	0
39720			8	2011	2011	51,456.91	0
39720			8	2011	2011	60,242.22	0
39720			8	2011	2011	224,025.79	0
39720			8	2011	2011	17,180.51	0
39720			8	2011	2011	29,378.64	0
39720			8	2011	2011	35,391.84	0
39720			8	2011	2011	49,823.50	0
39720			8	2011	2011	103,083.01	0
39720			8	2011	2011	185,549.43	0
39720			8	2011	2011	25,170.99	0
39730			4	2011	2000	17,408.00	0
39730			8	2011	2000	17,408.00	0
39730			4	2011	2002	262,488.58	0
39730			8	2011	2002	6,437.08	0
39730			8	2011	2002	95,124.33	0
39730			8	2011	2002	82,512.77	0
39730			8	2011	2002	54,032.83	0
39730			8	2011	2002	24,381.57	0
39730			4	2011	2003	73,009.26	0
39730			8	2011	2003	8,382.38	0
39730			8	2011	2003	22,373.91	0
39730			8	2011	2003	39,775.85	0
39730			8	2011	2003	2,477.12	0
39730			4	2011	2004	433,327.36	0
39730			8	2011	2004	86,748.07	0
39730			8	2011	2004	109,041.49	0
39730			8	2011	2004	237,537.80	0
39800			9	1905	1905	1,103.00	0
39800			0	1960	1905	(1,103.00)	0
39800			9	1919	1919	3,735.00	0
39800			0	1939	1919	(1,193.00)	0
39800			0	1942	1919	(235.00)	0
39800			0	1947	1919	(450.00)	0
39800			0	1948	1919	(1,290.00)	0
39800			0	1949	1919	(223.00)	0
39800			0	1950	1919	(226.00)	0
39800			0	1952	1919	(118.00)	0
39800			9	1937	1937	873.00	0
39800			0	1952	1937	(873.00)	0
39800			9	1938	1938	18,722.00	0
39800			0	1952	1938	(12,869.00)	0
39800			0	1953	1938	(43.00)	0
39800			0	1954	1938	(2,788.00)	0
39800			0	1955	1938	(1,215.00)	0
39800			0	1957	1938	(77.00)	0
39800			0	1961	1938	(285.00)	0
39800			0	1962	1938	(292.00)	0
39800			0	1964	1938	(108.00)	0
39800			0	1965	1938	(412.00)	0
39800			0	1967	1938	(20.00)	0
39800			0	1971	1938	(613.00)	0
39800			9	1940	1940	1,061.00	0
39800			0	1975	1940	(101.00)	0
39800			0	2010	1940	(960.00)	0
39800			9	1942	1942	678.00	0
39800			0	2010	1942	(678.00)	0
39800			9	1944	1944	504.00	0
39800			0	2010	1944	(504.00)	0
39800			9	1945	1945	1,065.00	0

Charnas

AccountNumber	GroupNumber	CompanyNumber	TransactionCode	TransactionYear	InstallationYear	Amount	AdjustedTY
39800			0	1973	1945	(180.00)	0
39800			0	1975	1945	(8.00)	0
39800			0	2010	1945	(877.00)	0
39800			9	1946	1946	1,892.00	0
39800			0	2010	1946	(1,892.00)	0
39800			9	1947	1947	830.00	0
39800			0	1973	1947	(20.00)	0
39800			0	1997	1947	(61.00)	0
39800			0	2010	1947	(749.00)	0
39800			9	1948	1948	279.00	0
39800			0	2010	1948	(279.00)	0
39800			9	1949	1949	3,038.00	0
39800			0	1975	1949	(250.00)	0
39800			0	1997	1949	(502.00)	0
39800			0	2010	1949	(2,286.00)	0
39800			9	1950	1950	2,308.00	0
39800			0	1973	1950	(27.00)	0
39800			0	1975	1950	(319.00)	0
39800			0	2010	1950	(1,962.00)	0
39800			9	1951	1951	2,670.00	0
39800			0	1975	1951	(315.00)	0
39800			0	2010	1951	(2,355.00)	0
39800			9	1952	1952	86,505.00	0
39800			0	1963	1952	(250.00)	0
39800			0	1973	1952	(4,457.00)	0
39800			0	1974	1952	(8,180.00)	0
39800			0	1975	1952	(2,660.00)	0
39800			0	1977	1952	(3,023.00)	0
39800			0	1978	1952	(116.00)	0
39800			0	1979	1952	(1,594.00)	0
39800			0	1984	1952	(4,073.00)	0
39800			0	1987	1952	(1,185.00)	0
39800			0	1988	1952	(1,266.00)	0
39800			0	1989	1952	(1,185.00)	0
39800			0	1990	1952	(1,190.00)	0
39800			0	1992	1952	(1,196.00)	0
39800			0	1994	1952	(6,170.00)	0
39800			0	1995	1952	79.00	1994
39800			0	1996	1952	(3,560.00)	0
39800			0	1997	1952	(46,131.00)	0
39800			0	2010	1952	(348.00)	0
39800			9	1953	1953	7,711.00	0
39800			0	1963	1953	(167.00)	0
39800			0	1972	1953	(115.00)	0
39800			0	1973	1953	(17.00)	0
39800			0	1974	1953	(2,917.00)	0
39800			0	1975	1953	(422.00)	0
39800			0	1979	1953	(895.00)	0
39800			0	1990	1953	(522.00)	0
39800			0	1997	1953	(1,019.00)	0
39800			0	2010	1953	(1,637.00)	0
39800			9	1954	1954	9,287.00	0
39800			0	1961	1954	(1,200.00)	0
39800			0	1965	1954	(345.00)	0
39800			0	1975	1954	(460.00)	0
39800			0	1979	1954	(532.00)	0
39800			0	1984	1954	(3,286.00)	0
39800			0	1997	1954	(3,464.00)	0
39800			9	1955	1955	4,474.00	0
39800			0	1971	1955	(242.00)	0

Charnas

AccountNumber	GroupNumber	CompanyNumber	TransactionCode	TransactionYear	InstallationYear	Amount	AdjustedTY
39800			0	1972	1955	(112.00)	0
39800			0	1975	1955	(31.00)	0
39800			0	1984	1955	(2,145.00)	0
39800			0	1986	1955	(655.00)	0
39800			0	1997	1955	(1,289.00)	0
39800			9	1956	1956	5,467.00	0
39800			0	1964	1956	(189.00)	0
39800			0	1965	1956	(125.00)	0
39800			0	1966	1956	(376.00)	0
39800			0	1969	1956	(129.00)	0
39800			0	1975	1956	(546.00)	0
39800			0	1976	1956	(56.00)	0
39800			0	1984	1956	(1,695.00)	0
39800			0	1997	1956	(1,965.00)	0
39800			0	2010	1956	(386.00)	0
39800			9	1957	1957	2,732.00	0
39800			0	1973	1957	(148.00)	0
39800			0	1975	1957	(12.00)	0
39800			0	1979	1957	(84.00)	0
39800			0	1984	1957	(1,318.00)	0
39800			0	1997	1957	(2,104.00)	0
39800			0	2010	1957	934.00	1997
39800			9	1958	1958	2,515.00	0
39800			0	1963	1958	(821.00)	0
39800			0	1964	1958	(212.00)	0
39800			0	1965	1958	(80.00)	0
39800			0	1975	1958	(278.00)	0
39800			0	1981	1958	(95.00)	0
39800			0	2010	1958	(1,029.00)	0
39800			9	1959	1959	3,616.00	0
39800			0	1971	1959	(457.00)	0
39800			0	1974	1959	(177.00)	0
39800			0	1975	1959	(214.00)	0
39800			0	1979	1959	(188.00)	0
39800			0	1984	1959	(1,800.00)	0
39800			0	1987	1959	(681.00)	0
39800			0	2010	1959	(99.00)	0
39800			9	1960	1960	7,319.00	0
39800			0	1963	1960	(99.00)	0
39800			0	1967	1960	(243.00)	0
39800			0	1971	1960	(180.00)	0
39800			0	1972	1960	(445.00)	0
39800			0	1975	1960	(814.00)	0
39800			0	1976	1960	(220.00)	0
39800			0	1980	1960	(899.00)	0
39800			0	1984	1960	(1,876.00)	0
39800			0	1997	1960	(1,286.00)	0
39800			0	2010	1960	(1,257.00)	0
39800			9	1961	1961	10,501.00	0
39800			0	1969	1961	(1,515.00)	0
39800			0	1970	1961	(586.00)	0
39800			0	1971	1961	(26.00)	0
39800			0	1974	1961	(503.00)	0
39800			0	1975	1961	(449.00)	0
39800			0	1981	1961	(140.00)	0
39800			0	1984	1961	(5,538.00)	0
39800			0	1997	1961	(1,744.00)	0
39800			9	1962	1962	22,665.00	0
39800			0	1966	1962	(351.00)	0
39800			0	1969	1962	(405.00)	0

AccountNumber	GroupNumber	CompanyNumber	TransactionCode	TransactionYear	InstallationYear	Amount	AdjustedTY
39800			0	1970	1962	(316.00)	0
39800			0	1971	1962	(612.00)	0
39800			0	1972	1962	(286.00)	0
39800			0	1973	1962	(74.00)	0
39800			0	1974	1962	(398.00)	0
39800			0	1975	1962	(1,926.00)	0
39800			0	1977	1962	(177.00)	0
39800			0	1983	1962	(105.00)	0
39800			0	1984	1962	(10,235.00)	0
39800			0	1997	1962	(6,267.00)	0
39800			0	2010	1962	(1,513.00)	0
39800			9	1963	1963	20,186.00	0
39800			0	1965	1963	(329.00)	0
39800			0	1966	1963	(104.00)	0
39800			0	1967	1963	(429.00)	0
39800			0	1972	1963	(1,289.00)	0
39800			0	1973	1963	(807.00)	0
39800			0	1974	1963	(282.00)	0
39800			0	1975	1963	(2,221.00)	0
39800			0	1976	1963	(508.00)	0
39800			0	1979	1963	(537.00)	0
39800			0	1984	1963	(5,517.00)	0
39800			0	1985	1963	(1,398.00)	0
39800			0	1997	1963	(4,883.00)	0
39800			0	2010	1963	(1,882.00)	0
39800			9	1964	1964	12,459.00	0
39800			0	1969	1964	(524.00)	0
39800			0	1970	1964	(509.00)	0
39800			0	1971	1964	(143.00)	0
39800			0	1973	1964	(85.00)	0
39800			0	1975	1964	(1,468.00)	0
39800			0	1981	1964	(288.00)	0
39800			0	1982	1964	(288.00)	0
39800			0	1984	1964	(7,255.00)	0
39800			0	1997	1964	(1,899.00)	0
39800			9	1965	1965	13,888.00	0
39800			0	1967	1965	(521.00)	0
39800			0	1969	1965	(339.00)	0
39800			0	1971	1965	(367.00)	0
39800			0	1973	1965	(932.00)	0
39800			0	1974	1965	(422.00)	0
39800			0	1975	1965	(1,821.00)	0
39800			0	1978	1965	(542.00)	0
39800			0	1979	1965	(49.00)	0
39800			0	1984	1965	(2,807.00)	0
39800			0	1997	1965	(4,423.00)	0
39800			0	2010	1965	(1,665.00)	0
39800			9	1966	1966	18,373.00	0
39800			0	1973	1966	(206.00)	0
39800			0	1974	1966	(239.00)	0
39800			0	1975	1966	(1,849.00)	0
39800			0	1977	1966	(565.00)	0
39800			0	1982	1966	(921.00)	0
39800			0	1984	1966	(6,318.00)	0
39800			0	1994	1966	(1,473.00)	0
39800			0	1997	1966	(4,579.00)	0
39800			0	2010	1966	(2,223.00)	0
39800			9	1967	1967	25,417.00	0
39800			0	1969	1967	(563.00)	0
39800			0	1970	1967	(179.00)	0

Charnas

AccountNumber	GroupNumber	CompanyNumber	TransactionCode	TransactionYear	InstallationYear	Amount	AdjustedTY
39800			0	1972	1967	(796.00)	0
39800			0	1973	1967	(299.00)	0
39800			0	1975	1967	(2,539.00)	0
39800			0	1979	1967	(176.00)	0
39800			0	1982	1967	(2,141.00)	0
39800			0	1984	1967	(11,937.00)	0
39800			0	1995	1967	(2,430.00)	0
39800			0	1997	1967	(2,664.00)	0
39800			0	2010	1967	(1,693.00)	0
39800			9	1968	1968	12,322.00	0
39800			0	1971	1968	(168.00)	0
39800			0	1973	1968	(30.00)	0
39800			0	1975	1968	(1,683.00)	0
39800			0	1979	1968	(833.00)	0
39800			0	1984	1968	(6,298.00)	0
39800			0	1988	1968	(53.00)	0
39800			0	1994	1968	(53.00)	0
39800			0	1995	1968	53.00	1994
39800			0	1997	1968	(2,712.00)	0
39800			0	2010	1968	(545.00)	0
39800			9	1969	1969	18,167.00	0
39800			0	1971	1969	(517.00)	0
39800			0	1972	1969	(426.00)	0
39800			0	1973	1969	(688.00)	0
39800			0	1975	1969	(2,264.00)	0
39800			0	1976	1969	(284.00)	0
39800			0	1980	1969	(299.00)	0
39800			0	1984	1969	(8,121.00)	0
39800			0	1997	1969	(2,338.00)	0
39800			0	2010	1969	(3,230.00)	0
39800			9	1970	1970	13,936.00	0
39800			0	1972	1970	(44.00)	0
39800			0	1973	1970	(832.00)	0
39800			0	1974	1970	(241.00)	0
39800			0	1975	1970	(1,585.00)	0
39800			0	1984	1970	(9,486.00)	0
39800			0	1994	1970	(627.00)	0
39800			0	1997	1970	(611.00)	0
39800			0	2010	1970	(510.00)	0
39800			9	1971	1971	18,604.00	0
39800			0	1972	1971	(107.00)	0
39800			0	1974	1971	(618.00)	0
39800			0	1975	1971	(1,911.00)	0
39800			0	1978	1971	(516.00)	0
39800			0	1984	1971	(12,603.00)	0
39800			0	1987	1971	(1,185.00)	0
39800			0	1988	1971	(306.00)	0
39800			0	1997	1971	(1,358.00)	0
39800			9	1972	1972	29,014.00	0
39800			0	1974	1972	(192.00)	0
39800			0	1975	1972	(785.00)	0
39800			0	1978	1972	(3,648.00)	0
39800			0	1983	1972	(785.00)	0
39800			0	1984	1972	(14,739.00)	0
39800			0	1985	1972	(1,177.00)	0
39800			0	1987	1972	(985.00)	0
39800			0	1997	1972	(6,703.00)	0
39800			9	1973	1973	20,634.00	0
39800			0	1975	1973	(2,219.00)	0
39800			0	1981	1973	(90.00)	0

Charnas

AccountNumber	GroupNumber	CompanyNumber	TransactionCode	TransactionYear	InstallationYear	Amount	AdjustedTY
39800			0	1984	1973	(13,444.00)	0
39800			0	1997	1973	(4,881.00)	0
39800			9	1974	1974	12,898.00	0
39800			0	1975	1974	(1,751.00)	0
39800			0	1977	1974	(184.00)	0
39800			0	1984	1974	(6,768.00)	0
39800			0	1997	1974	(4,195.00)	0
39800			9	1975	1975	19,610.00	0
39800			0	1980	1975	(274.00)	0
39800			0	1984	1975	(7,459.00)	0
39800			0	1997	1975	(4,895.00)	0
39800			0	2010	1975	(6,982.00)	0
39800			9	1976	1976	4,331.00	0
39800			0	1980	1976	(859.00)	0
39800			0	1981	1976	(825.00)	0
39800			0	1988	1976	(977.00)	0
39800			0	1991	1976	(523.00)	0
39800			0	1992	1976	(1,078.00)	0
39800			0	2010	1976	(69.00)	0
39800			9	1977	1977	22,720.00	0
39800			0	1983	1977	(1,174.00)	0
39800			0	1984	1977	(11,521.00)	0
39800			0	1989	1977	(925.00)	0
39800			0	1997	1977	(9,100.00)	0
39800			9	1978	1978	24,091.00	0
39800			0	1984	1978	(2,128.00)	0
39800			0	1994	1978	(855.00)	0
39800			0	1997	1978	(21,108.00)	0
39800			9	1979	1979	19,069.00	0
39800			0	1984	1979	(4,407.00)	0
39800			0	1987	1979	(1,376.00)	0
39800			0	1989	1979	(1,531.00)	0
39800			0	1992	1979	(1,328.00)	0
39800			0	1993	1979	(1,531.00)	0
39800			0	1994	1979	(1,421.00)	0
39800			0	1997	1979	(7,419.00)	0
39800			0	2010	1979	(56.00)	0
39800			9	1980	1980	31,331.00	0
39800			0	1982	1980	(938.00)	0
39800			0	1984	1980	(13,329.00)	0
39800			0	1994	1980	(1,983.00)	0
39800			0	1997	1980	(15,081.00)	0
39800			9	1981	1981	6,837.00	0
39800			0	1984	1981	(3,032.00)	0
39800			0	1988	1981	(1,584.00)	0
39800			0	1992	1981	(2,221.00)	0
39800			9	1982	1982	21,085.00	0
39800			0	1984	1982	(5,704.00)	0
39800			0	1994	1982	(1,170.00)	0
39800			0	1997	1982	(11,414.00)	0
39800			0	2010	1982	(2,797.00)	0
39800			9	1983	1983	13,092.00	0
39800			0	1984	1983	(2,256.00)	0
39800			0	1985	1983	(777.00)	0
39800			0	1986	1983	(1,578.00)	0
39800			0	1994	1983	(901.00)	0
39800			0	1998	1983	(7,580.00)	0
39800			9	1984	1984	10,539.00	0
39800			0	1985	1984	(826.00)	0
39800			0	1999	1984	(9,713.00)	0

Charnas

AccountNumber	GroupNumber	CompanyNumber	TransactionCode	TransactionYear	InstallationYear	Amount	AdjustedTY
39800			9	1985	1985	47,773.00	0
39800			0	1987	1985	(6,609.00)	0
39800			0	1993	1985	(15,420.00)	0
39800			0	1997	1985	(18,218.00)	0
39800			0	2000	1985	(29,150.00)	0
39800			0	2010	1985	21,624.00	2000
39800			9	1986	1986	63,031.00	0
39800			0	1994	1986	(539.00)	0
39800			0	1997	1986	(13,622.00)	0
39800			0	1998	1986	(3,164.00)	0
39800			0	1999	1986	(2.00)	0
39800			0	2001	1986	(56,191.00)	0
39800			0	2004	1986	(6,582.28)	0
39800			0	2010	1986	17,069.28	2001
39800			9	1987	1987	38,646.00	0
39800			0	1994	1987	(4,590.00)	0
39800			0	1996	1987	(2,898.00)	0
39800			0	2004	1987	(32,354.35)	0
39800			0	2010	1987	1,196.35	2004
39800			9	1988	1988	40,822.00	0
39800			0	1996	1988	(736.00)	0
39800			0	2004	1988	(42,804.55)	0
39800			0	2010	1988	2,718.55	2004
39800			9	1989	1989	17,746.00	0
39800			0	1993	1989	(812.00)	0
39800			0	2004	1989	(12,050.41)	0
39800			0	2006	1989	(3,355.27)	0
39800			0	2010	1989	(1,528.32)	0
39800			9	1990	1990	8,992.00	0
39800			0	2006	1990	(7,443.08)	0
39800			0	2010	1990	(1,548.92)	0
39800			9	1991	1991	6,316.00	0
39800			0	2006	1991	(6,315.68)	0
39800			0	2010	1991	(0.32)	0
39800			9	1992	1992	25,865.00	0
39800			0	1994	1992	(2,619.00)	0
39800			0	1996	1992	(2,027.00)	0
39800			0	2007	1992	(21,218.44)	0
39800			0	2010	1992	(0.56)	0
39800			9	1993	1993	21,685.00	0
39800			0	2010	1993	0.30	0
39800			0	2010	1993	(21,685.30)	0
39800			9	1994	1994	64,399.00	0
39800			0	2010	1994	(256.39)	0
39800			0	2010	1994	(64,142.61)	0
39800			9	1995	1995	40,142.00	0
39800			0	2010	1995	254.76	0
39800			0	2010	1995	(40,396.76)	0
39800			9	1996	1996	33,931.00	0
39800			0	2010	1996	0.28	0
39800			0	2010	1996	(33,931.28)	0
39800			9	1997	1997	77,330.00	0
39800			0	2010	1997	(0.08)	0
39800			0	2010	1997	(77,329.92)	0
39800			9	1998	1998	75,103.00	0
39800			0	2010	1998	1.15	0
39800			0	2010	1998	(75,104.15)	0
39800			9	1999	1999	12,518.00	0
39800			0	2010	1999	5,984.79	0
39800			0	2010	1999	(18,502.79)	0

Charnas

AccountNumber	GroupNumber	CompanyNumber	TransactionCode	TransactionYear	InstallationYear	Amount	AdjustedTY
39800			9	2001	2001	118.00	0
39800			0	2010	2001	(0.13)	0
39800			0	2010	2001	(117.87)	0
39800			9	2003	2003	5,985.74	0
39800			0	2010	2003	(5,985.74)	0
39800			0	2010	2004	2,543.52	0
39800			0	2010	2004	(2,543.52)	0
39800			9	2005	2005	2,543.52	0
39800			0	2010	2005	37,292.60	0
39800			0	2010	2005	(39,836.12)	0
39800			9	2006	2006	39,836.12	0
39800			0	2010	2006	(39,836.12)	0
39800			9	2007	2007	0.01	0
39800			0	2010	2007	(0.01)	0
39800			9	2008	2008	(0.01)	0
39800			9	2010	2008	0.01	2008

Notes:

Accounts 352.1 and 352.2 are combined in Account 352.9

Accounts 353.1 and 353.2 are combined in Account 353.9

AccountNumber	TransactionCode	TransactionYear	RetirementAmount	RemovalCost	Reimbursements	SalvageFinal
30200	0	2011	(14,073.21)	-	-	-
30200	0	2011	(13,461.00)	-	-	-
30300	0	2004	(11,830,860.69)	-	-	-
30300	0	2006	(3,950,740.06)	-	-	-
30300	0	2007	(3,190,892.57)	-	-	-
30300	0	2008	-	-	-	-
30300	0	2009	(15,497,543.61)	-	-	-
30300	0	2010	(5,469,830.45)	-	-	-
30300	0	2011	(3,244,351.87)	-	-	-
31100	0	1964	25,230.00	-	-	-
31100	7	1964	(25,230.00)	-	-	-
31100	0	1988	(6,045.00)	-	-	-
31100	0	1989	(2,547.00)	-	-	-
31100	0	1990	(54,378.00)	-	-	-
31100	0	1993	-	-	-	-
31100	0	1994	-	-	-	-
31100	0	1995	(86,278.00)	10,004.55	-	-
31100	0	1995	-	-	(2,930.43)	-
31100	0	1996	(2,936.00)	608.66	-	-
31100	0	1996	-	-	(3,210.08)	-
31100	0	1997	(103,244.00)	8,045.59	-	-
31100	0	1998	(32,510.00)	16,167.17	-	-
31100	0	1999	5,858.00	(1,966.80)	-	-
31100	0	2000	(11,626.00)	-	-	-
31100	0	2001	(144,193.00)	33,335.00	-	-
31100	0	2002	(2,737,193.00)	20,477.00	-	-
31100	0	2002	-	-	(241,345.00)	-
31100	0	2002	1,293,667.00	-	-	-
31100	0	2002	1,073,502.00	-	-	-
31100	7	2002	(1,293,667.00)	-	-	-
31100	7	2002	(1,073,502.00)	-	-	-
31100	0	2004	(1,425,227.89)	46,180.23	-	-
31100	0	2004	1,196,615.45	-	-	-
31100	7	2004	(1,196,615.45)	-	-	-
31100	0	2006	(137,959.29)	47,674.82	-	-
31100	0	2007	(2,223,807.71)	777,334.12	-	-
31100	0	2007	10,706.82	-	-	-
31100	7	2007	(10,706.82)	-	-	-
31100	0	2008	(89,209.43)	20,700.00	-	-
31100	0	2009	(145,695.33)	45,964.02	-	-
31100	0	2009	-	-	(87,350.00)	-
31100	0	2010	(88,392.15)	12,254.40	-	-
31100	0	2011	(681,753.16)	435,245.09	-	-
31200	0	1964	1,173,437.00	-	-	-
31200	7	1964	(1,173,437.00)	-	-	-
31200	0	1988	(5,472,744.00)	(33,162.00)	-	(85,506.00)
31200	0	1989	(140,477.00)	-	-	-
31200	0	1990	(139,953.00)	-	-	-
31200	0	1992	(3,381,168.00)	126,229.00	-	(2,358.00)
31200	0	1993	(73,171.00)	586,475.23	-	(36,144.80)
31200	0	1993	-	-	239,135.17	-
31200	0	1994	(3,105,560.00)	1,235,480.56	-	(5,496.38)
31200	0	1995	(2,831,089.00)	887,354.99	-	(44,495.64)
31200	0	1995	-	-	(43,821.45)	-
31200	0	1996	(2,448,557.00)	1,372,067.41	-	(25,699.18)
31200	0	1996	-	-	(1,220,033.42)	-
31200	0	1997	(3,497,148.00)	736,637.27	-	(6,713.12)
31200	0	1998	(614,620.00)	826,171.61	-	14,905.96
31200	0	1999	(855,983.00)	776,824.78	-	(5,196.63)
31200	0	2000	(4,074,449.00)	-	-	(20,250.00)
31200	0	2001	(2,773,207.00)	973,763.00	-	(350.00)
31200	0	2002	(6,669,047.00)	47,752.00	-	-
31200	0	2002	-	-	(842,803.00)	-
31200	0	2002	4,811,691.00	-	-	-
31200	0	2002	277,334.00	-	-	-
31200	7	2002	(4,811,691.00)	-	-	-
31200	7	2002	(277,334.00)	-	-	-
31200	0	2003	(3,081,491.70)	1,016,856.13	-	-

Notes:

Accounts 352.1 and 352.2 are combined in Account 352.9

Accounts 353.1 and 353.2 are combined in Account 353.9

AccountNumber	TransactionCode	TransactionYear	RetirementAmount	RemovalCost	Reimbursements	SalvageFinal
31200	0	2004	(15,215,802.11)	1,220,721.96	-	-
31200	0	2004	12,586,801.74	-	-	-
31200	7	2004	(12,586,801.74)	-	-	-
31200	0	2005	(2,723,300.66)	1,455,835.62	-	(3,066.16)
31200	0	2006	(8,467,050.62)	5,300,625.19	-	(17,365.39)
31200	0	2007	(8,662,428.82)	1,817,773.37	-	(300.00)
31200	0	2007	-	-	(176,625.90)	-
31200	0	2007	3,109,723.80	-	-	-
31200	7	2007	(3,109,723.80)	-	-	-
31200	0	2008	(1,602,275.15)	654,036.81	-	-
31200	0	2009	(4,750,275.59)	2,120,465.24	-	(20,000.00)
31200	0	2010	(8,267,108.30)	974,237.56	-	(10,802.39)
31200	0	2011	(7,436,355.61)	1,421,560.23	-	(342,587.45)
31400	0	1964	1,058,410.00	-	-	-
31400	7	1964	(1,058,410.00)	-	-	-
31400	0	1993	-	-	-	-
31400	0	1994	(1,285,265.00)	314,381.26	-	-
31400	0	1995	(1,942,977.00)	374,437.65	-	-
31400	0	1995	-	-	(110,477.48)	-
31400	0	1996	(1,313,231.00)	452,453.89	-	-
31400	0	1996	-	-	(2,403,674.06)	-
31400	0	1997	(3,603,445.00)	466,686.83	-	-
31400	0	1998	(210,345.00)	173,845.62	-	-
31400	0	1999	(152,655.00)	85,179.86	-	-
31400	0	2000	(32,604.00)	-	-	-
31400	0	2001	(100,327.00)	27,123.00	-	-
31400	0	2002	(2,170,155.00)	42,556.00	-	-
31400	0	2002	-	-	(314,790.00)	-
31400	0	2002	1,687,342.00	-	-	-
31400	0	2002	77,285.00	-	-	-
31400	7	2002	(1,687,342.00)	-	-	-
31400	7	2002	(77,285.00)	-	-	-
31400	0	2003	(3,275,422.07)	878,305.57	-	(61,336.50)
31400	0	2004	(4,387,542.03)	449,310.03	-	-
31400	0	2004	2,762,747.30	-	-	-
31400	7	2004	(2,762,747.30)	-	-	-
31400	0	2005	(771,200.00)	302,940.83	-	-
31400	0	2006	(3,934,127.89)	1,012,072.86	-	-
31400	0	2007	(2,363,301.32)	139,427.22	-	-
31400	0	2007	-	-	(582,619.71)	-
31400	0	2007	1,530,865.28	-	-	-
31400	7	2007	(1,530,865.28)	-	-	-
31400	0	2008	(3,477,444.78)	544,685.57	-	-
31400	0	2009	(4,484,265.28)	1,068,153.61	-	-
31400	0	2009	-	-	(167,816.15)	-
31400	0	2010	(133,532.14)	18,175.32	-	-
31400	0	2011	(1,816,682.80)	534,507.28	-	(920,287.50)
31500	0	1964	148,064.00	-	-	-
31500	7	1964	(148,064.00)	-	-	-
31500	0	1991	(6,329.00)	-	-	-
31500	0	1993	(37,232.00)	74,357.94	-	-
31500	0	1993	-	-	396,747.80	-
31500	0	1994	(9,852.00)	976.61	-	-
31500	0	1995	(145,075.00)	11,330.18	-	-
31500	0	1995	-	-	(7,321.83)	-
31500	0	1996	(76,925.00)	10,740.71	-	-
31500	0	1996	-	-	(124,974.87)	-
31500	0	1997	(38,297.00)	2,010.04	-	-
31500	0	1998	-	-	-	-
31500	0	1999	-	-	-	-
31500	0	2001	(16,118.00)	6,569.00	-	-
31500	0	2002	(513,319.00)	-	-	-
31500	0	2002	-	-	(64,999.00)	-
31500	0	2002	347,977.00	-	-	-
31500	0	2002	164,908.00	-	-	-
31500	7	2002	(347,977.00)	-	-	-
31500	7	2002	(164,908.00)	-	-	-
31500	0	2003	(836.06)	-	-	-

Notes:

Accounts 352.1 and 352.2 are combined in Account 352.9

Accounts 353.1 and 353.2 are combined in Account 353.9

AccountNumber	TransactionCode	TransactionYear	RetirementAmount	RemovalCost	Reimbursements	SalvageFinal
31500	0	2004	(620,681.16)	7,603.32	-	-
31500	0	2004	592,454.92	-	-	-
31500	7	2004	(592,454.92)	-	-	-
31500	0	2006	(108,356.00)	11,237.62	-	-
31500	0	2007	(1,267,672.18)	71,256.70	-	-
31500	0	2007	-	-	(287,143.10)	-
31500	0	2007	728,805.72	-	-	-
31500	7	2007	(728,805.72)	-	-	-
31500	1	2007	(343,771.79)	(287,143.10)	-	-
31500	0	2007	343,771.79	287,143.10	-	-
31500	0	2008	(974.70)	-	-	-
31500	0	2009	(69,407.17)	58,030.36	-	-
31500	0	2010	(33,427.80)	2,689.10	-	(9,196.20)
31500	0	2011	(909,710.73)	308,868.61	-	(119,911.60)
31600	0	1964	14,551.00	-	-	-
31600	7	1964	(14,551.00)	-	-	-
31600	0	1988	(7,815.00)	-	-	(100.00)
31600	0	1989	(20,616.00)	-	-	(4,480.00)
31600	0	1990	(4,249,398.00)	-	-	(164,118.00)
31600	0	1991	(4,929.00)	-	-	-
31600	0	1992	(55,521.00)	958.00	-	-
31600	0	1993	(11,206.00)	382.64	-	(42,673.02)
31600	0	1993	-	-	5,039.62	-
31600	0	1994	(24,722.00)	41.90	-	(337.30)
31600	0	1995	(52,493.00)	70.09	-	(6,360.06)
31600	0	1995	-	-	(111.81)	-
31600	0	1996	(50,369.00)	120.24	-	(4,075.38)
31600	0	1996	-	-	(3,453.57)	-
31600	0	1997	(244,396.00)	219.31	-	(3,616.60)
31600	0	1998	(65,320.00)	374.05	-	12,212.24
31600	0	1999	(111,838.00)	432.39	-	(5,234.10)
31600	0	2000	(472.00)	-	-	-
31600	0	2001	(25,187.00)	-	-	-
31600	0	2002	(206,066.00)	-	-	-
31600	0	2002	-	-	(23,399.00)	-
31600	0	2002	181,968.00	-	-	-
31600	0	2002	80,640.00	-	-	-
31600	7	2002	(181,968.00)	-	-	-
31600	7	2002	(80,640.00)	-	-	-
31600	0	2004	(292,039.15)	10,310.18	-	-
31600	0	2004	105,474.95	-	-	-
31600	7	2004	(105,474.95)	-	-	-
31600	0	2006	(122,613.04)	3,803.75	-	(567.00)
31600	0	2007	(205,018.74)	737.13	-	-
31600	0	2007	8,966.85	-	-	-
31600	7	2007	(8,966.85)	-	-	-
31600	0	2008	(15,403.51)	-	-	-
31600	0	2009	(39,354.37)	1,153.12	-	-
31600	0	2010	(20,829.71)	3,602.55	-	-
31600	0	2011	(365,962.46)	8,494.85	-	-
33100	0	1990	(242.00)	4,092.00	-	-
33100	0	1993	-	-	-	-
33100	0	1994	(5,131.00)	-	-	-
33100	0	1995	(112.00)	-	-	-
33100	0	1996	(19,338.00)	-	-	(22.64)
33100	0	1997	-	-	-	-
33100	0	1998	-	-	-	-
33100	0	1999	-	-	-	-
33100	0	2005	(67,902.49)	-	-	-
33200	0	1993	-	-	-	-
33200	0	1994	-	-	-	-
33200	0	1995	-	-	-	-
33200	0	1996	(25,343.00)	-	-	(29.67)
33200	0	1997	-	-	-	-
33200	0	1998	-	-	-	-
33200	0	1999	-	-	-	-
33200	0	2005	(292,978.72)	-	-	-
33200	0	2007	(2,023.00)	-	-	-

Notes:

Accounts 352.1 and 352.2 are combined in Account 352.9

Accounts 353.1 and 353.2 are combined in Account 353.9

AccountNumber	TransactionCode	TransactionYear	RetirementAmount	RemovalCost	Reimbursements	SalvageFinal
33200	0	2008	(44,161.50)	156,375.00	-	-
33200	0	2009	-	-	-	-
33200	0	2010	-	-	-	-
33200	0	2011	(15,190.72)	29,260.00	-	-
33300	0	1992	(1,109.00)	-	-	-
33300	0	1993	-	-	-	-
33300	0	1994	-	-	-	-
33300	0	1995	-	-	-	-
33300	0	1996	(2,963.00)	-	-	(3.47)
33300	0	1997	(1,420.00)	-	-	-
33300	0	1998	-	-	-	-
33300	0	1999	-	-	-	-
33300	0	2005	(114,085.49)	-	-	-
33300	0	2007	(43,039.32)	47,822.50	-	-
33300	0	2008	(3,022.00)	6,931.47	-	-
33300	0	2009	-	-	-	-
33300	0	2010	(41,412.90)	315,414.86	-	-
33400	0	1989	(3,316.00)	-	-	-
33400	0	1993	-	-	-	-
33400	0	1994	-	-	-	-
33400	0	1995	-	-	-	-
33400	0	1996	-	-	-	-
33400	0	1997	-	-	-	-
33400	0	1998	-	-	-	-
33400	0	1999	-	-	-	-
33400	0	2005	(264,485.91)	-	-	-
33400	0	2010	(14.89)	26.94	-	-
33500	0	1990	(63.00)	-	-	-
33500	0	1992	(1,347.00)	-	-	-
33500	0	1993	-	-	-	-
33500	0	1994	-	-	-	-
33500	0	1995	-	-	-	-
33500	0	1996	(10,618.00)	-	-	(12.43)
33500	0	1997	-	-	-	-
33500	0	1998	-	-	-	-
33500	0	1999	-	-	-	-
33500	0	2005	(68,238.88)	-	-	-
33500	0	2010	(92,639.43)	6,474.66	-	-
33600	0	2005	(1,169.79)	-	-	-
34010	0	1993	-	-	-	-
34010	0	1994	-	-	-	-
34010	0	1995	-	-	-	-
34010	0	1996	-	-	-	-
34010	0	1997	-	-	-	-
34010	0	1998	-	-	-	-
34010	0	1999	(30,272.00)	-	-	(14,570.73)
34010	0	1999	-	-	(12,989.63)	-
34100	0	1993	-	-	-	-
34100	0	1994	-	-	-	-
34100	0	1995	-	-	-	-
34100	0	1996	-	-	-	-
34100	0	1997	-	-	-	-
34100	0	1998	1,899.00	-	-	-
34100	0	1998	-	-	1,899.00	-
34100	0	1999	(857,080.00)	-	-	(412,535.77)
34100	0	1999	-	-	(367,770.71)	-
34200	0	1993	-	-	-	-
34200	0	1994	-	-	-	-
34200	0	1995	-	-	-	-
34200	0	1996	-	-	-	-
34200	0	1997	-	-	-	-
34200	0	1998	2,644.00	-	-	-
34200	0	1998	-	-	2,644.00	-
34200	0	1999	(1,450,751.00)	-	-	(698,285.67)
34200	0	1999	-	-	(622,513.33)	-
34200	0	2004	(81,569.12)	2,060.00	-	-
34200	0	2006	(11,267.00)	714.85	-	-
34200	0	2007	(142.25)	8,912.87	-	-

Notes:

Accounts 352.1 and 352.2 are combined in Account 352.9

Accounts 353.1 and 353.2 are combined in Account 353.9

AccountNumber	TransactionCode	TransactionYear	RetirementAmount	RemovalCost	Reimbursements	SalvageFinal
34200	0	2008	-	-	-	-
34200	0	2009	(30,262.49)	-	-	-
34200	0	2010	(310,360.85)	-	-	-
34200	0	2011	(144,829.97)	1,251.94	-	-
34300	0	1993	-	-	-	-
34300	0	1994	-	-	-	-
34300	0	1995	-	-	-	-
34300	0	1996	-	-	-	-
34300	0	1997	(2,330,051.00)	31,638.00	-	-
34300	0	1997	-	-	(2,330,051.00)	-
34300	0	1998	(5,305,522.00)	-	-	-
34300	0	1998	-	-	(5,305,522.00)	-
34300	0	1999	(2,366,536.00)	-	-	(1,139,077.74)
34300	0	1999	-	-	(1,015,474.20)	-
34300	0	2003	(1,776,053.64)	-	-	-
34300	1	2003	(1,776,053.64)	-	-	-
34300	0	2003	1,776,053.64	-	-	-
34300	0	2004	(222,656.45)	(1,751,508.79)	-	-
34300	1	2004	-	(1,751,508.79)	-	-
34300	0	2004	-	1,751,508.79	-	-
34300	0	2006	(7,517,883.35)	458,920.05	-	-
34300	0	2007	(1,998,859.55)	229,018.84	-	-
34300	0	2008	(2,244,288.39)	55,421.36	-	-
34300	0	2009	(3,401,722.19)	241,383.21	-	-
34300	0	2010	(991,871.01)	25,976.41	-	-
34300	0	2011	(1,769,658.40)	491,147.33	-	-
34400	0	1993	-	-	-	-
34400	0	1994	-	-	-	-
34400	0	1995	-	-	-	-
34400	0	1996	-	-	-	-
34400	0	1997	-	-	-	-
34400	0	1998	(15,381.00)	-	-	-
34400	0	1998	-	-	(15,381.00)	-
34400	0	1999	-	-	-	-
34400	0	2000	(128,839.00)	-	-	-
34400	0	2001	(44,894.00)	-	-	-
34400	0	2011	(40,983.72)	5,854.57	-	-
34500	0	1993	-	-	-	-
34500	0	1994	-	-	-	-
34500	0	1995	-	-	-	-
34500	0	1996	-	-	-	-
34500	0	1997	-	-	-	-
34500	0	1998	10,814.00	-	-	-
34500	0	1998	-	-	10,814.00	-
34500	0	1999	(154,075.00)	-	-	(74,160.46)
34500	0	1999	-	-	(66,113.17)	-
34500	0	2007	(25,576.19)	513.00	-	-
34500	0	2008	-	-	-	-
34500	0	2009	-	-	-	-
34500	0	2010	-	-	-	-
34500	0	2011	(121,305.65)	-	-	-
34600	0	1993	-	-	-	-
34600	0	1994	-	-	-	-
34600	0	1995	-	-	-	-
34600	0	1996	-	-	-	-
34600	0	1997	-	-	-	-
34600	0	1998	11,600.00	-	-	-
34600	0	1998	-	-	11,600.00	-
34600	0	1999	(182,339.00)	-	-	(87,764.69)
34600	0	1999	-	-	(78,241.17)	-
35010	0	1964	(1,333.00)	-	-	(1,082.00)
35010	0	1975	(32,928.00)	8,138.00	-	(3.00)
35010	0	1975	-	-	(2,050.00)	-
35010	0	1977	(4,315.00)	87.00	-	-
35010	0	1979	(756.00)	-	-	-
35010	0	1990	(643.00)	-	-	-
35010	0	1993	-	-	-	-
35010	0	1994	-	-	-	-

Notes:

Accounts 352.1 and 352.2 are combined in Account 352.9

Accounts 353.1 and 353.2 are combined in Account 353.9

AccountNumber	TransactionCode	TransactionYear	RetirementAmount	RemovalCost	Reimbursements	SalvageFinal
35010	0	1995	(1.00)	0.37	-	(0.01)
35010	0	1995	-	-	(0.14)	-
35010	0	1996	(361.00)	136.43	-	(16.65)
35010	0	1996	-	-	(39.93)	-
35010	0	1997	-	-	-	-
35010	0	1998	361.00	(544.92)	-	47.98
35010	0	1998	-	-	116.98	-
35010	0	1999	(361.00)	159.58	-	(12.15)
35010	0	1999	-	-	(11.85)	-
35010	0	2005	(360.64)	-	-	-
35290	0	1964	(1,793.00)	150.00	-	(280.00)
35290	0	1979	(679.00)	609.00	-	(523.00)
35290	0	1981	(1,404.00)	748.00	-	(1,182.00)
35290	0	1981	-	-	46.00	-
35290	0	1982	(1,759.00)	806.00	-	(720.00)
35290	0	1985	(2,967.00)	6,845.00	-	(356.00)
35290	0	1986	(123.00)	-	-	-
35290	0	1987	(2,832.00)	1,256.00	-	(50.00)
35290	0	1988	(2,848.00)	236.00	-	-
35290	0	1989	(4,278.00)	1,477.00	-	-
35290	0	1990	(2,315.00)	1,371.00	-	(236.00)
35290	0	1990	-	-	(35.00)	-
35290	0	1991	(1,153.00)	3,350.00	-	(53.00)
35290	0	1992	(3,413.00)	1,479.00	-	-
35290	0	1993	(5,528.00)	14,439.05	-	(1,418.69)
35290	0	1993	-	-	-	-
35290	0	1993	-	-	-	-
35290	0	1994	(4,241.00)	4,194.57	-	(620.65)
35290	0	1994	-	-	-	-
35290	0	1994	-	-	-	-
35290	0	1995	(4,270.00)	5,441.20	-	(258.10)
35290	0	1995	-	-	-	-
35290	0	1995	-	-	-	-
35290	0	1996	(6,059.00)	7,978.63	-	(1,369.50)
35290	0	1996	-	-	-	-
35290	0	1996	-	-	-	-
35290	0	1997	(4,361.00)	7,984.05	-	(722.65)
35290	0	1997	-	-	-	-
35290	0	1997	-	-	-	-
35290	0	1998	(8,608.00)	45,273.19	-	(5,606.25)
35290	0	1998	-	-	-	-
35290	0	1998	-	-	-	-
35290	0	1999	-	-	-	-
35290	0	1999	-	-	-	-
35290	0	1999	-	-	-	-
35290	0	2000	(2,321.00)	-	-	-
35290	0	2000	(427.00)	-	-	-
35290	0	2003	(5,126.13)	1,335.18	-	-
35290	0	2003	(16,626.11)	-	-	-
35290	0	2004	(3,828.95)	3,227.47	-	-
35290	0	2005	(2,062.39)	-	-	-
35290	0	2006	(8,109.30)	9,147.14	-	-
35290	0	2007	(13,579.22)	8,166.90	-	-
35290	0	2007	(13,263.00)	29,650.00	-	-
35290	0	2007	-	-	(23,068.00)	-
35290	0	2008	-	-	-	-
35290	0	2008	-	-	-	-
35290	0	2009	(13,053.58)	17,459.84	-	-
35290	0	2009	-	-	-	-
35290	0	2010	(8,082.46)	18,509.31	-	(13,767.70)
35290	0	2010	(1,607.59)	11,033.45	-	-
35290	0	2011	(3,459.35)	12,926.98	-	-
35290	0	2011	(10,200.55)	466.09	-	-
35390	0	1964	(231,784.00)	9,539.00	-	(68,410.00)
35390	0	1967	(145,196.00)	53,297.00	-	(30,217.00)
35390	0	1970	(62,147.00)	7,354.00	-	(12,605.00)
35390	0	1975	(229,655.00)	6,280.00	-	(14,319.00)
35390	0	1977	(42,471.00)	10,018.00	-	(29,347.00)

Notes:

Accounts 352.1 and 352.2 are combined in Account 352.9

Accounts 353.1 and 353.2 are combined in Account 353.9

AccountNumber	TransactionCode	TransactionYear	RetirementAmount	RemovalCost	Reimbursements	SalvageFinal
35390	0	1979	(92,234.00)	17,103.00	-	(76,610.00)
35390	0	1980	(86,293.00)	7,900.00	-	(22,510.00)
35390	0	1981	(129,907.00)	8,078.00	-	(65,724.00)
35390	0	1982	(183,882.00)	21,691.00	-	(67,189.00)
35390	0	1982	-	-	(157,820.00)	-
35390	0	1985	(217,959.00)	29,125.00	-	(17,298.00)
35390	0	1986	(83,514.00)	28,837.00	-	(20,030.00)
35390	0	1986	-	-	(100,254.00)	-
35390	0	1987	(315,181.00)	15,504.00	-	(49,454.00)
35390	0	1987	-	-	(297,292.00)	-
35390	0	1988	(664,658.00)	20,376.00	-	(79,164.00)
35390	0	1988	(3,556.00)	920.00	-	-
35390	0	1988	-	-	(117,658.00)	-
35390	0	1989	(139,315.00)	21,617.00	-	(16,568.00)
35390	0	1989	(1,138.00)	177.00	-	-
35390	0	1989	-	-	(94,849.00)	-
35390	0	1990	(1,671,727.00)	44,364.00	-	(41,275.00)
35390	0	1990	-	-	(689,869.00)	-
35390	0	1991	(49,294.00)	9,914.00	-	(17,144.00)
35390	0	1991	(214.00)	6.00	-	(127.00)
35390	0	1992	(37,025.00)	14,796.00	-	(11,348.00)
35390	0	1992	(2,236.00)	-	-	-
35390	0	1992	-	-	(21,268.00)	-
35390	0	1993	(154,863.00)	30,251.56	-	(31,668.27)
35390	0	1993	(30,267.00)	215.54	-	(13.14)
35390	0	1993	-	-	(233,428.90)	-
35390	0	1994	(64,157.00)	4,745.62	-	(7,481.33)
35390	0	1994	(560.00)	1.51	-	(0.14)
35390	0	1994	-	-	(114,968.58)	-
35390	0	1995	(467,663.00)	44,568.61	-	(22,524.05)
35390	0	1995	(908,613.00)	3,156.66	-	(92.93)
35390	0	1995	-	-	(297,440.17)	-
35390	0	1996	(195,045.00)	19,086.85	-	(35,115.05)
35390	0	1996	33,863.00	-	-	-
35390	0	1996	-	-	(97,073.14)	-
35390	0	1997	(276,887.00)	37,911.36	-	(36,559.56)
35390	0	1997	(228,557.00)	1,140.81	-	(64.09)
35390	0	1997	-	-	(199,073.09)	-
35390	0	1998	(172,024.00)	67,663.97	-	(89,272.03)
35390	0	1998	(118,712.00)	1,702.22	-	(130.82)
35390	0	1998	-	-	(250,852.55)	-
35390	0	1999	(32,328.00)	3,723.80	-	(4,248.07)
35390	0	1999	(36,339.00)	152.59	-	(10.14)
35390	0	1999	-	-	(4,775.07)	-
35390	0	2000	(39,477.00)	8,120.00	-	-
35390	0	2000	(557,183.00)	-	-	-
35390	0	2001	(1,974,611.00)	1,727.00	-	(40,000.00)
35390	0	2002	(12,798.00)	7,990.00	-	-
35390	0	2003	(352,645.29)	45,907.42	-	-
35390	0	2004	(282,007.79)	142,155.77	-	(889.05)
35390	0	2005	(59,445.16)	-	-	-
35390	0	2006	(1,911,180.42)	368,975.66	-	(6,977.63)
35390	0	2007	(521,200.20)	125,767.34	-	(44,861.67)
35390	0	2008	(26,834.89)	10,665.33	-	-
35390	0	2009	(2,453,395.79)	434,632.25	-	(429,546.73)
35390	0	2009	(4,421.32)	2,203.56	-	-
35390	0	2009	-	-	(1,703.79)	-
35390	0	2010	(1,123,420.84)	89,188.80	-	(76,951.06)
35390	0	2010	(73,151.41)	15,301.73	-	-
35390	0	2011	(1,368,755.61)	261,191.59	-	(13,588.86)
35390	0	2011	(3,304.45)	-	-	-
35400	0	1964	(653.00)	1,053.00	-	-
35400	0	1964	-	-	(14.00)	-
35400	0	1970	(4,069.00)	8,375.00	-	(2,189.00)
35400	0	1975	(46,976.00)	3,825.00	-	(3,522.00)
35400	0	1979	(15,270.00)	16,037.00	-	(5,062.00)
35400	0	1979	-	-	(11,449.00)	-
35400	0	1980	(3,393.00)	3,724.00	-	(2,471.00)

Notes:

Accounts 352.1 and 352.2 are combined in Account 352.9

Accounts 353.1 and 353.2 are combined in Account 353.9

AccountNumber	TransactionCode	TransactionYear	RetirementAmount	RemovalCost	Reimbursements	SalvageFinal
35400	0	1982	(7,904.00)	168.00	-	-
35400	0	1985	(7,239.00)	10,771.00	-	(604.00)
35400	0	1986	(18,776.00)	6,598.00	-	(14,112.00)
35400	0	1988	(27,311.00)	(18.00)	-	-
35400	0	1989	-	-	-	-
35400	0	1990	(66,666.00)	53,275.00	-	(3,036.00)
35400	0	1990	-	-	(43,902.00)	-
35400	0	1991	(47,110.00)	22,658.00	-	(25,939.00)
35400	0	1993	-	-	-	-
35400	0	1994	-	-	-	-
35400	0	1995	-	-	-	-
35400	0	1996	(51,557.00)	64,498.46	-	(18,784.31)
35400	0	1996	-	-	(23,180.94)	-
35400	0	1997	(114,123.00)	198,492.85	-	(30,483.20)
35400	0	1997	-	-	(74,124.61)	-
35400	0	1998	-	-	-	-
35400	0	1999	(18,830.00)	27,552.65	-	(5,005.55)
35400	0	1999	-	-	(2,512.64)	-
35400	0	2002	(20,206.00)	54,410.00	-	-
35400	0	2003	(12,755.21)	-	-	-
35400	0	2003	-	-	(159,168.45)	-
35400	0	2004	(11,795.76)	47,226.67	-	-
35400	0	2006	(256,475.82)	103,149.94	-	(40.95)
35400	0	2007	(28,612.73)	90,681.65	-	-
35400	0	2007	-	-	(218,218.66)	-
35400	0	2008	-	48.43	-	-
35400	0	2009	(45,220.57)	16,491.30	-	-
35400	0	2009	-	-	(1,935.45)	-
35400	0	2010	(388,637.55)	189,783.55	-	(4,928.17)
35400	0	2011	(81,907.91)	86,871.10	-	-
35500	0	1964	(198,776.00)	72,947.00	-	(47,357.00)
35500	0	1964	-	-	(4,907.00)	-
35500	0	1967	(98,578.00)	35,526.00	-	(12,347.00)
35500	0	1967	-	-	(86,490.00)	-
35500	0	1970	(164,297.00)	64,582.00	-	(34,212.00)
35500	0	1970	-	-	(48,575.00)	-
35500	0	1975	(446,074.00)	6,694.00	-	(64,103.00)
35500	0	1975	-	-	(51,896.00)	-
35500	0	1977	(53,762.00)	2,260.00	-	(9,758.00)
35500	0	1977	-	-	(83,306.00)	-
35500	0	1979	(99,941.00)	29,625.00	-	(22,289.00)
35500	0	1979	-	-	(1,582.00)	-
35500	0	1980	(158,983.00)	159,297.00	-	(47,152.00)
35500	0	1980	-	-	(3,647.00)	-
35500	0	1981	(155,554.00)	57,751.00	-	(22,446.00)
35500	0	1981	-	-	(736.00)	-
35500	0	1982	(144,181.00)	74,982.00	-	(14,041.00)
35500	0	1982	-	-	312.00	-
35500	0	1985	(295,387.00)	195,597.00	-	(21,727.00)
35500	0	1985	-	-	(124,940.00)	-
35500	0	1986	(195,216.00)	162,611.00	-	(44,998.00)
35500	0	1986	-	-	(57,114.00)	-
35500	0	1987	(457,818.00)	338,082.00	-	(51,935.00)
35500	0	1987	-	-	(52,789.00)	-
35500	0	1988	(604,760.00)	70,631.00	-	22,884.00
35500	0	1988	-	-	(295,691.00)	-
35500	0	1989	(208,004.00)	153,267.00	-	(14,916.00)
35500	0	1989	-	-	(116,855.00)	-
35500	0	1990	(384,788.00)	293,719.00	-	(97,256.00)
35500	0	1990	-	-	(268,739.00)	-
35500	0	1991	(188,629.00)	166,567.00	-	(30,560.00)
35500	0	1991	-	-	(187,355.00)	-
35500	0	1992	(211,558.00)	216,832.00	-	(31,821.00)
35500	0	1992	-	-	(349,634.00)	-
35500	0	1993	(143,338.00)	275,680.43	-	(35,067.09)
35500	0	1993	-	-	(427,868.84)	-
35500	0	1994	(236,308.00)	172,096.43	-	(32,966.64)
35500	0	1994	-	-	(838,602.00)	-

Notes:

Accounts 352.1 and 352.2 are combined in Account 352.9

Accounts 353.1 and 353.2 are combined in Account 353.9

AccountNumber	TransactionCode	TransactionYear	RetirementAmount	RemovalCost	Reimbursements	SalvageFinal
35500	0	1995	(242,108.00)	227,169.30	-	(13,950.32)
35500	0	1995	-	-	(304,942.61)	-
35500	0	1996	(387,362.00)	375,593.67	-	(83,463.64)
35500	0	1996	-	-	(381,789.19)	-
35500	0	1997	(220,947.00)	297,851.19	-	(34,901.83)
35500	0	1997	-	-	(314,586.78)	-
35500	0	1998	(130,720.00)	506,238.19	-	(81,157.78)
35500	0	1998	-	-	(377,497.32)	-
35500	0	1999	(357,287.00)	405,200.28	-	(56,168.36)
35500	0	1999	-	-	(104,510.67)	-
35500	0	2000	(48,954.00)	-	-	-
35500	0	2001	(289,828.00)	186,232.00	-	(2,277.00)
35500	0	2001	-	-	(23,452.00)	-
35500	0	2002	(39,323.00)	58,921.00	-	(17,174.00)
35500	0	2002	-	-	(273,692.00)	-
35500	0	2003	(311,868.43)	120,822.08	-	(106,620.28)
35500	0	2003	-	-	(1,078,629.84)	-
35500	0	2004	(46,585.30)	71,958.54	-	(2,674.32)
35500	0	2005	(4,313.01)	-	-	-
35500	0	2006	(610,836.55)	1,231,227.96	-	(52,527.03)
35500	0	2006	-	-	(843,056.37)	-
35500	0	2007	(204,554.53)	523,134.85	-	(3,453.18)
35500	0	2007	-	-	(778,480.43)	-
35500	0	2008	(59,888.30)	253,611.77	-	(273.23)
35500	0	2008	-	-	(41,827.14)	-
35500	0	2009	(845,833.76)	1,815,588.61	-	(1,867.33)
35500	0	2009	-	-	(362,946.28)	-
35500	0	2010	(710,498.08)	3,424,297.09	-	(22,008.22)
35500	0	2011	(743,968.38)	1,668,302.04	-	(2,715.15)
35600	0	1964	(388,995.00)	133,716.00	-	(90,900.00)
35600	0	1967	(73,433.00)	27,409.00	-	(17,984.00)
35600	0	1967	-	-	(39,750.00)	-
35600	0	1970	(164,675.00)	51,686.00	-	(54,236.00)
35600	0	1970	-	-	(34,358.00)	-
35600	0	1975	(413,601.00)	129,292.00	-	(91,140.00)
35600	0	1975	-	-	(77,727.00)	-
35600	0	1977	(90,929.00)	28,342.00	-	(47,915.00)
35600	0	1977	-	-	(239,514.00)	-
35600	0	1979	(151,225.00)	55,457.00	-	(70,720.00)
35600	0	1979	-	-	(2,452.00)	-
35600	0	1980	(154,215.00)	158,423.00	-	(75,871.00)
35600	0	1980	-	-	(622.00)	-
35600	0	1981	(250,372.00)	89,201.00	-	(68,770.00)
35600	0	1981	-	-	(780.00)	-
35600	0	1982	(76,509.00)	42,579.00	-	(25,912.00)
35600	0	1982	-	-	491.00	-
35600	0	1985	(271,431.00)	241,007.00	-	(38,094.00)
35600	0	1985	-	-	(163,578.00)	-
35600	0	1986	(168,572.00)	103,081.00	-	(125,859.00)
35600	0	1986	-	-	(24,668.00)	-
35600	0	1987	(376,013.00)	268,761.00	-	(74,410.00)
35600	0	1987	-	-	(48,872.00)	-
35600	0	1988	(449,663.00)	34,559.00	-	9,064.00
35600	0	1988	-	-	(243,529.00)	-
35600	0	1989	(109,255.00)	28,945.00	-	(16,616.00)
35600	0	1989	-	-	(164,896.00)	-
35600	0	1990	(445,041.00)	215,298.00	-	(116,469.00)
35600	0	1990	-	-	(410,017.00)	-
35600	0	1991	(93,074.00)	44,036.00	-	(14,823.00)
35600	0	1991	-	-	(81,622.00)	-
35600	0	1992	(115,355.00)	88,985.00	-	(31,133.00)
35600	0	1992	-	-	(389,835.00)	-
35600	0	1993	(22,522.00)	43,594.35	-	(10,351.45)
35600	0	1993	-	-	(70,133.79)	-
35600	0	1994	(170,373.00)	124,874.24	-	(44,653.24)
35600	0	1994	-	-	(630,738.45)	-
35600	0	1995	(175,759.00)	165,972.73	-	(19,026.05)
35600	0	1995	-	-	(230,939.18)	-

Notes:

Accounts 352.1 and 352.2 are combined in Account 352.9

Accounts 353.1 and 353.2 are combined in Account 353.9

AccountNumber	TransactionCode	TransactionYear	RetirementAmount	RemovalCost	Reimbursements	SalvageFinal
35600	0	1996	(416,487.00)	406,425.88	-	(168,592.29)
35600	0	1996	-	-	(428,232.01)	-
35600	0	1997	(107,536.00)	145,896.12	-	(31,913.17)
35600	0	1997	-	-	(159,726.62)	-
35600	0	1998	(35,818.00)	139,602.39	-	(41,777.78)
35600	0	1998	-	-	(107,905.66)	-
35600	0	1999	(190,072.00)	216,944.84	-	(56,136.92)
35600	0	1999	-	-	(58,000.62)	-
35600	0	2000	(8,372.00)	79,307.00	-	-
35600	0	2001	(199,729.00)	234,533.00	-	(1,838.00)
35600	0	2001	-	-	(1,004.47)	-
35600	0	2002	(32,589.00)	88,020.00	-	(7,007.00)
35600	0	2003	(233,242.91)	95,840.32	-	(7,397.00)
35600	0	2003	-	-	(557,253.57)	-
35600	0	2004	(13,462.28)	8,686.43	-	(4,982.98)
35600	0	2005	(4,979.83)	-	-	-
35600	0	2006	(904,173.92)	1,169,322.73	-	(119,562.25)
35600	0	2006	-	-	(1,244,318.10)	-
35600	0	2007	(149,380.54)	310,607.57	-	(14,420.76)
35600	0	2007	-	-	(432,221.59)	-
35600	0	2008	(150,703.62)	237,947.53	-	(5,650.61)
35600	0	2008	-	-	(177,035.09)	-
35600	0	2009	(217,389.84)	643,606.10	-	(597.91)
35600	0	2009	-	-	(124,122.40)	-
35600	0	2010	(461,935.19)	1,867,543.25	-	(4,470.27)
35600	0	2011	(521,733.05)	927,086.06	-	(15,570.46)
35800	0	1993	-	-	-	-
35800	0	1994	-	-	-	-
35800	0	1995	-	-	-	-
35800	0	1996	-	-	-	-
35800	0	1997	19.00	-	-	-
35800	0	1998	-	-	-	-
35800	0	1999	-	-	-	-
35800	0	2009	-	21.79	-	(0.06)
35800	0	2010	-	-	-	-
35800	0	2011	(6,243.14)	-	-	-
36010	0	1975	(575.00)	1,713.00	-	(158.00)
36010	0	1986	(52.00)	-	-	-
36010	0	1987	(10,422.00)	-	-	(5,211.00)
36010	0	1988	(1,881.00)	544.00	-	(45.00)
36010	0	1993	-	-	-	-
36010	0	1994	-	-	-	-
36010	0	1995	-	-	-	-
36010	0	1996	(2,058.00)	264.54	-	(411.66)
36010	0	1997	-	-	-	-
36010	0	1998	-	-	-	-
36010	0	1999	(222.00)	30.38	-	(44.45)
36010	0	2006	(1,484.33)	-	-	-
36100	0	1967	(5,479.00)	439.00	-	(2,444.00)
36100	0	1970	(6,918.00)	1,323.00	-	(2,141.00)
36100	0	1975	(2,564.00)	501.00	-	(1,132.00)
36100	0	1979	(2,305.00)	20.00	-	(2,062.00)
36100	0	1980	(2,419.00)	723.00	-	(985.00)
36100	0	1981	(809.00)	-	-	-
36100	0	1985	(423.00)	23.00	-	(46.00)
36100	0	1986	(4,608.00)	3,803.00	-	(1,688.00)
36100	0	1987	(11,848.00)	1,210.00	-	(2,266.00)
36100	0	1988	(18,270.00)	3,928.00	-	(213.00)
36100	0	1989	(98.00)	74.00	-	(164.00)
36100	0	1990	(893.00)	1,874.00	-	(495.00)
36100	0	1991	(11,463.00)	2,254.00	-	(2,874.00)
36100	0	1992	(4,137.00)	1,709.00	-	(177.00)
36100	0	1993	(9,409.00)	2,995.55	-	(2,177.47)
36100	0	1994	(16,575.00)	3,034.50	-	(1,647.44)
36100	0	1995	(9,036.00)	2,139.97	-	(2,141.71)
36100	0	1996	(47,792.00)	7,546.72	-	(4,367.17)
36100	0	1997	(21,041.00)	4,137.86	-	(2,482.04)
36100	0	1998	(9,106.00)	2,360.60	-	(1,111.94)

Notes:

Accounts 352.1 and 352.2 are combined in Account 352.9

Accounts 353.1 and 353.2 are combined in Account 353.9

AccountNumber	TransactionCode	TransactionYear	RetirementAmount	RemovalCost	Reimbursements	SalvageFinal
36100	0	1999	(3,132.00)	526.50	-	(286.47)
36100	0	2001	(13,950.00)	-	-	-
36100	0	2002	(1,055.00)	826.00	-	-
36100	0	2003	(1,926.31)	2,357.98	-	-
36100	0	2006	(9,005.37)	2,861.76	-	(94.07)
36100	0	2007	(31,226.60)	36,062.61	-	-
36100	0	2008	-	-	-	-
36100	0	2009	(25,171.16)	10,934.36	-	(1,337.38)
36100	0	2010	(35,328.49)	37,886.45	-	-
36100	0	2011	(13,807.43)	10,030.66	-	-
36200	0	1967	(118,980.00)	8,749.00	-	(45,347.00)
36200	0	1970	(152,891.00)	11,710.00	-	(41,015.00)
36200	0	1975	(104,999.00)	14,223.00	-	(40,083.00)
36200	0	1975	-	-	(101.00)	-
36200	0	1977	(104,994.00)	9,677.00	-	(79,106.00)
36200	0	1979	(213,082.00)	7,088.00	-	(94,763.00)
36200	0	1979	-	-	(41,734.00)	-
36200	0	1980	(125,204.00)	24,636.00	-	(75,283.00)
36200	0	1981	(335,973.00)	10,289.00	-	(89,714.00)
36200	0	1981	-	-	(11,472.00)	-
36200	0	1982	(92,238.00)	11,896.00	-	(54,067.00)
36200	0	1985	(326,963.00)	14,394.00	-	(252,702.00)
36200	0	1985	-	-	(704.00)	-
36200	0	1986	(190,339.00)	33,002.00	-	(24,533.00)
36200	0	1986	-	-	(19,001.00)	-
36200	0	1987	(285,835.00)	21,026.00	-	(226,075.00)
36200	0	1988	(451,776.00)	30,717.00	-	(18,242.00)
36200	0	1988	-	-	(88,395.00)	-
36200	0	1989	(195,083.00)	51,602.00	-	(55,356.00)
36200	0	1989	-	-	(88,345.00)	-
36200	0	1990	(208,500.00)	48,826.00	-	(200,606.00)
36200	0	1991	(165,021.00)	39,479.00	-	(35,537.00)
36200	0	1991	-	-	(123,276.00)	-
36200	0	1992	(80,345.00)	31,926.00	-	(24,769.00)
36200	0	1992	-	-	(99,976.00)	-
36200	0	1993	(174,354.00)	26,005.54	-	(71,284.57)
36200	0	1993	-	-	(55,777.29)	-
36200	0	1994	(720,385.00)	61,787.41	-	(126,495.76)
36200	0	1994	-	-	(149,895.96)	-
36200	0	1995	(167,475.00)	18,581.57	-	(70,127.64)
36200	0	1995	-	-	(48,205.99)	-
36200	0	1996	(914,724.00)	67,669.67	-	(147,669.22)
36200	0	1996	-	-	(137,851.91)	-
36200	0	1997	(574,447.00)	52,924.99	-	(119,714.53)
36200	0	1997	-	-	(84,195.42)	-
36200	0	1998	(613,457.00)	74,504.15	-	(132,340.58)
36200	0	1998	-	-	(268,819.83)	-
36200	0	1999	(179,181.00)	14,111.29	-	(28,953.96)
36200	0	1999	-	-	(69,306.08)	-
36200	0	2000	(20,330.00)	-	-	-
36200	0	2001	(413,104.00)	27,584.00	-	(18,337.00)
36200	0	2001	-	-	(3,831.00)	-
36200	0	2002	(493,067.00)	12,926.00	-	(2,776.00)
36200	0	2003	(73,468.79)	25,875.35	-	-
36200	0	2004	(11,401.45)	8,058.24	-	(28.76)
36200	0	2006	(2,595,375.81)	480,902.03	-	(12,249.08)
36200	0	2006	-	-	(11,211.17)	-
36200	0	2007	(633,947.18)	299,308.91	-	(20,912.60)
36200	0	2007	-	-	3,132.35	-
36200	0	2008	(215.89)	5,161.38	-	-
36200	0	2009	(738,688.38)	446,808.05	-	(17,603.29)
36200	0	2009	-	-	(42,219.23)	-
36200	0	2010	(1,061,284.54)	451,472.29	-	(109,881.96)
36200	0	2011	(416,823.50)	353,765.83	-	(29,443.97)
36400	0	1967	(292,808.00)	122,035.00	-	(85,765.00)
36400	0	1967	-	-	(38,461.00)	-
36400	0	1970	(424,592.00)	169,860.00	-	(86,915.00)
36400	0	1970	-	-	(38,707.00)	-

Notes:

Accounts 352.1 and 352.2 are combined in Account 352.9

Accounts 353.1 and 353.2 are combined in Account 353.9

AccountNumber	TransactionCode	TransactionYear	RetirementAmount	RemovalCost	Reimbursements	SalvageFinal
36400	0	1975	(410,684.00)	156,725.00	-	(110,731.00)
36400	0	1975	-	-	(28,582.00)	-
36400	0	1977	(316,551.00)	113,887.00	-	(89,528.00)
36400	0	1977	-	-	(44,632.00)	-
36400	0	1979	(420,449.00)	192,722.00	-	(35,377.00)
36400	0	1979	-	-	(4,163.00)	-
36400	0	1980	(483,167.00)	255,275.00	-	(142,257.00)
36400	0	1980	-	-	(4,555.00)	-
36400	0	1981	(457,330.00)	214,077.00	-	(132,829.00)
36400	0	1981	-	-	(2,718.00)	-
36400	0	1982	(538,296.00)	284,667.00	-	(154,598.00)
36400	0	1982	-	-	(1,247.00)	-
36400	0	1985	(571,087.00)	368,139.00	-	(106,240.00)
36400	0	1985	-	-	(161,946.00)	-
36400	0	1986	(842,348.00)	477,159.00	-	(109,923.00)
36400	0	1986	-	-	(161,302.00)	-
36400	0	1987	(755,330.00)	593,598.00	-	(126,666.00)
36400	0	1987	-	-	(229,120.00)	-
36400	0	1988	(1,037,016.00)	523,401.00	-	(974,976.00)
36400	0	1988	-	-	(356,886.00)	-
36400	0	1989	(809,610.00)	629,908.00	-	(95,316.00)
36400	0	1989	-	-	(494,956.00)	-
36400	0	1990	(864,023.00)	659,027.00	-	(88,594.00)
36400	0	1990	-	-	(577,775.00)	-
36400	0	1991	(1,982,061.00)	697,964.00	-	(882,595.00)
36400	0	1991	-	-	(358,660.00)	-
36400	0	1992	(2,130,301.00)	853,897.00	-	(891,619.00)
36400	0	1992	-	-	(434,685.00)	-
36400	0	1993	(1,330,114.00)	948,478.36	-	(479,511.70)
36400	0	1993	-	-	(774,589.07)	-
36400	0	1994	(2,598,859.00)	1,065,669.95	-	(402,384.01)
36400	0	1994	-	-	(984,385.04)	-
36400	0	1995	(1,412,233.00)	749,106.14	-	(521,425.55)
36400	0	1995	-	-	(739,970.43)	-
36400	0	1996	(2,241,833.00)	792,888.13	-	(319,116.95)
36400	0	1996	-	-	(615,011.17)	-
36400	0	1997	(922,869.00)	406,495.31	-	(169,583.52)
36400	0	1997	-	-	(246,226.94)	-
36400	0	1998	(859,407.00)	498,999.23	-	(163,476.18)
36400	0	1998	-	-	(685,540.45)	-
36400	0	1999	(841,648.00)	316,890.93	-	(119,920.45)
36400	0	1999	-	-	(592,607.18)	-
36400	0	2000	(809,592.00)	113,168.00	-	(48,841.00)
36400	0	2001	(662,394.00)	193,207.51	-	(34,537.00)
36400	0	2001	-	-	(80,169.00)	-
36400	0	2002	(376,388.00)	193,663.00	-	(29,079.00)
36400	0	2003	(329,129.29)	136,497.08	-	(7,183.24)
36400	0	2003	-	-	(257,012.24)	-
36400	0	2004	(196,141.15)	137,861.55	-	(11,911.07)
36400	0	2006	(79,289.08)	771,183.74	-	(7,659.58)
36400	0	2006	-	-	(502,453.38)	-
36400	0	2007	(408,115.20)	194,784.95	-	(14,824.05)
36400	0	2007	-	-	(370,321.97)	-
36400	0	2008	(17,166.02)	26,923.46	-	(5,049.19)
36400	0	2008	-	-	(12,251.37)	-
36400	0	2009	(3,809,600.22)	4,769,624.07	-	(95,058.31)
36400	0	2009	-	-	(1,154,949.36)	-
36400	0	2010	(1,336,949.39)	1,207,408.41	-	(65,701.19)
36400	0	2011	(1,864,234.14)	1,017,425.09	-	(23,519.30)
36500	0	1967	(158,615.00)	60,770.00	-	(53,601.00)
36500	0	1967	-	-	(37,623.00)	-
36500	0	1970	(393,297.00)	179,982.00	-	(219,218.00)
36500	0	1970	-	-	(44,212.00)	-
36500	0	1975	(374,260.00)	174,975.00	-	(121,050.00)
36500	0	1975	-	-	(43,863.00)	-
36500	0	1977	(258,930.00)	131,168.00	-	(116,493.00)
36500	0	1977	-	-	(29,953.00)	-
36500	0	1979	(366,868.00)	219,222.00	-	(173,586.00)

Notes:

Accounts 352.1 and 352.2 are combined in Account 352.9

Accounts 353.1 and 353.2 are combined in Account 353.9

AccountNumber	TransactionCode	TransactionYear	RetirementAmount	RemovalCost	Reimbursements	SalvageFinal
36500	0	1979	-	-	(5,131.00)	-
36500	0	1980	(415,150.00)	288,357.00	-	(202,866.00)
36500	0	1980	-	-	(3,210.00)	-
36500	0	1981	(347,351.00)	212,417.00	-	(155,885.00)
36500	0	1981	-	-	(1,856.00)	-
36500	0	1982	(447,457.00)	297,208.00	-	(220,895.00)
36500	0	1982	-	-	(2,016.00)	-
36500	0	1985	(413,733.00)	392,771.00	-	(174,340.00)
36500	0	1985	-	-	(88,257.00)	-
36500	0	1986	(494,268.00)	452,618.00	-	(169,442.00)
36500	0	1986	-	-	(114,220.00)	-
36500	0	1987	(707,438.00)	435,605.00	-	(201,963.00)
36500	0	1987	-	-	(89,532.00)	-
36500	0	1988	(767,896.00)	395,093.00	-	(155,148.00)
36500	0	1988	-	-	(196,976.00)	-
36500	0	1989	(679,291.00)	511,936.00	-	(228,647.00)
36500	0	1989	-	-	(289,737.00)	-
36500	0	1990	(736,941.00)	513,438.00	-	(221,662.00)
36500	0	1990	-	-	(423,614.00)	-
36500	0	1991	(615,033.00)	451,911.00	-	(180,149.00)
36500	0	1991	-	-	(197,815.00)	-
36500	0	1992	(773,048.00)	518,555.00	-	(235,040.00)
36500	0	1992	-	-	(249,173.00)	-
36500	0	1993	(850,626.00)	735,220.86	-	(310,969.35)
36500	0	1993	-	-	(459,874.23)	-
36500	0	1994	(1,025,932.00)	509,916.64	-	(161,081.32)
36500	0	1994	-	-	(360,760.34)	-
36500	0	1995	(1,017,289.00)	654,066.58	-	(380,889.40)
36500	0	1995	-	-	(494,846.25)	-
36500	0	1996	(978,357.00)	419,417.57	-	(141,225.32)
36500	0	1996	-	-	(249,169.58)	-
36500	0	1997	(921,889.00)	492,192.20	-	(171,787.21)
36500	0	1997	-	-	(228,345.29)	-
36500	0	1998	(821,160.00)	577,922.21	-	(158,398.83)
36500	0	1998	-	-	(608,106.87)	-
36500	0	1999	(778,038.00)	355,075.52	-	(112,417.04)
36500	0	1999	-	-	(508,575.16)	-
36500	0	2000	(964,245.00)	134,146.00	-	(62,850.00)
36500	0	2001	(632,267.00)	158,790.51	-	(27,771.00)
36500	0	2001	-	-	(107,511.00)	-
36500	0	2002	(203,570.00)	146,866.00	-	(25,359.00)
36500	0	2002	-	-	(1,531.00)	-
36500	0	2003	(502,806.02)	181,025.04	-	(15,050.18)
36500	0	2003	-	-	(116,130.81)	-
36500	0	2004	(178,243.83)	157,989.06	-	(10,128.05)
36500	0	2006	(202,377.09)	793,547.35	-	(7,260.91)
36500	0	2006	-	-	(233,836.89)	-
36500	0	2007	(394,066.35)	415,343.46	-	(19,010.22)
36500	0	2007	-	-	(263,704.91)	-
36500	0	2008	(43,382.65)	37,305.84	-	(9,992.36)
36500	0	2008	-	-	(25,826.07)	-
36500	0	2009	(8,638,379.41)	5,936,780.54	-	(93,451.27)
36500	0	2009	-	-	(144,565.06)	-
36500	0	2010	(5,225,220.93)	1,814,136.20	-	(148,626.03)
36500	0	2011	(8,443,827.89)	2,029,029.81	-	(272,510.80)
36500	0	2011	(12.71)	2,529.54	-	(1,926.46)
36600	0	1977	(22.00)	10.00	-	(1.00)
36600	0	1979	(977.00)	14.00	-	-
36600	0	1980	(184.00)	3.00	-	-
36600	0	1986	(3,615.00)	630.00	-	(201.00)
36600	0	1989	(237.00)	-	-	(22.00)
36600	0	1989	-	-	(103.00)	-
36600	0	1993	-	-	-	-
36600	0	1994	-	-	-	-
36600	0	1995	-	-	-	-
36600	0	1996	-	-	-	-
36600	0	1997	(15.00)	1.80	-	(0.41)
36600	0	1997	-	-	(0.38)	-

Notes:

Accounts 352.1 and 352.2 are combined in Account 352.9

Accounts 353.1 and 353.2 are combined in Account 353.9

AccountNumber	TransactionCode	TransactionYear	RetirementAmount	RemovalCost	Reimbursements	SalvageFinal
36600	0	1998	-	-	-	-
36600	0	1999	-	-	-	-
36600	0	2006	(20,096.53)	-	-	(1,145.40)
36600	0	2007	(182,261.30)	-	-	(176.65)
36600	0	2007	-	-	(13,332.84)	-
36600	0	2008	-	-	-	-
36600	0	2009	(24.92)	25,951.89	-	(2.94)
36600	0	2010	(4,746.08)	755.47	-	(2.61)
36600	0	2011	(18,438.86)	-	-	-
36700	0	1970	(1,026.00)	153.00	-	(202.00)
36700	0	1975	(23,964.00)	6,305.00	-	(11,249.00)
36700	0	1977	(15,178.00)	2,832.00	-	(4,515.00)
36700	0	1977	-	-	(1,835.00)	-
36700	0	1979	(14,210.00)	2,584.00	-	(3,901.00)
36700	0	1980	(18,294.00)	2,132.00	-	(5,911.00)
36700	0	1981	(33,238.00)	4,549.00	-	(5,513.00)
36700	0	1981	-	-	385.00	-
36700	0	1982	(16,079.00)	1,522.00	-	(4,253.00)
36700	0	1982	-	-	(448.00)	-
36700	0	1985	(28,973.00)	3,253.00	-	(4,448.00)
36700	0	1985	-	-	(25,231.00)	-
36700	0	1986	(46,524.00)	7,827.00	-	(5,792.00)
36700	0	1986	-	-	(20,433.00)	-
36700	0	1987	(89,465.00)	10,081.00	-	(19,936.00)
36700	0	1987	-	-	(46,953.00)	-
36700	0	1988	(87,088.00)	11,885.00	-	(3,342.00)
36700	0	1988	-	-	(51,322.00)	-
36700	0	1989	(62,027.00)	18,853.00	-	(8,217.00)
36700	0	1989	-	-	(72,494.00)	-
36700	0	1990	(51,317.00)	9,267.00	-	(15,279.00)
36700	0	1990	-	-	(67,295.00)	-
36700	0	1991	(121,385.00)	7,354.00	-	(4,304.00)
36700	0	1991	-	-	(65,520.00)	-
36700	0	1992	(3,940.00)	8,736.00	-	(12,461.00)
36700	0	1992	-	-	(16,182.00)	-
36700	0	1993	(108,923.00)	29,103.35	-	(18,489.43)
36700	0	1993	-	-	(118,104.50)	-
36700	0	1994	(119,096.00)	18,298.78	-	(8,682.58)
36700	0	1994	-	-	(83,993.14)	-
36700	0	1995	(177,737.00)	35,326.43	-	(30,899.93)
36700	0	1995	-	-	(173,400.45)	-
36700	0	1996	(286,239.00)	37,933.45	-	(19,185.32)
36700	0	1996	-	-	(146,208.60)	-
36700	0	1997	(212,450.00)	35,063.65	-	(18,382.05)
36700	0	1997	-	-	(105,539.88)	-
36700	0	1998	(217,910.00)	47,409.24	-	(19,517.60)
36700	0	1998	-	-	(323,650.09)	-
36700	0	1999	(279,756.00)	39,467.86	-	(18,768.77)
36700	0	1999	-	-	(366,758.50)	-
36700	0	2000	(254,398.00)	10,987.00	-	(27,478.00)
36700	0	2001	(138,621.00)	70,691.00	-	(7,288.00)
36700	0	2001	-	-	(49,502.00)	-
36700	0	2002	(46,298.00)	10,315.00	-	(3,512.00)
36700	0	2002	-	-	(31.00)	-
36700	0	2003	(123,660.16)	6,262.11	-	(2,974.59)
36700	0	2003	-	-	(18,617.42)	-
36700	0	2004	(11,539.61)	10,367.44	-	(2,621.02)
36700	0	2006	(1,400.38)	4,580.85	-	(261.19)
36700	0	2007	(27,192.26)	26,508.56	-	(679.93)
36700	0	2007	-	-	(58,981.55)	-
36700	0	2008	-	-	-	-
36700	0	2009	(862,862.25)	274,005.16	-	(43,811.39)
36700	0	2009	-	-	(6,555.43)	-
36700	0	2010	(998,897.38)	56,447.62	-	(8,891.04)
36700	0	2011	(618,591.15)	103,272.99	-	(7,491.15)
36800	0	1967	(223,524.00)	50,028.00	-	(87,217.00)
36800	0	1967	-	-	(6,343.00)	-
36800	0	1970	(429,872.00)	102,335.00	-	(73,614.00)

Notes:

Accounts 352.1 and 352.2 are combined in Account 352.9

Accounts 353.1 and 353.2 are combined in Account 353.9

AccountNumber	TransactionCode	TransactionYear	RetirementAmount	RemovalCost	Reimbursements	SalvageFinal
36800	0	1970	-	-	(28,749.00)	-
36800	0	1975	(450,846.00)	63,529.00	-	(120,843.00)
36800	0	1975	-	-	(9,617.00)	-
36800	0	1977	(356,136.00)	48,244.00	-	(106,006.00)
36800	0	1977	-	-	(6,015.00)	-
36800	0	1979	(473,511.00)	72,281.00	-	(124,035.00)
36800	0	1979	-	-	(8,333.00)	-
36800	0	1980	(669,528.00)	346,562.00	-	(121,915.00)
36800	0	1980	-	-	(4,271.00)	-
36800	0	1981	(702,226.00)	120,832.00	-	(108,604.00)
36800	0	1981	-	-	(744.00)	-
36800	0	1982	(693,889.00)	115,311.00	-	(139,367.00)
36800	0	1982	-	-	(1,435.00)	-
36800	0	1985	(896,089.00)	142,332.00	-	(157,649.00)
36800	0	1985	-	-	(45,004.00)	-
36800	0	1986	(1,749,115.00)	974,420.00	-	(223,414.00)
36800	0	1986	-	-	(46,749.00)	-
36800	0	1987	(1,032,838.00)	145,410.00	-	(154,680.00)
36800	0	1987	-	-	(52,688.00)	-
36800	0	1988	(2,062,556.00)	76,847.00	-	(130,895.00)
36800	0	1988	-	-	(46,562.00)	-
36800	0	1989	(1,044,857.00)	174,951.00	-	(196,514.00)
36800	0	1989	-	-	(157,063.00)	-
36800	0	1990	(1,002,515.00)	187,079.00	-	(154,198.00)
36800	0	1990	-	-	(130,073.00)	-
36800	0	1991	(1,195,341.00)	149,553.00	-	(105,455.00)
36800	0	1991	-	-	(89,709.00)	-
36800	0	1992	(691,546.00)	142,294.00	-	(123,963.00)
36800	0	1992	-	-	(89,392.00)	-
36800	0	1993	(847,976.00)	273,888.78	-	(132,417.66)
36800	0	1993	-	-	(99,771.69)	-
36800	0	1994	(584,476.00)	108,557.24	-	(39,199.15)
36800	0	1994	-	-	(44,729.11)	-
36800	0	1995	(765,824.00)	184,000.12	-	(122,480.49)
36800	0	1995	-	-	(81,073.37)	-
36800	0	1996	(730,803.00)	117,074.17	-	(45,060.80)
36800	0	1996	-	-	(40,506.18)	-
36800	0	1997	(2,704,437.00)	539,565.88	-	(215,264.52)
36800	0	1997	-	-	(145,785.26)	-
36800	0	1998	(464,646.00)	122,201.16	-	(38,285.10)
36800	0	1998	-	-	(74,885.49)	-
36800	0	1999	(594,542.00)	101,394.40	-	(36,694.19)
36800	0	1999	-	-	(84,578.54)	-
36800	0	2000	(383,014.00)	103,589.00	-	(26,189.00)
36800	0	2001	(2,559,948.00)	336,354.36	-	(28,713.00)
36800	0	2001	-	-	(21,218.00)	-
36800	0	2002	(690,258.00)	413,253.00	-	(50,603.00)
36800	0	2002	-	-	(217.00)	-
36800	0	2003	(1,188,189.57)	400,085.12	-	(21,647.26)
36800	0	2003	-	-	(109,496.96)	-
36800	0	2004	(1,915,906.48)	490,112.14	-	(38,708.82)
36800	0	2006	(4,636,661.97)	2,000,078.83	-	(131,311.99)
36800	0	2006	-	-	(28,687.28)	-
36800	0	2007	(1,693,659.67)	(817,278.48)	-	(316,496.09)
36800	0	2007	-	-	(124,159.40)	-
36800	0	2008	(140,396.14)	106,888.38	-	(610,349.66)
36800	0	2008	-	-	(18,154.53)	-
36800	0	2009	(2,340,047.09)	1,602,572.22	-	(204,761.21)
36800	0	2009	-	-	(9,780.39)	-
36800	0	2010	(1,705,285.84)	158,132.64	-	(273,221.85)
36800	0	2011	(378,999.31)	111,609.15	-	(224,389.03)
36900	0	1967	(135,454.00)	91,234.00	-	(27,615.00)
36900	0	1967	-	-	(2,643.00)	-
36900	0	1970	(156,606.00)	107,227.00	-	(30,327.00)
36900	0	1970	-	-	(3,209.00)	-
36900	0	1975	(181,496.00)	93,941.00	-	(34,356.00)
36900	0	1975	-	-	(326.00)	-
36900	0	1977	(227,128.00)	126,571.00	-	(40,003.00)

Notes:

Accounts 352.1 and 352.2 are combined in Account 352.9

Accounts 353.1 and 353.2 are combined in Account 353.9

AccountNumber	TransactionCode	TransactionYear	RetirementAmount	RemovalCost	Reimbursements	SalvageFinal
36900	0	1977	-	-	(1,372.00)	-
36900	0	1979	(239,255.00)	148,144.00	-	(74,267.00)
36900	0	1979	-	-	(309.00)	-
36900	0	1980	(237,846.00)	165,141.00	-	(78,043.00)
36900	0	1980	-	-	223.00	-
36900	0	1981	(252,232.00)	181,894.00	-	(71,470.00)
36900	0	1981	-	-	35.00	-
36900	0	1982	(226,000.00)	163,301.00	-	(53,548.00)
36900	0	1982	-	-	29.00	-
36900	0	1985	(307,193.00)	189,913.00	-	(50,161.00)
36900	0	1985	-	-	(2,820.00)	-
36900	0	1986	(400,742.00)	259,211.00	-	(51,735.00)
36900	0	1986	-	-	(3,101.00)	-
36900	0	1987	(383,791.00)	138,457.00	-	(51,273.00)
36900	0	1987	-	-	(1,058.00)	-
36900	0	1988	(377,190.00)	119,253.00	-	(51,803.00)
36900	0	1988	-	-	(1,062.00)	-
36900	0	1989	(439,585.00)	158,123.00	-	(66,296.00)
36900	0	1989	-	-	(4,439.00)	-
36900	0	1990	(462,827.00)	202,367.00	-	(64,498.00)
36900	0	1990	-	-	(5,731.00)	-
36900	0	1991	(425,223.00)	210,200.00	-	(55,234.00)
36900	0	1991	-	-	(3,620.00)	-
36900	0	1992	(345,933.00)	222,067.00	-	(55,236.00)
36900	0	1992	-	-	(3,400.00)	-
36900	0	1993	(1,401.00)	1,093.93	-	(289.35)
36900	0	1993	-	-	(107.53)	-
36900	0	1994	(975,551.00)	438,028.06	-	(86,533.41)
36900	0	1994	-	-	(48,702.20)	-
36900	0	1995	(489,073.00)	284,068.22	-	(103,451.19)
36900	0	1995	-	-	(33,775.21)	-
36900	0	1996	(565,520.00)	219,012.34	-	(46,118.00)
36900	0	1996	-	-	(20,447.68)	-
36900	0	1997	(579,700.00)	279,595.86	-	(61,027.10)
36900	0	1997	-	-	(20,385.21)	-
36900	0	1998	(512,410.00)	325,784.59	-	(55,840.47)
36900	0	1998	-	-	(53,872.63)	-
36900	0	1999	(400,211.00)	164,998.61	-	(32,668.38)
36900	0	1999	-	-	(37,139.99)	-
36900	0	2000	(313,831.00)	108,245.00	-	(21,133.00)
36900	0	2001	(114,753.00)	41,683.00	-	(7,264.00)
36900	0	2002	(62,090.00)	54,657.00	-	(18,625.00)
36900	0	2002	-	-	(115,553.00)	-
36900	0	2003	(52,166.71)	15,175.81	-	(516.22)
36900	0	2003	-	-	(6,009.35)	-
36900	0	2004	(21,842.13)	14,912.10	-	(1,963.91)
36900	0	2007	(3,215.06)	250.96	-	(64.86)
36900	0	2008	-	-	-	-
36900	0	2009	(41,595.17)	1,153,408.03	-	(1,836.70)
36900	0	2009	-	-	(10,366.27)	-
36900	0	2010	(5,881,960.15)	285,012.39	-	(1,167.71)
36900	0	2011	(91,365.42)	340,844.92	-	(3,209.82)
37000	0	1967	(85,265.00)	7,779.00	-	(3,749.00)
37000	0	1970	(135,789.00)	10,001.00	-	(6,571.00)
37000	0	1975	(223,806.00)	3,359.00	-	(1,929.00)
37000	0	1977	(500,921.00)	10,166.00	-	(121,165.00)
37000	0	1979	(204,618.00)	-	-	(8,059.00)
37000	0	1980	(285,932.00)	-	-	(9,428.00)
37000	0	1981	(234,503.00)	-	-	(8,608.00)
37000	0	1982	(237,478.00)	-	-	(7,561.00)
37000	0	1985	(209,213.00)	130.00	-	(6,350.00)
37000	0	1985	-	-	(70.00)	-
37000	0	1986	(140,217.00)	-	-	(415.00)
37000	0	1986	-	-	(1,643.00)	-
37000	0	1987	(392,164.00)	113.00	-	(647.00)
37000	0	1987	-	-	(865.00)	-
37000	0	1988	(373,675.00)	4,471.00	-	(4,055.00)
37000	0	1988	-	-	(2,515.00)	-

Notes:

Accounts 352.1 and 352.2 are combined in Account 352.9

Accounts 353.1 and 353.2 are combined in Account 353.9

AccountNumber	TransactionCode	TransactionYear	RetirementAmount	RemovalCost	Reimbursements	SalvageFinal
37000	0	1989	(501,612.00)	2,529.00	-	(305.00)
37000	0	1989	-	-	(1,493.00)	-
37000	0	1990	(712,412.00)	5,649.00	-	(2,587.00)
37000	0	1990	-	-	(950.00)	-
37000	0	1991	(495,375.00)	534.00	-	(258.00)
37000	0	1991	-	-	(768.00)	-
37000	0	1992	(148,022.00)	3,236.00	-	(238.00)
37000	0	1992	-	-	(4,347.00)	-
37000	0	1993	(592,779.00)	8,980.32	-	(23,803.93)
37000	0	1993	-	-	(3,743.88)	-
37000	0	1994	(671,459.00)	5,849.52	-	(11,580.38)
37000	0	1994	-	-	(2,758.34)	-
37000	0	1995	(456,529.00)	5,144.77	-	(18,775.86)
37000	0	1995	-	-	(2,594.32)	-
37000	0	1996	(860,313.00)	6,464.36	-	(13,641.07)
37000	0	1996	-	-	(2,559.66)	-
37000	0	1997	(889,096.00)	8,320.02	-	(18,198.59)
37000	0	1997	-	-	(2,572.71)	-
37000	0	1998	(1,012,984.00)	12,495.80	-	(21,463.65)
37000	0	1998	-	-	(8,763.62)	-
37000	0	1999	(1,258,952.00)	10,070.45	-	(19,981.01)
37000	0	1999	-	-	(9,613.74)	-
37000	0	2000	(591,264.00)	7,962.00	-	-
37000	0	2002	(8,955.00)	-	-	-
37000	0	2003	(1,466,018.49)	1,531.87	-	-
37000	0	2006	(2,446,023.84)	15,361.99	-	-
37000	0	2007	(574,433.90)	25,769.36	-	-
37000	0	2008	-	-	-	-
37000	0	2009	(1,162,309.69)	-	-	-
37000	0	2010	(166,705.89)	-	-	-
37000	0	2011	(83,939.15)	-	-	(49,178.14)
37100	0	1967	(61,794.00)	18,727.00	-	(25,316.00)
37100	0	1967	-	-	(375.00)	-
37100	0	1970	(68,849.00)	23,190.00	-	(18,069.00)
37100	0	1970	-	-	(1,523.00)	-
37100	0	1975	(120,781.00)	35,925.00	-	(43,854.00)
37100	0	1975	-	-	(1,145.00)	-
37100	0	1977	(144,435.00)	53,756.00	-	(54,040.00)
37100	0	1977	-	-	(562.00)	-
37100	0	1979	(190,150.00)	86,365.00	-	(44,512.00)
37100	0	1979	-	-	(182.00)	-
37100	0	1980	(219,124.00)	105,490.00	-	(45,764.00)
37100	0	1980	-	-	43.00	-
37100	0	1981	(235,389.00)	115,409.00	-	(58,362.00)
37100	0	1981	-	-	(132.00)	-
37100	0	1982	(240,982.00)	125,121.00	-	(55,005.00)
37100	0	1982	-	-	(19.00)	-
37100	0	1985	(236,086.00)	149,431.00	-	(42,899.00)
37100	0	1985	-	-	(6,013.00)	-
37100	0	1986	(268,717.00)	169,600.00	-	(38,447.00)
37100	0	1986	-	-	(9,425.00)	-
37100	0	1987	(229,847.00)	20,932.00	-	(31,275.00)
37100	0	1987	-	-	(6,526.00)	-
37100	0	1988	(262,863.00)	21,093.00	-	(45,433.00)
37100	0	1988	-	-	(949.00)	-
37100	0	1989	(309,615.00)	29,910.00	-	(65,931.00)
37100	0	1989	-	-	(1,153.00)	-
37100	0	1990	(320,943.00)	35,677.00	-	(70,183.00)
37100	0	1990	-	-	(765.00)	-
37100	0	1991	(348,824.00)	42,030.00	-	(56,719.00)
37100	0	1991	-	-	(8,785.00)	-
37100	0	1992	(428,381.00)	51,052.00	-	(55,800.00)
37100	0	1992	-	-	(12,892.00)	-
37100	0	1993	(548,448.00)	236,331.96	-	(138,673.20)
37100	0	1993	-	-	(19,313.41)	-
37100	0	1994	(546,944.00)	135,528.71	-	(59,394.69)
37100	0	1994	-	-	(12,527.55)	-
37100	0	1995	(590,648.00)	189,327.71	-	(152,954.21)

Notes:

Accounts 352.1 and 352.2 are combined in Account 352.9

Accounts 353.1 and 353.2 are combined in Account 353.9

AccountNumber	TransactionCode	TransactionYear	RetirementAmount	RemovalCost	Reimbursements	SalvageFinal
37100	0	1995	-	-	(18,714.48)	-
37100	0	1996	(631,349.00)	134,935.61	-	(63,032.25)
37100	0	1996	-	-	(10,473.46)	-
37100	0	1997	(614,604.00)	163,590.96	-	(79,211.04)
37100	0	1997	-	-	(9,915.89)	-
37100	0	1998	(637,825.00)	223,795.30	-	(85,094.97)
37100	0	1998	-	-	(30,766.40)	-
37100	0	1999	(555,683.00)	126,431.37	-	(55,531.14)
37100	0	1999	-	-	(23,659.44)	-
37100	0	2000	(120,854.00)	24,817.00	-	(45,756.00)
37100	0	2001	(75,007.00)	16,851.00	-	(12,686.00)
37100	0	2002	(34,007.00)	11,367.00	-	(8,472.00)
37100	0	2003	(3,140.66)	-	-	(43.90)
37100	0	2003	-	-	(357.24)	-
37100	0	2004	(1,028.07)	-	-	-
37100	0	2006	(256.13)	245.48	-	(4.23)
37100	0	2007	(829.98)	(17,279.70)	-	-
37100	0	2007	-	-	(17,806.94)	-
37100	0	2008	-	-	-	-
37100	0	2009	(279.04)	4,085.47	-	-
37100	0	2010	(254.35)	(82.52)	-	-
37100	0	2011	(10,672.81)	2,461.91	-	(7.32)
37300	0	1967	(95,525.00)	30,984.00	-	(30,315.00)
37300	0	1967	-	-	(836.00)	-
37300	0	1970	(129,575.00)	39,160.00	-	(34,860.00)
37300	0	1970	-	-	(2,559.00)	-
37300	0	1975	(110,142.00)	29,667.00	-	(35,778.00)
37300	0	1975	-	-	(724.00)	-
37300	0	1977	(150,256.00)	44,273.00	-	(43,193.00)
37300	0	1977	-	-	(1,618.00)	-
37300	0	1979	(129,621.00)	43,165.00	-	(66,181.00)
37300	0	1980	(207,843.00)	71,007.00	-	(77,422.00)
37300	0	1980	-	-	(30.00)	-
37300	0	1981	(161,743.00)	60,422.00	-	(79,481.00)
37300	0	1981	-	-	(927.00)	-
37300	0	1982	(245,133.00)	63,019.00	-	(159,292.00)
37300	0	1982	-	-	343.00	-
37300	0	1985	(301,872.00)	73,434.00	-	(92,393.00)
37300	0	1985	-	-	(48,991.00)	-
37300	0	1986	(230,790.00)	92,991.00	-	(72,998.00)
37300	0	1986	-	-	(51,200.00)	-
37300	0	1987	(514,814.00)	44,409.00	-	(104,654.00)
37300	0	1987	-	-	(176,433.00)	-
37300	0	1988	(728,697.00)	40,164.00	-	(75,076.00)
37300	0	1988	-	-	(60,318.00)	-
37300	0	1989	(253,608.00)	45,668.00	-	(69,857.00)
37300	0	1989	-	-	(64,537.00)	-
37300	0	1990	(426,617.00)	74,312.00	-	(126,315.00)
37300	0	1990	-	-	(81,933.00)	-
37300	0	1991	(361,654.00)	147,907.00	-	(96,301.00)
37300	0	1991	-	-	(84,672.00)	-
37300	0	1992	(313,108.00)	154,828.00	-	(62,546.00)
37300	0	1992	-	-	(92,413.00)	-
37300	0	1993	(362,396.00)	117,366.49	-	(111,278.26)
37300	0	1993	-	-	(113,733.76)	-
37300	0	1994	(505,530.00)	94,147.57	-	(66,668.63)
37300	0	1994	-	-	(103,193.59)	-
37300	0	1995	(421,566.00)	101,560.48	-	(132,576.98)
37300	0	1995	-	-	(119,041.14)	-
37300	0	1996	(636,371.00)	102,221.25	-	(77,156.69)
37300	0	1996	-	-	(94,083.53)	-
37300	0	1997	(368,090.00)	73,636.25	-	(57,612.17)
37300	0	1997	-	-	(52,926.48)	-
37300	0	1998	(273,337.00)	72,081.13	-	(44,286.42)
37300	0	1998	-	-	(117,504.94)	-
37300	0	1999	(787,797.00)	134,714.95	-	(95,607.88)
37300	0	1999	-	-	(298,933.25)	-
37300	0	2000	(879,354.00)	93,243.00	-	(110,211.00)

Notes:

Accounts 352.1 and 352.2 are combined in Account 352.9

Accounts 353.1 and 353.2 are combined in Account 353.9

AccountNumber	TransactionCode	TransactionYear	RetirementAmount	RemovalCost	Reimbursements	SalvageFinal
37300	0	2001	(384,843.00)	48,267.62	-	(53,491.00)
37300	0	2002	(192,809.00)	72,178.00	-	(86,227.00)
37300	0	2002	-	-	(417.00)	-
37300	0	2003	(358,374.17)	43,856.63	-	(7,911.38)
37300	0	2003	-	-	(31,222.39)	-
37300	0	2004	(354,402.38)	25,212.10	-	(2,168.60)
37300	0	2006	(2,919.20)	8,258.92	-	(318.99)
37300	0	2006	-	-	(9,077.24)	-
37300	0	2007	(53,833.99)	23,822.19	-	(13,464.02)
37300	0	2007	-	-	(10,437.02)	-
37300	0	2008	(2,019.69)	4,550.37	-	-
37300	0	2009	(2,961,735.62)	924,237.01	-	(57,431.44)
37300	0	2009	-	-	(6,341.47)	-
37300	0	2010	(5,076,325.22)	771,519.45	-	(56,226.75)
37300	0	2011	(3,616,159.50)	317,382.20	-	(34,857.90)
39010	0	1967	(38,784.00)	1,077.00	-	(577.00)
39010	0	1970	(280.00)	130.00	-	(10.00)
39010	0	1975	(7,364.00)	611.00	-	(3,444.00)
39010	0	1977	(3,394.00)	68.00	-	-
39010	0	1979	(28,369.00)	1,846.00	-	-
39010	0	1980	(12,474.00)	4,674.00	-	-
39010	0	1981	(12,016.00)	5,463.00	-	-
39010	0	1981	-	-	(1,794.00)	-
39010	0	1982	(5,437.00)	2,000.00	-	-
39010	0	1985	(2,780.00)	-	-	-
39010	0	1985	-	-	(6,736.00)	-
39010	0	1986	(101,770.00)	7,729.00	-	-
39010	0	1986	-	-	(187,548.00)	-
39010	0	1987	(98,206.00)	344.00	-	(48,102.00)
39010	0	1988	(193,975.00)	49.00	-	-
39010	0	1988	-	-	(59,551.00)	-
39010	0	1989	(12,034.00)	-	-	-
39010	0	1990	(6,272.00)	1,870.00	-	-
39010	0	1991	(11,957.00)	219.00	-	-
39010	0	1992	(4,992.00)	2,074.00	-	-
39010	0	1993	(6,108.00)	7,896.30	-	53.89
39010	0	1993	-	-	(26,411.53)	-
39010	0	1994	(149,918.00)	2,535.20	-	(28,540.37)
39010	0	1994	-	-	(101,165.04)	-
39010	0	1995	(30,624.00)	272.99	-	(34,237.12)
39010	0	1995	-	-	(69,152.26)	-
39010	0	1996	(702,394.00)	6,017.17	-	(224,615.41)
39010	0	1996	-	-	(4,218.92)	-
39010	0	1997	(41,337.00)	2,761.09	-	(11,792.07)
39010	0	1997	-	-	(209,775.74)	-
39010	0	1998	(266,661.00)	41,788.29	-	93,487.31
39010	0	1998	-	-	240,157.83	-
39010	0	1999	(181,729.00)	10,207.79	-	168,645.37
39010	0	1999	-	-	(6,060.92)	-
39010	0	2000	(32,457.00)	-	-	-
39010	2	2001	(3,052,270.00)	(2,640,441.00)	-	-
39010	0	2001	3,052,270.00	2,640,441.00	-	-
39010	0	2001	(3,816,682.00)	40,154.00	-	-
39010	0	2001	-	-	(2,640,441.00)	-
39010	0	2003	(298,176.51)	98,193.13	-	-
39010	0	2004	(109,166.46)	51,759.42	-	-
39010	0	2006	(336,637.74)	95,141.52	-	-
39010	0	2007	(2,736,942.05)	46,920.78	-	(3,000.00)
39010	0	2008	(172.34)	30,318.48	-	-
39010	0	2009	(311,228.56)	79,641.59	-	(258.63)
39010	0	2010	(233,054.72)	76,583.48	-	-
39010	0	2011	(159,686.91)	70,870.07	-	-
39020	0	1993	-	-	-	-
39020	0	1994	-	-	-	-
39020	0	1995	-	-	-	-
39020	0	1996	-	-	-	-
39020	0	1997	-	-	-	-
39020	0	1998	-	-	-	-

Notes:

Accounts 352.1 and 352.2 are combined in Account 352.9

Accounts 353.1 and 353.2 are combined in Account 353.9

AccountNumber	TransactionCode	TransactionYear	RetirementAmount	RemovalCost	Reimbursements	SalvageFinal
39020	0	1999	-	-	-	-
39020	0	2001	(2,662.00)	-	-	-
39020	0	2003	(8,779.17)	-	-	-
39020	0	2006	(224,105.76)	22,969.83	-	-
39110	0	1967	(11,526.00)	-	-	(1,197.00)
39110	0	1970	(17,525.00)	20.00	-	(862.00)
39110	0	1975	(49,443.00)	7,307.00	-	(17,338.00)
39110	0	1977	(21,953.00)	445.00	-	(1,968.00)
39110	0	1979	(28,434.00)	-	-	(1,816.00)
39110	0	1980	(96,902.00)	-	-	(1,017.00)
39110	0	1981	(12,742.00)	-	-	(959.00)
39110	0	1982	(16,411.00)	-	-	(2,164.00)
39110	0	1985	(1,361,408.00)	-	-	(810.00)
39110	0	1986	(100,359.00)	-	-	-
39110	0	1987	(39,107.00)	-	-	(1,000.00)
39110	0	1988	(59,395.00)	-	-	-
39110	0	1989	(90,163.00)	-	-	(650.00)
39110	0	1990	(73,571.00)	-	-	(53.00)
39110	0	1991	(10,542.00)	57.00	-	(13.00)
39110	0	1991	-	-	(65.00)	-
39110	0	1992	(11,425.00)	(23.00)	-	(1,050.00)
39110	0	1993	(6,937.00)	1,835.93	-	64.98
39110	0	1993	-	-	(1.21)	-
39110	0	1994	(251,716.00)	871.42	-	(50,877.18)
39110	0	1994	-	-	(6.83)	-
39110	0	1995	(3,512.00)	6.41	-	(4,168.66)
39110	0	1995	-	-	(0.32)	-
39110	0	1996	(14,865.00)	26.07	-	(5,046.96)
39110	0	1997	(522,577.00)	7,145.81	-	(158,273.34)
39110	0	1997	-	-	(106.63)	-
39110	0	1998	(120,647.00)	3,870.54	-	44,907.21
39110	0	1998	-	-	4.37	-
39110	0	1999	(140,979.00)	1,621.14	-	138,902.80
39110	0	1999	-	-	(0.19)	-
39110	0	2000	(115,991.00)	-	-	-
39110	0	2001	(130,204.00)	-	-	-
39110	0	2002	(203,016.00)	-	-	-
39110	0	2004	(163,902.90)	-	-	-
39110	0	2006	(437,676.76)	493.43	-	-
39110	0	2007	(163,639.09)	-	-	-
39110	0	2008	-	-	-	-
39110	0	2009	-	-	-	-
39110	0	2010	-	-	-	-
39110	0	2011	(0.08)	-	-	-
39120	0	1993	-	-	-	-
39120	0	1994	-	-	-	-
39120	0	1995	-	-	-	-
39120	0	1996	-	-	-	-
39120	0	1997	-	-	-	-
39120	0	1998	-	-	-	-
39120	0	1999	-	-	-	-
39120	0	2000	(1,972,288.00)	-	-	-
39120	0	2001	(2,096,581.00)	-	-	-
39120	0	2002	(1,933,397.00)	-	-	-
39120	0	2004	(1,490,220.32)	-	-	-
39120	0	2006	(7,056,845.12)	-	-	-
39120	0	2007	(2,989,812.83)	-	-	-
39120	0	2008	-	-	-	-
39120	0	2009	(5,274,117.48)	-	-	-
39120	0	2010	-	-	-	-
39130	0	1993	-	-	-	-
39130	0	1994	-	-	-	-
39130	0	1995	-	-	-	-
39130	0	1996	-	-	-	-
39130	0	1997	-	-	-	-
39130	0	1998	-	-	-	-
39130	0	1999	-	-	-	-
39130	0	2007	(369,383.94)	-	-	-

Notes:

Accounts 352.1 and 352.2 are combined in Account 352.9

Accounts 353.1 and 353.2 are combined in Account 353.9

AccountNumber	TransactionCode	TransactionYear	RetirementAmount	RemovalCost	Reimbursements	SalvageFinal
39130	0	2008	-	-	-	-
39130	0	2009	-	-	-	-
39130	0	2010	(448,190.94)	-	-	-
39131	0	2011	(753,659.43)	-	-	-
39200	0	1993	-	-	-	-
39200	0	1994	-	-	-	-
39200	0	1995	-	-	-	-
39200	0	1996	-	-	-	-
39200	0	1997	-	-	-	-
39200	0	1998	-	-	-	-
39200	0	1999	-	-	-	-
39200	0	2000	(17,872.00)	-	-	-
39200	0	2001	(939,069.00)	-	-	-
39200	0	2002	(3,936,032.00)	75,837.00	-	(112,442.00)
39200	0	2004	(10,527.89)	-	-	-
39200	0	2007	(4,934,986.28)	-	-	-
39200	0	2008	-	-	-	-
39200	0	2009	(312,452.12)	-	-	-
39200	0	2010	(111,741.97)	-	-	-
39200	0	2011	(3,997,637.78)	-	-	-
39300	0	1967	(120.00)	-	-	-
39300	0	1979	(110.00)	-	-	-
39300	0	1985	(48,944.00)	-	-	-
39300	0	1988	(2,672.00)	-	-	-
39300	0	1989	(302.00)	-	-	-
39300	0	1993	-	-	-	-
39300	0	1994	-	-	-	-
39300	0	1995	(9,810.00)	-	-	-
39300	0	1996	(789.00)	-	-	-
39300	0	1997	(22,214.00)	-	-	-
39300	0	1998	(660.00)	-	-	-
39300	0	1999	(7,143.00)	-	-	-
39300	0	2000	(5,226.00)	-	-	-
39300	0	2001	(54,659.00)	-	-	-
39300	0	2004	(26,894.62)	-	-	-
39300	0	2006	(27,726.71)	-	-	-
39300	0	2007	(8,014.13)	-	-	-
39300	0	2008	-	-	-	-
39300	0	2009	(6,897.90)	-	-	-
39300	0	2010	-	-	-	-
39300	0	2011	(272,160.14)	-	-	-
39400	0	1967	(443.00)	-	-	(159.00)
39400	0	1970	(154.00)	-	-	-
39400	0	1975	(19,568.00)	294.00	-	(4,790.00)
39400	0	1977	(1,705.00)	36.00	-	-
39400	0	1979	(3,957.00)	-	-	(200.00)
39400	0	1980	(4,224.00)	-	-	(200.00)
39400	0	1981	(702.00)	-	-	-
39400	0	1982	(4,552.00)	-	-	(75.00)
39400	0	1985	(119,753.00)	-	-	-
39400	0	1986	(4,839.00)	-	-	-
39400	0	1987	(2,987.00)	-	-	(2,987.00)
39400	0	1988	(11,273.00)	(338.00)	-	179.00
39400	0	1989	(8,876.00)	-	-	(1,100.00)
39400	0	1990	(3,889.00)	-	-	-
39400	0	1990	-	-	(525.00)	-
39400	0	1991	(16,283.00)	-	-	-
39400	0	1992	(4,895.00)	-	-	-
39400	0	1993	-	-	-	-
39400	0	1994	(18,147.00)	-	-	(12,363.59)
39400	0	1994	-	-	(44.38)	-
39400	0	1995	-	-	-	-
39400	0	1996	(9,658.00)	-	-	(11,053.00)
39400	0	1996	-	-	(0.21)	-
39400	0	1997	(97,651.00)	-	-	(99,692.34)
39400	0	1997	-	-	(1,796.04)	-
39400	0	1998	(12,724.00)	-	-	15,964.34
39400	0	1998	-	-	41.53	-

Notes:

Accounts 352.1 and 352.2 are combined in Account 352.9

Accounts 353.1 and 353.2 are combined in Account 353.9

AccountNumber	TransactionCode	TransactionYear	RetirementAmount	RemovalCost	Reimbursements	SalvageFinal
39400	0	1999	(7,368.00)	-	-	24,469.99
39400	0	1999	-	-	(0.89)	-
39400	0	2000	(6,317.00)	-	-	-
39400	0	2001	(5,125.00)	-	-	-
39400	0	2004	(42,030.15)	-	-	-
39400	0	2006	(133,548.90)	-	-	-
39400	0	2007	(134,358.44)	-	-	-
39400	0	2008	-	-	-	-
39400	0	2009	-	-	-	-
39400	0	2010	-	-	-	-
39400	0	2011	(858,400.98)	-	-	(12,678.93)
39500	0	1970	(226.00)	-	-	(2.00)
39500	0	1975	(31,429.00)	472.00	-	(6,953.00)
39500	0	1977	(9,090.00)	184.00	-	-
39500	0	1977	-	-	(3,383.00)	-
39500	0	1979	(1,161.00)	-	-	-
39500	0	1981	(1,784.00)	-	-	-
39500	0	1985	(170,233.00)	-	-	-
39500	0	1988	(555.00)	-	-	-
39500	0	1990	(624.00)	-	-	(463.00)
39500	0	1992	(561.00)	-	-	-
39500	0	1993	-	-	-	-
39500	0	1994	(29,864.00)	93.33	-	(15,567.84)
39500	0	1994	-	-	(453.02)	-
39500	0	1995	(2,806.00)	4.62	-	(8,590.09)
39500	0	1995	-	-	(142.44)	-
39500	0	1996	-	-	-	-
39500	0	1997	(65,048.00)	802.99	-	(50,811.23)
39500	0	1997	-	-	(7,420.68)	-
39500	0	1998	(19,679.00)	569.94	-	18,891.69
39500	0	1998	-	-	398.41	-
39500	0	1999	(12,282.00)	127.50	-	31,210.01
39500	0	1999	-	-	(9.21)	-
39500	0	2000	(4,973.00)	-	-	-
39500	0	2001	(7,445.00)	-	-	-
39500	0	2004	(51,432.51)	-	-	-
39500	0	2006	(54,079.24)	-	-	-
39500	0	2007	(41,819.51)	-	-	-
39500	0	2008	-	-	-	-
39500	0	2009	-	-	-	-
39500	0	2010	-	-	-	-
39500	0	2011	(3,160,382.43)	-	-	-
39600	0	1989	(7,752.00)	-	-	-
39600	0	1993	-	-	-	-
39600	0	1994	(19,123.00)	-	-	-
39600	0	1995	-	-	-	-
39600	0	1996	-	-	-	-
39600	0	1997	(48,520.00)	-	-	-
39600	0	1998	-	-	-	-
39600	0	1999	-	-	-	-
39600	0	2000	(24,071.00)	-	-	-
39600	0	2004	(32,483.46)	-	-	-
39600	0	2006	(29,959.36)	-	-	-
39600	0	2011	(107,600.18)	-	-	-
39700	0	1977	(10,742.00)	218.00	-	-
39700	0	1980	(14,739.00)	-	-	-
39700	0	1981	(198,755.00)	-	-	-
39700	0	1982	(2,898.00)	-	-	-
39700	0	1985	(166,399.00)	-	-	-
39700	0	1986	(2,454.00)	899.00	-	-
39700	0	1987	(430.00)	21.00	-	-
39700	0	1988	(2,514.00)	-	-	-
39700	0	1988	-	-	(114.00)	-
39700	0	1989	(2,407.00)	-	-	-
39700	0	1990	(256.00)	-	-	-
39700	0	1991	(1,019.00)	220.00	-	-
39700	0	1992	(2,555.00)	-	-	(1.00)
39700	0	1993	(55,573.00)	15,472.87	-	0.10

Notes:

Accounts 352.1 and 352.2 are combined in Account 352.9

Accounts 353.1 and 353.2 are combined in Account 353.9

AccountNumber	TransactionCode	TransactionYear	RetirementAmount	RemovalCost	Reimbursements	SalvageFinal
39700	0	1993	-	-	-	-
39700	0	1993	-	-	-	-
39700	0	1993	-	-	-	-
39700	0	1993	-	-	(102.47)	-
39700	0	1994	(26,544.00)	96.67	-	(1.05)
39700	0	1994	-	-	-	-
39700	0	1994	-	-	-	-
39700	0	1994	-	-	(7.64)	-
39700	0	1995	(19,944.00)	38.29	-	(4.63)
39700	0	1995	-	-	-	-
39700	0	1995	-	-	-	-
39700	0	1995	-	-	(19.20)	-
39700	0	1996	(13,096.00)	24.16	-	(0.87)
39700	0	1996	-	-	-	-
39700	0	1996	-	-	-	-
39700	0	1996	-	-	(0.03)	-
39700	0	1997	(932,498.00)	13,414.43	-	(55.28)
39700	0	1997	-	-	-	-
39700	0	1997	-	-	-	-
39700	0	1997	-	-	-	-
39700	0	1997	-	-	(2,017.97)	-
39700	0	1998	(108,652.00)	3,667.04	-	7.92
39700	0	1998	-	-	-	-
39700	0	1998	-	-	-	-
39700	0	1998	-	-	41.73	-
39700	0	1999	(127,560.00)	1,543.14	-	24.60
39700	0	1999	-	-	-	-
39700	0	1999	-	-	-	-
39700	0	1999	-	-	(1.81)	-
39700	0	2000	(154,950.00)	-	-	-
39700	0	2000	(39,353.00)	-	-	-
39700	0	2000	(259,536.00)	-	-	-
39700	0	2001	(41,218.00)	-	-	-
39700	0	2002	(748,582.00)	-	-	-
39700	0	2004	(208,346.98)	-	-	-
39700	0	2004	(216,478.35)	-	-	-
39700	0	2004	(75,081.32)	-	-	-
39700	0	2006	(16,863.88)	7,814.61	-	-
39700	0	2007	(44,752.64)	9,941.87	-	-
39700	0	2008	-	-	-	-
39700	0	2009	(86,039.54)	6,000.00	-	-
39700	0	2009	-	-	-	-
39700	0	2010	-	-	-	-
39700	0	2010	-	-	-	-
39700	0	2011	(12,506.07)	18,397.24	-	-
39800	0	1967	(1,311.00)	-	-	(562.00)
39800	0	1970	(1,590.00)	-	-	(100.00)
39800	0	1975	(30,899.00)	464.00	-	(15,687.00)
39800	0	1977	(3,857.00)	-	-	(85.00)
39800	0	1979	(1,058.00)	-	-	(70.00)
39800	0	1980	(2,331.00)	-	-	-
39800	0	1981	(1,439.00)	-	-	-
39800	0	1982	(4,289.00)	-	-	(367.00)
39800	0	1985	(190,035.00)	-	-	(1,000.00)
39800	0	1986	(2,233.00)	-	-	-
39800	0	1987	(12,021.00)	-	-	-
39800	0	1988	(15,695.00)	-	-	-
39800	0	1989	(2,834.00)	-	-	-
39800	0	1990	(1,711.00)	-	-	-
39800	0	1991	(522.00)	-	-	-
39800	0	1992	(5,823.00)	-	-	-
39800	0	1993	(17,763.00)	1,886.18	-	649.64
39800	0	1994	(22,401.00)	31.11	-	(17,676.88)

Notes:

Accounts 352.1 and 352.2 are combined in Account 352.9

Accounts 353.1 and 353.2 are combined in Account 353.9

AccountNumber	TransactionCode	TransactionYear	RetirementAmount	RemovalCost	Reimbursements	SalvageFinal
39800	0	1995	(2,298.00)	1.68	-	(10,649.22)
39800	0	1996	(9,221.00)	6.49	-	(12,222.75)
39800	0	1997	(207,935.00)	1,140.81	-	(245,873.08)
39800	0	1998	(10,744.00)	138.29	-	15,613.18
39800	0	1999	(9,715.00)	44.82	-	37,370.19
39800	0	2000	(29,150.00)	-	-	-
39800	0	2001	(56,191.00)	-	-	-
39800	0	2004	(93,791.59)	-	-	-
39800	0	2006	(17,114.03)	7,354.02	-	-
39800	0	2007	(21,218.44)	-	-	-
39800	0	2008	-	-	-	-
39800	0	2009	-	-	-	-
39800	0	2010	(373,590.26)	-	-	-

Wiseman, Sara

From: Leichty, Doug
Sent: Tuesday, August 14, 2012 8:29 AM
To: Wiseman, Sara; Riggs, Eric
Cc: Charnas, Shannon; Conroy, Robert
Subject: RE: two Virginia depreciation data requests
Attachments: 3rd Data Request Ver 1.doc

With attachment. Thanks Eric.

From: Leichty, Doug
Sent: Tuesday, August 14, 2012 8:11 AM
To: Wiseman, Sara; Riggs, Eric
Cc: Charnas, Shannon; Conroy, Robert
Subject: RE: two Virginia depreciation data requests

Attached are the formatted data requests. Please provide draft responses by Thursday, August 16th.

Thanks,
Doug

From: Leichty, Doug
Sent: Monday, August 13, 2012 9:07 AM
To: Wiseman, Sara; Riggs, Eric
Cc: Charnas, Shannon
Subject: FW: two Virginia depreciation data requests

Attached are Set 3 data request regarding depreciation study. I have also attached the references Set 1 responses. Should file by early next week.

Doug

From: Scott Armstrong [<mailto:Scott.Armstrong@scc.virginia.gov>]
Sent: Monday, August 13, 2012 8:39 AM
To: Leichty, Doug
Cc: Sean M. Welsh
Subject: two Virginia depreciation data requests

Doug,

Please find attached Set #3 of the Virginia depreciation study data requests, containing two questions. The background on the first question is that we have noticed during the late 1980's and early 1990's the vintage plant data records do not match the retirements for certain transmission and distribution retirements shown in the net salvage analysis. We are asking for KU to reconcile the difference for account 353 so we can understand what is causing the discrepancy.

Thanks for your assistance,

Scott C. Armstrong, CPA, CDP
Manager
Division of Utility Accounting and Finance

Virginia State Corporation Commission
(804) 371-9535

COMMONWEALTH OF VIRGINIA
BEFORE THE
STATE CORPORATION COMMISSION

KENTUCKY UTILITIES COMPANY)
D/B/A/ OLD DOMINION POWER COMPANY)
)
Depreciation Study as of December 31, 2011)

RESPONSE TO
DATA REQUEST BY
THE STAFF OF THE STATE CORPORATION COMMISSION
THIRD SET
DATED AUGUST 13, 2012

**KENTUCKY UTILITIES COMPANY
D/B/A OLD DOMINION POWER COMPANY**

**Response to Data Request
By the Staff of the State Corporation Commission (Third Set)
Dated August 13, 2012**

Question No. 1

Q-1. Please refer to the Summary of Book Salvage table for Account 353.1 and 353.2 Station Equipment. Please reconcile differences between the Regular Retirements data provided in the Summary of Book Salvage table and the vintage data provided in Data Response #1-2 for the years 1988, 1990, 1991, and 1992.

A-1.

**KENTUCKY UTILITIES COMPANY
D/B/A OLD DOMINION POWER COMPANY**

**Response to Data Request
By the Staff of the State Corporation Commission (Third Set)
Dated August 13, 2012**

Question No. 2

Q-2. Please refer to Data Response Number 1 from the First Set of Virginia Staff Data Requests. This response cites a debit of \$876,690 of accumulated depreciation on retired steam units which was necessary to reconcile the cost of service study to the depreciation study balances. Please explain what exactly this amount represents, and does it represent an amount which should be retired from the book balance of accumulated depreciation?

A-2.

Wiseman, Sara

From: Allis, Ned W. <nallis@GFNET.com>
Sent: Thursday, August 16, 2012 1:38 PM
To: Riggs, Eric; Wiseman, Sara
Cc: Spanos, John J.
Subject: KU VA Staff Responses
Attachments: KU - VA Staff 3-1 Data Request.doc; KU - VA Staff 3-2 Data Request.doc

Eric/Sara:

Please find attached the responses to the VA Staff's 3rd set of data requests. Please let me or John know if you have any questions.

Ned Allis, CDP | Analyst
Gannett Fleming, Inc. | 209 Senate Ave W630, Camp Hill, PA 17011
t 717.763.7211 x2295 | nallis@gfnet.com
Excellence Delivered As Promised
Gannett Fleming is ISO 9001:2008 Certified.
www.gannettfleming.com | Stay connected: [Twitter](#) | [Facebook](#) | [LinkedIn](#) | [YouTube](#)

PRINTING SUSTAINABILITY STATEMENT: Gannett Fleming is committed to conserving natural resources and minimizing adverse environmental impacts in projects. Accordingly, project documentation will be provided in electronic format only unless clients specifically request hard copies. Visit our [website](#) to read more about our sustainability commitment.

CONFIDENTIALITY NOTICE: This email and any attachments may contain confidential information for the use of the named addressee. If you are not the intended recipient, you are hereby notified that you have received this communication in error and that any review, disclosure, dissemination, distribution or copying of it or its contents is prohibited.

**KENTUCKY UTILITIES COMPANY
D/B/A OLD DOMINION POWER COMPANY**

**Response to Data Request
By the Staff of the State Corporation Commission (Third Set)
Dated August 13, 2012**

Question No. 1

- Q-1. Please refer to the Summary of Book Salvage table for Account 353.1 and 353.2 Station Equipment. Please reconcile differences between the Regular Retirements data provided in the Summary of Book Salvage table and the vintage data provided in Data Response #1-2 for the years 1988, 1990, 1991, and 1992.
- A-1. Each of these transactions occurred before the merger of LG&E and Kentucky Utilities. As a result, certain details on these transactions, which occurred over twenty years ago, are not available. In some cases, the retirements in the Company's net salvage database do not match those in the life analysis database. This is due to the accounting practices at that time, including differences between when work orders were closed to plant and accumulated depreciation. Although new practices are in place since the merger, not all plant retirements are recorded at the same time as the associated reserve retirements and net salvage data.

**KENTUCKY UTILITIES COMPANY
D/B/A OLD DOMINION POWER COMPANY**

**Response to Data Request
By the Staff of the State Corporation Commission (Third Set)
Dated August 13, 2012**

Question No. 2

- Q-2. Please refer to Data Response Number 1 from the First Set of Virginia Staff Data Requests. This response cites a debit of \$876,690 of accumulated depreciation on retired steam units which was necessary to reconcile the cost of service study to the depreciation study balances. Please explain what exactly this amount represents, and does it represent an amount which should be retired from the book balance of accumulated depreciation?
- A-2. This amount represents the book reserve for the following locations:

<u>Account</u>	<u>Location</u>	<u>Accumulated Depreciation</u>
31100	Pineville Units 1 and 2	163,065
31200	Pineville Units 1 and 2	42,127
31400	Green River Units 1 and 2	(101,179)
31400	Pineville Unit 3	538,824
31400	Pineville Units 1 and 2	11,739
31500	Green River Units 1 and 2	101,199
31500	Pineville Unit 3	126,499
31500	Pineville Units 1 and 2	25,050
31600	Pineville Unit 3	(42,884)
31600	Pineville Units 1 and 2	<u>12,249</u>
	Total	876,689

These accumulated depreciation amounts are for locations that are fully retired, and have a plant balance of zero. While the assets in these locations and accounts have been retired, the accumulated depreciation was not equal to the original cost less net salvage at the time of retirement. Future net salvage costs, including potential dismantlement, may be sufficient to handle these accumulated depreciation amounts. However, it is still possible that there will be an accumulated depreciation balance when the entire units and/or plants are retired and all net salvage costs expended. In such a case, these accumulated depreciation amounts could be allocated to other generating units in order to

ensure the recovery of all costs. The \$876,690 of accumulated depreciation is still on the books, however was just taken off the schedule in the depreciation study until dismantlement occurs or there is a plan to reallocate to other locations.

Wiseman, Sara

From: Spanos, John J. <jspanos@GFNET.com>
Sent: Friday, August 17, 2012 10:30 AM
To: Wiseman, Sara
Subject: RE: Emailing: KU - VA Staff 3-2 Data Request.doc, KU - VA Staff 3-1 Data Request.doc

Sara:

I am okay with the response to question 3-1 as it is however, I think adding this sentence may be helpful.

The accounting practices in place during this time period were considered as part of the net salvage analysis for the depreciation study.

John

-----Original Message-----

From: Wiseman, Sara [<mailto:Sara.Wiseman@lge-ku.com>]
Sent: Friday, August 17, 2012 8:22 AM
To: Spanos, John J.
Subject: Emailing: KU - VA Staff 3-2 Data Request.doc, KU - VA Staff 3-1 Data Request.doc

Hi John:

I wanted you to see the current draft of the responses to the VASCC for the depreciation study. We met with Shannon on them yesterday and she suggested the changes. Additionally, I spoke with Ned last night about adding some language on question No. 1 and I think he sent you an email regarding our conversation. I thought it would be easier if you could review the drafts and consider a new sentence or two all at the same time.

Eric is out of the of the office today, so please contact me either via email or phone when you get the opportunity.

As always, thanks for your help (and patience) on this,

Sara

The information contained in this transmission is intended only for the person or entity to which it is directly addressed or copied.

It may contain material of confidential and/or private nature. Any review, retransmission, dissemination or other use of, or taking of any action in reliance upon, this information by persons or entities other than the intended recipient is not allowed. If you received this message and the information contained therein by error, please contact the sender and delete the material from your/any storage medium.

Wiseman, Sara

From: Charnas, Shannon
Sent: Friday, August 17, 2012 4:12 PM
To: Wiseman, Sara
Subject: RE: Emailing: KU - VA Staff 3-2 Data Request.doc, KU - VA Staff 3-1 Data Request.doc

I am OK with these, go ahead and sent to Rates, thanks.

Shannon Charnas
Director, Accounting & Regulatory Reporting LG&E and KU
(502) 627-4978

-----Original Message-----

From: Wiseman, Sara
Sent: Friday, August 17, 2012 2:51 PM
To: Charnas, Shannon
Subject: Emailing: KU - VA Staff 3-2 Data Request.doc, KU - VA Staff 3-1 Data Request.doc

Shannon:

Attached are the VASCC questions with your edits from yesterday. Also, John suggested a sentence to be added at the end of Q 1.

Wiseman, Sara

From: Leichty, Doug
Sent: Monday, August 20, 2012 1:19 PM
To: Wiseman, Sara; Riggs, Eric
Cc: Charnas, Shannon
Subject: FW: two Virginia depreciation data requests
Attachments: 3rd Data Request (FINAL).docx

FYI

From: Leichty, Doug
Sent: Monday, August 20, 2012 1:18 PM
To: 'Scott Armstrong'
Cc: Sean M. Welsh; Conroy, Robert
Subject: RE: two Virginia depreciation data requests

Scott,

Attached are the responses to the third set of data requests related to the depreciation study. Let me know if you have any questions.

Thanks,
Doug

From: Scott Armstrong [<mailto:Scott.Armstrong@scc.virginia.gov>]
Sent: Monday, August 13, 2012 8:39 AM
To: Leichty, Doug
Cc: Sean M. Welsh
Subject: two Virginia depreciation data requests

Doug,

Please find attached Set #3 of the Virginia depreciation study data requests, containing two questions. The background on the first question is that we have noticed during the late 1980's and early 1990's the vintage plant data records do not match the retirements for certain transmission and distribution retirements shown in the net salvage analysis. We are asking for KU to reconcile the difference for account 353 so we can understand what is causing the discrepancy.

Thanks for your assistance,

Scott C. Armstrong, CPA, CDP
Manager
Division of Utility Accounting and Finance
Virginia State Corporation Commission
(804) 371-9535

COMMONWEALTH OF VIRGINIA
BEFORE THE
STATE CORPORATION COMMISSION

KENTUCKY UTILITIES COMPANY)
D/B/A/ OLD DOMINION POWER COMPANY)
)
Depreciation Study as of December 31, 2011)

RESPONSE TO
DATA REQUEST BY
THE STAFF OF THE STATE CORPORATION COMMISSION
THIRD SET
DATED AUGUST 13, 2012

**KENTUCKY UTILITIES COMPANY
D/B/A OLD DOMINION POWER COMPANY**

**Response to Data Request
By the Staff of the State Corporation Commission (Third Set)
Dated August 13, 2012**

Question No. 1

Q-1. Please refer to the Summary of Book Salvage table for Account 353.1 and 353.2 Station Equipment. Please reconcile differences between the Regular Retirements data provided in the Summary of Book Salvage table and the vintage data provided in Data Response #1-2 for the years 1988, 1990, 1991, and 1992.

A-1. Details of cost of removal and retirements related to these transactions, which occurred over twenty years ago, are not available. Current practices dictate that plant retirements are recorded at the same time as the associated reserve retirements and net salvage data, ensuring similarity between the vintage data and the Summary of Book Salvage table data. The accounting practices in place during this time period were considered as part of the net salvage analysis for the depreciation study.

**KENTUCKY UTILITIES COMPANY
D/B/A OLD DOMINION POWER COMPANY**

**Response to Data Request
By the Staff of the State Corporation Commission (Third Set)
Dated August 13, 2012**

Question No. 2

- Q-2. Please refer to Data Response Number 1 from the First Set of Virginia Staff Data Requests. This response cites a debit of \$876,690 of accumulated depreciation on retired steam units which was necessary to reconcile the cost of service study to the depreciation study balances. Please explain what exactly this amount represents, and does it represent an amount which should be retired from the book balance of accumulated depreciation?
- A-2. This amount represents the book reserve for the following locations:

<u>Account</u>	<u>Location</u>	<u>Accumulated Depreciation</u>
31100	Pineville Units 1 and 2	\$ 163,065
31200	Pineville Units 1 and 2	42,127
31400	Green River Units 1 and 2	(101,179)
31400	Pineville Unit 3	538,825
31400	Pineville Units 1 and 2	11,739
31500	Green River Units 1 and 2	101,199
31500	Pineville Unit 3	126,499
31500	Pineville Units 1 and 2	25,050
31600	Pineville Unit 3	(42,884)
31600	Pineville Units 1 and 2	<u>12,249</u>
	Total	\$ 876,690

These accumulated depreciation amounts are for locations that are retired, and have a plant balance of zero. Future net salvage costs, including potential dismantlement, will have an impact on these accumulated depreciation amounts. It is still possible that there will be an accumulated depreciation balance remaining when the entire units and/or plants are retired and all net salvage costs expended. In such a case, these accumulated depreciation amounts could be allocated to other generating units in order to ensure the recovery of all costs. The \$876,690 of accumulated depreciation is still on the books, however was excluded from the schedule in the depreciation study until dismantlement occurs or there is a plan to reallocate to other locations since the reserve is determined on an overall basis, not by specific location.

Wiseman, Sara

From: Wilson, Stuart
Sent: Tuesday, July 24, 2012 8:29 PM
To: Wiseman, Sara
Cc: Leichty, Doug
Subject: RE: Data Request Set #2.docx
Attachments: LGE-KU Life Assessment Report Feb 2012_CONFIDENTIAL.docx; LGE-KU Life Assessment Report Feb 2012_PUBLIC.docx

Sara/Doug,

I've attached public and confidential versions of the Ventyx study, 'An Economic Life Assessment of Generating Assets of LG&E and KU.' I wasn't sure about the protocol for referring to these documents in the response to question #1. Sorry to be piece mailing these responses. I need to follow up with Generation Services on my response to question #2. I realized I'm not really qualified to talk about our maintenance policies...

Stuart

From: Wiseman, Sara
Sent: Friday, July 20, 2012 10:25 AM
To: Wilson, Stuart
Cc: Leichty, Doug
Subject: FW: Data Request Set #2.docx

Stuart:

We have received a data request from VA regarding the depreciation filing made there. Looks like Q 1 and 2 belong to you and Q3 may also belong to you. Would you please take a look at the questions and see if you agree?

Thanks,

Sara

From: Leichty, Doug
Sent: Friday, July 20, 2012 9:44 AM
To: Henry, Joan
Cc: Conroy, Robert; Charnas, Shannon; Wiseman, Sara; Riggs, Eric
Subject: FW: Data Request Set #2.docx

Joan,

Please format the attached Virginia Set 2 depreciation study data requests.

Thanks,
Doug

From: Scott Armstrong [<mailto:Scott.Armstrong@scc.virginia.gov>]
Sent: Friday, July 20, 2012 9:33 AM

To: Leichty, Doug
Cc: Sean M. Welsh
Subject: Data Request Set #2.docx

Doug,

Thanks for the responses on set 1 of the depreciation study data requests. Please find attached the second set, which contains 11 questions. We would appreciate responses at your earliest convenience.

Thanks,

Scott C. Armstrong, CPA, CDP
Manager
Division of Utility Accounting and Finance
Virginia State Corporation Commission
(804) 371-9535

An Economic Life Assessment Study of Generating Assets of LG&E and KU

by
Ventyx, An ABB Company



February 2012

Statement of Confidentiality

The information contained in this report is proprietary to Ventyx – An ABB Company (Ventyx). Ventyx submits this document with the understanding that it will be held in strict confidence and will not be disclosed, duplicated, or used, in whole or in part, for any purpose other than the evaluation of the qualifications of Ventyx, without the prior written consent of Ventyx.

Table of Contents

I.	Introduction	3
II.	Methodology	3
III.	Model Data and Assumptions	10
IV.	Results – Reference Plan.....	11
V.	Results – Coal Units.....	13
VI.	Results – Gas Units	19
VII.	Results – Secondary CTs.....	25
VIII.	Summary	26
	Appendices:.....	28

I. Introduction

In order to determine the effective useful economic life of the LG&E and KU (LG&E-KU) generating assets, Ventyx, an ABB Company (Ventyx), was retained by LG&E-KU to perform a Life Assessment Study of its generating assets. The goal of the analysis was to allow LG&E-KU to more accurately project when a generating asset may reach the end of its effective useful economic life. Ventyx utilized its Strategist[®] strategic planning model, together with LG&E-KU's data, to perform this analysis. The time horizon examined during this analysis was from 2011 through 2040.

II. Methodology

The methodology used in LG&E-KU's 2011 Life Assessment Study is consistent with the methodology used in the 2007 Life Assessment Study. Coal fired units in service for less than 30 years were excluded from the evaluation. None of these units will have been in service for more than 60 years at the end of 2040, and current industry practice indicates that it is both reasonable and cost effective to retain properly operated and maintained units for a life of around 60 years. The units excluded on the basis of this criterion were the Trimble County 1 & 2, Ghent 3 & 4, and Mill Creek 4 coal units. Cane Run 4, 5, & 6, Green River 3 & 4, and Tyrone 3 are all scheduled to retire at the end of 2015. LG&E-KU is planning to replace these units with a new 640 MW combined cycle unit at the Cane Run site (Cane Run 7) and three simple-cycle CTs from LS Power's Bluegrass facility (Bluegrass CTs). The coal units scheduled to retire at the end of 2015 and the gas units replacing them are also excluded from this analysis. No other gas fired units were excluded from the study. In the previous Life Assessment Study, it was determined that the projected operating and capital cost streams for both of the hydro plants were sufficiently low such that they should not be retired. Conditions have not changed enough to reconsider them in this analysis.

Figure 1 shows the total MWs for each capacity type considered for retirement in this analysis. The total capacity of the LG&E-KU assets considered for retirement is 4,766 MW (summer). Figure 2 shows all LG&E-KU assets and the total capacity for those considered in the Life Assessment Study. Highlighted assets were not considered in this assessment.

Figure 1:
Retirement Candidates by Type

	2011 Net MW	
	Winter	Summer
Coal Units	2,644	2,652
Primary CTs	2,266	2,015
Secondary CTs	112	99
Total Capacity	5,022	4,766

Figure 2:

Kentucky Utilities' Company / Louisville Gas and Electric Company										
2011 Generator Ratings (MW)										
Plant Name	Owner	In-Service Date	Net		Planned Retirement	Unit Type	Fuel Type	Age as of 12/31/2010	Age as of 12/31/2040	
			Winter 2011	Summer 2011						
Brown 1	KU	05/01/1967	107	106		Steam	Coal	53	83	
Brown 2	KU	06/01/1963	168	166		Steam	Coal	47	77	
Brown 3	KU	07/19/1971	416	412		Steam	Coal	39	69	
Total Brown Coal			690	683						
Ghent 1	KU	02/19/1974	481	479		Steam	Coal	36	66	
Ghent 2	KU	04/20/1977	477	495		Steam	Coal	33	63	
Total Ghent Coal			958	974						
Mill Creek 1	LGE	08/01/1972	303	303		Steam	Coal	38	68	
Mill Creek 2	LGE	07/01/1974	299	301		Steam	Coal	36	66	
Mill Creek 3	LGE	08/01/1978	394	391		Steam	Coal	32	62	
Total Mill Creek Coal			996	995						
Total Coal			2,644	2,652						
Brown 5	Joint	08/09/2001	130	133		CT	Gas	9	39	
Brown 6	Joint	08/11/1999	171	146		CT	Gas	11	41	
Brown 7	Joint	08/08/1999	171	146		CT	Gas	11	41	
Brown 8	Joint	02/23/1995	128	121		CT	Gas	15	45	
Brown 9	KU	01/24/1995	138	121		CT	Gas	15	45	
Brown 10	KU	12/22/1995	138	121		CT	Gas	15	45	
Brown 11	KU	05/08/1996	128	121		CT	Gas	14	44	
Total Brown CT			1,003	908						
Paddy's Run 13	Joint	06/27/2001	183	147		CT	Gas	9	39	
Total Paddy's Run CT			183	147						
Trimble County 5	Joint	05/14/2002	180	160		CT	Gas	8	38	
Trimble County 6	Joint	05/14/2002	180	160		CT	Gas	8	38	
Trimble County 7	Joint	06/01/2004	180	160		CT	Gas	6	36	
Trimble County 8	Joint	06/01/2004	180	160		CT	Gas	6	36	
Trimble County 9	Joint	07/01/2004	180	160		CT	Gas	6	36	
Trimble County 10	Joint	07/01/2004	180	160		CT	Gas	6	36	
Total Trimble County CT			1,080	960						
Total Primary CT			2,266	2,015						
Cane Run 11	LGE	06/01/1968	14	14		CT	Gas	42	72	
Total Cane Run CT			14	14						
Haefling 1-3	KU	10/23/1970	42	36		CT	Gas	40	70	
Total Haefling 1-3 CT			42	36						
Paddy's Run 11	LGE	06/10/1968	13	12		CT	Gas	42	72	
Paddy's Run 12	LGE	07/16/1968	28	23		CT	Gas	42	72	
Total Paddy's Run CT			40	35						
Zorn 1	LGE	05/23/1969	16	14		CT	Gas	41	71	
Total Zorn			16	14						
Total Secondary CT			112	99				Weighted Average	25	55
Total Units Considered			5,022	4,766						
Cane Run 4	LGE	05/04/1962	155	155	12/31/2015	Steam	Coal	48	78	
Cane Run 5	LGE	05/13/1966	168	168	12/31/2015	Steam	Coal	44	74	
Cane Run 6	LGE	05/12/1969	240	240	12/31/2015	Steam	Coal	41	71	
Ghent 3	KU	05/31/1981	494	477		Steam	Coal	29	59	
Ghent 4	KU	08/18/1984	491	469		Steam	Coal	26	56	
Green River 3	KU	04/06/1954	71	68	12/31/2015	Steam	Coal	56	86	
Green River 4	KU	07/08/1959	100	95	12/31/2015	Steam	Coal	51	81	
Dix Dam 1-3	KU	11/24/1925	26	26		Hydro	Water	85	115	
Mill Creek 4	LGE	09/01/1982	486	477		Steam	Coal	28	58	
Ohio Falls 1-8	LGE	01/01/1928	34	52		Hydro	Water	82	112	
Trimble County 1		12/23/1990	386	383		Steam	Coal	20	50	
Trimble County 2		01/22/2011	571	549		Steam	Coal	-1	29	
Tyrone 3	KU	07/21/1953	73	71	12/31/2015	Steam	Coal	57	87	
Total Units Not Considered			3,295	3,230						
Total Units			8,317	7,996						
Units that will be less than 60 years of age in 2040										
Hydro units										
Units already scheduled for retirement.										

CONFIDENTIAL INFORMATION REDACTED

Ventyx employed a *differential annual revenue requirements* methodology to determine the appropriate effective useful economic life for each unit. The first step involves assuming all the candidate units are “retired” in a specific year. For the life assessment candidates, gas fired combustion turbines (CTs) were “retired” at the end of 2016 and coal fired steam units were “retired” at the end of 2021. These dates were chosen to correspond to the earliest dates when equivalent replacement capacity could be installed. Then, a Reference Plan of replacement capacity was selected by Strategist’s PROVIEW resource optimization module. This Reference Plan contains an appropriate mix of peaking, mid-range, and baseload capacity to meet future demand and energy requirements in a least-cost method. These capacity types are represented by gas fired simple cycle combustion turbines, gas fired combined cycle combustion turbines, and coal fired steam generators, respectively.


The alternative resources available for developing the Reference Plan are summarized in Figure 3. The simple cycle CT and two combined cycle CT options were included because they were found to be the most economical capacity expansion options in LG&E-KU’s 2011 Integrated Resource Plan (IRP) process. That process considered a wide array of capacity options and included renewable resources. The supercritical pulverized coal (PC) option was included to ensure that the coal assets considered for retirement could be replaced with like kind, if the model found that to be most economical. The target minimum reserve margin constraint for the model optimization runs to develop the Reference Plan was set to 10% through 2016, and to 14% thereafter. The low reserve margin target before 2017 reflects an inability to build any new capacity prior to that time. The 14% reserve margin minimum target used in the model beyond 2016 was selected so that the reserve margin resulting after resource additions more closely aligned with the desired long term minimum reserve margin target of 15-17% for the system.


Figure 3:
Replacement Capacity Alternatives

Name	Description	Book Dep. Life (Years)	Summer Capacity (MW)	Capital Cost (2010 \$M) ¹	Capital Cost (2010 \$/kW)	First Year Avail.	Max Per Year
LGSC	Supercritical PC	50	789	2,016	2,555	2022	2
SCCT	Simple Cycle CT	30	194	164	847	2017	4
2x1C	Two Unit Combined Cycle	40	640	573	895	2017	3
3x1C	Three Unit Combined Cycle	40	962	818	851	2017	2

Once the Reference Plan is developed, the replacement capacity is converted automatically within the Strategist model to “deferral capacity”

¹ Capital costs for the LGSC and SCCT are from the 2011 IRP. Capital costs for the 2x1C and 3x1C are LG&E-KU’s most recent estimates for those units.





The basic system modeling was supplemented with specific cost data for each of the candidate units, including projections of their O&M costs and capital expenditures (CapEx). These are discussed in more detail below. It is widely recognized that operating parameters such as EFOR, maintenance outage requirements, and heat rates may, depending on operating and maintenance practices, increase (degrade) over the lifetime of an asset and that operating capacity (MW) declines. Projections of future performance for aging generators would, ideally, be based on detailed data reflecting the way similar units' performance degraded as the end of their operating life approached. However, no reliable source of such detailed data to project this performance degradation exists. Thus, Ventyx instead adopted the assumption that operating cost would increase and maximum operating capacity would decrease as an asset approaches the end of its life according to a [REDACTED]. With one exception (Brown 1), a unit's performance was assumed to begin degrading at the end of its nominal life (60 years for coal fired units and 30 years for gas units). The [REDACTED] is described in detail in Appendix A.

For several reasons, the degradation of performance for Brown 1 was assumed to occur at the same time as Brown 2. Brown 1 is 54 years old. Despite its age, its current operating performance is better than industry averages. Brown 1 and 2 are somewhat unique in the fact that they operate at a lower pressure than other units in the LG&E-KU fleet not scheduled for retirement by 2015, which serves to increase the life expectancy of these units (all other things equal). In addition, new operating controls were recently installed at Brown 1 and 2 to improve monitoring and help ensure that these units are operated within their design parameters. Based on these facts, it is not reasonable to assume that the performance of Brown 1 will begin to degrade in six years.

CONFIDENTIAL INFORMATION REDACTED

Fixed O&M (FOM) costs and capital costs [REDACTED] [REDACTED] of the deferrable resources are also modified such that they can adjust automatically to reflect the varying capacities for the deferral units as each candidate retirement unit is overlaid on the Reference Plan (as described above and illustrated in Figure 4b). The model is then run to determine the capital and production costs for this adjusted system. A discussion of the [REDACTED] and its applicability to this type of analysis can be found in Appendix B.

The next step involves developing plans where each of the candidate units is assumed to continue operation for the full study period (through 2040) and further assumes that each unit will then remain in service through at least 2042. For this part of the analysis, the candidate units are individually overlaid on the Reference Plan such that each resultant plan contains only the deferral units from the Reference Plan, the units not considered for retirement in this study, and one candidate unit. The present value (PV) of utility cost, which is the annual incremental revenue requirements including operating and incremental capital cost, is extracted from the model for each plan retaining one of the candidate units. The difference between these PV annual revenue requirements and the PV annual revenue requirements of the Reference Plan is then computed. The first year the difference is negative (retaining the candidate unit costs more than allowing it to retire) is determined and this indicates the earliest potential date for the end of the asset's effective useful economic life. The PV annual revenue requirements differentials are then accumulated from that year forward, and the point where the sum turns negative and remains negative is the latest potential date for the end of the asset's effective useful economic life. This is shown in the example in Figure 5; the earliest year that the example unit would reach the end of its effective useful economic life in this case is 2014, with the latest economic retirement in 2018.

Figure 5:

**Illustration of the Determination of the Effective Useful Economic Life
For a Life Assessment Candidate Unit**

Year	Differential Annual Revenue Requirements	Cumulative NPV of Differential Annual Revenue Requirements (2014 and beyond)
2010	\$1.00	
2011	\$1.50	
2012	\$0.80	
2013	\$0.60	
2014	(\$0.03)	(\$0.03)
2015	(\$0.50)	(\$0.53)
2016	\$0.40	(\$0.13)
2017	\$0.30	\$0.17
2018	(\$0.50)	(\$0.33)
2019	(\$0.70)	(\$1.03)
2020	(\$1.00)	(\$2.03)
2021	(\$0.60)	(\$2.63)
2022	(\$0.20)	(\$2.83)
2023	\$0.20	(\$2.63)
2024	\$0.50	(\$2.13)
2025	(\$0.80)	(\$2.93)
2026	(\$0.10)	(\$3.03)
2027	\$0.05	(\$2.98)
2028	\$0.01	(\$2.97)
2029	(\$0.40)	(\$3.37)
2030	(\$0.10)	(\$3.47)
2031	(\$0.50)	(\$3.97)
2032	\$0.30	(\$3.67)
2033	\$0.50	(\$3.17)
2034	(\$0.30)	(\$3.47)
2035	(\$0.10)	(\$3.57)

For some of the units, the first year with a negative PV annual revenue requirements differential occurs relatively early, and then several years with positive PV annual revenue requirements follow before the annual PV differential values become negative again. In these cases, accumulating the annual PVs from the year with the first negative differential would result in pushing the end of the asset's effective useful economic life out by several years while an accumulated positive differential sum is eliminated by the subsequent accumulation of negative differentials. It is not reasonable to wait until all the benefits accumulated during the intervening positive differential years are eliminated by retaining the unit for several years of negatives. In these cases, it is sensible to ignore the early occurrences of a negative differential, and to wait for the differential series to show stable negatives before beginning the summation.

It is possible for the methodology to indicate *no* end of effective useful economic life for a particular unit in the time frame of the study; in this case through 2040. This means that, based upon the assumptions used for this analysis, the actual end of the asset's effective useful economic life is beyond 2040. The cost assumptions in this analysis are taken from the company's most recent long-term plan and do not include costs potentially associated with low-probability outage events. In some instances, the costs associated with low-probability outage events could accelerate the end of the useful economic life of the generating assets.

The assessment is performed in three steps to ensure that the units under consideration displace units in the Reference Plan that are like kind. The first step is to develop a Reference Plan, in which the model retires all candidate units and replaces the capacity with the most economical set of expansion resource options (see Figure 3 for all options considered). Once the Reference Plan deferral capacity units have been established, the CT units are turned off as deferral units and the candidate coal units are run through the process thereby ensuring that they are being replaced by like coal units. This process is repeated for candidate gas units by turning off the coal units and allowing the candidate gas units to be replaced by like gas units.

III. Model Data and Assumptions

LG&E-KU provided Ventyx with their latest Strategist database, translated from a PowerBase database. This basic data included all operating parameters and costs for the existing generation units in the LG&E and KU system. This includes EFOR, scheduled outage requirements, heat rates, variable and fixed operating and maintenance costs for all the generating assets, as well as load and fuel cost forecasts over the study horizon (2011 to 2040). A loads and resources summary report from the Strategist model reflecting only the existing system with no new capacity additions and including all potential unit retirements analyzed in this study is shown for selected years over the study horizon in Figure 6. In developing the reference case, 797 MW of coal-fired capacity (coal units at the Cane Run, Green River, and Tyrone stations) are retired at the end of 2015, 2,015 MW of gas-fired capacity is retired at the end of 2016, and 2,652 MW of coal-fired capacity is retired at the end of 2021. 3,490 MW of capacity, the sum of capacities at Trimble County 1 & 2, Ghent 3 & 4, Mill Creek 4, Cane Run 7, and the Bluegrass CTs, is not retired.

Figure 6:
Loads and Resources 2011 - 2040

	2011	2015	2020	2025	2030	2035	2040
LOADS							
=====							
PEAK DEMAND AFTER DSM	6,757	7,165	7,498	7,836	8,268	8,807	9,340
RESOURCES							
=====							
TOTAL HYDRO	78	94	94	94	94	94	94
TOTAL THERMAL	8,160	8,641	6,339	3,729	3,729	3,729	3,729
TOTAL CAPACITY	8,238	8,735	6,433	3,823	3,823	3,823	3,823
RESERVES							
=====							
RESERVE (MW)	1,481	1,570	(1,065)	(4,013)	(4,445)	(4,984)	(5,517)
RESERVE MARGIN PERCENT	22	22	(14)	(51)	(54)	(57)	(59)
Note: In addition to the units in Figure 2, the resource totals include the capacities of the Cane Run 7, the Bluegrass CTs, OVEC, and Curtailable Customers.							

Historical O&M costs and capital expenditure streams for individual units are volatile with large expenditures in some years and very little expenditures in others. This creates problems in projecting the forward trajectory for these costs. Furthermore, each year’s capital expenditures should be amortized over the remaining life of the asset using the [REDACTED] methodology. The O&M cost stream adjusted for degradation using the [REDACTED] and the capital expenditures spread out over the remaining life using the [REDACTED] methodology are then overlaid on the FOM costs within the Strategist model’s database for each candidate unit.

Finally, the candidate units were overlaid on the Reference Plan one at a time, the present value of each year’s revenue requirements (equivalent to the PV Utility Cost model output from PROVIEW) was extracted from the model, and the differentials with the Reference Plan were calculated.

IV. Results – Reference Plan

The Life Assessment Reference Plan developed using Strategist PROVIEW is shown below in Figure 7. Please note that the large number of units added in 2017 for the Reference Plan is the result of “replacing” the large amount of capacity that the candidate gas units represent. Likewise, two coal units and three gas-fired simple cycle combustion turbines were the most economical resources for replacing the candidate coal units “retired” in 2022.

Figure 7:
Life Assessment Reference Plan

	Reference Plan
2011	
2012	
2013	
2014	
2015	
2016	
2017	SCCT(2) 2x1C(3)
2018	SCCT(1)
2019	
2020	SCCT(1)
2021	SCCT(1)
2022	SCCT(3) LGSC(2)
2023	
2024	
2025	LGSC(1)
2026	
2027	
2028	
2029	
2030	
2031	
2032	
2033	LGSC(1)
2034	
2035	
2036	
2037	
2038	
2039	2x1C(1)
2040	

V. Results – Coal Units

The results of the life assessment of the coal fired units are presented in Figures 8, 9, and 10. Figure 8 shows the annual nominal utility cost differential between the Reference Plan and each alternative. Figure 9 shows the present values of the same annual differentials. Figure 10 shows the present value sums accumulated from when the values become negative. The results show that Ghent 1 & 2, Mill Creek 1, 2 & 3, and Brown 3 are not candidates for retirement prior to 2040. In each year of the study horizon, the differentials are greater than zero, which indicates that these units will not reach the end of their economic lives until after 2040.

The results show that Brown 1 and 2 are candidates for retirement prior to the end of 2040. As shown in Figures 8 and 9, the first year the Brown 1 differentials are negative is 2028. For the next several years, the differentials alternate between negative and positive before becoming permanently negative in 2032. An examination of the accumulated present value differentials in Figure 10 shows that the positive differentials in 2029 and 2031 do not overcome the negative differentials in 2028 and 2030; based on this analysis, Brown 1 could reach the end of its economic life in 2028. Beginning in 2029, Brown 2 shows a similar pattern to Brown 1 except that the positive differentials in the years 2031 through 2033 do overcome the initial negative in 2029; the analysis indicates that Brown 2 could reach the end of its economic life in 2034, after the differentials become permanently negative.

A review of the input assumptions for both Brown 1 and 2 shows that the drivers for their potential retirement dates are found in the FOM and CapEx streams. Figure 11 shows the assumed total fixed costs (the sum of FOM and CapEx streams) for both of these units, which include CapEx for new environmental controls in 2012 through 2014. For Brown 1, there are CapEx costs that cause increases in the total fixed cost stream which correspond with the years that the differentials go negative. Although Brown 2 has the same expenditures shifted a year later, it can also be seen that there are very large expenses assumed in the next to last year of the study. These expenses cause Brown 1 and 2 to potentially reach the end of their economic lives before the end of study period.

Figure 8:
Coal Units
Nominal Utility Cost Differentials vs. All New Build Plan
(Nominal New Build - Nominal Existing Unit)

Nominal Utility Cost Differential with All New Build Plan (PVUC New Build - PVUC Existing Unit)										
	GH2	MC3	GH1	BR3	MC2	MC1	BR2	REF	BR1	
2011	\$0	\$0	\$0	\$0	\$0	\$0	\$0	\$0	\$0	\$0
2012	\$0	\$0	\$0	\$0	\$0	\$0	\$0	\$0	\$0	\$0
2013	\$0	\$0	\$0	\$0	\$0	\$0	\$0	\$0	\$0	\$0
2014	\$0	\$0	\$0	\$0	\$0	\$0	\$0	\$0	\$0	\$0
2015	\$0	\$0	\$0	\$0	\$0	\$0	\$0	\$0	\$0	\$0
2016	\$0	\$0	\$0	\$0	\$0	\$0	\$0	\$0	\$0	\$0
2017	\$0	\$0	\$0	\$0	\$0	\$0	\$0	\$0	\$0	\$0
2018	\$0	\$0	\$0	\$0	\$0	\$0	\$0	\$0	\$0	\$0
2019	\$0	\$0	\$0	\$0	\$0	\$0	\$0	\$0	\$0	\$0
2020	\$0	\$0	\$0	\$0	\$0	\$0	\$0	\$0	\$0	\$0
2021	\$0	\$0	\$0	\$0	\$0	\$0	\$0	\$0	\$0	\$0
2022	\$112,638	\$97,905	\$81,820	\$71,601	\$65,021	\$48,611	\$14,393	\$0	\$0	\$2,774
2023	\$106,312	\$109,123	\$91,357	\$70,981	\$76,612	\$35,900	\$8,379	\$0	\$0	\$5,779
2024	\$123,723	\$134,754	\$85,251	\$79,662	\$95,376	\$55,907	\$17,957	\$0	\$0	\$4,565
2025	\$98,398	\$97,701	\$78,915	\$65,221	\$80,883	\$27,910	\$8,891	\$0	\$0	\$1,588
2026	\$87,687	\$100,480	\$73,997	\$62,752	\$73,390	\$40,924	\$10,088	\$0	\$0	\$198
2027	\$109,197	\$99,483	\$83,255	\$70,643	\$67,172	\$29,309	\$8,900	\$0	\$0	\$1,909
2028	\$104,845	\$83,440	\$78,289	\$72,629	\$52,424	\$46,293	\$10,077	\$0	\$0	(\$4,651)
2029	\$117,479	\$61,671	\$80,670	\$76,599	\$46,453	\$49,859	\$8,209	\$0	\$0	\$1,186
2030	\$112,458	\$92,318	\$88,918	\$72,876	\$41,381	\$51,074	(\$1,224)	\$0	\$0	(\$1,627)
2031	\$126,505	\$66,790	\$79,808	\$82,262	\$52,010	\$35,005	\$8,579	\$0	\$0	\$238
2032	\$119,282	\$100,959	\$94,948	\$83,944	\$45,121	\$55,309	\$6,137	\$0	\$0	(\$3,252)
2033	\$96,030	\$66,927	\$72,856	\$71,061	\$41,971	\$27,989	\$2,537	\$0	\$0	(\$3,955)
2034	\$116,063	\$88,698	\$80,278	\$72,403	\$37,700	\$41,472	(\$1,874)	\$0	\$0	(\$7,616)
2035	\$110,613	\$95,066	\$73,372	\$73,390	\$45,420	\$27,000	(\$3,204)	\$0	\$0	(\$15,581)
2036	\$122,133	\$95,724	\$68,344	\$72,660	\$46,663	\$42,786	(\$7,740)	\$0	\$0	(\$13,660)
2037	\$114,333	\$70,992	\$77,269	\$57,897	\$48,285	\$44,668	(\$26,850)	\$0	\$0	(\$13,799)
2038	\$127,209	\$103,440	\$63,552	\$64,265	\$39,363	\$40,775	(\$22,506)	\$0	\$0	(\$18,849)
2039	\$103,004	\$63,531	\$58,383	\$48,046	\$36,366	\$11,230	(\$32,306)	\$0	\$0	(\$23,309)
2040	\$73,733	\$89,792	\$41,193	\$37,846	\$26,452	\$23,195	(\$37,491)	\$0	\$0	(\$28,757)

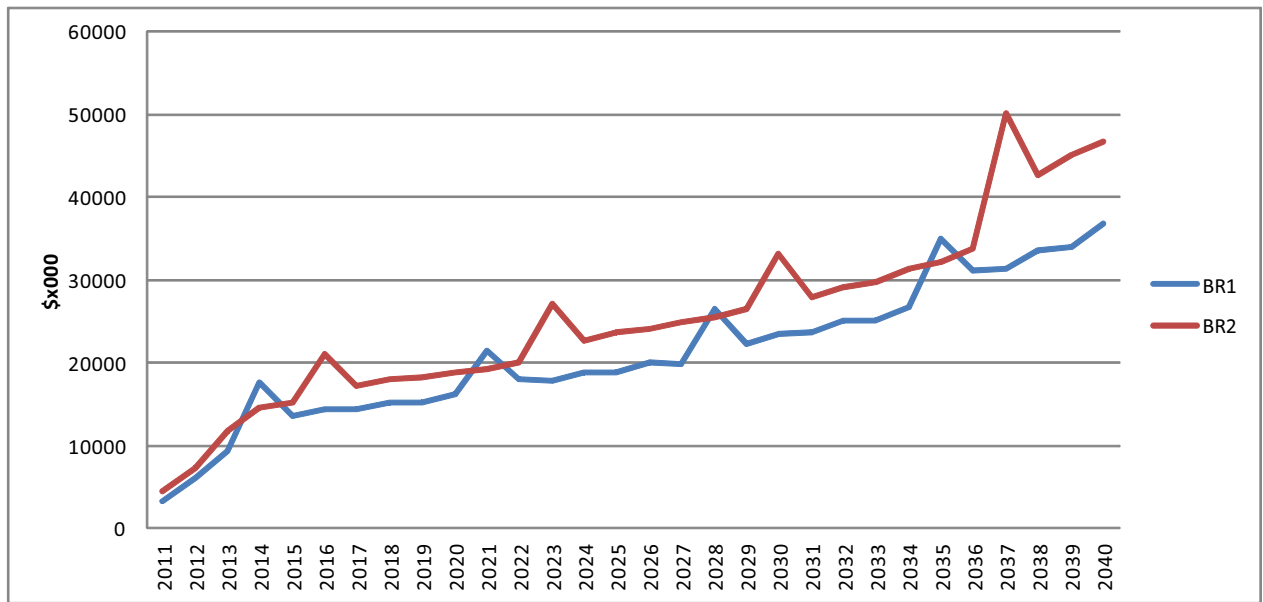
Figure 9:
Coal Units
Present Value Utility Cost Differentials vs. All New Build Plan
(PVUC New Build - PVUC Existing Unit)

	Present Value Utility Cost Differential with All New Build Plan (PVUC New Build - PVUC Existing Unit)										
	GH2	MC3	GH1	BR3	MC2	MC1	BR2	REF	BR1		
2011	\$0	\$0	\$0	\$0	\$0	\$0	\$0	\$0	\$0	\$0	\$0
2012	\$0	\$0	\$0	\$0	\$0	\$0	\$0	\$0	\$0	\$0	\$0
2013	\$0	\$0	\$0	\$0	\$0	\$0	\$0	\$0	\$0	\$0	\$0
2014	\$0	\$0	\$0	\$0	\$0	\$0	\$0	\$0	\$0	\$0	\$0
2015	\$0	\$0	\$0	\$0	\$0	\$0	\$0	\$0	\$0	\$0	\$0
2016	\$0	\$0	\$0	\$0	\$0	\$0	\$0	\$0	\$0	\$0	\$0
2017	\$0	\$0	\$0	\$0	\$0	\$0	\$0	\$0	\$0	\$0	\$0
2018	\$0	\$0	\$0	\$0	\$0	\$0	\$0	\$0	\$0	\$0	\$0
2019	\$0	\$0	\$0	\$0	\$0	\$0	\$0	\$0	\$0	\$0	\$0
2020	\$0	\$0	\$0	\$0	\$0	\$0	\$0	\$0	\$0	\$0	\$0
2021	\$0	\$0	\$0	\$0	\$0	\$0	\$0	\$0	\$0	\$0	\$0
2022	\$51,668	\$44,910	\$37,532	\$32,844	\$29,826	\$22,299	\$6,602	\$0	\$0	\$1,272	\$0
2023	\$45,700	\$46,908	\$39,271	\$30,512	\$32,933	\$15,432	\$3,602	\$0	\$0	\$2,484	\$0
2024	\$49,840	\$54,284	\$34,342	\$32,091	\$38,421	\$22,521	\$7,234	\$0	\$0	\$1,839	\$0
2025	\$37,146	\$36,882	\$29,791	\$24,621	\$30,534	\$10,536	\$3,356	\$0	\$0	\$600	\$0
2026	\$31,021	\$35,547	\$26,178	\$22,200	\$25,963	\$14,478	\$3,569	\$0	\$0	\$70	\$0
2027	\$36,201	\$32,981	\$27,601	\$23,420	\$22,269	\$9,717	\$2,951	\$0	\$0	\$633	\$0
2028	\$32,573	\$25,923	\$24,322	\$22,564	\$16,287	\$14,382	\$3,131	\$0	\$0	(\$1,445)	\$0
2029	\$34,203	\$17,955	\$23,486	\$22,301	\$13,524	\$14,516	\$2,390	\$0	\$0	\$345	\$0
2030	\$30,682	\$25,187	\$24,260	\$19,883	\$11,290	\$13,935	(\$334)	\$0	\$0	(\$444)	\$0
2031	\$32,345	\$17,077	\$20,405	\$21,033	\$13,298	\$8,950	\$2,193	\$0	\$0	\$61	\$0
2032	\$28,575	\$24,190	\$22,750	\$20,113	\$10,811	\$13,252	\$1,470	\$0	\$0	(\$779)	\$0
2033	\$21,562	\$15,027	\$16,359	\$15,956	\$9,424	\$6,285	\$570	\$0	\$0	(\$888)	\$0
2034	\$24,421	\$18,663	\$16,892	\$15,235	\$7,933	\$8,726	(\$394)	\$0	\$0	(\$1,603)	\$0
2035	\$21,811	\$18,745	\$14,468	\$14,471	\$8,956	\$5,324	(\$632)	\$0	\$0	(\$3,072)	\$0
2036	\$22,568	\$17,688	\$12,629	\$13,427	\$8,623	\$7,906	(\$1,430)	\$0	\$0	(\$2,524)	\$0
2037	\$19,798	\$12,293	\$13,380	\$10,026	\$8,361	\$7,735	(\$4,650)	\$0	\$0	(\$2,389)	\$0
2038	\$20,643	\$16,786	\$10,313	\$10,429	\$6,388	\$6,617	(\$3,652)	\$0	\$0	(\$3,059)	\$0
2039	\$15,664	\$9,661	\$8,879	\$7,307	\$5,530	\$1,708	(\$4,913)	\$0	\$0	(\$3,545)	\$0
2040	\$10,508	\$12,796	\$5,870	\$5,393	\$3,770	\$3,306	(\$5,343)	\$0	\$0	(\$4,098)	\$0

Figure 10:
Coal Units
Accumulated PV Utility Cost from First Year with a Negative Differential

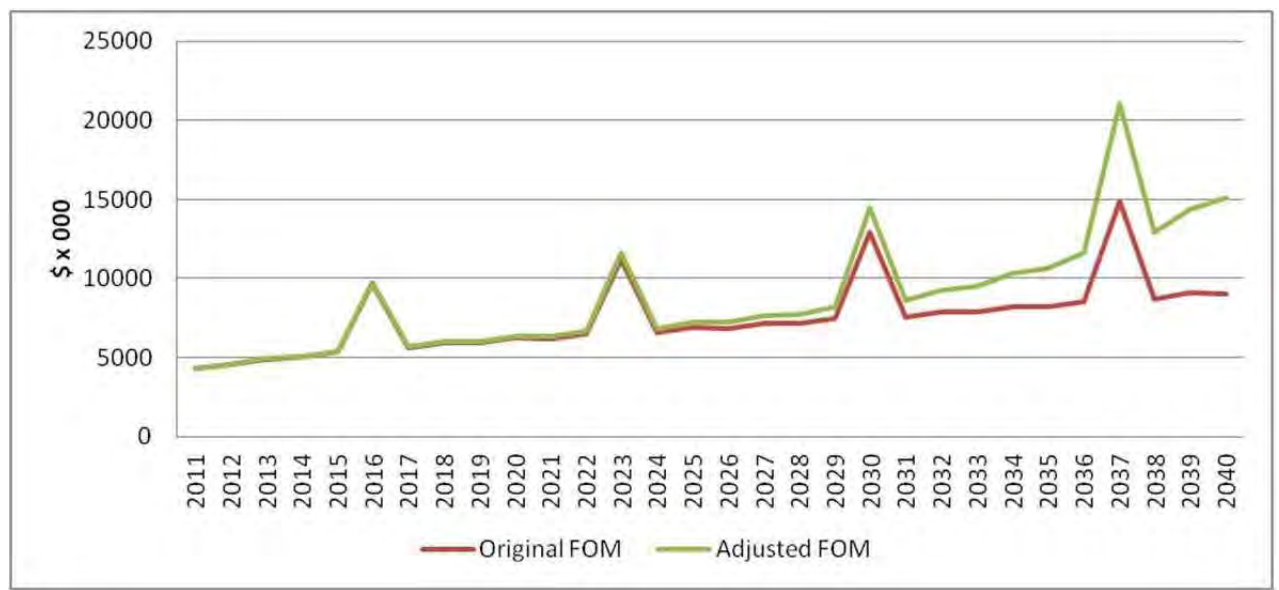
	Accumulated PV Utility Cost from First Year with a Negative Differential									
	GH2	MC3	GH1	BR3	MC2	MC1	BR2	REF	BR1	
2011										
2012										
2013										
2014										
2015										
2016										
2017										
2018										
2019										
2020										
2021										
2022										
2023										
2024										
2025										
2026										
2027										
2028										(\$1,445)
2029										(\$1,100)
2030							(\$334)			(\$1,544)
2031										(\$1,483)
2032										(\$2,262)
2033										(\$3,150)
2034							(\$394)			(\$4,753)
2035							(\$1,026)			(\$7,825)
2036							(\$2,456)			(\$10,349)
2037							(\$7,106)			(\$12,738)
2038							(\$10,758)			(\$15,797)
2039							(\$15,671)			(\$19,342)
2040							(\$21,014)			(\$23,440)

**Figure 11:
Total Fixed Cost Assumption
Brown 1 and 2**



Figures 12 through 14 show an example of the progression from the original input assumptions to the adjusted assumptions used in the analysis. This particular example is taken from Brown 2. Figure 12 shows the original FOM assumptions for Brown 2 along with the resulting adjusted values using the [REDACTED]

**Figure 12:
Fixed O&M Assumption
Brown 2**



CONFIDENTIAL INFORMATION REDACTED

Figure 13 shows the original CapEx stream for Brown 2 along with the adjusted [REDACTED] stream for the same data. The large expenses in 2012 through 2014 correspond with capital for new environmental controls.

**Figure 13:
CAPEX Assumption
Brown 2**

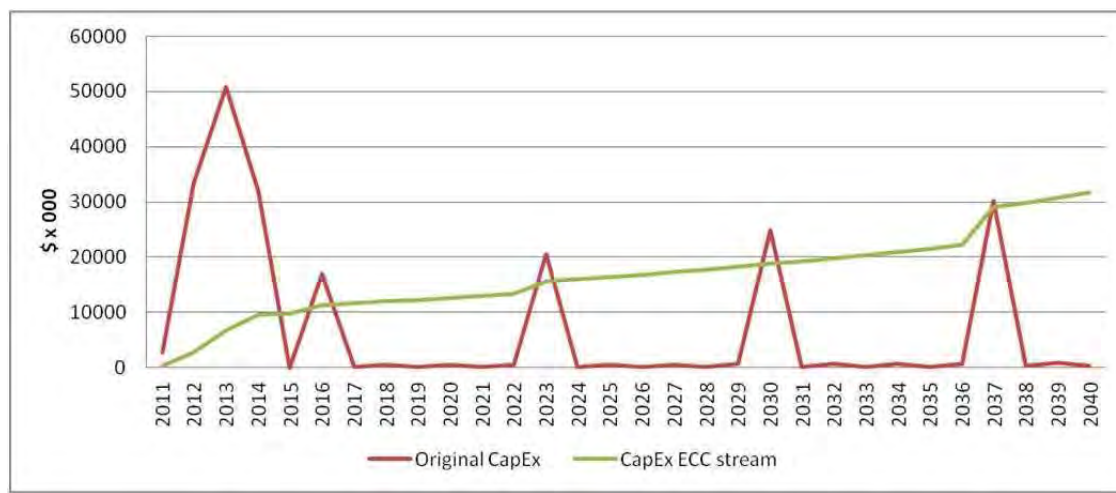
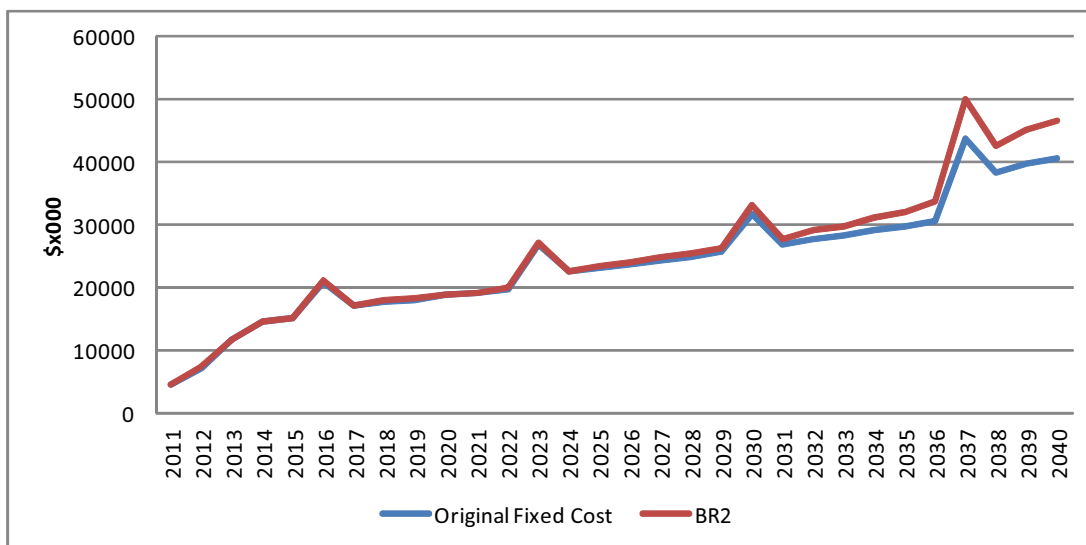


Figure 14 shows the original total fixed cost stream for Brown 2 along with the adjusted stream for the same data. The total fixed cost is the sum of the CapEx and the FOM streams.

**Figure 14:
Total Assumption
Brown 2**



Since the 2007 Life Assessment Study, operating costs of existing coal units have increased due to capital investments for new environmental controls and associated consumables. However, increases in capital costs of replacement capacity more than offset these increases in consumables, resulting in longer useful economic lives for existing coal units.

VI. Results – Gas Units

The results of the life assessment study of the gas fired units are presented in Figures 15, 16, and 17. Figure 15 shows the differential in cost on a nominal basis. Figure 16 shows the present value of the same differentials. Figure 17 shows the present value sums accumulated from where the differential streams turn negative. Trimble County 5-10 and Paddy’s Run 13 show that they are not candidates for retirement before the end of 2040. In each year over the study horizon, the differentials with the Reference Plan are greater than zero, which indicates that these units would not reach the end of their economic lives until sometime after 2040.

The Brown CTs show a different pattern than the Trimble County and Paddy’s Run units. The results for Brown 5, 6, 7, and 11 indicate that these units may reach the end of their economic lives in the last four years of the study. The year indicated as the end of economic life is dependent on the stream of the fixed cost assumptions. Brown 5 shows a retirement year of 2040 due to an increase in total fixed cost from \$4.9M to \$26M. Brown 6 shows a retirement year of 2037 due to an increase in the total fixed cost in that year from \$9.4M to \$20.6M. This trend is repeated for Brown 7 in 2038 with an increase of \$15.5M, and Brown 11 in 2035 with an increase of \$10M. The timing of the overhaul and associated O&M and CapEx outlays affect the forecasted economic lives of each unit.

An in-depth analysis of the results shows that the main reason for these increases is the CapEx streams. Figure 18 shows the total fixed costs for Brown 5, 6, 7, and 11. Figure 19 shows the same assumptions for Brown 8, 9 and 10. Although Brown 8, 9, and 10 show increases in fixed costs, these increases are approximately a third of the forecasted increases for Brown 5, 6,

7, and 11 due to the timing of their expected outages. This lower level of fixed costs results in these units remaining more cost effective than the potential replacement capacity. Charnas

Figure 15:
Nominal Utility Cost Differentials vs. All New Build Plan
(Nominal New Build - Nominal Existing Unit)

	Present Value Utility Cost Differential with All New Build Plan (PVUC New Build - PVUC Existing Unit)													REF	
	TC6	TC10	TC8	TC9	TC7	TC5	PD13	BR11	BR5	BR6	BR8	BR7	BR10		BR9
2011	\$0	\$0	\$0	\$0	\$0	\$0	\$0	\$0	\$0	\$0	\$0	\$0	\$0	\$0	\$0
2012	\$0	\$0	\$0	\$0	\$0	\$0	\$0	\$0	\$0	\$0	\$0	\$0	\$0	\$0	\$0
2013	\$0	\$0	\$0	\$0	\$0	\$0	\$0	\$0	\$0	\$0	\$0	\$0	\$0	\$0	\$0
2014	\$0	\$0	\$0	\$0	\$0	\$0	\$0	\$0	\$0	\$0	\$0	\$0	\$0	\$0	\$0
2015	\$0	\$0	\$0	\$0	\$0	\$0	\$0	\$0	\$0	\$0	\$0	\$0	\$0	\$0	\$0
2016	\$0	\$0	\$0	\$0	\$0	\$0	\$0	\$0	\$0	\$0	\$0	\$0	\$0	\$0	\$0
2017	\$16,495	\$16,536	\$8,953	\$16,384	\$16,352	\$7,840	\$12,103	\$11,508	\$10,561	\$5,027	\$11,452	\$13,415	\$10,024	\$9,753	\$0
2018	\$16,216	\$16,257	\$15,839	\$9,495	\$9,464	\$14,686	\$2,100	\$11,026	\$10,193	\$11,201	\$10,980	\$5,194	\$9,616	\$9,341	\$0
2019	\$16,607	\$10,341	\$16,221	\$16,098	\$16,062	\$15,034	\$12,314	\$11,678	\$11,163	\$11,306	\$10,551	\$10,727	\$8,981	\$8,445	\$0
2020	\$16,027	\$15,556	\$15,630	\$15,504	\$15,465	\$14,409	\$12,375	\$11,441	\$4,844	\$10,715	\$11,423	\$10,500	\$9,806	\$8,057	\$0
2021	\$17,082	\$16,729	\$16,842	\$16,714	\$16,670	\$15,578	\$13,063	\$12,300	\$9,295	\$11,948	\$4,275	\$10,448	\$10,668	\$6,706	\$0
2022	\$10,646	\$16,907	\$16,845	\$16,892	\$16,840	\$15,528	\$13,229	\$11,565	\$8,529	\$12,291	\$9,837	\$11,450	\$9,875	\$7,529	\$0
2023	\$17,459	\$17,561	\$9,927	\$17,357	\$17,298	\$8,585	\$13,357	\$13,088	\$9,900	\$12,646	\$9,577	\$11,776	\$11,396	\$2,847	\$0
2024	\$18,505	\$18,609	\$18,040	\$8,898	\$8,844	\$16,612	\$13,053	\$13,670	\$8,332	\$12,177	\$9,158	\$11,278	\$1,436	\$8,935	\$0
2025	\$15,764	\$13,889	\$15,290	\$15,126	\$15,061	\$13,846	\$9,985	\$12,247	\$10,421	\$12,254	\$9,262	\$11,325	\$7,143	\$7,015	\$0
2026	\$16,197	\$15,662	\$15,710	\$15,543	\$15,469	\$14,208	\$13,108	\$6,587	\$10,606	\$12,525	\$9,241	\$11,317	\$7,071	\$7,677	\$0
2027	\$16,537	\$16,116	\$16,273	\$16,102	\$16,019	\$14,707	\$13,410	\$9,048	\$10,775	\$6,111	\$9,932	\$11,822	\$7,709	\$7,921	\$0
2028	\$12,858	\$16,867	\$16,773	\$16,849	\$16,754	\$15,124	\$13,708	\$9,293	\$10,795	\$9,254	\$10,288	\$3,422	\$8,037	\$8,255	\$0
2029	\$17,331	\$17,577	\$12,170	\$17,286	\$17,179	\$10,491	\$14,021	\$9,564	\$11,035	\$9,487	\$10,689	\$7,442	\$7,495	\$7,720	\$0
2030	\$17,773	\$18,477	\$17,805	\$11,262	\$11,158	\$15,966	\$14,350	\$9,822	\$5,381	\$9,144	\$9,930	\$7,724	\$8,744	\$8,976	\$0
2031	\$18,397	\$12,095	\$18,442	\$18,038	\$17,898	\$16,500	\$13,715	\$10,078	\$11,353	\$10,020	\$11,504	\$7,051	\$9,070	\$8,033	\$0
2032	\$19,227	\$19,429	\$19,289	\$18,876	\$18,713	\$17,203	(\$51)	\$8,753	\$9,518	\$10,358	(\$1,176)	\$8,062	\$7,772	\$8,813	\$0
2033	\$16,718	\$17,039	\$17,175	\$16,751	\$16,607	\$15,114	\$13,845	\$9,075	\$11,931	\$9,427	\$5,130	\$7,072	\$8,328	\$47	\$0
2034	\$13,393	\$17,494	\$17,209	\$17,191	\$17,032	\$15,246	\$13,956	\$9,098	\$11,488	\$9,149	\$4,967	\$6,712	(\$1,577)	\$2,440	\$0
2035	\$16,443	\$18,058	\$13,125	\$17,270	\$17,099	\$11,046	\$14,156	\$9,082	\$12,037	\$9,517	\$4,607	\$6,990	\$1,673	\$1,754	\$0
2036	\$16,932	\$18,685	\$17,054	\$12,260	\$12,108	\$14,850	\$14,169	(\$3,555)	\$12,191	\$9,476	\$5,503	\$6,371	\$874	\$2,555	\$0
2037	\$17,665	\$12,805	\$17,643	\$16,968	\$17,058	\$15,288	\$14,175	\$195	\$12,130	(\$6,051)	\$4,478	\$6,716	\$1,721	\$2,558	\$0
2038	\$18,094	\$18,538	\$18,544	\$17,852	\$17,676	\$15,683	\$11,449	(\$57)	\$12,003	(\$1,158)	\$5,577	(\$14,071)	\$1,645	\$2,510	\$0
2039	\$17,695	\$18,725	\$19,303	\$18,596	\$18,464	\$16,364	\$9,102	\$476	\$14,246	(\$403)	\$6,896	(\$7,159)	\$2,330	\$3,200	\$0
2040	\$1,923	\$2,777	\$2,686	\$2,754	\$2,742	\$2,235	\$1,897	\$20	(\$1,247)	(\$177)	\$1,034	(\$1,107)	\$440	\$567	\$0

Figure 16:
Gas Units
Present Value Utility Cost Differentials vs. All New Build Plan
(PVUC New Build - PVUC Existing Unit)

	Present Value Utility Cost Differential with All New Build Plan (PVUC New Build - PVUC Existing Unit)																REF
	TC6	TC10	TC8	TC9	TC7	TC5	PD13	BR11	BR5	BR6	BR8	BR7	BR10	BR9		REF	
2011	\$0	\$0	\$0	\$0	\$0	\$0	\$0	\$0	\$0	\$0	\$0	\$0	\$0	\$0	\$0	\$0	
2012	\$0	\$0	\$0	\$0	\$0	\$0	\$0	\$0	\$0	\$0	\$0	\$0	\$0	\$0	\$0	\$0	
2013	\$0	\$0	\$0	\$0	\$0	\$0	\$0	\$0	\$0	\$0	\$0	\$0	\$0	\$0	\$0	\$0	
2014	\$0	\$0	\$0	\$0	\$0	\$0	\$0	\$0	\$0	\$0	\$0	\$0	\$0	\$0	\$0	\$0	
2015	\$0	\$0	\$0	\$0	\$0	\$0	\$0	\$0	\$0	\$0	\$0	\$0	\$0	\$0	\$0	\$0	
2016	\$0	\$0	\$0	\$0	\$0	\$0	\$0	\$0	\$0	\$0	\$0	\$0	\$0	\$0	\$0	\$0	
2017	\$10,470	\$10,495	\$5,683	\$10,399	\$10,379	\$4,976	\$7,682	\$7,304	\$6,703	\$3,190	\$7,268	\$8,515	\$6,362	\$6,190	\$0	\$0	
2018	\$9,645	\$9,670	\$9,421	\$5,647	\$5,629	\$8,735	\$1,249	\$6,558	\$6,063	\$6,662	\$6,531	\$3,089	\$5,719	\$5,556	\$0	\$0	
2019	\$9,257	\$5,764	\$9,041	\$8,973	\$8,953	\$8,380	\$6,864	\$6,509	\$6,222	\$6,302	\$5,881	\$5,979	\$5,006	\$4,707	\$0	\$0	
2020	\$8,371	\$8,125	\$8,164	\$8,098	\$8,078	\$7,526	\$6,464	\$5,976	\$2,530	\$5,597	\$5,967	\$5,485	\$5,122	\$4,209	\$0	\$0	
2021	\$8,362	\$8,189	\$8,244	\$8,182	\$8,160	\$7,625	\$6,394	\$6,021	\$4,550	\$5,849	\$2,093	\$5,114	\$5,222	\$3,283	\$0	\$0	
2022	\$4,883	\$7,755	\$7,727	\$7,748	\$7,725	\$7,123	\$6,068	\$5,305	\$3,912	\$5,638	\$4,512	\$5,252	\$4,530	\$3,454	\$0	\$0	
2023	\$7,505	\$7,549	\$4,267	\$7,461	\$7,436	\$3,690	\$5,742	\$5,626	\$4,256	\$5,436	\$4,117	\$5,062	\$4,899	\$1,224	\$0	\$0	
2024	\$7,454	\$7,496	\$7,267	\$3,585	\$3,563	\$6,692	\$5,258	\$5,507	\$3,356	\$4,905	\$3,689	\$4,543	\$678	\$3,599	\$0	\$0	
2025	\$5,951	\$5,243	\$5,772	\$5,710	\$5,686	\$5,227	\$3,769	\$4,623	\$3,934	\$4,626	\$3,496	\$4,275	\$2,697	\$2,648	\$0	\$0	
2026	\$5,730	\$5,541	\$5,558	\$5,498	\$5,473	\$5,026	\$4,637	\$2,330	\$3,752	\$4,431	\$3,269	\$4,004	\$2,502	\$2,716	\$0	\$0	
2027	\$5,482	\$5,343	\$5,395	\$5,338	\$5,311	\$4,876	\$4,446	\$3,000	\$3,572	\$2,026	\$3,293	\$3,919	\$2,556	\$2,626	\$0	\$0	
2028	\$3,995	\$5,240	\$5,211	\$5,235	\$5,205	\$4,699	\$4,259	\$2,887	\$3,354	\$2,875	\$3,196	\$1,063	\$2,497	\$2,565	\$0	\$0	
2029	\$5,046	\$5,117	\$3,543	\$5,033	\$5,001	\$3,054	\$4,082	\$2,784	\$3,213	\$2,762	\$3,112	\$2,167	\$2,182	\$2,247	\$0	\$0	
2030	\$4,849	\$5,041	\$4,858	\$3,073	\$3,044	\$4,356	\$3,915	\$2,680	\$1,468	\$2,495	\$2,709	\$2,107	\$2,386	\$2,449	\$0	\$0	
2031	\$4,704	\$3,092	\$4,715	\$4,612	\$4,576	\$4,219	\$3,507	\$2,577	\$2,903	\$2,562	\$2,941	\$1,803	\$2,319	\$2,054	\$0	\$0	
2032	\$4,607	\$4,655	\$4,622	\$4,523	\$4,484	\$4,122	(\$12)	\$2,097	\$2,280	\$2,482	(\$282)	\$1,932	\$1,862	\$2,111	\$0	\$0	
2033	\$3,754	\$3,826	\$3,856	\$3,761	\$3,729	\$3,394	\$3,109	\$2,038	\$2,679	\$2,117	\$1,152	\$1,588	\$1,870	\$10	\$0	\$0	
2034	\$2,818	\$3,681	\$3,621	\$3,617	\$3,584	\$3,208	\$2,937	\$1,914	\$2,417	\$1,925	\$1,045	\$1,412	(\$332)	\$513	\$0	\$0	
2035	\$3,242	\$3,561	\$2,588	\$3,405	\$3,372	\$2,178	\$2,791	\$1,791	\$2,374	\$1,877	\$909	\$1,378	\$330	\$346	\$0	\$0	
2036	\$3,129	\$3,453	\$3,151	\$2,265	\$2,237	\$2,744	\$2,618	(\$657)	\$2,253	\$1,751	\$1,017	\$1,177	\$161	\$472	\$0	\$0	
2037	\$3,059	\$2,217	\$3,055	\$2,938	\$2,954	\$2,647	\$2,455	\$34	\$2,101	(\$1,048)	\$775	\$1,163	\$298	\$443	\$0	\$0	
2038	\$2,936	\$3,008	\$3,009	\$2,897	\$2,868	\$2,545	\$1,858	(\$9)	\$1,948	(\$188)	\$905	(\$2,283)	\$267	\$407	\$0	\$0	
2039	\$2,691	\$2,848	\$2,935	\$2,828	\$2,808	\$2,489	\$1,384	\$72	\$2,166	(\$61)	\$1,049	(\$1,089)	\$354	\$487	\$0	\$0	
2040	\$1,923	\$2,777	\$2,686	\$2,754	\$2,742	\$2,235	\$1,897	\$20	(\$1,247)	(\$177)	\$1,034	(\$1,107)	\$440	\$567	\$0	\$0	

Figure 17:
Gas Units
Accumulated PV Utility Cost from First Year with a Negative Differential

	Accumulated PV Utility Cost from First Year with a Negative Differential													REF	
	TC6	TC10	TC8	TC9	TC7	TC5	PD13	BR11	BR5	BR6	BR8	BR7	BR10	BR9	REF
2011															
2012															
2013															
2014															
2015															
2016															
2017															
2018															
2019															
2020															
2021															
2022															
2023															
2024															
2025															
2026															
2027															
2028															
2029															
2030															
2031															
2032							(\$12)				(\$282)				
2033															
2034													(\$332)		
2035															
2036															
2037								(\$657)		(\$1,048)					
2038										(\$1,236)		(\$2,283)			
2039										(\$1,297)		(\$1,235)			
2040									(\$1,247)	(\$1,474)		(\$201)			

Figure 18
Fixed Cost Assumptions
Brown 5, 6, 7 and 11

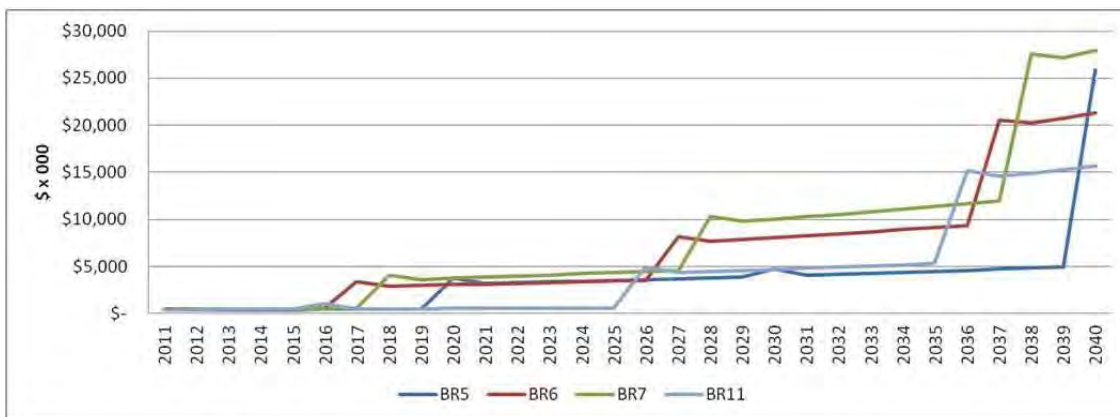
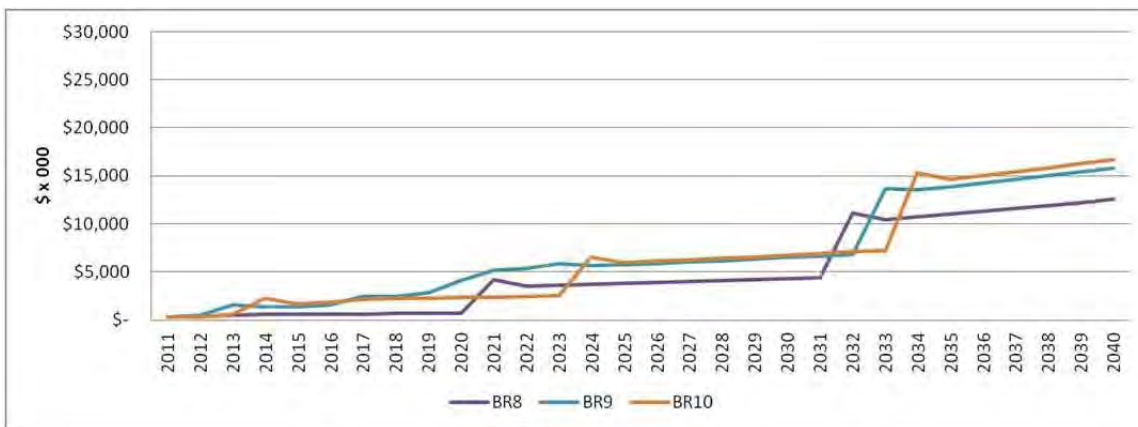


Figure 19
Fixed Cost Assumptions
Brown 8, 9 and 10



VII. Results – Secondary CTs

Finally, there is a class of smaller generating units that are called Secondary CTs. These smaller peaking units include Haefling 1-3, Cane Run 11, Paddy's Run 11 & 12, and Zorn 1 and range in size from 12 to 23 MW (see Figure 2). A high percentage of the time, the Primary CTs fulfill the peak load needs of the Companies. These seven Secondary CT units are older gas-fired units that are beyond their expected economic lives in terms of operations. The primary role for several of these Secondary CT units is to provide black-start capabilities for the system. They have very high heat rates and operating costs and for the most part, are used to serve load only during extreme peak conditions. Because they are operated infrequently, these units have no ongoing FOM or CapEx. These units were analyzed against the gas fired deferral units in the Reference Plan. Since they do not have any fixed costs forecasted or modeled and they generate at very low capacity factors, they never incur significant costs and therefore do not reach the end of their economic lives within the study period.

Figure 20 shows the Nominal Value Utility Cost Differentials between the Reference Plan and the Secondary CTs. Since these are nominal values, they can be interpreted to be the amount that could be spent on these units in any given year before the overall cost differential would go negative. In any given year, LG&E-KU can spend up to that nominal amount before it would be more economical to retire the units.

Figure 20:
Secondary CTs
Nominal Utility Cost Differentials vs. All New Build Plan
(PVUC New Build - PVUC Existing Unit)

	Nominal Utility Cost Differential with All New Build Plan (New Build - Existing Unit)					
	PD11	ZN1	CR11	PD12	HF13	REF
2011	\$0	\$0	\$0	\$0	\$0	\$0
2012	\$0	\$0	\$0	\$0	\$0	\$0
2013	\$0	\$0	\$0	\$0	\$0	\$0
2014	\$0	\$0	\$0	\$0	\$0	\$0
2015	\$0	\$0	\$0	\$0	\$0	\$0
2016	\$0	\$0	\$0	\$0	\$0	\$0
2017	\$3,899	\$3,899	\$3,739	\$3,109	\$2,084	\$0
2018	\$2,868	\$2,868	\$2,752	\$2,302	\$1,573	\$0
2019	\$3,058	\$3,058	\$2,947	\$2,540	\$1,877	\$0
2020	\$2,097	\$2,097	\$2,063	\$2,002	\$1,854	\$0
2021	\$4,441	\$4,441	\$4,321	\$3,886	\$3,214	\$0
2022	\$4,353	\$4,353	\$4,216	\$3,795	\$3,058	\$0
2023	\$4,925	\$4,925	\$4,743	\$4,153	\$3,158	\$0
2024	\$6,159	\$6,159	\$5,880	\$4,902	\$3,321	\$0
2025	\$1,814	\$1,814	\$1,880	\$2,399	\$3,024	\$0
2026	\$1,980	\$1,980	\$2,026	\$2,494	\$3,022	\$0
2027	\$2,276	\$2,276	\$2,276	\$2,744	\$3,161	\$0
2028	\$2,871	\$2,871	\$2,808	\$3,043	\$3,095	\$0
2029	\$3,344	\$3,344	\$3,239	\$3,326	\$3,140	\$0
2030	\$4,176	\$4,176	\$3,990	\$3,764	\$3,113	\$0
2031	\$4,604	\$4,604	\$4,383	\$4,048	\$3,228	\$0
2032	\$5,450	\$5,450	\$5,146	\$4,462	\$3,150	\$0
2033	\$2,137	\$2,137	\$2,099	\$2,720	\$3,152	\$0
2034	\$2,380	\$2,380	\$2,310	\$2,835	\$3,100	\$0
2035	\$2,754	\$2,754	\$2,641	\$3,003	\$3,022	\$0
2036	\$3,236	\$3,236	\$3,080	\$3,261	\$3,027	\$0
2037	\$3,827	\$3,827	\$3,623	\$3,557	\$3,016	\$0
2038	\$4,544	\$4,544	\$4,294	\$3,929	\$3,063	\$0
2039	\$2,493	\$2,493	\$2,365	\$3,221	\$3,482	\$0
2040	\$2,671	\$2,671	\$2,514	\$3,312	\$3,437	\$0

VIII. Summary

Ventyx Inc. performed a Life Assessment of a number of LG&E and KU's generating assets to determine the effective useful economic lives of these assets. Newer units whose ages were not projected to reach a "nominal" end of operating life (60 years for coal fired generation and 30 years for gas fired generation) were not considered in this analysis. Likewise, none of LG&E and KU's hydro generation assets were considered in this analysis because previous asset economic life expectancy analysis has demonstrated that once the initial high cost of constructing the associated dam and reservoir are made, the actual operations and maintenance costs of the generators are relatively minor as compared to gas or coal fired replacement generation.

For the generating units analyzed, this study was divided into three parts: coal fired units, gas fired units, and a group of older units referred to collectively as Secondary CTs. Figure 21 summarizes the results of this Life Assessment for LG&E and KU's coal fired assets. The analysis projected an end of economic life for only two of the eight coal-fired units examined: Brown 1 and Brown 2. For the remaining coal fired units, the analysis showed no economic retirement date within the study horizon (2011 through 2040).

Figure 21:

Coal Fired Generating Assets	
Unit Name	Projected End of Economic Life
Brown 1	2028
Brown 2	2034
Brown 3	2040 +
Ghent 1	2040 +
Ghent 2	2040 +
Mill Creek 1	2040 +
Mill Creek 2	2040 +
Mill Creek 3	2040 +

The assessment of the economics of continuing to operate LG&E and KU's gas fired generating assets (Brown 5-11, Paddy's Run 13, and Trimble County 5-10) indicates that although all of these assets will pass the 30th year of operations during the study horizon, only four of these units show potential economic losses from continued operations during that time period. The results for Brown 5, 6, 7, and 11 indicate that these units may reach the end of their economic lives near the end of the study horizon – from eight to ten years beyond their 30th anniversaries of commercial operation. These dates are shown in Figure 22. Brown units 8, 9, and 10 which would reach 40 years of age in 2035 do not show an end of economic life before the end of the study horizon. These units do not have O&M costs or CapEx projections that show significant increases in the out years of the study horizon that appear to drive the potential retirement of the other Brown units. Without these cost

increases, these units can be expected to remain economic throughout the study horizon. The remaining gas fired units (Paddy's Run 13, and Trimble County 5-10) also do not show an end of economic life through 2040.

Figure 22:


Gas Fired Generating Assets	
Unit Name	Projected End of Economic Life
Brown 5	2040
Brown 6	2037
Brown 7	2038
Brown 8	2040 +
Brown 9	2040 +
Brown 10	2040 +
Brown 11	2036
Paddy's Run 13	2040 +
Trimble County 5	2036
Trimble County 6	2040 +
Trimble County 7	2036
Trimble County 8	2040 +
Trimble County 9	2036
Trimble County 10	2040 +

Finally, the seven Secondary CTs (Haefling 1-3, Cane Run 11, Paddy's Run 11 & 12, and Zorn 1) did not show an end of economic life within the study horizon. The primary reasons for this, despite all of these units being currently well past their original life expectancies (nominally 30 years for a gas fired unit), are the minimal operations and maintenance costs projected for these units, a lack of any significant periodic maintenance cost increases similar to all the other units examined, and a forecast for no CapEx on these assets over the entire study horizon. These results suggest a unique situation whereby these units are retained only for their black-start and capacity reserve purposes with absolutely minimal generation operations until and unless they experience a catastrophic failure that results in any significant cost to repair the unit. A table of nominal cost differentials vs. gas fired replacement generation is provided in Figure 20. These nominal cost differentials should be interpreted as the maximum threshold for expenditures in any one year that would result in the resource remaining economically viable. Nevertheless, it would be prudent to begin planning for the replacement of this 99 MW of generation capacity at some point over the next ten to fifteen years to avoid a situation where the company actually needs some portion of that capacity and it was unavailable due to a catastrophic failure resulting in a greater than economic threshold cost to repair.

Appendices:


CONFIDENTIAL INFORMATION REDACTED

Charnas




CONFIDENTIAL INFORMATION REDACTED

Charnas




CONFIDENTIAL INFORMATION REDACTED

Charnas




CONFIDENTIAL INFORMATION REDACTED



CONFIDENTIAL INFORMATION REDACTED

Charnas




CONFIDENTIAL INFORMATION REDACTED

Charnas




CONFIDENTIAL INFORMATION REDACTED

Charnas



CONFIDENTIAL INFORMATION REDACTED

Charnas




CONFIDENTIAL INFORMATION REDACTED

Charnas



CONFIDENTIAL INFORMATION REDACTED

Charnas



An Economic Life Assessment Study of Generating Assets of LG&E and KU

by
Ventyx, An ABB Company



February 2012

Statement of Confidentiality

The information contained in this report is proprietary to Ventyx – An ABB Company (Ventyx). Ventyx submits this document with the understanding that it will be held in strict confidence and will not be disclosed, duplicated, or used, in whole or in part, for any purpose other than the evaluation of the qualifications of Ventyx, without the prior written consent of Ventyx.

Table of Contents

I.	Introduction	3
II.	Methodology	3
III.	Model Data and Assumptions	10
IV.	Results – Reference Plan	11
V.	Results – Coal Units	13
VI.	Results – Gas Units	19
VII.	Results – Secondary CTs.....	25
VIII.	Summary	26
	Appendices:.....	28

I. Introduction

In order to determine the effective useful economic life of the LG&E and KU (LG&E-KU) generating assets, Ventyx, an ABB Company (Ventyx), was retained by LG&E-KU to perform a Life Assessment Study of its generating assets. The goal of the analysis was to allow LG&E-KU to more accurately project when a generating asset may reach the end of its effective useful economic life. Ventyx utilized its Strategist[®] strategic planning model, together with LG&E-KU's data, to perform this analysis. The time horizon examined during this analysis was from 2011 through 2040.

II. Methodology

The methodology used in LG&E-KU's 2011 Life Assessment Study is consistent with the methodology used in the 2007 Life Assessment Study. Coal fired units in service for less than 30 years were excluded from the evaluation. None of these units will have been in service for more than 60 years at the end of 2040, and current industry practice indicates that it is both reasonable and cost effective to retain properly operated and maintained units for a life of around 60 years. The units excluded on the basis of this criterion were the Trimble County 1 & 2, Ghent 3 & 4, and Mill Creek 4 coal units. Cane Run 4, 5, & 6, Green River 3 & 4, and Tyrone 3 are all scheduled to retire at the end of 2015. LG&E-KU is planning to replace these units with a new 640 MW combined cycle unit at the Cane Run site (Cane Run 7) and three simple-cycle CTs from LS Power's Bluegrass facility (Bluegrass CTs). The coal units scheduled to retire at the end of 2015 and the gas units replacing them are also excluded from this analysis. No other gas fired units were excluded from the study. In the previous Life Assessment Study, it was determined that the projected operating and capital cost streams for both of the hydro plants were sufficiently low such that they should not be retired. Conditions have not changed enough to reconsider them in this analysis.

Figure 1 shows the total MWs for each capacity type considered for retirement in this analysis. The total capacity of the LG&E-KU assets considered for retirement is 4,766 MW (summer). Figure 2 shows all LG&E-KU assets and the total capacity for those considered in the Life Assessment Study. Highlighted assets were not considered in this assessment.

Figure 1:
Retirement Candidates by Type

	2011 Net MW	
	Winter	Summer
Coal Units	2,644	2,652
Primary CTs	2,266	2,015
Secondary CTs	112	99
Total Capacity	5,022	4,766

Figure 2:

Kentucky Utilities' Company / Louisville Gas and Electric Company										
2011 Generator Ratings (MW)										
Plant Name	Owner	In-Service Date	Net		Planned Retirement	Unit Type	Fuel Type	Age as of 12/31/2010	Age as of 12/31/2040	
			Winter 2011	Summer 2011						
Brown 1	KU	05/01/1957	107	106		Steam	Coal	53	83	
Brown 2	KU	06/01/1963	168	166		Steam	Coal	47	77	
Brown 3	KU	07/19/1971	416	412		Steam	Coal	39	69	
Total Brown Coal			690	683						
Ghent 1	KU	02/19/1974	481	479		Steam	Coal	36	66	
Ghent 2	KU	04/20/1977	477	495		Steam	Coal	33	63	
Total Ghent Coal			958	974						
Mill Creek 1	LGE	08/01/1972	303	303		Steam	Coal	38	68	
Mill Creek 2	LGE	07/01/1974	299	301		Steam	Coal	36	66	
Mill Creek 3	LGE	08/01/1978	394	391		Steam	Coal	32	62	
Total Mill Creek Coal			996	995						
Total Coal			2,644	2,652						
Brown 5	Joint	08/09/2001	130	133		CT	Gas	9	39	
Brown 6	Joint	08/11/1999	171	146		CT	Gas	11	41	
Brown 7	Joint	08/08/1999	171	146		CT	Gas	11	41	
Brown 8	Joint	02/23/1995	128	121		CT	Gas	15	45	
Brown 9	KU	01/24/1995	138	121		CT	Gas	15	45	
Brown 10	KU	12/22/1995	138	121		CT	Gas	15	45	
Brown 11	KU	05/08/1996	128	121		CT	Gas	14	44	
Total Brown CT			1,003	908						
Paddy's Run 13	Joint	06/27/2001	183	147		CT	Gas	9	39	
Total Paddy's Run CT			183	147						
Trimble County 5	Joint	05/14/2002	180	160		CT	Gas	8	38	
Trimble County 6	Joint	05/14/2002	180	160		CT	Gas	8	38	
Trimble County 7	Joint	06/01/2004	180	160		CT	Gas	6	36	
Trimble County 8	Joint	06/01/2004	180	160		CT	Gas	6	36	
Trimble County 9	Joint	07/01/2004	180	160		CT	Gas	6	36	
Trimble County 10	Joint	07/01/2004	180	160		CT	Gas	6	36	
Total Trimble County CT			1,080	960						
Total Primary CT			2,266	2,015						
Cane Run 11	LGE	06/01/1968	14	14		CT	Gas	42	72	
Total Cane Run CT			14	14						
Haefling 1-3	KU	10/23/1970	42	36		CT	Gas	40	70	
Total Haefling 1-3 CT			42	36						
Paddy's Run 11	LGE	06/10/1968	13	12		CT	Gas	42	72	
Paddy's Run 12	LGE	07/16/1968	28	23		CT	Gas	42	72	
Total Paddy's Run CT			40	35						
Zorn 1	LGE	05/23/1969	16	14		CT	Gas	41	71	
Total Zorn			16	14						
Total Secondary CT			112	99				Weighted Average	25	55
Total Units Considered			5,022	4,766						
Cane Run 4	LGE	05/04/1962	155	155	12/31/2015	Steam	Coal	48	78	
Cane Run 5	LGE	05/13/1966	168	168	12/31/2015	Steam	Coal	44	74	
Cane Run 6	LGE	05/12/1969	240	240	12/31/2015	Steam	Coal	41	71	
Ghent 3	KU	05/31/1981	494	477		Steam	Coal	29	59	
Ghent 4	KU	08/18/1984	491	469		Steam	Coal	26	56	
Green River 3	KU	04/06/1954	71	68	12/31/2015	Steam	Coal	56	86	
Green River 4	KU	07/08/1959	100	95	12/31/2015	Steam	Coal	51	81	
Dix Dam 1-3	KU	11/24/1925	26	26		Hydro	Water	85	115	
Mill Creek 4	LGE	09/01/1982	486	477		Steam	Coal	28	58	
Ohio Falls 1-8	LGE	01/01/1928	34	52		Hydro	Water	82	112	
Trimble County 1		12/23/1990	386	383		Steam	Coal	20	50	
Trimble County 2		01/22/2011	571	549		Steam	Coal	-1	29	
Tyrone 3	KU	07/21/1953	73	71	12/31/2015	Steam	Coal	57	87	
Total Units Not Considered			3,295	3,230						
Total Units			8,317	7,996						
Units that will be less than 60 years of age in 2040										
Hydro units										
Units already scheduled for retirement.										

Ventyx employed a *differential annual revenue requirements* methodology to determine the appropriate effective useful economic life for each unit. The first step involves assuming all the candidate units are “retired” in a specific year. For the life assessment candidates, gas fired combustion turbines (CTs) were “retired” at the end of 2016 and coal fired steam units were “retired” at the end of 2021. These dates were chosen to correspond to the earliest dates when equivalent replacement capacity could be installed. Then, a Reference Plan of replacement capacity was selected by Strategist’s PROVIEW resource optimization module. This Reference Plan contains an appropriate mix of peaking, mid-range, and baseload capacity to meet future demand and energy requirements in a least-cost method. These capacity types are represented by gas fired simple cycle combustion turbines, gas fired combined cycle combustion turbines, and coal fired steam generators, respectively.


The alternative resources available for developing the Reference Plan are summarized in Figure 3. The simple cycle CT and two combined cycle CT options were included because they were found to be the most economical capacity expansion options in LG&E-KU’s 2011 Integrated Resource Plan (IRP) process. That process considered a wide array of capacity options and included renewable resources. The supercritical pulverized coal (PC) option was included to ensure that the coal assets considered for retirement could be replaced with like kind, if the model found that to be most economical. The target minimum reserve margin constraint for the model optimization runs to develop the Reference Plan was set to 10% through 2016, and to 14% thereafter. The low reserve margin target before 2017 reflects an inability to build any new capacity prior to that time. The 14% reserve margin minimum target used in the model beyond 2016 was selected so that the reserve margin resulting after resource additions more closely aligned with the desired long term minimum reserve margin target of 15-17% for the system.


Figure 3:
Replacement Capacity Alternatives

Name	Description	Book Dep. Life (Years)	Summer Capacity (MW)	Capital Cost (2010 \$M) ¹	Capital Cost (2010 \$/kW)	First Year Avail.	Max Per Year
LGSC	Supercritical PC	50	789	2,016	2,555	2022	2
SCCT	Simple Cycle CT	30	194	164	847	2017	4
2x1C	Two Unit Combined Cycle	40	640	573	895	2017	3
3x1C	Three Unit Combined Cycle	40	962	818	851	2017	2

Once the Reference Plan is developed, the replacement capacity is converted automatically within the Strategist model to “deferral capacity”

¹ Capital costs for the LGSC and SCCT are from the 2011 IRP. Capital costs for the 2x1C and 3x1C are LG&E-KU’s most recent estimates for those units.





The basic system modeling was supplemented with specific cost data for each of the candidate units, including projections of their O&M costs and capital expenditures (CapEx). These are discussed in more detail below. It is widely recognized that operating parameters such as EFOR, maintenance outage requirements, and heat rates may, depending on operating and maintenance practices, increase (degrade) over the lifetime of an asset and that operating capacity (MW) declines. Projections of future performance for aging generators would, ideally, be based on detailed data reflecting the way similar units' performance degraded as the end of their operating life approached. However, no reliable source of such detailed data to project this performance degradation exists. Thus, Ventyx instead adopted the assumption that operating cost would increase and maximum operating capacity would decrease as an asset approaches the end of its life according to a [REDACTED]. With one exception (Brown 1), a unit's performance was assumed to begin degrading at the end of its nominal life (60 years for coal fired units and 30 years for gas units). The [REDACTED] is described in detail in Appendix A.

For several reasons, the degradation of performance for Brown 1 was assumed to occur at the same time as Brown 2. Brown 1 is 54 years old. Despite its age, its current operating performance is better than industry averages. Brown 1 and 2 are somewhat unique in the fact that they operate at a lower pressure than other units in the LG&E-KU fleet not scheduled for retirement by 2015, which serves to increase the life expectancy of these units (all other things equal). In addition, new operating controls were recently installed at Brown 1 and 2 to improve monitoring and help ensure that these units are operated within their design parameters. Based on these facts, it is not reasonable to assume that the performance of Brown 1 will begin to degrade in six years.

Fixed O&M (FOM) costs and capital costs [REDACTED] of the deferrable resources are also modified such that they can adjust automatically to reflect the varying capacities for the deferral units as each candidate retirement unit is overlaid on the Reference Plan (as described above and illustrated in Figure 4b). The model is then run to determine the capital and production costs for this adjusted system. A discussion of the [REDACTED] and its applicability to this type of analysis can be found in Appendix B.

The next step involves developing plans where each of the candidate units is assumed to continue operation for the full study period (through 2040) and further assumes that each unit will then remain in service through at least 2042. For this part of the analysis, the candidate units are individually overlaid on the Reference Plan such that each resultant plan contains only the deferral units from the Reference Plan, the units not considered for retirement in this study, and one candidate unit. The present value (PV) of utility cost, which is the annual incremental revenue requirements including operating and incremental capital cost, is extracted from the model for each plan retaining one of the candidate units. The difference between these PV annual revenue requirements and the PV annual revenue requirements of the Reference Plan is then computed. The first year the difference is negative (retaining the candidate unit costs more than allowing it to retire) is determined and this indicates the earliest potential date for the end of the asset's effective useful economic life. The PV annual revenue requirements differentials are then accumulated from that year forward, and the point where the sum turns negative and remains negative is the latest potential date for the end of the asset's effective useful economic life. This is shown in the example in Figure 5; the earliest year that the example unit would reach the end of its effective useful economic life in this case is 2014, with the latest economic retirement in 2018.

Figure 5:

**Illustration of the Determination of the Effective Useful Economic Life
For a Life Assessment Candidate Unit**

Year	Differential Annual Revenue Requirements	Cumulative NPV of Differential Annual Revenue Requirements (2014 and beyond)
2010	\$1.00	
2011	\$1.50	
2012	\$0.80	
2013	\$0.60	
2014	(\$0.03)	(\$0.03)
2015	(\$0.50)	(\$0.53)
2016	\$0.40	(\$0.13)
2017	\$0.30	\$0.17
2018	(\$0.50)	(\$0.33)
2019	(\$0.70)	(\$1.03)
2020	(\$1.00)	(\$2.03)
2021	(\$0.60)	(\$2.63)
2022	(\$0.20)	(\$2.83)
2023	\$0.20	(\$2.63)
2024	\$0.50	(\$2.13)
2025	(\$0.80)	(\$2.93)
2026	(\$0.10)	(\$3.03)
2027	\$0.05	(\$2.98)
2028	\$0.01	(\$2.97)
2029	(\$0.40)	(\$3.37)
2030	(\$0.10)	(\$3.47)
2031	(\$0.50)	(\$3.97)
2032	\$0.30	(\$3.67)
2033	\$0.50	(\$3.17)
2034	(\$0.30)	(\$3.47)
2035	(\$0.10)	(\$3.57)

For some of the units, the first year with a negative PV annual revenue requirements differential occurs relatively early, and then several years with positive PV annual revenue requirements follow before the annual PV differential values become negative again. In these cases, accumulating the annual PVs from the year with the first negative differential would result in pushing the end of the asset's effective useful economic life out by several years while an accumulated positive differential sum is eliminated by the subsequent accumulation of negative differentials. It is not reasonable to wait until all the benefits accumulated during the intervening positive differential years are eliminated by retaining the unit for several years of negatives. In these cases, it is sensible to ignore the early occurrences of a negative differential, and to wait for the differential series to show stable negatives before beginning the summation.

It is possible for the methodology to indicate *no* end of effective useful economic life for a particular unit in the time frame of the study; in this case through 2040. This means that, based upon the assumptions used for this analysis, the actual end of the asset's effective useful economic life is beyond 2040. The cost assumptions in this analysis are taken from the company's most recent long-term plan and do not include costs potentially associated with low-probability outage events. In some instances, the costs associated with low-probability outage events could accelerate the end of the useful economic life of the generating assets.

The assessment is performed in three steps to ensure that the units under consideration displace units in the Reference Plan that are like kind. The first step is to develop a Reference Plan, in which the model retires all candidate units and replaces the capacity with the most economical set of expansion resource options (see Figure 3 for all options considered). Once the Reference Plan deferral capacity units have been established, the CT units are turned off as deferral units and the candidate coal units are run through the process thereby ensuring that they are being replaced by like coal units. This process is repeated for candidate gas units by turning off the coal units and allowing the candidate gas units to be replaced by like gas units.

III. Model Data and Assumptions

LG&E-KU provided Ventyx with their latest Strategist database, translated from a PowerBase database. This basic data included all operating parameters and costs for the existing generation units in the LG&E and KU system. This includes EFOR, scheduled outage requirements, heat rates, variable and fixed operating and maintenance costs for all the generating assets, as well as load and fuel cost forecasts over the study horizon (2011 to 2040). A loads and resources summary report from the Strategist model reflecting only the existing system with no new capacity additions and including all potential unit retirements analyzed in this study is shown for selected years over the study horizon in Figure 6. In developing the reference case, 797 MW of coal-fired capacity (coal units at the Cane Run, Green River, and Tyrone stations) are retired at the end of 2015, 2,015 MW of gas-fired capacity is retired at the end of 2016, and 2,652 MW of coal-fired capacity is retired at the end of 2021. 3,490 MW of capacity, the sum of capacities at Trimble County 1 & 2, Ghent 3 & 4, Mill Creek 4, Cane Run 7, and the Bluegrass CTs, is not retired.

Figure 6:
Loads and Resources 2011 - 2040

	2011	2015	2020	2025	2030	2035	2040
LOADS							
=====							
PEAK DEMAND AFTER DSM	6,757	7,165	7,498	7,836	8,268	8,807	9,340
RESOURCES							
=====							
TOTAL HYDRO	78	94	94	94	94	94	94
TOTAL THERMAL	8,160	8,641	6,339	3,729	3,729	3,729	3,729
TOTAL CAPACITY	8,238	8,735	6,433	3,823	3,823	3,823	3,823
RESERVES							
=====							
RESERVE (MW)	1,481	1,570	(1,065)	(4,013)	(4,445)	(4,984)	(5,517)
RESERVE MARGIN PERCENT	22	22	(14)	(51)	(54)	(57)	(59)
Note: In addition to the units in Figure 2, the resource totals include the capacities of the Cane Run 7, the Bluegrass CTs, OVEC, and Curtailable Customers.							

Historical O&M costs and capital expenditure streams for individual units are volatile with large expenditures in some years and very little expenditures in others. This creates problems in projecting the forward trajectory for these costs. Furthermore, each year’s capital expenditures should be amortized over the remaining life of the asset using the [REDACTED] methodology. The O&M cost stream adjusted for degradation using the [REDACTED] and the capital expenditures spread out over the remaining life using the [REDACTED] methodology are then overlaid on the FOM costs within the Strategist model’s database for each candidate unit.

Finally, the candidate units were overlaid on the Reference Plan one at a time, the present value of each year’s revenue requirements (equivalent to the PV Utility Cost model output from PROVIEW) was extracted from the model, and the differentials with the Reference Plan were calculated.

IV. Results – Reference Plan

The Life Assessment Reference Plan developed using Strategist PROVIEW is shown below in Figure 7. Please note that the large number of units added in 2017 for the Reference Plan is the result of “replacing” the large amount of capacity that the candidate gas units represent. Likewise, two coal units and three gas-fired simple cycle combustion turbines were the most economical resources for replacing the candidate coal units “retired” in 2022.

Figure 7:
Life Assessment Reference Plan

	Reference Plan
2011	
2012	
2013	
2014	
2015	
2016	
2017	SCCT(2) 2x1C(3)
2018	SCCT(1)
2019	
2020	SCCT(1)
2021	SCCT(1)
2022	SCCT(3) LGSC(2)
2023	
2024	
2025	LGSC(1)
2026	
2027	
2028	
2029	
2030	
2031	
2032	
2033	LGSC(1)
2034	
2035	
2036	
2037	
2038	
2039	2x1C(1)
2040	

V. Results – Coal Units

The results of the life assessment of the coal fired units are presented in Figures 8, 9, and 10. Figure 8 shows the annual nominal utility cost differential between the Reference Plan and each alternative. Figure 9 shows the present values of the same annual differentials. Figure 10 shows the present value sums accumulated from when the values become negative. The results show that Ghent 1 & 2, Mill Creek 1, 2 & 3, and Brown 3 are not candidates for retirement prior to 2040. In each year of the study horizon, the differentials are greater than zero, which indicates that these units will not reach the end of their economic lives until after 2040.

The results show that Brown 1 and 2 are candidates for retirement prior to the end of 2040. As shown in Figures 8 and 9, the first year the Brown 1 differentials are negative is 2028. For the next several years, the differentials alternate between negative and positive before becoming permanently negative in 2032. An examination of the accumulated present value differentials in Figure 10 shows that the positive differentials in 2029 and 2031 do not overcome the negative differentials in 2028 and 2030; based on this analysis, Brown 1 could reach the end of its economic life in 2028. Beginning in 2029, Brown 2 shows a similar pattern to Brown 1 except that the positive differentials in the years 2031 through 2033 do overcome the initial negative in 2029; the analysis indicates that Brown 2 could reach the end of its economic life in 2034, after the differentials become permanently negative.

A review of the input assumptions for both Brown 1 and 2 shows that the drivers for their potential retirement dates are found in the FOM and CapEx streams. Figure 11 shows the assumed total fixed costs (the sum of FOM and CapEx streams) for both of these units, which include CapEx for new environmental controls in 2012 through 2014. For Brown 1, there are CapEx costs that cause increases in the total fixed cost stream which correspond with the years that the differentials go negative. Although Brown 2 has the same expenditures shifted a year later, it can also be seen that there are very large expenses assumed in the next to last year of the study. These expenses cause Brown 1 and 2 to potentially reach the end of their economic lives before the end of study period.

Figure 8:
Coal Units
Nominal Utility Cost Differentials vs. All New Build Plan
(Nominal New Build - Nominal Existing Unit)

	Nominal Utility Cost Differential with All New Build Plan (PVUC New Build - PVUC Existing Unit)										
	GH2	MC3	GH1	BR3	MC2	MC1	BR2	REF	BR1		
2011	\$0	\$0	\$0	\$0	\$0	\$0	\$0	\$0	\$0		\$0
2012	\$0	\$0	\$0	\$0	\$0	\$0	\$0	\$0	\$0		\$0
2013	\$0	\$0	\$0	\$0	\$0	\$0	\$0	\$0	\$0		\$0
2014	\$0	\$0	\$0	\$0	\$0	\$0	\$0	\$0	\$0		\$0
2015	\$0	\$0	\$0	\$0	\$0	\$0	\$0	\$0	\$0		\$0
2016	\$0	\$0	\$0	\$0	\$0	\$0	\$0	\$0	\$0		\$0
2017	\$0	\$0	\$0	\$0	\$0	\$0	\$0	\$0	\$0		\$0
2018	\$0	\$0	\$0	\$0	\$0	\$0	\$0	\$0	\$0		\$0
2019	\$0	\$0	\$0	\$0	\$0	\$0	\$0	\$0	\$0		\$0
2020	\$0	\$0	\$0	\$0	\$0	\$0	\$0	\$0	\$0		\$0
2021	\$0	\$0	\$0	\$0	\$0	\$0	\$0	\$0	\$0		\$0
2022	\$112,638	\$97,905	\$81,820	\$71,601	\$65,021	\$48,611	\$14,393	\$0	\$0		\$2,774
2023	\$106,312	\$109,123	\$91,357	\$70,981	\$76,612	\$35,900	\$8,379	\$0	\$0		\$5,779
2024	\$123,723	\$134,754	\$85,251	\$79,662	\$95,376	\$55,907	\$17,957	\$0	\$0		\$4,565
2025	\$98,398	\$97,701	\$78,915	\$65,221	\$80,883	\$27,910	\$8,891	\$0	\$0		\$1,588
2026	\$87,687	\$100,480	\$73,997	\$62,752	\$73,390	\$40,924	\$10,088	\$0	\$0		\$198
2027	\$109,197	\$99,483	\$83,255	\$70,643	\$67,172	\$29,309	\$8,900	\$0	\$0		\$1,909
2028	\$104,845	\$83,440	\$78,289	\$72,629	\$52,424	\$46,293	\$10,077	\$0	\$0		(\$4,651)
2029	\$117,479	\$61,671	\$80,670	\$76,599	\$46,453	\$49,859	\$8,209	\$0	\$0		\$1,186
2030	\$112,458	\$92,318	\$88,918	\$72,876	\$41,381	\$51,074	(\$1,224)	\$0	\$0		(\$1,627)
2031	\$126,505	\$66,790	\$79,808	\$82,262	\$52,010	\$35,005	\$8,579	\$0	\$0		\$238
2032	\$119,282	\$100,959	\$94,948	\$83,944	\$45,121	\$55,309	\$6,137	\$0	\$0		(\$3,252)
2033	\$96,030	\$66,927	\$72,856	\$71,061	\$41,971	\$27,989	\$2,537	\$0	\$0		(\$3,955)
2034	\$116,063	\$88,698	\$80,278	\$72,403	\$37,700	\$41,472	(\$1,874)	\$0	\$0		(\$7,616)
2035	\$110,613	\$95,066	\$73,372	\$73,390	\$45,420	\$27,000	(\$3,204)	\$0	\$0		(\$15,581)
2036	\$122,133	\$95,724	\$68,344	\$72,660	\$46,663	\$42,786	(\$7,740)	\$0	\$0		(\$13,660)
2037	\$114,333	\$70,992	\$77,269	\$57,897	\$48,285	\$44,668	(\$26,850)	\$0	\$0		(\$13,799)
2038	\$127,209	\$103,440	\$63,552	\$64,265	\$39,363	\$40,775	(\$22,506)	\$0	\$0		(\$18,849)
2039	\$103,004	\$63,531	\$58,383	\$48,046	\$36,366	\$11,230	(\$32,306)	\$0	\$0		(\$23,309)
2040	\$73,733	\$89,792	\$41,193	\$37,846	\$26,452	\$23,195	(\$37,491)	\$0	\$0		(\$28,757)

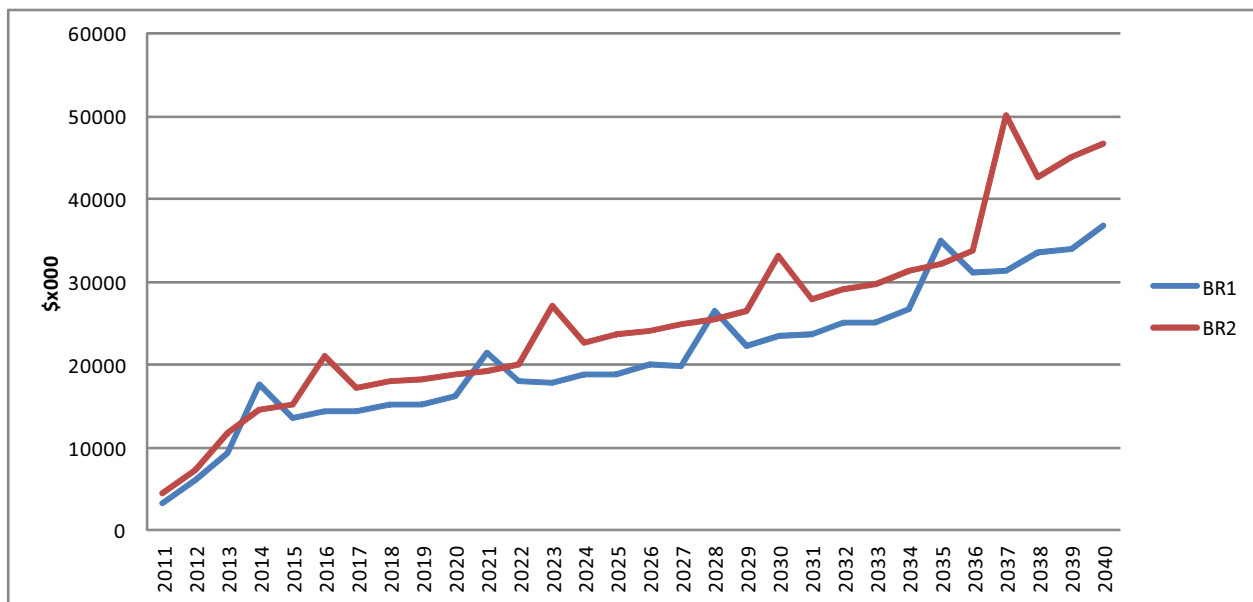
Figure 9:
Coal Units
Present Value Utility Cost Differentials vs. All New Build Plan
(PVUC New Build - PVUC Existing Unit)

	Present Value Utility Cost Differential with All New Build Plan (PVUC New Build - PVUC Existing Unit)									
	GH2	MC3	GH1	BR3	MC2	MC1	BR2	REF	BR1	
2011	\$0	\$0	\$0	\$0	\$0	\$0	\$0	\$0	\$0	\$0
2012	\$0	\$0	\$0	\$0	\$0	\$0	\$0	\$0	\$0	\$0
2013	\$0	\$0	\$0	\$0	\$0	\$0	\$0	\$0	\$0	\$0
2014	\$0	\$0	\$0	\$0	\$0	\$0	\$0	\$0	\$0	\$0
2015	\$0	\$0	\$0	\$0	\$0	\$0	\$0	\$0	\$0	\$0
2016	\$0	\$0	\$0	\$0	\$0	\$0	\$0	\$0	\$0	\$0
2017	\$0	\$0	\$0	\$0	\$0	\$0	\$0	\$0	\$0	\$0
2018	\$0	\$0	\$0	\$0	\$0	\$0	\$0	\$0	\$0	\$0
2019	\$0	\$0	\$0	\$0	\$0	\$0	\$0	\$0	\$0	\$0
2020	\$0	\$0	\$0	\$0	\$0	\$0	\$0	\$0	\$0	\$0
2021	\$0	\$0	\$0	\$0	\$0	\$0	\$0	\$0	\$0	\$0
2022	\$51,668	\$44,910	\$37,532	\$32,844	\$29,826	\$22,299	\$6,602	\$0	\$1,272	\$0
2023	\$45,700	\$46,908	\$39,271	\$30,512	\$32,933	\$15,432	\$3,602	\$0	\$2,484	\$0
2024	\$49,840	\$54,284	\$34,342	\$32,091	\$38,421	\$22,521	\$7,234	\$0	\$1,839	\$0
2025	\$37,146	\$36,882	\$29,791	\$24,621	\$30,534	\$10,536	\$3,356	\$0	\$600	\$0
2026	\$31,021	\$35,547	\$26,178	\$22,200	\$25,963	\$14,478	\$3,569	\$0	\$70	\$0
2027	\$36,201	\$32,981	\$27,601	\$23,420	\$22,269	\$9,717	\$2,951	\$0	\$633	\$0
2028	\$32,573	\$25,923	\$24,322	\$22,564	\$16,287	\$14,382	\$3,131	\$0	(\$1,445)	\$0
2029	\$34,203	\$17,955	\$23,486	\$22,301	\$13,524	\$14,516	\$2,390	\$0	\$345	\$0
2030	\$30,682	\$25,187	\$24,260	\$19,883	\$11,290	\$13,935	(\$334)	\$0	(\$444)	\$0
2031	\$32,345	\$17,077	\$20,405	\$21,033	\$13,298	\$8,950	\$2,193	\$0	\$61	\$0
2032	\$28,575	\$24,190	\$22,750	\$20,113	\$10,811	\$13,252	\$1,470	\$0	(\$779)	\$0
2033	\$21,562	\$15,027	\$16,359	\$15,956	\$9,424	\$6,285	\$570	\$0	(\$888)	\$0
2034	\$24,421	\$18,663	\$16,892	\$15,235	\$7,933	\$8,726	(\$394)	\$0	(\$1,603)	\$0
2035	\$21,811	\$18,745	\$14,468	\$14,471	\$8,956	\$5,324	(\$632)	\$0	(\$3,072)	\$0
2036	\$22,568	\$17,688	\$12,629	\$13,427	\$8,623	\$7,906	(\$1,430)	\$0	(\$2,524)	\$0
2037	\$19,798	\$12,293	\$13,380	\$10,026	\$8,361	\$7,735	(\$4,650)	\$0	(\$2,389)	\$0
2038	\$20,643	\$16,786	\$10,313	\$10,429	\$6,388	\$6,617	(\$3,652)	\$0	(\$3,059)	\$0
2039	\$15,664	\$9,661	\$8,879	\$7,307	\$5,530	\$1,708	(\$4,913)	\$0	(\$3,545)	\$0
2040	\$10,508	\$12,796	\$5,870	\$5,393	\$3,770	\$3,306	(\$5,343)	\$0	(\$4,098)	\$0

Figure 10:
Coal Units
Accumulated PV Utility Cost from First Year with a Negative Differential

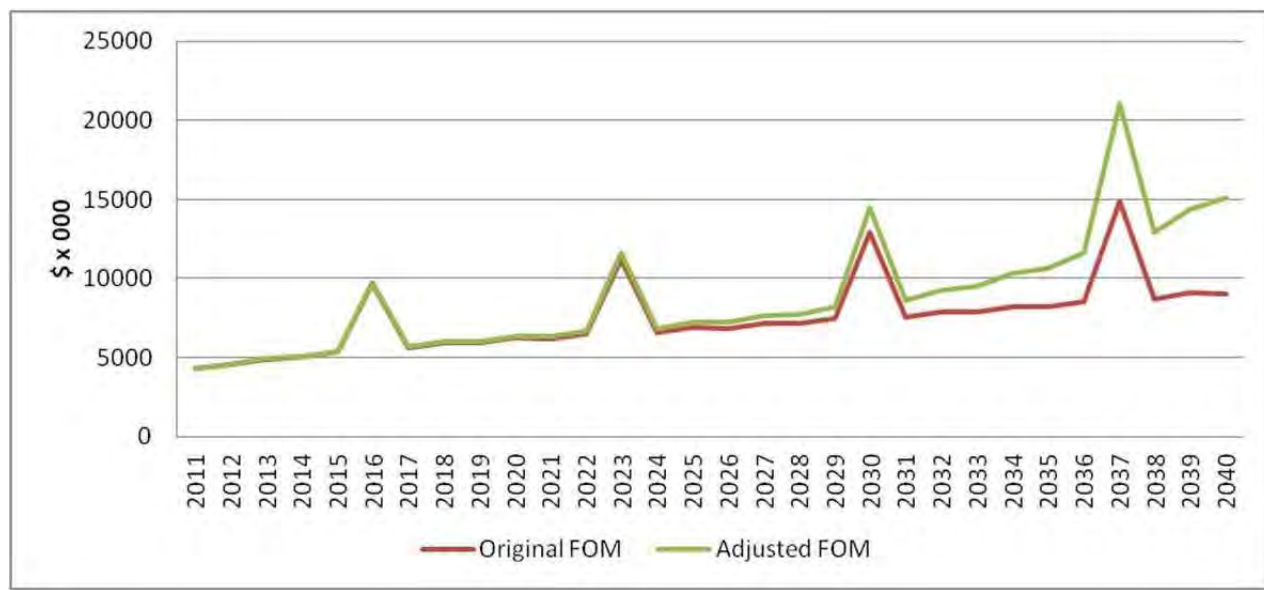
	Accumulated PV Utility Cost from First Year with a Negative Differential								
	GH2	MC3	GH1	BR3	MC2	MC1	BR2	REF	BR1
2011									
2012									
2013									
2014									
2015									
2016									
2017									
2018									
2019									
2020									
2021									
2022									
2023									
2024									
2025									
2026									
2027									
2028									(\$1,445)
2029									(\$1,100)
2030							(\$334)		(\$1,544)
2031									(\$1,483)
2032									(\$2,262)
2033									(\$3,150)
2034							(\$394)		(\$4,753)
2035							(\$1,026)		(\$7,825)
2036							(\$2,456)		(\$10,349)
2037							(\$7,106)		(\$12,738)
2038							(\$10,758)		(\$15,797)
2039							(\$15,671)		(\$19,342)
2040							(\$21,014)		(\$23,440)

**Figure 11:
Total Fixed Cost Assumption
Brown 1 and 2**



Figures 12 through 14 show an example of the progression from the original input assumptions to the adjusted assumptions used in the analysis. This particular example is taken from Brown 2. Figure 12 shows the original FOM assumptions for Brown 2 along with the resulting adjusted values using the [REDACTED]

**Figure 12:
Fixed O&M Assumption
Brown 2**



CONFIDENTIAL INFORMATION REDACTED

Figure 13 shows the original CapEx stream for Brown 2 along with the adjusted [REDACTED] stream for the same data. The large expenses in 2012 through 2014 correspond with capital for new environmental controls.

**Figure 13:
CAPEX Assumption
Brown 2**

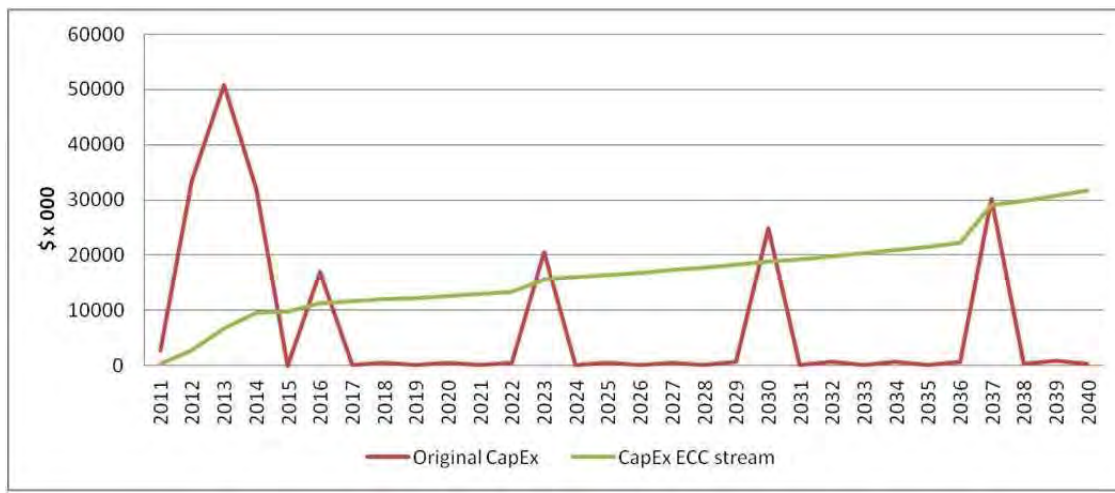
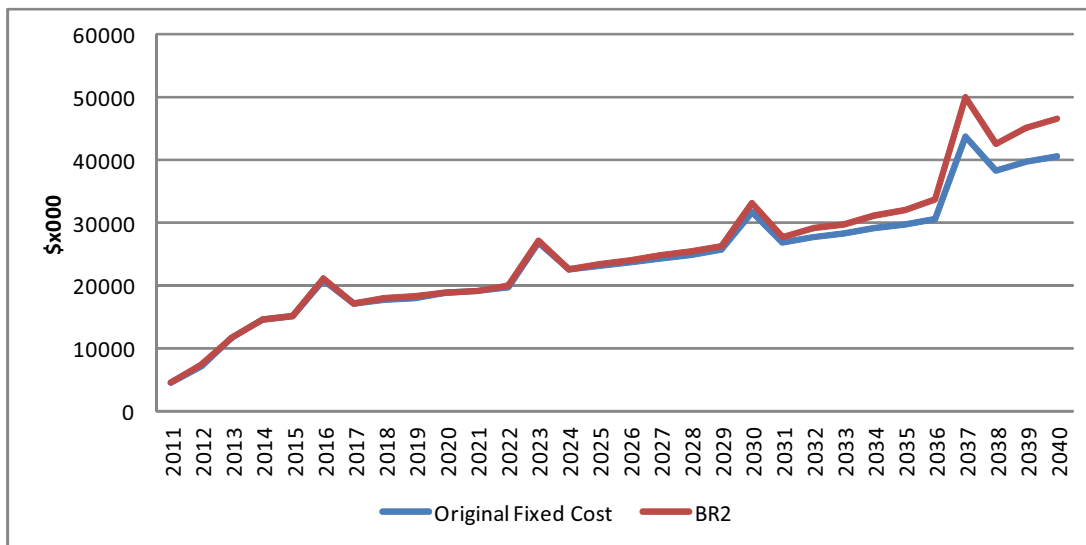


Figure 14 shows the original total fixed cost stream for Brown 2 along with the adjusted stream for the same data. The total fixed cost is the sum of the CapEx and the FOM streams.

**Figure 14:
Total Assumption
Brown 2**



Since the 2007 Life Assessment Study, operating costs of existing coal units have increased due to capital investments for new environmental controls and associated consumables. However, increases in capital costs of replacement capacity more than offset these increases in consumables, resulting in longer useful economic lives for existing coal units.

VI. Results – Gas Units

The results of the life assessment study of the gas fired units are presented in Figures 15, 16, and 17. Figure 15 shows the differential in cost on a nominal basis. Figure 16 shows the present value of the same differentials. Figure 17 shows the present value sums accumulated from where the differential streams turn negative. Trimble County 5-10 and Paddy’s Run 13 show that they are not candidates for retirement before the end of 2040. In each year over the study horizon, the differentials with the Reference Plan are greater than zero, which indicates that these units would not reach the end of their economic lives until sometime after 2040.

The Brown CTs show a different pattern than the Trimble County and Paddy’s Run units. The results for Brown 5, 6, 7, and 11 indicate that these units may reach the end of their economic lives in the last four years of the study. The year indicated as the end of economic life is dependent on the stream of the fixed cost assumptions. Brown 5 shows a retirement year of 2040 due to an increase in total fixed cost from \$4.9M to \$26M. Brown 6 shows a retirement year of 2037 due to an increase in the total fixed cost in that year from \$9.4M to \$20.6M. This trend is repeated for Brown 7 in 2038 with an increase of \$15.5M, and Brown 11 in 2035 with an increase of \$10M. The timing of the overhaul and associated O&M and CapEx outlays affect the forecasted economic lives of each unit.

An in-depth analysis of the results shows that the main reason for these increases is the CapEx streams. Figure 18 shows the total fixed costs for Brown 5, 6, 7, and 11. Figure 19 shows the same assumptions for Brown 8, 9 and 10. Although Brown 8, 9, and 10 show increases in fixed costs, these increases are approximately a third of the forecasted increases for Brown 5, 6,

7, and 11 due to the timing of their expected outages. This lower level of fixed costs results in these units remaining more cost effective than the potential replacement capacity. Charnas

Figure 15:
Nominal Utility Cost Differentials vs. All New Build Plan
(Nominal New Build - Nominal Existing Unit)

	Present Value Utility Cost Differential with All New Build Plan (PVUC New Build - PVUC Existing Unit)														
	TC6	TC10	TC8	TC9	TC7	TC5	PD13	BR11	BR5	BR6	BR8	BR7	BR10	BR9	REF
2011	\$0	\$0	\$0	\$0	\$0	\$0	\$0	\$0	\$0	\$0	\$0	\$0	\$0	\$0	\$0
2012	\$0	\$0	\$0	\$0	\$0	\$0	\$0	\$0	\$0	\$0	\$0	\$0	\$0	\$0	\$0
2013	\$0	\$0	\$0	\$0	\$0	\$0	\$0	\$0	\$0	\$0	\$0	\$0	\$0	\$0	\$0
2014	\$0	\$0	\$0	\$0	\$0	\$0	\$0	\$0	\$0	\$0	\$0	\$0	\$0	\$0	\$0
2015	\$0	\$0	\$0	\$0	\$0	\$0	\$0	\$0	\$0	\$0	\$0	\$0	\$0	\$0	\$0
2016	\$0	\$0	\$0	\$0	\$0	\$0	\$0	\$0	\$0	\$0	\$0	\$0	\$0	\$0	\$0
2017	\$16,495	\$16,536	\$8,953	\$16,384	\$16,352	\$7,840	\$12,103	\$11,508	\$10,561	\$5,027	\$11,452	\$13,415	\$10,024	\$9,753	\$0
2018	\$16,216	\$16,257	\$15,839	\$9,495	\$9,464	\$14,686	\$2,100	\$11,026	\$10,193	\$11,201	\$10,980	\$5,194	\$9,616	\$9,341	\$0
2019	\$16,607	\$10,341	\$16,221	\$16,098	\$16,062	\$15,034	\$12,314	\$11,678	\$11,163	\$11,306	\$10,551	\$10,727	\$8,981	\$8,445	\$0
2020	\$16,027	\$15,556	\$15,630	\$15,504	\$15,465	\$14,409	\$12,375	\$11,441	\$4,844	\$10,715	\$11,423	\$10,500	\$9,806	\$8,057	\$0
2021	\$17,082	\$16,729	\$16,842	\$16,714	\$16,670	\$15,578	\$13,063	\$12,300	\$9,295	\$11,948	\$4,275	\$10,448	\$10,668	\$6,706	\$0
2022	\$10,646	\$16,907	\$16,845	\$16,892	\$16,840	\$15,528	\$13,229	\$11,565	\$8,529	\$12,291	\$9,837	\$11,450	\$9,875	\$7,529	\$0
2023	\$17,459	\$17,561	\$9,927	\$17,357	\$17,298	\$8,585	\$13,357	\$13,088	\$9,900	\$12,646	\$9,577	\$11,776	\$11,396	\$2,847	\$0
2024	\$18,505	\$18,609	\$18,040	\$8,898	\$8,844	\$16,612	\$13,053	\$13,670	\$8,332	\$12,177	\$9,158	\$11,278	\$1,436	\$8,935	\$0
2025	\$15,764	\$13,889	\$15,290	\$15,126	\$15,061	\$13,846	\$9,985	\$12,247	\$10,421	\$12,254	\$9,262	\$11,325	\$7,143	\$7,015	\$0
2026	\$16,197	\$15,662	\$15,710	\$15,543	\$15,469	\$14,208	\$13,108	\$6,587	\$10,606	\$12,525	\$9,241	\$11,317	\$7,071	\$7,677	\$0
2027	\$16,537	\$16,116	\$16,273	\$16,102	\$16,019	\$14,707	\$13,410	\$9,048	\$10,775	\$6,111	\$9,932	\$11,822	\$7,709	\$7,921	\$0
2028	\$12,858	\$16,867	\$16,773	\$16,849	\$16,754	\$15,124	\$13,708	\$9,293	\$10,795	\$9,254	\$10,288	\$3,422	\$8,037	\$8,255	\$0
2029	\$17,331	\$17,577	\$12,170	\$17,286	\$17,179	\$10,491	\$14,021	\$9,564	\$11,035	\$9,487	\$10,689	\$7,442	\$7,495	\$7,720	\$0
2030	\$17,773	\$18,477	\$17,805	\$11,262	\$11,158	\$15,966	\$14,350	\$9,822	\$5,381	\$9,144	\$9,930	\$7,724	\$8,744	\$8,976	\$0
2031	\$18,397	\$12,095	\$18,442	\$18,038	\$17,898	\$16,500	\$13,715	\$10,078	\$11,353	\$10,020	\$11,504	\$7,051	\$9,070	\$8,033	\$0
2032	\$19,227	\$19,429	\$19,289	\$18,876	\$18,713	\$17,203	(\$51)	\$8,753	\$9,518	\$10,358	(\$1,176)	\$8,062	\$7,772	\$8,813	\$0
2033	\$16,718	\$17,039	\$17,175	\$16,751	\$16,607	\$15,114	\$13,845	\$9,075	\$11,931	\$9,427	\$5,130	\$7,072	\$8,328	\$47	\$0
2034	\$13,393	\$17,494	\$17,209	\$17,191	\$17,032	\$15,246	\$13,956	\$9,098	\$11,488	\$9,149	\$4,967	\$6,712	(\$1,577)	\$2,440	\$0
2035	\$16,443	\$18,058	\$13,125	\$17,270	\$17,099	\$11,046	\$14,156	\$9,082	\$12,037	\$9,517	\$4,607	\$6,990	\$1,673	\$1,754	\$0
2036	\$16,932	\$18,685	\$17,054	\$12,260	\$12,108	\$14,850	\$14,169	(\$3,555)	\$12,191	\$9,476	\$5,503	\$6,371	\$874	\$2,555	\$0
2037	\$17,665	\$12,805	\$17,643	\$16,968	\$17,058	\$15,288	\$14,175	\$195	\$12,130	(\$6,051)	\$4,478	\$6,716	\$1,721	\$2,558	\$0
2038	\$18,094	\$18,538	\$18,544	\$17,852	\$17,676	\$15,683	\$11,449	(\$57)	\$12,003	(\$1,158)	\$5,577	(\$14,071)	\$1,645	\$2,510	\$0
2039	\$17,695	\$18,725	\$19,303	\$18,596	\$18,464	\$16,364	\$9,102	\$476	\$14,246	(\$403)	\$6,896	(\$7,159)	\$2,330	\$3,200	\$0
2040	\$1,923	\$2,777	\$2,686	\$2,754	\$2,742	\$2,235	\$1,897	\$20	(\$1,247)	(\$177)	\$1,034	(\$1,107)	\$440	\$567	\$0

Figure 16:
Gas Units
Present Value Utility Cost Differentials vs. All New Build Plan
(PVUC New Build - PVUC Existing Unit)

	Present Value Utility Cost Differential with All New Build Plan (PVUC New Build - PVUC Existing Unit)																	REF
	TC6	TC10	TC8	TC9	TC7	TC5	PD13	BR11	BR5	BR6	BR8	BR7	BR10	BR9			REF	
2011	\$0	\$0	\$0	\$0	\$0	\$0	\$0	\$0	\$0	\$0	\$0	\$0	\$0	\$0	\$0	\$0	\$0	
2012	\$0	\$0	\$0	\$0	\$0	\$0	\$0	\$0	\$0	\$0	\$0	\$0	\$0	\$0	\$0	\$0	\$0	
2013	\$0	\$0	\$0	\$0	\$0	\$0	\$0	\$0	\$0	\$0	\$0	\$0	\$0	\$0	\$0	\$0	\$0	
2014	\$0	\$0	\$0	\$0	\$0	\$0	\$0	\$0	\$0	\$0	\$0	\$0	\$0	\$0	\$0	\$0	\$0	
2015	\$0	\$0	\$0	\$0	\$0	\$0	\$0	\$0	\$0	\$0	\$0	\$0	\$0	\$0	\$0	\$0	\$0	
2016	\$0	\$0	\$0	\$0	\$0	\$0	\$0	\$0	\$0	\$0	\$0	\$0	\$0	\$0	\$0	\$0	\$0	
2017	\$10,470	\$10,495	\$5,683	\$10,399	\$10,379	\$4,976	\$7,682	\$7,304	\$6,703	\$3,190	\$7,268	\$8,515	\$6,362	\$6,190	\$0	\$0	\$0	
2018	\$9,645	\$9,670	\$9,421	\$5,647	\$5,629	\$8,735	\$1,249	\$6,558	\$6,063	\$6,662	\$6,531	\$3,089	\$5,719	\$5,556	\$0	\$0	\$0	
2019	\$9,257	\$5,764	\$9,041	\$8,973	\$8,953	\$8,380	\$6,864	\$6,509	\$6,222	\$6,302	\$5,881	\$5,979	\$5,006	\$4,707	\$0	\$0	\$0	
2020	\$8,371	\$8,125	\$8,164	\$8,098	\$8,078	\$7,526	\$6,464	\$5,976	\$2,530	\$5,597	\$5,967	\$5,485	\$5,122	\$4,209	\$0	\$0	\$0	
2021	\$8,362	\$8,189	\$8,244	\$8,182	\$8,160	\$7,625	\$6,394	\$6,021	\$4,550	\$5,849	\$2,093	\$5,114	\$5,222	\$3,283	\$0	\$0	\$0	
2022	\$4,883	\$7,755	\$7,727	\$7,748	\$7,725	\$7,123	\$6,068	\$5,305	\$3,912	\$5,638	\$4,512	\$5,252	\$4,530	\$3,454	\$0	\$0	\$0	
2023	\$7,505	\$7,549	\$4,267	\$7,461	\$7,436	\$3,690	\$5,742	\$5,626	\$4,256	\$5,436	\$4,117	\$5,062	\$4,899	\$1,224	\$0	\$0	\$0	
2024	\$7,454	\$7,496	\$7,267	\$3,585	\$3,563	\$6,692	\$5,258	\$5,507	\$3,356	\$4,905	\$3,689	\$4,543	\$678	\$3,599	\$0	\$0	\$0	
2025	\$5,951	\$5,243	\$5,772	\$5,710	\$5,686	\$5,227	\$3,769	\$4,623	\$3,934	\$4,626	\$3,496	\$4,275	\$2,697	\$2,648	\$0	\$0	\$0	
2026	\$5,730	\$5,541	\$5,558	\$5,498	\$5,473	\$5,026	\$4,637	\$2,330	\$3,752	\$4,431	\$3,269	\$4,004	\$2,502	\$2,716	\$0	\$0	\$0	
2027	\$5,482	\$5,343	\$5,395	\$5,338	\$5,311	\$4,876	\$4,446	\$3,000	\$3,572	\$2,026	\$3,293	\$3,919	\$2,556	\$2,626	\$0	\$0	\$0	
2028	\$3,995	\$5,240	\$5,211	\$5,235	\$5,205	\$4,699	\$4,259	\$2,887	\$3,354	\$2,875	\$3,196	\$1,063	\$2,497	\$2,565	\$0	\$0	\$0	
2029	\$5,046	\$5,117	\$3,543	\$5,033	\$5,001	\$3,054	\$4,082	\$2,784	\$3,213	\$2,762	\$3,112	\$2,167	\$2,182	\$2,247	\$0	\$0	\$0	
2030	\$4,849	\$5,041	\$4,858	\$3,073	\$3,044	\$4,356	\$3,915	\$2,680	\$1,468	\$2,495	\$2,709	\$2,107	\$2,386	\$2,449	\$0	\$0	\$0	
2031	\$4,704	\$3,092	\$4,715	\$4,612	\$4,576	\$4,219	\$3,507	\$2,577	\$2,903	\$2,562	\$2,941	\$1,803	\$2,319	\$2,054	\$0	\$0	\$0	
2032	\$4,607	\$4,655	\$4,622	\$4,523	\$4,484	\$4,122	(\$12)	\$2,097	\$2,280	\$2,482	(\$282)	\$1,932	\$1,862	\$2,111	\$0	\$0	\$0	
2033	\$3,754	\$3,826	\$3,856	\$3,761	\$3,729	\$3,394	\$3,109	\$2,038	\$2,679	\$2,117	\$1,152	\$1,588	\$1,870	\$10	\$0	\$0	\$0	
2034	\$2,818	\$3,681	\$3,621	\$3,617	\$3,584	\$3,208	\$2,937	\$1,914	\$2,417	\$1,925	\$1,045	\$1,412	(\$332)	\$513	\$0	\$0	\$0	
2035	\$3,242	\$3,561	\$2,588	\$3,405	\$3,372	\$2,178	\$2,791	\$1,791	\$2,374	\$1,877	\$909	\$1,378	\$330	\$346	\$0	\$0	\$0	
2036	\$3,129	\$3,453	\$3,151	\$2,265	\$2,237	\$2,744	\$2,618	(\$657)	\$2,253	\$1,751	\$1,017	\$1,177	\$161	\$472	\$0	\$0	\$0	
2037	\$3,059	\$2,217	\$3,055	\$2,938	\$2,954	\$2,647	\$2,455	\$34	\$2,101	(\$1,048)	\$775	\$1,163	\$298	\$443	\$0	\$0	\$0	
2038	\$2,936	\$3,008	\$3,009	\$2,897	\$2,868	\$2,545	\$1,858	(\$9)	\$1,948	(\$188)	\$905	(\$2,283)	\$267	\$407	\$0	\$0	\$0	
2039	\$2,691	\$2,848	\$2,935	\$2,828	\$2,808	\$2,489	\$1,384	\$72	\$2,166	(\$61)	\$1,049	(\$1,089)	\$354	\$487	\$0	\$0	\$0	
2040	\$1,923	\$2,777	\$2,686	\$2,754	\$2,742	\$2,235	\$1,897	\$20	(\$1,247)	(\$177)	\$1,034	(\$1,107)	\$440	\$567	\$0	\$0	\$0	

Figure 17:
Gas Units
Accumulated PV Utility Cost from First Year with a Negative Differential

	Accumulated PV Utility Cost from First Year with a Negative Differential													
	TC6	TC8	TC9	TC7	TC5	PD13	BR11	BR5	BR6	BR8	BR7	BR10	BR9	REF
2011														
2012														
2013														
2014														
2015														
2016														
2017														
2018														
2019														
2020														
2021														
2022														
2023														
2024														
2025														
2026														
2027														
2028														
2029														
2030														
2031														
2032						(\$12)				(\$282)				
2033														
2034												(\$332)		
2035														
2036														
2037							(\$657)		(\$1,048)					
2038									(\$1,236)				(\$2,283)	
2039									(\$1,297)				(\$1,235)	
2040								(\$1,247)	(\$1,474)				(\$201)	

Figure 18
Fixed Cost Assumptions
Brown 5, 6, 7 and 11

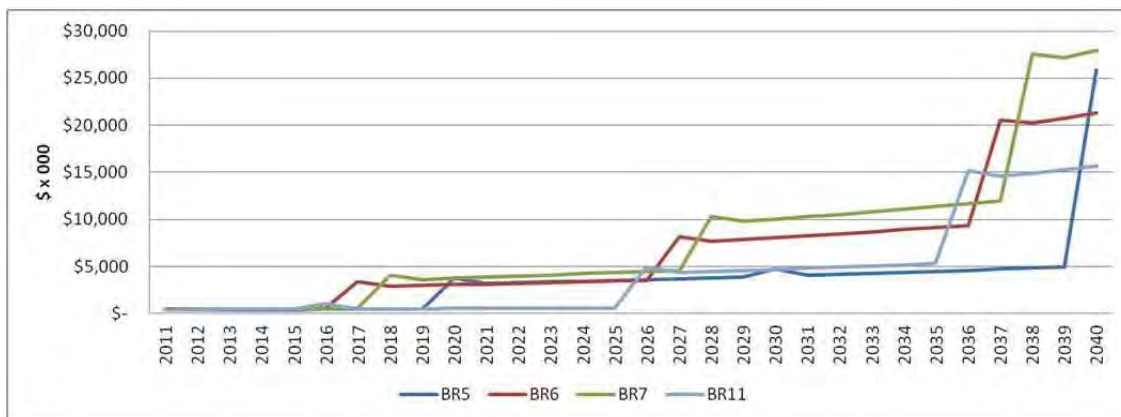
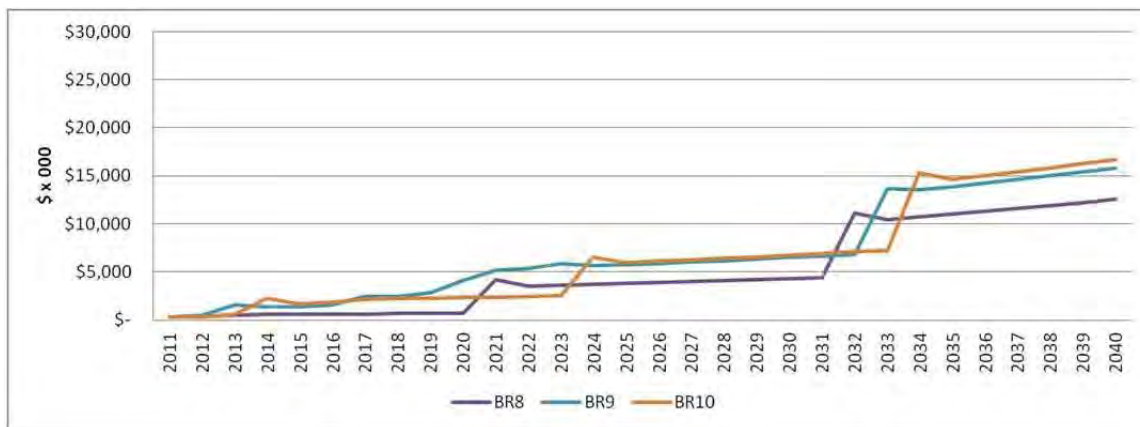


Figure 19
Fixed Cost Assumptions
Brown 8, 9 and 10



VII. Results – Secondary CTs

Finally, there is a class of smaller generating units that are called Secondary CTs. These smaller peaking units include Haefling 1-3, Cane Run 11, Paddy's Run 11 & 12, and Zorn 1 and range in size from 12 to 23 MW (see Figure 2). A high percentage of the time, the Primary CTs fulfill the peak load needs of the Companies. These seven Secondary CT units are older gas-fired units that are beyond their expected economic lives in terms of operations. The primary role for several of these Secondary CT units is to provide black-start capabilities for the system. They have very high heat rates and operating costs and for the most part, are used to serve load only during extreme peak conditions. Because they are operated infrequently, these units have no ongoing FOM or CapEx. These units were analyzed against the gas fired deferral units in the Reference Plan. Since they do not have any fixed costs forecasted or modeled and they generate at very low capacity factors, they never incur significant costs and therefore do not reach the end of their economic lives within the study period.

Figure 20 shows the Nominal Value Utility Cost Differentials between the Reference Plan and the Secondary CTs. Since these are nominal values, they can be interpreted to be the amount that could be spent on these units in any given year before the overall cost differential would go negative. In any given year, LG&E-KU can spend up to that nominal amount before it would be more economical to retire the units.

Figure 20:
Secondary CTs
Nominal Utility Cost Differentials vs. All New Build Plan
(PVUC New Build - PVUC Existing Unit)

	Nominal Utility Cost Differential with All New Build Plan (New Build - Existing Unit)					
	PD11	ZN1	CR11	PD12	HF13	REF
2011	\$0	\$0	\$0	\$0	\$0	\$0
2012	\$0	\$0	\$0	\$0	\$0	\$0
2013	\$0	\$0	\$0	\$0	\$0	\$0
2014	\$0	\$0	\$0	\$0	\$0	\$0
2015	\$0	\$0	\$0	\$0	\$0	\$0
2016	\$0	\$0	\$0	\$0	\$0	\$0
2017	\$3,899	\$3,899	\$3,739	\$3,109	\$2,084	\$0
2018	\$2,868	\$2,868	\$2,752	\$2,302	\$1,573	\$0
2019	\$3,058	\$3,058	\$2,947	\$2,540	\$1,877	\$0
2020	\$2,097	\$2,097	\$2,063	\$2,002	\$1,854	\$0
2021	\$4,441	\$4,441	\$4,321	\$3,886	\$3,214	\$0
2022	\$4,353	\$4,353	\$4,216	\$3,795	\$3,058	\$0
2023	\$4,925	\$4,925	\$4,743	\$4,153	\$3,158	\$0
2024	\$6,159	\$6,159	\$5,880	\$4,902	\$3,321	\$0
2025	\$1,814	\$1,814	\$1,880	\$2,399	\$3,024	\$0
2026	\$1,980	\$1,980	\$2,026	\$2,494	\$3,022	\$0
2027	\$2,276	\$2,276	\$2,276	\$2,744	\$3,161	\$0
2028	\$2,871	\$2,871	\$2,808	\$3,043	\$3,095	\$0
2029	\$3,344	\$3,344	\$3,239	\$3,326	\$3,140	\$0
2030	\$4,176	\$4,176	\$3,990	\$3,764	\$3,113	\$0
2031	\$4,604	\$4,604	\$4,383	\$4,048	\$3,228	\$0
2032	\$5,450	\$5,450	\$5,146	\$4,462	\$3,150	\$0
2033	\$2,137	\$2,137	\$2,099	\$2,720	\$3,152	\$0
2034	\$2,380	\$2,380	\$2,310	\$2,835	\$3,100	\$0
2035	\$2,754	\$2,754	\$2,641	\$3,003	\$3,022	\$0
2036	\$3,236	\$3,236	\$3,080	\$3,261	\$3,027	\$0
2037	\$3,827	\$3,827	\$3,623	\$3,557	\$3,016	\$0
2038	\$4,544	\$4,544	\$4,294	\$3,929	\$3,063	\$0
2039	\$2,493	\$2,493	\$2,365	\$3,221	\$3,482	\$0
2040	\$2,671	\$2,671	\$2,514	\$3,312	\$3,437	\$0

VIII. Summary

Ventyx Inc. performed a Life Assessment of a number of LG&E and KU's generating assets to determine the effective useful economic lives of these assets. Newer units whose ages were not projected to reach a "nominal" end of operating life (60 years for coal fired generation and 30 years for gas fired generation) were not considered in this analysis. Likewise, none of LG&E and KU's hydro generation assets were considered in this analysis because previous asset economic life expectancy analysis has demonstrated that once the initial high cost of constructing the associated dam and reservoir are made, the actual operations and maintenance costs of the generators are relatively minor as compared to gas or coal fired replacement generation.

For the generating units analyzed, this study was divided into three parts: coal fired units, gas fired units, and a group of older units referred to collectively as Secondary CTs. Figure 21 summarizes the results of this Life Assessment for LG&E and KU's coal fired assets. The analysis projected an end of economic life for only two of the eight coal-fired units examined: Brown 1 and Brown 2. For the remaining coal fired units, the analysis showed no economic retirement date within the study horizon (2011 through 2040).

Figure 21:

Coal Fired Generating Assets	
Unit Name	Projected End of Economic Life
Brown 1	2028
Brown 2	2034
Brown 3	2040 +
Ghent 1	2040 +
Ghent 2	2040 +
Mill Creek 1	2040 +
Mill Creek 2	2040 +
Mill Creek 3	2040 +

The assessment of the economics of continuing to operate LG&E and KU's gas fired generating assets (Brown 5-11, Paddy's Run 13, and Trimble County 5-10) indicates that although all of these assets will pass the 30th year of operations during the study horizon, only four of these units show potential economic losses from continued operations during that time period. The results for Brown 5, 6, 7, and 11 indicate that these units may reach the end of their economic lives near the end of the study horizon – from eight to ten years beyond their 30th anniversaries of commercial operation. These dates are shown in Figure 22. Brown units 8, 9, and 10 which would reach 40 years of age in 2035 do not show an end of economic life before the end of the study horizon. These units do not have O&M costs or CapEx projections that show significant increases in the out years of the study horizon that appear to drive the potential retirement of the other Brown units. Without these cost

increases, these units can be expected to remain economic throughout the study horizon. The remaining gas fired units (Paddy's Run 13, and Trimble County 5-10) also do not show an end of economic life through 2040.

Figure 22:


Gas Fired Generating Assets	
Unit Name	Projected End of Economic Life
Brown 5	2040
Brown 6	2037
Brown 7	2038
Brown 8	2040 +
Brown 9	2040 +
Brown 10	2040 +
Brown 11	2036
Paddy's Run 13	2040 +
Trimble County 5	2036
Trimble County 6	2040 +
Trimble County 7	2036
Trimble County 8	2040 +
Trimble County 9	2036
Trimble County 10	2040 +

Finally, the seven Secondary CTs (Haefling 1-3, Cane Run 11, Paddy's Run 11 & 12, and Zorn 1) did not show an end of economic life within the study horizon. The primary reasons for this, despite all of these units being currently well past their original life expectancies (nominally 30 years for a gas fired unit), are the minimal operations and maintenance costs projected for these units, a lack of any significant periodic maintenance cost increases similar to all the other units examined, and a forecast for no CapEx on these assets over the entire study horizon. These results suggest a unique situation whereby these units are retained only for their black-start and capacity reserve purposes with absolutely minimal generation operations until and unless they experience a catastrophic failure that results in any significant cost to repair the unit. A table of nominal cost differentials vs. gas fired replacement generation is provided in Figure 20. These nominal cost differentials should be interpreted as the maximum threshold for expenditures in any one year that would result in the resource remaining economically viable. Nevertheless, it would be prudent to begin planning for the replacement of this 99 MW of generation capacity at some point over the next ten to fifteen years to avoid a situation where the company actually needs some portion of that capacity and it was unavailable due to a catastrophic failure resulting in a greater than economic threshold cost to repair.

Appendices:


CONFIDENTIAL INFORMATION REDACTED

Charnas




CONFIDENTIAL INFORMATION REDACTED

Charnas




CONFIDENTIAL INFORMATION REDACTED

Charnas




CONFIDENTIAL INFORMATION REDACTED




CONFIDENTIAL INFORMATION REDACTED

Charnas




CONFIDENTIAL INFORMATION REDACTED

Charnas




CONFIDENTIAL INFORMATION REDACTED

Charnas




CONFIDENTIAL INFORMATION REDACTED

Charnas




CONFIDENTIAL INFORMATION REDACTED

Charnas



CONFIDENTIAL INFORMATION REDACTED

Charnas



Wiseman, Sara

From: Leichty, Doug
Sent: Thursday, July 26, 2012 10:59 AM
To: Wilson, Stuart; Wiseman, Sara; 'Spanos, John J.'; Riggs, Eric
Cc: Schram, Chuck; Revlett, Gary; Tummonds, David; Burns, Kyle; Conroy, Robert; Charnas, Shannon
Subject: RE: VASCC Data Request Set #2
Attachments: 2nd Data Request Ver 3.docx; Q-1_LGE-KU Life Assessment Report Feb 2012 _CONFIDENTIAL.docx; Q-8_Journal Entry Acct 333 COR.pdf

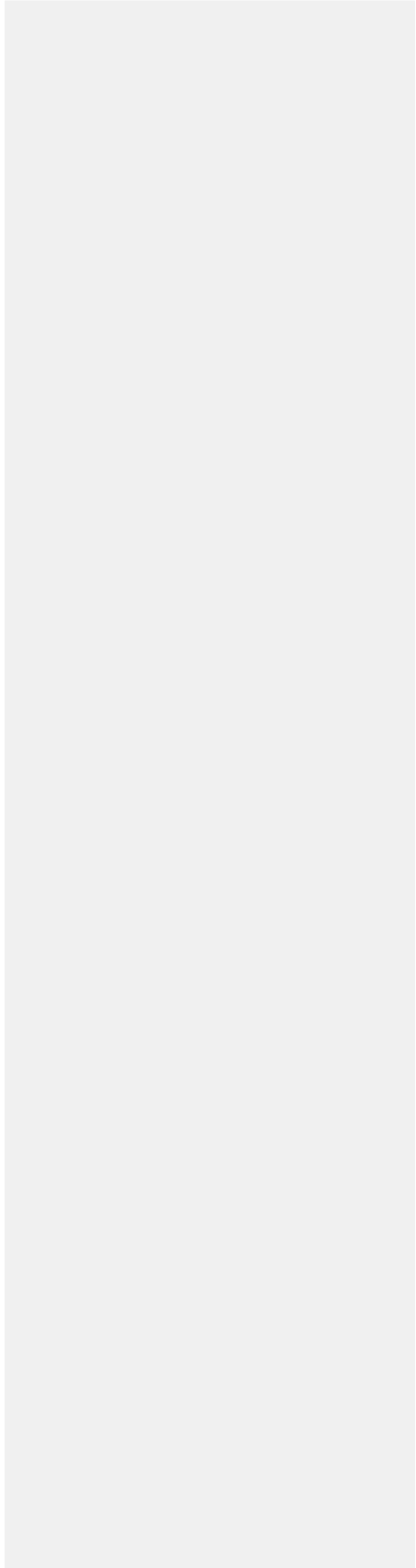
Attached are the draft responses to the Set 2 depreciation study data requests. Please review and comment by Noon, Friday, July 27th. I plan to file Friday afternoon.

Thanks,
Doug

COMMONWEALTH OF VIRGINIA
BEFORE THE
STATE CORPORATION COMMISSION

KENTUCKY UTILITIES COMPANY)
D/B/A/ OLD DOMINION POWER COMPANY)
)
Depreciation Study as of December 31, 2011)

RESPONSE TO
DATA REQUEST BY
THE STAFF OF THE STATE CORPORATION COMMISSION
SECOND SET
DATED JULY 20, 2012



**KENTUCKY UTILITIES COMPANY
D/B/A OLD DOMINION POWER COMPANY**

**Response to Data Request
By the Staff of the State Corporation Commission (Second Set)
Dated July 20, 2012**

Question No. 1

- Q-1. Please provide a copy of the Ventyx study, “An Economic Life Assessment Study of Generating Assets LG&E and KU”.
- A-1. Please see the attached file “Q-1_LGE-KU Life Assessment Report Feb 2012_CONFIDENTIAL.docx”. The Company respectfully requests the VASCC Staff to treat the attached information as confidential and not to disclose to any other parties without the prior written consent of the Company.

**KENTUCKY UTILITIES COMPANY
D/B/A OLD DOMINION POWER COMPANY**

CASE NO. PUE 2012-00031

**Response to Data Request
By the Staff of the State Corporation Commission (Second Set)
Dated July 20, 2012**

Question No. 2

- Q-2. Please identify and describe any current or planned systematic plant replacement programs.
- A-2. The Company does not have any aging infrastructure replacement programs with the exception for generation unit maintenance practices that include time and symptom-based guidelines for maintaining or replacing, as appropriate, measures to replace certain critical unit/station components before they fail. The Company maintains generating units in a way that is consistent with prudent utility practices.

**KENTUCKY UTILITIES COMPANY
D/B/A OLD DOMINION POWER COMPANY**

CASE NO. PUE 2012-00031

**Response to Data Request
By the Staff of the State Corporation Commission (Second Set)
Dated July 20, 2012**

Question No. 3

Q-3. The 2011 Integrated Resource Plan filed with the Virginia SCC in Case No. PUE-2011-00097 utilized the assumption of a 2016 retirement date for Green River Units 3 and 4. The depreciation study assumes a retirement year of 2015. Please reconcile these assumptions and explain which reflects the company's plans ~~A-3~~.

A-3. ~~The EPA was originally expected to publish its Utility MACT rule in the Federal Register on Nov 1, 2011. This would have established a Jan 1, 2015 rules compliance date for existing units (with the possibility of a one year delay to Jan 1, 2016). Given the uncertainty associated with the one year extension, LG&E and KU stated in their 2011 filings that the Cane Run, Green River, and Tyrone coal units would be retired 'by' 2016. For analysis purposes, In the 2011 Integrated Resource Plan filing, the retirement of the Cane Run, Green River, and Tyrone coal units these units~~ was assumed to coincide with a January 1, 2016 commissioning date for the natural gas combined cycle unit (Cane Run 7) that will be constructed at the Companies' Cane Run station. In the Ventyx study, "An Economic Life Assessment Study of Generating Assets of LG&E and KU," the Cane Run, Green River, and Tyrone coals units were assumed to retire "at the end of 2015" (see report at page 3). January 1, 2016 and "the end of 2015" are effectively the same dates.

On February 16, 2012, after the depreciation study was completed, the EPA published the Mercury and Air Toxic Standards (MATS) rule in the Federal Register. This action established an April 16, 2015 rules compliance date for existing units. Late in April 2012, based on an analysis of engineering, procurement, and construction bids for Cane Run 7, the Companies changed the commissioning date for Cane Run 7 from January 1, 2016 to May 1, 2015. Currently, the Companies are planning to retire the Cane Run, Green River, and Tyrone coal units on or before the commissioning date for Cane Run 7.

Comment [SAW1]: Ideally, we'd refer to 'depreciation study' here, but I'm not as familiar with it. Thought retirement of coal in depreciation study was also assumed to be 'end of 2015.'

**KENTUCKY UTILITIES COMPANY
D/B/A OLD DOMINION POWER COMPANY**

CASE NO. PUE 2012-00031

**Response to Data Request
By the Staff of the State Corporation Commission (Second Set)
Dated July 20, 2012**

Question No. 4

- Q-4. Please refer to page III-288 of the depreciation study. Trimble County Unit 2 shows \$31,069,802 of 1990 investment in Account 312 and the scrubber shows \$11,144,536 of 1990 investment in Account 312. Please explain what these 1990 investments represent. Do they reflect plant that was in service and being depreciated on the books?
- A-4. The 1990 investment in Account 312 represents joint use assets which are necessary to the operation of both Trimble County Unit 1 (TC1) and Trimble County Unit 2 (TC2). These assets were originally constructed and owned by [Louisville Gas and Electric Company \(LG&E\)](#) for use by TC1, which was placed into service in 1990. In 2009, LG&E transferred an ownership interest in these joint use assets to KU in order to achieve the appropriate ownership interests for TC2 between LG&E and KU. The joint use assets were originally classified as plant-in-service for LG&E and were being depreciated by LG&E. At the time of the transfer, KU recorded the joint use assets at LG&E's original cost with associated accumulated depreciation, as plant held for future use since TC2 was not yet in-service, and continued to depreciate the assets. KU recorded the joint use assets as plant-in-service in January 2011, when LG&E and KU took care, custody and control of TC2.

**KENTUCKY UTILITIES COMPANY
D/B/A OLD DOMINION POWER COMPANY**

CASE NO. PUE 2012-00031

**Response to Data Request
By the Staff of the State Corporation Commission (Second Set)
Dated July 20, 2012**

Question No. 5

- Q-5. Please explain the status of Green River Units 1 and 2 and Tyrone Units 1 and 2. They are shown on page II-27 of the depreciation study as having probable retirement years of 2004 and 2007, respectively, but still show investment in section III of the depreciation study.
- A-5. Green River Units 1 and 2 generating assets were retired in 2004. Tyrone Units 1 and 2 generating assets were retired in 2007. The retired units have a few assets, such as sump pumps and lighting, which remain in-service. These retired units also share a common building with the unit(s) still in-service at that location. These assets remain on the books assigned to the unit with which they were originally constructed.

Formatted: Justified

**KENTUCKY UTILITIES COMPANY
D/B/A OLD DOMINION POWER COMPANY**

CASE NO. PUE 2012-00031

**Response to Data Request
By the Staff of the State Corporation Commission (Second Set)
Dated July 20, 2012**

Question No. 6

- Q-6. For Account 312 Boiler Plant Equipment, please discuss the considerations and factors in developing the proposed net salvage percentages ranging from -10% to -15%. Are the proposed net salvage percentages for Boiler Plant Equipment designed to provide recovery for both interim retirements as well as ultimate retirement of the plants?
- A-6. The proposed net salvage estimates are designed to provide the recovery through depreciation rates of net salvage for both interim retirements and the ultimate retirement of the plants. The development of the net salvage percentages used for each steam production plant can be found on pages III-210 through III-211 of the depreciation study.

The retirement amounts forecast to be terminal and interim retirements, shown in columns 2 and 5 for each generating facility, are based on the interim survivor curve estimates for each plant account and the probable retirement date used in the study for each generating station. For terminal net salvage, an estimate of (10) percent was used for each steam production generating station, based on judgment incorporating the experience of other utilities, terminal net salvage estimates for other depreciation studies, and the anticipated and experienced costs of Kentucky Utilities and its affiliate company, Louisville Gas and Electric Company. The net salvage estimates for interim retirements, shown in column 6, were based on informed judgment incorporating the historical analysis by account of interim net salvage presented on pages III-213 through III-222 of the depreciation study.

**KENTUCKY UTILITIES COMPANY
D/B/A OLD DOMINION POWER COMPANY**

CASE NO. PUE 2012-00031

**Response to Data Request
By the Staff of the State Corporation Commission (Second Set)
Dated July 20, 2012**

Question No. 7

- Q-7. For Account 355 Poles and Fixtures, please describe the circumstances in which Kentucky Utilities receives reimbursements upon retirement.

- A-7. Kentucky Utilities receives reimbursements for Account 355 Poles and Fixtures primarily from the Kentucky Transportation Cabinet for the removal costs incurred when poles are retired as a result of highway relocation projects.

**KENTUCKY UTILITIES COMPANY
D/B/A OLD DOMINION POWER COMPANY**

CASE NO. PUE 2012-00031

**Response to Data Request
By the Staff of the State Corporation Commission (Second Set)
Dated July 20, 2012**

Question No. 8

- Q-8. Please provide journal entries supporting the \$315,415 cost of removal for Account 333 Water Wheels, Turbines and Generators incurred during 2010. This amount is shown on page III-226 of the depreciation study.
- A-8. See attached file "Q-8_Journal Entry Acct 333 COR.pdf".

**KENTUCKY UTILITIES COMPANY
D/B/A OLD DOMINION POWER COMPANY**

CASE NO. PUE 2012-00031

**Response to Data Request
By the Staff of the State Corporation Commission (Second Set)
Dated July 20, 2012**

Question No. 9

- Q-9. Please discuss the reason for the significant retirements of Account 364 Poles, Towers and Fixtures and Account 365 Overhead Conductors and Devices during the years of 2009, 2010 and 2011. If the retirements relate to storms, please identify the timing and general location of the storms.
- A-9. In September 2008, a windstorm resulting from the remnants of Hurricane Ike caused damage throughout the KU system. The retirements relating to this windstorm were recorded in 2009 after all the charges relating to the removal and installation were accumulated and the projects completed.

Comment [LaK2]: What about Virginia Mountain Snowstorm in December 2009?

In January 2010, an ice storm caused major damage throughout the KU system. The retirements were recorded in 2010 as the projects were completed.

In 2010, the Company began a ten year comprehensive distribution inspection and maintenance program. In 2011, retirements for the first year of this project were recorded.

**KENTUCKY UTILITIES COMPANY
D/B/A OLD DOMINION POWER COMPANY**

CASE NO. PUE 2012-00031

**Response to Data Request
By the Staff of the State Corporation Commission (Second Set)
Dated July 20, 2012**

Question No. 10

- Q-10. Please discuss the factors considered in developing the 60-R3 survivor curve for Account 350.1 Land Rights. Provide any available contracts or data concerning contractual provisions for the expiration of Land Rights.
- A-10. The 60-R3 curve is based on judgment incorporating estimates for similar property for other utilities, the overall life characteristics of the transmission accounts for Kentucky Utilities to which the land rights relate (i.e. Accounts 354, 355 and 356), and to the extent available the actual retirement history for this account. In other words, the 60-R3 curve reflects an overall life cycle that is similar to the combined life cycles of the three transmission line accounts. The 60-R3 is also the currently approved life estimate for this account.

Kentucky Utilities (KU) transmission easements contain provisions setting a termination date connected to the date on which KU stops using the easement.

**KENTUCKY UTILITIES COMPANY
D/B/A OLD DOMINION POWER COMPANY**

CASE NO. PUE 2012-00031

**Response to Data Request
By the Staff of the State Corporation Commission (Second Set)
Dated July 20, 2012**

Question No. 11

- Q-11. For Account 394 Tools, Shop and Garage Equipment, which is proposed to be amortized over 25 years, please discuss how the reserve deficiency of \$217,031 will be handled for depreciation purposes (the \$217,031 is the difference in the Allocated Book Reserve of \$1,767,311 and the Calculated Accrued of \$1,984,342 shown on page III-414 of the depreciation study).
- A-11. For amortization accounts included in the depreciation study, the amortization rates shown on pages III-4 through III-10 are calculated based on the amortization period and remaining life basis. As a result, any reserve variance will be recovered through the calculated rates over a period approximating the remaining life for the account shown in column 9. For example, because the amortization rate of 4.27% shown for Account 394 is greater than the whole life rate of 4.00% (1/25), the reserve deficiency noted in the data request above will be handled through the slightly higher amortization rate.

An Economic Life Assessment Study of Generating Assets of LG&E and KU

by
Ventyx, An ABB Company



February 2012

Statement of Confidentiality

The information contained in this report is proprietary to Ventyx – An ABB Company (Ventyx). Ventyx submits this document with the understanding that it will be held in strict confidence and will not be disclosed, duplicated, or used, in whole or in part, for any purpose other than the evaluation of the qualifications of Ventyx, without the prior written consent of Ventyx.

Table of Contents

I.	Introduction	3
II.	Methodology	3
III.	Model Data and Assumptions	10
IV.	Results – Reference Plan	11
V.	Results – Coal Units	13
VI.	Results – Gas Units	19
VII.	Results – Secondary CTs.....	25
VIII.	Summary	26
	Appendices:.....	28

I. Introduction

In order to determine the effective useful economic life of the LG&E and KU (LG&E-KU) generating assets, Ventyx, an ABB Company (Ventyx), was retained by LG&E-KU to perform a Life Assessment Study of its generating assets. The goal of the analysis was to allow LG&E-KU to more accurately project when a generating asset may reach the end of its effective useful economic life. Ventyx utilized its Strategist[®] strategic planning model, together with LG&E-KU's data, to perform this analysis. The time horizon examined during this analysis was from 2011 through 2040.

II. Methodology

The methodology used in LG&E-KU's 2011 Life Assessment Study is consistent with the methodology used in the 2007 Life Assessment Study. Coal fired units in service for less than 30 years were excluded from the evaluation. None of these units will have been in service for more than 60 years at the end of 2040, and current industry practice indicates that it is both reasonable and cost effective to retain properly operated and maintained units for a life of around 60 years. The units excluded on the basis of this criterion were the Trimble County 1 & 2, Ghent 3 & 4, and Mill Creek 4 coal units. Cane Run 4, 5, & 6, Green River 3 & 4, and Tyrone 3 are all scheduled to retire at the end of 2015. LG&E-KU is planning to replace these units with a new 640 MW combined cycle unit at the Cane Run site (Cane Run 7) and three simple-cycle CTs from LS Power's Bluegrass facility (Bluegrass CTs). The coal units scheduled to retire at the end of 2015 and the gas units replacing them are also excluded from this analysis. No other gas fired units were excluded from the study. In the previous Life Assessment Study, it was determined that the projected operating and capital cost streams for both of the hydro plants were sufficiently low such that they should not be retired. Conditions have not changed enough to reconsider them in this analysis.

Figure 1 shows the total MWs for each capacity type considered for retirement in this analysis. The total capacity of the LG&E-KU assets considered for retirement is 4,766 MW (summer). Figure 2 shows all LG&E-KU assets and the total capacity for those considered in the Life Assessment Study. Highlighted assets were not considered in this assessment.

Figure 1:
Retirement Candidates by Type

	2011 Net MW	
	Winter	Summer
Coal Units	2,644	2,652
Primary CTs	2,266	2,015
Secondary CTs	112	99
Total Capacity	5,022	4,766

Figure 2:

Kentucky Utilities' Company / Louisville Gas and Electric Company										
2011 Generator Ratings (MW)										
Plant Name	Owner	In-Service Date	Net		Planned Retirement	Unit Type	Fuel Type	Age as of 12/31/2010	Age as of 12/31/2040	
			Winter 2011	Summer 2011						
Brown 1	KU	05/01/1957	107	106		Steam	Coal	53	83	
Brown 2	KU	06/01/1963	168	166		Steam	Coal	47	77	
Brown 3	KU	07/19/1971	416	412		Steam	Coal	39	69	
Total Brown Coal			690	683						
Ghent 1	KU	02/19/1974	481	479		Steam	Coal	36	66	
Ghent 2	KU	04/20/1977	477	495		Steam	Coal	33	63	
Total Ghent Coal			958	974						
Mill Creek 1	LGE	08/01/1972	303	303		Steam	Coal	38	68	
Mill Creek 2	LGE	07/01/1974	299	301		Steam	Coal	36	66	
Mill Creek 3	LGE	08/01/1978	394	391		Steam	Coal	32	62	
Total Mill Creek Coal			996	995						
Total Coal			2,644	2,652						
Brown 5	Joint	08/09/2001	130	133		CT	Gas	9	39	
Brown 6	Joint	08/11/1999	171	146		CT	Gas	11	41	
Brown 7	Joint	08/08/1999	171	146		CT	Gas	11	41	
Brown 8	Joint	02/23/1995	128	121		CT	Gas	15	45	
Brown 9	KU	01/24/1995	138	121		CT	Gas	15	45	
Brown 10	KU	12/22/1995	138	121		CT	Gas	15	45	
Brown 11	KU	05/08/1996	128	121		CT	Gas	14	44	
Total Brown CT			1,003	908						
Paddy's Run 13	Joint	06/27/2001	183	147		CT	Gas	9	39	
Total Paddy's Run CT			183	147						
Trimble County 5	Joint	05/14/2002	180	160		CT	Gas	8	38	
Trimble County 6	Joint	05/14/2002	180	160		CT	Gas	8	38	
Trimble County 7	Joint	06/01/2004	180	160		CT	Gas	6	36	
Trimble County 8	Joint	06/01/2004	180	160		CT	Gas	6	36	
Trimble County 9	Joint	07/01/2004	180	160		CT	Gas	6	36	
Trimble County 10	Joint	07/01/2004	180	160		CT	Gas	6	36	
Total Trimble County CT			1,080	960						
Total Primary CT			2,266	2,015						
Cane Run 11	LGE	06/01/1968	14	14		CT	Gas	42	72	
Total Cane Run CT			14	14						
Haefling 1-3	KU	10/23/1970	42	36		CT	Gas	40	70	
Total Haefling 1-3 CT			42	36						
Paddy's Run 11	LGE	06/10/1968	13	12		CT	Gas	42	72	
Paddy's Run 12	LGE	07/16/1968	28	23		CT	Gas	42	72	
Total Paddy's Run CT			40	35						
Zorn 1	LGE	05/23/1969	16	14		CT	Gas	41	71	
Total Zorn			16	14						
Total Secondary CT			112	99				Weighted Average	25	55
Total Units Considered			5,022	4,766						
Cane Run 4	LGE	05/04/1962	155	155	12/31/2015	Steam	Coal	48	78	
Cane Run 5	LGE	05/13/1966	168	168	12/31/2015	Steam	Coal	44	74	
Cane Run 6	LGE	05/12/1969	240	240	12/31/2015	Steam	Coal	41	71	
Ghent 3	KU	05/31/1981	494	477		Steam	Coal	29	59	
Ghent 4	KU	08/18/1984	491	469		Steam	Coal	26	56	
Green River 3	KU	04/06/1954	71	68	12/31/2015	Steam	Coal	56	86	
Green River 4	KU	07/08/1959	100	95	12/31/2015	Steam	Coal	51	81	
Dix Dam 1-3	KU	11/24/1925	26	26		Hydro	Water	85	115	
Mill Creek 4	LGE	09/01/1982	486	477		Steam	Coal	28	58	
Ohio Falls 1-8	LGE	01/01/1928	34	52		Hydro	Water	82	112	
Trimble County 1		12/23/1990	386	383		Steam	Coal	20	50	
Trimble County 2		01/22/2011	571	549		Steam	Coal	-1	29	
Tyrone 3	KU	07/21/1953	73	71	12/31/2015	Steam	Coal	57	87	
Total Units Not Considered			3,295	3,230						
Total Units			8,317	7,996						
Units that will be less than 60 years of age in 2040										
Hydro units										
Units already scheduled for retirement.										

CONFIDENTIAL INFORMATION REDACTED

Charnas

Ventyx employed a *differential annual revenue requirements* methodology to determine the appropriate effective useful economic life for each unit. The first step involves assuming all the candidate units are “retired” in a specific year. For the life assessment candidates, gas fired combustion turbines (CTs) were “retired” at the end of 2016 and coal fired steam units were “retired” at the end of 2021. These dates were chosen to correspond to the earliest dates when equivalent replacement capacity could be installed. Then, a Reference Plan of replacement capacity was selected by Strategist’s PROVIEW resource optimization module. This Reference Plan contains an appropriate mix of peaking, mid-range, and baseload capacity to meet future demand and energy requirements in a least-cost method. These capacity types are represented by gas fired simple cycle combustion turbines, gas fired combined cycle combustion turbines, and coal fired steam generators, respectively.


The alternative resources available for developing the Reference Plan are summarized in Figure 3. The simple cycle CT and two combined cycle CT options were included because they were found to be the most economical capacity expansion options in LG&E-KU’s 2011 Integrated Resource Plan (IRP) process. That process considered a wide array of capacity options and included renewable resources. The supercritical pulverized coal (PC) option was included to ensure that the coal assets considered for retirement could be replaced with like kind, if the model found that to be most economical. The target minimum reserve margin constraint for the model optimization runs to develop the Reference Plan was set to 10% through 2016, and to 14% thereafter. The low reserve margin target before 2017 reflects an inability to build any new capacity prior to that time. The 14% reserve margin minimum target used in the model beyond 2016 was selected so that the reserve margin resulting after resource additions more closely aligned with the desired long term minimum reserve margin target of 15-17% for the system.


Figure 3:
Replacement Capacity Alternatives

Name	Description	Book Dep. Life (Years)	Summer Capacity (MW)	Capital Cost (2010 \$M) ¹	Capital Cost (2010 \$/kW)	First Year Avail.	Max Per Year
LGSC	Supercritical PC	50	789	2,016	2,555	2022	2
SCCT	Simple Cycle CT	30	194	164	847	2017	4
2x1C	Two Unit Combined Cycle	40	640	573	895	2017	3
3x1C	Three Unit Combined Cycle	40	962	818	851	2017	2

Once the Reference Plan is developed, the replacement capacity is converted automatically within the Strategist model to “deferral capacity”

¹ Capital costs for the LGSC and SCCT are from the 2011 IRP. Capital costs for the 2x1C and 3x1C are LG&E-KU’s most recent estimates for those units.





The basic system modeling was supplemented with specific cost data for each of the candidate units, including projections of their O&M costs and capital expenditures (CapEx). These are discussed in more detail below. It is widely recognized that operating parameters such as EFOR, maintenance outage requirements, and heat rates may, depending on operating and maintenance practices, increase (degrade) over the lifetime of an asset and that operating capacity (MW) declines. Projections of future performance for aging generators would, ideally, be based on detailed data reflecting the way similar units' performance degraded as the end of their operating life approached. However, no reliable source of such detailed data to project this performance degradation exists. Thus, Ventyx instead adopted the assumption that operating cost would increase and maximum operating capacity would decrease as an asset approaches the end of its life according to a [REDACTED]. With one exception (Brown 1), a unit's performance was assumed to begin degrading at the end of its nominal life (60 years for coal fired units and 30 years for gas units). The [REDACTED] is described in detail in Appendix A.

For several reasons, the degradation of performance for Brown 1 was assumed to occur at the same time as Brown 2. Brown 1 is 54 years old. Despite its age, its current operating performance is better than industry averages. Brown 1 and 2 are somewhat unique in the fact that they operate at a lower pressure than other units in the LG&E-KU fleet not scheduled for retirement by 2015, which serves to increase the life expectancy of these units (all other things equal). In addition, new operating controls were recently installed at Brown 1 and 2 to improve monitoring and help ensure that these units are operated within their design parameters. Based on these facts, it is not reasonable to assume that the performance of Brown 1 will begin to degrade in six years.

CONFIDENTIAL INFORMATION REDACTED

Fixed O&M (FOM) costs and capital costs [REDACTED] of the deferrable resources are also modified such that they can adjust automatically to reflect the varying capacities for the deferral units as each candidate retirement unit is overlaid on the Reference Plan (as described above and illustrated in Figure 4b). The model is then run to determine the capital and production costs for this adjusted system. A discussion of the [REDACTED] and its applicability to this type of analysis can be found in Appendix B.

The next step involves developing plans where each of the candidate units is assumed to continue operation for the full study period (through 2040) and further assumes that each unit will then remain in service through at least 2042. For this part of the analysis, the candidate units are individually overlaid on the Reference Plan such that each resultant plan contains only the deferral units from the Reference Plan, the units not considered for retirement in this study, and one candidate unit. The present value (PV) of utility cost, which is the annual incremental revenue requirements including operating and incremental capital cost, is extracted from the model for each plan retaining one of the candidate units. The difference between these PV annual revenue requirements and the PV annual revenue requirements of the Reference Plan is then computed. The first year the difference is negative (retaining the candidate unit costs more than allowing it to retire) is determined and this indicates the earliest potential date for the end of the asset's effective useful economic life. The PV annual revenue requirements differentials are then accumulated from that year forward, and the point where the sum turns negative and remains negative is the latest potential date for the end of the asset's effective useful economic life. This is shown in the example in Figure 5; the earliest year that the example unit would reach the end of its effective useful economic life in this case is 2014, with the latest economic retirement in 2018.

Figure 5:

**Illustration of the Determination of the Effective Useful Economic Life
For a Life Assessment Candidate Unit**

Year	Differential Annual Revenue Requirements	Cumulative NPV of Differential Annual Revenue Requirements (2014 and beyond)
2010	\$1.00	
2011	\$1.50	
2012	\$0.80	
2013	\$0.60	
2014	(\$0.03)	(\$0.03)
2015	(\$0.50)	(\$0.53)
2016	\$0.40	(\$0.13)
2017	\$0.30	\$0.17
2018	(\$0.50)	(\$0.33)
2019	(\$0.70)	(\$1.03)
2020	(\$1.00)	(\$2.03)
2021	(\$0.60)	(\$2.63)
2022	(\$0.20)	(\$2.83)
2023	\$0.20	(\$2.63)
2024	\$0.50	(\$2.13)
2025	(\$0.80)	(\$2.93)
2026	(\$0.10)	(\$3.03)
2027	\$0.05	(\$2.98)
2028	\$0.01	(\$2.97)
2029	(\$0.40)	(\$3.37)
2030	(\$0.10)	(\$3.47)
2031	(\$0.50)	(\$3.97)
2032	\$0.30	(\$3.67)
2033	\$0.50	(\$3.17)
2034	(\$0.30)	(\$3.47)
2035	(\$0.10)	(\$3.57)

For some of the units, the first year with a negative PV annual revenue requirements differential occurs relatively early, and then several years with positive PV annual revenue requirements follow before the annual PV differential values become negative again. In these cases, accumulating the annual PVs from the year with the first negative differential would result in pushing the end of the asset's effective useful economic life out by several years while an accumulated positive differential sum is eliminated by the subsequent accumulation of negative differentials. It is not reasonable to wait until all the benefits accumulated during the intervening positive differential years are eliminated by retaining the unit for several years of negatives. In these cases, it is sensible to ignore the early occurrences of a negative differential, and to wait for the differential series to show stable negatives before beginning the summation.

It is possible for the methodology to indicate *no* end of effective useful economic life for a particular unit in the time frame of the study; in this case through 2040. This means that, based upon the assumptions used for this analysis, the actual end of the asset's effective useful economic life is beyond 2040. The cost assumptions in this analysis are taken from the company's most recent long-term plan and do not include costs potentially associated with low-probability outage events. In some instances, the costs associated with low-probability outage events could accelerate the end of the useful economic life of the generating assets.

The assessment is performed in three steps to ensure that the units under consideration displace units in the Reference Plan that are like kind. The first step is to develop a Reference Plan, in which the model retires all candidate units and replaces the capacity with the most economical set of expansion resource options (see Figure 3 for all options considered). Once the Reference Plan deferral capacity units have been established, the CT units are turned off as deferral units and the candidate coal units are run through the process thereby ensuring that they are being replaced by like coal units. This process is repeated for candidate gas units by turning off the coal units and allowing the candidate gas units to be replaced by like gas units.

III. Model Data and Assumptions

LG&E-KU provided Ventyx with their latest Strategist database, translated from a PowerBase database. This basic data included all operating parameters and costs for the existing generation units in the LG&E and KU system. This includes EFOR, scheduled outage requirements, heat rates, variable and fixed operating and maintenance costs for all the generating assets, as well as load and fuel cost forecasts over the study horizon (2011 to 2040). A loads and resources summary report from the Strategist model reflecting only the existing system with no new capacity additions and including all potential unit retirements analyzed in this study is shown for selected years over the study horizon in Figure 6. In developing the reference case, 797 MW of coal-fired capacity (coal units at the Cane Run, Green River, and Tyrone stations) are retired at the end of 2015, 2,015 MW of gas-fired capacity is retired at the end of 2016, and 2,652 MW of coal-fired capacity is retired at the end of 2021. 3,490 MW of capacity, the sum of capacities at Trimble County 1 & 2, Ghent 3 & 4, Mill Creek 4, Cane Run 7, and the Bluegrass CTs, is not retired.

CONFIDENTIAL INFORMATION REDACTED

Figure 6:

Loads and Resources 2011 - 2040

	2011	2015	2020	2025	2030	2035	2040
LOADS							
=====							
PEAK DEMAND AFTER DSM	6,757	7,165	7,498	7,836	8,268	8,807	9,340
RESOURCES							
=====							
TOTAL HYDRO	78	94	94	94	94	94	94
TOTAL THERMAL	8,160	8,641	6,339	3,729	3,729	3,729	3,729
TOTAL CAPACITY	8,238	8,735	6,433	3,823	3,823	3,823	3,823
RESERVES							
=====							
RESERVE (MW)	1,481	1,570	(1,065)	(4,013)	(4,445)	(4,984)	(5,517)
RESERVE MARGIN PERCENT	22	22	(14)	(51)	(54)	(57)	(59)
Note: In addition to the units in Figure 2, the resource totals include the capacities of the Cane Run 7, the Bluegrass CTs, OVEC, and Curtailable Customers.							

Historical O&M costs and capital expenditure streams for individual units are volatile with large expenditures in some years and very little expenditures in others. This creates problems in projecting the forward trajectory for these costs. Furthermore, each year's capital expenditures should be amortized over the remaining life of the asset using the [REDACTED] methodology. The O&M cost stream adjusted for degradation using the [REDACTED] and the capital expenditures spread out over the remaining life using the [REDACTED] methodology are then overlaid on the FOM costs within the Strategist model's database for each candidate unit.

Finally, the candidate units were overlaid on the Reference Plan one at a time, the present value of each year's revenue requirements (equivalent to the PV Utility Cost model output from PROVIEW) was extracted from the model, and the differentials with the Reference Plan were calculated.

IV. Results – Reference Plan

The Life Assessment Reference Plan developed using Strategist PROVIEW is shown below in Figure 7. Please note that the large number of units added in 2017 for the Reference Plan is the result of “replacing” the large amount of capacity that the candidate gas units represent. Likewise, two coal units and three gas-fired simple cycle combustion turbines were the most economical resources for replacing the candidate coal units “retired” in 2022.

Figure 7:
Life Assessment Reference Plan

	Reference Plan
2011	
2012	
2013	
2014	
2015	
2016	
2017	SCCT(2) 2x1C(3)
2018	SCCT(1)
2019	
2020	SCCT(1)
2021	SCCT(1)
2022	SCCT(3) LGSC(2)
2023	
2024	
2025	LGSC(1)
2026	
2027	
2028	
2029	
2030	
2031	
2032	
2033	LGSC(1)
2034	
2035	
2036	
2037	
2038	
2039	2x1C(1)
2040	

CONFIDENTIAL INFORMATION REDACTED

V. Results – Coal Units

The results of the life assessment of the coal fired units are presented in Figures 8, 9, and 10. Figure 8 shows the annual nominal utility cost differential between the Reference Plan and each alternative. Figure 9 shows the present values of the same annual differentials. Figure 10 shows the present value sums accumulated from when the values become negative. The results show that Ghent 1 & 2, Mill Creek 1, 2 & 3, and Brown 3 are not candidates for retirement prior to 2040. In each year of the study horizon, the differentials are greater than zero, which indicates that these units will not reach the end of their economic lives until after 2040.

The results show that Brown 1 and 2 are candidates for retirement prior to the end of 2040. As shown in Figures 8 and 9, the first year the Brown 1 differentials are negative is 2028. For the next several years, the differentials alternate between negative and positive before becoming permanently negative in 2032. An examination of the accumulated present value differentials in Figure 10 shows that the positive differentials in 2029 and 2031 do not overcome the negative differentials in 2028 and 2030; based on this analysis, Brown 1 could reach the end of its economic life in 2028. Beginning in 2029, Brown 2 shows a similar pattern to Brown 1 except that the positive differentials in the years 2031 through 2033 do overcome the initial negative in 2029; the analysis indicates that Brown 2 could reach the end of its economic life in 2034, after the differentials become permanently negative.

A review of the input assumptions for both Brown 1 and 2 shows that the drivers for their potential retirement dates are found in the FOM and CapEx streams. Figure 11 shows the assumed total fixed costs (the sum of FOM and CapEx streams) for both of these units, which include CapEx for new environmental controls in 2012 through 2014. For Brown 1, there are CapEx costs that cause increases in the total fixed cost stream which correspond with the years that the differentials go negative. Although Brown 2 has the same expenditures shifted a year later, it can also be seen that there are very large expenses assumed in the next to last year of the study. These expenses cause Brown 1 and 2 to potentially reach the end of their economic lives before the end of study period.

Figure 8:
Coal Units
Nominal Utility Cost Differentials vs. All New Build Plan
(Nominal New Build - Nominal Existing Unit)

Nominal Utility Cost Differential with All New Build Plan (PVUC New Build - PVUC Existing Unit)										
	GH2	MC3	GH1	BR3	MC2	MC1	BR2	REF	BR1	
2011	\$0	\$0	\$0	\$0	\$0	\$0	\$0	\$0	\$0	\$0
2012	\$0	\$0	\$0	\$0	\$0	\$0	\$0	\$0	\$0	\$0
2013	\$0	\$0	\$0	\$0	\$0	\$0	\$0	\$0	\$0	\$0
2014	\$0	\$0	\$0	\$0	\$0	\$0	\$0	\$0	\$0	\$0
2015	\$0	\$0	\$0	\$0	\$0	\$0	\$0	\$0	\$0	\$0
2016	\$0	\$0	\$0	\$0	\$0	\$0	\$0	\$0	\$0	\$0
2017	\$0	\$0	\$0	\$0	\$0	\$0	\$0	\$0	\$0	\$0
2018	\$0	\$0	\$0	\$0	\$0	\$0	\$0	\$0	\$0	\$0
2019	\$0	\$0	\$0	\$0	\$0	\$0	\$0	\$0	\$0	\$0
2020	\$0	\$0	\$0	\$0	\$0	\$0	\$0	\$0	\$0	\$0
2021	\$0	\$0	\$0	\$0	\$0	\$0	\$0	\$0	\$0	\$0
2022	\$112,638	\$97,905	\$81,820	\$71,601	\$65,021	\$48,611	\$14,393	\$0	\$0	\$2,774
2023	\$106,312	\$109,123	\$91,357	\$70,981	\$76,612	\$35,900	\$8,379	\$0	\$0	\$5,779
2024	\$123,723	\$134,754	\$85,251	\$79,662	\$95,376	\$55,907	\$17,957	\$0	\$0	\$4,565
2025	\$98,398	\$97,701	\$78,915	\$65,221	\$80,883	\$27,910	\$8,891	\$0	\$0	\$1,588
2026	\$87,687	\$100,480	\$73,997	\$62,752	\$73,390	\$40,924	\$10,088	\$0	\$0	\$198
2027	\$109,197	\$99,483	\$83,255	\$70,643	\$67,172	\$29,309	\$8,900	\$0	\$0	\$1,909
2028	\$104,845	\$83,440	\$78,289	\$72,629	\$52,424	\$46,293	\$10,077	\$0	\$0	(\$4,651)
2029	\$117,479	\$61,671	\$80,670	\$76,599	\$46,453	\$49,859	\$8,209	\$0	\$0	\$1,186
2030	\$112,458	\$92,318	\$88,918	\$72,876	\$41,381	\$51,074	(\$1,224)	\$0	\$0	(\$1,627)
2031	\$126,505	\$66,790	\$79,808	\$82,262	\$52,010	\$35,005	\$8,579	\$0	\$0	\$238
2032	\$119,282	\$100,959	\$94,948	\$83,944	\$45,121	\$55,309	\$6,137	\$0	\$0	(\$3,252)
2033	\$96,030	\$66,927	\$72,856	\$71,061	\$41,971	\$27,989	\$2,537	\$0	\$0	(\$3,955)
2034	\$116,063	\$88,698	\$80,278	\$72,403	\$37,700	\$41,472	(\$1,874)	\$0	\$0	(\$7,616)
2035	\$110,613	\$95,066	\$73,372	\$73,390	\$45,420	\$27,000	(\$3,204)	\$0	\$0	(\$15,581)
2036	\$122,133	\$95,724	\$68,344	\$72,660	\$46,663	\$42,786	(\$7,740)	\$0	\$0	(\$13,660)
2037	\$114,333	\$70,992	\$77,269	\$57,897	\$48,285	\$44,668	(\$26,850)	\$0	\$0	(\$13,799)
2038	\$127,209	\$103,440	\$63,552	\$64,265	\$39,363	\$40,775	(\$22,506)	\$0	\$0	(\$18,849)
2039	\$103,004	\$63,531	\$58,383	\$48,046	\$36,366	\$11,230	(\$32,306)	\$0	\$0	(\$23,309)
2040	\$73,733	\$89,792	\$41,193	\$37,846	\$26,452	\$23,195	(\$37,491)	\$0	\$0	(\$28,757)

Figure 9:
Coal Units
Present Value Utility Cost Differentials vs. All New Build Plan
(PVUC New Build - PVUC Existing Unit)

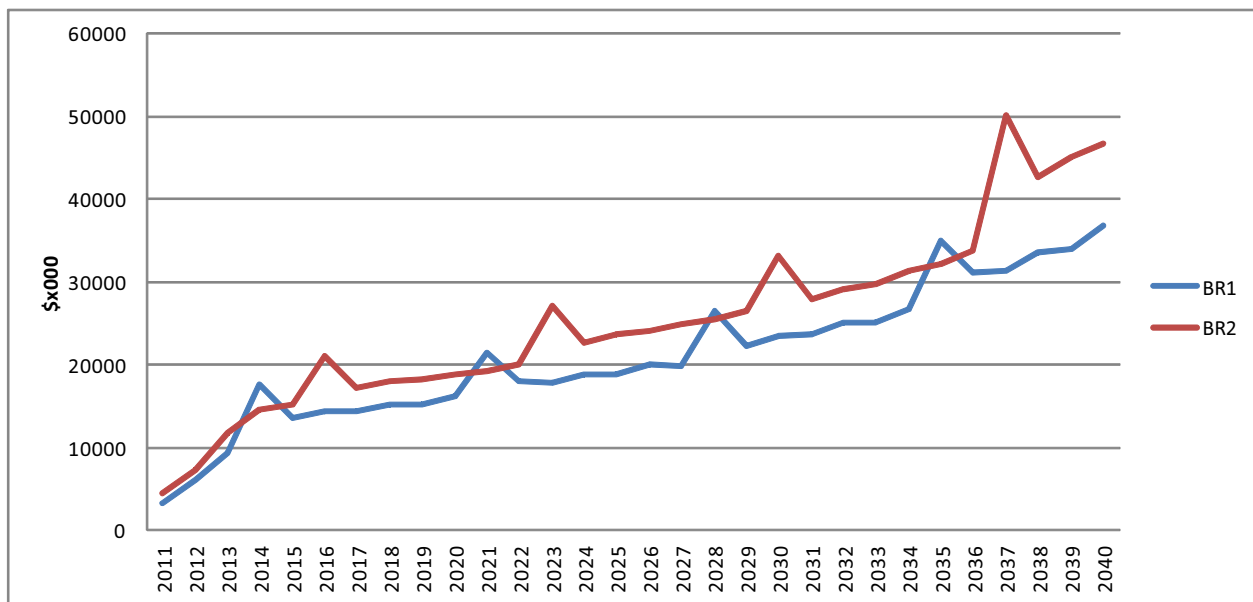
	Present Value Utility Cost Differential with All New Build Plan (PVUC New Build - PVUC Existing Unit)									
	GH2	MC3	GH1	BR3	MC2	MC1	BR2	REF	BR1	
2011	\$0	\$0	\$0	\$0	\$0	\$0	\$0	\$0	\$0	\$0
2012	\$0	\$0	\$0	\$0	\$0	\$0	\$0	\$0	\$0	\$0
2013	\$0	\$0	\$0	\$0	\$0	\$0	\$0	\$0	\$0	\$0
2014	\$0	\$0	\$0	\$0	\$0	\$0	\$0	\$0	\$0	\$0
2015	\$0	\$0	\$0	\$0	\$0	\$0	\$0	\$0	\$0	\$0
2016	\$0	\$0	\$0	\$0	\$0	\$0	\$0	\$0	\$0	\$0
2017	\$0	\$0	\$0	\$0	\$0	\$0	\$0	\$0	\$0	\$0
2018	\$0	\$0	\$0	\$0	\$0	\$0	\$0	\$0	\$0	\$0
2019	\$0	\$0	\$0	\$0	\$0	\$0	\$0	\$0	\$0	\$0
2020	\$0	\$0	\$0	\$0	\$0	\$0	\$0	\$0	\$0	\$0
2021	\$0	\$0	\$0	\$0	\$0	\$0	\$0	\$0	\$0	\$0
2022	\$51,668	\$44,910	\$37,532	\$32,844	\$29,826	\$22,299	\$6,602	\$0	\$1,272	\$0
2023	\$45,700	\$46,908	\$39,271	\$30,512	\$32,933	\$15,432	\$3,602	\$0	\$2,484	\$0
2024	\$49,840	\$54,284	\$34,342	\$32,091	\$38,421	\$22,521	\$7,234	\$0	\$1,839	\$0
2025	\$37,146	\$36,882	\$29,791	\$24,621	\$30,534	\$10,536	\$3,356	\$0	\$600	\$0
2026	\$31,021	\$35,547	\$26,178	\$22,200	\$25,963	\$14,478	\$3,569	\$0	\$70	\$0
2027	\$36,201	\$32,981	\$27,601	\$23,420	\$22,269	\$9,717	\$2,951	\$0	\$633	\$0
2028	\$32,573	\$25,923	\$24,322	\$22,564	\$16,287	\$14,382	\$3,131	\$0	(\$1,445)	\$0
2029	\$34,203	\$17,955	\$23,486	\$22,301	\$13,524	\$14,516	\$2,390	\$0	\$345	\$0
2030	\$30,682	\$25,187	\$24,260	\$19,883	\$11,290	\$13,935	(\$334)	\$0	(\$444)	\$0
2031	\$32,345	\$17,077	\$20,405	\$21,033	\$13,298	\$8,950	\$2,193	\$0	\$61	\$0
2032	\$28,575	\$24,190	\$22,750	\$20,113	\$10,811	\$13,252	\$1,470	\$0	(\$779)	\$0
2033	\$21,562	\$15,027	\$16,359	\$15,956	\$9,424	\$6,285	\$570	\$0	(\$888)	\$0
2034	\$24,421	\$18,663	\$16,892	\$15,235	\$7,933	\$8,726	(\$394)	\$0	(\$1,603)	\$0
2035	\$21,811	\$18,745	\$14,468	\$14,471	\$8,956	\$5,324	(\$632)	\$0	(\$3,072)	\$0
2036	\$22,568	\$17,688	\$12,629	\$13,427	\$8,623	\$7,906	(\$1,430)	\$0	(\$2,524)	\$0
2037	\$19,798	\$12,293	\$13,380	\$10,026	\$8,361	\$7,735	(\$4,650)	\$0	(\$2,389)	\$0
2038	\$20,643	\$16,786	\$10,313	\$10,429	\$6,388	\$6,617	(\$3,652)	\$0	(\$3,059)	\$0
2039	\$15,664	\$9,661	\$8,879	\$7,307	\$5,530	\$1,708	(\$4,913)	\$0	(\$3,545)	\$0
2040	\$10,508	\$12,796	\$5,870	\$5,393	\$3,770	\$3,306	(\$5,343)	\$0	(\$4,098)	\$0

Figure 10:
Coal Units
Accumulated PV Utility Cost from First Year with a Negative Differential

	Accumulated PV Utility Cost from First Year with a Negative Differential								
	GH2	MC3	GH1	BR3	MC2	MC1	BR2	REF	BR1
2011									
2012									
2013									
2014									
2015									
2016									
2017									
2018									
2019									
2020									
2021									
2022									
2023									
2024									
2025									
2026									
2027									
2028									(\$1,445)
2029									(\$1,100)
2030							(\$334)		(\$1,544)
2031									(\$1,483)
2032									(\$2,262)
2033									(\$3,150)
2034							(\$394)		(\$4,753)
2035							(\$1,026)		(\$7,825)
2036							(\$2,456)		(\$10,349)
2037							(\$7,106)		(\$12,738)
2038							(\$10,758)		(\$15,797)
2039							(\$15,671)		(\$19,342)
2040							(\$21,014)		(\$23,440)

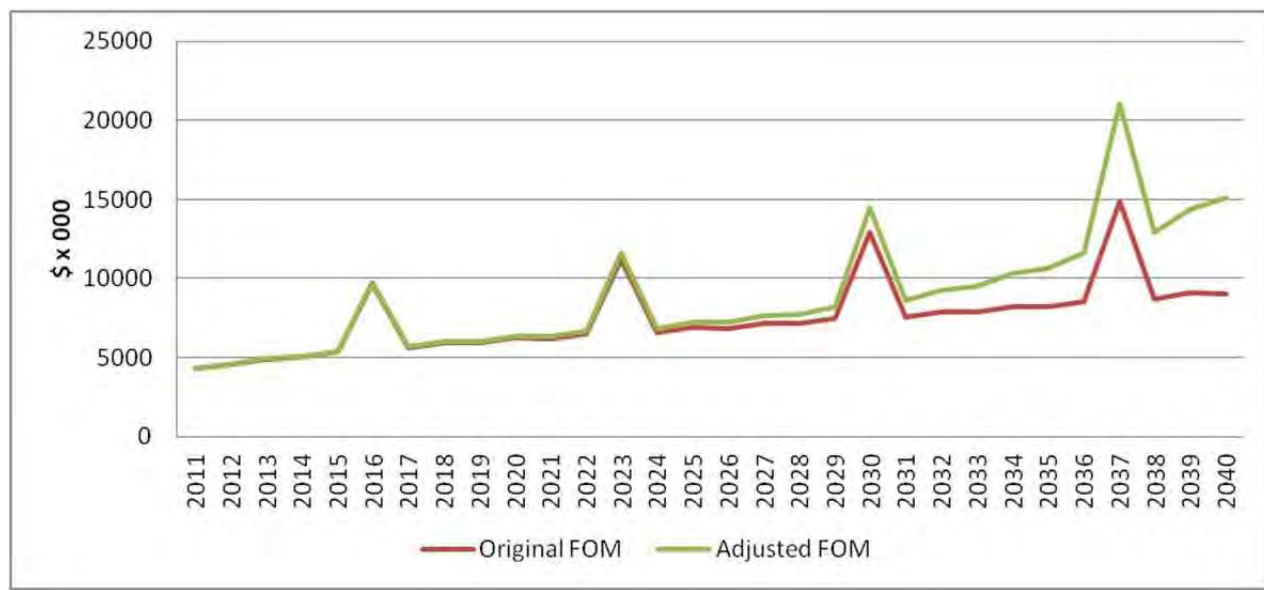
CONFIDENTIAL INFORMATION REDACTED

**Figure 11:
Total Fixed Cost Assumption
Brown 1 and 2**



Figures 12 through 14 show an example of the progression from the original input assumptions to the adjusted assumptions used in the analysis. This particular example is taken from Brown 2. Figure 12 shows the original FOM assumptions for Brown 2 along with the resulting adjusted values using the [REDACTED]

**Figure 12:
Fixed O&M Assumption
Brown 2**



CONFIDENTIAL INFORMATION REDACTED

Figure 13 shows the original CapEx stream for Brown 2 along with the adjusted [REDACTED] stream for the same data. The large expenses in 2012 through 2014 correspond with capital for new environmental controls.

**Figure 13:
CAPEX Assumption
Brown 2**

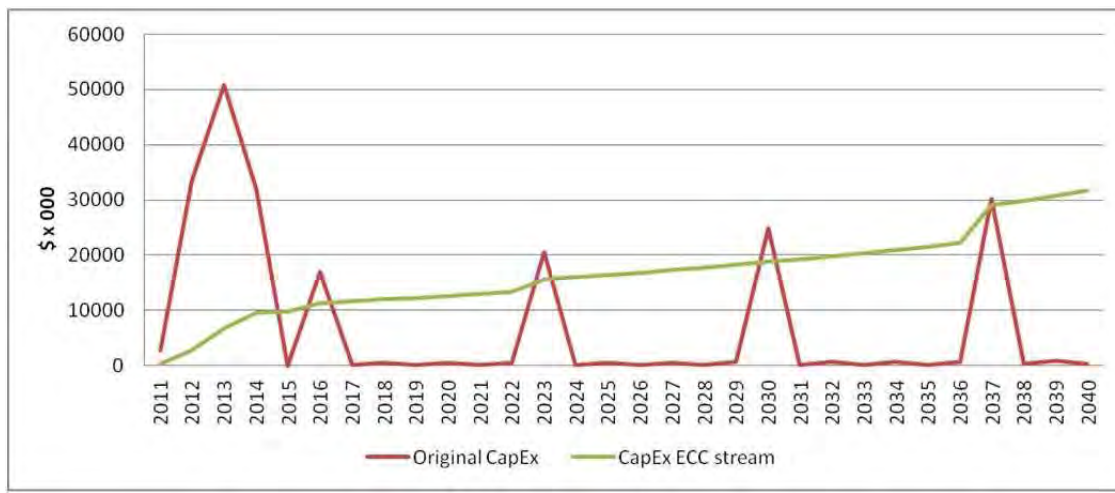
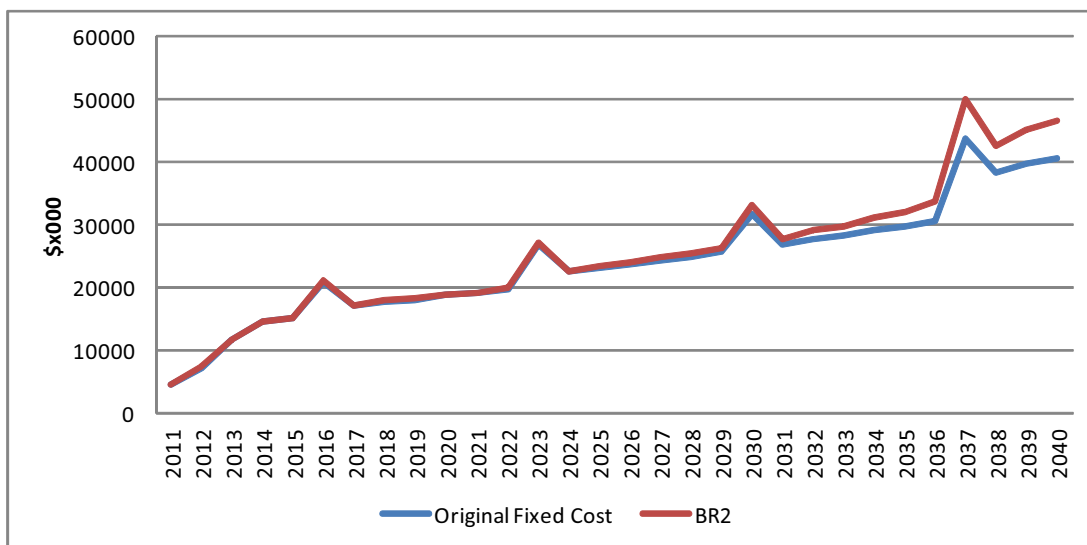


Figure 14 shows the original total fixed cost stream for Brown 2 along with the adjusted stream for the same data. The total fixed cost is the sum of the CapEx and the FOM streams.

**Figure 14:
Total Assumption
Brown 2**



Since the 2007 Life Assessment Study, operating costs of existing coal units have increased due to capital investments for new environmental controls and associated consumables. However, increases in capital costs of replacement capacity more than offset these increases in consumables, resulting in longer useful economic lives for existing coal units.

VI. Results – Gas Units

The results of the life assessment study of the gas fired units are presented in Figures 15, 16, and 17. Figure 15 shows the differential in cost on a nominal basis. Figure 16 shows the present value of the same differentials. Figure 17 shows the present value sums accumulated from where the differential streams turn negative. Trimble County 5-10 and Paddy's Run 13 show that they are not candidates for retirement before the end of 2040. In each year over the study horizon, the differentials with the Reference Plan are greater than zero, which indicates that these units would not reach the end of their economic lives until sometime after 2040.

The Brown CTs show a different pattern than the Trimble County and Paddy's Run units. The results for Brown 5, 6, 7, and 11 indicate that these units may reach the end of their economic lives in the last four years of the study. The year indicated as the end of economic life is dependent on the stream of the fixed cost assumptions. Brown 5 shows a retirement year of 2040 due to an increase in total fixed cost from \$4.9M to \$26M. Brown 6 shows a retirement year of 2037 due to an increase in the total fixed cost in that year from \$9.4M to \$20.6M. This trend is repeated for Brown 7 in 2038 with an increase of \$15.5M, and Brown 11 in 2035 with an increase of \$10M. The timing of the overhaul and associated O&M and CapEx outlays affect the forecasted economic lives of each unit.

An in-depth analysis of the results shows that the main reason for these increases is the CapEx streams. Figure 18 shows the total fixed costs for Brown 5, 6, 7, and 11. Figure 19 shows the same assumptions for Brown 8, 9 and 10. Although Brown 8, 9, and 10 show increases in fixed costs, these increases are approximately a third of the forecasted increases for Brown 5, 6,

7, and 11 due to the timing of their expected outages. This lower level of fixed costs results in these units remaining more cost effective than the potential replacement capacity. Charnas :

Figure 15:
Nominal Utility Cost Differentials vs. All New Build Plan
(Nominal New Build - Nominal Existing Unit)

	Present Value Utility Cost Differential with All New Build Plan (PVUC New Build - PVUC Existing Unit)													REF	
	TC6	TC10	TC8	TC9	TC7	TC5	PD13	BR11	BR5	BR6	BR8	BR7	BR10		BR9
2011	\$0	\$0	\$0	\$0	\$0	\$0	\$0	\$0	\$0	\$0	\$0	\$0	\$0	\$0	\$0
2012	\$0	\$0	\$0	\$0	\$0	\$0	\$0	\$0	\$0	\$0	\$0	\$0	\$0	\$0	\$0
2013	\$0	\$0	\$0	\$0	\$0	\$0	\$0	\$0	\$0	\$0	\$0	\$0	\$0	\$0	\$0
2014	\$0	\$0	\$0	\$0	\$0	\$0	\$0	\$0	\$0	\$0	\$0	\$0	\$0	\$0	\$0
2015	\$0	\$0	\$0	\$0	\$0	\$0	\$0	\$0	\$0	\$0	\$0	\$0	\$0	\$0	\$0
2016	\$0	\$0	\$0	\$0	\$0	\$0	\$0	\$0	\$0	\$0	\$0	\$0	\$0	\$0	\$0
2017	\$16,495	\$16,536	\$8,953	\$16,384	\$16,352	\$7,840	\$12,103	\$11,508	\$10,561	\$5,027	\$11,452	\$13,415	\$10,024	\$9,753	\$0
2018	\$16,216	\$16,257	\$15,839	\$9,495	\$9,464	\$14,686	\$2,100	\$11,026	\$10,193	\$11,201	\$10,980	\$5,194	\$9,616	\$9,341	\$0
2019	\$16,607	\$10,341	\$16,221	\$16,098	\$16,062	\$15,034	\$12,314	\$11,678	\$11,163	\$11,306	\$10,551	\$10,727	\$8,981	\$8,445	\$0
2020	\$16,027	\$15,556	\$15,630	\$15,504	\$15,465	\$14,409	\$12,375	\$11,441	\$4,844	\$10,715	\$11,423	\$10,500	\$9,806	\$8,057	\$0
2021	\$17,082	\$16,729	\$16,842	\$16,714	\$16,670	\$15,578	\$13,063	\$12,300	\$9,295	\$11,948	\$4,275	\$10,448	\$10,668	\$6,706	\$0
2022	\$10,646	\$16,907	\$16,845	\$16,892	\$16,840	\$15,528	\$13,229	\$11,565	\$8,529	\$12,291	\$9,837	\$11,450	\$9,875	\$7,529	\$0
2023	\$17,459	\$17,561	\$9,927	\$17,357	\$17,298	\$8,585	\$13,357	\$13,088	\$9,900	\$12,646	\$9,577	\$11,776	\$11,396	\$2,847	\$0
2024	\$18,505	\$18,609	\$18,040	\$8,898	\$8,844	\$16,612	\$13,053	\$13,670	\$8,332	\$12,177	\$9,158	\$11,278	\$1,436	\$8,935	\$0
2025	\$15,764	\$13,889	\$15,290	\$15,126	\$15,061	\$13,846	\$9,985	\$12,247	\$10,421	\$12,254	\$9,262	\$11,325	\$7,143	\$7,015	\$0
2026	\$16,197	\$15,662	\$15,710	\$15,543	\$15,469	\$14,208	\$13,108	\$6,587	\$10,606	\$12,525	\$9,241	\$11,317	\$7,071	\$7,677	\$0
2027	\$16,537	\$16,116	\$16,273	\$16,102	\$16,019	\$14,707	\$13,410	\$9,048	\$10,775	\$6,111	\$9,932	\$11,822	\$7,709	\$7,921	\$0
2028	\$12,858	\$16,867	\$16,773	\$16,849	\$16,754	\$15,124	\$13,708	\$9,293	\$10,795	\$9,254	\$10,288	\$3,422	\$8,037	\$8,255	\$0
2029	\$17,331	\$17,577	\$12,170	\$17,286	\$17,179	\$10,491	\$14,021	\$9,564	\$11,035	\$9,487	\$10,689	\$7,442	\$7,495	\$7,720	\$0
2030	\$17,773	\$18,477	\$17,805	\$11,262	\$11,158	\$15,966	\$14,350	\$9,822	\$5,381	\$9,144	\$9,930	\$7,724	\$8,744	\$8,976	\$0
2031	\$18,397	\$12,095	\$18,442	\$18,038	\$17,898	\$16,500	\$13,715	\$10,078	\$11,353	\$10,020	\$11,504	\$7,051	\$9,070	\$8,033	\$0
2032	\$19,227	\$19,429	\$19,289	\$18,876	\$18,713	\$17,203	(\$51)	\$8,753	\$9,518	\$10,358	(\$1,176)	\$8,062	\$7,772	\$8,813	\$0
2033	\$16,718	\$17,039	\$17,175	\$16,751	\$16,607	\$15,114	\$13,845	\$9,075	\$11,931	\$9,427	\$5,130	\$7,072	\$8,328	\$47	\$0
2034	\$13,393	\$17,494	\$17,209	\$17,191	\$17,032	\$15,246	\$13,956	\$9,098	\$11,488	\$9,149	\$4,967	\$6,712	(\$1,577)	\$2,440	\$0
2035	\$16,443	\$18,058	\$13,125	\$17,270	\$17,099	\$11,046	\$14,156	\$9,082	\$12,037	\$9,517	\$4,607	\$6,990	\$1,673	\$1,754	\$0
2036	\$16,932	\$18,685	\$17,054	\$12,260	\$12,108	\$14,850	\$14,169	(\$3,555)	\$12,191	\$9,476	\$5,503	\$6,371	\$874	\$2,555	\$0
2037	\$17,665	\$12,805	\$17,643	\$16,968	\$17,058	\$15,288	\$14,175	\$195	\$12,130	(\$6,051)	\$4,478	\$6,716	\$1,721	\$2,558	\$0
2038	\$18,094	\$18,538	\$18,544	\$17,852	\$17,676	\$15,683	\$11,449	(\$57)	\$12,003	(\$1,158)	\$5,577	(\$14,071)	\$1,645	\$2,510	\$0
2039	\$17,695	\$18,725	\$19,303	\$18,596	\$18,464	\$16,364	\$9,102	\$476	\$14,246	(\$403)	\$6,896	(\$7,159)	\$2,330	\$3,200	\$0
2040	\$1,923	\$2,777	\$2,686	\$2,754	\$2,742	\$2,235	\$1,897	\$20	(\$1,247)	(\$177)	\$1,034	(\$1,107)	\$440	\$567	\$0

Figure 16:
Gas Units
Present Value Utility Cost Differentials vs. All New Build Plan
(PVUC New Build - PVUC Existing Unit)

	Present Value Utility Cost Differential with All New Build Plan (PVUC New Build - PVUC Existing Unit)															
	TC6	TC10	TC8	TC9	TC7	TC5	PD13	BR11	BR5	BR6	BR8	BR7	BR10	BR9	REF	
2011	\$0	\$0	\$0	\$0	\$0	\$0	\$0	\$0	\$0	\$0	\$0	\$0	\$0	\$0	\$0	
2012	\$0	\$0	\$0	\$0	\$0	\$0	\$0	\$0	\$0	\$0	\$0	\$0	\$0	\$0	\$0	
2013	\$0	\$0	\$0	\$0	\$0	\$0	\$0	\$0	\$0	\$0	\$0	\$0	\$0	\$0	\$0	
2014	\$0	\$0	\$0	\$0	\$0	\$0	\$0	\$0	\$0	\$0	\$0	\$0	\$0	\$0	\$0	
2015	\$0	\$0	\$0	\$0	\$0	\$0	\$0	\$0	\$0	\$0	\$0	\$0	\$0	\$0	\$0	
2016	\$0	\$0	\$0	\$0	\$0	\$0	\$0	\$0	\$0	\$0	\$0	\$0	\$0	\$0	\$0	
2017	\$10,470	\$10,495	\$5,683	\$10,399	\$10,379	\$4,976	\$7,682	\$7,304	\$6,703	\$3,190	\$7,268	\$8,515	\$6,362	\$6,190	\$0	
2018	\$9,645	\$9,670	\$9,421	\$5,647	\$5,629	\$8,735	\$1,249	\$6,558	\$6,063	\$6,662	\$6,531	\$3,089	\$5,719	\$5,556	\$0	
2019	\$9,257	\$5,764	\$9,041	\$8,973	\$8,953	\$8,380	\$6,864	\$6,509	\$6,222	\$6,302	\$5,881	\$5,979	\$5,006	\$4,707	\$0	
2020	\$8,371	\$8,125	\$8,164	\$8,098	\$8,078	\$7,526	\$6,464	\$5,976	\$2,530	\$5,597	\$5,967	\$5,485	\$5,122	\$4,209	\$0	
2021	\$8,362	\$8,189	\$8,244	\$8,182	\$8,160	\$7,625	\$6,394	\$6,021	\$4,550	\$5,849	\$2,093	\$5,114	\$5,222	\$3,283	\$0	
2022	\$4,883	\$7,755	\$7,727	\$7,748	\$7,725	\$7,123	\$6,068	\$5,305	\$3,912	\$5,638	\$4,512	\$5,252	\$4,530	\$3,454	\$0	
2023	\$7,505	\$7,549	\$4,267	\$7,461	\$7,436	\$3,690	\$5,742	\$5,626	\$4,256	\$5,436	\$4,117	\$5,062	\$4,899	\$1,224	\$0	
2024	\$7,454	\$7,496	\$7,267	\$3,585	\$3,563	\$6,692	\$5,258	\$5,507	\$3,356	\$4,905	\$3,689	\$4,543	\$678	\$3,599	\$0	
2025	\$5,951	\$5,243	\$5,772	\$5,710	\$5,686	\$5,227	\$3,769	\$4,623	\$3,934	\$4,626	\$3,496	\$4,275	\$2,697	\$2,648	\$0	
2026	\$5,730	\$5,541	\$5,558	\$5,498	\$5,473	\$5,026	\$4,637	\$2,330	\$3,752	\$4,431	\$3,269	\$4,004	\$2,502	\$2,716	\$0	
2027	\$5,482	\$5,343	\$5,395	\$5,338	\$5,311	\$4,876	\$4,446	\$3,000	\$3,572	\$2,026	\$3,293	\$3,919	\$2,556	\$2,626	\$0	
2028	\$3,995	\$5,240	\$5,211	\$5,235	\$5,205	\$4,699	\$4,259	\$2,887	\$3,354	\$2,875	\$3,196	\$1,063	\$2,497	\$2,565	\$0	
2029	\$5,046	\$5,117	\$3,543	\$5,033	\$5,001	\$3,054	\$4,082	\$2,784	\$3,213	\$2,762	\$3,112	\$2,167	\$2,182	\$2,247	\$0	
2030	\$4,849	\$5,041	\$4,858	\$3,073	\$3,044	\$4,356	\$3,915	\$2,680	\$1,468	\$2,495	\$2,709	\$2,107	\$2,386	\$2,449	\$0	
2031	\$4,704	\$3,092	\$4,715	\$4,612	\$4,576	\$4,219	\$3,507	\$2,577	\$2,903	\$2,562	\$2,941	\$1,803	\$2,319	\$2,054	\$0	
2032	\$4,607	\$4,655	\$4,622	\$4,523	\$4,484	\$4,122	(\$12)	\$2,097	\$2,280	\$2,482	(\$282)	\$1,932	\$1,862	\$2,111	\$0	
2033	\$3,754	\$3,826	\$3,856	\$3,761	\$3,729	\$3,394	\$3,109	\$2,038	\$2,679	\$2,117	\$1,152	\$1,588	\$1,870	\$10	\$0	
2034	\$2,818	\$3,681	\$3,621	\$3,617	\$3,584	\$3,208	\$2,937	\$1,914	\$2,417	\$1,925	\$1,045	\$1,412	(\$332)	\$513	\$0	
2035	\$3,242	\$3,561	\$2,588	\$3,405	\$3,372	\$2,178	\$2,791	\$1,791	\$2,374	\$1,877	\$909	\$1,378	\$330	\$346	\$0	
2036	\$3,129	\$3,453	\$3,151	\$2,265	\$2,237	\$2,744	\$2,618	(\$657)	\$2,253	\$1,751	\$1,017	\$1,177	\$161	\$472	\$0	
2037	\$3,059	\$2,217	\$3,055	\$2,938	\$2,954	\$2,647	\$2,455	\$34	\$2,101	(\$1,048)	\$775	\$1,163	\$298	\$443	\$0	
2038	\$2,936	\$3,008	\$3,009	\$2,897	\$2,868	\$2,545	\$1,858	(\$9)	\$1,948	(\$188)	\$905	(\$2,283)	\$267	\$407	\$0	
2039	\$2,691	\$2,848	\$2,935	\$2,828	\$2,808	\$2,489	\$1,384	\$72	\$2,166	(\$61)	\$1,049	(\$1,089)	\$354	\$487	\$0	
2040	\$1,923	\$2,777	\$2,686	\$2,754	\$2,742	\$2,235	\$1,897	\$20	(\$1,247)	(\$177)	\$1,034	(\$1,107)	\$440	\$567	\$0	

Figure 17:
Gas Units
Accumulated PV Utility Cost from First Year with a Negative Differential

	Accumulated PV Utility Cost from First Year with a Negative Differential													REF	
	TC6	TC10	TC8	TC9	TC7	TC5	PD13	BR11	BR5	BR6	BR8	BR7	BR10	BR9	REF
2011															
2012															
2013															
2014															
2015															
2016															
2017															
2018															
2019															
2020															
2021															
2022															
2023															
2024															
2025															
2026															
2027															
2028															
2029															
2030															
2031															
2032							(\$12)				(\$282)				
2033															
2034													(\$332)		
2035															
2036															
2037								(\$657)		(\$1,048)					
2038										(\$1,236)		(\$2,283)			
2039										(\$1,297)		(\$1,235)			
2040									(\$1,247)	(\$1,474)		(\$201)			

Figure 18
Fixed Cost Assumptions
Brown 5, 6, 7 and 11

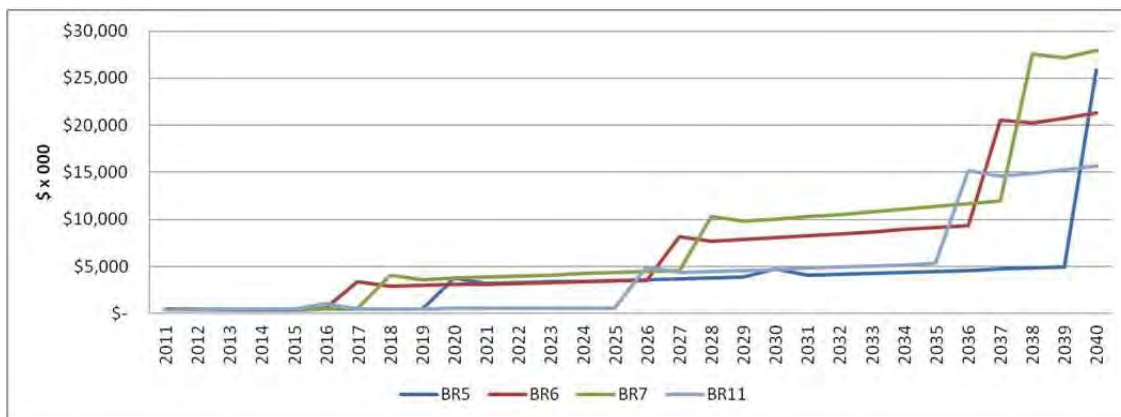
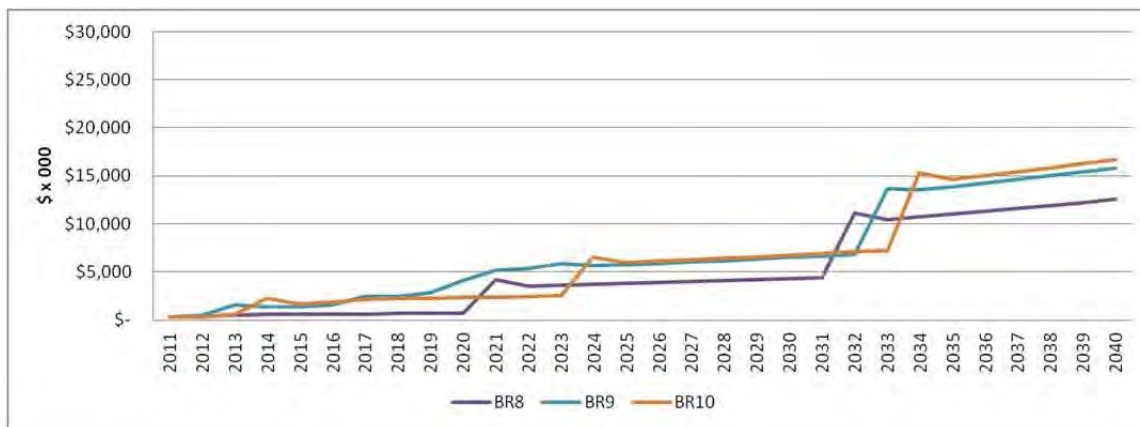


Figure 19
Fixed Cost Assumptions
Brown 8, 9 and 10



VII. Results – Secondary CTs

Finally, there is a class of smaller generating units that are called Secondary CTs. These smaller peaking units include Haefling 1-3, Cane Run 11, Paddy's Run 11 & 12, and Zorn 1 and range in size from 12 to 23 MW (see Figure 2). A high percentage of the time, the Primary CTs fulfill the peak load needs of the Companies. These seven Secondary CT units are older gas-fired units that are beyond their expected economic lives in terms of operations. The primary role for several of these Secondary CT units is to provide black-start capabilities for the system. They have very high heat rates and operating costs and for the most part, are used to serve load only during extreme peak conditions. Because they are operated infrequently, these units have no ongoing FOM or CapEx. These units were analyzed against the gas fired deferral units in the Reference Plan. Since they do not have any fixed costs forecasted or modeled and they generate at very low capacity factors, they never incur significant costs and therefore do not reach the end of their economic lives within the study period.

Figure 20 shows the Nominal Value Utility Cost Differentials between the Reference Plan and the Secondary CTs. Since these are nominal values, they can be interpreted to be the amount that could be spent on these units in any given year before the overall cost differential would go negative. In any given year, LG&E-KU can spend up to that nominal amount before it would be more economical to retire the units.

Figure 20:
Secondary CTs
Nominal Utility Cost Differentials vs. All New Build Plan
(PVUC New Build - PVUC Existing Unit)

	Nominal Utility Cost Differential with All New Build Plan (New Build - Existing Unit)					
	PD11	ZN1	CR11	PD12	HF13	REF
2011	\$0	\$0	\$0	\$0	\$0	\$0
2012	\$0	\$0	\$0	\$0	\$0	\$0
2013	\$0	\$0	\$0	\$0	\$0	\$0
2014	\$0	\$0	\$0	\$0	\$0	\$0
2015	\$0	\$0	\$0	\$0	\$0	\$0
2016	\$0	\$0	\$0	\$0	\$0	\$0
2017	\$3,899	\$3,899	\$3,739	\$3,109	\$2,084	\$0
2018	\$2,868	\$2,868	\$2,752	\$2,302	\$1,573	\$0
2019	\$3,058	\$3,058	\$2,947	\$2,540	\$1,877	\$0
2020	\$2,097	\$2,097	\$2,063	\$2,002	\$1,854	\$0
2021	\$4,441	\$4,441	\$4,321	\$3,886	\$3,214	\$0
2022	\$4,353	\$4,353	\$4,216	\$3,795	\$3,058	\$0
2023	\$4,925	\$4,925	\$4,743	\$4,153	\$3,158	\$0
2024	\$6,159	\$6,159	\$5,880	\$4,902	\$3,321	\$0
2025	\$1,814	\$1,814	\$1,880	\$2,399	\$3,024	\$0
2026	\$1,980	\$1,980	\$2,026	\$2,494	\$3,022	\$0
2027	\$2,276	\$2,276	\$2,276	\$2,744	\$3,161	\$0
2028	\$2,871	\$2,871	\$2,808	\$3,043	\$3,095	\$0
2029	\$3,344	\$3,344	\$3,239	\$3,326	\$3,140	\$0
2030	\$4,176	\$4,176	\$3,990	\$3,764	\$3,113	\$0
2031	\$4,604	\$4,604	\$4,383	\$4,048	\$3,228	\$0
2032	\$5,450	\$5,450	\$5,146	\$4,462	\$3,150	\$0
2033	\$2,137	\$2,137	\$2,099	\$2,720	\$3,152	\$0
2034	\$2,380	\$2,380	\$2,310	\$2,835	\$3,100	\$0
2035	\$2,754	\$2,754	\$2,641	\$3,003	\$3,022	\$0
2036	\$3,236	\$3,236	\$3,080	\$3,261	\$3,027	\$0
2037	\$3,827	\$3,827	\$3,623	\$3,557	\$3,016	\$0
2038	\$4,544	\$4,544	\$4,294	\$3,929	\$3,063	\$0
2039	\$2,493	\$2,493	\$2,365	\$3,221	\$3,482	\$0
2040	\$2,671	\$2,671	\$2,514	\$3,312	\$3,437	\$0

VIII. Summary

Ventix Inc. performed a Life Assessment of a number of LG&E and KU's generating assets to determine the effective useful economic lives of these assets. Newer units whose ages were not projected to reach a "nominal" end of operating life (60 years for coal fired generation and 30 years for gas fired generation) were not considered in this analysis. Likewise, none of LG&E and KU's hydro generation assets were considered in this analysis because previous asset economic life expectancy analysis has demonstrated that once the initial high cost of constructing the associated dam and reservoir are made, the actual operations and maintenance costs of the generators are relatively minor as compared to gas or coal fired replacement generation.

For the generating units analyzed, this study was divided into three parts: coal fired units, gas fired units, and a group of older units referred to collectively as Secondary CTs. Figure 21 summarizes the results of this Life Assessment for LG&E and KU's coal fired assets. The analysis projected an end of economic life for only two of the eight coal-fired units examined: Brown 1 and Brown 2. For the remaining coal fired units, the analysis showed no economic retirement date within the study horizon (2011 through 2040).

Figure 21:

Coal Fired Generating Assets	
Unit Name	Projected End of Economic Life
Brown 1	2028
Brown 2	2034
Brown 3	2040 +
Ghent 1	2040 +
Ghent 2	2040 +
Mill Creek 1	2040 +
Mill Creek 2	2040 +
Mill Creek 3	2040 +

The assessment of the economics of continuing to operate LG&E and KU's gas fired generating assets (Brown 5-11, Paddy's Run 13, and Trimble County 5-10) indicates that although all of these assets will pass the 30th year of operations during the study horizon, only four of these units show potential economic losses from continued operations during that time period. The results for Brown 5, 6, 7, and 11 indicate that these units may reach the end of their economic lives near the end of the study horizon – from eight to ten years beyond their 30th anniversaries of commercial operation. These dates are shown in Figure 22. Brown units 8, 9, and 10 which would reach 40 years of age in 2035 do not show an end of economic life before the end of the study horizon. These units do not have O&M costs or CapEx projections that show significant increases in the out years of the study horizon that appear to drive the potential retirement of the other Brown units. Without these cost

increases, these units can be expected to remain economic throughout the study horizon. The remaining gas fired units (Paddy's Run 13, and Trimble County 5-10) also do not show an end of economic life through 2040.

Figure 22:


Gas Fired Generating Assets	
Unit Name	Projected End of Economic Life
Brown 5	2040
Brown 6	2037
Brown 7	2038
Brown 8	2040 +
Brown 9	2040 +
Brown 10	2040 +
Brown 11	2036
Paddy's Run 13	2040 +
Trimble County 5	2036
Trimble County 6	2040 +
Trimble County 7	2036
Trimble County 8	2040 +
Trimble County 9	2036
Trimble County 10	2040 +

Finally, the seven Secondary CTs (Haefling 1-3, Cane Run 11, Paddy's Run 11 & 12, and Zorn 1) did not show an end of economic life within the study horizon. The primary reasons for this, despite all of these units being currently well past their original life expectancies (nominally 30 years for a gas fired unit), are the minimal operations and maintenance costs projected for these units, a lack of any significant periodic maintenance cost increases similar to all the other units examined, and a forecast for no CapEx on these assets over the entire study horizon. These results suggest a unique situation whereby these units are retained only for their black-start and capacity reserve purposes with absolutely minimal generation operations until and unless they experience a catastrophic failure that results in any significant cost to repair the unit. A table of nominal cost differentials vs. gas fired replacement generation is provided in Figure 20. These nominal cost differentials should be interpreted as the maximum threshold for expenditures in any one year that would result in the resource remaining economically viable. Nevertheless, it would be prudent to begin planning for the replacement of this 99 MW of generation capacity at some point over the next ten to fifteen years to avoid a situation where the company actually needs some portion of that capacity and it was unavailable due to a catastrophic failure resulting in a greater than economic threshold cost to repair.

Appendices:


CONFIDENTIAL INFORMATION REDACTED

Charnas




CONFIDENTIAL INFORMATION REDACTED

Charnas




CONFIDENTIAL INFORMATION REDACTED

Charnas




CONFIDENTIAL INFORMATION REDACTED




CONFIDENTIAL INFORMATION REDACTED

Charnas




CONFIDENTIAL INFORMATION REDACTED

Charnas




CONFIDENTIAL INFORMATION REDACTED

Charnas




CONFIDENTIAL INFORMATION REDACTED

Charnas




CONFIDENTIAL INFORMATION REDACTED

Charnas



CONFIDENTIAL INFORMATION REDACTED

Charnas



Kentucky Utilities Company
Journal Entries for Account 333
Water Wheels, Turbines and Generators

DESCRIPTION	DEBIT	CREDIT
Accumulated Depreciation-Retirement Work In Progress-Acct 108	\$ 315,415	
Cash-Acct 131		\$ 315,415
<i>Cash payments for cost of removal.</i>		
Accumulated Depreciation-Acct 108 (Cost of Removal)	\$ 315,415	
Accumulated Depreciation-Retirement Work In Progress-Acct 108		\$ 315,415
<i>Application of cost of removal cash against accumulated depreciation reserves when the asset is retired in the fixed asset system.</i>		

Wiseman, Sara

From: Rutter, Cheryl A. <crutter@GFNET.com>
Sent: Tuesday, April 19, 2011 2:20 PM
To: Mattingly, Carrie
Cc: Wiseman, Sara; Spanos, John J.
Subject: RE: LG&E and KU Services Company - ACTION/RESPONSE REQUESTED
Attachments: Administrative Services Agreement-Draft-4-15-11.doc; W-9.PDF; GF Certificates of Insurance.pdf; Vendor_Banking_Information_2010-4-15-11.doc; GF Signed Page 2 of Vendor Banking Info Document.pdf; GF - ACH_form.pdf

Importance: High

Hi, Carrie.....

As requested, attached are the following documents:

1. Word file of your Services Agreement...with Gannett Fleming's suggested changes incorporated using Word's Track Changes Feature.
2. Gannett Fleming's W9
3. Gannett Fleming's Certificates of Insurance
4. Your Word file containing GF (Vendor) Banking Information, completed (does not contain signatures)
5. PDF file of Signed Page 2 of Vendor Banking Information form (item 4 of this email)
6. PDF file of Signed Request Authorization for ACH Payment page (ACH Form) of Vendor Banking Information document (item 4 of this email).

After you have had an opportunity to review the attached, please feel free to contact me either via email or by phone with any questions, clarification, etc., or if you require additional information.

Tx much and have a great day ☺

Cheryl
Cheryl Ann Rutter, CPS
Administrator
Valuation and Rate Division
Gannett Fleming, Inc.
P.O. Box 67100
Harrisburg, PA 17106-7100
717/763-7212, Ext. 2283 (Phone)
717/763-4590 (Fax)
email: crutter@gfnet.com

From: Mattingly, Carrie [mailto:Carrie.Mattingly@lge-ku.com]
Sent: Friday, April 08, 2011 1:49 PM
To: Rutter, Cheryl A.
Cc: Wiseman, Sara
Subject: RE: LG&E and KU Services Company

Here you go. ☺

I really only need you to complete page 4 and return it but if you want to complete the entire document, I will verify that our information regarding your company is correct and up to date in our system.

Kind Regards,
Carrie

From: Rutter, Cheryl A. [mailto:crutter@GFNET.com]
Sent: Friday, April 08, 2011 1:44 PM
To: Mattingly, Carrie
Cc: Wiseman, Sara
Subject: RE: LG&E and KU Services Company

Hi, Carrie.....

Yes, I believe we should get into today's world and use the ACH payment process.....so, would you kindly send me that document.

Tx much ☺

Cheryl

From: Mattingly, Carrie [mailto:Carrie.Mattingly@lge-ku.com]
Sent: Friday, April 08, 2011 1:10 PM
To: Rutter, Cheryl A.
Cc: Wiseman, Sara
Subject: RE: LG&E and KU Services Company

Cheryl-

The only attachment I sent was the ASA. I will have a document for you to complete should your company chose to utilize the ACH payment process.

Let me know if you need anything else.

Kind Regards,
Carrie

From: Rutter, Cheryl A. [mailto:crutter@GFNET.com]
Sent: Friday, April 08, 2011 11:37 AM
To: Mattingly, Carrie
Subject: RE: LG&E and KU Services Company

Hi, Carrie....

John forwarded your email to me; however, he didn't provide the attachments that you had sent to him.....

Would you kindly send them to me, as I will be the one taking care of these.

Tx much and have a great day ☺

Cheryl
Cheryl Ann Rutter, CPS
Administrator
Valuation and Rate Division
Gannett Fleming, Inc.
P.O. Box 67100
Harrisburg, PA 17106-7100
717/763-7212, Ext. 2283 (Phone)
717/763-4590 (Fax)

email: crutter@gfnet.com

From: Spanos, John J.
Sent: Friday, April 08, 2011 11:28 AM
To: Mattingly, Carrie
Cc: Wiseman, Sara; Rutter, Cheryl A.
Subject: RE: LG&E and KU Services Company

Carrie:

I will get each of your requests taken care of as soon as possible. Some of these requests may be responded to by Cheryl Rutter, our division administrator.

Thanks

John

From: Mattingly, Carrie [mailto:Carrie.Mattingly@lge-ku.com]
Sent: Friday, April 08, 2011 10:30 AM
To: Spanos, John J.
Cc: Wiseman, Sara
Subject: LG&E and KU Services Company

Good Morning Mr. Spanos.

I am a Supply Chain representative working with Sara Wiseman to draft a new contract with your company, Gannett Fleming for a depreciation study and expert testimony. I have reviewed the proposal that you submitted and I need some additional information.

Please provide me with the following:

- Hourly billing rates as they apply to this scope of work
- Updated/Current Certificate of Insurance
- Listing LG&E and KU Services Company & Affiliates as an additional insured
- The description/special provisions field should read: Certificate holder is named as an additional insured. Waiver of subrogation applies.
- Please include any Professional Liability coverage as well
- A signed copy of the attached Administrative Services Agreement (updated terms and conditions)

Lastly, I would like to know if your company is interested in switching to ACH payment versus a physical check? If so, are there an invoice discount associated with this payment method? Currently Gannett Fleming is set up with NET 30 pay terms. Are there any invoice discounts associated with paying the invoice early?

Kind Regards,

Carrie Mattingly

Sourcing Leader II, Supply Chain
LG&E and KU Services Company
820 West Broadway
Louisville, KY 40202

ph: 502-627-2433

fax: 502-217-4991

We all live with the objective of being happy; our lives are all different and yet the same. - Anne Frank

<<Administrative Services Agreement.doc>>

NOTE: The extension for all E.ON U.S. e-mail addresses has changed from @eon-us.com to @lge-ku.com. Please update your address book accordingly.

The information contained in this transmission is intended only for the person or entity to which it is directly addressed or copied. It may contain material of confidential and/or private nature. Any review, retransmission, dissemination or other use of, or taking of any action in reliance upon, this information by persons or entities other than the intended recipient is not allowed. If you received this message and the information contained therein by error, please contact the sender and delete the material from your/any storage medium.

NOTE: The extension for all E.ON U.S. e-mail addresses has changed from @eon-us.com to @lge-ku.com. Please update your address book accordingly.

The information contained in this transmission is intended only for the person or entity to which it is directly addressed or copied. It may contain material of confidential and/or private nature. Any review, retransmission, dissemination or other use of, or taking of any action in reliance upon, this information by persons or entities other than the intended recipient is not allowed. If you received this message and the information contained therein by error, please contact the sender and delete the material from your/any storage medium.

NOTE: The extension for all E.ON U.S. e-mail addresses has changed from @eon-us.com to @lge-ku.com. Please update your address book accordingly.

The information contained in this transmission is intended only for the person or entity to which it is directly addressed or copied. It may contain material of confidential and/or private nature. Any review, retransmission, dissemination or other use of, or taking of any action in reliance upon, this information by persons or entities other than the intended recipient is not allowed. If you received this message and the information contained therein by error, please contact the sender and delete the material from your/any storage medium.

**ADMINISTRATIVE SERVICES AGREEMENT
LG&E AND KU SERVICES COMPANY AND/OR AFFILIATES**

This Administrative Services Agreement (this "Agreement") is made this ___ day of _____, 20__ (the "Effective Date") by and between LG&E and KU Services Company, a Kentucky corporation ("LG&E and KU Services Company") and/or its "Affiliates" (as defined below) and Gannett Fleming, Inc. ("Contractor"), a Delaware corporation (~~the state of entity's organization and entity type, such as "Kentucky corporation" or "Kentucky limited liability company", etc.~~).

WHEREAS, Contractor desires the opportunity to perform Administrative And/Or Professional Non-Engineering Related Services to Company and/or its Affiliates from time to time, and Company desires the opportunity to engage Contractor to provide such Administrative And/Or Professional Non-Engineering Related Services, evaluations and/or recommendations;

WHEREAS, the Administrative And/Or Professional Non-Engineering Related Services to be rendered by Contractor, as defined in Article 1.01, do not constitute any engineering services, electrical reliability studies, surveys and/or environmentally related services (if engineering services, electrical reliability studies, surveys and/or environmentally professional services should ever be rendered by Contractor to Company, or if Contractor should ever provide any goods and/or render any engineering related and/or construction services to the Company pursuant to any Contract, Statement of Work and/or Purchase Order (or any change orders related thereto), Contractor must then enter into Company's standard "General Services Agreement"; provided, however, that nothing in this Agreement shall preclude Contractor from rendering other types of professional and/or business administrative types of services (i.e., accounting, medical, legal, etc.) which do not constitute engineering services, electrical reliability studies, surveys and/or environmentally related services; and

WHEREAS, the parties intend that this Agreement sets forth the exclusive set of terms and conditions which shall govern the performance of the Work by Contractor for Company should Company engage Contractor to provide Work.

NOW THEREFORE, in consideration of the premises, the mutual covenants contained herein, and other good and valuable consideration, the receipt and sufficiency of which are hereby acknowledged, and incorporating the above stated recitals, the parties do agree as follows:

ARTICLE 1 DEFINITIONS

- 1.01 Administrative And/Or Professional Non-Engineering Related Services:** "Administrative And/Or Professional Non-Engineering Related Services" shall mean any types of professional and/or business administrative types of services (i.e., accounting, medical, legal, etc.) which do not constitute professional engineering services, electrical reliability studies, surveys and/or environmentally related services.
- 1.02 Affiliate:** "Affiliate" shall mean any entity which, from time to time, in whole or in part, and directly or indirectly, controls, is controlled by, or under common control with LG&E and KU Services Company and shall include, without limitation, Louisville Gas and Electric Company and Kentucky Utilities Company, both Kentucky corporations.
- 1.03 Agreement:** "Agreement" shall mean this Administrative Consulting Services Agreement, along with any attachments, specifications, Purchase Orders, engagement letters or Statements of Work sent by Company in accordance with Article 2, and/or other agreed collateral document pursuant to which the Work is to be performed.
- 1.04 Applicable Laws:** "Applicable Laws" shall mean any and all applicable federal, state or local laws, regulations, codes, ordinances, administrative rules, court orders or permits.
- 1.05 Contract:** "Contract" shall mean, in the aggregate, those specialized terms and conditions contained within Statements of Work and/or Purchase Orders, if any, which are issued pursuant to this Agreement with respect to the Administrative And/Or Professional Non-Engineering Related Services.
- 1.06 Contract Price:** "Contract Price" shall mean the aggregate of the particular consideration set forth in one or more Purchase Orders or as otherwise agreed upon. Unless otherwise agreed, the Contract Price includes all applicable taxes, duties, fees and assessments of any nature including, without limitation, all sales and use taxes, due to any governmental authority with respect to the Work.

- 1.07 Contractor:** "Contractor" shall mean the entity designated as the "Contractor" in the opening paragraph of this Agreement.
- 1.08 Company:** "Company" shall mean LG&E and KU Services Company and/or any of its Affiliates as appropriate based on which entity is the party to the Purchase Order, engagement letter, Statement of Work or other binding document. The rights and obligations of LG&E and KU Services Company and each of its Affiliates hereunder shall be limited to the extent of such party's proportionate utilization of Contractor's services hereunder.
- 1.09 LG&E and KU Services Company:** "LG&E and KU Services Company" shall mean LG&E and KU Services Company, a Kentucky corporation.
- 1.10 Purchase Order:** Company may, at its discretion, issue its own "Purchase Order Standard Terms and Conditions" and/or "Contractor's Purchase Agreement" (collectively, the "Purchase Order"), comprising part of the Contract and/or incorporating the Statements of Work, that may supplement, but not contradict this Agreement unless otherwise expressly provided by Company.
- 1.11 Statements of Work:** "Statements of Work", if any shall comprise, in part, the Contract including specifications, instructions, drawings, schedules, scopes and/or descriptions of Work.
- 1.12 Work:** "Work" shall include those Administrative And/Or Professional Non-Engineering Related Services set forth in any instructions, specifications, schedules, Contract, Statement(s) of Work and/or Purchase Order(s) as mutually executed by the parties.

ARTICLE 2 SCOPE OF AGREEMENT

Unless otherwise agreed in a writing executed by each of the parties (i.e., the Contract) which evidences a clear intention to supersede this Agreement, the parties intend that this Agreement apply to all transactions which may occur between Company and Contractor during the term of this Agreement. Company makes no commitment to Contractor as to the exclusiveness of this relationship or as to the volume and/or quantities (per unit or otherwise), if any, of business Company will perform with Contractor. Such Contract for the provision of Work under this Agreement shall be reflected by (a) each of the parties executing a mutually acceptable schedule to this Agreement or (b) Company providing a Purchase Order and/or engagement letter and/or Statement of Work to Contractor and Contractor accepting such Purchase Order, engagement letter and/or Statement of Work (including by commencing performance pursuant to such Purchase Order). In the event Company provides a Purchase Order, engagement letter and/or Statement of Work to Contractor and Contractor commences performance thereon, Contractor hereby agrees to the formation of a binding agreement as described in the Purchase Order upon Contractor's commencement of performance, waives any argument that it might otherwise have under Applicable Laws that the Purchase Order and/or Statement of Work should have been executed by each of the parties to be enforceable and further agrees to not contest the enforceability of such Purchase Order, engagement letter and/or Statement of Work on those grounds, and agrees to not contest the admissibility of Company's records related to such Purchase Order that are kept in the ordinary course by Company. In addition, in no event shall the terms and conditions of any proposal, Purchase Order acknowledgement, invoice, or other document, in each case as unilaterally issued by Contractor, be binding upon Company without Company's explicit written acceptance thereof. Any Work performed by Contractor without Company's binding commitment for such Work either via a duly executed schedule to this Agreement or a duly executed Purchase Order and/or Statement of Work shall be at Contractor's sole risk and expense, and Company shall have no obligation to pay for any such Work.

ARTICLE 3 CONDITIONS AND RISKS OF WORK; WORK HARMONY

Contractor represents that Contractor has carefully examined all conditions relevant to the Work and its surroundings, and Contractor assumes the risk of such conditions and will, regardless of such conditions, the expense, or difficulty of performing the Work, fully complete the Work for the stated Contract Price without further recourse to Company. Information on the site of the Work and local conditions at such site furnished by Company in specifications, drawings, or otherwise is made without representation or warranty of any nature by Company, is not guaranteed by Company, and is furnished solely for the convenience of Contractor. In case of a conflict between instructions, specifications, drawings, schedules, and/or Purchase Order(s), Company shall resolve such conflict; and Company's resolution shall be binding on Contractor. Contractor agrees that all labor employed by Contractor, its agents, or subcontractors for Work on the premises of Company, if any, shall be in harmony with all other labor being used by Company or other contractors working on Company's premises. To the extent applicable, Contractor agrees to give Company immediate notice of any threatened or actual labor dispute and will provide assistance as determined necessary by Company to resolve any such dispute. Contractor, its agents, or subcontractors, if any, shall remove from Company's premises any person objected to by Company in association with the Work.

ARTICLE 4 COMPANY CHANGES IN WORK

The scope of and conditions applicable to the Work shall be subject to changes by Company from time to time. Such changes shall only be enforceable if documented in a writing executed by Company. Except as otherwise specifically set forth in this Agreement, changes in the scope of or conditions applicable to the Work may result in adjustments in the Contract Price and/or the Work schedule in accordance with this Article 4. If Contractor believes that adjustment of the Contract Price or the Work schedule is justified, whether as a result of a change made pursuant to this Article or as a result of any other circumstance, then Contractor shall (a) give Company written notice of its claim within five (5) business days after receipt of notice of such change or the occurrence of such circumstances and (b) shall supply a written statement supporting Contractor's claim within ten (10) business days after receipt of notice of such change or occurrence of such circumstances, which statement shall include Contractor's detailed estimate of the effect on the Contract Price and/or the Work schedule. Contractor agrees to continue performance of the Work during the time any claim hereunder is pending. Company shall not be bound to any adjustments in the Contract Price or the Work schedule unless expressly agreed to by Company in writing. Company will not be liable for, and Contractor waives, any claims of Contractor that Contractor knew or should have known and that were not reported by Contractor in accordance with the provisions of this Article.

ARTICLE 5 FORCE MAJEURE

Neither party shall be liable to the other for any damages for any failure to perform or for any delays or interruptions beyond that party's reasonable control in performing any of its obligations under this Agreement only due to acts of God, fires, floods, earthquakes, riots, civil insurrection, acts of the public enemy, or acts or failures to act of civil or military authority, unless the time to perform is expressly guaranteed. Contractor shall advise Company immediately of any anticipated and actual failure, delay, or interruption and the cause and estimated duration of such event. Any such failure, delay, or interruption, even though existing on the date of this Agreement or on the date of the start of the Work, shall require Contractor to within five (5) days submit a recovery plan detailing the manner in which the failure, delay, or interruption shall be remedied and the revised schedule. Contractor shall diligently proceed with the Work notwithstanding the occurrence thereof. This Article shall apply only to the part of the Work directly affected by the particular failure, delay, or interruption, and shall not apply to the Work as a whole or any other unaffected part thereof.

ARTICLE 6 CONTRACTOR DELAYS

Time is of the essence in the performance of this Agreement by Contractor. Contractor agrees to cooperate with Company in scheduling the Work so that the project will progress with a minimum of delays. Company shall not be responsible for compensating Contractor for any costs of overtime or other premium time work unless Company has provided separate prior written authorization for additional compensation to Contractor.

ARTICLE 7 COMPANY EXTENSIONS

Company shall have the right to extend schedules or suspend the Work, in whole or in part, at any time upon written notice to Contractor (except that in an emergency or in the event that Company identifies any safety concerns, Company may require an immediate suspension upon oral or written notice to Contractor). Contractor shall, upon receipt of such notice, immediately suspend or delay the Work. Contractor shall resume any suspended Work when directed by Company. If Contractor follows the requirements of Article 4, a mutually agreed equitable adjustment to the Contract Price or to the schedules for payments and performance of the remaining Work may be made to reflect Company's extension of schedules or suspension of the Work. Contractor will provide Company with all information requested in connection with determining the amount of such equitable adjustment.

ARTICLE 8 AUDITING

8.01 Rights of Inspection of Records and Auditing. Contractor shall maintain complete records relating to any cost-based (i.e., Work not covered by firm prices) components billed under this Agreement or relating to the quantity of units billed under any unit price provisions of this Agreement (all the foregoing hereinafter referred to collectively as "Records") which shall be open to inspection and subject to audit and reproduction during normal working hours, by Company or its authorized representative to the extent necessary to adequately permit evaluation and verification of any invoices, payments, time sheets, or claims based on Contractor's actual costs incurred in the performance of Work under this Agreement. For the purpose of evaluating or verifying such actual or claimed costs, Company or its authorized representative shall have access to said Records at any time, including any time after final payment by Company to Contractor pursuant to this Agreement. All non-public information obtained in the course of such audits shall be held in confidence except pursuant to judicial and administrative order. Company or its authorized representatives shall have access, during normal working hours, to all necessary Contractor facilities

and shall be provided adequate and appropriate work space to conduct audits in compliance with the provisions of this Article. Company shall give Contractor reasonable notice of intended audits.

ARTICLE 9 COMPLIANCE WITH APPLICABLE LAWS; SAFETY; DRUG AND ALCOHOL TESTING; IMMIGRATION; NERC RELIABILITY STANDARDS COMPLIANCE

9.01 Applicable Laws and Safety: Contractor agrees to protect its own and its subcontractors' employees and be responsible for their Work until Company's acceptance of the entire project and, if Contractor and/or its employees, agents, representatives and/or subcontractors are on Company's premises, to protect Company's facilities, property, employees and third parties from damage or injury. Contractor shall at all times be solely responsible for complying with all Applicable Laws and facility rules, including without limitation those relating to health and safety, in connection with the Work and for obtaining (but only as approved by Company) all permits and approvals necessary to perform the Work. Without limiting the foregoing, and as applicable, Contractor agrees to strictly abide by and observe (i) all standards of the Occupational Safety & Health Administration (OSHA) which are applicable to the Work being performed now or in the future; (ii) Company's Contractor/Subcontractor Safety Policy; and (iii) Company's Contractor's Code of Business Conduct (Contractor hereby acknowledges receipt of copies of all such policies and agrees to be bound by these and any other rules and regulations of the Company, as well as to any amendments and/or modifications that may be issued in the future with respect thereto. If Contractor and/or its employees, agents, representatives and/or subcontractors are on Company's premises, Contractor shall maintain the Work site in a safe and orderly condition at all times. Company shall have the right but not the obligation to review Contractor's and/or its subcontractor's compliance with safety and cleanup measures. In the event Contractor fails to keep the work area clean, if Contractor and/or its employees, agents, representatives and/or subcontractors are on Company's premises, Company shall have the right to perform such cleanup on behalf of, at the risk of and at the expense of Contractor. Contractor further specifically acknowledges, agrees and warrants that Contractor has complied, and shall at all times during the term of this Agreement, comply in all respects with all laws, rules and regulations relating to the employment authorization of employees including, but not limited to, the Immigration Reform and Control Act of 1986, as amended, and the Illegal Immigration Reform and Immigrant Responsibility Act of 1996, as amended, whereby Contractor certifies to Company that Contractor has (a) properly maintained, and shall at all times during the term of this Agreement properly maintain all records required by Immigration and Customs Enforcement, such as the completion and maintenance of the Form I-9 for each of Contractor's employees; (b) that Contractor maintains and follows an established policy to verify the employment authorization of its employees; (c) that Contractor has verified the identity and employment eligibility of all employees in compliance with all applicable laws; and (d) that Contractor is without knowledge of any fact that would render any employee or subcontractor of Contractor ineligible to legally work in the United States. Contractor further acknowledges, agrees and warrants that all of its subcontractors will be required to agree to these same terms as a condition to being awarded any subcontract for such Work.

9.02 Hazards and Training: Assuming Contractor and/or its employees, agents, representatives and/or subcontractors are on Company's premises at any time performing the Work, Contractor shall furnish adequate numbers of trained, qualified, and experienced personnel and appropriate safety and other equipment in first-class condition, suitable for performance of the Work. Such personnel shall be skilled and properly trained to perform the Work and recognize all hazards associated with the Work. Without limiting the foregoing, Contractor shall participate in any safety orientation or other of Company's familiarization initiatives related to safety and shall strictly comply with any monitoring initiatives as determined by Company. Contractor shall accept all equipment, structures, and property of Company as found and acknowledges it has inspected the property, has determined the hazards incident to working thereon or thereabouts, and has adopted suitable precautions and methods for the protection and safety of its employees and the property.

9.03 Drug and Alcohol: Assuming Contractor and/or its employees, agents, representatives and/or subcontractors are on Company's premises at any time performing the Work, no person will perform any of the Work while under the influence of drugs or alcohol. No alcohol may be consumed within four (4) hours of the start of any person's performance of the Work or anytime during the workday. A person will be deemed under the influence of alcohol if a level of .02 percent blood alcohol or greater is found. In addition to the requirements of the drug testing program, as set forth in Company's rules and regulations, all persons who will perform any of the Work will be subject to drug and alcohol testing under either of the following circumstances: (i) where the person's performance either contributed to an accident or cannot be completely discounted as a contributing factor to an accident which involves off-site medical treatment of any person; and (ii) where Company determines in its sole discretion that there is reasonable cause to believe such person is using drugs or alcohol or may otherwise be unfit for duty. Such persons will not be permitted to perform any Work until the test results are established. Contractor shall be solely responsible for administering and conducting drug and alcohol testing, as set forth herein, at Contractor's sole

expense. As applicable and in addition to any other requirements under this Agreement, Contractor shall develop and strictly comply with any and all drug testing requirements as required by Applicable Laws.

9.04 NERC Reliability Standards. The following additional provisions shall apply if Contractor's Work in any way involves areas or assets which are located within physical security perimeters as defined by NERC's Reliability Standards for the Bulk Electric Systems of North America (collectively, the "NERC Standards"), including without limitation any Company data center or control center. Contractor's non-compliance of NERC Standards may result in fines and/or penalties being assessed against the Company that would result in Company seeking indemnification from Contractor as a consequence of Contractor's and/or its subcontractors', agents' and/or representatives' non-compliance of NERC Standards.

A. **Information Protection.** Without compromising the confidentiality provisions in Article 24, Contractor shall at all times comply with the Company's information protection program(s) as defined by CIP-003, R4. Among the information protected by this program are: (i) all operational procedures; (ii) lists of critical cyber assets; (iii) network topology or similar diagrams; (iv) floor plans of computing centers that contain critical cyber assets; (v) equipment layouts of critical cyber assets; (vi) disaster recovery plans; (vii) incident response plans; and (viii) security configuration information. Contractor shall protect this protected information from disclosure consistent with the program.

B. **Access Revocation.** Contractor shall **immediately** advise appropriate Company's management if any of Contractor's personnel who have key card access to a restricted area or electronic access to a protected system no longer require such access.

C. **Training.** If any Contractor personnel require key card access to a restricted area or electronic access to a protected system, Contractor shall ensure that such personnel complete, and retake as requested, all necessary NERC training as requested by Company.

D. **Personnel Risk Assessment.** If any Contractor personnel require key card access to a restricted area or electronic access to a protected system, Contractor shall ensure that Company receives necessary waivers and information from Contractor's personnel to complete, and repeat as necessary, such background checks as requested by Company.

Continuing Obligations. Contractor further acknowledges that its compliance with the NERC Standards is a continuing obligation during and after the Term. Upon written notice to Contractor, Company shall have the absolute right to audit and inspect any and all information regarding Contractor's compliance with this Section 9.04, and/or to require confirmation of the destruction of any documentation received from or regarding Company. Contractor is encouraged to contact Company's Compliance Department pursuant to Section 9.05 to ensure Contractor understands and complies with this Section 9.04.

9.05 Office of Compliance: The Company has an Office of Compliance. Should Contractor have actual knowledge of violations of any of the herein stated policies of conduct in this Article 9, or have a reasonable basis to believe that such violations will occur in the future, whether by its own employees, agents, representatives or subcontractors, or by another vendor and/or supplier of the Company and its employees, agents, representatives or subcontractors, or by any employee, agent and/or representative of Company, Contractor has an affirmative obligation to immediately report any such known, perceived and/or anticipated violations to the Company's Office of Compliance in care of Director, Compliance and Ethics, LG&E and KU Services Company, 220 West Main Street, Louisville, Kentucky 40202.

ARTICLE 10 STATUS OF CONTRACTOR

Company does not reserve any right to control the methods or manner of performance of the Work by Contractor. Contractor, in performing the Work, shall not act as an agent or employee of Company, but shall be and act as an independent contractor and shall be free to perform the Work by such methods and in such manner as Contractor may choose, doing everything necessary to perform such Work properly and safely and having supervision over and responsibility for the safety and actions of its employees. Contractor's employees and subcontractors shall not be deemed to be employees of Company. Contractor agrees that if any portion of Contractor's Work is subcontracted, all such subcontractors shall be bound by and observe the conditions of this Agreement to the same extent as required of Contractor. In such event, Company strongly encourages the use of Minority Business Enterprises, Women Business Enterprises, and Disadvantaged Business Enterprises, as defined under federal law and as certified by a certifying agency that Company recognizes as proper.

ARTICLE 11 EQUAL EMPLOYMENT OPPORTUNITY

To the extent applicable, Contractor shall comply with all of the following provisions, which are incorporated herein by reference: (i) Equal Opportunity regulations set forth in 41 CFR § 60-1.4(a) and (c), prohibiting employment discrimination against any employee or applicant because of race, color, religion, sex, or national origin; (ii)

Vietnam Era Veterans Readjustment Assistance Act regulations set forth in 41 CFR § 60-250.4 relating to the employment and advancement of disabled veterans and Vietnam era veterans; (iii) Rehabilitation Act regulations set forth in 41 CFR § 60-741.4 relating to the employment and advancement of qualified disabled employees and applicants for employment; (iv) the clause known as "Utilization of Small Business Concerns and Small Business Concerns Owned and Controlled by Socially and Economically Disadvantaged Individuals" set forth in 15 USC § 637(d)(3); and (v) the subcontracting plan requirement set forth in 15 USC § 637(d).

ARTICLE 12 INDEMNITY BY CONTRACTOR

Contractor shall indemnify, defend, and hold harmless Company, its directors, members, managers, officers, ~~and~~ employees, and ~~agents~~, from any and all damage, loss, claim, demand, suit, liability, penalty and/or fine (pursuant to Section 9.04 or otherwise), or forfeiture of every kind and nature, including but not limited to reasonable costs and expenses of defending against the same and payment of any settlement or judgment therefore, by reason of (a) bodily and other personal injuries to or deaths of persons, (b) damages to property, (c) the release or threatened release of a hazardous substance or any pollution or contamination of or other adverse effects on the environment, (d) violations of any Applicable Laws, or (e) infringement of patent, copyright, trademark, trade secret, or other property right, whether suffered directly by Company or indirectly by reason of third party claims, demands, or suits, ~~resulting or alleged to have resulted from~~ to the extent caused by the negligent acts or omissions of Contractor, its employees, agents, subcontractors, or other representatives or otherwise from performance of this Agreement. This obligation to indemnify, defend, and hold harmless shall survive termination or expiration of this Agreement.

ARTICLE 13 INSURANCE

13.01 Contractor's Insurance Obligation: During the entire duration of the scope of Work on a per occurrence basis with respect to any Purchase Order issued under this Agreement, Contractor shall provide and maintain, and shall require any subcontractor to provide and maintain the following insurance (and, except with regard to Workers' Compensation, naming Company as additional insured and waiving rights of subrogation against Company and Company's insurance carrier(s)), and shall submit evidence of such coverage to Company prior to the start of the Work and, furthermore, Contractor shall notify Company, prior to the commencement of any Work pursuant to any Statement of Work and/or Purchase Order, of any threatened, pending and/or paid off claims to third parties, individually or in the aggregate, which otherwise affects the availability of the limits of coverage inuring to the benefit of Company as hereinafter specified.

- (a) Workers' Compensation and Employer's Liability Policy, which shall include:
 - 1) Workers' Compensation (Coverage A), with statutory limits, and in accordance with the laws of the state where the Work is performed;
 - 2) Employer's Liability (Coverage B) with minimum limits of One Million Dollars (\$1,000,000) Bodily Injury by Accident, each Accident, \$1,000,000 Bodily Injury by Disease, each Employee,
 - 3) Thirty (30) Day Cancellation Clause; and
 - 4) Broad Form All States Endorsement
- (b) Commercial General Liability Policy, which shall have minimum limits of One Million Dollars (\$1,000,000) each occurrence; One Million Dollars (\$1,000,000) Products/Completed Operations Aggregate each occurrence; One Million Dollars (\$1,000,000) Personal and Advertising Injury each occurrence, in all cases subject to Two Million Dollars (\$2,000,000) in the General Aggregate for all such claims, and including:
 - 1) Thirty (30) Day Cancellation Clause;
 - 2) Blanket Written Contractual Liability to the extent covered by the policy against liability assumed by Contractor under this Agreement; and
 - 3) Broad Form Property Damage
- (c) Commercial Automobile Liability Insurance covering the use of all owned, non-owned, and hired automobiles, with a bodily injury, including death, and property damage combined single minimum limit of One Million Dollars (\$1,000,000) each occurrence with respect to Contractor's vehicles assigned to or used in performance of Work under this Agreement
- (d) Umbrella/Excess Liability Insurance with minimum limits of Two Million Dollars (\$2,000,000) per occurrence; Two Million Dollars (\$2,000,000) aggregate, to apply to employer's liability, commercial general liability, and automobile liability.
- (f) Professional Liability Insurance, only to the extent applicable, and/or Errors and Admission coverage relating to professional administrative/consulting types of services will be separately provided by Contractor as specified in the Work, with limits, in each respect, of Three Million Dollars (\$3,000,000) per

occurrence-claim and Three Million Dollars (\$3,000,000) in the aggregate, which insurance shall be either on an occurrence basis or on a claims made basis (with a retroactive date satisfactory to Company).

13.02 Quality of Insurance Coverage: The above policies to be provided by Contractor shall be written by insurance companies which are both licensed to do business in the state where the Work will be performed and either satisfactory to Company or having a Best Rating of not less than A-. These policies shall not be materially changed or canceled except with thirty (30) days written notice to Company from Contractor and the insurance carrier. Evidence of coverage, notification of cancellation or other changes shall be mailed to: Attn: Manager, Supply Chain, LG&E and KU Services Company, P.O. Box 32020, Louisville, Kentucky 40232.

13.03 Implication of Insurance: Company reserves the right to request and receive a summary of coverage of any of the above policies or endorsements; however, Company shall not be obligated to review any of Contractor's certificates of insurance, insurance policies, or endorsements, or to advise Contractor of any deficiencies in such documents. Any receipt of such documents or their review by Company shall not relieve Contractor from or be deemed a waiver of Company's rights to insist on strict fulfillment of Contractor's obligations under this Agreement.

13.04 Other Notices: Contractor shall provide notice of any accidents or claims relating to the Work to Company's Manager, Risk Management at LG&E and KU Services Company, P.O. Box 32030, Louisville, Kentucky 40232 and Company's site authorized representative.

ARTICLE 14 WARRANTIES

Contractor hereby represents and warrants to Company that all services provided by Contractor in its performance of its obligations under this Agreement shall be provided by personnel who are careful, skilled, experienced, qualified and competent. Contractor represents and warrants that all services, findings, recommendations and advice provided by or on behalf of Contractor under this Agreement shall be rendered in a highly competent and/or professional manner.

ARTICLE 15 OWNERSHIP OF INTELLECTUAL PROPERTY; PATENTS

All inventions, discoveries, processes, methods, designs, drawings, blueprints, information, software, works of authorship and know-how, or the like, whether or not patentable or copyrightable (collectively, "Intellectual Property"), which Contractor conceives, develops, or begins to develop, either alone or in conjunction with Company or others, in connection with the Work, shall be "work made for hire" and the sole and exclusive property of Company. ~~However, such documents are not intended or represented to be suitable for re-use by Company or others on extensions of the Project or on any other project. Any modification, changes, or reuse without written verification or adaptation by Contractor for the specific purpose intended will be at Company's sole risk and without liability or legal exposure to Contractor.~~ Upon request, Contractor shall promptly execute all applications, assignments, and other documents that Company shall deem necessary to apply for and obtain letters patent of the United States and/or copyright registration for the Intellectual Property and in order to evidence Company's sole ownership thereof.

Formatted: Font: (Default) Times New Roman, 10 pt

ARTICLE 16 ASSIGNMENT OF AGREEMENT; SUBCONTRACTING

Upon prior written notice given to Company, Contractor shall not, by operation of law or otherwise, assign and/or subcontract any part of the Work or this Agreement without Company's prior written approval. Such approval, if given by Company, shall not relieve Contractor from full responsibility for the fulfillment of any and all obligations under this Agreement. Under any and all circumstances, any permitted assignee of Contractor, whether or not such assignee shall be a division, subsidiary and/or affiliate entity of Contractor, shall also be fully bound by the terms of this Agreement and, furthermore, upon request by Company, each of Contractor and its permitted assignee shall provide sufficient financial information, as determined by Company in its sole discretion, necessary to validate such assignee's credit worthiness and ability to perform under this Agreement.

ARTICLE 17 INVOICES AND EFFECT OF PAYMENTS; RELEASE OF LIENS

17.01 Invoices: Within a reasonable period of time following the end of each calendar month or other agreed period, Contractor shall submit an invoice to Company that complies with this Article. Payments shall be made within forty-five (45) days of Company's receipt of Contractor's proper invoice, and, in the event that Company's payment is overdue, Contractor shall promptly provide Company with a notice that such payment is overdue. Contractor's invoices shall designate the extent to which LG&E and KU Services Company or any of its Affiliates is the responsible party. To the extent applicable, such invoices shall reference the contract number and shall also show labor, material and taxes paid regarding the services rendered (including without limitation sales and use taxes, to

the extent applicable), retainers to the extent as may be specified in the Purchase Order, Statement of Work and/or other contractual documentation. All invoices shall be submitted with supporting documentation and in acceptable form and quality to Company's authorized representative. Should Company dispute any invoice for any reason, payment on such invoice shall be made within thirty (30) days of the dispute resolution. Payment of the invoice shall not release Contractor from any of its obligations hereunder, including but not limited to its warranty and indemnity obligations.

17.02 Taxes: If Company provides Contractor with an exemption certificate demonstrating an exemption from sales or use taxes in Kentucky, then Contractor shall not withhold or pay Kentucky sales or use taxes to the extent such exemption certificate applies to the Work. In no event shall Contractor rely upon Company's direct pay authorization in not withholding or paying Kentucky sales or use taxes. Otherwise, Contractor shall be solely responsible for paying all appropriate sales, use, and other taxes and duties (including without limitation sales or use tax with respect to materials purchased and consumed in connection with the Work) to, as well as filing appropriate returns with, the appropriate authorities. To the extent specifically included in the Contract Price, Contractor shall bill Company for and Company shall pay Contractor all such taxes and duties, but Company shall in no event be obligated for taxes and duties not specifically included in the Contract Price or for interest or penalties arising out of Contractor's failure to comply with its obligations under this Section 17.

17.03 Billing of Additional Work: All claims for payments of additions to the Contract Price shall be shown on separate Contractor's invoices and must refer to the specific change order or written authorization issued by Company as a condition to being considered for payment.

17.04 Effect of Payments/Offset: No payments shall be considered as evidence of the performance of or acceptance of the Work, either in whole or in part, and all payments are subject to deduction for loss, damage, costs, or expenses for which Contractor may be liable under any Purchase Order or set-off hereunder. In addition to Company's right of off-set for threatened and/or filed liens and/or encumbrances, and/or with respect to payment disputes pursuant to Section 17.05, Company, without waiver or limitation of any rights or remedies of Company, shall be entitled from time to time to deduct from any and all amounts owing by Company to Contractor in connection with this Agreement or any other contract with Company any and all amounts owed by Contractor to Company in connection with this Agreement or any other contract with Company.

17.05 Release and Indemnity Regarding Liens: Contractor hereby releases and/or waives for itself and its successors in interest, and for all subcontractors and their successors in interest, any and all claim or right of mechanics or any other type of lien to assert and/or file upon Company's or any other party's property, the Work, or any part thereof as a result of performing the Work. Contractor shall execute and deliver to Company such documents as may be required by Applicable Laws (i.e., partial and/or final waivers of liens and/or affidavits of indemnification) to make this release effective and shall give all required notices to subcontractors with respect to ensuring the effectiveness of the foregoing releases against those parties. Contractor shall secure the removal of any lien that Contractor has agreed to release in this Article within five (5) working days of receipt of written notice from Company to remove such lien. If not timely removed, Company may remove the lien and charge all costs and expenses including legal fees to Contractor including, without limitation, the costs of bonding off such lien. Company, in its sole discretion, expressly reserves the right to off-set and/or retain any reasonable amount due to Contractor from payment of any one or more of Contractor's invoices upon Company having actual knowledge of any threatened and/or filed liens and/or encumbrances that may be asserted and/or filed by any subcontractor, materialman, independent contractor and/or third party with respect to the Work, with final payment being made by Company only upon verification that such threatened and/or filed liens and/or encumbrances have been irrevocably satisfied, settled, resolved and/or released (as applicable), and/or that any known payment disputes concerning the Work involving Contractor and any of its subcontractors, agents and/or representatives have been resolved so that no actions, liens and/or encumbrances will be filed against Company and/or Company's property.

ARTICLE 18 TERM AND TERMINATION

18.01 Term: This Agreement shall commence on the date set forth above and shall survive in full force and effect until terminated as set forth below and/or otherwise, solely with respect to any Statement of Work and/or Purchase Order, terminate consistent with the specified expiration date as may be stated in any Statement of Work and/or Purchase Order by and between Contractor and Company notwithstanding any terms and conditions to the contrary in this Agreement. A termination under this Article 18 based on certain Work shall only apply to the Statement of Work and/or Purchase Order that covers such Work. Any Statements of Work and/or Purchase Orders that do not relate to such Work shall not be affected by such a termination.

18.02 Termination for Contractor's Breach: If the Work to be done under this Agreement shall be abandoned by Contractor, if this Agreement or any portion thereof shall be assigned by operation of law or otherwise, if Contractor is placed in bankruptcy, or if a receiver be appointed for its properties, if Contractor shall make an

assignment for the benefit of creditors, if at any time the necessary progress of Work is not being maintained, if at any time Contractor's professional license (or any professional licenses of any of its employees and/or subcontractors) is revoked or rescinded, or if Contractor is violating any of the conditions or agreements of this Agreement, or has executed this Agreement in bad faith, Company may, without prejudice to any other rights or remedies it may have at law or equity as a result thereof, notify Contractor to discontinue any or all of the Work and terminate this Agreement in whole or part. In the event that Section 365(a) of the Bankruptcy Code or some successor law gives Contractor as debtor-in-possession the right to either accept or reject this Agreement, then Contractor agrees to file an appropriate motion with the Bankruptcy Court to either accept or reject this Agreement within twenty (20) days of the entry of the Order for Relief in the bankruptcy proceeding. Contractor and Company acknowledge and agree that said twenty (20) day period is reasonable under the circumstances. Contractor and Company also agree that if Company has not received notice that Contractor has filed a motion with the Bankruptcy Court to accept or reject this Agreement within said twenty (20) day period, then Company may file a motion with the Bankruptcy Court asking that this Agreement be accepted or rejected, and Contractor shall not oppose such motion.

18.03 Effect of Termination for Contractor's Breach: The expenses of completing the Work in excess of the unpaid portion of the Contract Price, together with any damages suffered by Company, shall be paid by Contractor, and Company shall have the right to set off such amounts from amounts due to Contractor. Company shall not be required to obtain the lowest figures for completing the Work but may make such expenditures as in its sole judgment shall best accomplish such completion.

18.04 Termination for Company's Convenience: Company may terminate this Agreement in whole or in part for its own convenience by fifteen (15) days' written notice at any time, with or without cause. In such event, Company shall pay Contractor all actual direct labor costs incurred on the Work prior to such notice, plus any reasonable unavoidable cancellation costs which Contractor may incur as a result of such termination.

ARTICLE 19 PUBLICITY

Contractor shall not issue news releases, publicize or issue advertising pertaining to the Work or this Agreement without first obtaining the written approval of Company.

ARTICLE 20 CONFIDENTIAL INFORMATION

All information relating to the Work or the business of Company, including, but not limited to, drawings and specifications relating to the Work, shall be held in confidence by Contractor and shall not be used by Contractor for any purpose other than for the performance of the Work or as authorized in writing by Company. or as required to be produced in response to subpoena, court order or other legal proceeding. All drawings, specifications, or documents furnished by Company to Contractor or developed in connection with the Work shall either be destroyed or returned to Company (including any copies thereof) upon request at any time.

Formatted: Font: (Default) Times New Roman, 10 pt

Formatted: Font: (Default) Times New Roman, 10 pt

ARTICLE 21 INCIDENTAL/CONSEQUENTIAL DAMAGES

Other than with respect to a force majeure as provided in Article 5 and Contractor's compliance therewith, Company expressly reserves its right to seek all incidental and/or consequential damages that may arise from the scope of Work of Contractor's performance and/or non-performance herein or regarding any of Contractor's employees, subcontractors, agents and/or representatives; provided, however, that in no event shall Contractor have the right to assert any claims of incidental and/or consequential damages against Company.

ARTICLE 22 MISCELLANEOUS

22.01 Waiver: No waiver by Company of any provision herein or of a breach of any provision shall constitute a waiver of any other breach or of any other provision.

22.02 Headings: The headings of Articles, Sections, Paragraphs, and other parts of this Agreement are for convenience only and do not define, limit, or construe the contents thereof.

22.03 Severability: If any provision of this Agreement shall be held invalid under law, such invalidity shall not affect any other provision or provisions hereof which are otherwise valid.

22.04 State Law Governing Agreement; Consent to Jurisdiction: This Agreement shall be governed by, and construed in accordance with, the laws of the Commonwealth of Kentucky, without regard to its principles of conflicts of laws. The site of any legal actions between the parties shall be held in state and/or federal court in Louisville, Kentucky.

22.05 Enforcement of Rights: Company shall have the right to recover from Contractor all expenses, including but not limited to fees for inside or outside counsel hired by Company, arising out of Contractor's breach of this Agreement or any other action by Company to enforce or defend Company's rights hereunder.

22.06 No Third Party Beneficiaries: Except for Contractor and Company, there are no intended third party beneficiaries of this Agreement and none may rely on this Agreement in making a claim against Company.
22.07 Notices: All notices and communications respecting this Agreement shall be in writing, shall be identified by the contract number, shall be designated for LG&E and KU Services Company, or the appropriate Affiliate, and shall be addressed as follows (which address either party may change upon five (5) days prior notice to the other party):

To Company:	To Contractor:
LG&E and KU Services Company	Gannett Fleming, Inc.
Attn: Manager, Supply Chain Division	Attn: John J. Spanos, Vice President, Valuation and Rate
P.O. Box 32020	P O
67100	Box
Louisville, Kentucky 40232	Harrisburg PA
7100	17106-
	Fax No.
	4590 717-763-

ARTICLE 23 LIABILITY OF AFFILIATES

Any and all liabilities of LG&E and KU Services Company and/or its Affiliates under this Agreement shall be several but not joint.

IN WITNESS WHEREOF, the parties have entered into this Agreement as of the Effective Date.

LG&E AND KU SERVICES COMPANY

(Contractor)

GANNETT FLEMING, INC.

Signature

Signature

Name (Please Print)

Name (Please Print)

Manager Supply Chain
Division

Title

Vice President, Valuation and Rate

Title

Formatted: Font: Not Italic

Date

Date

VENDOR NUMBER _____

**Request for the Addition of a Purchase Order Vendor
to the Vendor Master Record**

All fields highlighted in GRAY indicate areas where information is REQUIRED.

An LG&E AND KU SERVICES COMPANY and its Affiliates (Louisville Gas & Electric Company and Kentucky Utilities) employee is considered the proponent. All vendor add requests must originate from an LG&E AND KU SERVICES COMPANY and its Affiliates employee/proponent.

1. Vendor Information

Vendor Name – Please enter company name. This field is limited to 35 characters.

GANNETT FLEMING, INC.

A) Corporate Headquarters:*35 Characters or less*

Street: 207 Senate Avenue

Camp Hill

35 Characters or less

Zip/Postal Code: 17011

State/Prov.: PA

Country: USA

Telephone: 717-763-7211

Facsimile: 717-763-8150

Email address: crutter@gfnet.com

Website: gfnet.com and gfvr.com

B) Ordering Address (where to send purchase orders)*35 Characters or less*

Street: PO Box 67100

Town or City: Harrisburg

35 Characters or less

Zip/Postal Code: 17106-7100

State/Prov.: PA

Country: USA

Telephone: 717-763-7211

Email address: crutter@gfnet.com

Sales Contact: Cheryl A. Rutter, CPS, Administrator

We deliver purchase orders electronically via Oracle iSupplier Portal which requires our vendors to have access to an internet connection. This will help determine if your company is a good fit to conduct business with us. Do you have access to the internet? Yes No

We can also accommodate linking to an online store which we refer to as Punchout/XML (internet direct connect). Do you have an internet store? Yes No

To invoice for material (goods) purchases, we offer invoicing to our vendors in one of 2 ways:

- iSupplier Portal (internet) , or
- ERS (invoice generated by LG&E and KU Services Company at time of receipt of goods)

Please designate your preferred method above.

To invoice for services, we will contact you to advise proper method of invoicing.

C) Remit-To Address (where to send invoice payments)*35 Characters or less*

Street: PO Box 829160

Town or City: Philadelphia

35 Characters or less

Zip/Postal Code: 19182-9160

State/Prov.: PA

Country: USA

Accounts Receivable Contact : Cheryl Puhala

Telephone: 717-763-7211

Fax: 717-763-8150

Email Address: AccountsReceivable@gfnet.com

DUNS Numbering

6 | 0 | 9 | 1 | 5 | 3 | 8 | 8 | 7

(Data Universal
Numbering System)

Apply for a D-U-N-S Number, the industry standard for business listings

Do you accept Credit Cards? Yes No

VENDOR NUMBER _____

Definitions:

Corporate Headquarters – Most active office for your company that does business with LG&E AND KU SERVICES COMPANY and its affiliates.

Ordering Address – Location(s) to which you wish LG&E AND KU SERVICES COMPANY to SEND purchase orders. Use attachments as necessary.

Remit-to Address – Location to which you wish LG&E AND KU SERVICES COMPANY to SEND invoice payments.* Please attach copy of invoice for reference. * Note: Electronic payments are available. Complete enclosed form to initiate electronic payments.

D) Standard invoice terms are Net 30 Days. Please advise if you offer discount terms:

_____ % if paid in _____ days; else Net 30.

E) Supplier Type (Select one of the following)Attorney/Legal Services Charity/Contribution Coal/Natural Gas Contractor (Services Only) Professional Fees/Dues Retailer (Materials only) Other

Specify Products and Services _____

If you are a United States-based company, are you qualified as a Small Business concern? No Yes

Is your Company union affiliated? No Yes If Yes, which union affiliated organization _____

Is your business one of the following (If yes, please include copy of certification) Check all the applicable categories:

MBE Yes NoWBE Yes NoSmall Disadvantaged Business (SDB)? Yes NoVeteran Yes NoService Disabled Veteran Yes NoHub Zone Yes No

Under 15 U.S.C. 645(d), any person who misrepresents its size status shall (1) be punished by a fine, imprisonment, or both; (2) be subject to administrative remedies; and (3) be ineligible for participation in programs conducted under the authority of the Small Business Act.

Signature of person providing information _____

Title _____

Date _____

Indicate the following special classifications:

Standard Industry Code (SIC Code): 8711

North American Industry Code Standard (NAICS Code): 541330

European Classification Code (eClass Code): NOT APPLICABLE

F) Contact Information

Who can we contact if we have questions concerning your qualifications and/or this submission?

Name: Cheryl A. Rutter

Telephone: 717-762-7212, Ext. 2283

E-mail: crutter@gfnet.com

Who can we contact "AFTER HOURS" for EMERGENCY SERVICE requirements?

Name: Cheryl A. Rutter

Telephone: 717-763-7212, Ext. 2283

E-mail: crutter@gfnet.com

VENDOR NUMBER _____

**Fax the completed form to 502-217-2726 or mail to:
LG&E and KU Services Company
Attn: Supply Chain, BOC2, 820 W. Broadway, Louisville, KY 40202
Continue to page 4 for Form W9**

The following section is to be completed by LG&E and KU Services Company personnel only.

Date of Input:	Input By:		
Organization:	<input type="checkbox"/> LG&E	<input type="checkbox"/> KU	<input type="checkbox"/> SERVCO
Date of Certification:	Type of Certification:	GSA	ASA
Is this Vendor Request for One Time use only? * Yes _____ No _____ *If yes, this vendor will have a future inactive date inserted at time of creation based on the Payment Terms.			

G) If you are a Foreign-based company, indicate your TAX/VAT Registration: _____

H) If you are a United States-based company, complete Form W-9 as indicated. We are required by law to obtain a tax identification number when making a reportable payment to you. Failure to provide this information could result in a tax withholding of 31% and you may be subject to a \$50 penalty imposed by the I.R.S. In completing Form W-9, be sure that you CHECK APPROPRIATE BOX FOR CORPORATION/SOLE PROPRIETORSHIP / PARTNERSHIP OR OTHER. If individual or sole proprietorship, please list individual's name (please print) and Social Security Number. Make sure that YOUR TAX ID NUMBER IS 9 DIGITS.
The Business Name listed here will appear on purchase orders and checks.

VENDOR NUMBER _____

REQUEST AUTHORIZATION FOR ACH PAYMENT

Vendor Name: Gannett Fleming, Inc.

Tax ID Number: 25-1613591

Email Address for Remittance Advice (limited to 1 address): AccountsReivable@gfnet.com

BANKING INFORMATION FOR RECEIPT OF ACH TRANSFERS:

Bank Name: PNC Bank ,N.A.

Location (city, state): Camp Hill, PA

Bank Routing No. (ABA):* 031312738

Please be sure to include leading zeros

Account Number: 

Account Name: Gannett Fleming Companies

Robert K Rumbaugh, Jr. Asst. Controller

Authorized By Title

April 15, 2011

Signature Date

VENDOR NUMBER _____

Form **W-9**
 (Rev. October 2007)
 Department of the Treasury
 Internal Revenue Service

**Request for Taxpayer
 Identification Number and Certification**

Give form to the
 requester. Do not
 send to the IRS.

Print or type
 See Specific Instructions on page 2.

Name (as shown on your income tax return)	
Business name, if different from above	
Check appropriate box: <input type="checkbox"/> Individual/Sole proprietor <input type="checkbox"/> Corporation <input type="checkbox"/> Partnership <input type="checkbox"/> Limited liability company. Enter the tax classification (D=disregarded entity, C=corporation, P=partnership) ▶ ----- <input type="checkbox"/> Exempt payee <input type="checkbox"/> Other (see Instructions) ▶	
Address (number, street, and apt. or suite no.)	Requester's name and address (optional)
City, state, and ZIP code	
List account number(s) here (optional)	

Part I Taxpayer Identification Number (TIN)

Enter your TIN in the appropriate box. The TIN provided must match the name given on Line 1 to avoid backup withholding. For individuals, this is your social security number (SSN). However, for a resident alien, sole proprietor, or disregarded entity, see the Part I Instructions on page 3. For other entities, it is your employer identification number (EIN). If you do not have a number, see *How to get a TIN* on page 3.

Social security number
or
Employer identification number

Note. If the account is in more than one name, see the chart on page 4 for guidelines on whose number to enter.

Part II Certification

Under penalties of perjury, I certify that:

1. The number shown on this form is my correct taxpayer identification number (or I am waiting for a number to be issued to me), and
2. I am not subject to backup withholding because: (a) I am exempt from backup withholding, or (b) I have not been notified by the Internal Revenue Service (IRS) that I am subject to backup withholding as a result of a failure to report all interest or dividends, or (c) the IRS has notified me that I am no longer subject to backup withholding, and
3. I am a U.S. citizen or other U.S. person (defined below).

Certification Instructions. You must cross out item 2 above if you have been notified by the IRS that you are currently subject to backup withholding because you have failed to report all interest and dividends on your tax return. For real estate transactions, item 2 does not apply. For mortgage interest paid, acquisition or abandonment of secured property, cancellation of debt, contributions to an individual retirement arrangement (IRA), and generally, payments other than interest and dividends, you are not required to sign the Certification, but you must provide your correct TIN. See the instructions on page 4.

Sign Here	Signature of U.S. person ▶	Date ▶
------------------	----------------------------	--------

Signature not necessary on electronic copy unless specifically outlined in the instructions on form W-9, Part II, note 4 ([link to form W-9 Instructions here](#)). In lieu of signature, provide vendor contact name in signature area.

Fax the completed form to 502-217-2726 or mail to LG&E and KU Services Company, Attn: Supply Chain, BOC2, 820 W. Broadway, Louisville, KY 40202

Form **W-9**
(Rev. January 2011)
Department of the Treasury
Internal Revenue Service

Request for Taxpayer Identification Number and Certification

Give Form to the requester. Do not send to the IRS.

Name (as shown on your income tax return)
Gannett Fleming, Inc.

Business name/disregarded entity name, if different from above

Check appropriate box for federal tax classification (required):
 Individual/sole proprietor C Corporation S Corporation Partnership Trust/estate

Limited liability company. Enter the tax classification (C=C corporation, S=S corporation, P=partnership) ▶ _____

Other (see instructions) ▶ _____

Address (number, street, and apt. or suite no.)
207 Senate Avenue

City, state, and ZIP code
Camp Hill, PA 17011-2316

List account number(s) here (optional)

Requester's name and address (optional)

Print or type
See Specific Instructions on page 2.

Part I Taxpayer Identification Number (TIN)

Enter your TIN in the appropriate box. The TIN provided must match the name given on the "Name" line to avoid backup withholding. For individuals, this is your social security number (SSN). However, for a resident alien, sole proprietor, or disregarded entity, see the Part I instructions on page 3. For other entities, it is your employer identification number (EIN). If you do not have a number, see *How to get a TIN* on page 3.

Social security number

--	--	--	--	--	--	--

Employer identification number

2	5	-	1	6	1	3	5	9	1
---	---	---	---	---	---	---	---	---	---

Note. If the account is in more than one name, see the chart on page 4 for guidelines on whose number to enter.

Part II Certification

Under penalties of perjury, I certify that:

- The number shown on this form is my correct taxpayer identification number (or I am waiting for a number to be issued to me), and
- I am not subject to backup withholding because: (a) I am exempt from backup withholding, or (b) I have not been notified by the Internal Revenue Service (IRS) that I am subject to backup withholding as a result of a failure to report all interest or dividends, or (c) the IRS has notified me that I am no longer subject to backup withholding, and
- I am a U.S. citizen or other U.S. person (defined below).

Certification instructions. You must cross out item 2 above if you have been notified by the IRS that you are currently subject to backup withholding because you have failed to report all interest and dividends on your tax return. For real estate transactions, item 2 does not apply. For mortgage interest paid, acquisition or abandonment of secured property, cancellation of debt, contributions to an individual retirement arrangement (IRA), and generally, payments other than interest and dividends, you are not required to sign the certification, but you must provide your correct TIN. See the instructions on page 4.

Sign Here Signature of U.S. person: Date: **4/18/11**

General Instructions

Section references are to the Internal Revenue Code unless otherwise noted.

Purpose of Form

A person who is required to file an information return with the IRS must obtain your correct taxpayer identification number (TIN) to report, for example, income paid to you, real estate transactions, mortgage interest you paid, acquisition or abandonment of secured property, cancellation of debt, or contributions you made to an IRA.

Use Form W-9 only if you are a U.S. person (including a resident alien), to provide your correct TIN to the person requesting it (the requester) and, when applicable, to:

- Certify that the TIN you are giving is correct (or you are waiting for a number to be issued),
- Certify that you are not subject to backup withholding, or
- Claim exemption from backup withholding if you are a U.S. exempt payee. If applicable, you are also certifying that as a U.S. person, your allocable share of any partnership income from a U.S. trade or business is not subject to the withholding tax on foreign partners' share of effectively connected income.

Note. If a requester gives you a form other than Form W-9 to request your TIN, you must use the requester's form if it is substantially similar to this Form W-9.

Definition of a U.S. person. For federal tax purposes, you are considered a U.S. person if you are:

- An individual who is a U.S. citizen or U.S. resident alien,
- A partnership, corporation, company, or association created or organized in the United States or under the laws of the United States,
- An estate (other than a foreign estate), or
- A domestic trust (as defined in Regulations section 301.7701-7).

Special rules for partnerships. Partnerships that conduct a trade or business in the United States are generally required to pay a withholding tax on any foreign partners' share of income from such business. Further, in certain cases where a Form W-9 has not been received, a partnership is required to presume that a partner is a foreign person, and pay the withholding tax. Therefore, if you are a U.S. person that is a partner in a partnership conducting a trade or business in the United States, provide Form W-9 to the partnership to establish your U.S. status and avoid withholding on your share of partnership income.

VENDOR NUMBER _____

Definitions:

Corporate Headquarters – Most active office for your company that does business with LG&E AND KU SERVICES COMPANY and its affiliates.

Ordering Address – Location(s) to which you wish LG&E AND KU SERVICES COMPANY to SEND purchase orders. Use attachments as necessary.

Remit-to Address – Location to which you wish LG&E AND KU SERVICES COMPANY to SEND invoice payments.* Please attach copy of invoice for reference. * Note: Electronic payments are available. Complete enclosed form to initiate electronic payments.

D) Standard invoice terms are Net 30 Days. Please advise if you offer discount terms:

_____ % if paid in _____ days; else Net 30.

E) Supplier Type (Select one of the following)

- Attorney/Legal Services
- Charity/Contribution
- Coal/Natural Gas
- Contractor (Services Only)
- Professional Fees/Dues
- Retailer (Materials only)
- Other

Specify Products and Services _____

If you are a United States-based company, are you qualified as a Small Business concern? No

Is your Company union affiliated? No Yes If Yes, which union affiliated organization _____

Is your business one of the following (If yes, please include copy of certification) Check all the applicable categories:

MBE Yes No

WBE Yes No

Small Disadvantaged Business (SDB)? Yes No

Veteran Yes No

Service Disabled Veteran Yes No

Hub Zone Yes No

Under 15 U.S.C. 645(d), any person who misrepresents its size status shall (1) be punished by a fine, imprisonment, or both; (2) be subject to administrative remedies; and (3) be ineligible for participation in programs conducted under the authority of the Small Business Act.

[Signature]
Signature of person providing information

ASST. CONTROLER
Title

4/19/2011
Date

Indicate the following special classifications:

Standard Industry Code (SIC Code): 8711

North American Industry Code Standard (NAICS Code): 541330

European Classification Code (eClass Code): _____

F) Contact Information

Who can we contact if we have questions concerning your qualifications and/or this submission?

Name: _____

Telephone: _____

E-mail: _____

Who can we contact "AFTER HOURS" for EMERGENCY SERVICE requirements?

Name: _____

Telephone: _____

E-mail: _____



CERTIFICATE OF LIABILITY INSURANCE

 Charnas
 DATE (MM/DD/YYYY)

4/19/2011

THIS CERTIFICATE IS ISSUED AS A MATTER OF INFORMATION ONLY AND CONFERS NO RIGHTS UPON THE CERTIFICATE HOLDER. THIS CERTIFICATE DOES NOT AFFIRMATIVELY OR NEGATIVELY AMEND, EXTEND OR ALTER THE COVERAGE AFFORDED BY THE POLICIES BELOW. THIS CERTIFICATE OF INSURANCE DOES NOT CONSTITUTE A CONTRACT BETWEEN THE ISSUING INSURER(S), AUTHORIZED REPRESENTATIVE OR PRODUCER, AND THE CERTIFICATE HOLDER.

IMPORTANT: If the certificate holder is an ADDITIONAL INSURED, the policy(les) must be endorsed. If SUBROGATION IS WAIVED, subject to the terms and conditions of the policy, certain policies may require an endorsement. A statement on this certificate does not confer rights to the certificate holder in lieu of such endorsement(s).

PRODUCER Gunn-Mowery, LLC P. O. Box 900 Camp Hill PA 17001-0900	CONTACT NAME: PHONE (A/C, No, Ext): 717-761-4600 FAX (A/C, No): 717-761-6159 E-MAIL ADDRESS: PRODUCER CUSTOMER ID #:														
INSURED Gannett Fleming Inc P. O. Box 67100 Harrisburg PA 17106-7100	<table border="1" style="width: 100%; border-collapse: collapse;"> <thead> <tr> <th style="text-align: center;">INSURER(S) AFFORDING COVERAGE</th> <th style="text-align: center;">NAIC #</th> </tr> </thead> <tbody> <tr> <td>INSURER A: Discover Propt & Casualty</td> <td style="text-align: center;">36463</td> </tr> <tr> <td>INSURER B: Starr Indemnity & Liability Co.</td> <td style="text-align: center;">38318</td> </tr> <tr> <td>INSURER C:</td> <td></td> </tr> <tr> <td>INSURER D:</td> <td></td> </tr> <tr> <td>INSURER E:</td> <td></td> </tr> <tr> <td>INSURER F:</td> <td></td> </tr> </tbody> </table>	INSURER(S) AFFORDING COVERAGE	NAIC #	INSURER A: Discover Propt & Casualty	36463	INSURER B: Starr Indemnity & Liability Co.	38318	INSURER C:		INSURER D:		INSURER E:		INSURER F:	
INSURER(S) AFFORDING COVERAGE	NAIC #														
INSURER A: Discover Propt & Casualty	36463														
INSURER B: Starr Indemnity & Liability Co.	38318														
INSURER C:															
INSURER D:															
INSURER E:															
INSURER F:															

COVERAGES **CERTIFICATE NUMBER:** 1243996671 **REVISION NUMBER:**

THIS IS TO CERTIFY THAT THE POLICIES OF INSURANCE LISTED BELOW HAVE BEEN ISSUED TO THE INSURED NAMED ABOVE FOR THE POLICY PERIOD INDICATED. NOTWITHSTANDING ANY REQUIREMENT, TERM OR CONDITION OF ANY CONTRACT OR OTHER DOCUMENT WITH RESPECT TO WHICH THIS CERTIFICATE MAY BE ISSUED OR MAY PERTAIN, THE INSURANCE AFFORDED BY THE POLICIES DESCRIBED HEREIN IS SUBJECT TO ALL THE TERMS, EXCLUSIONS AND CONDITIONS OF SUCH POLICIES. LIMITS SHOWN MAY HAVE BEEN REDUCED BY PAID CLAIMS.

INSR LTR	TYPE OF INSURANCE	ADDL INSR	SUBR WVD	POLICY NUMBER	POLICY EFF (MM/DD/YYYY)	POLICY EXP (MM/DD/YYYY)	LIMITS
A	GENERAL LIABILITY <input checked="" type="checkbox"/> COMMERCIAL GENERAL LIABILITY CLAIMS-MADE <input checked="" type="checkbox"/> OCCUR GEN'L AGGREGATE LIMIT APPLIES PER: <input type="checkbox"/> POLICY <input checked="" type="checkbox"/> PROJECT <input type="checkbox"/> LOC	Y	Y	D262L00124	2/1/2011	2/1/2012	EACH OCCURRENCE \$1,000,000 DAMAGE TO RENTED PREMISES (Ea occurrence) \$1,000,000 MED EXP (Any one person) \$10,000 PERSONAL & ADV INJURY \$1,000,000 GENERAL AGGREGATE \$2,000,000 PRODUCTS - COMP/OP AGG \$2,000,000 \$
A	AUTOMOBILE LIABILITY <input checked="" type="checkbox"/> ANY AUTO <input checked="" type="checkbox"/> ALL OWNED AUTOS <input checked="" type="checkbox"/> SCHEDULED AUTOS <input checked="" type="checkbox"/> HIRED AUTOS <input checked="" type="checkbox"/> NON-OWNED AUTOS	Y	Y	D262A00089	2/1/2011	2/1/2012	COMBINED SINGLE LIMIT (Ea accident) \$1,000,000 BODILY INJURY (Per person) \$ BODILY INJURY (Per accident) \$ PROPERTY DAMAGE (Per accident) \$ \$ \$
B	UMBRELLA LIAB <input checked="" type="checkbox"/> OCCUR <input checked="" type="checkbox"/> EXCESS LIAB <input type="checkbox"/> CLAIMS-MADE DEDUCTIBLE <input checked="" type="checkbox"/> RETENTION \$0	Y	Y	SISCCCL00001711	2/1/2011	2/1/2012	EACH OCCURRENCE \$2,000,000 AGGREGATE \$2,000,000 \$ \$
A	WORKERS COMPENSATION AND EMPLOYERS' LIABILITY ANY PROPRIETOR/PARTNER/EXECUTIVE OFFICER/MEMBER EXCLUDED? (Mandatory in NH) If yes, describe under DESCRIPTION OF OPERATIONS below <div style="float: right; text-align: right;"> Y/N <input type="checkbox"/> N/A </div>	Y	N/A	D262W00131	2/1/2011	2/1/2012	<input checked="" type="checkbox"/> WC STATUTORY LIMITS <input type="checkbox"/> OTH-ER E.L. EACH ACCIDENT \$500,000 E.L. DISEASE - EA EMPLOYEE \$500,000 E.L. DISEASE - POLICY LIMIT \$500,000
A	when required by signed contract	Y	Y	D262L00124	2/1/2011	2/1/2012	Blanket Additional Waiver of Subro Primacy applies Insured applies

DESCRIPTION OF OPERATIONS / LOCATIONS / VEHICLES (Attach ACORD 101, Additional Remarks Schedule, if more space is required)

1003-054381-0010003 Depreciation Consulting Services. The following are considered as Additional Insureds for General Liability as their interest may appear: LG&E and KU Services Company. Waiver of Subrogation applies as respects General Liability. [X-Valuation and Rate Division JJS/CAR]

CERTIFICATE HOLDER
CANCELLATION 90

 LG&E AND KU SERVICES COMPANY
 ATTN: MANAGER, SUPPLY CHAIN
 P.O. BOX 32020
 LOUISVILLE KY 40232

SHOULD ANY OF THE ABOVE DESCRIBED POLICIES BE CANCELLED BEFORE THE EXPIRATION DATE THEREOF, NOTICE WILL BE DELIVERED IN ACCORDANCE WITH THE POLICY PROVISIONS.

AUTHORIZED REPRESENTATIVE

© 1988-2009 ACORD CORPORATION. All rights reserved.



CERTIFICATE OF LIABILITY INSURANCE

Page 1 of 1

Charnas

DATE (MM/DD/YYYY)
04/19/2011

THIS CERTIFICATE IS ISSUED AS A MATTER OF INFORMATION ONLY AND CONFERS NO RIGHTS UPON THE CERTIFICATE HOLDER. THIS CERTIFICATE DOES NOT AFFIRMATIVELY OR NEGATIVELY AMEND, EXTEND OR ALTER THE COVERAGE AFFORDED BY THE POLICIES BELOW. THIS CERTIFICATE OF INSURANCE DOES NOT CONSTITUTE A CONTRACT BETWEEN THE ISSUING INSURER(S), AUTHORIZED REPRESENTATIVE OR PRODUCER, AND THE CERTIFICATE HOLDER.

IMPORTANT: If the certificate holder is an ADDITIONAL INSURED, the policy(ies) must be endorsed. If SUBROGATION IS WAIVED, subject to the terms and conditions of the policy, certain policies may require an endorsement. A statement on this certificate does not confer rights to the certificate holder in lieu of such endorsement(s).

PRODUCER Willis of Pennsylvania, Inc. 26 Century Blvd. P. O. Box 305191 Nashville, TN 37230-5191	CONTACT NAME:		
	PHONE (A/C, NO. EXT):	877-945-7378	FAX (A/C, NO): 888-467-2378
	E-MAIL ADDRESS:	certificates@willis.com	
	INSURER(S) AFFORDING COVERAGE		NAIC #
	INSURER A:	New Hampshire Insurance Company	23841-002
INSURED Gannett Fleming, Inc. P.O. Box 67100 Harrisburg, PA 17106-7100	INSURER B:		
	INSURER C:		
	INSURER D:		
	INSURER E:		
	INSURER F:		

COVERAGES

CERTIFICATE NUMBER: 15843004

REVISION NUMBER:

THIS IS TO CERTIFY THAT THE POLICIES OF INSURANCE LISTED BELOW HAVE BEEN ISSUED TO THE INSURED NAMED ABOVE FOR THE POLICY PERIOD INDICATED. NOTWITHSTANDING ANY REQUIREMENT, TERM OR CONDITION OF ANY CONTRACT OR OTHER DOCUMENT WITH RESPECT TO WHICH THIS CERTIFICATE MAY BE ISSUED OR MAY PERTAIN. THE INSURANCE AFFORDED BY THE POLICIES DESCRIBED HEREIN IS SUBJECT TO ALL THE TERMS, EXCLUSIONS AND CONDITIONS OF SUCH POLICIES. LIMITS SHOWN MAY HAVE BEEN REDUCED BY PAID CLAIMS.

INSR LTR	TYPE OF INSURANCE	ADD'L INSRD	SUBR WVD	POLICY NUMBER	POLICY EFF (MM/DD/YYYY)	POLICY EXP (MM/DD/YYYY)	LIMITS
	GENERAL LIABILITY <input type="checkbox"/> COMMERCIAL GENERAL LIABILITY <input type="checkbox"/> CLAIMS-MADE <input type="checkbox"/> OCCUR GEN'L AGGREGATE LIMIT APPLIES PER: <input type="checkbox"/> POLICY <input type="checkbox"/> PRO-JECT <input type="checkbox"/> LOC						EACH OCCURRENCE \$ DAMAGE TO RENTED PREMISES (Ea occurrence) \$ MED EXP (Any one person) \$ PERSONAL & ADV INJURY \$ GENERAL AGGREGATE \$ PRODUCTS - COMP/OP AGG \$ \$
	AUTOMOBILE LIABILITY <input type="checkbox"/> ANY AUTO <input type="checkbox"/> ALL OWNED AUTOS <input type="checkbox"/> SCHEDULED AUTOS <input type="checkbox"/> HIRED AUTOS <input type="checkbox"/> NON-OWNED AUTOS						COMBINED SINGLE LIMIT (Ea accident) \$ BODILY INJURY (Per person) \$ BODILY INJURY (Per accident) \$ PROPERTY DAMAGE (Per accident) \$ \$
	UMBRELLA LIAB <input type="checkbox"/> OCCUR EXCESS LIAB <input type="checkbox"/> CLAIMS-MADE DED <input type="checkbox"/> RETENTION \$						EACH OCCURRENCE \$ AGGREGATE \$ \$
	WORKERS COMPENSATION AND EMPLOYERS' LIABILITY ANY PROPRIETOR/PARTNER/EXECUTIVE OFFICER/MEMBER EXCLUDED? <input type="checkbox"/> Y/N (Mandatory in NH) If yes, describe under DESCRIPTION OF OPERATIONS below		N/A				WC STATU-TORY LIMITS <input type="checkbox"/> OTH-ER <input type="checkbox"/> E.L. EACH ACCIDENT \$ E.L. DISEASE - EA EMPLOYEE \$ E.L. DISEASE - POLICY LIMIT \$
A	Professional Liability			21456764	4/1/2010	6/1/2011	\$3,000,000 Each Claim \$3,000,000 Aggregate

DESCRIPTION OF OPERATIONS / LOCATIONS / VEHICLES (Attach Acord 101, Additional Remarks Schedule, if more space is required)

Re: 1003-054381-0010003 Depreciation Consulting Services. [X-Valuation and Rate Division JJS/CAR]

CERTIFICATE HOLDER

CANCELLATION

LG&E and KU Services Company
Attn: Manager, Supply Chain
P.O. Box 32020
Louisville, KY 40232

SHOULD ANY OF THE ABOVE DESCRIBED POLICIES BE CANCELLED BEFORE THE EXPIRATION DATE THEREOF, NOTICE WILL BE DELIVERED IN ACCORDANCE WITH THE POLICY PROVISIONS.

AUTHORIZED REPRESENTATIVE

Call: 3333249 Tpl: 1067888 Cert: 15843004 © 1988-2010 ACORD CORPORATION. All rights reserved.

Contract No.: 53159

LG&E and KU Services Company
CONTRACT NO. 53159

This Contract ("Contract") is entered into this ___ Day of May, 2011 (the "Effective Date") by and between LG&E and KU Services Company, a Kentucky corporation ("Company") whose address is 220 West Main Street, Louisville, Kentucky 40202 and Gannett Fleming, Inc., a Pennsylvania Corporation ("Contractor") whose primary address is 207 Senate Avenue, Camp Hill, Pennsylvania 17106.

WHEREAS, Contractor desires the opportunity to provide services to Company and its Affiliates during the terms of this Contract and Company and its Affiliates desire the opportunity to engage Contractor to provide such services; and

WHEREAS, the parties intend that this Contract sets forth the exclusive set of terms and conditions which shall govern the performance of the "Services" (as defined below) by Contractor for Company should Company engage Contractor to provide the Services.

NOW THEREFORE, in consideration of the premises, the mutual covenants contained herein, and other good and valuable consideration, the receipt and sufficiency of which are hereby acknowledged, the parties do agree as follows:

1.0 DEFINITIONS

1.01 **Agreement:** "Agreement" shall mean this Contract, along with any attachments or specifications issued by Company or executed by the parties in accordance with Article 2, or other agreed collateral document pursuant to which the Service is to be delivered.

1.02 **Applicable Laws:** "Applicable Laws" shall mean any and all applicable federal, state, or local laws, regulations, codes, ordinances, administrative rules, court orders, permits or executive orders.

1.03 **Contractor:** "Contractor" shall mean the entity designated as the "Contractor" in the opening paragraph of this Contract.

1.04 **Company:** "Company" shall mean LG&E and KU Services Company as a party to this agreement.

1.05 **Affiliate:** "Affiliate" shall mean any entity which, from time to time, in whole or in part, and directly or indirectly, controls, is controlled by, or under common control with LG&E and KU Services Company and shall include, without limitation, Louisville Gas and Electric Company and Kentucky Utilities Company, both Kentucky corporations.

1.06 **Services:** "Services" shall mean the services to be provided within the terms of this Agreement as defined within the body of this Contract.

2.0 DESCRIPTION OF SERVICES

Contractor shall provide the following: **Depreciation Study of the electric, gas and common plant of Louisville Gas and Electric and Kentucky Utilities and providing expert testimony** as more specifically defined within the articles of Section 2.0 and hereinafter referred to as the Services, under the terms and conditions hereof.

2.1 The Work shall include, but not be limited to the articles listed below. *Contractor shall provide all labor, supervision, materials, equipment, tools and shall pay all expenses, necessary or appropriate to provide the Services.*

Contract No.: 53159

2.2 In performance of the Services, Contractor shall:

- 2.2.1 Prepare a complete electric, gas, and common depreciation study for Company's utility subsidiaries in accordance with the specification within Exhibit No. 1, Scope of Services, attached hereto and incorporated herein by reference. The services to be performed shall include detailed analysis of all depreciable electric, gas and common plant in service as of December 31, 2011 and the associated historical mortality experience.
- 2.2.2 Louisville Gas and Electric and Kentucky Utilities remain separate legal entities subject to the jurisdiction of the Kentucky Public Service Commission (KY PSC) and the State Corporate Commission of Virginia (SCC VA). Therefore the study must include a separate analysis of the depreciation rates for each utility.
- 2.2.3 The study shall be conducted in accordance with all Generally Accepted Accounting Principles and regulatory requirements. This study is to be based on plants in service as of December 31, 2011. A preliminary review document shall be completed with supporting data, footnotes, etc. and submitted to the Manager of Property Accounting no later than December 1, 2011. A full presentation of the preliminary document, inclusive of any and all visual aids necessary shall be presented before management on or about December 15, 2011. The completed depreciation study shall be delivered for management review by March 31, 2012 with any and all necessary findings. All information obtained before, during and after the depreciation study shall be held in strict confidence and shall be released only by written request from the Company's Manager of Property Accounting.

3.0 EXHIBITS

All Services shall be performed in strict accordance with the following specifications, exhibits and drawings which are incorporated herein by reference.

<u>Exhibit No.</u>	<u>Title</u>
Exhibit No. 1	Scope of Services
Exhibit No. 2	Contractor Code of Business Conduct
Exhibit No. 3	Billing Rates

4.0 CONTRACT TERM

This Contract shall become effective June 1, 2011 and continue until December 31, 2012, or until such time as any related testimony is complete. This Contract is subject to Article 18, Term and Termination of the fully executed ASA between both parties. Company makes no promise or guarantee as to the amount of Services to be performed under this Agreement nor does it convey an exclusive right to the Contractor to perform Services of the type or nature set forth within this Agreement. Either party may terminate this contract upon thirty (30) days written notice to the other party.

5.0 PERFORMANCE SCHEDULE

- 5.1 Contractor shall commence performance of the work on or about June 1, 2011 and shall complete work no later than December 31, 2012 or until all related testimony is complete.

Contract No.: 53159

- 5.2 The Company's engagement is with the firm Gannett Fleming and not with a specific member or employee of Gannett Fleming. The depreciation study for the Company will be conducted under the supervision of John J. Spanos, Vice President of Gannett Fleming's Valuation and Rate division. Quality assurance of the study will be provided by [REDACTED]. To the extent the Companies are required to present testimony in support of the approval of the depreciation study before state or federal regulators, [REDACTED] will provide quality assurance in the preparation of the testimony by Mr. Spanos and will be available for review of and comment on testimony or written comments submitted by persons in opposition to the depreciation study.
- 5.3 Contractor shall notify Company's representative at least one (1) full working day prior to working on Company property for work that will occur on any Saturday, Sunday or Company holiday. Failure to notify the Company properly will result in loss of payment for work conducted during this period.
- 5.4 Contractor shall not assign nor subcontract out any material portion of the Services except under extenuating circumstances, which requires advanced written approval by the Company. Contractor shall notify Company of its intent to use subcontractors in performance of the Services at least forty-eight (48) hours in advance of start of the work. Subcontractors will be denied access to Company facilities without the required notification and approval. Refer to article 16, Assignment of Agreement; Subcontracting, of the ASA.

Comment [SLW1]: John Spanos to update

Comment [SLW2]: John Spanos to update

6.0 ADMINISTRATIVE SERVICES AGREEMENT

The terms and conditions set forth in the Administrative Services Agreement ("ASA") signed and executed on May __, 2011, are hereby incorporated by reference as fully set forth herein. In the event of a conflict between the terms and conditions of the ASA and those of this Contract, the terms and conditions of the Contract shall prevail.

7.0 COMPENSATION

- 7.1 Full compensation to Contractor for full and complete performance by Contractor of the Services, compliance with all terms and conditions of this Agreement and for Contractor's payment of all obligations incurred in, or applicable to, performance of the Services (hereinafter referred to as the "Contract Price") shall be determined in accordance with the unit prices as outlined within Exhibit No. 4, Billing Rates, plus reimbursement for direct actual expenses at cost (with a copy of the receipt). **The overall estimated Contract Price for the two (2) depreciation studies is \$50,000.00 - \$55,000.00.** This estimate and the actual Contract Price shall be based upon the billing rates detailed within Exhibit No. 4, Billing Rates, attached hereto and incorporated herein by reference.
- 7.2 Company agrees to reimburse Contractor for travel expenses required in overnight travel, including lodging and meals; at actual costs, as verified by actual receipts. Mileage will be reimbursed at current IRS reimbursable rate. Lodging will be capped at a maximum daily rate of \$200 per person (unless prior written approval is provided by Company). A list of local area hotels offering a discounted rate to Company's Contractors can be obtained by contacting Carrie Matting, Sourcing Leader at carrie.mattingly@lge-ku.com. Air travel will only be reimbursed for Coach Class. Contractor is encouraged to exercise the most cost effective manner when reserving lodging and air fare.

Contract No.: 53159

7.3 The Contract Price excludes charges for work subsequent to the completion of the final reports and such work in connection with a proceeding before a regulatory body. Should these costs occur they shall be based upon the rates identified within Exhibit No. 4, Billing Rates, attached hereto and incorporated herein by reference. All subsequent work or Services requires prior written approval from the Company.

7.4 SPECIAL INVOICING INSTRUCTIONS

Invoices, one original per month along with any supporting documentation and containing Contract Number 53159, shall be mailed to the attention of:

LG&E and KU Services Company
Attn: Manager of Property Accounting
P.O. Box 32010
Louisville, KY 40232

Or via email to: sara.wiseman@lge-ku.com

Invoice payment terms are NET 30.

8.0 CONTRACTUAL NOTICES

All notices and communications regarding this Contract shall be in writing, shall be identified by the Contract number and shall be addressed as follows (which address either party may change upon five (5) days prior notice to the other party):

8.1 Company address: LG&E and KU Services Company
PO Box 32020
Louisville, Kentucky 40232
Attention: Carrie Mattingly
(502) 627-2433
(502) 217-4991 Fax
carrie.mattingly@lge-ku.com

Copy To: LG&E and KU Services Company
PO Box 32010
Louisville, Kentucky 40232
Attention: Sara Wiseman
(502) 627-3189
sara.wiseman@lge-ku.com

8.2 Contractor's Address: Gannett Fleming, Inc.
Valuation and Rate Division
PO Box 67100
Harrisburg, Pennsylvania 17106
Attention: Administrator
(717) 763-7211
(717) 763-7211 Fax

Contract No.: 53159

9.0 USE AND DISCLOSURE OF INFORMATION

- 9.1 All information and data provided by or owned by the Company, including all specifications, data, notes, programs or documentation, or other technical or business information in written, graphic or other forms furnished or revealed by the Company to Contractor or any of its affiliates, associates, employers, agents, representatives or subcontractors is deemed to be confidential.
- 9.2 Contractor agrees, regarding all Company confidential information, to use such confidential information solely in performing the Services. Contractor further agrees to keep in confidence and prevent disclosures to any persons or organizations outside of its own organization, or to any person within its own organization not having a need to know, all Company confidential information.
- 9.3 Contractor agrees not to publish, publicize, or advertise the existence of this Contract or the subject matter of it or in any way associate the Company with it. Contractor shall not without the prior written consent of the Company, make any public announcement, issue any press release, make any statement to any third party, or make or authorize the publication of any article, either externally or internally, which identifies, relates to or otherwise gives publicly to any agreement between the Company and the Contractor.

10.0 ENTIRE AGREEMENT

This Contract, including the ASA and all exhibits listed within this Contract, constitutes the entire agreement between the parties relating to the Services and supersedes all prior or contemporaneous oral or written agreements, negotiations, understandings and statements pertaining to the Services or this Contract.

The parties hereto have executed this Contract on the dates written below, but it is effective as of the date first written above.

LG&E AND KU SERVICES COMPANY

BY: _____

TITLE: _____

DATE: _____

GANNETT FLEMING, INC.

BY: _____

TITLE: _____

DATE: _____

Contract No.: 53159

**Exhibit No. 1
Scope of Services**

The depreciation study will include seven (7) major tasks up to the date of filing with the respective state commissions. Upon the filing of the depreciation study, Contractor will prepare testimony and respond to any data requests from commission staffs. The following scope of services sets forth the depreciation study work plan.

Task 1 - Data Assembly and Review

Contractor will prepare a written data requirement list for Company personnel to use in assembling the needed data for the study. The list will specify the data to be obtained for each plant account and the manner in which the data are to be transmitted to the Contractor. The required data will be through December 2011 in order to update from the previous study. There will be a need to include data from accounts not studied in the previous case.

The assembled data will be reviewed by the Contractor staff and a "post audit" computer program for control and logic. Irregular or unusual entries will be identified and reviewed with the Company personnel to determine their circumstances and whether they require adjustment. Large retirements also will be identified and explanations as to the cause of such retirements will be requested.

Task 2 - Statistical Analyses of Data

The data assembled and reviewed in Task 1 will be analyzed by the Contractor for historical indications of service life using the retirement rate method.

Trends in average service life and survivor curve shape will be identified by the Contractor through the use of experience band analyses with the retirement rate model. Experience bands will identify the impact of economic and technological cycles on the service life of property groups. The selection of the bands for analysis will be based on a review of annual addition and retirement levels, a multiple original group life table, and preliminary discussions with operating management related to changes in materials used in construction, changes in installed technology and major retirement programs.

Annual gross salvage and cost of removal will be expressed by the Contractor as percents of the related retirements for all accounts, as appropriate. Moving averages will be used to smooth the annual fluctuations.

Task 3 - Field Review and Management Conferences

The field review by the Contractor will include visits to representative power stations, substations, gas storage and production facilities, city gate stations, measuring and regulating stations, and service centers. The purpose of the inspections will be to obtain information related to the operation and condition of the property.

Contract No.: 53159

During these visits, the Contractor also will meet with appropriate personnel to obtain additional information related to the outlook for the property. The results of the statistical analyses conducted in Task 2, the typical range of lives and salvage used in the industry, and Contractor's general experience, will be reviewed with these personnel as a basis for forecasting future survivor and net salvage characteristics. The discussion will focus on the past forces of retirement which produced the historical indications and the extent to which future forces such as economic, technological, physical and environmental will result in future lives and net salvage values that differ from the past.

Task 4 - Preliminary Service Life and Net Salvage Estimates

Preliminary estimates of average service lives, type survivor curves and net salvage percents will be made by Contractor on the basis of the statistical analyses, observed conditions at the time of the field review, the discussions with the Company management related to outlook and the typical range of lives used in the electric and gas utility industries. Calculations of annual and accrued depreciation will be performed. The calculations may include scenarios that realign plant assets and the accumulated depreciation based on procedures.

Task 5 - Presentation to Management

The results of the depreciation calculations and the bases for such calculations will be presented by the Contractor to the Company management to insure that the results are in accordance with the Company management's capital recovery policies and outlook.

Task 6 - Final Estimates and Calculations

Final calculations of depreciation accrual rates and reserves by account will be performed by the Contractor in order to reflect appropriate modifications as determined during the review with the Company management.

Task 7 - Draft and Final Report

A draft report will be prepared by the Contractor for review by the Company's management. The report will include an introduction, a description of the methods used in the statistical analyses and depreciation calculations, a narrative discussion of the factors considered in the estimation of service life and net salvage including the content of the account, the statistical support for the estimates, and the summary and detailed tabulations of depreciation by account. After review, comment and discussion, a final report will be prepared by the Contractor and submitted to the Company's management.

Contract No.: 53159

Exhibit No. 2
Contractor Code of Business Conduct

This LG&E and KU Services Company (a Kentucky corporation) Contractor Code of Business Conduct ("Code") is incorporated by reference into the General Service Agreement or other agreement between you as the contractor ("Contractor") and LG&E and KU Services Company and/or one of its affiliates Kentucky Utilities Company, and Louisville Gas and Electric Company (collectively the "Company"). This Code sets minimum standards for Contractor's conduct in the areas addressed. Contracts between Company and Contractor may provide for standards exceeding the standards of this code.

Observance of Laws

Contractor shall fully comply with the provisions of all federal, state and local laws, regulations and ordinances applicable to its activities performed for the Company or any goods or services provided to or on behalf of the Company, including without limitation, all applicable laws, regulations and ordinances pertaining to occupational health and safety and environmental protection.

Bribes and Kickbacks

Contractor may not under any circumstances accept or pay bribes, kickbacks or other similar compensation or consideration in any way relating to the Company or any activity for or on behalf of the Company.

Dishonest and Fraudulent Activity

Contractor shall not engage in or allow its employees to engage in dishonest acts or fraudulent activity in connection with or in association with the Company's business. For purposes of this policy, the definition of a dishonest act or fraudulent activity includes but is not limited to:

1. An intentional or deliberate act to deprive the Company or any person of something of value, or to gain an unfair benefit using deception, false suggestions, suppression of truth, or other unfair means which are believed and relied upon.
2. A dishonest act or fraudulent activity may be, but is not limited to, an intentional act or activity that is unethical, improper, or illegal such as:
 - a. Embezzlement;
 - b. Misappropriation, misapplication, destruction, removal, or concealment of property;
 - c. Alteration or falsification of paper or electronic documents, including the inappropriate destruction of paper or electronic documents;
 - d. False claims and/or misrepresentation of facts;
 - e. Theft of an asset, including, but not limited to, money, tangible property, trade secrets or intellectual property;

Harassment

Contractor shall not permit sexual advances, actions, comments, or any other conduct that creates an intimidating or otherwise offensive work environment on Company property or any site where Contractor is performing activity for or on behalf of Company. Further, Contractor shall not permit the use of racial and religious slurs, or any other conduct that breeds an offensive work environment, on Company property or any site where Contractor is performing activity for or on behalf of Company.

Drugs and Alcohol

Contractor shall not allow any employee to perform services for or on behalf of Company while under the influence of drugs or alcohol. Contractor shall maintain a drug and alcohol testing program meeting all applicable federal, state and local laws, regulations and ordinances and meeting or exceeding any and all standards stated in any contract with Company or any document incorporated in such a contract.

Contract No.: 53159

Misuse of Company Assets

No funds or assets of the Company may be used or paid for any unlawful or improper purpose. A Contractor's employees shall not have access to any Company computers unless the contract between such Contractor and the Company expressly provides for such access in writing.

Reporting of Violations

In the event Contractor learns of any violation of this Code, Contractor shall immediately report such violation to Company's Director, Compliance and Ethics at (502) 627-2648.

DRAFT

Contract No.: 53159

**Exhibit No. 3
Billing Rates**

EFFECTIVE JANUARY 1, 2011

<u>Personnel</u>	<u>Hourly Rate</u>
SUPERVISORY STAFF	
P. R. Herbert, President	\$215.00
J. J. Spanos, Vice President	205.00
C. R. Clarke, Director, Western U.S. Services	205.00
L. E. Kennedy, Director, Canadian Services	205.00
H. Walker, III, Manager, Financial Studies	190.00
J. F. Wiedmayer, Jr., Project Manager, Depreciation	160.00
STAFF	
Analysts and Engineers	135.00
Associate Analysts and Engineers	125.00
Assistant Analysts and Engineers	110.00
Senior Technicians	90.00
Technicians	85.00
Support Staff	85.00

**ADMINISTRATIVE SERVICES AGREEMENT
LG&E AND KU SERVICES COMPANY AND/OR AFFILIATES**

This Administrative Services Agreement (this "Agreement") is made this ___ day of May, 2011 (the "Effective Date") by and between LG&E and KU Services Company, a Kentucky corporation ("LG&E and KU Services Company") and/or its "Affiliates" (as defined below) and Gannett Fleming, Inc. ("Contractor"), a Delaware corporation.

WHEREAS, Contractor desires the opportunity to perform Administrative And/Or Professional Non-Engineering Related Services to Company and/or its Affiliates from time to time, and Company desires the opportunity to engage Contractor to provide such Administrative And/Or Professional Non-Engineering Related Services, evaluations and/or recommendations;

WHEREAS, the Administrative And/Or Professional Non-Engineering Related Services to be rendered by Contractor, as defined in Article 1.01, do not constitute any engineering services, electrical reliability studies, surveys and/or environmentally related services (if engineering services, electrical reliability studies, surveys and/or environmentally professional services should ever be rendered by Contractor to Company, or if Contractor should ever provide any goods and/or render any engineering related and/or construction services to the Company pursuant to any Contract, Statement of Work and/or Purchase Order (or any change orders related thereto), Contractor must then enter into Company's standard "General Services Agreement"; provided, however, that nothing in this Agreement shall preclude Contractor from rendering other types of professional and/or business administrative types of services (i.e., accounting, medical, legal, etc.) which do not constitute engineering services, electrical reliability studies, surveys and/or environmentally related services; and

WHEREAS, the parties intend that this Agreement sets forth the exclusive set of terms and conditions which shall govern the performance of the Work by Contractor for Company should Company engage Contractor to provide Work.

NOW THEREFORE, in consideration of the premises, the mutual covenants contained herein, and other good and valuable consideration, the receipt and sufficiency of which are hereby acknowledged, and incorporating the above stated recitals, the parties do agree as follows:

ARTICLE I DEFINITIONS

- 1.01 Administrative And/Or Professional Non-Engineering Related Services:** "Administrative And/Or Professional Non-Engineering Related Services" shall mean any types of professional and/or business administrative types of services (i.e., accounting, medical, legal, etc.) which do not constitute professional engineering services, electrical reliability studies, surveys and/or environmentally related services.
- 1.02 Affiliate:** "Affiliate" shall mean any entity which, from time to time, in whole or in part, and directly or indirectly, controls, is controlled by, or under common control with LG&E and KU Services Company and shall include, without limitation, Louisville Gas and Electric Company and Kentucky Utilities Company, both Kentucky corporations.
- 1.03 Agreement:** "Agreement" shall mean this Administrative Consulting Services Agreement, along with any attachments, specifications, Purchase Orders, engagement letters or Statements of Work sent by Company in accordance with Article 2, and/or other agreed collateral document pursuant to which the Work is to be performed.
- 1.04 Applicable Laws:** "Applicable Laws" shall mean any and all applicable federal, state or local laws, regulations, codes, ordinances, administrative rules, court orders or permits.
- 1.05 Contract:** "Contract" shall mean, in the aggregate, those specialized terms and conditions contained within Statements of Work and/or Purchase Orders, if any, which are issued pursuant to this Agreement with respect to the Administrative And/Or Professional Non-Engineering Related Services.
- 1.06 Contract Price:** "Contract Price" shall mean the aggregate of the particular consideration set forth in one or more Purchase Orders or as otherwise agreed upon. Unless otherwise agreed, the Contract Price includes all applicable taxes, duties, fees and assessments of any nature including, without limitation, all sales and use taxes, due to any governmental authority with respect to the Work.
- 1.07 Contractor:** "Contractor" shall mean the entity designated as the "Contractor" in the opening paragraph of this Agreement.

- 1.08 Company:** "Company" shall mean LG&E and KU Services Company and/or any of its Affiliates as appropriate based on which entity is the party to the Purchase Order, engagement letter, Statement of Work or other binding document. The rights and obligations of LG&E and KU Services Company and each of its Affiliates hereunder shall be limited to the extent of such party's proportionate utilization of Contractor's services hereunder.
- 1.09 LG&E and KU Services Company:** "LG&E and KU Services Company" shall mean LG&E and KU Services Company, a Kentucky corporation.
- 1.10 Purchase Order:** Company may, at its discretion, issue its own "Purchase Order Standard Terms and Conditions" and/or "Contractor's Purchase Agreement" (collectively, the "Purchase Order"), comprising part of the Contract and/or incorporating the Statements of Work, that may supplement, but not contradict this Agreement unless otherwise expressly provided by Company.
- 1.11 Statements of Work:** "Statements of Work", if any shall comprise, in part, the Contract including specifications, instructions, drawings, schedules, scopes and/or descriptions of Work.
- 1.12 Work:** "Work" shall include those Administrative And/Or Professional Non-Engineering Related Services set forth in any instructions, specifications, schedules, Contract, Statement(s) of Work and/or Purchase Order(s) as mutually executed by the parties.

ARTICLE 2 SCOPE OF AGREEMENT

Unless otherwise agreed in a writing executed by each of the parties (i.e., the Contract) which evidences a clear intention to supersede this Agreement, the parties intend that this Agreement apply to all transactions which may occur between Company and Contractor during the term of this Agreement. Company makes no commitment to Contractor as to the exclusiveness of this relationship or as to the volume and/or quantities (per unit or otherwise), if any, of business Company will perform with Contractor. Such Contract for the provision of Work under this Agreement shall be reflected by (a) each of the parties executing a mutually acceptable schedule to this Agreement or (b) Company providing a Purchase Order and/or engagement letter and/or Statement of Work to Contractor and Contractor accepting such Purchase Order, engagement letter and/or Statement of Work (including by commencing performance pursuant to such Purchase Order). In the event Company provides a Purchase Order, engagement letter and/or Statement of Work to Contractor and Contractor commences performance thereon, Contractor hereby agrees to the formation of a binding agreement as described in the Purchase Order upon Contractor's commencement of performance, waives any argument that it might otherwise have under Applicable Laws that the Purchase Order and/or Statement of Work should have been executed by each of the parties to be enforceable and further agrees to not contest the enforceability of such Purchase Order, engagement letter and/or Statement of Work on those grounds, and agrees to not contest the admissibility of Company's records related to such Purchase Order that are kept in the ordinary course by Company. In addition, in no event shall the terms and conditions of any proposal, Purchase Order acknowledgement, invoice, or other document, in each case as unilaterally issued by Contractor, be binding upon Company without Company's explicit written acceptance thereof. Any Work performed by Contractor without Company's binding commitment for such Work either via a duly executed schedule to this Agreement or a duly executed Purchase Order and/or Statement of Work shall be at Contractor's sole risk and expense, and Company shall have no obligation to pay for any such Work.

ARTICLE 3 CONDITIONS AND RISKS OF WORK; WORK HARMONY

Contractor represents that Contractor has carefully examined all conditions relevant to the Work and its surroundings, and Contractor assumes the risk of such conditions and will, regardless of such conditions, the expense, or difficulty of performing the Work, fully complete the Work for the stated Contract Price without further recourse to Company. Information on the site of the Work and local conditions at such site furnished by Company in specifications, drawings, or otherwise is made without representation or warranty of any nature by Company, is not guaranteed by Company, and is furnished solely for the convenience of Contractor. In case of a conflict between instructions, specifications, drawings, schedules, and/or Purchase Order(s), Company shall resolve such conflict; and Company's resolution shall be binding on Contractor. Contractor agrees that all labor employed by Contractor, its agents, or subcontractors for Work on the premises of Company, if any, shall be in harmony with all other labor being used by Company or other contractors working on Company's premises. To the extent applicable, Contractor agrees to give Company immediate notice of any threatened or actual labor dispute and will provide assistance as determined necessary by Company to resolve any such dispute. Contractor, its agents, or subcontractors, if any, shall remove from Company's premises any person objected to by Company in association with the Work.

ARTICLE 4 COMPANY CHANGES IN WORK

The scope of and conditions applicable to the Work shall be subject to changes by Company from time to time. Such changes shall only be enforceable if documented in a writing executed by Company. Except as otherwise specifically set forth in this Agreement, changes in the scope of or conditions applicable to the Work may result in adjustments in the Contract Price and/or the Work schedule in accordance with this Article 4. If Contractor believes that adjustment of the Contract Price or the Work schedule is justified, whether as a result of a change made pursuant to this Article or as a result of any other circumstance, then Contractor shall (a) give Company written notice of its claim within five (5) business days after receipt of notice of such change or the occurrence of such circumstances and (b) shall supply a written statement supporting Contractor's claim within ten (10) business days after receipt of notice of such change or occurrence of such circumstances, which statement shall include Contractor's detailed estimate of the effect on the Contract Price and/or the Work schedule. Contractor agrees to continue performance of the Work during the time any claim hereunder is pending. Company shall not be bound to any adjustments in the Contract Price or the Work schedule unless expressly agreed to by Company in writing. Company will not be liable for, and Contractor waives, any claims of Contractor that Contractor knew or should have known and that were not reported by Contractor in accordance with the provisions of this Article.

ARTICLE 5 FORCE MAJEURE

Neither party shall be liable to the other for any damages for any failure to perform or for any delays or interruptions beyond that party's reasonable control in performing any of its obligations under this Agreement only due to acts of God, fires, floods, earthquakes, riots, civil insurrection, acts of the public enemy, or acts or failures to act of civil or military authority, unless the time to perform is expressly guaranteed. Contractor shall advise Company immediately of any anticipated and actual failure, delay, or interruption and the cause and estimated duration of such event. Any such failure, delay, or interruption, even though existing on the date of this Agreement or on the date of the start of the Work, shall require Contractor to within five (5) days submit a recovery plan detailing the manner in which the failure, delay, or interruption shall be remedied and the revised schedule. Contractor shall diligently proceed with the Work notwithstanding the occurrence thereof. This Article shall apply only to the part of the Work directly affected by the particular failure, delay, or interruption, and shall not apply to the Work as a whole or any other unaffected part thereof.

ARTICLE 6 CONTRACTOR DELAYS

Time is of the essence in the performance of this Agreement by Contractor. Contractor agrees to cooperate with Company in scheduling the Work so that the project will progress with a minimum of delays. Company shall not be responsible for compensating Contractor for any costs of overtime or other premium time work unless Company has provided separate prior written authorization for additional compensation to Contractor.

ARTICLE 7 COMPANY EXTENSIONS

Company shall have the right to extend schedules or suspend the Work, in whole or in part, at any time upon written notice to Contractor (except that in an emergency or in the event that Company identifies any safety concerns, Company may require an immediate suspension upon oral or written notice to Contractor). Contractor shall, upon receipt of such notice, immediately suspend or delay the Work. Contractor shall resume any suspended Work when directed by Company. If Contractor follows the requirements of Article 4, a mutually agreed equitable adjustment to the Contract Price or to the schedules for payments and performance of the remaining Work may be made to reflect Company's extension of schedules or suspension of the Work. Contractor will provide Company with all information requested in connection with determining the amount of such equitable adjustment.

ARTICLE 8 AUDITING

8.01 Rights of Inspection of Records and Auditing. Contractor shall maintain complete records relating to any cost-based (i.e., Work not covered by firm prices) components billed under this Agreement or relating to the quantity of units billed under any unit price provisions of this Agreement (all the foregoing hereinafter referred to collectively as "Records") which shall be open to inspection and subject to audit and reproduction during normal working hours, by Company or its authorized representative to the extent necessary to adequately permit evaluation and verification of any invoices, payments, time sheets, or claims based on Contractor's actual costs incurred in the performance of Work under this Agreement. For the purpose of evaluating or verifying such actual or claimed costs, Company or its authorized representative shall have access to said Records at any time, including any time after final payment by Company to Contractor pursuant to this Agreement. All non-public information obtained in the course of such audits shall be held in confidence except pursuant to judicial and administrative order. Company or its authorized representatives shall have access, during normal working hours, to all necessary Contractor facilities

and shall be provided adequate and appropriate work space to conduct audits in compliance with the provisions of this Article. Company shall give Contractor reasonable notice of intended audits.

ARTICLE 9 COMPLIANCE WITH APPLICABLE LAWS; SAFETY; DRUG AND ALCOHOL TESTING; IMMIGRATION; NERC RELIABILITY STANDARDS COMPLIANCE

9.01 Applicable Laws and Safety: Contractor agrees to protect its own and its subcontractors' employees and be responsible for their Work until Company's acceptance of the entire project and, if Contractor and/or its employees, agents, representatives and/or subcontractors are on Company's premises, to protect Company's facilities, property, employees and third parties from damage or injury. Contractor shall at all times be solely responsible for complying with all Applicable Laws and facility rules, including without limitation those relating to health and safety, in connection with the Work and for obtaining (but only as approved by Company) all permits and approvals necessary to perform the Work. Without limiting the foregoing, and as applicable, Contractor agrees to strictly abide by and observe (i) all standards of the Occupational Safety & Health Administration (OSHA) which are applicable to the Work being performed now or in the future; (ii) Company's Contractor/Subcontractor Safety Policy; and (iii) Company's Contractor's Code of Business Conduct (Contractor hereby acknowledges receipt of copies of all such policies and agrees to be bound by these and any other rules and regulations of the Company, as well as to any amendments and/or modifications that may be issued in the future with respect thereto. If Contractor and/or its employees, agents, representatives and/or subcontractors are on Company's premises, Contractor shall maintain the Work site in a safe and orderly condition at all times. Company shall have the right but not the obligation to review Contractor's and/or its subcontractor's compliance with safety and cleanup measures. In the event Contractor fails to keep the work area clean, if Contractor and/or its employees, agents, representatives and/or subcontractors are on Company's premises, Company shall have the right to perform such cleanup on behalf of, at the risk of and at the expense of Contractor. Contractor further specifically acknowledges, agrees and warrants that Contractor has complied, and shall at all times during the term of this Agreement, comply in all respects with all laws, rules and regulations relating to the employment authorization of employees including, but not limited to, the Immigration Reform and Control Act of 1986, as amended, and the Illegal Immigration Reform and Immigrant Responsibility Act of 1996, as amended, whereby Contractor certifies to Company that Contractor has (a) properly maintained, and shall at all times during the term of this Agreement properly maintain all records required by Immigration and Customs Enforcement, such as the completion and maintenance of the Form I-9 for each of Contractor's employees; (b) that Contractor maintains and follows an established policy to verify the employment authorization of its employees; (c) that Contractor has verified the identity and employment eligibility of all employees in compliance with all applicable laws; and (d) that Contractor is without knowledge of any fact that would render any employee or subcontractor of Contractor ineligible to legally work in the United States. Contractor further acknowledges, agrees and warrants that all of its subcontractors will be required to agree to these same terms as a condition to being awarded any subcontract for such Work.

9.02 Hazards and Training: Assuming Contractor and/or its employees, agents, representatives and/or subcontractors are on Company's premises at any time performing the Work, Contractor shall furnish adequate numbers of trained, qualified, and experienced personnel and appropriate safety and other equipment in first-class condition, suitable for performance of the Work. Such personnel shall be skilled and properly trained to perform the Work and recognize all hazards associated with the Work. Without limiting the foregoing, Contractor shall participate in any safety orientation or other of Company's familiarization initiatives related to safety and shall strictly comply with any monitoring initiatives as determined by Company. Contractor shall accept all equipment, structures, and property of Company as found and acknowledges it has inspected the property, has determined the hazards incident to working thereon or thereabouts, and has adopted suitable precautions and methods for the protection and safety of its employees and the property.

9.03 Drug and Alcohol: Assuming Contractor and/or its employees, agents, representatives and/or subcontractors are on Company's premises at any time performing the Work, no person will perform any of the Work while under the influence of drugs or alcohol. No alcohol may be consumed within four (4) hours of the start of any person's performance of the Work or anytime during the workday. A person will be deemed under the influence of alcohol if a level of .02 percent blood alcohol or greater is found. In addition to the requirements of the drug testing program, as set forth in Company's rules and regulations, all persons who will perform any of the Work will be subject to drug and alcohol testing under either of the following circumstances: (i) where the person's performance either contributed to an accident or cannot be completely discounted as a contributing factor to an accident which involves off-site medical treatment of any person; and (ii) where Company determines in its sole discretion that there is reasonable cause to believe such person is using drugs or alcohol or may otherwise be unfit for duty. Such persons will not be permitted to perform any Work until the test results are established. Contractor shall be solely responsible for administering and conducting drug and alcohol testing, as set forth herein, at Contractor's sole

expense. As applicable and in addition to any other requirements under this Agreement, Contractor shall develop and strictly comply with any and all drug testing requirements as required by Applicable Laws.

9.04 NERC Reliability Standards. The following additional provisions shall apply if Contractor's Work in any way involves areas or assets which are located within physical security perimeters as defined by NERC's Reliability Standards for the Bulk Electric Systems of North America (collectively, the "NERC Standards"), including without limitation any Company data center or control center. Contractor's non-compliance of NERC Standards may result in fines and/or penalties being assessed against the Company that would result in Company seeking indemnification from Contractor as a consequence of Contractor's and/or its subcontractors', agents' and/or representatives' non-compliance of NERC Standards.

A. **Information Protection.** Without compromising the confidentiality provisions in Article 24, Contractor shall at all times comply with the Company's information protection program(s) as defined by CIP-003, R4. Among the information protected by this program are: (i) all operational procedures; (ii) lists of critical cyber assets; (iii) network topology or similar diagrams; (iv) floor plans of computing centers that contain critical cyber assets; (v) equipment layouts of critical cyber assets; (vi) disaster recovery plans; (vii) incident response plans; and (viii) security configuration information. Contractor shall protect this protected information from disclosure consistent with the program.

B. **Access Revocation.** Contractor shall *immediately* advise appropriate Company's management if any of Contractor's personnel who have key card access to a restricted area or electronic access to a protected system no longer require such access.

C. **Training.** If any Contractor personnel require key card access to a restricted area or electronic access to a protected system, Contractor shall ensure that such personnel complete, and retake as requested, all necessary NERC training as requested by Company.

D. **Personnel Risk Assessment.** If any Contractor personnel require key card access to a restricted area or electronic access to a protected system, Contractor shall ensure that Company receives necessary waivers and information from Contractor's personnel to complete, and repeat as necessary, such background checks as requested by Company.

Continuing Obligations. Contractor further acknowledges that its compliance with the NERC Standards is a continuing obligation during and after the Term. Upon written notice to Contractor, Company shall have the absolute right to audit and inspect any and all information regarding Contractor's compliance with this Section 9.04, and/or to require confirmation of the destruction of any documentation received from or regarding Company. Contractor is encouraged to contact Company's Compliance Department pursuant to Section 9.05 to ensure Contractor understands and complies with this Section 9.04.

9.05 Office of Compliance: The Company has an Office of Compliance. Should Contractor have actual knowledge of violations of any of the herein stated policies of conduct in this Article 9, or have a reasonable basis to believe that such violations will occur in the future, whether by its own employees, agents, representatives or subcontractors, or by another vendor and/or supplier of the Company and its employees, agents, representatives or subcontractors, or by any employee, agent and/or representative of Company, Contractor has an affirmative obligation to immediately report any such known, perceived and/or anticipated violations to the Company's Office of Compliance in care of Director, Compliance and Ethics, LG&E and KU Services Company, 220 West Main Street, Louisville, Kentucky 40202.

ARTICLE 10 STATUS OF CONTRACTOR

Company does not reserve any right to control the methods or manner of performance of the Work by Contractor. Contractor, in performing the Work, shall not act as an agent or employee of Company, but shall be and act as an independent contractor and shall be free to perform the Work by such methods and in such manner as Contractor may choose, doing everything necessary to perform such Work properly and safely and having supervision over and responsibility for the safety and actions of its employees. Contractor's employees and subcontractors shall not be deemed to be employees of Company. Contractor agrees that if any portion of Contractor's Work is subcontracted, all such subcontractors shall be bound by and observe the conditions of this Agreement to the same extent as required of Contractor. In such event, Company strongly encourages the use of Minority Business Enterprises, Women Business Enterprises, and Disadvantaged Business Enterprises, as defined under federal law and as certified by a certifying agency that Company recognizes as proper.

ARTICLE 11 EQUAL EMPLOYMENT OPPORTUNITY

To the extent applicable, Contractor shall comply with all of the following provisions, which are incorporated herein by reference: (i) Equal Opportunity regulations set forth in 41 CFR § 60-1.4(a) and (c), prohibiting employment discrimination against any employee or applicant because of race, color, religion, sex, or national origin; (ii)

Vietnam Era Veterans Readjustment Assistance Act regulations set forth in 41 CFR § 60-250.4 relating to the employment and advancement of disabled veterans and Vietnam era veterans; (iii) Rehabilitation Act regulations set forth in 41 CFR § 60-741.4 relating to the employment and advancement of qualified disabled employees and applicants for employment; (iv) the clause known as "Utilization of Small Business Concerns and Small Business Concerns Owned and Controlled by Socially and Economically Disadvantaged Individuals" set forth in 15 USC § 637(d)(3); and (v) the subcontracting plan requirement set forth in 15 USC § 637(d).

ARTICLE 12 INDEMNITY BY CONTRACTOR

Contractor shall indemnify, defend, and hold harmless Company, its directors, members, managers, officers, and employees, from any and all damage, loss, claim, demand, suit, liability, penalty and/or fine (pursuant to Section 9.04 or otherwise), or forfeiture of every kind and nature, including but not limited to reasonable costs and expenses of defending against the same and payment of any settlement or judgment therefore, by reason of (a) bodily and other personal injuries to or deaths of persons, (b) damages to property, (c) the release or threatened release of a hazardous substance or any pollution or contamination of or other adverse effects on the environment, (d) violations of any Applicable Laws, or (e) infringement of patent, copyright, trademark, trade secret, or other property right, whether suffered directly by Company or indirectly by reason of third party claims, demands, or suits, to the extent caused by the negligent acts or omissions of Contractor, its employees, agents, subcontractors, or other representatives or otherwise from performance of this Agreement. This obligation to indemnify, defend, and hold harmless shall survive termination or expiration of this Agreement.

Comment [A1]: Cannot delete per legal.

Comment [A2]: Cannot delete per legal.

ARTICLE 13 INSURANCE

13.01 Contractor's Insurance Obligation: During the entire duration of the scope of Work on a per claims basis with respect to any Purchase Order issued under this Agreement, Contractor shall provide and maintain, and shall require any subcontractor to provide and maintain the following insurance (and, except with regard to Workers' Compensation, naming Company as additional insured and waiving rights of subrogation against Company and Company's insurance carrier(s)), and shall submit evidence of such coverage to Company prior to the start of the Work and, furthermore, Contractor shall notify Company, prior to the commencement of any Work pursuant to any Statement of Work and/or Purchase Order, of any threatened, pending and/or paid off claims to third parties, individually or in the aggregate, which otherwise affects the availability of the limits of coverage inuring to the benefit of Company as hereinafter specified:

- (a) Workers' Compensation and Employer's Liability Policy, which shall include:
 - 1) Workers' Compensation (Coverage A), with statutory limits, and in accordance with the laws of the state where the Work is performed;
 - 2) Employer's Liability (Coverage B) with minimum limits of One Million Dollars (\$1,000,000) Bodily Injury by Accident, each Accident, \$1,000,000 Bodily Injury by Disease, each Employee;
 - 3) Thirty (30) Day Cancellation Clause; and
 - 4) Broad Form All States Endorsement.
- (b) Commercial General Liability Policy, which shall have minimum limits of One Million Dollars (\$1,000,000) each occurrence; One Million Dollars (\$1,000,000) Products/Completed Operations Aggregate each occurrence; One Million Dollars (\$1,000,000) Personal and Advertising Injury each occurrence, in all cases subject to Two Million Dollars (\$2,000,000) in the General Aggregate for all such claims, and including:
 - 1) Thirty (30) Day Cancellation Clause;
 - 2) Blanket Written Contractual Liability to the extent covered by the policy against liability assumed by Contractor under this Agreement; and
 - 3) Broad Form Property Damage.
- (c) Commercial Automobile Liability Insurance covering the use of all owned, non-owned, and hired automobiles, with a bodily injury, including death, and property damage combined single minimum limit of One Million Dollars (\$1,000,000) each occurrence with respect to Contractor's vehicles assigned to or used in performance of Work under this Agreement.
- (d) Umbrella/Excess Liability Insurance with minimum limits of Two Million Dollars (\$2,000,000) per occurrence; Two Million Dollars (\$2,000,000) aggregate, to apply to employer's liability, commercial general liability, and automobile liability.
- (f) Professional Liability Insurance, only to the extent applicable, and/or Errors and Admission coverage relating to professional administrative/consulting types of services will be separately provided by Contractor as specified in the Work, with limits, in each respect, of Three Million Dollars (\$3,000,000) per

claim and Three Million Dollars (\$3,000,000) in the aggregate, which insurance shall be either on an occurrence basis or on a claims made basis (with a retroactive date satisfactory to Company).

13.02 Quality of Insurance Coverage: The above policies to be provided by Contractor shall be written by insurance companies which are both licensed to do business in the state where the Work will be performed and either satisfactory to Company or having a Best Rating of not less than A-. These policies shall not be materially changed or canceled except with thirty (30) days written notice to Company from Contractor and the insurance carrier. Evidence of coverage, notification of cancellation or other changes shall be mailed to: Attn: Manager, Supply Chain, LG&E and KU Services Company, P.O. Box 32020, Louisville, Kentucky 40232.

13.03 Implication of Insurance: Company reserves the right to request and receive a summary of coverage of any of the above policies or endorsements; however, Company shall not be obligated to review any of Contractor's certificates of insurance, insurance policies, or endorsements, or to advise Contractor of any deficiencies in such documents. Any receipt of such documents or their review by Company shall not relieve Contractor from or be deemed a waiver of Company's rights to insist on strict fulfillment of Contractor's obligations under this Agreement.

13.04 Other Notices: Contractor shall provide notice of any accidents or claims relating to the Work to Company's Manager, Risk Management at LG&E and KU Services Company, P.O. Box 32030, Louisville, Kentucky 40232 and Company's site authorized representative.

ARTICLE 14 WARRANTIES

Contractor hereby represents and warrants to Company that all services provided by Contractor in its performance of its obligations under this Agreement shall be provided by personnel who are careful, skilled, experienced, qualified and competent. Contractor represents and warrants that all services, findings, recommendations and advice provided by or on behalf of Contractor under this Agreement shall be rendered in a highly competent and/or professional manner.

ARTICLE 15 OWNERSHIP OF INTELLECTUAL PROPERTY; PATENTS

All inventions, discoveries, processes, methods, designs, drawings, blueprints, information, software, works of authorship and know-how, or the like, whether or not patentable or copyrightable (collectively, "Intellectual Property"), which Contractor conceives, develops, or begins to develop, either alone or in conjunction with Company or others, in connection with the Work, shall be "work made for hire" and the sole and exclusive property of Company. However, such documents are not intended or represented to be suitable for re-use by Company or others on extensions with respect to the Work on any other similar scope of Work of the Project or on any other project. Any modification, changes, or reuse without written verification or adaptation by Contractor for the specific purpose intended with respect to the Work will be at Company's sole risk and without liability or legal exposure to Contractor. Upon request, Contractor shall promptly execute all applications, assignments, and other documents that Company shall deem necessary to apply for and obtain letters patent of the United States and/or copyright registration for the Intellectual Property and in order to evidence Company's sole ownership thereof.

ARTICLE 16 ASSIGNMENT OF AGREEMENT; SUBCONTRACTING

Upon prior written notice given to Company, Contractor shall not, by operation of law or otherwise, assign and/or subcontract any part of the Work or this Agreement without Company's prior written approval. Such approval, if given by Company, shall not relieve Contractor from full responsibility for the fulfillment of any and all obligations under this Agreement. Under any and all circumstances, any permitted assignee of Contractor, whether or not such assignee shall be a division, subsidiary and/or affiliate entity of Contractor, shall also be fully bound by the terms of this Agreement and, furthermore, upon request by Company, each of Contractor and its permitted assignee shall provide sufficient financial information, as determined by Company in its sole discretion, necessary to validate such assignee's credit worthiness and ability to perform under this Agreement.

ARTICLE 17 INVOICES AND EFFECT OF PAYMENTS; RELEASE OF LIENS

17.01 Invoices: Within a reasonable period of time following the end of each calendar month or other agreed period, Contractor shall submit an invoice to Company that complies with this Article. Payments shall be made within forty-five (45) days of Company's receipt of Contractor's proper invoice, and, in the event that Company's payment is overdue, Contractor shall promptly provide Company with a notice that such payment is overdue. Contractor's invoices shall designate the extent to which LG&E and KU Services Company or any of its Affiliates is the responsible party. To the extent applicable, such invoices shall reference the contract number and shall also show labor, material and taxes paid regarding the services rendered (including without limitation sales and use taxes, to

the extent applicable), retainers to the extent as may be specified in the Purchase Order, Statement of Work and/or other contractual documentation. All invoices shall be submitted with supporting documentation and in acceptable form and quality to Company's authorized representative. Should Company dispute any invoice for any reason, payment on such invoice shall be made within thirty (30) days of the dispute resolution. Payment of the invoice shall not release Contractor from any of its obligations hereunder, including but not limited to its warranty and indemnity obligations.

17.02 Taxes: If Company provides Contractor with an exemption certificate demonstrating an exemption from sales or use taxes in Kentucky, then Contractor shall not withhold or pay Kentucky sales or use taxes to the extent such exemption certificate applies to the Work. In no event shall Contractor rely upon Company's direct pay authorization in not withholding or paying Kentucky sales or use taxes. Otherwise, Contractor shall be solely responsible for paying all appropriate sales, use, and other taxes and duties (including without limitation sales or use tax with respect to materials purchased and consumed in connection with the Work) to, as well as filing appropriate returns with, the appropriate authorities. To the extent specifically included in the Contract Price, Contractor shall bill Company for and Company shall pay Contractor all such taxes and duties, but Company shall in no event be obligated for taxes and duties not specifically included in the Contract Price or for interest or penalties arising out of Contractor's failure to comply with its obligations under this Section 17.

17.03 Billing of Additional Work: All claims for payments of additions to the Contract Price shall be shown on separate Contractor's invoices and must refer to the specific change order or written authorization issued by Company as a condition to being considered for payment.

17.04 Effect of Payments/Offset: No payments shall be considered as evidence of the performance of or acceptance of the Work, either in whole or in part, and all payments are subject to deduction for loss, damage, costs, or expenses for which Contractor may be liable under any Purchase Order or set-off hereunder. In addition to Company's right of off-set for threatened and/or filed liens and/or encumbrances, and/or with respect to payment disputes pursuant to Section 17.05, Company, without waiver or limitation of any rights or remedies of Company, shall be entitled from time to time to deduct from any and all amounts owing by Company to Contractor in connection with this Agreement or any other contract with Company any and all amounts owed by Contractor to Company in connection with this Agreement or any other contract with Company.

17.05 Release and Indemnity Regarding Liens: Contractor hereby releases and/or waives for itself and its successors in interest, and for all subcontractors and their successors in interest, any and all claim or right of mechanics or any other type of lien to assert and/or file upon Company's or any other party's property, the Work, or any part thereof as a result of performing the Work. Contractor shall execute and deliver to Company such documents as may be required by Applicable Laws (i.e., partial and/or final waivers of liens and/or affidavits of indemnification) to make this release effective and shall give all required notices to subcontractors with respect to ensuring the effectiveness of the foregoing releases against those parties. Contractor shall secure the removal of any lien that Contractor has agreed to release in this Article within five (5) working days of receipt of written notice from Company to remove such lien. If not timely removed, Company may remove the lien and charge all costs and expenses including legal fees to Contractor including, without limitation, the costs of bonding off such lien. Company, in its sole discretion, expressly reserves the right to off-set and/or retain any reasonable amount due to Contractor from payment of any one or more of Contractor's invoices upon Company having actual knowledge of any threatened and/or filed liens and/or encumbrances that may be asserted and/or filed by any subcontractor, materialman, independent contractor and/or third party with respect to the Work, with final payment being made by Company only upon verification that such threatened and/or filed liens and/or encumbrances have been irrevocably satisfied, settled, resolved and/or released (as applicable), and/or that any known payment disputes concerning the Work involving Contractor and any of its subcontractors, agents and/or representatives have been resolved so that no actions, liens and/or encumbrances will be filed against Company and/or Company's property.

ARTICLE 18 TERM AND TERMINATION

18.01 Term: This Agreement shall commence on the date set forth above and shall survive in full force and effect until terminated as set forth below and/or otherwise, solely with respect to any Statement of Work and/or Purchase Order, terminate consistent with the specified expiration date as may be stated in any Statement of Work and/or Purchase Order by and between Contractor and Company notwithstanding any terms and conditions to the contrary in this Agreement. A termination under this Article 18 based on certain Work shall only apply to the Statement of Work and/or Purchase Order that covers such Work. Any Statements of Work and/or Purchase Orders that do not relate to such Work shall not be affected by such a termination.

18.02 Termination for Contractor's Breach: If the Work to be done under this Agreement shall be abandoned by Contractor, if this Agreement or any portion thereof shall be assigned by operation of law or otherwise, if Contractor is placed in bankruptcy, or if a receiver be appointed for its properties, if Contractor shall make an

assignment for the benefit of creditors, if at any time the necessary progress of Work is not being maintained, if at any time Contractor's professional license (or any professional licenses of any of its employees and/or subcontractors) is revoked or rescinded, or if Contractor is violating any of the conditions or agreements of this Agreement, or has executed this Agreement in bad faith, Company may, without prejudice to any other rights or remedies it may have at law or equity as a result thereof, notify Contractor to discontinue any or all of the Work and terminate this Agreement in whole or part. In the event that Section 365(a) of the Bankruptcy Code or some successor law gives Contractor as debtor-in-possession the right to either accept or reject this Agreement, then Contractor agrees to file an appropriate motion with the Bankruptcy Court to either accept or reject this Agreement within twenty (20) days of the entry of the Order for Relief in the bankruptcy proceeding. Contractor and Company acknowledge and agree that said twenty (20) day period is reasonable under the circumstances. Contractor and Company also agree that if Company has not received notice that Contractor has filed a motion with the Bankruptcy Court to accept or reject this Agreement within said twenty (20) day period, then Company may file a motion with the Bankruptcy Court asking that this Agreement be accepted or rejected, and Contractor shall not oppose such motion.

18.03 Effect of Termination for Contractor's Breach: The expenses of completing the Work in excess of the unpaid portion of the Contract Price, together with any damages suffered by Company, shall be paid by Contractor, and Company shall have the right to set off such amounts from amounts due to Contractor. Company shall not be required to obtain the lowest figures for completing the Work but may make such expenditures as in its sole judgment shall best accomplish such completion.

18.04 Termination for Company's Convenience: Company may terminate this Agreement in whole or in part for its own convenience by fifteen (15) days' written notice at any time, with or without cause. In such event, Company shall pay Contractor all actual direct labor costs incurred on the Work prior to such notice, plus any reasonable unavoidable cancellation costs which Contractor may incur as a result of such termination.

ARTICLE 19 PUBLICITY

Contractor shall not issue news releases, publicize or issue advertising pertaining to the Work or this Agreement without first obtaining the written approval of Company.

ARTICLE 20 CONFIDENTIAL INFORMATION

All information relating to the Work or the business of Company, including, but not limited to, drawings and specifications relating to the Work, shall be held in confidence by Contractor and shall not be used by Contractor for any purpose other than for the performance of the Work or as authorized in writing by Company or as required to be produced in response to subpoena, court order or other legal proceeding. All drawings, specifications, or documents furnished by Company to Contractor or developed in connection with the Work shall either be destroyed or returned to Company (including any copies thereof) upon request at any time.

ARTICLE 21 INCIDENTAL/CONSEQUENTIAL DAMAGES

Other than with respect to a force majeure as provided in Article 5 and Contractor's compliance therewith, Company expressly reserves its right to seek all incidental and/or consequential damages that may arise from the scope of Work of Contractor's performance and/or non-performance herein or regarding any of Contractor's employees, subcontractors, agents and/or representatives; provided, however, that in no event shall Contractor have the right to assert any claims of incidental and/or consequential damages against Company.

ARTICLE 22 MISCELLANEOUS

22.01 Waiver: No waiver by Company of any provision herein or of a breach of any provision shall constitute a waiver of any other breach or of any other provision.

22.02 Headings: The headings of Articles, Sections, Paragraphs, and other parts of this Agreement are for convenience only and do not define, limit, or construe the contents thereof.

22.03 Severability: If any provision of this Agreement shall be held invalid under law, such invalidity shall not affect any other provision or provisions hereof which are otherwise valid.

22.04 State Law Governing Agreement; Consent to Jurisdiction: This Agreement shall be governed by, and construed in accordance with, the laws of the Commonwealth of Kentucky, without regard to its principles of conflicts of laws. The site of any legal actions between the parties shall be held in state and/or federal court in Louisville, Kentucky.

22.05 Enforcement of Rights: Company shall have the right to recover from Contractor all expenses, including but not limited to fees for inside or outside counsel hired by Company, arising out of Contractor's breach of this Agreement or any other action by Company to enforce or defend Company's rights hereunder.

22.06 No Third Party Beneficiaries: Except for Contractor and Company, there are no intended third party beneficiaries of this Agreement and none may rely on this Agreement in making a claim against Company.

22.07 Notices: All notices and communications respecting this Agreement shall be in writing, shall be identified by the contract number, shall be designated for LG&E and KU Services Company, or the appropriate Affiliate, and shall be addressed as follows (which address either party may change upon five (5) days prior notice to the other party):

To Company:

LG&E and KU Services Company

Attn: Manager, Supply Chain

P.O. Box 32020
Louisville, Kentucky 40232

To Contractor:

Gannett Fleming, Inc.

Attn: John J. Spanos,
Vice President, Valuation and Rate Division
P.O. Box 67100
Harrisburg, PA 17106-7100
Fax No. 717-763-4590

ARTICLE 23 LIABILITY OF AFFILIATES

Any and all liabilities of LG&E and KU Services Company and/or its Affiliates under this Agreement shall be several but not joint.

IN WITNESS WHEREOF, the parties have entered into this Agreement as of the Effective Date.

LG&E AND KU SERVICES COMPANY

GANNETT FLEMING, INC.

Signature

Signature

Name (Please Print)

Name (Please Print)

Manager Supply Chain

Vice President, Valuation and Rate Division

Title

Title

Date

Date

VENDOR NUMBER _____



REQUEST AUTHORIZATION FOR ACH PAYMENT

Vendor Name: Gannett Fleming, Inc.

Tax ID Number: 25-1613591

Email Address for Remittance Advice (limited to 1 address): AccountsReceivable@gfnet.com

BANKING INFORMATION FOR RECEIPT OF ACH TRANSFERS:

Bank Name: PNC Bank ,N.A.

Location (city, state): Camp Hill, PA

Bank Routing No. (ABA):* 031312738

Please be sure to include leading zeros

Account Number: [REDACTED]

Account Name: Gannett Fleming Companies

Robert K Rumbaugh, Jr. Asst. Controller

Authorized By _____ Title _____

[Signature] _____ April 15, 2011

Signature _____ Date _____

CONFIDENTIAL INFORMATION REDACTED

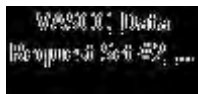
Wiseman, Sara

From: Wilson, Stuart
Sent: Wednesday, July 25, 2012 5:53 PM
To: Wiseman, Sara; Leichty, Doug
Cc: Schram, Chuck; Revlett, Gary; Tummonds, David; Burns, Kyle
Subject: VASCC Data Request Set #2

Doug,

The attached responses include edits from Gary Revlett and Chuck Schram. I've also modified #2 based on a discussion with Dave Tummonds. He or Kyle Burns needs to sign off on #2 before these responses are submitted. I think we're good to go on #1 and #3. I'll be out of the office tomorrow and Friday. Please call me on my cell [REDACTED] if you need anything.

Stuart



Kentucky Utilities
December 31, 2011 Depreciation Study
Virginia Staff Data Requests Set 2

1. Please provide a copy of the Ventyx study, “An Economic Life Assessment Study of Generating Assets LG&E and KU”.

See attached.

2. Please identify and describe any current or planned systematic plant replacement programs.

Per follow-on comments from Staff, this question asks whether Kentucky Utilities has any programs that are similar to programs at natural gas companies for changing out aging infrastructure, based on the location, vintage, type of material, or just because leak rates have become excessive.

For generating assets, LG&E and KU maintain their generating units in a way that is consistent with prudent utility practices. The Companies’ maintenance practices include time and symptom-based guidelines for maintaining or replacing, as appropriate, certain critical unit components before they fail.

3. The 2011 Integrated Resource Plan filed with the Virginia SCC in Case No. PUE-2011-00097 utilized the assumption of a 2016 retirement date for Green River Units 3 and 4. The depreciation study assumes a retirement year of 2015. Please reconcile these assumptions and explain which reflects the company’s plans.

The EPA was originally expected to publish its Utility MACT rule in the Federal Register on Nov 1, 2011. This would have established a Jan 1, 2015 rules compliance date for existing units (with the possibility of a one-year delay to Jan 1, 2016). Given the uncertainty associated with the one-year extension, LG&E and KU stated in their 2011 filings that the Cane Run, Green River, and Tyrone coal units could be retired ‘by’ the January 2015 compliance date. However, for analysis purposes, a 1-year extension because of system reliability reasons was considered and the retirement of these units was assumed to coincide with a January 1, 2016 commissioning date for the natural gas combined cycle unit (Cane Run 7) that will be constructed at the Companies’ Cane Run station. In the Ventyx study, “An Economic Life Assessment Study of Generating Assets of LG&E and KU,” the Cane Run, Green River, and Tyrone coals units were assumed to retire “at the end of 2015” (see report at page 3). January 1, 2016 and “the end of 2015” are effectively the same dates.

On February 16, 2012, after the depreciation study was completed, the EPA published the Mercury and Air Toxic Standards (MATS) rule in the Federal Register. This action established an April 16, 2015 rules compliance date for existing units. Late in April 2012, based on an analysis of engineering, procurement, and construction bids for Cane Run 7, the Companies advanced the commissioning date for Cane Run 7 from January 1, 2016 to May 1, 2015. Currently, the Companies are planning to retire the Cane Run,

Comment [SC1]: This is not generation specific, so I assume others will comment appropriately.

Comment [SAW2]: Ideally, we’d refer to ‘depreciation study’ here, but I’m not as familiar with it. Thought retirement of coal in depreciation study was also assumed to be ‘end of 2015.’

Green River, and Tyrone coal units on or before the commissioning date for Cane Run 7.

4. Please refer to page III-288 of the depreciation study. Trimble County Unit 2 shows \$31,069,802 of 1990 investment in Account 312 and the scrubber shows \$11,144,536 of 1990 investment in Account 312. Please explain what these 1990 investments represent. Do they reflect plant that was in service and being depreciated on the books?
5. Please explain the status of Green River Units 1 and 2 and Tyrone Units 1 and 2. They are shown on page II-27 of the depreciation study as having probable retirement years of 2004 and 2007, respectively, but still show investment in section III of the depreciation study.
6. For Account 312 Boiler Plant Equipment, please discuss the considerations and factors in developing the proposed net salvage percentages ranging from -10% to -15%. Are the proposed net salvage percentages for Boiler Plant Equipment designed to provide recovery for both interim retirements as well as ultimate retirement of the plants?
7. For Account 355 Poles and Fixtures, please describe the circumstances in which Kentucky Utilities receives reimbursements upon retirement.
8. Please provide journal entries supporting the \$315,415 cost of removal for Account 333 Water Wheels, Turbines and Generators incurred during 2010. This amount is shown on page III-226 of the depreciation study.
9. Please discuss the reason for the significant retirements of Account 364 Poles, Towers and Fixtures and Account 365 Overhead Conductors and Devices during the years of 2009, 2010 and 2011. If the retirements relate to storms, please identify the timing and general location of the storms.
10. Please discuss the factors considered in developing the 60-R3 survivor curve for Account 350.1 Land Rights. Provide any available contracts or data concerning contractual provisions for the expiration of Land Rights.
11. For Account 394 Tools, Shop and Garage Equipment, which is proposed to be amortized over 25 years, please discuss how the reserve deficiency of \$217,031 will be handled for depreciation purposes (the \$217,031 is the difference in the Allocated Book Reserve of \$1,767,311 and the Calculated Accrued of \$1,984,342 shown on page III-414 of the depreciation study).