

COMMONWEALTH OF KENTUCKY
BEFORE THE PUBLIC SERVICE COMMISSION

In the Matter of:

APPLICATION OF KENTUCKY UTILITIES) CASE NO.
COMPANY FOR AN ADJUSTMENT OF ITS) 2012-00221
ELECTRIC RATES)


RESPONSE OF
KENTUCKY UTILITIES COMPANY
TO
COMMISSION STAFF'S FIRST REQUEST FOR INFORMATION
DATED JUNE 15, 2012

FILED: July 13, 2012

VERIFICATION

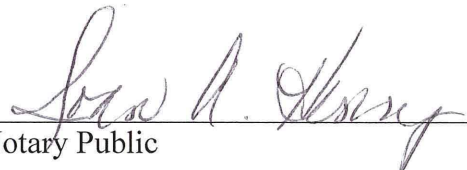
COMMONWEALTH OF KENTUCKY)
) SS:
COUNTY OF JEFFERSON)

The undersigned, **Daniel K. Arbough**, being duly sworn, deposes and says that he is Treasurer for Kentucky Utilities Company and Louisville Gas and Electric Company and an employee of LG&E and KU Services Company, and that he has personal knowledge of the matters set forth in the responses for which he is identified as the witness, and the answers contained therein are true and correct to the best of his information, knowledge and belief.



Daniel K. Arbough

Subscribed and sworn to before me, a Notary Public in and before said County and State, this 10th day of July 2012.

 (SEAL)


Notary Public

My Commission Expires:
July 31, 2015

VERIFICATION

COMMONWEALTH OF KENTUCKY)
) SS:
COUNTY OF JEFFERSON)

The undersigned, **Lonnie E. Bellar**, being duly sworn, deposes and says that he is Vice President, State Regulation and Rates for Louisville Gas and Electric Company and Kentucky Utilities Company and an employee of LG&E and KU Services Company, and that he has personal knowledge of the matters set forth in the responses for which he is identified as the witness, and the answers contained therein are true and correct to the best of his information, knowledge and belief.



Lonnie E. Bellar

Subscribed and sworn to before me, a Notary Public in and before said County and State, this 6th day of July 2012.



Notary Public (SEAL)

My Commission Expires:

July 21, 2015

VERIFICATION

COMMONWEALTH OF KENTUCKY)
) SS:
COUNTY OF JEFFERSON)

The undersigned, **Kent W. Blake**, being duly sworn, deposes and says that he is Chief Financial Officer for Kentucky Utilities Company and Louisville Gas and Electric Company and an employee of LG&E and KU Services Company, and that he has personal knowledge of the matters set forth in the responses for which he is identified as the witness, and the answers contained therein are true and correct to the best of his information, knowledge and belief.

Kent W. Blake
Kent W. Blake

Subscribed and sworn to before me, a Notary Public in and before said County and State, this 11th day of July 2012.

Sammy J. Ely (SEAL)
Notary Public

My Commission Expires:

November 9, 2014

VERIFICATION

COMMONWEALTH OF KENTUCKY)
) SS:
COUNTY OF JEFFERSON)

The undersigned, **Shannon L. Charnas**, being duly sworn, deposes and says that she is Director, Accounting and Regulatory Reporting for LG&E and KU Services Company, and that she has personal knowledge of the matters set forth in the responses for which she is identified as the witness, and the answers contained therein are true and correct to the best of her information, knowledge and belief.

Shannon L. Charnas
Shannon L. Charnas

Subscribed and sworn to before me, a Notary Public in and before said County and State, this 10th day of July 2012.

Joan A. Henry (SEAL)
Notary Public

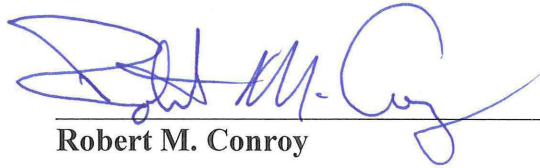
My Commission Expires:

July 21, 2015

VERIFICATION

COMMONWEALTH OF KENTUCKY)
) SS:
COUNTY OF JEFFERSON)

The undersigned, **Robert M. Conroy**, being duly sworn, deposes and says that he is Director - Rates for LG&E and KU Services Company, and that he has personal knowledge of the matters set forth in the responses for which he is identified as the witness, and the answers contained therein are true and correct to the best of his information, knowledge and belief.



Robert M. Conroy

Subscribed and sworn to before me, a Notary Public in and before said County and State, this 13th day of July 2012.




Notary Public (SEAL)

My Commission Expires:
July 21, 2015

VERIFICATION


COMMONWEALTH OF KENTUCKY)
) SS:
COUNTY OF JEFFERSON)

The undersigned, **Caryl M. Pfeiffer**, being duly sworn, deposes and says that she is Director – Corporate Fuels and By-Products for LG&E and KU Services Company, and that she has personal knowledge of the matters set forth in the responses for which she is identified as the witness, and the answers contained therein are true and correct to the best of her information, knowledge and belief.



Caryl M. Pfeiffer

Subscribed and sworn to before me, a Notary Public in and before said County and State, this 11th day of July _____ 2012.



Notary Public (SEAL)

My Commission Expires:

July 21, 2015

VERIFICATION

COMMONWEALTH OF KENTUCKY)
) SS:
COUNTY OF JEFFERSON)

The undersigned, **Paula H. Pottinger, Ph.D.**, being duly sworn, deposes and says that she is Senior Vice President, Human Resources for Kentucky Utilities Company and Louisville Gas and Electric Company and an employee of LG&E and KU Services Company, and that she has personal knowledge of the matters set forth in the responses for which she is identified as the witness, and the answers contained therein are true and correct to the best of her information, knowledge and belief.


Paula H. Pottinger, Ph.D.

Subscribed and sworn to before me, a Notary Public in and before said County and State, this 11th day of July 2012.

 (SEAL)
Notary Public


My Commission Expires:

July 21, 2015

VERIFICATION

COMMONWEALTH OF KENTUCKY)
) SS:
COUNTY OF JEFFERSON)

The undersigned, **Valerie L. Scott**, being duly sworn, deposes and says that she is Controller for Kentucky Utilities Company and Louisville Gas and Electric Company and an employee of LG&E and KU Services Company, and that she has personal knowledge of the matters set forth in the responses for which she is identified as the witness, and the answers contained therein are true and correct to the best of her information, knowledge and belief.



Valerie L. Scott

Subscribed and sworn to before me, a Notary Public in and before said County and State, this 10th day of July _____ 2012.



Notary Public (SEAL)

My Commission Expires:

July 21, 2015

KENTUCKY UTILITIES COMPANY

CASE NO. 2012-00221

**Response to Commission Staff's First Request for Information
Dated June 15, 2012**

Question No. 1

Responding Witness: Lonnie E. Bellar

- Q-1. Provide a copy of the current bylaws. Indicate any changes made to the bylaws since the year utilized as the test year in KU's last rate case.
- A-1. Attached please find a copy of KU's current bylaws. There have been no changes made to the bylaws since October 31, 2009, the end of the test year in KU's last rate case.

BY-LAWS
OF
KENTUCKY UTILITIES COMPANY

Dated April 28, 1998
(as amended through June 2, 1999)
(as amended through December 16, 2003)

BY-LAWS
OF
KENTUCKY UTILITIES COMPANY

ARTICLE I
STOCK TRANSFERS

Section 1. Each holder of fully paid stock shall be entitled to a certificate or certificates of stock stating the number and the class of shares owned by such holder, provided that, the Board of Directors may, by resolution, authorize the issue of some or all of the shares of any or all classes or series of stock without certificates. All certificates of stock shall, at the time of their issuance, be signed by the Chairman of the Board, the President or a Vice-President and by the Secretary or Assistant Secretary, and may be authenticated and registered by a duly appointed registrar. If the stock certificate is authenticated by a registrar, the signatures of the corporate officers may be facsimiles. In case any officer designated for the purpose who has signed or whose facsimile signature has been used on any stock certificate shall, from any cause, cease to be such officer before the certificate has been delivered by the Company, the certificate may nevertheless be adopted by the Company and be issued and delivered as though the person had not ceased to be such officer.

Section 2. Shares of stock shall be transferable only on the books of the Company and upon proper endorsement and surrender of the outstanding certificates representing the same. If any outstanding certificate of stock shall be lost, destroyed or stolen, the officers of the Company shall have authority to cause a new certificate to be issued to replace such certificate upon the receipt by the Company of satisfactory evidence that such certificate has been lost, destroyed or stolen and of a bond of indemnity deemed sufficient by the officers to protect the Company and any registrar and any transfer agent of the Company against loss which may be sustained by reason of issuing such new certificate to replace the certificate reported lost, destroyed or stolen; and any transfer agent of the Company shall be authorized to issue and deliver such new certificate and any registrar of the Company is authorized to register such new certificate, upon written directions signed by the Chairman of the Board, the President or a Vice-President and by the Treasurer or the Secretary of the Company.

Section 3. All certificates representing each class of stock shall be numbered and a record of each certificate shall be kept showing the name of the person to whom the certificate was issued with the number and the class of shares and the date thereof. All certificates exchanged or returned to the Company shall be cancelled and an appropriate record made.

Section 4. The Board of Directors may fix a date not exceeding seventy days preceding the date of any meeting of shareholders, or the date fixed for the payment of any dividend or distribution, or the date of allotment of rights, or, subject to contract rights with respect thereto,

the date when any change or conversion or exchange of shares shall be made or go into effect, as a record date for the determination of the shareholders entitled to notice of and to vote at any such meeting, or entitled to receive payment of any such dividend, or allotment of rights, or to exercise the rights with respect to any such change, conversion or exchange of shares, and in such case only shareholders of record on the date so fixed shall be entitled to notice of and to vote at such meeting, or to receive payment of such dividend or allotment of rights or to exercise such rights, as the case may be, notwithstanding any transfer of shares on the books of the Company after the record date fixed as aforesaid. The Board of Directors may close the books of the Company against transfer of shares during the whole or any part of such period. When a determination of shareholders entitled to notice of and to vote at any meeting of shareholders has been made as provided in this section, such determination shall apply to any adjournment thereof except as otherwise provided by statute.

ARTICLE II

MEETINGS OF STOCKHOLDERS

Section 1. An Annual Meeting of Stockholders of the Company shall be held at such date and time as shall be designated from time to time by the Board of Directors. Each such Annual Meeting shall be held at the principal office of the Company in Kentucky or at such other place as the Board of Directors may designate from time to time.

Section 2. Special meetings of the stockholders may be called by the Board of Directors or by the holders of not less than 51% of all the votes entitled to be cast on each issue proposed to be considered at the special meeting, or in such other manner as may be provided by statute. Business transacted at special meetings shall be confined to the purposes stated in the notice of meeting.

Section 3. Notice of the time and place of each annual or special meeting of stockholders shall be sent by mail to the recorded address of each stockholder entitled to vote not less than ten or more than sixty days before the date of the meeting, except in cases where other special method of notice may be required by statute, in which case the statutory method shall be followed. The notice of special meeting shall state the object of the meeting. Notice of any meeting of the stockholders may be waived by any stockholder.

Section 4. At an Annual Meeting of the Stockholders, only such business shall be conducted as shall have been properly brought before the meeting in accordance with the procedures set forth in these By-laws. To be properly brought before the Annual Meeting, business must be (a) specified in the notice of meeting (or any supplement thereto) given by or at the direction of the Board of Directors, (b) otherwise properly brought before the meeting by or at the direction of the Board of Directors, or (c) otherwise be a proper matter for consideration and otherwise be properly requested to be brought before the meeting by a stockholder as hereinafter provided. For business to be properly requested to be brought before an Annual Meeting by a stockholder, a stockholder of a class of shares of the Company entitled to vote upon the matter requested to be brought before the meeting (or his designated proxy as provided below) must have given timely and proper notice thereof to the Secretary. To be timely, a

stockholder's notice must be given by personal delivery or mailed by United States mail, postage prepaid, and received by the Secretary not fewer than sixty calendar days prior to the meeting; provided, however, that in the event that the date of the meeting is not publicly announced by mail, press release or otherwise or disclosed in a public report, information statement, or other filing made with the Securities and Exchange Commission, in either case, at least seventy calendar days prior to the meeting, notice by the stockholder to be timely must be received by the Secretary, as provided above, not later than the close of business on the tenth day following the day on which such notice of the date of the meeting or such public disclosure or filing was made. To be proper, a stockholder's notice to the Secretary must be in writing and must set forth as to each matter the stockholder proposes to bring before the Annual Meeting (a) a description in reasonable detail of the business desired to be brought before the Annual Meeting and the reasons for conducting such business at the Annual Meeting, (b) the name and address, as they appear on the Company books, of the stockholder proposing such business or granting a proxy to the proponent or an intermediary, (c) a representation that the stockholder is a holder of record of stock of the Company entitled to vote at such meeting and intends to appear in person or by proxy at the meeting to nominate the person or persons specified in the notice, (d) the name and address of the proponent, if the holder of a proxy from a qualified stockholder of record, and the names and addresses of any intermediate proxies, (e) the class and number of shares of the Company which are beneficially owned by the stockholder, and (f) any material interest of the stockholder or the proponent in such business. The chairman of an Annual Meeting shall determine whether business was properly brought before the meeting, which determination absent manifest error will be conclusive for all purposes.

Section 5. The Chairman of the Board, if present, and in his absence the President, and the Secretary of the Company, shall act as Chairman and Secretary, respectively, at each stockholders meeting, unless otherwise provided by the Board of Directors prior to the meeting. Unless otherwise determined by the Board of Directors prior to the meeting, the Chairman of the stockholders' meeting shall determine the order of business and shall have the authority in his discretion to regulate the conduct of any such meeting, including, without limitation, by imposing restrictions on the persons (other than stockholders of the Company or their duly appointed proxies) who may attend any such stockholders' meeting, by determining whether any stockholder or his proxy may be excluded from any stockholders' meeting based upon any determination by the Chairman, in his sole discretion, that any such person has unduly disrupted or is likely to disrupt the proceedings thereat, and by regulating the circumstances in which any person may make a statement or ask questions at any stockholders' meeting.

Section 6. The Company shall be entitled to treat the holder of record of any share or shares as the holder in fact thereof and, accordingly, shall not be bound to recognize any equitable or other claim to or interest in such share on the part of any other person whether or not it shall have express or other notice thereof, except as expressly provided by law.

Section 7. The Board of Directors may postpone and reschedule any previously scheduled annual or special meeting of stockholders and may adjourn any convened meeting of stockholders to another date and time as specified by the chairman of the meeting.

ARTICLE III

BOARD OF DIRECTORS

Section 1. The Board shall be composed of such number of Directors as shall be set by resolution of the Board. The number of Directors may be changed from time to time by resolution of the Board of Directors or by amendment to these By-laws, but no decrease in the number of Directors shall have the effect of shortening the term of any incumbent Director. Unless a Director dies, resigns or is removed, he shall hold office until the next annual meeting of the shareholders or until a successor is elected, whichever is later. Directors need not be shareholders of the corporation or residents of the Commonwealth of Kentucky or of the Commonwealth of Virginia. Except as otherwise expressly provided by the Articles of Incorporation, the Board of Directors may fill, until the first annual election thereafter and until the necessary election shall have taken place, vacancies occurring at any time in the membership of the Board by death, resignation or otherwise. Written notice of such resignation shall be made as provided by law.

Section 2. Nominations for the election of directors may be made by the Board of Directors or a committee appointed by the Board of Directors or by any stockholder entitled to vote in the election of directors generally. However, any stockholder entitled to vote in the election of directors generally may nominate one or more persons for election as directors at a meeting only if the stockholder has given timely and proper notice thereof to the Secretary. To be timely, a stockholders notice must be given by personal delivery or mailed by United States mail, postage prepaid, and received by the Secretary not fewer than sixty calendar days or more than ninety calendar days prior to the meeting; provided, however, that in the event that the date of the meeting is not publicly announced by mail, press release or otherwise or disclosed in a public report, information statement or other filing made with the Securities and Exchange Commission, in either case, at least seventy calendar days prior to the meeting, notice by the stockholder to be timely must be so received by the Secretary, as provided above, not later than the close of business on the tenth day following the day on which such notice of the date of the meeting or such public disclosure or filing was made. To be proper, a stockholder's notice of nomination to the Secretary must be in writing and must set forth as to each nominee: (a) the name and address, as they appear on the Company books, of the stockholder who intends to make the nomination or granting a proxy to the proponent or an intermediary; (b) the name and address of the person or persons to be nominated; (c) a representation that the stockholder is a holder of record of stock of the Company entitled to vote at such meeting and intends to appear in person or by proxy at the meeting to nominate the person or persons specified in the notice; (d) a description of all arrangements or understandings between the stockholder and each nominee and any other person or persons (naming such person or persons) pursuant to which the nomination or nominations are to be made by the stockholder; (e) such other information regarding each nominee proposed by such stockholder as would be required to be included in a proxy statement filed pursuant to the proxy rules of the Securities and Exchange Commission, had the nominee been nominated, or intended to be nominated, by the Board of Directors, provided that (i) such information does not in any way violate any applicable Securities and Exchange Commission regulation, including regulations concerning public availability of information, and (ii) any information withheld on such basis shall be provided by separate notice

at such time as would not be in violation of any applicable Securities and Exchange Commission regulation, such notice to be a supplement to the notice otherwise required herein; (f) the class and number of shares of the Company which are beneficially owned by the stockholder; and (g) the signed consent of each nominee to serve as a director of the Company if so elected.

Section 3. If the Chairman of the meeting for the election of Directors determines that a nomination of any candidate for election as a director at such meeting was not made in accordance with the applicable provisions of these By-laws, such nomination shall be void.

Section 4. The Board of Directors may adopt such special rules and regulations for the conduct of their meetings and the management of the affairs of the Company as they may determine to be appropriate, not inconsistent with law or these By-laws.

Section 5. A regular meeting of the Board of Directors shall be held as soon as practicable after the annual meeting of stockholders in each year. In addition, regular quarterly meetings of the Board may be held at the general offices of the Company in Kentucky, or at such other place as shall be specified in the notice of such meeting on the last Monday of January, July and October in each year. Written notice of every regular meeting of the Board, stating the time of day at which such meeting will be held, shall be given to each Director not less than two days prior to the date of the meeting. Such notice may be given personally in writing, or by telegraph or other written means of electronic communication, or by depositing the same, properly addressed, in the mail.

Section 6. Special meetings of the Board may be called at any time by the Chairman of the Board, or the President, or by a Vice-President when acting as President, or by any two Directors. Notice of such meeting, stating the place, day and hour of the meeting shall be given to each Director not less than one day prior to the date of the meeting. Such notice may be given personally in writing, or by telegraph or other written means of electronic communication, or by depositing the same, properly addressed, in the mail.

Section 7. Notice of any meeting of the Board may be waived by any Director.

Section 8. A majority of the Board of Directors shall constitute a quorum for the transaction of business at any meeting of the board, but a less number may adjourn the meeting to some other day or sine die. The Board of Directors shall keep minutes of their proceedings at their meetings. The members of the Board may be paid such fees or compensations for their services as Directors as the Board, from time to time, by resolution, may determine.

Section 9. The Chairman of the Board, if such person is present, shall serve as Chairman at each regular or special meeting of the Board of Directors and shall determine the order of business at such meeting. If the Chairman of the Board is not present at a regular or special meeting of the Board of Directors, the Vice Chairman of the Board shall serve as Chairman of such meeting and shall determine the order of business of such meeting. The Board of Directors may elect one of its members as Vice Chairman of the Board.

ARTICLE IV

COMMITTEES

Section 1. The Board of Directors may, by resolution passed by a majority of the whole Board, appoint an Executive Committee of not less than three members of the Board, including the Chairman of the Board, if there be one, and the President of the Company. The Executive Committee may make its own rules of procedure and elect its Chairman, and shall meet where and as provided by such rules, or by resolution of the Board of Directors. A majority of the members of the Committee shall constitute a quorum for the transaction of business. During the intervals between the meetings of the Board of Directors, the Executive Committee shall have all the powers of the Board in the management of the business and affairs of the Company except as limited by statute, including power to authorize the seal of the Company to be affixed to all papers which require it, and, by majority vote of all its members, may exercise any and all such powers in such manner as such Committee shall deem best for the interests of the Company, in all cases in which specific directions shall not have been given by the Board of Directors. The Executive Committee shall keep regular minutes of its proceedings and report the same to the Board at meetings thereof.

Section 2. The Board of Directors may appoint other committees, standing or special, from time to time from among their own number, or otherwise, and confer powers on such committees, and revoke such powers and terminate the existence of such committees at its pleasure.

Section 3. Meetings of any committee may be called in such manner and may be held at such times and places as such committee may by resolution determine, provided that a meeting of any committee may be called at any time by the Chairman of the Board or by the President. Notice of such meeting, stating the place, day and hour of the meeting shall be given to each Director not less than one day prior to the meeting. Such notice may be given personally in writing, or by telegraph or other written means of electronic communication, or by depositing the same, properly addressed, in the mail. Members of all committees may be paid such fees for attendance at meetings as the Board of Directors may determine.

ARTICLE V

OFFICERS

Section 1. The officers of the Company shall be a Chief Executive Officer, President, Chief Operating Officer, Chief Financial Officer, Chief Administrative Officer, one or more Vice Presidents, Secretary, Treasurer, Controller or such other officers (including, if so directed by a resolution of the Board of Directors, the Chairman of the Board) as the Board or the Chief Executive Officer may from time to time elect or appoint. Any two of the offices may be combined in one person, but no officer shall execute, acknowledge, or verify any instrument in more than one capacity. If practicable, officers are to be elected or appointed by the Board of Directors or the Chief Executive Officer at the first meeting of the Board following the annual

meeting of stockholders and, unless otherwise specified, shall hold office for one year or until their successors are elected and qualified. Any vacancy shall be filled by the Board of Directors or the Chief Executive Officer. Except as provided below, officers shall perform those duties usually incident to the office or as otherwise required by the Board of Directors, the Chief Executive Officer, or the officer to whom they report. An officer may be removed with or without cause and at any time by the Board of Directors or by the Chief Executive Officer.

Section 2. The Chief Executive Officer of the Company shall have full charge of all of the affairs of the Company and shall report directly to the Board of Directors.

Section 3. The President, should that office be created and filled, shall exercise such functions as may be delegated by the Chief Executive Officer and shall exercise the functions of the Chief Executive Officer during the absence or disability of the Chief Executive Officer.

Section 4. The Chief Operating Officer, should that office be created and filled, shall have responsibility for the management and direction of the Company, subject to the direction and approval of the Chief Executive Officer.

Section 5. The Chief Financial Officer, should that office be created and filled, shall have responsibility for the financial affairs of the Company, including maintaining accurate books and records, meeting all financial reporting requirements and controlling Company funds, subject to the direction and approval of the Chief Executive Officer.

Section 6. The Chief Administrative Officer, should that office be created and filled, shall have responsibility for the general administrative and human resources operations of the Company, subject to the direction and approval of the Chief Executive Officer.

Section 7. The Vice President or Vice Presidents, should such offices be created and filled, may be designated as Vice President, Senior Vice President or Executive Vice President, as the Board of Directors or Chief Executive Officer may determine.

Section 8. The Secretary shall be present at and record the proceedings of all meetings of the Board of Directors and of the stockholders, give notices of meetings of Directors and stockholders, have custody of the seal of the Company and affix it to any instrument requiring the same, and shall have the power to sign certificates for shares of stock of the Company.

Section 9. The Treasurer, should that office be created and filled, shall have responsibility for all receipts and disbursements of the Company and be custodian of the Company's funds.

Section 10. The Controller, should that office be created and filled, shall have responsibility for the accounting records of the Company.

ARTICLE VI

MISCELLANEOUS

Section 1. The funds of the Company shall be deposited to its credit in such banks or trust companies as are selected by the Treasurer, subject to the approval of the chief executive officer. Such funds shall be withdrawn only on checks or drafts of the Company for the purpose of the Company, except that such funds may be withdrawn without the issuance of a check or draft (a) to effect a transfer of funds between accounts maintained by the Company at one or more depositories; (b) to effect the withdrawal of funds, pursuant to resolution of the Board of Directors, for the payment of either commercial paper promissory notes of other entities or government securities purchased by the Company; (c) to effect a withdrawal of funds by the Company pursuant to the terms of any agreement or other document, approved by the Board of Directors, which requires or contemplates payment or payments by the Company by means other than a check or draft; or (d) to effect a withdrawal of funds for such other purpose as the Board of Directors by resolution shall provide. All checks and drafts of the Company shall be signed in such manner and by such officer or officers or such individuals as the Board of Directors, from time to time by resolution, shall determine. Only checks and drafts so signed shall be valid checks or drafts of the Company.

Section 2. No debt shall be contracted except for current expenses unless authorized by the Board of Directors or the Executive Committee, and no bills shall be paid by the Treasurer unless audited and approved by the Controller or some other person or committee expressly authorized by the Board of Directors or the Executive Committee, to audit and approve bills for payment. All notes of the Company shall be executed by two different officers of the Company. Either or both of such executions may be by facsimile.

Section 3. The fiscal year of the Company shall close at the end of December annually.

ARTICLE VII

INDEMNIFICATION OF DIRECTORS, OFFICERS, EMPLOYEES AND AGENTS

Section 1. Unless prohibited by law, the Company shall indemnify each of its Directors, officers, employees and agents against expenses (including attorneys fees), judgments, taxes, fines and amounts paid in settlement, incurred by such person in connection with, and shall advance expenses (including attorneys fees) incurred by such person in defending any threatened, pending or completed action, suit or proceeding (whether civil, criminal, administrative or investigative) to which such person was, is, or is threatened to be made a party by reason of the fact that such person is or was a Director, officer, employee or agent of another domestic or foreign corporation, partnership, joint venture, trust, other enterprise, or employee benefit plan. Advancement of expenses shall be made upon receipt of a written statement of his good faith belief that he has met the standard of conduct as required by statute and a written undertaking, with such security, if any, as the Board may reasonably require, by or on behalf of

the person seeking indemnification, to repay amounts advanced if it shall ultimately be determined that such person is not entitled to be indemnified by the Company.

Section 2. In addition (and not by way of limitation of) the foregoing provisions of Section 1 of this Article VII and the provisions of the Kentucky Business Corporation Act, each person (including the heirs, executors, administrators and estate of such person) who is or was or had agreed to become a Director, officer, employee or agent of the Company and each person (including the heirs, executors, administrators and estate of such person) who is or was serving or who had agreed to serve at the request of the Directors or any officer of the Company as a Director, officer, employee, trustee, partner or agent of another corporation, partnership, joint venture, trust, employee benefit plan or other enterprise shall be indemnified by the Company to the fullest extent permitted by the Kentucky Business Corporation Act or any other applicable laws as presently or hereafter in effect. Without limiting the generality or the effect of the foregoing, the Company is authorized to enter into one or more agreements with any person which provide for indemnification greater or different than that provided in this Article VII. Any repeal or modification of this Article by the stockholders of the Company shall not adversely affect any indemnification of any person hereunder in respect of any act or omission occurring prior to the time of such repeal or modification.

Section 3. The Company may purchase and maintain insurance on behalf of any person who is or was entitled to indemnification as described above, whether or not the Company would have the power or duty to indemnify such person against such liability under this Article VII or applicable law.

Section 4. To the extent required by applicable law, any indemnification of, or advance of expenses to, any person who is or was entitled to indemnification as described above, if arising out of a proceeding by or in the right of the Company, shall be reported in writing to the stockholders with or before the notice of the next stockholder' meeting.

Section 5. The indemnification provided by this Article VII: (a) shall not be deemed exclusive of any other rights to which the Company's Directors, officers, employees or agents may be entitled pursuant to the Articles of Incorporation, any agreement of indemnity, as a matter of law or otherwise; and (b) shall continue as to a person who has ceased to be a Director, officer, employee or agent and shall inure to the benefit of such person's heirs, executors and administrators.

ARTICLE VIII

AMENDMENT OR REPEAL OF BY-LAWS

These By-laws may be added to, amended or repealed at any meeting of the Board of Directors, and may also be added to, amended or repealed by the stockholders.

KENTUCKY UTILITIES COMPANY

CASE NO. 2012-00221

Response to Commission Staff's First Request for Information

Dated June 15, 2012

Question No. 2

Responding Witness: Valerie L. Scott

- Q-2. Provide the current organizational chart, showing the relationship between KU and its parent company, PPL Corporation ("PPL"). Include any intermediate entities between PPL and KU, as well as the relative positions of all PPL entities and affiliates with which KU routinely has business transactions.
- A-2. A current organization chart is attached showing the ownership chain from KU to its ultimate parent company, PPL Corporation ("PPL"). The chart also shows relationships with PPL and LG&E and KU Energy LLC entities and affiliates with which KU routinely has business transactions, namely:
- LG&E and KU Energy LLC ("LKE") -- Parent company of KU; transactions related to dividends, income tax settlements and money-pool activities
 - Louisville Gas and Electric Company -- Purchases and sales of power, joint ownership of generation units, labor and overheads associated with union and customer service employees performing work for KU, meter reading services
 - LG&E and KU Services Company -- Centralized service company as permitted under FERC rules and regulations; providing administrative, management and support services, including via outside vendors, and certain shared pension costs
 - LG&E and KU Capital LLC -- Reimbursement for miscellaneous administrative expenses
 - Ohio Valley Electric Corporation -- Power purchases and earnings on investment
 - Electric Energy Inc. -- Earnings on investment
 - PPL Corporation -- Parent company of LKE and parent of U.S. income tax filing group; reimbursement for limited outside vendor services
 - PPL Electric Utilities Corporation -- Electric utility subsidiary of PPL; mutual assistance arrangements *
 - PPL Services Corporation -- Centralized service company of PPL as permitted under FERC rules and regulations; providing limited support services, via outside vendors including legal, finance, credit, insurance, membership dues and joint use software; joint data center services *

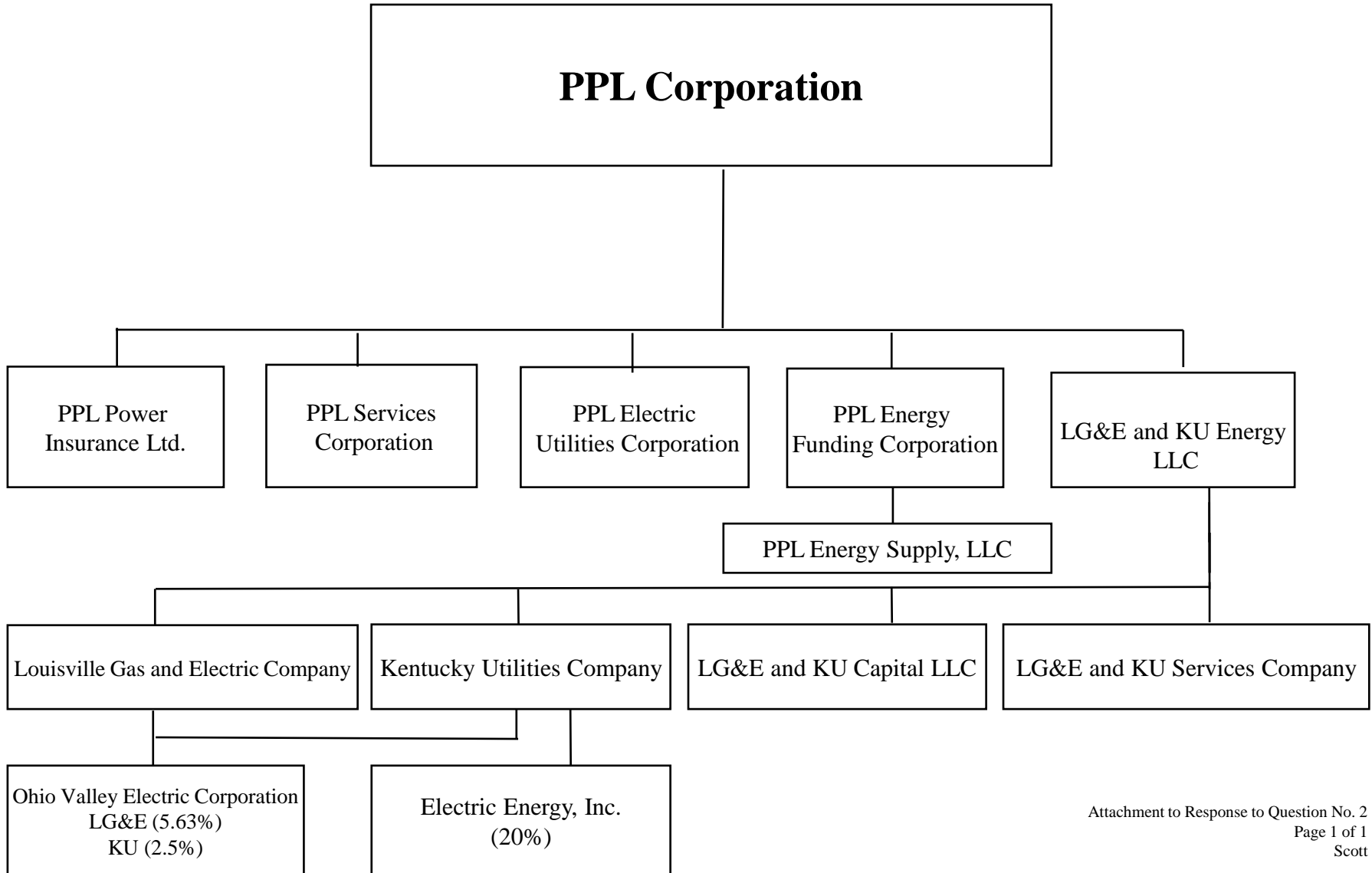
* PPL Energy Funding Corporation acts as payment agent

- PPL Power Insurance Ltd. -- Insurance subsidiary of PPL; provides insurance and risk management related services *
- PPL Energy Supply LLC – a subsidiary of PPL Energy Funding Corporation and other subsidiaries; provided a letter of credit for workers compensation.

* PPL Energy Funding Corporation acts as payment agent

Modified Corporate Organizational Chart

June 2012



KENTUCKY UTILITIES COMPANY

CASE NO. 2012-00221

**Response to Commission Staff's First Request for Information
Dated June 15, 2012**

Question No. 3

Responding Witness: Daniel K. Arbough

Q-3. Provide the capital structure at the end of each of the periods shown in Schedule 3.

A-3. See attached schedules.

Kentucky Utilities Company
Case No. 2012-00221

Question No. 3

Responding Witness: Daniel K. Arbough

Comparative Capital Structures (Excluding JDIC)
For the Periods as Shown
"000 Omitted"

Schedule 1

Line No.	Type of Capital	2002		2003		2004		2005		2006		2007		2008	
		Amount	Ratio	Amount	Ratio	Amount	Ratio	Amount	Ratio	Amount	Ratio	Amount	Ratio	Amount	Ratio
1	Long-Term Debt	\$ 500,492	32.85%	\$ 687,576	39.77%	\$ 726,211	40.72%	\$ 746,604	40.19%	\$ 842,385	39.50%	\$ 1,263,753	46.42%	\$ 1,531,779	46.54%
2	Short-Term Debt	119,490	7.84%	43,231	2.50%	34,820	1.95%	69,665	3.75%	97,043	4.55%	23,219	0.85%	16,247	0.49%
3	AR Securitization	49,300	3.24%	50,000	2.89%	-	0.00%	-	0.00%	-	0.00%	-	0.00%	-	0.00%
4	Preferred Stock	40,000	2.63%	40,000	2.31%	40,000	2.24%	-	0.00%	-	0.00%	-	0.00%	-	0.00%
5	Common Equity	814,091	53.44%	907,948	52.53%	982,204	55.09%	1,041,377	56.06%	1,193,198	55.95%	1,435,516	52.73%	1,743,493	52.97%
6	Other	-	-	-	-	-	-	-	-	-	-	-	-	-	-
7	Total Capitalization	\$ 1,523,373	100.00%	\$ 1,728,755	100.00%	\$ 1,783,235	100.00%	\$ 1,857,646	100.00%	\$ 2,132,626	100.00%	\$ 2,722,488	100.00%	\$ 3,291,519	100.00%

Line No.	Type of Capital	2009		2010		2011		Test Year		Latest Available Quarter 03/31/12		Average Test Year	
		Amount	Ratio	Amount	Ratio	Amount	Ratio	Amount	Ratio	Amount	Ratio	Amount	Ratio
1	Long-Term Debt	\$ 1,648,779	44.82%	\$ 1,839,956	46.87%	\$ 1,840,592	46.38%	\$ 1,840,750	46.26%	\$ 1,840,750	46.26%	\$ 1,840,433	46.50%
2	Short-Term Debt	77,975	2.12%	10,434	0.27%	-	0.00%	-	0.00%	-	0.00%	-	0.00%
3	AR Securitization	-	0.00%	-	0.00%	-	0.00%	-	0.00%	-	0.00%	-	0.00%
4	Preferred Stock	-	0.00%	-	0.00%	-	0.00%	-	0.00%	-	0.00%	-	0.00%
5	Common Equity	1,951,966	53.06%	2,075,467	52.86%	2,128,238	53.62%	2,138,485	53.74%	2,138,485	53.74%	2,117,380	53.50%
6	Other	-	-	-	-	-	-	-	-	-	-	-	-
7	Total Capitalization	\$ 3,678,720	100.00%	\$ 3,925,857	100.00%	\$ 3,968,830	100.00%	\$ 3,979,235	100.00%	\$ 3,979,235	100.00%	\$ 3,957,813	100.00%

Note: Total long-term debt includes the short-term portion of long-term debt.

Kentucky Utilities Company
Case No. 2012-00221

Question No. 3

Responding Witness: Daniel K. Arbough

Calculation of Average Test Year Capital Structure
12 Months Ended March 31, 2012
"000 Omitted"

Schedule 2

Line No.	Item (a)	Total Capital (b)	Long-Term Debt (c)	Short-Term Debt (d)	Accounts Receivable Securitization (e)	Preferred Stock (f)	Common Stock (g)	Retained Earnings (h)	Total Common Equity (i)
1	Balance Beginning of Test Year	\$ 3,940,489	\$ 1,840,115	\$ -	\$ -	\$ -	\$ 621,177	\$ 1,479,197	\$ 2,100,374
2	April 2011	3,944,023	1,840,168	-	-	-	621,183	1,482,672	2,103,855
3	May 2011	3,918,266	1,840,221	-	-	-	621,189	1,456,857	2,078,045
4	June 2011	3,933,371	1,840,274	-	-	-	621,188	1,471,909	2,093,097
5	July 2011	3,955,760	1,840,327	-	-	-	621,202	1,494,231	2,115,433
6	August 2011	3,956,874	1,840,380	-	-	-	621,209	1,495,285	2,116,494
7	September 2011	3,969,792	1,840,433	-	-	-	621,205	1,508,154	2,129,359
8	October 2011	3,976,254	1,840,486	-	-	-	621,213	1,514,556	2,135,768
9	November 2011	3,953,117	1,840,539	-	-	-	621,220	1,491,359	2,112,579
10	December 2011	3,968,830	1,840,592	-	-	-	621,219	1,507,019	2,128,238
11	January 2012	3,983,476	1,840,644	-	-	-	617,939	1,524,893	2,142,832
12	February 2012	3,972,079	1,840,697	-	-	-	617,985	1,513,397	2,131,382
13	March 2012	3,979,235	1,840,750	-	-	-	617,995	1,520,490	2,138,485
14	Total	51,451,566	23,925,626	-	-	-	8,065,923	19,460,018	27,525,941
15	Average Balance	3,957,813	1,840,433	-	-	-	620,456	1,496,924	2,117,380
16	Average Capitalization Ratios		46.50%	0.00%	0.00%	0.00%	15.68%	37.82%	53.50%
17	End-of-period Capitalization Ratios		46.26%	0.00%	0.00%	0.00%	15.53%	38.21%	53.74%

Note: Common Stock (g) includes Common Stock, Common Stock Expense and Paid in Capital.

KENTUCKY UTILITIES COMPANY

CASE NO. 2012-00221

**Response to Commission Staff's First Request for Information
Dated June 15, 2012**

Question No. 4

Responding Witness: Daniel K. Arbough

Q-4. Provide the following:

- a. A list of all outstanding issues of long-term debt as of the end of the latest calendar year and the end of the test year together with the related information as shown in Schedule 4a. Provide a separate schedule for each time period. Report in Column (k) of Schedule 4a, page 2, the actual dollar amount of debt cost for the test year. Compute the actual and annualized composite debt cost rates and report them in
- b. An analysis of end-of-period, short-term debt and a calculation of the average and end-of-period cost rate as shown in Schedule 4b.

A-4. a. Page 1 of 2 of the attached schedule calculates the annualized costs as of the end of the latest calendar year.

Page 2 of 2 of the attached schedule calculates the annualized costs as of the end of the test year.

b. See attached.

Kentucky Utilities
Case No. 2012-00221

Question No. 4a

Responding Witness: Daniel K. Arbough

Schedule of Outstanding Long-Term Debt
For the Year Ended December 31, 2011

Schedule 1

Line No.	Type of Debt Issue (a)	Date of Issue (b)	Date of Maturity (c)	Amount Outstanding (4) (d)	Coupon Interest Rate (e)	Cost Rate at 12/31/2012 (1) (f)	Cost Rate at Maturity at 12/31/2012 (2) (g)	Bond Rating at 12/31/2012 (3) (h)	Type of Obligation (i)	Annualized Cost Col. (d) x Col. (g) (j)
1	Pollution Control Bond	5/19/2000	5/1/2023	12,900,000	Variable	0.110%	1.686%	AA+/Aa1/(N/A)	Secured	\$ 217,482
2	Pollution Control Bond	5/23/2002	2/1/2032	20,930,000	Variable	0.550%	0.843%	A-/A2/A+	Secured	176,449
3	Pollution Control Bond	5/23/2002	2/1/2032	2,400,000	Variable	0.550%	0.943%	A-/A2/A+	Secured	22,620
4	Pollution Control Bond	5/23/2002	2/1/2032	2,400,000	Variable	0.550%	1.229%	A-/A2/A+	Secured	29,484
5	Pollution Control Bond	5/23/2002	2/1/2032	7,400,000	Variable	0.550%	0.867%	A-/A2/A+	Secured	64,180
6	Pollution Control Bond	10/3/2002	10/1/2032	96,000,000	Variable	0.080%	0.664%	A-/A2/A+	Secured	637,032
7	Pollution Control Bond	10/20/2004	10/1/2034	50,000,000	Variable	0.130%	1.559%	AA+/Aa1/(N/A)	Secured	779,516
8	Pollution Control Bond	2/23/2007	10/1/2034	54,000,000	Variable	0.100%	1.409%	AA+/Aa1/(N/A)	Secured	760,905
9	Pollution Control Bond	5/24/2007	2/1/2026	17,875,000	5.750%	5.750%	5.937%	A-/A2/A+	Secured	1,061,155
10	Pollution Control Bond	5/24/2007	3/1/2037	8,927,000	6.000%	6.000%	6.180%	A-/A2/A+	Secured	551,692
11	Pollution Control Bond	10/17/2008	2/1/2032	77,947,405	Variable	0.110%	1.374%	AA+/Aa1/(N/A)	Secured	1,071,367
12	First Mortgage Bond	11/16/2010	11/1/2015	249,321,875	1.625%	1.625%	1.885%	A-/A2/A+	Secured	4,698,626
13	First Mortgage Bond	11/16/2010	11/1/2020	498,322,625	3.250%	3.250%	3.383%	A-/A2/A+	Secured	16,857,360
14	First Mortgage Bond	11/16/2010	11/1/2040	742,167,656	5.125%	5.125%	5.249%	A-/A2/A+	Secured	38,958,392
15	Revolving Credit Facility									1,285,357
16	Letter of Credit Facility									298,913
17	Called Bond Expense									201,063
18										
19	Total Long-Term Debt and Annualized Cost			\$ 1,840,591,561						\$ 67,671,593
20										
21	Annualized Cost Rate (Total col (j) / Total Col. (d))				3.677%					

(1) Nominal Rate

(2) Nominal Rate Plus Discount or Premium Amortization and Issuance and Credit Enhancement Cost

(3) Standard and Poor's / Moody's / Fitch Agency Ratings

(4) Bonds are shown net of discount.

Kentucky Utilities
Case No. 2012-00221

Question No. 4a

Responding Witness: Daniel K. Arbough

Schedule of Outstanding Long-Term Debt
For the Year Ended March 31, 2012

Schedule 2

Line No.	Type of Debt Issue (a)	Date of Issue (b)	Date of Maturity (c)	Amount Outstanding (5) (d)	Coupon Interest Rate (e)	Cost Rate at 3/12/2012 (1) (f)	Cost Rate at Maturity at 3/12/2012 (2) (g)	Bond Rating at 3/31/2012 (3) (h)	Type of Obligation (i)	Annualized Cost		Actual Test
										Col. (d) x Col. (g) (j)	Col. (g)	Year Interest Cost (4) (k)
1	Pollution Control Bond	5/19/2000	5/1/2023	\$ 12,900,000	Variable	0.190%	1.766%	AA+/Aa1/(N/A)	Secured	\$ 227,802	\$ 245,130	
2	Pollution Control Bond	5/23/2002	2/1/2032	20,930,000	Variable	0.350%	0.643%	A-/A2/A+	Secured	134,589	\$ 211,917	
3	Pollution Control Bond	5/23/2002	2/1/2032	2,400,000	Variable	0.350%	0.743%	A-/A2/A+	Secured	17,820	\$ 13,017	
4	Pollution Control Bond	5/23/2002	2/1/2032	2,400,000	Variable	0.350%	1.029%	A-/A2/A+	Secured	24,684	\$ 14,122	
5	Pollution Control Bond	5/23/2002	2/1/2032	7,400,000	Variable	0.350%	0.667%	A-/A2/A+	Secured	49,380	\$ 75,438	
6	Pollution Control Bond	10/3/2002	10/1/2032	96,000,000	Variable	0.222%	0.806%	A-/A2/A+	Secured	773,352	\$ 709,270	
7	Pollution Control Bond	10/20/2004	10/1/2034	50,000,000	Variable	0.190%	1.619%	AA+/Aa1/(N/A)	Secured	809,516	\$ 865,603	
8	Pollution Control Bond	2/23/2007	10/1/2034	54,000,000	Variable	0.200%	1.509%	AA+/Aa1/(N/A)	Secured	814,905	\$ 872,398	
9	Pollution Control Bond	5/24/2007	2/1/2026	17,875,000	5.750%	5.750%	5.937%	A-/A2/A+	Secured	1,061,155	\$ 1,061,155	
10	Pollution Control Bond	5/24/2007	3/1/2037	8,927,000	6.000%	6.000%	6.180%	A-/A2/A+	Secured	551,692	\$ 551,692	
11	Pollution Control Bond	10/17/2008	2/1/2032	77,947,405	Variable	0.200%	1.464%	AA+/Aa1/(N/A)	Secured	1,141,520	\$ 1,236,712	
12	First Mortgage Bond	11/16/2010	11/1/2015	249,365,625	1.625%	1.625%	1.884%	A-/A2/A+	Secured	4,698,626	\$ 4,688,442	
13	First Mortgage Bond	11/16/2010	11/1/2020	498,369,875	3.250%	3.250%	3.382%	A-/A2/A+	Secured	16,857,360	\$ 16,852,175	
14	First Mortgage Bond	11/16/2010	11/1/2040	742,235,469	5.125%	5.125%	5.249%	A-/A2/A+	Secured	38,958,392	\$ 38,956,586	
15	Revolving Credit Facility									1,285,357	\$ 1,586,421	
16	Letter of Credit Facility									298,913	\$ 266,993	
17	Called Bond Expense									201,063	\$ 201,063	
18												
19	Total Long-Term Debt and Annualized Cost			\$ 1,840,750,374						\$ 67,906,126	\$ 68,408,133	
20												
21	Annualized Cost Rate (Total col (j) / Total Col. (d))				3.689%							

- (1) Nominal Rate
- (2) Nominal Rate Plus Discount or Premium Amortization and Issuance Cost
- (3) Standard and Poor's / Moody's / Fitch Agency Ratings
- (4) Sum of Accrued Interest Amortization of Discount or Premium and Issuance and Credit Enhancement Cost.
- (5) Bonds are shown net of discount.

Kentucky Utilities Company
Case No. 2012-00221

Question No. 4b

Responding Witness: Daniel K. Arbough

Schedule of Outstanding Short-Term Debt
For the Year Ended March 31, 2012

Line No.	Type of Debt Instrument (a)	Date of Issue (b)	Date of Maturity (c)	Amount Outstanding (d)	Nominal Interest Rate (e)	Effective Interest Rate (f)	Annualized Interest Cost Col. (f) x Col. (d) (g)
1	Intercompany Notes Payable	Various	Various	\$ -	Various	0.410%	\$ -
2	Total Short-Term Debt and Annualized Cost			\$ -			\$ -
3	Annualized Cost Rate (Total col (g) / Total Col. (d))			0.000%			
4	Actual Interest Paid or Accrued on Short-Term Debt During the Test Year						0
5	Average Short-Term Debt, Test-Year						0
6	Test-Year Interest Cost Rate (Actual Interest / Average Short-Term Debt)						0.000%

KENTUCKY UTILITIES COMPANY

CASE NO. 2012-00221

**Response to Commission Staff's First Request for Information
Dated June 15, 2012**

Question No. 5

Responding Witness: Daniel K. Arbough

- Q-5. Provide a list of all outstanding issues of preferred stock as of the end of the latest calendar year and the end of the test year as shown in Schedule 5. Provide a separate schedule for each time period. Compute the actual and annualized preferred stock rate and report the results in Column (9) of Schedule 5.
- A-5. There were no outstanding issues of preferred stock as of December 31, 2011 or March 31, 2012. Since there was no preferred stock outstanding during the test year, there were no costs accrued or paid during the period.

KENTUCKY UTILITIES COMPANY

CASE NO. 2012-00221

**Response to Commission Staff's First Request for Information
Dated June 15, 2012**

Question No. 6

Responding Witness: Daniel K. Arbough

Q-6. Provide the following:

- a. List all issues of common stock in the primary market during the most recent 10-year period as shown in Schedule 6a.
- b. The common stock information on a quarterly and yearly basis for the most recent 5 calendar years available, and through the latest available quarter as shown in Schedule 6b.
- c. The market prices for common stock for each month during the most recent 5-year period and for the months through the date the application is filed. List all stock splits and stock dividends by date and type.

- A-6.
- a. There were no issues of KU common stock during the most recent 10-year period.
 - b. See attached schedule.
 - c. All KU outstanding common stock is held by LG&E and KU Energy LLC, and is not listed on a stock exchange, thus KU common stock does not have a market price. There have been no stock splits or stock dividends during the most recent 5-year period or for the months through the date the application is filed.

Kentucky Utilities
Case No. 2012-00221

Question No. 6b

Responding Witness: Daniel K. Arbough

Quarterly and Annual Common Stock Information
For the Periods as shown

Period Equity	Average Number of Shares Outstanding	Book Value (\$)	Earnings Per Share (1) (\$)	Dividend Rate per Share (2) (\$)	Return on Average Common (3) (%)
2007 Calendar Year:					
1st Quarter	37,817,878	308,139,978	1.19	-	N/A
2nd Quarter	37,817,878	308,139,978	0.93	-	N/A
3rd Quarter	37,817,878	308,139,978	1.31	-	N/A
4th Quarter	37,817,878	308,139,978	0.98	-	N/A
Annual	37,817,878	308,139,978	4.41	-	8.61%
2008 Calendar Year:					
1st Quarter	37,817,878	308,139,978	1.21	-	N/A
2nd Quarter	37,817,878	308,139,978	0.74	-	N/A
3rd Quarter	37,817,878	308,139,978	1.13	-	N/A
4th Quarter	37,817,878	308,139,978	1.08	-	N/A
Annual	37,817,878	308,139,978	4.16	-	6.87%
2009 Calendar Year:					
1st Quarter	37,817,878	308,139,978	0.19	-	N/A
2nd Quarter	37,817,878	308,139,978	0.67	-	N/A
3rd Quarter	37,817,878	308,139,978	1.75	-	N/A
4th Quarter	37,817,878	308,139,978	0.91	-	N/A
Annual	37,817,878	308,139,978	3.53	-	6.13%
2010 Calendar Year:					
1st Quarter	37,817,878	308,139,978	1.16	-	N/A
2nd Quarter	37,817,878	308,139,978	0.81	-	N/A
3rd Quarter	37,817,878	308,139,978	1.45	1.32	N/A
4th Quarter	37,817,878	308,139,978	1.23	-	N/A
Annual	37,817,878	308,139,978	4.64	1.32	8.80%
2011 Calendar Year:					
1st Quarter	37,817,878	308,139,978	1.49	0.82	N/A
2nd Quarter	37,817,878	308,139,978	0.79	0.98	N/A
3rd Quarter	37,817,878	308,139,978	1.47	0.52	N/A
4th Quarter	37,817,878	308,139,978	0.92	0.95	N/A
Annual	37,817,878	308,139,978	4.67	3.27	8.21%
2012 Calendar Year:					
1st Quarter	37,817,878	308,139,978	0.99	0.63	N/A

(1) Kentucky Utilities Company does not report earnings per share numbers, these are calculated for this response.

(2) LG&E and KU Energy LLC (LKE) is Kentucky Utilities Company's sole shareholder. Kentucky Utilities Company pays dividends to LKE.

(3) See response to question 38 for calculation of average common equity for each year end. Return on average common equity is only calculated at year end because quarterly information is not meaningful.

KENTUCKY UTILITIES COMPANY

CASE NO. 2012-00221

**Response to Commission Staff's First Request for Information
Dated June 15, 2012**

Question No. 7

Responding Witness: Daniel K. Arbough

Q-7. Provide a computation of fixed charge coverage ratios for the 10 most recent calendar years and for the test year as shown in Schedule 7.

A-7. See attached.

The Kentucky Utilities Company's current first mortgage bond indenture does not contain a covenant for the fixed charge coverage ratio; therefore, the calculation of the fixed charge coverage ratio on the attachment is based solely upon the SEC Method.

Kentucky Utilities Company
Case No. 2012-00221

Computation of Fixed Charge Coverage Ratios
For the Periods as Shown
"000,000 Omitted"

	<u>2002</u>	<u>2003</u>	<u>2004</u>	<u>2005</u>	<u>2006</u>	<u>2007</u>	<u>2008</u>	<u>2009</u>	<u>2010</u>	<u>2011</u>	<u>Test Year</u>
Earnings:											
Net Income	93	91	133	112	152	167	157	133	175	177	158
Add:											
Federal income taxes - current	38	26	39	57	51	28	45	(6)	60	(8)	(18)
State income taxes - current	10	10	18	11	11	13	10	2	13	4	2
Deferred federal income taxes - net	3	15	22	(2)	-	(5)	(10)	42	23	103	103
Deferred state income taxes - net	1	2	(1)	-	1	-	(3)	8	3	10	11
Investment tax credit - net	(3)	(3)	(2)	(2)	11	42	25	21	-	(3)	(3)
Mark to market impact of derivative instruments	-	-	-	-	-	-	(1)	1	-	-	-
Undistributed income of Electric Energy, Inc.	(5)	(4)	(3)	(2)	(2)	(5)	-	11	(4)	(1)	2
Fixed charges	29	29	29	34	41	59	77	79	82	73	73
Earnings	(A) 166	166	235	208	265	299	300	291	352	355	328
Fixed Charges (1) :											
Interest Charges per statements of income	26	26	26	31	39	57	74	76	79	70	70
Preferred Stock dividends per statements of income	2	2	2	2	-	-	-	-	-	-	-
Add:											
One-third of rentals charged to operating expense	1	1	1	1	2	2	3	3	3	3	3
Fixed charges	(B) 29	29	29	34	41	59	77	79	82	73	73
Ratio of Earnings to Fixed Charges	(A) ÷ (B) 5.72	5.72	8.10	6.12	6.46	5.07	3.90	3.68	4.29	4.86	4.49

Note (1): Fixed charges do not include long-term purchased power obligations. These are considered by rating agencies in evaluating the financial condition of the Company.

KENTUCKY UTILITIES COMPANY

CASE NO. 2012-00221

Response to Commission Staff's First Request for Information

Dated June 15, 2012

Question No. 8

Responding Witness: Robert M. Conroy

Q-8. Provide the following:

- a. A schedule of revenues for each active rate schedule reflecting test-year revenues per book rates, revenues at present rates annualized, and revenues at proposed rates annualized.
- b. A schedule showing the amount and percent of any proposed increase or decrease in revenue distributed to each rate schedule. This schedule is to be accompanied by a statement that explains, in detail, the methodology or basis used to allocate the requested increase or decrease in revenue to each of the respective customer classes.
- c. A schedule showing how the increase or decrease in (b) above was further distributed to each rate charge (i.e., customer or facility charge, kWh charge, etc.). This schedule is to be accompanied by a statement that explains, in detail, the methodology or basis used to allocate the increase or decrease.
- d. A reconciliation of the Fuel Adjustment Clause revenue and expenses for the test year.

- A-8.
- a. Please see Conroy Exhibit R3 for the reconstruction of test year revenues per book rates. See Conroy Exhibit R5 for annualized proposed rates.
 - b. Please see Conroy Exhibit R4, page 3 of 3 for the amount and percent of the proposed increase in revenue distributed to each rate schedule. Please see Mr. Conroy's pre-filed direct testimony beginning at page 27 for a discussion of the allocation of the proposed revenue increase.
 - c. Please see Conroy Exhibit R5 for the detailed allocation of the proposed increases to all charges for each rate schedule. Please see response to part (b), above, and pages 29-37 of Mr. Conroy's pre-filed direct testimony for a detailed explanation of the methodology used to develop each rate charge.

- d. Please see Conroy Exhibit R4 for a reconciliation of all components of electric revenues, including Fuel Adjustment Clause revenue. Please see Conroy Exhibit P2 for a reconciliation of Fuel Adjustment Clause revenues during the test year. Please see Reference Schedule 1.01 to Blake Exhibit 1 for a reconciliation of test-year FAC revenues and expenses.

KENTUCKY UTILITIES COMPANY

CASE NO. 2012-00221

**Response to Commission Staff's First Request for Information
Dated June 15, 2012**

Question No. 9

Responding Witness: Valerie L. Scott / Caryl M. Pfeiffer

- Q-9. Provide the following information concerning fuel purchases:
- a. A schedule showing by month the dollar amount of fuel purchases from affiliated and non-affiliated suppliers for the test year.
 - b. A calculation of the dollar amount paid for fuel purchases each month from affiliated suppliers for the test year.
 - c. A calculation showing the average (13-month) number of days supply of coal on hand for the test year and each of the 3 years preceding the test year. Include all workpapers used to determine the response. Also include a detailed explanation of the factors considered in determining what constitutes an average day's supply of coal.
- A-9.
- a. See attached.
 - b. No coal or natural gas was purchased from affiliates. Joint coal purchases are paid for by LG&E and KU Services Company and charged at cost to KU and LG&E. Natural gas for jointly owned combustion turbines is purchased by either KU or LG&E and costs are allocated based on the dispatch of the unit when run. See attachment (a) for details.
 - c. See attached.

Kentucky Utilities
Analysis Of Coal Purchased for Fuel Clause Backup
Apr - 2011

Station & Supplier	PBDU	POCN	MT	Mine Type	Coal Dist#	State code	Tons Purchased	BTU Per Lb.	No. MMBTU Per Ton	F.O.B. Mine		Transportation Cost		Delivered Cost				
										\$ Per Ton	¢ Per MMBTU	\$ Per Ton	¢ Per MMBTU	\$ Per Ton	¢ Per MMBTU	% Sulfur	% Ash	% H2O
(a)	(b)	(c)	(d)				(e)	(f)	(g)	(h)	(i)	(j)	(k)	(l)	(m)	(n)	(o)	(p)
E.W. Brown																		
E.W. Brown Low Sulfur Coal																		
Long Term Contract																		
Trinity Coal Marketing LLC	P	K05109	R	S	8	KY	83,670.83	11,953	23.906	60.66	253.72	16.93	70.84	77.59	324.56	1.53	11.81	7.29
							83,670.83	11,953	23.906	60.66	253.72	16.93	70.84	77.59	324.56	1.53	11.81	7.29
Total E.W. Brown							83,670.83	11,953	23.906	60.66	253.72	16.93	70.84	77.59	324.56	1.53	11.81	7.29

(b) Designated by symbol
P= Producer D= Distributor
B= Broker U-Utility

(c) POCN = Purchase Order
or Contract Number

(d) MT = Mode of Transportation1
Designated by Symbol

R = Rail T = Truck B = Barge P = Pipeline

Kentucky Utilities
Analysis Of Coal Purchased for Fuel Clause Backup
Apr - 2011

Station & Supplier	PBDU	POCN	MT	Mine Type	Coal Dist#	State code	Tons Purchased	BTU Per Lb.	No. MMBTU Per Ton	F.O.B. Mine		Transportation Cost		Delivered Cost				
										\$ Per Ton	¢ Per MMBTU	\$ Per Ton	¢ Per MMBTU	\$ Per Ton	¢ Per MMBTU	% Sulfur	% Ash	% H2O
(a)	(b)	(c)	(d)				(e)	(f)	(g)	(h)	(i)	(j)	(k)	(l)	(m)	(n)	(o)	(p)
Ghent																		
Ghent High Sulfur Coal																		
Long Term Contract																		
Alliance Coal LLC	P	J09002	B	U	9	KY	77,018.60	11,555	23.109	47.34	204.83	4.63	20.06	51.97	224.89	2.99	8.06	12.16
Armstrong Coal Company	P	J07032	B	S	9	KY	79,355.90	11,325	22.649	28.75	126.93	5.25	23.18	34.00	150.11	3.09	9.22	12.31
Armstrong Coal Company	P	J10009	B	S	9	KY	53,319.30	11,363	22.727	44.25	194.68	5.26	23.15	49.51	217.83	3.12	9.28	12.05
CONSOL Energy Inc.	P	J10008	B	U	6	WV	96,845.00	12,284	24.568	54.88	223.36	5.00	20.38	59.88	243.74	3.97	11.20	6.09
Oxford Mining Company - Kentucky LLC	P	J07003 B	B	S	4	OH	3,456.38	11,837	23.674	35.31	149.16	5.09	21.50	40.40	170.66	2.99	11.99	6.65
Oxford Mining Company - Kentucky LLC	P	J07003 B	B	S/U	9	KY	42,332.20	11,219	22.438	35.31	157.38	5.26	23.44	40.57	180.82	3.34	10.95	11.78
Patriot Coal Corporation	P	J07037	B	U	9	KY	4,729.90	11,084	22.167	31.67	142.86	4.19	18.90	35.86	161.76	3.08	9.98	12.90
Patriot Coal Corporation	P	J10002	B	U	9	KY	25,469.60	11,087	22.174	47.15	212.62	4.16	18.78	51.31	231.40	3.02	9.52	13.34
Patriot Coal Corporation	P	J10010	B	U	9	KY	20,587.30	11,063	22.126	43.97	198.73	4.20	18.97	48.17	217.70	3.09	9.69	13.38
Perry County Coal Corporation	P	KUF06108	B/R	S	8	KY	30,610.33	12,814	25.627	66.36	258.94	19.40	75.69	85.76	334.63	1.91	8.96	5.70
Rhino Energy LLC	P	J08028	B	S	4	OH	11,847.31	11,098	22.197	49.56	223.28	3.89	17.54	53.45	240.82	3.13	10.70	10.68
The American Coal Company	P	J10005	B	U	10	IL	57,569.50	11,891	23.783	46.98	197.53	4.57	19.22	51.55	216.75	2.53	8.26	10.84
Western Kentucky Minerals Inc.	P	J10001	B	S	9	KY	19,066.40	11,046	22.093	63.14	285.78	3.49	15.83	66.63	301.61	3.07	9.53	14.13
Total Long Term							522,207.72	11,646	23.291	45.96	197.32	5.67	24.35	51.63	221.67	3.13	9.55	10.60
Spot Contract																		
Arch Coal Sales Company Inc.	P	J10025	B	S/U	8	WV	9,204.70	9,279	18.559	30.42	163.89	3.04	16.38	33.46	180.27	0.45	28.90	7.14
Total Spot							9,204.70	9,279	18.559	30.42	163.89	3.04	16.38	33.46	180.27	0.45	28.90	7.14
Total Ghent							531,412.42	11,605	23.209	45.69	196.86	5.62	24.23	51.31	221.09	3.08	9.88	10.54

Attachment to Response to Question No. 9(a)

Page 2 of 60

Scott/Pfeiffer

(b) Designated by symbol
P= Producer D= Distributor
B= Broker U-Utility

(c) POCN = Purchase Order
or Contract Number

(d) MT = Mode of Transportation2
Designated by Symbol

R = Rail T = Truck B = Barge P = Pipeline

Kentucky Utilities
Analysis Of Coal Purchased for Fuel Clause Backup
Apr - 2011

Station & Supplier	PBDU	POCN	MT	Mine Type	Coal Dist#	State code	Tons Purchased	BTU Per Lb.	No. MMBTU Per Ton	F.O.B. Mine		Transportation Cost		Delivered Cost				
										\$ Per Ton	¢ Per MMBTU	\$ Per Ton	¢ Per MMBTU	\$ Per Ton	¢ Per MMBTU	% Sulfur	% Ash	% H2O
(a)	(b)	(c)	(d)				(e)	(f)	(g)	(h)	(i)	(j)	(k)	(l)	(m)	(n)	(o)	(p)
Green River																		
Green River Mid Sulfur Coal																		
Long Term Contract																		
Armstrong Coal Company	P	K11002	T	U	9	KY	14,423.90	11,578	23.155	57.43	248.03	0.00	0.00	57.43	248.03	2.46	8.28	12.25
Patriot Coal Corporation	P	K11001	T	U	9	KY	10,109.88	12,730	25.460	65.04	255.48	0.00	0.00	65.04	255.48	2.42	8.73	6.67
Total Long Term							24,533.78	12,052	24.105	60.57	251.27	0.00	0.00	60.57	251.27	2.44	8.47	9.95
Total Green River							24,533.78	12,052	24.105	60.57	251.27	0.00	0.00	60.57	251.27	2.44	8.47	9.95

(b) Designated by symbol
P= Producer D= Distributor
B= Broker U-Utility

(c) POCN = Purchase Order
or Contract Number

(d) MT = Mode of Transportation3
Designated by Symbol

R = Rail T = Truck B = Barge P = Pipeline

Kentucky Utilities
Analysis Of Coal Purchased for Fuel Clause Backup
Apr - 2011

Station & Supplier	PBDU	POCN	MT	Mine Type	Coal Dist#	State code	Tons Purchased	BTU Per Lb.	No. MMBTU Per Ton	F.O.B. Mine		Transportation Cost		Delivered Cost				
										\$ Per Ton	¢ Per MMBTU	\$ Per Ton	¢ Per MMBTU	\$ Per Ton	¢ Per MMBTU	% Sulfur	% Ash	% H2O
(a)	(b)	(c)	(d)				(e)	(f)	(g)	(h)	(i)	(j)	(k)	(l)	(m)	(n)	(o)	(p)
Trimble County / KU																		
Trimble County / KU PRB Coal																		
Spot Contract																		
Peabody COALTRADE LLC	B	J11017	B	S	19	WY	28,463.85	8,967	17.935	40.12	223.72	4.28	23.87	44.40	247.59	0.25	4.83	26.90
Peabody COALTRADE LLC	B	J11017	B	S	19	WY	16,482.40	8,850	17.700	39.95	225.69	4.54	25.65	44.49	251.34	0.23	5.26	26.41
Total Spot							44,946.25	8,924	17.849	40.06	224.44	4.37	24.51	44.43	248.95	0.24	4.99	26.72
Total Trimble County / KU							44,946.25	8,924	17.849	40.06	224.44	4.37	24.51	44.43	248.95	0.24	4.99	26.72
Total Kentucky Utilities							684,563.28	11,487	22.975	47.68	207.54	6.73	29.27	54.41	236.81	2.68	9.74	11.19

(b) Designated by symbol
P= Producer D= Distributor
B= Broker U-Utility

(c) POCN = Purchase Order
or Contract Number

(d) MT = Mode of Transportation
Designated by Symbol

R = Rail T = Truck B = Barge P = Pipeline

KENTUCKY UTILITIES COMPANY
ANALYSIS OF OTHER FUEL PURCHASES
For the Month of: April 2011

<u>Fuel & Supplier</u> (a)	<u>P</u> (b)	<u>P</u> (c)	<u>M</u> (d)	<u>Station</u> <u>Name</u> (e)	<u>Gal. or</u> <u>MCF</u> <u>Purchased</u> (f)	<u>BTU Per</u> <u>Unit</u> (g)	<u>Delivered</u> <u>Cost (\$)</u> (h)	<u>Cents</u> <u>Per</u> <u>MMBtu</u> (i)	<u>%</u> <u>Sulfur</u> (j)
<u>Oil</u>									
Key Oil Company	D	J11015	T	EW Brown Steam	258,701		862,897.22	2,382.50	-
Petroleum Traders	D	J11007	T	EW Brown CT's	80,651		267,460.31	2,368.76	-
Petroleum Traders	D	J11007	T	Green River	22,582		73,944.77	2,338.93	-
LG&E	U	-	T	Trimble County	8,631		26,919.64	2,227.93	-
Total Oil					370,565	140,000/Gal	1,231,221.94		
<u>Natural Gas</u>									
LG&E	U	-	P	Trimble County	333,641		2,733,253.80	799.24	-
LG&E	U	-	P	Paddy's Run	4,268		87,000.48	1,988.58	-
Kentucky Utilities	U	-	P	Haefling	366		3,028.90	807.71	-
Kentucky Utilities	U	-	P	EW Brown CTs	17,444		76,064.23	425.42	-
Total Natural Gas					355,719	1.025 MMBTU/MCF	2,899,347.41		

(b) Designated by Symbol
P = Producer
B = Broker
D = Distributor
U = Utility

(c) POCN = Purchase Order or
Contract Number

(d) MT = Mode of Transportation
Designated by Symbol
R = Rail
B = Barge
T = Truck
P = Pipeline

(j) % of Sulfur in fuel oil
is unavailable

Kentucky Utilities
Analysis Of Coal Purchased for Fuel Clause Backup
May - 2011

Station & Supplier	PBDU	POCN	MT	Mine Type	Coal Dist#	State code	Tons Purchased	BTU Per Lb.	No. MMBTU Per Ton	F.O.B. Mine		Transportation Cost		Delivered Cost				
										\$ Per Ton	¢ Per MMBTU	\$ Per Ton	¢ Per MMBTU	\$ Per Ton	¢ Per MMBTU	% Sulfur	% Ash	% H2O
(a)	(b)	(c)	(d)				(e)	(f)	(g)	(h)	(i)	(j)	(k)	(l)	(m)	(n)	(o)	(p)
E.W. Brown																		
E.W. Brown Low Sulfur Coal																		
Long Term Contract																		
Trinity Coal Marketing LLC	P	K05109	R	S	8	KY	125,110.78	11,907	23.813	60.34	253.41	17.67	74.18	78.01	327.59	1.83	12.25	7.22
		Total Long Term					125,110.78	11,907	23.813	60.34	253.41	17.67	74.18	78.01	327.59	1.83	12.25	7.22
Total E.W. Brown							125,110.78	11,907	23.813	60.34	253.41	17.67	74.18	78.01	327.59	1.83	12.25	7.22

(b) Designated by symbol
P= Producer D= Distributor
B= Broker U-Utility

(c) POCN = Purchase Order
or Contract Number

(d) MT = Mode of Transportation1
Designated by Symbol
R = Rail T = Truck B = Barge P = Pipeline

Kentucky Utilities
Analysis Of Coal Purchased for Fuel Clause Backup
May - 2011

Station & Supplier	PBDU	POCN	MT	Mine Type	Coal Dist#	State code	Tons Purchased	BTU Per Lb.	No. MMBTU Per Ton	F.O.B. Mine		Transportation Cost		Delivered Cost				
										\$ Per Ton	¢ Per MMBTU	\$ Per Ton	¢ Per MMBTU	\$ Per Ton	¢ Per MMBTU	% Sulfur	% Ash	% H2O
(a)	(b)	(c)	(d)				(e)	(f)	(g)	(h)	(i)	(j)	(k)	(l)	(m)	(n)	(o)	(p)
Ghent																		
Ghent High Sulfur Coal																		
Long Term Contract																		
Alliance Coal LLC	P	J09002	B	U	9	KY	17,424.50	11,523	23.047	47.50	206.12	4.65	20.17	52.15	226.29	3.00	7.90	12.34
Armstrong Coal Company	P	J07032	B	S	9	KY	78,203.00	11,401	22.803	29.00	127.19	5.36	23.51	34.36	150.70	2.81	8.80	12.28
Armstrong Coal Company	P	J10009	B	S	9	KY	53,571.40	11,388	22.776	44.59	195.77	5.36	23.53	49.95	219.30	3.06	9.15	11.93
CONSOL Energy Inc.	P	J10008	B	U	6	WV	125,861.00	12,242	24.484	54.69	223.36	5.09	20.79	59.78	244.15	3.82	11.51	5.94
Oxford Mining Company - Kentucky LLC	P	J07003 B	B	S	4	OH	4,960.57	11,951	23.903	36.27	151.75	5.09	21.29	41.36	173.04	3.20	11.51	6.05
Oxford Mining Company - Kentucky LLC	P	J07003 B	B	S/U	9	KY	6,239.70	11,392	22.785	36.27	159.19	5.36	23.53	41.63	182.72	3.23	10.30	11.33
Patriot Coal Corporation	P	J07037	B	U	9	KY	7,874.40	11,078	22.156	31.65	142.86	4.27	19.27	35.92	162.13	2.94	9.36	13.61
Patriot Coal Corporation	P	J10002	B	U	9	KY	11,027.30	11,032	22.064	47.39	214.81	4.27	19.35	51.66	234.16	3.05	9.65	13.53
Patriot Coal Corporation	P	J10010	B	U	9	KY	18,977.90	11,061	22.122	44.23	199.94	4.27	19.30	48.50	219.24	3.01	9.38	13.54
Perry County Coal Corporation	P	KUF06108	B/R	S	8	KY	15,267.43	12,813	25.626	67.42	263.10	19.63	76.59	87.05	339.69	1.90	9.10	5.59
Rhino Energy LLC	P	J08028	B	S	4	OH	38,588.61	11,265	22.530	51.54	228.77	4.09	18.16	55.63	246.93	2.58	9.79	10.62
The American Coal Company	P	J10005	B	U	10	IL	24,167.80	11,935	23.870	47.16	197.57	4.69	19.65	51.85	217.22	2.51	8.24	10.42
Western Kentucky Minerals Inc.	P	J10001	B	S	9	KY	17,296.00	11,160	22.321	64.78	290.24	3.60	16.13	68.38	306.37	3.11	9.36	13.40
Total Long Term							419,459.61	11,692	23.383	46.88	200.48	5.44	23.26	52.32	223.74	3.12	9.83	9.91
Spot Contract																		
Arch Coal Sales Company Inc.	P	J10025	B	S/U	8	WV	25,792.93	9,264	18.527	30.36	163.89	3.10	16.73	33.46	180.62	0.43	28.95	7.09
Total Spot							25,792.93	9,264	18.527	30.36	163.89	3.10	16.73	33.46	180.62	0.43	28.95	7.09
Total Ghent							445,252.54	11,551	23.102	45.92	198.78	5.31	22.95	51.23	221.73	2.97	10.94	9.74

Attachment to Response to Question No. 9(a)

Page 7 of 60

Scott/Pfeiffer

(b) Designated by symbol
P= Producer D= Distributor
B= Broker U=Utility

(c) POCN = Purchase Order
or Contract Number

(d) MT = Mode of Transportation2
Designated by Symbol

R = Rail T = Truck B = Barge P = Pipeline

Kentucky Utilities
Analysis Of Coal Purchased for Fuel Clause Backup
May - 2011

Station & Supplier	PBDU	POCN	MT	Mine Type	Coal Dist#	State code	Tons Purchased	BTU Per Lb.	No. MMBTU Per Ton	F.O.B. Mine		Transportation Cost		Delivered Cost				
										\$ Per Ton	¢ Per MMBTU	\$ Per Ton	¢ Per MMBTU	\$ Per Ton	¢ Per MMBTU	% Sulfur	% Ash	% H2O
(a)	(b)	(c)	(d)				(e)	(f)	(g)	(h)	(i)	(j)	(k)	(l)	(m)	(n)	(o)	(p)
Green River																		
Green River Mid Sulfur Coal																		
Long Term Contract																		
Armstrong Coal Company	P	K11002	T	U	9	KY	14,924.54	11,471	22.942	56.78	247.51	0.00	0.00	56.78	247.51	2.55	9.03	12.07
Patriot Coal Corporation	P	K11001	T	U	9	KY	8,825.07	12,715	25.429	65.05	255.80	0.00	0.00	65.05	255.80	2.55	9.28	6.60
Total Long Term							23,749.61	11,933	23.866	59.86	250.79	0.00	0.00	59.86	250.79	2.55	9.12	10.04
Total Green River							23,749.61	11,933	23.866	59.86	250.79	0.00	0.00	59.86	250.79	2.55	9.12	10.04

(b) Designated by symbol
P= Producer D= Distributor
B= Broker U-Utility

(c) POCN = Purchase Order
or Contract Number

(d) MT = Mode of Transportation3
Designated by Symbol
R = Rail T = Truck B = Barge P = Pipeline

Kentucky Utilities
Analysis Of Coal Purchased for Fuel Clause Backup
May - 2011

Station & Supplier	PBDU	POCN	MT	Mine Type	Coal Dist#	State code	Tons Purchased	BTU Per Lb.	No. MMBTU Per Ton	F.O.B. Mine		Transportation Cost		Delivered Cost				
										\$ Per Ton	¢ Per MMBTU	\$ Per Ton	¢ Per MMBTU	\$ Per Ton	¢ Per MMBTU	% Sulfur	% Ash	% H2O
(a)	(b)	(c)	(d)				(e)	(f)	(g)	(h)	(i)	(j)	(k)	(l)	(m)	(n)	(o)	(p)
Trimble County / KU																		
Trimble County / KU PRB Coal																		
Spot Contract																		
Peabody COALTRADE LLC	B	J11017	B	S	19	WY	16,573.90	8,949	17.898	40.10	224.03	4.54	25.36	44.64	249.39	0.21	4.18	27.09
Peabody COALTRADE LLC	B	J11017	B	S	19	WY	16,400.38	8,909	17.818	40.03	224.67	4.54	25.48	44.57	250.15	0.24	4.88	26.38
Total Spot							32,974.28	8,929	17.858	40.06	224.35	4.54	25.42	44.60	249.77	0.22	4.53	26.74
Total Trimble County / KU							32,974.28	8,929	17.858	40.06	224.35	4.54	25.42	44.60	249.77	0.22	4.53	26.74
Total Kentucky Utilities							627,087.21	11,499	22.997	49.02	213.15	7.53	32.74	56.55	245.89	2.58	10.79	10.15

(b) Designated by symbol
P= Producer D= Distributor
B= Broker U-Utility

(c) POCN = Purchase Order
or Contract Number

(d) MT = Mode of Transportation
Designated by Symbol
R = Rail T = Truck B = Barge P = Pipeline

KENTUCKY UTILITIES COMPANY
ANALYSIS OF OTHER FUEL PURCHASES
For the Month of: May 2011

<u>Fuel & Supplier</u> (a)	<u>P</u> (b)	<u>P</u> (c)	<u>M</u> (d)	<u>Station</u> <u>Name</u> (e)	<u>Gal. or</u> <u>MCF</u> <u>Purchased</u> (f)	<u>BTU Per</u> <u>Unit</u> (g)	<u>Delivered</u> <u>Cost (\$)</u> (h)	<u>Cents</u> <u>Per</u> <u>MMBtu</u> (i)	<u>%</u> <u>Sulfur</u> (j)
<u>Oil</u>									
Petroleum Traders Corporation	D	J11007	T	Ghent	180,302		594,852.39	2,356.57	-
John E. Retzner Oil Company Inc.	D	J11014	T	Green River	7,395		23,556.77	2,275.36	-
LG&E	U	-	T	Trimble County	187,564		592,476.45	2,256.29	-
Total Oil					<u>375,261</u>	140,000/Gal	<u>1,210,885.61</u>		
<u>Natural Gas</u>									
LG&E	U	-	P	Trimble County	295,152		2,624,196.43	867.41	-
LG&E	U	-	P	Paddy's Run	15,769		113,703.22	703.48	-
Kentucky Utilities	U	-	P	Haefling	14		143.87	1,027.64	-
Kentucky Utilities	U	-	P	EW Brown CTs	88,213		250,506.31	277.05	-
Total Natural Gas					<u>399,148</u>	1.025 MMBTU/MCF	<u>2,988,549.83</u>		

(b) Designated by Symbol
P = Producer
B = Broker
D = Distributor
U = Utility

(c) POCN = Purchase Order or
Contract Number

(d) MT = Mode of Transportation
Designated by Symbol
R = Rail
B = Barge
T = Truck
P = Pipeline

(j) % of Sulfur in fuel oil
is unavailable

Kentucky Utilities
Analysis Of Coal Purchased for Fuel Clause Backup
Jun - 2011

Station & Supplier	PBDU	POCN	MT	Mine Type	Coal Dist#	State code	Tons Purchased	BTU Per Lb.	No. MMBTU Per Ton	F.O.B. Mine		Transportation Cost		Delivered Cost					
										\$ Per Ton	¢ Per MMBTU	\$ Per Ton	¢ Per MMBTU	\$ Per Ton	¢ Per MMBTU	% Sulfur	% Ash	% H2O	
(a)	(b)	(c)	(d)				(e)	(f)	(g)	(h)	(i)	(j)	(k)	(l)	(m)	(n)	(o)	(p)	
E.W. Brown																			
E.W. Brown Low Sulfur Coal																			
Long Term Contract																			
Trinity Coal Marketing LLC	P	K05109	R	S	8	KY	115,048.03	11,893	23.785	60.46	254.18	18.18	76.43	78.64	330.61	1.79	12.66	6.88	
							Total Long Term	115,048.03	11,893	23.785	60.46	254.18	18.18	76.43	78.64	330.61	1.79	12.66	6.88
Total E.W. Brown							115,048.03	11,893	23.785	60.46	254.18	18.18	76.43	78.64	330.61	1.79	12.66	6.88	

(b) Designated by symbol
P= Producer D= Distributor
B= Broker U-Utility

(c) POCN = Purchase Order
or Contract Number

(d) MT = Mode of Transportation1
Designated by Symbol
R = Rail T = Truck B = Barge P = Pipeline

Kentucky Utilities
Analysis Of Coal Purchased for Fuel Clause Backup
Jun - 2011

Station & Supplier	PBDU	POCN	MT	Mine Type	Coal Dist#	State code	Tons Purchased	BTU Per Lb.	No. MMBTU Per Ton	F.O.B. Mine		Transportation Cost		Delivered Cost				
										\$ Per Ton	¢ Per MMBTU	\$ Per Ton	¢ Per MMBTU	\$ Per Ton	¢ Per MMBTU	% Sulfur	% Ash	% H2O
(a)	(b)	(c)	(d)				(e)	(f)	(g)	(h)	(i)	(j)	(k)	(l)	(m)	(n)	(o)	(p)
Ghent																		
Ghent High Sulfur Coal																		
Long Term Contract																		
Alliance Coal LLC	P	J09002	B	U	9	KY	4,748.10	11,586	23.172	47.42	204.64	4.65	20.07	52.07	224.71	2.90	7.71	12.06
Armstrong Coal Company	P	J07032	B	S	9	KY	51,479.10	11,291	22.581	28.70	127.08	5.36	23.74	34.06	150.82	2.97	9.37	12.24
Armstrong Coal Company	P	J10009	B	S	9	KY	45,179.50	11,325	22.650	44.63	197.04	5.36	23.67	49.99	220.71	3.01	9.27	12.09
CONSOL Energy Inc.	P	J10008	B	U	6	WV	106,885.00	12,206	24.412	54.53	223.36	5.09	20.85	59.62	244.21	3.79	11.61	6.16
Oxford Mining Company - Kentucky LLC	P	J07003 B	B	S	4	OH	5,049.27	11,972	23.944	35.51	148.29	5.09	21.26	40.60	169.55	3.35	11.54	5.71
Oxford Mining Company - Kentucky LLC	P	J07003 B	B	S/U	9	KY	3,113.50	11,322	22.644	35.51	156.81	5.36	23.67	40.87	180.48	3.16	10.87	11.12
Patriot Coal Corporation	P	J07037	B	U	9	KY	12,644.60	11,105	22.210	31.73	142.86	4.27	19.22	36.00	162.08	3.03	9.49	13.07
Patriot Coal Corporation	P	J10002	B	U	9	KY	19,110.90	11,108	22.216	47.72	214.81	4.27	19.22	51.99	234.03	2.97	9.38	13.25
Patriot Coal Corporation	P	J10010	B	U	9	KY	14,132.10	11,115	22.229	44.44	199.94	4.27	19.21	48.71	219.15	3.04	9.49	13.05
Rhino Energy LLC	P	J08028	B	S	4	OH	44,538.64	11,213	22.426	51.31	228.77	4.09	18.24	55.40	247.01	2.59	10.12	10.62
The American Coal Company	P	J10005	B	U	10	IL	77,143.80	11,937	23.874	47.30	198.13	4.69	19.65	51.99	217.78	2.47	8.34	10.36
Western Kentucky Minerals Inc.	P	J10001	B	S	9	KY	38,455.50	11,311	22.623	66.59	294.37	3.60	15.91	70.19	310.28	3.03	8.93	12.92
Total Long Term							422,480.01	11,630	23.259	47.99	206.31	4.74	20.40	52.73	226.71	3.07	9.80	10.24
Spot Contract																		
Arch Coal Sales Company Inc.	P	J10025	B	S/U	8	WV	28,875.04	10,049	20.098	32.94	163.89	3.10	15.42	36.04	179.31	0.69	26.28	5.37
Total Spot							28,875.04	10,049	20.098	32.94	163.89	3.10	15.42	36.04	179.31	0.69	26.28	5.37
Total Ghent							451,355.05	11,528	23.057	47.02	203.94	4.64	20.13	51.66	224.07	2.91	10.86	9.93

(b) Designated by symbol
P= Producer D= Distributor
B= Broker U-Utility

(c) POCN = Purchase Order
or Contract Number

(d) MT = Mode of Transportation2
Designated by Symbol

R = Rail T = Truck B = Barge P = Pipeline

Kentucky Utilities
Analysis Of Coal Purchased for Fuel Clause Backup
Jun - 2011

Station & Supplier	PBDU	POCN	MT	Mine Type	Coal Dist#	State code	Tons Purchased	BTU Per Lb.	No. MMBTU Per Ton	F.O.B. Mine		Transportation Cost		Delivered Cost					
										\$ Per Ton	¢ Per MMBTU	\$ Per Ton	¢ Per MMBTU	\$ Per Ton	¢ Per MMBTU	% Sulfur	% Ash	% H2O	
(a)	(b)	(c)	(d)				(e)	(f)	(g)	(h)	(i)	(j)	(k)	(l)	(m)	(n)	(o)	(p)	
Green River																			
Green River Mid Sulfur Coal																			
Long Term Contract																			
Armstrong Coal Company	P	K11002	T	U	9	KY	11,142.20	11,587	23.174	57.19	246.79	0.00	0.00	57.19	246.79	2.54	8.51	11.77	
Patriot Coal Corporation	P	K11001	T	U	9	KY	25,033.18	12,770	25.539	65.32	255.76	0.00	0.00	65.32	255.76	2.54	9.14	6.19	
							Total Long Term	36,175.38	12,405	24.811	62.82	253.18	0.00	0.00	62.82	253.18	2.54	8.94	7.91
Total Green River							36,175.38	12,405	24.811	62.82	253.18	0.00	0.00	62.82	253.18	2.54	8.94	7.91	

(b) Designated by symbol
P= Producer D= Distributor
B= Broker U-Utility

(c) POCN = Purchase Order
or Contract Number

(d) MT = Mode of Transportation3
Designated by Symbol
R = Rail T = Truck B = Barge P = Pipeline

Kentucky Utilities
Analysis Of Coal Purchased for Fuel Clause Backup
Jun - 2011

Station & Supplier	PBDU	POCN	MT	Mine Type	Coal Dist#	State code	Tons Purchased	BTU Per Lb.	No. MMBTU Per Ton	F.O.B. Mine		Transportation Cost		Delivered Cost				
										\$ Per Ton	¢ Per MMBTU	\$ Per Ton	¢ Per MMBTU	\$ Per Ton	¢ Per MMBTU	% Sulfur	% Ash	% H2O
(a)	(b)	(c)	(d)				(e)	(f)	(g)	(h)	(i)	(j)	(k)	(l)	(m)	(n)	(o)	(p)
Trimble County / KU																		
Trimble County / KU PRB Coal																		
Spot Contract																		
Peabody COALTRADE LLC	B	J11017	B	S	19	WY	49,553.40	8,887	17.773	39.99	225.01	4.54	25.54	44.53	250.55	0.25	5.42	26.63
Peabody COALTRADE LLC	B	J11017	B	S	19	WY	16,662.93	8,802	17.604	39.86	226.43	4.54	25.79	44.40	252.22	0.27	5.07	26.75
Total Spot							66,216.33	8,865	17.731	39.96	225.36	4.54	25.61	44.50	250.97	0.25	5.33	26.66
Total Trimble County / KU							66,216.33	8,865	17.731	39.96	225.36	4.54	25.61	44.50	250.97	0.25	5.33	26.66
Total Kentucky Utilities							668,794.79	11,375	22.750	49.49	217.54	6.71	29.48	56.20	247.02	2.44	10.52	10.95

(b) Designated by symbol
P= Producer D= Distributor
B= Broker U-Utility

(c) POCN = Purchase Order
or Contract Number

(d) MT = Mode of Transportation
Designated by Symbol
R = Rail T = Truck B = Barge P = Pipeline

**KENTUCKY UTILITIES COMPANY
ANALYSIS OF OTHER FUEL PURCHASES
For the Month of: June 2011**

Fuel & Supplier (a)	P B D U (b)	P O C N (c)	M T (d)	Station Name (e)	Gal. or MCF Purchased (f)	BTU Per Unit (g)	Delivered Cost (\$) (h)	Cents Per MMBtu (i)	% Sulfur (j)
<u>Oil</u>									
Heritage Petroleum	D	J11011	T	Ghent	195,019		580,669.07	2,126.79	-
John E. Retzner Oil Company Inc.	D	J11014	T	Green River	22,089		70,364.51	2,275.36	-
LG&E	U	-	T	Trimble County	47,639		152,412.07	2,285.25	-
Total Oil					264,747	140,000/Gal	803,445.65		
<u>Natural Gas</u>									
LG&E	U	-	P	Trimble County	393,814		3,243,333.96	803.49	-
LG&E	U	-	P	Paddy's Run	32,781		217,345.00	646.84	-
Kentucky Utilities	U	-	P	Haefling	504		3,919.45	758.11	-
Kentucky Utilities	U	-	P	EW Brown CTs	106,714		546,870.61	499.96	-
Total Natural Gas					533,813	1.025 MMBTU/MCF	4,011,469.02		

(b) Designated by Symbol
P = Producer
B = Broker
D = Distributor
U = Utility

(c) POCN = Purchase Order or
Contract Number

(d) MT = Mode of Transportation
Designated by Symbol
R = Rail
B = Barge
T = Truck
P = Pipeline

(j) % of Sulfur in fuel oil
is unavailable

Kentucky Utilities
Analysis Of Coal Purchased for Fuel Clause Backup
Jul - 2011

Station & Supplier	PBDU	POCN	MT	Mine Type	Coal Dist#	State code	Tons Purchased	BTU Per Lb.	No. MMBTU Per Ton	F.O.B. Mine		Transportation Cost		Delivered Cost				
										\$ Per Ton	¢ Per MMBTU	\$ Per Ton	¢ Per MMBTU	\$ Per Ton	¢ Per MMBTU	% Sulfur	% Ash	% H2O
(a)	(b)	(c)	(d)				(e)	(f)	(g)	(h)	(i)	(j)	(k)	(l)	(m)	(n)	(o)	(p)
E.W. Brown																		
E.W. Brown Low Sulfur Coal																		
Long Term Contract																		
Trinity Coal Marketing LLC	P	K05109	R	S		8 KY	104,581.17	11,946	23.892	60.13	251.70	17.73	74.19	77.86	325.89	1.95	12.47	6.66
		Total Long Term					104,581.17	11,946	23.892	60.13	251.70	17.73	74.19	77.86	325.89	1.95	12.47	6.66
Total E.W. Brown							104,581.17	11,946	23.892	60.13	251.70	17.73	74.19	77.86	325.89	1.95	12.47	6.66

(b) Designated by symbol
P= Producer D= Distributor
B= Broker U-Utility

(c) POCN = Purchase Order
or Contract Number

(d) MT = Mode of Transportation1
Designated by Symbol
R = Rail T = Truck B = Barge P = Pipeline

Kentucky Utilities
Analysis Of Coal Purchased for Fuel Clause Backup
Jul - 2011

Station & Supplier	PBDU	POCN	MT	Mine Type	Coal Dist#	State code	Tons Purchased	BTU Per Lb.	No. MMBTU Per Ton	F.O.B. Mine		Transportation Cost		Delivered Cost				
										\$ Per Ton	¢ Per MMBTU	\$ Per Ton	¢ Per MMBTU	\$ Per Ton	¢ Per MMBTU	% Sulfur	% Ash	% H2O
(a)	(b)	(c)	(d)				(e)	(f)	(g)	(h)	(i)	(j)	(k)	(l)	(m)	(n)	(o)	(p)
Ghent																		
Ghent High Sulfur Coal																		
Long Term Contract																		
Alliance Coal LLC	P	J09002	B	U	9	KY	101,599.80	11,451	22.902	48.02	209.67	5.01	21.88	53.03	231.55	2.97	8.06	12.56
Armstrong Coal Company	P	J07032	B	S	9	KY	80,885.40	11,260	22.520	29.94	132.93	5.77	25.63	35.71	158.56	2.96	9.75	12.01
Armstrong Coal Company	P	J10009	B	S	9	KY	63,160.30	11,302	22.603	46.31	204.90	5.79	25.59	52.10	230.49	2.97	9.52	12.03
CONSOL Energy Inc.	P	J10008	B	U	6	WV	21,445.00	12,244	24.488	54.35	221.96	5.63	22.99	59.98	244.95	4.10	11.52	5.91
Oxford Mining Company - Kentucky LLC	P	J07003 B	B	S	4	OH	8,487.45	11,848	23.696	35.60	150.22	5.63	23.76	41.23	173.98	3.43	12.80	5.36
Oxford Mining Company - Kentucky LLC	P	J07003 B	B	S/U	9	KY	20,152.60	11,207	22.414	35.60	158.81	5.93	26.46	41.53	185.27	3.43	12.08	10.53
Patriot Coal Corporation	P	J07037	B	U	9	KY	4,741.10	11,042	22.085	31.55	142.86	4.72	21.37	36.27	164.23	3.12	9.61	13.23
Patriot Coal Corporation	P	J10002	B	U	9	KY	15,822.90	11,075	22.151	47.28	213.43	4.63	20.90	51.91	234.33	3.00	9.58	13.21
Patriot Coal Corporation	P	J10010	B	U	9	KY	17,128.40	11,093	22.186	43.85	197.64	4.47	20.16	48.32	217.80	3.01	9.53	13.19
Rhino Energy LLC	P	J08028	B	S	4	OH	29,017.98	11,225	22.451	52.66	234.54	4.40	19.60	57.06	254.14	2.95	11.10	9.61
The American Coal Company	P	J10005	B	U	10	IL	50,867.00	11,878	23.756	47.13	198.39	5.18	21.78	52.31	220.17	2.36	8.59	10.46
Western Kentucky Minerals Inc.	P	J10001	B	S	9	KY	48,031.80	11,221	22.443	72.07	321.12	3.90	17.40	75.97	338.52	3.03	8.93	13.45
Total Long Term							461,339.73	11,409	22.819	46.49	203.72	5.16	22.61	51.65	226.33	2.99	9.44	11.59
Total Ghent							461,339.73	11,409	22.819	46.49	203.72	5.16	22.61	51.65	226.33	2.99	9.44	11.59

(b) Designated by symbol
P= Producer D= Distributor
B= Broker U-Utility

(c) POCN = Purchase Order
or Contract Number

(d) MT = Mode of Transportation2
Designated by Symbol

R = Rail T = Truck B = Barge P = Pipeline

Kentucky Utilities
Analysis Of Coal Purchased for Fuel Clause Backup
Jul - 2011

Station & Supplier	PBDU	POCN	MT	Mine Type	Coal Dist#	State code	Tons Purchased	BTU Per Lb.	No. MMBTU Per Ton	F.O.B. Mine		Transportation Cost		Delivered Cost				
										\$ Per Ton	¢ Per MMBTU	\$ Per Ton	¢ Per MMBTU	\$ Per Ton	¢ Per MMBTU	% Sulfur	% Ash	% H2O
(a)	(b)	(c)	(d)				(e)	(f)	(g)	(h)	(i)	(j)	(k)	(l)	(m)	(n)	(o)	(p)
Green River																		
Green River Mid Sulfur Coal																		
Long Term Contract																		
Armstrong Coal Company	P	K11002	T	U	9	KY	11,105.16	11,597	23.194	57.32	247.12	0.00	0.00	57.32	247.12	2.50	8.59	11.54
Patriot Coal Corporation	P	K11001	T	U	9	KY	13,076.25	12,826	25.653	65.55	255.52	0.00	0.00	65.55	255.52	2.55	8.78	6.27
Total Long Term							24,181.41	12,262	24.524	61.77	251.87	0.00	0.00	61.77	251.87	2.53	8.69	8.69
Total Green River							24,181.41	12,262	24.524	61.77	251.87	0.00	0.00	61.77	251.87	2.53	8.69	8.69

(b) Designated by symbol
P= Producer D= Distributor
B= Broker U-Utility

(c) POCN = Purchase Order
or Contract Number

(d) MT = Mode of Transportation3
Designated by Symbol
R = Rail T = Truck B = Barge P = Pipeline

Kentucky Utilities
Analysis Of Coal Purchased for Fuel Clause Backup
Jul - 2011

Station & Supplier	PBDU	POCN	MT	Mine Type	Coal Dist#	State code	Tons Purchased	BTU Per Lb.	No. MMBTU Per Ton	F.O.B. Mine		Transportation Cost		Delivered Cost				
										\$ Per Ton	¢ Per MMBTU	\$ Per Ton	¢ Per MMBTU	\$ Per Ton	¢ Per MMBTU	% Sulfur	% Ash	% H2O
(a)	(b)	(c)	(d)				(e)	(f)	(g)	(h)	(i)	(j)	(k)	(l)	(m)	(n)	(o)	(p)
Trimble County / KU																		
Trimble County / KU PRB Coal																		
Spot Contract																		
Peabody COALTRADE LLC	B	J11017	B	S	19	WY	16,579.85	8,846	17.692	41.42	234.10	5.02	28.38	46.44	262.48	0.37	5.77	27.17
Peabody COALTRADE LLC	B	J11017	B	S	19	WY	33,009.33	8,894	17.788	40.76	229.13	4.78	26.88	45.54	256.01	0.25	4.97	26.17
Total Spot							49,589.18	8,878	17.756	40.98	230.78	4.86	27.38	45.84	258.16	0.29	5.24	26.51
Total Trimble County / KU							49,589.18	8,878	17.756	40.98	230.78	4.86	27.38	45.84	258.16	0.29	5.24	26.51
Total Kentucky Utilities							639,691.49	11,333	22.666	48.87	215.60	6.99	30.86	55.86	246.46	2.59	9.58	11.83

(b) Designated by symbol
P= Producer D= Distributor
B= Broker U-Utility

(c) POCN = Purchase Order
or Contract Number

(d) MT = Mode of Transportation
Designated by Symbol
R = Rail T = Truck B = Barge P = Pipeline

KENTUCKY UTILITIES COMPANY
ANALYSIS OF OTHER FUEL PURCHASES
For the Month of: July 2011

<u>Fuel & Supplier</u> (a)	<u>P</u> (b)	<u>P</u> (c)	<u>M</u> (d)	<u>Station</u> <u>Name</u> (e)	<u>Gal. or</u> <u>MCF</u> <u>Purchased</u> (f)	<u>BTU Per</u> <u>Unit</u> (g)	<u>Delivered</u> <u>Cost (\$)</u> (h)	<u>Cents</u> <u>Per</u> <u>MMBtu</u> (i)	<u>%</u> <u>Sulfur</u> (j)
<u>Oil</u>									
Petroleum Traders Corporation	D	J11007	T	Ghent	132,855		427,168.43	2,296.64	-
Heritage Petroleum	D	J11011	T	Green River	22,130		72,429.28	2,337.79	-
LG&E	U	-	T	Trimble County	74,211		236,197.29	2,273.43	-
Total Oil					<u>229,196</u>	140,000/Gal	<u>735,795.00</u>		
<u>Natural Gas</u>									
LG&E	U	-	P	Trimble County	783,024		5,026,700.86	626.30	-
LG&E	U	-	P	Paddy's Run	53,768		309,084.91	560.83	-
Kentucky Utilities	U	-	P	Haefling	4,470		33,674.97	734.94	-
Kentucky Utilities	U	-	P	EW Brown CTs	239,870		1,153,799.43	469.28	-
Total Natural Gas					<u>1,081,132</u>	1.025 MMBTU/MCF	<u>6,523,260.17</u>		

(b) Designated by Symbol
P = Producer
B = Broker
D = Distributor
U = Utility

(c) POCN = Purchase Order or
Contract Number

(d) MT = Mode of Transportation
Designated by Symbol
R = Rail
B = Barge
T = Truck
P = Pipeline

(j) % of Sulfur in fuel oil
is unavailable

Kentucky Utilities
Analysis Of Coal Purchased for Fuel Clause Backup
Aug - 2011

Station & Supplier	PBDU	POCN	MT	Mine Type	Coal Dist#	State code	Tons Purchased	BTU Per Lb.	No. MMBTU Per Ton	F.O.B. Mine		Transportation Cost		Delivered Cost				
										\$ Per Ton	¢ Per MMBTU	\$ Per Ton	¢ Per MMBTU	\$ Per Ton	¢ Per MMBTU	% Sulfur	% Ash	% H2O
(a)	(b)	(c)	(d)				(e)	(f)	(g)	(h)	(i)	(j)	(k)	(l)	(m)	(n)	(o)	(p)
E.W. Brown																		
E.W. Brown Low Sulfur Coal																		
Long Term Contract																		
Trinity Coal Marketing LLC	P	K05109	R	S	8	KY	105,255.84	11,899	23.799	60.48	254.12	17.39	73.10	77.87	327.22	1.75	12.40	7.06
		Total Long Term					105,255.84	11,899	23.799	60.48	254.12	17.39	73.10	77.87	327.22	1.75	12.40	7.06
Total E.W. Brown							105,255.84	11,899	23.799	60.48	254.12	17.39	73.10	77.87	327.22	1.75	12.40	7.06

(b) Designated by symbol
P= Producer D= Distributor
B= Broker U-Utility

(c) POCN = Purchase Order
or Contract Number

(d) MT = Mode of Transportation1
Designated by Symbol
R = Rail T = Truck B = Barge P = Pipeline

Kentucky Utilities
Analysis Of Coal Purchased for Fuel Clause Backup
Aug - 2011

Station & Supplier	PBDU	POCN	MT	Mine Type	Coal Dist#	State code	Tons Purchased	BTU Per Lb.	No. MMBTU Per Ton	F.O.B. Mine		Transportation Cost		Delivered Cost				
										\$ Per Ton	¢ Per MMBTU	\$ Per Ton	¢ Per MMBTU	\$ Per Ton	¢ Per MMBTU	% Sulfur	% Ash	% H2O
(a)	(b)	(c)	(d)				(e)	(f)	(g)	(h)	(i)	(j)	(k)	(l)	(m)	(n)	(o)	(p)
Ghent																		
Ghent High Sulfur Coal																		
Long Term Contract																		
Alliance Coal LLC	P	J09002	B	U	9	KY	46,191.40	11,524	23.048	48.49	210.37	5.11	22.17	53.60	232.54	2.93	8.05	12.19
Armstrong Coal Company	P	J07032	B	S	9	KY	70,651.90	11,434	22.869	30.57	133.67	5.93	25.93	36.50	159.60	2.97	8.93	11.79
Armstrong Coal Company	P	J10009	B	S	9	KY	86,749.30	11,422	22.845	47.24	206.80	5.93	25.96	53.17	232.76	3.16	9.03	11.82
CONSOL Energy Inc.	P	J10008	B	U	6	WV	21,772.00	12,313	24.626	54.80	222.54	5.63	22.86	60.43	245.40	4.10	11.20	5.89
Oxford Mining Company - Kentucky LLC	P	J07003 B	B	S	4	OH	8,458.70	11,918	23.836	34.99	146.79	5.63	23.62	40.62	170.41	3.56	12.73	5.16
Oxford Mining Company - Kentucky LLC	P	J07003 B	B	S/U	9	KY	20,203.80	11,164	22.328	34.99	156.71	5.93	26.55	40.92	183.26	3.37	12.75	9.99
Patriot Coal Corporation	P	J07037	B	U	9	KY	9,502.30	11,086	22.172	31.67	142.86	4.72	21.29	36.39	164.15	3.02	9.50	13.13
Patriot Coal Corporation	P	J10002	B	U	9	KY	12,771.10	11,108	22.216	48.36	217.66	4.72	21.25	53.08	238.91	3.04	9.44	13.12
Patriot Coal Corporation	P	J10010	B	U	9	KY	22,281.60	11,057	22.114	44.59	201.66	4.72	21.34	49.31	223.00	3.05	9.53	13.37
Rhino Energy LLC	P	J08028	B	S	4	OH	31,190.16	11,132	22.264	52.75	236.91	4.53	20.35	57.28	257.26	2.47	10.32	10.53
The American Coal Company	P	J10005	B	U	10	IL	66,928.80	11,998	23.997	47.39	197.50	5.19	21.63	52.58	219.13	2.47	8.41	9.92
Western Kentucky Minerals Inc.	P	J10001	B	S	9	KY	31,857.60	11,410	22.819	74.76	327.63	3.98	17.44	78.74	345.07	3.19	9.03	12.15
Total Long Term							428,558.66	11,510	23.020	46.21	200.75	5.33	23.16	51.54	223.91	3.00	9.31	11.12
Spot Contract																		
Arch Coal Sales Company Inc.	P	J11026	B	S/U	8	WV	7,867.73	9,063	18.126	34.48	190.22	3.43	18.92	37.91	209.14	0.46	29.89	7.29
Total Spot							7,867.73	9,063	18.126	34.48	190.22	3.43	18.92	37.91	209.14	0.46	29.89	7.29
Total Ghent							436,426.39	11,466	22.932	46.00	200.60	5.30	23.10	51.30	223.70	2.96	9.68	11.05

(b) Designated by symbol
P= Producer D= Distributor
B= Broker U=Utility

(c) POCN = Purchase Order
or Contract Number

(d) MT = Mode of Transportation2
Designated by Symbol
R = Rail T = Truck B = Barge P = Pipeline

Kentucky Utilities
Analysis Of Coal Purchased for Fuel Clause Backup
Aug - 2011

Station & Supplier	PBDU	POCN	MT	Mine Type	Coal Dist#	State code	Tons Purchased	BTU Per Lb.	No. MMBTU Per Ton	F.O.B. Mine		Transportation Cost		Delivered Cost				
										\$ Per Ton	¢ Per MMBTU	\$ Per Ton	¢ Per MMBTU	\$ Per Ton	¢ Per MMBTU	% Sulfur	% Ash	% H2O
(a)	(b)	(c)	(d)				(e)	(f)	(g)	(h)	(i)	(j)	(k)	(l)	(m)	(n)	(o)	(p)
Green River																		
Green River Mid Sulfur Coal																		
Long Term Contract																		
Armstrong Coal Company	P	K11002	T	U	9	KY	11,201.33	11,625	23.250	57.33	246.58	0.00	0.00	57.33	246.58	2.53	8.52	11.50
Patriot Coal Corporation	P	K11001	T	U	9	KY	18,509.64	12,798	25.596	65.40	255.52	0.00	0.00	65.40	255.52	2.55	9.16	6.00
Total Long Term							29,710.97	12,356	24.712	62.36	252.35	0.00	0.00	62.36	252.35	2.54	8.92	8.07
Total Green River							29,710.97	12,356	24.712	62.36	252.35	0.00	0.00	62.36	252.35	2.54	8.92	8.07

(b) Designated by symbol
P= Producer D= Distributor
B= Broker U-Utility

(c) POCN = Purchase Order
or Contract Number

(d) MT = Mode of Transportation3
Designated by Symbol
R = Rail T = Truck B = Barge P = Pipeline

Kentucky Utilities
Analysis Of Coal Purchased for Fuel Clause Backup
Aug - 2011

Station & Supplier	PBDU	POCN	MT	Mine Type	Coal Dist#	State code	Tons Purchased	BTU Per Lb.	No. MMBTU Per Ton	F.O.B. Mine		Transportation Cost		Delivered Cost				
										\$ Per Ton	¢ Per MMBTU	\$ Per Ton	¢ Per MMBTU	\$ Per Ton	¢ Per MMBTU	% Sulfur	% Ash	% H2O
(a)	(b)	(c)	(d)				(e)	(f)	(g)	(h)	(i)	(j)	(k)	(l)	(m)	(n)	(o)	(p)
Trimble County / KU																		
Trimble County / KU PRB Coal																		
Spot Contract																		
Peabody COALTRADE LLC	B	J11017	B	S	19	WY	48,340.60	8,747	17.493	41.27	235.92	5.02	28.70	46.29	264.62	0.35	5.40	27.93
		Total Spot					48,340.60	8,747	17.493	41.27	235.92	5.02	28.70	46.29	264.62	0.35	5.40	27.93
Total Trimble County / KU							48,340.60	8,747	17.493	41.27	235.92	5.02	28.70	46.29	264.62	0.35	5.40	27.93
Total Kentucky Utilities							619,733.80	11,370	22.740	48.88	214.93	7.07	31.12	55.95	246.05	2.53	9.77	11.55

(b) Designated by symbol
P= Producer D= Distributor
B= Broker U-Utility

(c) POCN = Purchase Order
or Contract Number

(d) MT = Mode of Transportation
Designated by Symbol
R = Rail T = Truck B = Barge P = Pipeline

**KENTUCKY UTILITIES COMPANY
ANALYSIS OF OTHER FUEL PURCHASES
For the Month of: August 2011**

<u>Fuel & Supplier</u> (a)	<u>P</u> (b)	<u>P</u> (c)	<u>M</u> (d)	<u>Station</u> <u>Name</u> (e)	<u>Gal. or</u> <u>MCF</u> <u>Purchased</u> (f)	<u>BTU Per</u> <u>Unit</u> (g)	<u>Delivered</u> <u>Cost (\$)</u> (h)	<u>Cents</u> <u>Per</u> <u>MMBtu</u> (i)	<u>%</u> <u>Sulfur</u> (j)
<u>Oil</u>									
Key Oil Company	D	J11015	T	EW Brown Steam	(1,148) (1)		(3,829.15) (1)	2,382.50	-
LG&E	U	-	T	Trimble County	<u>171,373</u>		<u>539,756.51</u>	2,249.72	-
Total Oil					<u><u>170,225</u></u>	140,000/Gal	<u><u>535,927.36</u></u>		
<u>Natural Gas</u>									
LG&E	U	-	P	Trimble County	613,305		3,943,489.82	627.31	-
LG&E	U	-	P	Paddy's Run	29,625		181,002.56	596.07	-
Kentucky Utilities	U	-	P	Haefling	3,861		29,127.00	736.09	-
Kentucky Utilities	U	-	P	EW Brown CTs	<u>144,010</u>		<u>652,641.33</u>	442.14	-
Total Natural Gas					<u><u>790,801</u></u>	1.025 MMBTU/MCF	<u><u>4,806,260.71</u></u>		

(1) Negative purchases due to true-up of prior month adjustment and no current month purchases.

(b) Designated by Symbol
P = Producer
B = Broker
D = Distributor
U = Utility

(c) POCN = Purchase Order or
Contract Number

(d) MT = Mode of Transportation
Designated by Symbol
R = Rail
B = Barge
T = Truck
P = Pipeline

(j) % of Sulfur in fuel oil
is unavailable

Kentucky Utilities
Analysis Of Coal Purchased for Fuel Clause Backup
Sep - 2011

Station & Supplier	PBDU	POCN	MT	Mine Type	Coal Dist#	State code	Tons Purchased	BTU Per Lb.	No. MMBTU Per Ton	F.O.B. Mine		Transportation Cost		Delivered Cost					
										\$ Per Ton	¢ Per MMBTU	\$ Per Ton	¢ Per MMBTU	\$ Per Ton	¢ Per MMBTU	% Sulfur	% Ash	% H2O	
(a)	(b)	(c)	(d)				(e)	(f)	(g)	(h)	(i)	(j)	(k)	(l)	(m)	(n)	(o)	(p)	
E.W. Brown																			
E.W. Brown Low Sulfur Coal																			
Long Term Contract																			
Trinity Coal Marketing LLC	P	K05109	R	S	8	KY	63,468.99	11,902	23.803	60.66	254.82	17.41	73.17	78.07	327.99	1.69	12.11	7.36	
							Total Long Term	63,468.99	11,902	23.803	60.66	254.82	17.41	73.17	78.07	327.99	1.69	12.11	7.36
Spot Contract																			
Arch Coal Sales Company Inc.	P	K11029	R	S/U	8	KY	31,377.96	11,857	23.714	72.43	305.43	17.40	73.40	89.83	378.83	2.24	13.75	5.84	
Arch Coal Sales Company Inc.	P	K11029	T	S/U	8	KY	7,001.31	11,870	23.740	90.95	383.09	0.00	0.00	90.95	383.09	2.19	13.21	6.05	
Cumberland Elkhorn Coal & Coke	B	K11031	T	S	8	KY	10,744.90	11,593	23.187	84.61	364.91	0.00	0.00	84.61	364.91	2.24	11.81	8.39	
							Total Spot	49,124.17	11,801	23.602	77.73	329.35	11.12	47.10	88.85	376.45	2.24	13.25	6.43
Total E.W. Brown							112,593.16	11,858	23.716	68.11	287.18	14.66	61.85	82.77	349.03	1.93	12.61	6.95	

(b) Designated by symbol
P= Producer D= Distributor
B= Broker U-Utility

(c) POCN = Purchase Order
or Contract Number

(d) MT = Mode of Transportation1
Designated by Symbol
R = Rail T = Truck B = Barge P = Pipeline

Kentucky Utilities
Analysis Of Coal Purchased for Fuel Clause Backup
Sep - 2011

Station & Supplier	PBDU	POCN	MT	Mine Type	Coal Dist#	State code	Tons Purchased	BTU Per Lb.	No. MMBTU Per Ton	F.O.B. Mine		Transportation Cost		Delivered Cost				
										\$ Per Ton	¢ Per MMBTU	\$ Per Ton	¢ Per MMBTU	\$ Per Ton	¢ Per MMBTU	% Sulfur	% Ash	% H2O
(a)	(b)	(c)	(d)				(e)	(f)	(g)	(h)	(i)	(j)	(k)	(l)	(m)	(n)	(o)	(p)
Ghent																		
Ghent High Sulfur Coal																		
Long Term Contract																		
Alliance Coal LLC	P	J09002	B	U	9	KY	57,012.80	11,497	22.995	48.53	211.03	5.11	22.22	53.64	233.25	3.00	8.10	12.22
Armstrong Coal Company	P	J07032	B	S	9	KY	92,977.10	11,454	22.907	30.45	132.94	5.93	25.89	36.38	158.83	3.26	9.30	11.44
Armstrong Coal Company	P	J10009	B	S	9	KY	42,342.30	11,504	23.009	47.39	205.98	5.93	25.77	53.32	231.75	3.30	9.04	11.43
COALSALES LLC	P	LGE06012/KUF06118	B	S	11	IN	8,158.00	11,185	22.370	48.09	214.98	4.14	18.51	52.23	233.49	3.07	8.86	13.28
CONSOL Energy Inc.	P	J10008	B	U	6	WV	55,984.00	12,221	24.442	53.99	220.89	5.63	23.03	59.62	243.92	4.22	11.28	6.35
Oxford Mining Company - Kentucky LLC	P	J07003 B	B	S	4	OH	1,680.60	11,756	23.512	34.87	148.32	5.63	23.94	40.50	172.26	3.19	12.83	5.76
Oxford Mining Company - Kentucky LLC	P	J07003 B	B	S/U	9	KY	13,811.30	11,137	22.274	34.87	156.56	5.93	26.62	40.80	183.18	3.22	13.03	9.79
Patriot Coal Corporation	P	J07037	B	U	9	KY	4,738.90	11,058	22.115	31.59	142.86	4.72	21.34	36.31	164.20	2.59	8.48	14.26
Patriot Coal Corporation	P	J10002	B	U	9	KY	14,307.00	11,085	22.170	48.26	217.66	4.72	21.29	52.98	238.95	2.86	9.19	13.46
Patriot Coal Corporation	P	J10010	B	U	9	KY	20,752.70	11,083	22.166	44.95	202.81	4.72	21.29	49.67	224.10	2.87	8.98	13.65
Rhino Energy LLC	P	J08028	B	S	4	OH	32,373.17	11,121	22.242	52.73	237.06	4.53	20.36	57.26	257.42	3.07	11.39	9.62
The American Coal Company	P	J10005	B	U	10	IL	83,713.60	11,937	23.873	47.19	197.65	5.19	21.74	52.38	219.39	2.55	8.55	10.09
Western Kentucky Minerals Inc.	P	J10001	B	S	9	KY	26,824.50	11,430	22.860	74.90	327.63	3.98	17.41	78.88	345.04	3.19	9.09	11.83
Total Long Term							454,675.97	11,576	23.152	46.18	199.48	5.31	22.89	51.49	222.37	3.16	9.46	10.71
Spot Contract																		
Arch Coal Sales Company Inc.	P	J11026	B	S/U	8	WV	3,071.63	9,063	18.126	34.48	190.22	3.43	18.92	37.91	209.14	0.46	29.89	7.29
Total Spot							3,071.63	9,063	18.126	34.48	190.22	3.43	18.92	37.91	209.14	0.46	29.89	7.29
Total Ghent							457,747.60	11,559	23.119	46.11	199.43	5.28	22.87	51.39	222.30	3.14	9.60	10.69

Attachment to Response to Question No. 9(a)

Page 27 of 60

Scott/Pfeiffer

(b) Designated by symbol
P= Producer D= Distributor
B= Broker U=Utility

(c) POCN = Purchase Order
or Contract Number

(d) MT = Mode of Transportation2
Designated by Symbol

R = Rail T = Truck B = Barge P = Pipeline

Kentucky Utilities
Analysis Of Coal Purchased for Fuel Clause Backup
Sep - 2011

Station & Supplier	PBDU	POCN	MT	Mine Type	Coal Dist#	State code	Tons Purchased	BTU Per Lb.	No. MMBTU Per Ton	F.O.B. Mine		Transportation Cost		Delivered Cost				
										\$ Per Ton	¢ Per MMBTU	\$ Per Ton	¢ Per MMBTU	\$ Per Ton	¢ Per MMBTU	% Sulfur	% Ash	% H2O
(a)	(b)	(c)	(d)				(e)	(f)	(g)	(h)	(i)	(j)	(k)	(l)	(m)	(n)	(o)	(p)
Green River																		
Green River Mid Sulfur Coal																		
Long Term Contract																		
Armstrong Coal Company	P	K11002	T	U	9	KY	10,918.89	11,366	22.733	56.26	247.50	0.00	0.00	56.26	247.50	2.43	9.29	12.31
Patriot Coal Corporation	P	K11001	T	U	9	KY	8,995.63	12,788	25.575	65.33	255.44	0.00	0.00	65.33	255.44	2.53	9.04	6.15
Total Long Term							19,914.52	12,008	24.017	60.36	251.32	0.00	0.00	60.36	251.32	2.47	9.18	9.53
Total Green River							19,914.52	12,008	24.017	60.36	251.32	0.00	0.00	60.36	251.32	2.47	9.18	9.53

(b) Designated by symbol
P= Producer D= Distributor
B= Broker U-Utility

(c) POCN = Purchase Order
or Contract Number

(d) MT = Mode of Transportation3
Designated by Symbol
R = Rail T = Truck B = Barge P = Pipeline

Kentucky Utilities
Analysis Of Coal Purchased for Fuel Clause Backup
Sep - 2011

Station & Supplier	PBDU	POCN	MT	Mine Type	Coal Dist#	State code	Tons Purchased	BTU Per Lb.	No. MMBTU Per Ton	F.O.B. Mine		Transportation Cost		Delivered Cost				
										\$ Per Ton	¢ Per MMBTU	\$ Per Ton	¢ Per MMBTU	\$ Per Ton	¢ Per MMBTU	% Sulfur	% Ash	% H2O
(a)	(b)	(c)	(d)				(e)	(f)	(g)	(h)	(i)	(j)	(k)	(l)	(m)	(n)	(o)	(p)
Trimble County / KU																		
Trimble County / KU PRB Coal																		
Spot Contract																		
Peabody COALTRADE LLC	B	J11017	B	S	19	WY	48,840.20	8,835	17.671	41.40	234.31	5.02	28.41	46.42	262.72	0.33	5.43	27.31
		Total Spot					48,840.20	8,835	17.671	41.40	234.31	5.02	28.41	46.42	262.72	0.33	5.43	27.31
Total Trimble County / KU							48,840.20	8,835	17.671	41.40	234.31	5.02	28.41	46.42	262.72	0.33	5.43	27.31
Total Kentucky Utilities							639,095.48	11,418	22.836	50.07	219.25	6.75	29.58	56.82	248.83	2.69	9.79	11.26

(b) Designated by symbol
P= Producer D= Distributor
B= Broker U-Utility

(c) POCN = Purchase Order
or Contract Number

(d) MT = Mode of Transportation
Designated by Symbol
R = Rail T = Truck B = Barge P = Pipeline

**KENTUCKY UTILITIES COMPANY
ANALYSIS OF OTHER FUEL PURCHASES
For the Month of: September 2011**

<u>Fuel & Supplier</u> (a)	<u>P</u> (b)	<u>P</u> (c)	<u>M</u> (d)	<u>Station</u> <u>Name</u> (e)	<u>Gal. or</u> <u>MCF</u> <u>Purchased</u> (f)	<u>BTU Per</u> <u>Unit</u> (g)	<u>Delivered</u> <u>Cost (\$)</u> (h)	<u>Cents</u> <u>Per</u> <u>MMBtu</u> (i)	<u>%</u> <u>Sulfur</u> (j)
<u>Oil</u>									
Key Oil Company	D	J10015	T	Green River	22,358		73,982.63	2,363.57	-
LG&E	U	-	T	Trimble County	<u>208,417</u>		<u>651,157.71</u>	2,231.64	-
Total Oil					<u><u>230,775</u></u>	140,000/Gal	<u><u>725,140.34</u></u>		
<u>Natural Gas</u>									
LG&E	U	-	P	Trimble County	192,009		2,119,442.60	1,076.89	-
LG&E	U	-	P	Paddy's Run	23,580		104,150.22	430.91	-
Kentucky Utilities	U	-	P	Haefling	2,376		18,485.26	758.84	-
Kentucky Utilities	U	-	P	EW Brown CTs	<u>27,757</u>		<u>115,357.96</u>	405.46	-
Total Natural Gas					<u><u>245,722</u></u>	1.025 MMBTU/MCF	<u><u>2,357,436.04</u></u>		

(1) Negative purchases due to true-up of prior month adjustment and no current month purchases.

(b) Designated by Symbol
P = Producer
B = Broker
D = Distributor
U = Utility

(c) POCN = Purchase Order or
Contract Number

(d) MT = Mode of Transportation
Designated by Symbol
R = Rail
B = Barge
T = Truck
P = Pipeline

(j) % of Sulfur in fuel oil
is unavailable

Kentucky Utilities
Analysis Of Coal Purchased for Fuel Clause Backup
Oct - 2011

Station & Supplier	PBDU	POCN	MT	Mine Type	Coal Dist#	State code	Tons Purchased	BTU Per Lb.	No. MMBTU Per Ton	F.O.B. Mine		Transportation Cost		Delivered Cost					
										\$ Per Ton	¢ Per MMBTU	\$ Per Ton	¢ Per MMBTU	\$ Per Ton	¢ Per MMBTU	% Sulfur	% Ash	% H2O	
(a)	(b)	(c)	(d)				(e)	(f)	(g)	(h)	(i)	(j)	(k)	(l)	(m)	(n)	(o)	(p)	
E.W. Brown																			
E.W. Brown Low Sulfur Coal																			
Long Term Contract																			
Trinity Coal Marketing LLC	P	K05109	R	S	8	KY	84,743.80	11,959	23.917	60.79	254.16	16.92	70.75	77.71	324.91	1.61	11.79	7.28	
							Total Long Term	84,743.80	11,959	23.917	60.79	254.16	16.92	70.75	77.71	324.91	1.61	11.79	7.28
Spot Contract																			
Arch Coal Sales Company Inc.	P	K11029	R	S/U	8	KY	20,953.33	11,869	23.738	71.96	303.14	16.75	70.57	88.71	373.71	2.24	13.74	5.82	
Arch Coal Sales Company Inc.	P	K11029	T	S/U	8	KY	3,039.40	11,595	23.191	90.76	391.36	0.00	0.00	90.76	391.36	2.56	15.21	5.40	
Cumberland Elkhorn Coal & Coke	B	K11031	T	S	8	KY	9,550.28	11,264	22.528	82.21	364.91	0.00	0.00	82.21	364.91	2.09	13.44	8.63	
							Total Spot	33,543.01	11,672	23.344	76.58	328.05	10.46	44.83	87.04	372.88	2.23	13.79	6.58
Total E.W. Brown							118,286.81	11,877	23.755	65.27	274.76	15.09	63.52	80.36	338.28	1.79	12.36	7.08	

(b) Designated by symbol
P= Producer D= Distributor
B= Broker U-Utility

(c) POCN = Purchase Order
or Contract Number

(d) MT = Mode of Transportation1
Designated by Symbol
R = Rail T = Truck B = Barge P = Pipeline

Kentucky Utilities
Analysis Of Coal Purchased for Fuel Clause Backup
Oct - 2011

Station & Supplier	PBDU	POCN	MT	Mine Type	Coal Dist#	State code	Tons Purchased	BTU Per Lb.	No. MMBTU Per Ton	F.O.B. Mine		Transportation Cost		Delivered Cost				
										\$ Per Ton	¢ Per MMBTU	\$ Per Ton	¢ Per MMBTU	\$ Per Ton	¢ Per MMBTU	% Sulfur	% Ash	% H2O
(a)	(b)	(c)	(d)				(e)	(f)	(g)	(h)	(i)	(j)	(k)	(l)	(m)	(n)	(o)	(p)
Ghent																		
Ghent High Sulfur Coal																		
Long Term Contract																		
Alliance Coal LLC	P	J09002	B	U	9	KY	88,493.40	11,499	22.998	48.88	212.52	5.16	22.46	54.04	234.98	2.96	8.06	12.25
Armstrong Coal Company	P	J07032	B	S	9	KY	91,298.00	11,375	22.750	30.19	132.72	5.99	26.31	36.18	159.03	3.27	9.40	11.82
Armstrong Coal Company	P	J10009	B	S	9	KY	43,046.30	11,446	22.893	47.03	205.42	5.96	26.05	52.99	231.47	3.31	9.06	11.72
COALSALES LLC	P	LGE06012/KUF06118	B	S	11	IN	69,512.00	10,973	21.946	47.32	215.60	4.10	18.69	51.42	234.29	3.17	8.94	15.04
CONSOL Energy Inc.	P	J10008	B	U	6	WV	54,398.00	12,113	24.227	54.11	223.36	5.67	23.41	59.78	246.77	3.89	11.47	6.92
Oxford Mining Company - Kentucky LLC	P	J07003 B	B	S	4	OH	4,973.90	11,662	23.324	35.34	151.53	5.69	24.39	41.03	175.92	3.19	12.74	6.99
Oxford Mining Company - Kentucky LLC	P	J07003 B	B	S/U	9	KY	10,871.70	11,204	22.407	35.34	157.73	5.98	26.69	41.32	184.42	3.37	11.81	10.85
Patriot Coal Corporation	P	J07037	B	U	9	KY	12,700.00	11,139	22.279	31.83	142.86	4.75	21.32	36.58	164.18	2.71	8.95	13.45
Patriot Coal Corporation	P	J10002	B	U	9	KY	14,338.30	11,075	22.150	48.54	219.12	4.78	21.58	53.32	240.70	2.95	9.40	13.29
Patriot Coal Corporation	P	J10010	B	U	9	KY	20,486.30	11,091	22.182	45.23	203.89	4.77	21.51	50.00	225.40	2.82	9.21	13.56
Rhino Energy LLC	P	J08028	B	S	4	OH	33,562.42	11,213	22.426	53.07	236.63	4.55	20.30	57.62	256.93	2.70	10.63	9.77
The American Coal Company	P	J10005	B	U	10	IL	98,032.60	11,955	23.911	47.33	197.93	5.22	21.87	52.55	219.80	2.52	8.44	10.10
Western Kentucky Minerals Inc.	P	J10001	B	S	9	KY	19,141.00	11,174	22.348	73.68	329.68	3.99	17.87	77.67	347.55	3.19	9.39	13.30
Total Long Term							560,853.92	11,483	22.965	45.92	199.97	5.20	22.64	51.12	222.61	3.07	9.27	11.51
Spot Contract																		
Arch Coal Sales Company Inc.	P	J11026	B	S/U	8	WV	12,371.51	9,063	18.127	34.48	190.22	3.47	19.14	37.95	209.36	0.41	29.97	7.53
Total Spot							12,371.51	9,063	18.127	34.48	190.22	3.47	19.14	37.95	209.36	0.41	29.97	7.53
Total Ghent							573,225.43	11,430	22.861	45.68	199.80	5.16	22.58	50.84	222.38	3.01	9.72	11.42

Attachment to Response to Question No. 9(a)

Page 32 of 60

Scott/Pfeiffer

(b) Designated by symbol
P= Producer D= Distributor
B= Broker U=Utility

(c) POCN = Purchase Order
or Contract Number

(d) MT = Mode of Transportation2
Designated by Symbol

R = Rail T = Truck B = Barge P = Pipeline

Kentucky Utilities
Analysis Of Coal Purchased for Fuel Clause Backup
Oct - 2011

Station & Supplier	PBDU	POCN	MT	Mine Type	Coal Dist#	State code	Tons Purchased	BTU Per Lb.	No. MMBTU Per Ton	F.O.B. Mine		Transportation Cost		Delivered Cost				
										\$ Per Ton	¢ Per MMBTU	\$ Per Ton	¢ Per MMBTU	\$ Per Ton	¢ Per MMBTU	% Sulfur	% Ash	% H2O
(a)	(b)	(c)	(d)				(e)	(f)	(g)	(h)	(i)	(j)	(k)	(l)	(m)	(n)	(o)	(p)
Green River																		
Green River Mid Sulfur Coal																		
Long Term Contract																		
Armstrong Coal Company	P	K11002	T	U	9	KY	10,655.48	11,490	22.981	56.79	247.11	0.00	0.00	56.79	247.11	2.49	8.70	12.09
Patriot Coal Corporation	P	K11001	T	U	9	KY	16,919.02	12,738	25.476	65.06	255.40	0.00	0.00	65.06	255.40	2.55	9.30	6.10
Total Long Term							27,574.50	12,256	24.512	61.87	252.40	0.00	0.00	61.87	252.40	2.52	9.07	8.41
Total Green River							27,574.50	12,256	24.512	61.87	252.40	0.00	0.00	61.87	252.40	2.52	9.07	8.41

(b) Designated by symbol
P= Producer D= Distributor
B= Broker U-Utility

(c) POCN = Purchase Order
or Contract Number

(d) MT = Mode of Transportation3
Designated by Symbol
R = Rail T = Truck B = Barge P = Pipeline

Kentucky Utilities
Analysis Of Coal Purchased for Fuel Clause Backup
Oct - 2011

Station & Supplier	PBDU	POCN	MT	Mine Type	Coal Dist#	State code	Tons Purchased	BTU Per Lb.	No. MMBTU Per Ton	F.O.B. Mine		Transportation Cost		Delivered Cost				
										\$ Per Ton	¢ Per MMBTU	\$ Per Ton	¢ Per MMBTU	\$ Per Ton	¢ Per MMBTU	% Sulfur	% Ash	% H2O
(a)	(b)	(c)	(d)				(e)	(f)	(g)	(h)	(i)	(j)	(k)	(l)	(m)	(n)	(o)	(p)
Trimble County / KU																		
Trimble County / KU PRB Coal																		
Spot Contract																		
Peabody COALTRADE LLC	B	J11017	B	S	19	WY	78,519.18	8,841	17.682	41.41	234.21	5.06	28.61	46.47	262.82	0.28	5.42	27.41
		Total Spot					78,519.18	8,841	17.682	41.41	234.21	5.06	28.61	46.47	262.82	0.28	5.42	27.41
Total Trimble County / KU							78,519.18	8,841	17.682	41.41	234.21	5.06	28.61	46.47	262.82	0.28	5.42	27.41
Total Kentucky Utilities							797,605.92	11,270	22.541	48.72	216.15	6.45	28.60	55.17	244.75	2.54	9.66	12.25

(b) Designated by symbol
P= Producer D= Distributor
B= Broker U-Utility

(c) POCN = Purchase Order
or Contract Number

(d) MT = Mode of Transportation
Designated by Symbol
R = Rail T = Truck B = Barge P = Pipeline

**KENTUCKY UTILITIES COMPANY
ANALYSIS OF OTHER FUEL PURCHASES
For the Month of: October 2011**

<u>Fuel & Supplier</u> (a)	<u>P</u> (b)	<u>P</u> (c)	<u>M</u> (d)	<u>Station</u> <u>Name</u> (e)	<u>Gal. or</u> <u>MCF</u> <u>Purchased</u> (f)	<u>BTU Per</u> <u>Unit</u> (g)	<u>Delivered</u> <u>Cost (\$)</u> (h)	<u>Cents</u> <u>Per</u> <u>MMBtu</u> (i)	<u>%</u> <u>Sulfur</u> (j)
<u>Oil</u>									
Key Oil Company	D	J11015	T	EW Brown Steam	195,362		608,650.32	2,225.36	-
Heritage Petroleum	D	J11011	T	Ghent	208,243		600,343.78	2,059.21	-
Petroleum Traders Corporation	D	J11007	T	Green River	22,334		65,954.55	2,109.36	-
LG&E	U	-	T	Trimble County	5,269		16,163.42	2,191.15	-
Total Oil					431,208	140,000/Gal	1,291,112.07		
<u>Natural Gas</u>									
LG&E	U	-	P	Trimble County	2,097		561,731.15	26,139.19	-
LG&E	U	-	P	Paddy's Run	-		48,020.78	-	-
Kentucky Utilities	U	-	P	Haefling	(127) (1)		942.40	(724.92) (1)	-
Kentucky Utilities	U	-	P	EW Brown CTs	48,537		177,440.11	356.66	-
Total Natural Gas					50,507	1.025 MMBTU/MCF	788,134.44		

n

(1) Negative purchases due to true-up of prior month adjustment and no current month purchases.

(b) Designated by Symbol
P = Producer
B = Broker
D = Distributor
U = Utility

(c) POCN = Purchase Order or
Contract Number

(d) MT = Mode of Transportation
Designated by Symbol
R = Rail
B = Barge
T = Truck
P = Pipeline

(j) % of Sulfur in fuel oil
is unavailable

Kentucky Utilities
Analysis Of Coal Purchased for Fuel Clause Backup
Nov - 2011

Station & Supplier	PBDU	POCN	MT	Mine Type	Coal Dist#	State code	Tons Purchased	BTU Per Lb.	No. MMBTU Per Ton	F.O.B. Mine		Transportation Cost		Delivered Cost				
										\$ Per Ton	¢ Per MMBTU	\$ Per Ton	¢ Per MMBTU	\$ Per Ton	¢ Per MMBTU	% Sulfur	% Ash	% H2O
(a)	(b)	(c)	(d)				(e)	(f)	(g)	(h)	(i)	(j)	(k)	(l)	(m)	(n)	(o)	(p)
E.W. Brown																		
E.W. Brown Low Sulfur Coal																		
Long Term Contract																		
Trinity Coal Marketing LLC	P	K05109	R	S		8 KY	84,042.62	11,912	23.823	59.59	250.15	16.71	70.13	76.30	320.28	1.97	12.04	7.35
		Total Long Term					84,042.62	11,912	23.823	59.59	250.15	16.71	70.13	76.30	320.28	1.97	12.04	7.35
Total E.W. Brown							84,042.62	11,912	23.823	59.59	250.15	16.71	70.13	76.30	320.28	1.97	12.04	7.35

(b) Designated by symbol
P= Producer D= Distributor
B= Broker U-Utility

(c) POCN = Purchase Order
or Contract Number

(d) MT = Mode of Transportation1
Designated by Symbol
R = Rail T = Truck B = Barge P = Pipeline

Kentucky Utilities
Analysis Of Coal Purchased for Fuel Clause Backup
Nov - 2011

Station & Supplier	PBDU	POCN	MT	Mine Type	Coal Dist#	State code	Tons Purchased	BTU Per Lb.	No. MMBTU Per Ton	F.O.B. Mine		Transportation Cost		Delivered Cost				
										\$ Per Ton	¢ Per MMBTU	\$ Per Ton	¢ Per MMBTU	\$ Per Ton	¢ Per MMBTU	% Sulfur	% Ash	% H2O
(a)	(b)	(c)	(d)				(e)	(f)	(g)	(h)	(i)	(j)	(k)	(l)	(m)	(n)	(o)	(p)
Ghent																		
Ghent High Sulfur Coal																		
Long Term Contract																		
Alliance Coal LLC	P	J09002	B	U	9	KY	147,232.10	11,493	22.986	48.89	212.69	5.17	22.49	54.06	235.18	2.99	8.03	12.35
Armstrong Coal Company	P	J07032	B	S	9	KY	12,730.20	11,304	22.607	29.78	131.74	6.00	26.54	35.78	158.28	3.27	9.60	11.95
Armstrong Coal Company	P	J10009	B	S	9	KY	20,853.40	11,308	22.616	46.79	206.88	6.00	26.53	52.79	233.41	3.18	9.40	12.15
COALSALES LLC	P	LGE06012/KUF06118	B	S	11	IN	59,160.00	10,976	21.953	47.51	216.42	4.16	18.97	51.67	235.39	3.22	9.57	14.41
CONSOL Energy Inc.	P	J10008	B	U	6	WV	97,671.00	12,189	24.378	54.45	223.36	5.69	23.34	60.14	246.70	3.89	11.56	6.21
Oxford Mining Company - Kentucky LLC	P	J07003 B	B	S	4	OH	15,128.35	11,762	23.524	35.89	152.58	5.69	24.18	41.58	176.76	3.18	12.73	6.40
Oxford Mining Company - Kentucky LLC	P	J07003 B	B	S/U	9	KY	10,856.20	11,288	22.577	35.89	158.97	6.00	26.58	41.89	185.55	3.42	11.44	10.73
Patriot Coal Corporation	P	J07037	B	U	9	KY	3,159.30	11,013	22.026	31.55	143.25	4.78	21.70	36.33	164.95	2.93	9.54	13.66
Patriot Coal Corporation	P	J10002	B	U	9	KY	20,685.60	11,018	22.036	48.28	219.12	4.78	21.69	53.06	240.81	2.98	9.56	13.67
Patriot Coal Corporation	P	J10010	B	U	9	KY	23,571.80	11,077	22.154	45.22	204.09	4.78	21.58	50.00	225.67	2.95	9.45	13.45
Rhino Energy LLC	P	J08028	B	S	4	OH	44,095.65	11,216	22.431	53.03	236.41	4.57	20.37	57.60	256.78	3.28	11.06	9.98
The American Coal Company	P	J10005	B	U	10	IL	60,665.20	12,000	23.999	47.03	195.96	5.24	21.83	52.27	217.79	2.49	8.15	10.14
Western Kentucky Minerals Inc.	P	J10001	B	S	9	KY	7,884.00	11,278	22.556	73.48	325.76	4.02	17.82	77.50	343.58	3.12	9.24	13.09
Total Long Term							523,692.80	11,548	23.096	48.79	211.24	5.14	22.27	53.93	233.51	3.18	9.58	10.88
Spot Contract																		
Arch Coal Sales Company Inc.	P	J11026	B	S/U	8	WV	11,740.97	9,085	18.170	34.56	190.22	3.47	19.09	38.03	209.31	0.41	31.34	6.31
Cumberland Elkhorn Coal & Coke	B	K11031	B	S	8	KY	9,462.30	11,543	23.086	76.21	330.13	3.71	16.07	79.92	346.20	1.72	11.81	9.02
Total Spot							21,203.27	10,182	20.364	53.15	261.00	3.58	17.57	56.73	278.57	1.00	22.62	7.52
Total Ghent							544,896.07	11,495	22.989	48.96	212.96	5.08	22.10	54.04	235.06	3.09	10.09	10.75

(b) Designated by symbol
P= Producer D= Distributor
B= Broker U=Utility

(c) POCN = Purchase Order
or Contract Number

(d) MT = Mode of Transportation2
Designated by Symbol
R = Rail T = Truck B = Barge P = Pipeline

Kentucky Utilities
Analysis Of Coal Purchased for Fuel Clause Backup
Nov - 2011

Station & Supplier	PBDU	POCN	MT	Mine Type	Coal Dist#	State code	Tons Purchased	BTU Per Lb.	No. MMBTU Per Ton	F.O.B. Mine		Transportation Cost		Delivered Cost				
										\$ Per Ton	¢ Per MMBTU	\$ Per Ton	¢ Per MMBTU	\$ Per Ton	¢ Per MMBTU	% Sulfur	% Ash	% H2O
(a)	(b)	(c)	(d)				(e)	(f)	(g)	(h)	(i)	(j)	(k)	(l)	(m)	(n)	(o)	(p)
Green River																		
Green River Mid Sulfur Coal																		
Long Term Contract																		
Armstrong Coal Company	P	K11002	T	U	9	KY	10,691.01	11,501	23.001	56.72	246.61	0.00	0.00	56.72	246.61	2.49	8.66	12.16
Patriot Coal Corporation	P	K11001	T	U	9	KY	16,336.55	12,774	25.548	65.22	255.28	0.00	0.00	65.22	255.28	2.51	9.12	6.10
Total Long Term							27,027.56	12,270	24.541	61.86	252.06	0.00	0.00	61.86	252.06	2.50	8.94	8.50
Total Green River							27,027.56	12,270	24.541	61.86	252.06	0.00	0.00	61.86	252.06	2.50	8.94	8.50

(b) Designated by symbol
P= Producer D= Distributor
B= Broker U-Utility

(c) POCN = Purchase Order
or Contract Number

(d) MT = Mode of Transportation3
Designated by Symbol
R = Rail T = Truck B = Barge P = Pipeline

Kentucky Utilities
Analysis Of Coal Purchased for Fuel Clause Backup
Nov - 2011

Station & Supplier	PBDU	POCN	MT	Mine Type	Coal Dist#	State code	Tons Purchased	BTU Per Lb.	No. MMBTU Per Ton	F.O.B. Mine		Transportation Cost		Delivered Cost					
										\$ Per Ton	¢ Per MMBTU	\$ Per Ton	¢ Per MMBTU	\$ Per Ton	¢ Per MMBTU	% Sulfur	% Ash	% H2O	
(a)	(b)	(c)	(d)				(e)	(f)	(g)	(h)	(i)	(j)	(k)	(l)	(m)	(n)	(o)	(p)	
Trimble County / KU																			
Trimble County / KU PRB Coal																			
Spot Contract																			
Peabody COALTRADE LLC	B	J11017	B	S	19	WY	59,799.40	8,829	17.658	41.39	234.42	5.07	28.71	46.46	263.13	0.33	5.25	27.41	
							Total Spot	59,799.40	8,829	17.658	41.39	234.42	5.07	28.71	46.46	263.13	0.33	5.25	27.41
Total Trimble County / KU							59,799.40	8,829	17.658	41.39	234.42	5.07	28.71	46.46	263.13	0.33	5.25	27.41	
Total Kentucky Utilities							715,765.65	11,350	22.700	50.06	220.53	6.26	27.55	56.32	248.08	2.71	9.87	11.66	

(b) Designated by symbol
P= Producer D= Distributor
B= Broker U-Utility

(c) POCN = Purchase Order
or Contract Number

(d) MT = Mode of Transportation
Designated by Symbol
R = Rail T = Truck B = Barge P = Pipeline

**KENTUCKY UTILITIES COMPANY
ANALYSIS OF OTHER FUEL PURCHASES
For the Month of: November 2011**

<u>Fuel & Supplier</u> (a)	<u>P</u> (b)	<u>P</u> (c)	<u>M</u> (d)	<u>Station</u> <u>Name</u> (e)	<u>Gal. or</u> <u>MCF</u> <u>Purchased</u> (f)	<u>BTU Per</u> <u>Unit</u> (g)	<u>Delivered</u> <u>Cost (\$)</u> (h)	<u>Cents</u> <u>Per</u> <u>MMBtu</u> (i)	<u>%</u> <u>Sulfur</u> (j)	<u>Not</u> <u>Reported</u> <u>BTU</u>
<u>Oil</u>										
Petroleum Traders	D	J11007	T	Green River	29,690		98,368.92	2,366.57	-	4,156.60
LG&E	U	-	T	Trimble County	110,750		356,289.50	2,297.89	-	15,505.07
Total Oil					<u>140,440</u>	140,000/Gal	<u>454,658.42</u>			
<u>Natural Gas</u>										
LG&E	U	-	P	Trimble County	76,174		1,337,417.38	1,712.88	-	78,080.00
LG&E	U	-	P	Paddy's Run	5		33,163.58	646,463.55	-	5.13
Kentucky Utilities	U	-	P	Haefling	2,992		21,325.29	695.31	-	3,067.00
Kentucky Utilities	U	-	P	EW Brown CTs	13,765		44,509.70	315.47	-	14,109.00
Total Natural Gas					<u>92,936</u>	1.025 MMBTU/MCF	<u>1,436,415.95</u>			

(b) Designated by Symbol
P = Producer
B = Broker
D = Distributor
U = Utility

(c) POCN = Purchase Order or
Contract Number

(d) MT = Mode of Transportation
Designated by Symbol
R = Rail
B = Barge
T = Truck
P = Pipeline

(j) % of Sulfur in fuel oil
is unavailable

Kentucky Utilities
Analysis Of Coal Purchased for Fuel Clause Backup
Dec - 2011

Station & Supplier	PBDU	POCN	MT	Mine Type	Coal Dist#	State code	Tons Purchased	BTU Per Lb.	No. MMBTU Per Ton	F.O.B. Mine		Transportation Cost		Delivered Cost				
										\$ Per Ton	¢ Per MMBTU	\$ Per Ton	¢ Per MMBTU	\$ Per Ton	¢ Per MMBTU	% Sulfur	% Ash	% H2O
(a)	(b)	(c)	(d)				(e)	(f)	(g)	(h)	(i)	(j)	(k)	(l)	(m)	(n)	(o)	(p)
E.W. Brown																		
E.W. Brown Low Sulfur Coal																		
Long Term Contract																		
Trinity Coal Marketing LLC	P	K05109	R	S	8	KY	42,162.75	11,881	23.762	60.17	253.24	16.75	70.50	76.92	323.74	1.98	12.43	7.19
							42,162.75	11,881	23.762	60.17	253.24	16.75	70.50	76.92	323.74	1.98	12.43	7.19
Total E.W. Brown							42,162.75	11,881	23.762	60.17	253.24	16.75	70.50	76.92	323.74	1.98	12.43	7.19

(b) Designated by symbol
P= Producer D= Distributor
B= Broker U-Utility

(c) POCN = Purchase Order
or Contract Number

(d) MT = Mode of Transportation1
Designated by Symbol
R = Rail T = Truck B = Barge P = Pipeline

Kentucky Utilities
Analysis Of Coal Purchased for Fuel Clause Backup
Dec - 2011

Station & Supplier	PBDU	POCN	MT	Mine Type	Coal Dist#	State code	Tons Purchased	BTU Per Lb.	No. MMBTU Per Ton	F.O.B. Mine		Transportation Cost		Delivered Cost				
										\$ Per Ton	¢ Per MMBTU	\$ Per Ton	¢ Per MMBTU	\$ Per Ton	¢ Per MMBTU	% Sulfur	% Ash	% H2O
(a)	(b)	(c)	(d)				(e)	(f)	(g)	(h)	(i)	(j)	(k)	(l)	(m)	(n)	(o)	(p)
Ghent																		
Ghent High Sulfur Coal																		
Long Term Contract																		
Alliance Coal LLC	P	J09002	B	U	9	KY	91,632.90	11,477	22.954	48.85	212.82	5.17	22.53	54.02	235.35	3.00	8.12	12.36
Armstrong Coal Company	P	J07032	B	S	9	KY	32,103.80	11,150	22.300	29.91	134.12	6.00	26.90	35.91	161.02	3.27	9.71	12.80
Armstrong Coal Company	P	J10009	B	S	9	KY	37,057.80	11,177	22.354	45.68	204.36	6.00	26.84	51.68	231.20	3.34	9.86	12.50
COALSALES LLC	P	LGE06012/KUF06118	B	S	11	IN	22,020.00	10,975	21.949	47.28	215.42	4.19	19.09	51.47	234.51	3.39	9.09	14.76
CONSOL Energy Inc.	P	J10008	B	U	6	WV	117,433.00	12,193	24.386	54.47	223.36	5.69	23.33	60.16	246.69	3.67	11.34	6.42
Oxford Mining Company - Kentucky LLC	P	J07003 B	B	S	4	OH	10,174.45	11,591	23.183	35.57	153.43	5.69	24.54	41.26	177.97	3.39	13.77	6.34
Oxford Mining Company - Kentucky LLC	P	J07003 B	B	S/U	9	KY	6,220.00	11,176	22.352	35.57	159.13	6.00	26.85	41.57	185.98	3.45	10.75	12.23
Patriot Coal Corporation	P	J10002	B	U	9	KY	11,037.90	10,922	21.843	47.86	219.12	4.78	21.88	52.64	241.00	3.03	9.58	14.26
Patriot Coal Corporation	P	J10010	B	U	9	KY	27,155.90	10,920	21.841	44.58	204.09	4.78	21.89	49.36	225.98	2.95	9.42	14.40
Rhino Energy LLC	P	J08028	B	S	4	OH	29,928.01	11,372	22.744	53.77	236.41	4.57	20.09	58.34	256.50	3.35	9.97	9.66
The American Coal Company	P	J10005	B	U	10	IL	46,557.50	11,664	23.327	46.65	200.00	5.24	22.46	51.89	222.46	2.48	8.17	12.36
Trinity Coal Marketing LLC	P	K05109	B/R	S	8	KY	17,918.72	11,931	23.861	60.17	252.18	19.42	81.39	79.59	333.57	1.95	12.05	7.26
Western Kentucky Minerals Inc.	P	J10001	B	S	9	KY	3,219.50	11,132	22.264	72.93	327.58	4.02	18.05	76.95	345.63	3.19	9.52	14.00
Total Long Term							452,459.48	11,570	23.140	48.59	209.97	5.89	25.49	54.48	235.46	3.18	9.83	10.64
Spot Contract																		
Arch Coal Sales Company Inc.	P	J11026	B	S/U	8	WV	13,935.66	8,940	17.879	34.01	190.22	3.47	19.41	37.48	209.63	0.40	32.55	6.19
Cumberland Elkhorn Coal & Coke	B	K11031	B	S	8	KY	9,434.10	11,546	23.093	76.24	330.13	3.71	16.07	79.95	346.20	1.77	12.96	8.40
Total Spot							23,369.76	9,992	19.984	51.06	255.49	3.56	17.84	54.62	273.33	0.95	24.64	7.09
Total Ghent							475,829.24	11,492	22.985	48.71	211.91	5.78	25.16	54.49	237.07	3.07	10.56	10.47

(b) Designated by symbol
P= Producer D= Distributor
B= Broker U=Utility

(c) POCN = Purchase Order
or Contract Number

(d) MT = Mode of Transportation2
Designated by Symbol
R = Rail T = Truck B = Barge P = Pipeline

Kentucky Utilities
Analysis Of Coal Purchased for Fuel Clause Backup
Dec - 2011

Station & Supplier	PBDU	POCN	MT	Mine Type	Coal Dist#	State code	Tons Purchased	BTU Per Lb.	No. MMBTU Per Ton	F.O.B. Mine		Transportation Cost		Delivered Cost					
										\$ Per Ton	¢ Per MMBTU	\$ Per Ton	¢ Per MMBTU	\$ Per Ton	¢ Per MMBTU	% Sulfur	% Ash	% H2O	
(a)	(b)	(c)	(d)				(e)	(f)	(g)	(h)	(i)	(j)	(k)	(l)	(m)	(n)	(o)	(p)	
Green River																			
Green River Mid Sulfur Coal																			
Long Term Contract																			
Armstrong Coal Company	P	K11002	T	U	9	KY	10,092.83	11,439	22.879	56.11	245.25	0.00	0.00	56.11	245.25	2.57	9.12	11.95	
Patriot Coal Corporation	P	K11001	T	U	9	KY	16,153.97	12,740	25.480	65.15	255.68	0.00	0.00	65.15	255.68	2.48	9.22	5.92	
							Total Long Term	26,246.80	12,240	24.480	61.67	251.93	0.00	0.00	61.67	251.93	2.51	9.19	8.24
Total Green River							26,246.80	12,240	24.480	61.67	251.93	0.00	0.00	61.67	251.93	2.51	9.19	8.24	

(b) Designated by symbol
P= Producer D= Distributor
B= Broker U-Utility

(c) POCN = Purchase Order
or Contract Number

(d) MT = Mode of Transportation3
Designated by Symbol
R = Rail T = Truck B = Barge P = Pipeline

Kentucky Utilities
Analysis Of Coal Purchased for Fuel Clause Backup
Dec - 2011

Station & Supplier	PBDU	POCN	MT	Mine Type	Coal Dist#	State code	Tons Purchased	BTU Per Lb.	No. MMBTU Per Ton	F.O.B. Mine		Transportation Cost		Delivered Cost				
										\$ Per Ton	¢ Per MMBTU	\$ Per Ton	¢ Per MMBTU	\$ Per Ton	¢ Per MMBTU	% Sulfur	% Ash	% H2O
(a)	(b)	(c)	(d)				(e)	(f)	(g)	(h)	(i)	(j)	(k)	(l)	(m)	(n)	(o)	(p)
Trimble County / KU																		
Trimble County / KU PRB Coal																		
Spot Contract																		
Peabody COALTRADE LLC	B	J11017	B	S	19	WY	76,980.00	8,841	17.682	41.42	234.22	5.07	28.67	46.49	262.89	0.24	5.09	27.29
		Total Spot					76,980.00	8,841	17.682	41.42	234.22	5.07	28.67	46.49	262.89	0.24	5.09	27.29
Total Trimble County / KU							76,980.00	8,841	17.682	41.42	234.22	5.07	28.67	46.49	262.89	0.24	5.09	27.29
Total Kentucky Utilities							621,218.79	11,222	22.444	49.13	218.90	6.19	27.61	55.32	246.51	2.62	9.95	12.23

(b) Designated by symbol
P= Producer D= Distributor
B= Broker U-Utility

(c) POCN = Purchase Order
or Contract Number

(d) MT = Mode of Transportation
Designated by Symbol
R = Rail T = Truck B = Barge P = Pipeline

**KENTUCKY UTILITIES COMPANY
ANALYSIS OF OTHER FUEL PURCHASES
For the Month of: December 2011**

<u>Fuel & Supplier</u> (a)	<u>P</u> (b)	<u>P</u> (c)	<u>M</u> (d)	<u>Station</u> <u>Name</u> (e)	<u>Gal. or</u> <u>MCF</u> <u>Purchased</u> (f)	<u>BTU Per</u> <u>Unit</u> (g)	<u>Delivered</u> <u>Cost (\$)</u> (h)	<u>Cents</u> <u>Per</u> <u>MMBtu</u> (i)	<u>%</u> <u>Sulfur</u> (j)	<u>Not</u> <u>Reported</u> <u>BTU</u>
<u>Oil</u>										
Key Oil Company	D	J11015	T	EW Brown Steam	252,318		788,216.26	2,231.36	-	35,324.52
Petroleum Traders	D	J11007	T	Green River	21,886		63,403.76	2,069.29	-	3,064.04
LG&E	U	-	T	Trimble County	84,703		261,538.53	2,205.50	-	11,858.46
Total Oil					358,907	140,000/Gal	1,113,158.55			
<u>Natural Gas</u>										
LG&E	U	-	P	Trimble County	8,783		812,986.98	9,031.18	-	9,002.00
LG&E	U	-	P	Paddy's Run	4		346.08	8,440.98	-	4.10
Kentucky Utilities	U	-	P	Haefling	387		3,025.52	762.10	-	397.00
Kentucky Utilities	U	-	P	EW Brown CTs	(417) (1)		(1,647.52) (1)	384.93	-	(428.00) (1)
Total Natural Gas					8,757	1.025 MMBTU/MCF	814,711.06			

(1) Negative MCF and Delivered Cost are due to no purchases.

(b) Designated by Symbol
P = Producer
B = Broker
D = Distributor
U = Utility

(c) POCN = Purchase Order or
Contract Number

(d) MT = Mode of Transportation
Designated by Symbol
R = Rail
B = Barge
T = Truck
P = Pipeline

(j) % of Sulfur in fuel oil
is unavailable

Kentucky Utilities
Analysis Of Coal Purchased for Fuel Clause Backup
Jan - 2012

Station & Supplier	PBDU	POCN	MT	Mine Type	Coal Dist#	State code	Tons Purchased	BTU Per Lb.	No. MMBTU Per Ton	F.O.B. Mine		Transportation Cost		Delivered Cost				
										\$ Per Ton	¢ Per MMBTU	\$ Per Ton	¢ Per MMBTU	\$ Per Ton	¢ Per MMBTU	% Sulfur	% Ash	% H2O
(a)	(b)	(c)	(d)				(e)	(f)	(g)	(h)	(i)	(j)	(k)	(l)	(m)	(n)	(o)	(p)
E.W. Brown																		
E.W. Brown High Sulfur Coal																		
Long Term Contract																		
COALSALES LLC	P	J12011	R	S	11	IN	21,007.70	11,077	22.153	47.07	212.49	18.76	84.67	65.83	297.16	3.37	9.41	14.21
Solar Sources Inc	P	J12010	R	S	11	IN	10,233.40	11,250	22.500	51.51	228.94	17.53	77.92	69.04	306.86	2.46	7.05	16.31
Triad Mining Inc	P	J12009	R	S	11	IN	31,132.10	11,422	22.844	46.04	201.54	17.42	76.24	63.46	277.78	3.51	7.85	13.44
Trinity Coal Marketing LLC	P	K05109	R	S	8	KY	10,323.73	11,995	23.990	60.94	254.03	25.30	105.46	86.24	359.49	1.81	12.74	6.15
Total Long Term							72,696.93	11,379	22.759	49.23	216.29	18.93	83.22	68.16	299.51	3.08	8.88	13.03
Total E.W. Brown							72,696.93	11,379	22.759	49.23	216.29	18.93	83.22	68.16	299.51	3.08	8.88	13.03

(b) Designated by symbol
P= Producer D= Distributor
B= Broker U-Utility

(c) POCN = Purchase Order
or Contract Number

(d) MT = Mode of Transportation1
Designated by Symbol
R = Rail T = Truck B = Barge P = Pipeline

Kentucky Utilities
Analysis Of Coal Purchased for Fuel Clause Backup
Jan - 2012

Station & Supplier	PBDU	POCN	MT	Mine Type	Coal Dist#	State code	Tons Purchased	BTU Per Lb.	No. MMBTU Per Ton	F.O.B. Mine		Transportation Cost		Delivered Cost				
										\$ Per Ton	¢ Per MMBTU	\$ Per Ton	¢ Per MMBTU	\$ Per Ton	¢ Per MMBTU	% Sulfur	% Ash	% H2O
(a)	(b)	(c)	(d)				(e)	(f)	(g)	(h)	(i)	(j)	(k)	(l)	(m)	(n)	(o)	(p)
Ghent																		
Ghent High Sulfur Coal																		
Long Term Contract																		
Alliance Coal LLC	P	J09002	B	U	9	KY	64,735.00	11,523	23.046	49.23	213.62	5.13	22.26	54.36	235.88	3.04	8.14	12.03
Armstrong Coal Company	P	J07032	B	S	9	KY	78,866.40	11,251	22.502	30.07	133.64	5.93	26.35	36.00	159.99	3.00	9.65	12.36
Armstrong Coal Company	P	J10009	B	S	9	KY	51,348.50	11,323	22.645	46.36	204.72	5.92	26.16	52.28	230.88	3.05	9.08	12.40
COALSALES LLC	P	LGE06012/KUF06118	B	S	11	IN	6,450.00	11,004	22.007	47.51	215.88	4.19	19.03	51.70	234.91	3.40	9.42	14.20
COALSALES LLC	P	J12011	B	S	11	IN	18,670.00	11,138	22.277	52.29	234.72	4.02	18.06	56.31	252.78	3.34	9.42	13.54
CONSOL Energy Inc.	P	J10008	B	U	6	WV	55,747.00	12,341	24.682	55.13	223.36	5.64	22.85	60.77	246.21	3.73	11.24	5.65
Oxford Mining Company - Kentucky LLC	P	J07003 B	B	S	4	OH	6,674.80	11,657	23.315	35.52	152.34	5.63	24.14	41.15	176.48	3.27	13.07	6.68
Oxford Mining Company - Kentucky LLC	P	J07003 B	B	S/U	9	KY	4,663.70	11,212	22.424	35.52	158.39	5.87	26.17	41.39	184.56	3.50	11.48	10.97
Oxford Mining Company - Kentucky LLC	P	J12003	B	S	9	KY	1,559.60	11,158	22.316	49.89	223.54	5.87	26.31	55.76	249.85	3.38	12.19	10.70
Oxford Mining Company - Kentucky LLC	P	J12003	B	S	4	OH	5,176.95	11,736	23.472	49.89	212.54	5.57	23.73	55.46	236.27	3.21	12.43	6.77
Patriot Coal Corporation	P	J10002	B	U	9	KY	9,434.70	11,014	22.029	48.27	219.12	4.78	21.70	53.05	240.82	3.04	9.30	13.69
Patriot Coal Corporation	P	J10010	B	U	9	KY	9,430.40	10,962	21.923	44.74	204.09	4.78	21.81	49.52	225.90	3.00	9.32	14.08
Patriot Coal Corporation	P	J12001	B	U	9	KY	24,099.20	11,464	22.929	49.35	215.22	4.81	20.98	54.16	236.20	2.98	8.56	12.42
Patriot Coal Corporation	P	J12001	B	U	9	KY	31,870.00	10,983	21.966	46.82	213.13	4.68	21.31	51.50	234.44	2.95	9.54	13.99
Rhino Energy LLC	P	J08028	B	S	4	OH	24,127.99	11,276	22.551	53.98	239.36	4.52	20.04	58.50	259.40	3.46	10.78	9.61
The American Coal Company	P	J10005	B	U	10	IL	11,299.70	11,843	23.685	46.54	196.49	5.24	22.12	51.78	218.61	2.49	8.68	10.58
Trinity Coal Marketing LLC	P	K05109	B/R	S	8	KY	11,208.91	12,005	24.010	60.17	250.62	19.28	80.28	79.45	330.90	1.62	11.72	7.01
Western Kentucky Minerals Inc.	P	J10001	B	S	9	KY	12,713.50	11,057	22.114	72.17	326.33	3.94	17.82	76.11	344.15	3.12	9.32	14.37
Total Long Term							428,076.35	11,457	22.914	46.75	204.03	5.64	24.60	52.39	228.63	3.12	9.66	11.25
Spot Contract																		
Arch Coal Sales Company Inc.	P	J11026	B	S/U	8	WV	9,290.14	9,097	18.194	34.61	190.22	3.47	19.07	38.08	209.29	0.45	31.76	5.83
Arch Coal Sales Company Inc.	P	J12016	B	S/U	8	WV	3,189.60	8,865	17.730	35.95	202.78	3.39	19.12	39.34	221.90	0.37	31.91	6.60
Cumberland Elkhorn Coal & Coke	B	K11031	B	S	8	KY	1,585.40	11,488	22.976	75.85	330.13	3.71	16.15	79.56	346.28	1.55	11.94	9.58
Patriot Coal Corporation	P	J12012	B	U	9	KY	12,663.30	11,039	22.078	49.42	223.86	4.68	21.20	54.10	245.06	3.01	9.25	13.87
Total Spot							26,728.44	10,131	20.262	44.23	218.31	4.05	19.98	48.28	238.29	1.72	19.94	9.95
Total Ghent							454,804.79	11,379	22.758	46.60	204.77	5.55	24.36	52.15	229.13	3.04	10.27	11.18

Attachment to Response to Question No. 9(a)

Page 47 of 60

Scott/Pfeiffer

(b) Designated by symbol
P= Producer D= Distributor
B= Broker U=Utility

(c) POCN = Purchase Order
or Contract Number

(d) MT = Mode of Transportation2
Designated by Symbol

R = Rail T = Truck B = Barge P = Pipeline

Kentucky Utilities
Analysis Of Coal Purchased for Fuel Clause Backup
Jan - 2012

Station & Supplier	PBDU	POCN	MT	Mine Type	Coal Dist#	State code	Tons Purchased	BTU Per Lb.	No. MMBTU Per Ton	F.O.B. Mine		Transportation Cost		Delivered Cost				
										\$ Per Ton	¢ Per MMBTU	\$ Per Ton	¢ Per MMBTU	\$ Per Ton	¢ Per MMBTU	% Sulfur	% Ash	% H2O
(a)	(b)	(c)	(d)				(e)	(f)	(g)	(h)	(i)	(j)	(k)	(l)	(m)	(n)	(o)	(p)
Green River																		
Green River Mid Sulfur Coal																		
Long Term Contract																		
Armstrong Coal Company	P	K11002	T	U	9	KY	26,243.97	11,496	22.993	58.02	252.32	0.00	0.00	58.02	252.32	2.35	8.46	12.16
Patriot Coal Corporation	P	K11001	T	U	9	KY	10,595.77	12,639	25.279	64.56	255.40	0.00	0.00	64.56	255.40	2.58	9.22	6.73
Total Long Term							36,839.74	11,825	23.650	59.90	253.27	0.00	0.00	59.90	253.27	2.42	8.68	10.60
Total Green River							36,839.74	11,825	23.650	59.90	253.27	0.00	0.00	59.90	253.27	2.42	8.68	10.60

(b) Designated by symbol
P= Producer D= Distributor
B= Broker U-Utility

(c) POCN = Purchase Order
or Contract Number

(d) MT = Mode of Transportation3
Designated by Symbol
R = Rail T = Truck B = Barge P = Pipeline

Kentucky Utilities
Analysis Of Coal Purchased for Fuel Clause Backup
Jan - 2012

Station & Supplier	PBDU	POCN	MT	Mine Type	Coal Dist#	State code	Tons Purchased	BTU Per Lb.	No. MMBTU Per Ton	F.O.B. Mine		Transportation Cost		Delivered Cost				
										\$ Per Ton	¢ Per MMBTU	\$ Per Ton	¢ Per MMBTU	\$ Per Ton	¢ Per MMBTU	% Sulfur	% Ash	% H2O
(a)	(b)	(c)	(d)				(e)	(f)	(g)	(h)	(i)	(j)	(k)	(l)	(m)	(n)	(o)	(p)
Trimble County / KU																		
Trimble County / KU PRB Coal																		
Spot Contract																		
Peabody COALTRADE LLC	B	J11017	B	S	19	WY	16,569.65	8,796	17.592	41.35	235.03	5.07	28.82	46.42	263.85	0.29	5.65	27.09
Peabody COALTRADE LLC	B	J11017	B	S	19	WY	16,362.00	8,841	17.682	41.42	234.22	5.07	28.68	46.49	262.90	0.23	5.54	26.25
Peabody COALTRADE LLC	B	J12008	B	S	19	WY	32,663.75	8,934	17.867	42.71	239.02	4.97	27.82	47.68	266.84	0.24	4.83	26.67
Total Spot							65,595.40	8,876	17.752	42.04	236.83	5.02	28.28	47.06	265.11	0.25	5.22	26.67
Total Trimble County / KU							65,595.40	8,876	17.752	42.04	236.83	5.02	28.28	47.06	265.11	0.25	5.22	26.67
Total Kentucky Utilities							629,936.86	11,144	22.289	47.21	211.80	6.71	30.11	53.92	241.91	2.71	9.49	12.97

(b) Designated by symbol
P= Producer D= Distributor
B= Broker U-Utility

(c) POCN = Purchase Order
or Contract Number

(d) MT = Mode of Transportation
Designated by Symbol
R = Rail T = Truck B = Barge P = Pipeline

**KENTUCKY UTILITIES COMPANY
ANALYSIS OF OTHER FUEL PURCHASES
For the Month of: January 2012**

<u>Fuel & Supplier</u> (a)	P B D <u>U</u> (b)	P 0 C <u>N</u> (c)	M <u>T</u> (d)	Station <u>Name</u> (e)	Gal. or MCF <u>Purchased</u> (f)	BTU Per <u>Unit</u> (g)	Delivered <u>Cost (\$)</u> (h)	Cents Per <u>MMBtu</u> (i)	% <u>Sulfur</u> (j)	Not Reported BTU
<u>Oil</u>										
Key Oil Company	D	J12021	T	Green River	22,715		69,485.19	2,185.00	-	3,180.10
LG&E	U	-	T	Trimble County	109,305		335,939.10	2,195.28	-	15,302.76
Total Oil					<u>132,020</u>	140,000/Gal	<u>405,424.29</u>			
<u>Natural Gas</u>										
LG&E	U	-	P	Trimble County	45,211		1,303,356.27	2,812.53	-	46,341.00
LG&E	U	-	P	Paddy's Run	-		(12.69)	-	-	-
Kentucky Utilities	U	-	P	Haefling	460		3,579.00	759.87	-	471.00
Kentucky Utilities	U	-	P	EW Brown CTs	50,905 (1)		143,805.62 (1)	275.61	-	52,178.00 (1)
Total Natural Gas					<u>96,576</u>	1.025 MMBTU/MCF	<u>1,450,728.20</u>			

(1) Negative MCF and Delivered Cost are due to no purchases.

(b) Designated by Symbol
P = Producer
B = Broker
D = Distributor
U = Utility

(c) POCN = Purchase Order or
Contract Number

(d) MT = Mode of Transportation
Designated by Symbol
R = Rail
B = Barge
T = Truck
P = Pipeline

(j) % of Sulfur in fuel oil
is unavailable

Kentucky Utilities
Analysis Of Coal Purchased for Fuel Clause Backup
Feb - 2012

Station & Supplier	PBDU	POCN	MT	Mine Type	Coal Dist#	State code	Tons Purchased	BTU Per Lb.	No. MMBTU Per Ton	F.O.B. Mine		Transportation Cost		Delivered Cost				
										\$ Per Ton	¢ Per MMBTU	\$ Per Ton	¢ Per MMBTU	\$ Per Ton	¢ Per MMBTU	% Sulfur	% Ash	% H2O
(a)	(b)	(c)	(d)				(e)	(f)	(g)	(h)	(i)	(j)	(k)	(l)	(m)	(n)	(o)	(p)
E.W. Brown																		
E.W. Brown High Sulfur Coal																		
Long Term Contract																		
Solar Sources Inc	P	J12010	R	S	11	IN	10,111.70	11,344	22.688	51.51	227.04	17.12	75.46	68.63	302.50	2.63	7.02	15.76
							10,111.70	11,344	22.688	51.51	227.04	17.12	75.46	68.63	302.50	2.63	7.02	15.76
Total E.W. Brown							10,111.70	11,344	22.688	51.51	227.04	17.12	75.46	68.63	302.50	2.63	7.02	15.76

(b) Designated by symbol
P= Producer D= Distributor
B= Broker U-Utility

(c) POCN = Purchase Order
or Contract Number

(d) MT = Mode of Transportation1
Designated by Symbol
R = Rail T = Truck B = Barge P = Pipeline

Kentucky Utilities
Analysis Of Coal Purchased for Fuel Clause Backup
Feb - 2012

Station & Supplier	PBDU	POCN	MT	Mine Type	Coal Dist#	State code	Tons Purchased	BTU Per Lb.	No. MMBTU Per Ton	F.O.B. Mine		Transportation Cost		Delivered Cost				
										\$ Per Ton	¢ Per MMBTU	\$ Per Ton	¢ Per MMBTU	\$ Per Ton	¢ Per MMBTU	% Sulfur	% Ash	% H2O
(a)	(b)	(c)	(d)				(e)	(f)	(g)	(h)	(i)	(j)	(k)	(l)	(m)	(n)	(o)	(p)
Ghent																		
Ghent High Sulfur Coal																		
Long Term Contract																		
Alliance Coal LLC	P	J09002	B	U	9	KY	12,639.40	11,578	23.156	49.53	213.91	5.11	22.07	54.64	235.98	3.03	8.17	11.96
Armstrong Coal Company	P	J07032	B	S	9	KY	29,186.10	11,304	22.608	30.04	132.87	5.87	25.97	35.91	158.84	3.08	9.60	12.08
Armstrong Coal Company	P	J10009	B	S	9	KY	29,044.40	11,289	22.577	46.90	207.75	5.87	26.00	52.77	233.75	3.16	9.74	12.01
COALSALLES LLC	P	J12011	B	S	11	IN	64,142.00	11,061	22.122	52.04	235.24	3.94	17.81	55.98	253.05	3.26	9.03	14.44
CONSOL Energy Inc.	P	J10008	B	U	6	WV	55,200.10	12,247	24.494	54.71	223.36	5.57	22.74	60.28	246.10	3.81	11.00	6.35
Oxford Mining Company - Kentucky LLC	P	J07003 B	B	S	4	OH	8,432.20	11,714	23.428	35.55	151.72	5.57	23.77	41.12	175.49	3.21	12.69	6.61
Oxford Mining Company - Kentucky LLC	P	J07003 B	B	S/U	9	KY	35,796.50	11,231	22.462	35.55	158.24	5.87	26.14	41.42	184.38	3.38	11.83	10.77
Oxford Mining Company - Kentucky LLC	P	J12003	B	S	9	KY	9,334.80	11,209	22.418	49.69	221.63	5.87	26.19	55.56	247.82	3.49	12.18	10.50
Oxford Mining Company - Kentucky LLC	P	J12003	B	S	4	OH	6,825.40	11,880	23.760	49.66	209.01	5.57	23.44	55.23	232.45	2.89	11.99	6.48
Patriot Coal Corporation	P	J12001	B	U	9	KY	23,987.40	11,532	23.064	49.34	213.94	4.81	20.85	54.15	234.79	2.91	8.48	12.06
Patriot Coal Corporation	P	J12001	B	U	9	KY	33,546.10	10,992	21.983	46.87	213.20	4.68	21.29	51.55	234.49	2.95	9.34	14.06
Rhino Energy LLC	P	J08028	B	S	4	OH	19,639.21	11,128	22.255	53.74	241.45	4.48	20.13	58.22	261.58	2.93	11.23	10.22
Solar Sources Inc	P	J12010	B	S	11	IN	14,589.35	11,496	22.992	59.42	258.45	3.94	17.14	63.36	275.59	2.66	5.78	15.85
Triad Mining Inc	P	J12009	B	S	11	IN	56,874.66	11,474	22.948	57.22	249.34	3.94	17.17	61.16	266.51	3.53	8.12	12.82
Western Kentucky Minerals Inc.	P	J10001	B	S	9	KY	14,271.00	11,428	22.857	73.90	323.33	3.94	17.23	77.84	340.56	3.20	8.27	13.29
Total Long Term							413,508.62	11,423	22.846	49.78	217.90	4.87	21.33	54.65	239.23	3.27	9.62	11.67
Spot Contract																		
Arch Coal Sales Company Inc.	P	J12016	B	S/U	8	WV	20,143.12	8,968	17.937	36.37	202.78	3.39	18.90	39.76	221.68	0.42	31.89	6.10
Patriot Coal Corporation	P	J12012	B	U	9	KY	17,488.30	11,016	22.032	48.92	222.06	4.68	21.24	53.60	243.30	2.94	9.53	13.71
Total Spot							37,631.42	9,920	19.840	42.21	212.73	3.98	20.11	46.19	232.84	1.59	21.50	9.64
Total Ghent							451,140.04	11,298	22.595	49.15	217.52	4.80	21.24	53.95	238.76	3.13	10.61	11.50

(b) Designated by symbol
P= Producer D= Distributor
B= Broker U=Utility

(c) POCN = Purchase Order
or Contract Number

(d) MT = Mode of Transportation2
Designated by Symbol
R = Rail T = Truck B = Barge P = Pipeline

Kentucky Utilities
Analysis Of Coal Purchased for Fuel Clause Backup
Feb - 2012

Station & Supplier	PBDU	POCN	MT	Mine Type	Coal Dist#	State code	Tons Purchased	BTU Per Lb.	No. MMBTU Per Ton	F.O.B. Mine		Transportation Cost		Delivered Cost				
										\$ Per Ton	¢ Per MMBTU	\$ Per Ton	¢ Per MMBTU	\$ Per Ton	¢ Per MMBTU	% Sulfur	% Ash	% H2O
(a)	(b)	(c)	(d)				(e)	(f)	(g)	(h)	(i)	(j)	(k)	(l)	(m)	(n)	(o)	(p)
Green River																		
Green River Mid Sulfur Coal																		
Long Term Contract																		
Armstrong Coal Company	P	K11002	T	U	9	KY	34,897.30	11,550	23.101	58.24	252.11	0.00	0.00	58.24	252.11	2.35	8.06	12.12
Patriot Coal Corporation	P	K11001	T	U	9	KY	12,091.80	12,806	25.612	65.36	255.20	0.00	0.00	65.36	255.20	2.55	8.30	6.52
Total Long Term							46,989.10	11,874	23.747	60.07	252.96	0.00	0.00	60.07	252.96	2.40	8.12	10.68
Total Green River							46,989.10	11,874	23.747	60.07	252.96	0.00	0.00	60.07	252.96	2.40	8.12	10.68

(b) Designated by symbol
P= Producer D= Distributor
B= Broker U-Utility

(c) POCN = Purchase Order
or Contract Number

(d) MT = Mode of Transportation3
Designated by Symbol
R = Rail T = Truck B = Barge P = Pipeline

Kentucky Utilities
Analysis Of Coal Purchased for Fuel Clause Backup
Feb - 2012

Station & Supplier	PBDU	POCN	MT	Mine Type	Coal Dist#	State code	Tons Purchased	BTU Per Lb.	No. MMBTU Per Ton	F.O.B. Mine		Transportation Cost		Delivered Cost				
										\$ Per Ton	¢ Per MMBTU	\$ Per Ton	¢ Per MMBTU	\$ Per Ton	¢ Per MMBTU	% Sulfur	% Ash	% H2O
(a)	(b)	(c)	(d)				(e)	(f)	(g)	(h)	(i)	(j)	(k)	(l)	(m)	(n)	(o)	(p)
Trimble County / KU																		
Trimble County / KU PRB Coal																		
Spot Contract																		
Peabody COALTRADE LLC	B	J12008	B	S	19	WY	49,236.50	8,956	17.912	42.74	238.61	4.97	27.74	47.71	266.35	0.25	4.94	26.58
		Total Spot					49,236.50	8,956	17.912	42.74	238.61	4.97	27.74	47.71	266.35	0.25	4.94	26.58
Total Trimble County / KU							49,236.50	8,956	17.912	42.74	238.61	4.97	27.74	47.71	266.35	0.25	4.94	26.58
Total Kentucky Utilities							557,477.34	11,140	22.280	49.55	222.38	4.63	20.79	54.18	243.17	2.80	9.84	12.84

(b) Designated by symbol
P= Producer D= Distributor
B= Broker U-Utility

(c) POCN = Purchase Order
or Contract Number

(d) MT = Mode of Transportation
Designated by Symbol
R = Rail T = Truck B = Barge P = Pipeline

**KENTUCKY UTILITIES COMPANY
ANALYSIS OF OTHER FUEL PURCHASES
For the Month of: February 2012**

<u>Fuel & Supplier</u> (a)	<u>P</u> (b)	<u>P</u> (c)	<u>M</u> (d)	<u>Station</u> <u>Name</u> (e)	<u>Gal. or</u> <u>MCF</u> <u>Purchased</u> (f)	<u>BTU Per</u> <u>Unit</u> (g)	<u>Delivered</u> <u>Cost (\$)</u> (h)	<u>Cents</u> <u>Per</u> <u>MMBtu</u> (i)	<u>%</u> <u>Sulfur</u> (j)	<u>Not</u> <u>Reported</u> <u>BTU</u>
<u>Oil</u>										
Lykins Oil Company	D	J12023	T	Ghent	225,083		677,859.98	2,151.14	-	31,511.62
LG&E	U	-	T	Trimble County	42,392		132,858.54	2,238.60	-	5,934.90
Total Oil					<u>267,475</u>	140,000/Gal	<u>810,718.52</u>			
<u>Natural Gas</u>										
LG&E	U	-	P	Trimble County	108,123		1,289,725.87	1,163.85	-	110,815.00
LG&E	U	-	P	Paddy's Run	2,186		56,140.39	2,505.54	-	2,240.65
Kentucky Utilities	U	-	P	Haefling	553		4,292.49	757.05	-	567.00
Kentucky Utilities	U	-	P	EW Brown CTs	5,051		8,760.29	169.25	-	5,176.00
Total Natural Gas					<u>115,913</u>	1.025 MMBTU/MCF	<u>1,358,919.04</u>			

(1) Negative MCF and Delivered Cost are due to no purchases.

(b) Designated by Symbol
P = Producer
B = Broker
D = Distributor
U = Utility

(c) POCN = Purchase Order or
Contract Number

(d) MT = Mode of Transportation
Designated by Symbol
R = Rail
B = Barge
T = Truck
P = Pipeline

(j) % of Sulfur in fuel oil
is unavailable

Kentucky Utilities
Analysis Of Coal Purchased for Fuel Clause Backup
Mar - 2012

Station & Supplier	PBDU	POCN	MT	Mine Type	Coal Dist#	State code	Tons Purchased	BTU Per Lb.	No. MMBTU Per Ton	F.O.B. Mine		Transportation Cost		Delivered Cost					
										\$ Per Ton	¢ Per MMBTU	\$ Per Ton	¢ Per MMBTU	\$ Per Ton	¢ Per MMBTU	% Sulfur	% Ash	% H2O	
(a)	(b)	(c)	(d)				(e)	(f)	(g)	(h)	(i)	(j)	(k)	(l)	(m)	(n)	(o)	(p)	
E.W. Brown																			
E.W. Brown High Sulfur Coal																			
Long Term Contract																			
Solar Sources Inc	P	J12010	R	S	11	IN	20,754.70	11,265	22.530	51.33	227.84	17.30	76.78	68.63	304.62	2.54	6.96	16.28	
Triad Mining Inc	P	J12009	R	S	11	IN	38,254.50	11,410	22.821	45.99	201.52	17.30	75.81	63.29	277.33	3.63	8.50	12.86	
							Total Long Term	59,009.20	11,359	22.719	47.87	210.70	17.30	76.15	65.17	286.85	3.25	7.96	14.06
Total E.W. Brown							59,009.20	11,359	22.719	47.87	210.70	17.30	76.15	65.17	286.85	3.25	7.96	14.06	

(b) Designated by symbol
P= Producer D= Distributor
B= Broker U-Utility

(c) POCN = Purchase Order
or Contract Number

(d) MT = Mode of Transportation1
Designated by Symbol
R = Rail T = Truck B = Barge P = Pipeline

Kentucky Utilities
Analysis Of Coal Purchased for Fuel Clause Backup
Mar - 2012

Station & Supplier	PBDU	POCN	MT	Mine Type	Coal Dist#	State code	Tons Purchased	BTU Per Lb.	No. MMBTU Per Ton	F.O.B. Mine		Transportation Cost		Delivered Cost				
										\$ Per Ton	¢ Per MMBTU	\$ Per Ton	¢ Per MMBTU	\$ Per Ton	¢ Per MMBTU	% Sulfur	% Ash	% H2O
(a)	(b)	(c)	(d)				(e)	(f)	(g)	(h)	(i)	(j)	(k)	(l)	(m)	(n)	(o)	(p)
Ghent																		
Ghent High Sulfur Coal																		
Long Term Contract																		
Alliance Coal LLC	P	J09002	B	U	9	KY	6,294.30	11,548	23.097	49.56	214.56	5.11	22.13	54.67	236.69	3.03	8.12	12.11
Armstrong Coal Company	P	J07032	B	S	9	KY	90,378.50	11,248	22.496	30.08	133.72	5.87	26.09	35.95	159.81	2.99	10.28	11.78
Armstrong Coal Company	P	J10009	B	S	9	KY	71,555.10	11,240	22.480	47.56	211.56	5.87	26.11	53.43	237.67	3.07	10.51	11.54
COALSALES LLC	P	J12011	B	S	11	IN	77,610.00	11,033	22.066	52.03	235.79	3.94	17.86	55.97	253.65	3.42	9.09	14.46
Oxford Mining Company - Kentucky LLC	P	J07003 B	B	S	4	OH	8,509.00	11,852	23.704	35.97	151.74	5.57	23.50	41.54	175.24	3.13	12.27	6.14
Oxford Mining Company - Kentucky LLC	P	J07003 B	B	S/U	9	KY	18,726.00	11,279	22.559	35.97	159.45	5.87	26.02	41.84	185.47	3.41	11.82	10.48
Oxford Mining Company - Kentucky LLC	P	J12003	B	S	9	KY	27,986.10	11,314	22.628	49.70	219.61	5.87	25.95	55.57	245.56	3.37	11.74	10.33
Oxford Mining Company - Kentucky LLC	P	J12003	B	S	4	OH	8,471.25	11,721	23.443	49.72	212.08	5.57	23.76	55.29	235.84	3.48	12.96	6.29
Patriot Coal Corporation	P	J12001	B	U	9	KY	23,652.50	11,585	23.171	49.51	213.68	4.81	20.76	54.32	234.44	2.85	7.85	12.07
Patriot Coal Corporation	P	J12001	B	U	9	KY	33,473.90	11,022	22.044	46.83	212.45	4.68	21.23	51.51	233.68	2.92	9.37	13.74
Rhino Energy LLC	P	J08028	B	S	4	OH	18,506.06	11,238	22.476	54.24	241.30	4.48	19.93	58.72	261.23	3.40	10.55	10.15
Solar Sources Inc	P	J12010	B	S	11	IN	6,443.83	11,204	22.407	59.19	264.17	3.94	17.59	63.13	281.76	2.49	7.10	16.37
Triad Mining Inc	P	J12009	B	S	11	IN	9,734.47	11,588	23.176	57.27	247.10	3.94	17.00	61.21	264.10	3.58	8.09	12.21
Western Kentucky Minerals Inc.	P	J10001	B	S	9	KY	9,415.80	11,309	22.618	73.58	325.33	3.94	17.42	77.52	342.75	3.21	8.54	13.31
Total Long Term							410,756.81	11,248	22.496	45.37	201.69	5.14	22.85	50.51	224.54	3.16	9.98	12.08
Spot Contract																		
Arch Coal Sales Company Inc.	P	J12016	B	S/U	8	WV	11,716.24	9,092	18.184	36.87	202.78	3.39	18.64	40.26	221.42	0.43	31.46	6.12
Patriot Coal Corporation	P	J12012	B	U	9	KY	27,058.60	11,022	22.045	49.15	222.96	4.68	21.23	53.83	244.19	2.95	9.51	13.56
Total Spot							38,774.84	10,439	20.878	45.44	217.65	4.29	20.55	49.73	238.20	2.19	16.14	11.31
Total Ghent							449,531.65	11,178	22.357	45.38	202.98	5.07	22.66	50.45	225.64	3.08	10.52	12.02

Attachment to Response to Question No. 9(a)

Page 57 of 60

Scott/Pfeiffer

(b) Designated by symbol
P= Producer D= Distributor
B= Broker U=Utility

(c) POCN = Purchase Order
or Contract Number

(d) MT = Mode of Transportation2
Designated by Symbol

R = Rail T = Truck B = Barge P = Pipeline

Kentucky Utilities
Analysis Of Coal Purchased for Fuel Clause Backup
Mar - 2012

Station & Supplier	PBDU	POCN	MT	Mine Type	Coal Dist#	State code	Tons Purchased	BTU Per Lb.	No. MMBTU Per Ton	F.O.B. Mine		Transportation Cost		Delivered Cost				
										\$ Per Ton	¢ Per MMBTU	\$ Per Ton	¢ Per MMBTU	\$ Per Ton	¢ Per MMBTU	% Sulfur	% Ash	% H2O
(a)	(b)	(c)	(d)				(e)	(f)	(g)	(h)	(i)	(j)	(k)	(l)	(m)	(n)	(o)	(p)
Green River																		
Green River Mid Sulfur Coal																		
Long Term Contract																		
Armstrong Coal Company	P	K11002	T	U	9	KY	37,401.79	11,585	23.170	58.47	252.37	0.00	0.00	58.47	252.37	2.29	7.87	12.14
Patriot Coal Corporation	P	K11001	T	U	9	KY	17,204.26	12,853	25.706	65.66	255.44	0.00	0.00	65.66	255.44	2.56	8.03	6.52
Total Long Term							54,606.05	11,985	23.969	60.74	253.41	0.00	0.00	60.74	253.41	2.38	7.92	10.37
Total Green River							54,606.05	11,985	23.969	60.74	253.41	0.00	0.00	60.74	253.41	2.38	7.92	10.37

(b) Designated by symbol
P= Producer D= Distributor
B= Broker U-Utility

(c) POCN = Purchase Order
or Contract Number

(d) MT = Mode of Transportation3
Designated by Symbol
R = Rail T = Truck B = Barge P = Pipeline

Kentucky Utilities
Analysis Of Coal Purchased for Fuel Clause Backup
Mar - 2012

Station & Supplier	PBDU	POCN	MT	Mine Type	Coal Dist#	State code	Tons Purchased	BTU Per Lb.	No. MMBTU Per Ton	F.O.B. Mine		Transportation Cost		Delivered Cost				
										\$ Per Ton	¢ Per MMBTU	\$ Per Ton	¢ Per MMBTU	\$ Per Ton	¢ Per MMBTU	% Sulfur	% Ash	% H2O
(a)	(b)	(c)	(d)				(e)	(f)	(g)	(h)	(i)	(j)	(k)	(l)	(m)	(n)	(o)	(p)
Trimble County / KU																		
Trimble County / KU PRB Coal																		
Spot Contract																		
Peabody COALTRADE LLC	B	J12008	B	S	19	WY	30,029.63	8,901	17.803	42.66	239.61	4.97	27.91	47.63	267.52	0.24	5.48	26.54
		Total Spot					30,029.63	8,901	17.803	42.66	239.61	4.97	27.91	47.63	267.52	0.24	5.48	26.54
Total Trimble County / KU							30,029.63	8,901	17.803	42.66	239.61	4.97	27.91	47.63	267.52	0.24	5.48	26.54
Total Kentucky Utilities							593,176.53	11,155	22.311	46.90	210.23	5.82	26.05	52.72	236.28	2.89	9.77	12.80

(b) Designated by symbol
P= Producer D= Distributor
B= Broker U-Utility

(c) POCN = Purchase Order
or Contract Number

(d) MT = Mode of Transportation
Designated by Symbol
R = Rail T = Truck B = Barge P = Pipeline

**KENTUCKY UTILITIES COMPANY
ANALYSIS OF OTHER FUEL PURCHASES
For the Month of: March 2012**

<u>Fuel & Supplier</u> (a)	<u>P</u> (b)	<u>P</u> (c)	<u>M</u> (d)	<u>Station</u> <u>Name</u> (e)	<u>Gal. or</u> <u>MCF</u> <u>Purchased</u> (f)	<u>BTU Per</u> <u>Unit</u> (g)	<u>Delivered</u> <u>Cost (\$)</u> (h)	<u>Cents</u> <u>Per</u> <u>MMBtu</u> (i)	<u>%</u> <u>Sulfur</u> (j)	<u>Not</u> <u>Reported</u> <u>BTU</u>
<u>Oil</u>										
John E. Retzner Oil Company Inc.	D	J12027	T	Green River	22,473		76,691.35	2,437.57	-	3,146.22
LG&E	U	-	T	Trimble County	29,605		96,367.44	2,325.10	-	4,144.66
Total Oil					<u>52,078</u>	140,000/Gal	<u>173,058.79</u>			
<u>Natural Gas</u>										
LG&E	U	-	P	Trimble County	562,801		1,730,556.79	299.99	-	576,868.00
LG&E	U	-	P	Paddy's Run	-		49,632.29	-	-	-
Kentucky Utilities	U	-	P	Haefling	677		5,352.16	771.20	-	694.00
Kentucky Utilities	U	-	P	EW Brown CTs	83,113		182,359.60	214.06	-	85,191.00
Total Natural Gas					<u>646,591</u>	1.025 MMBTU/MCF	<u>1,967,900.84</u>			

(1) Negative MCF and Delivered Cost are due to no purchases.

(b) Designated by Symbol
P = Producer
B = Broker
D = Distributor
U = Utility

(c) POCN = Purchase Order or
Contract Number

(d) MT = Mode of Transportation
Designated by Symbol
R = Rail
B = Barge
T = Truck
P = Pipeline

(j) % of Sulfur in fuel oil
is unavailable

	GREEN RIVER				E.W. BROWN LOW SULFER			
	Monthly Burned (Tons)	Last 12 Months Burned (Tons)	Ending Inventory (Tons)	# of Days Inventory	Monthly Burned (Tons)	Last 12 Months Burned (Tons)	Ending Inventory (Tons)	# of Days Inventory
2008								
January	49,399.00	494,243.00	56,887.04	42.00	148,841.00	1,662,589.00	161,392.02	35.40
February	43,646.00	493,993.00	50,307.65	37.20	145,795.00	1,645,796.00	148,050.51	32.80
March	49,917.00	501,687.00	35,821.84	26.10	178,455.00	1,682,987.00	101,658.31	22.00
April	43,124.00	503,530.00	43,167.36	31.30	116,039.00	1,735,706.00	129,749.53	27.30
May	33,002.00	495,198.00	52,430.66	38.60	115,308.00	1,707,519.00	140,129.83	30.00
June	43,302.00	498,167.00	31,923.50	23.40	160,590.00	1,721,599.00	115,223.84	24.40
July	37,058.00	492,550.00	25,222.06	18.70	167,800.00	1,743,604.00	98,809.79	20.70
August	44,698.00	489,297.00	32,564.50	24.30	159,013.00	1,722,946.00	105,373.28	22.30
September	36,544.00	487,290.00	42,930.66	32.20	142,025.00	1,744,541.00	141,693.98	29.60
October	25,942.00	467,718.00	67,381.73	52.60	136,687.00	1,750,416.00	176,541.07	36.80
November	28,484.00	474,388.00	76,696.77	59.00	160,995.00	1,773,996.00	177,135.64	36.40
December	33,039.00	468,155.00	86,363.55	67.30	156,250.00	1,787,798.00	103,772.67	21.20
2009								
January	15,642.00	434,398.00	97,060.44	81.60	158,980.00	1,797,937.00	109,106.13	22.10
February	30,961.00	421,713.00	102,159.30	88.40	113,442.00	1,765,584.00	162,444.45	33.60
March	13,726.00	385,522.00	117,492.66	111.20	91,691.00	1,678,820.00	204,039.44	44.40
April	20,763.00	363,161.00	121,574.22	122.20	33,643.00	1,596,424.00	274,944.37	62.90
May	21,527.00	351,686.00	119,262.76	123.80	53,615.00	1,534,731.00	325,653.88	77.40
June	33,768.00	342,152.00	111,373.20	118.80	86,533.00	1,460,674.00	282,558.75	70.60
July	35,595.00	340,689.00	106,879.75	114.50	96,595.00	1,389,469.00	288,637.35	75.80
August	32,669.00	328,660.00	106,198.34	117.90	110,449.00	1,340,905.00	290,550.27	79.10
September	19,551.00	311,667.00	98,461.94	115.30	64,887.00	1,263,767.00	302,937.90	87.50
October	16,752.00	302,477.00	104,482.20	126.10	74,867.00	1,201,947.00	323,634.04	98.30
November	21,215.00	295,208.00	103,543.94	128.00	74,252.00	1,115,204.00	325,111.90	106.40
December	40,936.00	303,105.00	92,433.68	111.30	133,697.00	1,092,651.00	270,289.49	90.30
2010								
January	45,885.00	333,348.00	87,856.24	96.20	153,964.00	1,087,635.00	213,213.20	71.60
February	39,012.00	341,399.00	93,319.15	99.80	127,169.00	1,101,362.00	177,346.91	58.80
March	35,595.00	363,268.00	101,579.87	102.10	83,004.00	1,092,675.00	177,753.40	59.40
April	35,782.00	378,287.00	103,652.97	100.00	43,278.00	1,102,310.00	183,294.91	60.70
May	34,222.00	390,982.00	103,697.66	96.80	74,760.00	1,123,455.00	166,854.07	54.20
June	41,390.00	398,604.00	108,900.55	99.70	147,115.00	1,184,037.00	150,891.35	46.50
July	43,688.00	406,697.00	105,938.63	95.10	143,779.00	1,231,221.00	225,073.98	66.70
August	44,310.00	418,338.00	104,965.86	91.60	152,158.00	1,272,930.00	211,587.91	60.70
September	34,357.00	433,144.00	108,137.46	91.10	106,474.00	1,314,517.00	238,148.79	66.10
October	17,298.00	433,690.00	114,672.50	96.50	82,384.00	1,322,034.00	291,419.43	80.50
November	17,172.00	429,647.00	122,004.44	103.60	100,806.00	1,348,588.00	280,962.38	76.00
December	39,713.00	428,424.00	112,169.75	95.60	119,746.00	1,334,637.00	245,642.11	67.20
2011								
January	35,281.00	417,820.00	110,879.55	96.90	133,532.00	1,314,205.00	195,203.76	54.20
February	31,376.00	410,184.00	112,412.15	100.00	91,895.00	1,278,931.00	155,773.69	44.50
March	35,680.00	410,269.00	117,367.80	104.40	46,999.00	1,242,926.00	183,169.54	53.80
April	33,106.00	407,593.00	108,795.58	97.40	61,340.00	1,260,988.00	205,500.37	59.50
May	24,133.00	397,504.00	109,048.23	100.10	133,884.00	1,320,112.00	196,727.15	54.40
June	38,853.00	394,967.00	105,734.57	97.70	128,884.00	1,301,881.00	182,891.18	51.30
July	37,748.00	389,027.00	92,167.98	86.50	127,775.00	1,285,877.00	159,697.35	45.30
August	38,020.00	382,737.00	83,858.95	80.00	140,120.00	1,273,839.00	124,833.19	35.80
September	28,593.00	376,973.00	65,659.47	63.60	58,969.00	1,226,334.00	205,257.35	61.10
October	31,640.00	391,315.00	61,593.97	57.50	23,241.00	1,167,191.00	300,303.16	93.90
November	20,347.00	394,490.00	68,274.53	63.20	47,935.00	1,114,320.00	336,410.78	110.20
December	29,008.00	383,785.00	65,513.33	62.30	73,611.00	1,068,185.00	40,000.00	13.70
2012								
January	47,814.00	396,318.00	54,539.07	50.20	-	934,653.00	40,000.00	15.60
February	44,930.00	409,872.00	56,598.17	50.40	-	842,758.00	40,000.00	17.30
March	43,043.00	417,235.00	68,161.22	59.60	-	795,759.00	40,000.00	18.30
Number of Days in Inventory (Based on 13-Month Average)								
December 2008 - December 2009				100.40				79.00
December 2009 - December 2010				87.20				61.10
December 2010 - December 2011				56.50				12.30
March 2011 - March 2012				54.90				13.30

Note: An average day's supply of coal is considered to be the sum of the previous 13 months of coal burned divided by 365 days.

	E.W. BROWN HIGH SULFUR				GHENT HIGH SULFUR			
	Monthly Burned (Tons)	Last 12 Months Burned (Tons)	Ending Inventory (Tons)	# of Days Inventory	Monthly Burned (Tons)	Last 12 Months Burned (Tons)	Ending Inventory (Tons)	# of Days Inventory
2008								
January	-	-	-	-	269,210.00	2,229,766.00	285,675.73	46.80
February	-	-	-	-	177,943.00	2,316,934.00	324,769.63	51.20
March	-	-	-	-	288,047.00	2,487,219.00	339,008.65	49.70
April	-	-	-	-	255,724.00	2,592,455.00	387,452.95	54.60
May	-	-	-	-	298,621.00	2,738,489.00	377,253.07	50.30
June	-	-	-	-	324,834.00	2,851,746.00	366,250.39	46.90
July	-	-	-	-	433,297.00	3,019,278.00	213,096.87	25.80
August	-	-	-	-	446,384.00	3,240,149.00	174,064.44	19.60
September	-	-	-	-	377,934.00	3,369,497.00	437,955.21	47.40
October	-	-	-	-	354,884.00	3,587,767.00	580,082.64	59.00
November	-	-	-	-	408,527.00	3,859,417.00	679,950.08	64.30
December	-	-	-	-	427,073.00	4,062,478.00	551,568.75	49.60
2009								
January	-	-	-	-	359,150.00	4,152,418.00	542,011.19	47.60
February	-	-	-	-	269,980.00	4,244,455.00	539,606.57	46.40
March	-	-	-	-	379,785.00	4,336,193.00	776,422.57	65.40
April	-	-	-	-	390,880.00	4,471,349.00	874,941.13	71.40
May	-	-	-	-	420,298.00	4,593,026.00	908,231.61	72.20
June	-	-	-	-	494,603.00	4,762,795.00	880,095.20	67.40
July	-	-	-	-	433,940.00	4,763,438.00	755,522.45	57.90
August	-	-	-	-	515,844.00	4,832,898.00	711,237.09	53.70
September	-	-	-	-	447,242.00	4,902,206.00	785,597.47	58.50
October	-	-	-	-	436,078.00	4,983,400.00	852,052.52	62.40
November	-	-	-	-	392,904.00	4,967,777.00	1,100,868.95	80.90
December	-	-	-	-	537,871.00	5,078,575.00	1,026,069.47	73.70
2010								
January	-	-	-	-	577,421.00	5,296,846.00	917,359.36	63.20
February	-	-	-	-	549,061.00	5,575,927.00	831,770.53	54.40
March	-	-	-	-	452,992.00	5,649,134.00	901,055.50	58.20
April	-	-	-	-	383,269.00	5,641,523.00	1,105,217.09	71.50
May	-	-	-	-	464,680.00	5,685,905.00	1,157,088.08	74.30
June	-	-	-	-	542,407.00	5,733,709.00	1,100,651.09	70.10
July	-	-	-	-	573,260.00	5,873,029.00	986,469.04	61.30
August	-	-	-	-	559,891.00	5,917,076.00	837,321.29	51.70
September	-	-	-	-	452,252.00	5,922,086.00	945,972.19	58.30
October	-	-	-	-	351,202.00	5,837,210.00	871,765.22	54.50
November	-	-	-	-	414,042.00	5,858,348.00	814,079.43	50.70
December	-	-	-	-	544,788.00	5,865,265.00	776,860.77	48.30
2011								
January	-	-	8,309.00	-	527,043.00	5,814,887.00	718,358.25	45.10
February	4,546.00	4,546.00	60,782.10	4,880.20	483,359.00	5,749,185.00	791,785.33	50.30
March	95,702.00	100,248.00	30,888.90	112.50	433,983.00	5,730,176.00	742,282.32	47.30
April	3,311.00	103,559.00	27,577.90	97.20	416,488.00	5,763,395.00	857,206.74	54.30
May	-	103,559.00	27,577.90	97.20	408,473.00	5,707,188.00	893,986.28	57.20
June	-	103,559.00	27,577.90	97.20	525,381.00	5,690,162.00	819,960.33	52.60
July	17,818.00	121,377.00	9,759.90	29.30	585,251.00	5,702,153.00	696,086.06	44.60
August	5,025.00	126,402.00	4,734.90	13.70	548,904.00	5,691,166.00	583,601.40	37.40
September	-	126,402.00	-	-	460,455.00	5,699,369.00	661,828.05	42.40
October	-	126,402.00	-	-	504,941.00	5,853,108.00	730,097.40	45.50
November	-	126,402.00	-	-	502,115.00	5,941,181.00	772,788.47	47.50
December	-	126,402.00	264,962.53	765.10	508,546.00	5,904,939.00	740,071.71	45.70
2012								
January	58,797.00	185,199.00	278,862.46	549.60	564,769.00	5,942,665.00	630,107.50	38.70
February	92,150.00	272,803.00	196,824.16	263.30	450,423.00	5,909,729.00	630,824.54	39.00
March	72,035.00	249,136.00	183,798.36	269.30	392,904.00	5,868,650.00	687,452.19	42.80
Number of Days in Inventory (Based on 13-Month Average)								
December 2008 - December 2009				-				68.00
December 2009 - December 2010				-				44.30
December 2010 - December 2011				765.10				41.90
March 2011 - March 2012				194.50				39.80

	GHENT COMPLIANCE				TYRONE			
	Monthly Burned (Tons)	Last 12 Months Burned (Tons)	Ending Inventory (Tons)	# of Days Inventory	Monthly Burned (Tons)	Last 12 Months Burned (Tons)	Ending Inventory (Tons)	# of Days Inventory
2008								
January	268,082.00	3,067,366.00	84,740.88	10.10	19,824.10	206,103.13	16,286.58	28.80
February	258,344.00	2,941,788.00	67,053.87	8.30	21,470.60	209,289.53	7,375.49	12.90
March	146,797.00	2,870,078.00	68,262.52	8.70	18,991.49	222,402.42	12,831.73	21.10
April	145,321.00	2,769,121.00	129,620.63	17.10	18,824.10	229,444.42	16,398.49	26.10
May	129,087.00	2,709,499.00	173,995.52	23.40	1,076.40	212,072.79	27,062.60	46.60
June	112,262.00	2,589,412.00	209,730.79	29.60	13,883.10	208,593.19	27,953.26	48.90
July	95,629.00	2,441,921.00	209,014.31	31.20	19,361.00	209,983.99	22,308.41	38.80
August	58,124.00	2,223,033.00	225,966.24	37.10	20,628.30	209,437.89	15,687.01	27.30
September	108,499.00	2,104,399.00	151,284.70	26.20	10,922.40	203,226.19	13,146.72	23.60
October	100,085.00	1,937,173.00	142,337.35	26.80	9,553.40	192,595.69	17,495.90	33.20
November	96,906.00	1,775,982.00	169,807.47	34.90	9,123.70	180,217.49	20,293.95	41.10
December	123,538.00	1,642,674.00	133,924.96	29.80	12,519.80	176,178.39	20,891.65	43.30
2009								
January	120,376.00	1,494,968.00	101,416.98	24.80	11,091.30	167,445.59	19,729.72	43.00
February	106,369.00	1,342,993.00	56,382.20	15.30	1,000.28	146,975.27	22,431.63	55.70
March	26,567.00	1,222,763.00	-	-	-	127,983.78	22,431.63	64.00
April	-	1,077,442.00	-	-	-	109,159.68	22,431.63	75.00
May	-	948,355.00	-	-	-	108,083.28	22,431.63	75.80
June	-	836,093.00	-	-	-	94,200.18	22,431.63	86.90
July	-	740,464.00	-	-	-	74,839.18	22,431.63	109.40
August	-	682,340.00	-	-	-	54,210.88	22,431.63	151.00
September	-	573,841.00	-	-	-	43,288.48	16,880.63	142.30
October	-	473,756.00	-	-	-	33,735.08	16,880.63	182.60
November	-	-	-	-	-	24,611.38	16,880.63	250.30
December	-	-	-	-	-	12,091.58	16,880.63	509.60
2010								
January	-	-	-	-	-	1,000.28	16,880.63	6,159.70
February	-	-	-	-	-	-	16,880.63	-
March	-	-	-	-	-	-	16,880.63	-
April	-	-	-	-	-	-	16,880.63	-
May	-	-	-	-	-	-	16,880.63	-
June	-	-	-	-	13,148.20	13,148.20	16,958.81	470.80
July	-	-	-	-	18,962.80	32,111.00	15,452.99	175.70
August	-	-	-	-	17,518.10	49,629.10	7,843.99	57.70
September	-	-	-	-	8,002.10	57,631.20	14,186.31	89.80
October	-	-	-	-	-	57,631.20	14,598.14	92.50
November	-	-	-	-	1,130.60	58,761.80	13,467.54	83.70
December	-	-	-	-	13,349.20	72,111.00	9,682.81	49.00
2011								
January	-	-	-	-	8,616.70	80,727.70	7,407.03	33.50
February	-	-	-	-	4,054.70	84,782.40	7,447.33	32.10
March	-	-	-	-	-	84,782.40	7,447.33	32.10
April	-	-	-	-	-	84,782.40	7,447.33	32.10
May	-	-	-	-	-	84,782.40	7,447.33	32.10
June	-	-	-	-	-	71,634.20	7,447.33	37.90
July	-	-	-	-	-	52,671.40	7,447.33	51.60
August	-	-	-	-	-	35,153.30	7,447.33	77.30
September	-	-	-	-	-	27,151.20	7,270.33	97.70
October	-	-	-	-	-	27,151.20	7,270.33	97.70
November	-	-	-	-	-	26,020.60	7,270.33	102.00
December	-	-	-	-	-	12,671.40	7,270.33	209.40
2012								
January	-	-	-	-	-	4,054.70	7,270.33	654.50
February	-	-	-	-	-	-	7,270.33	-
March	-	-	-	-	-	-	7,270.33	-
Number of Days in Inventory (Based on 13-Month Average)								
December 2008 - December 2009				-				250.30
December 2009 - December 2010				-				49.00
December 2010 - December 2011				-				102.00
March 2011 - March 2012				-				-

	TRIMBLE COUNTY - HIGH SULFUR				TRIMBLE COUNTY - MID SULFUR			
	Monthly Burned (Tons)	Last 12 Months Burned (Tons)	Ending Inventory (Tons)	# of Days Inventory	Monthly Burned (Tons)	Last 12 Months Burned (Tons)	Ending Inventory (Tons)	# of Days Inventory
2008								
January	-	-	-	-	-	-	-	-
February	-	-	-	-	-	-	-	-
March	-	-	-	-	-	-	-	-
April	-	-	-	-	-	-	-	-
May	-	-	-	-	-	-	-	-
June	-	-	-	-	-	-	-	-
July	-	-	-	-	-	-	-	-
August	-	-	-	-	-	-	-	-
September	-	-	-	-	-	-	-	-
October	-	-	-	-	-	-	-	-
November	-	-	-	-	-	-	-	-
December	-	-	-	-	-	-	-	-
2009								
January	-	-	-	-	-	-	-	-
February	-	-	-	-	-	-	-	-
March	-	-	-	-	-	-	-	-
April	-	-	-	-	-	-	-	-
May	-	-	-	-	-	-	-	-
June	-	-	-	-	-	-	-	-
July	-	-	-	-	-	-	-	-
August	-	-	-	-	-	-	-	-
September	-	-	-	-	-	-	-	-
October	-	-	-	-	-	-	-	-
November	-	-	-	-	-	-	-	-
December	-	-	-	-	-	-	48,841.38	-
2010								
January	-	-	-	-	-	-	69,120.21	-
February	-	-	-	-	-	-	86,577.08	-
March	-	-	238,530.69	-	-	-	66,589.72	-
April	-	-	253,002.73	-	-	-	85,152.09	-
May	-	-	264,469.16	-	2,520.87	2,520.87	101,066.92	14,633.60
June	-	-	277,403.11	-	18,640.55	21,161.42	105,757.87	1,824.20
July	-	-	285,336.73	-	7.50	21,168.92	74,757.95	1,289.00
August	-	-	328,068.51	-	-	21,168.92	31,511.29	543.30
September	7,089.18	7,089.18	278,006.97	14,313.70	-	21,168.92	16,093.69	277.50
October	27,462.50	34,551.68	330,997.28	3,496.60	-	21,168.92	-	-
November	5,579.47	40,131.15	373,587.74	3,397.80	-	21,168.92	-	-
December	50,052.08	90,183.23	335,581.16	1,358.20	488.18	21,657.10	-	-
2011								
January	109,136.42	199,319.65	323,740.26	592.80	-	-	-	-
February	104,068.17	303,387.82	280,087.91	337.00	-	-	-	-
March	67,638.78	371,026.60	268,716.23	264.40	-	-	-	-
April	4,322.24	375,348.84	250,828.79	243.90	-	-	-	-
May	106,927.34	482,276.18	246,676.37	186.70	-	-	-	-
June	123,728.32	606,004.50	267,043.99	160.80	-	-	-	-
July	125,451.57	731,456.07	236,348.07	117.90	-	-	-	-
August	101,875.57	833,331.64	223,528.61	97.90	-	-	-	-
September	62,026.68	888,269.14	236,872.35	97.30	-	-	-	-
October	132,453.19	993,259.83	239,764.16	88.10	-	-	-	-
November	108,631.03	1,096,311.39	239,007.66	79.60	-	-	-	-
December	106,418.29	1,152,677.60	169,769.56	53.80	-	-	-	-
2012								
January	108,491.66	1,152,032.84	87,324.10	27.70	-	-	-	-
February	119,050.26	1,167,014.93	144,514.37	45.20	-	-	-	-
March	89,315.39	1,188,691.54	211,087.13	64.80	-	-	-	-
Number of Days in Inventory (Based on 13-Month Average)								
December 2008 - December 2009				-				-
December 2009 - December 2010				1,358.20				-
December 2010 - December 2011				51.50				-
March 2011 - March 2012				61.30				-

	TRIMBLE COUNTY - PRB				TOTAL COMPANY			
	Monthly Burned (Tons)	Last 12 Months Burned (Tons)	Ending Inventory (Tons)	# of Days Inventory	Monthly Burned (Tons)	Last 12 Months Burned (Tons)	Ending Inventory (Tons)	# of Days Inventory
2008								
January	-	-	-	-	755,356.10	7,660,067.13	604,982.25	28.80
February	-	-	-	-	647,198.60	7,607,800.53	597,557.15	28.70
March	-	-	-	-	682,207.49	7,764,373.42	557,583.05	26.20
April	-	-	-	-	579,032.10	7,830,256.42	706,388.96	32.90
May	-	-	-	-	577,094.40	7,862,777.79	770,871.68	35.80
June	-	-	-	-	654,871.10	7,869,517.19	751,081.78	34.80
July	-	-	-	-	753,145.00	7,907,336.99	568,451.44	26.20
August	-	-	-	-	728,847.30	7,884,862.89	553,655.47	25.60
September	-	-	-	-	675,924.40	7,908,953.19	787,011.27	36.30
October	-	-	-	-	627,151.40	7,935,669.69	983,838.69	45.30
November	-	-	-	-	704,035.70	8,064,000.49	1,123,883.91	50.90
December	-	-	-	-	752,419.80	8,137,283.39	896,521.58	40.20
2009								
January	-	-	-	-	665,239.30	8,047,166.59	869,324.46	39.40
February	-	-	-	-	521,752.28	7,921,720.27	883,024.15	40.70
March	-	-	-	-	511,769.00	7,751,281.78	1,120,386.30	52.80
April	-	-	-	-	445,286.00	7,617,535.68	1,293,891.35	62.00
May	-	-	-	-	495,440.00	7,535,881.28	1,375,579.88	66.60
June	-	-	-	-	614,904.00	7,495,914.18	1,296,458.78	63.10
July	-	-	-	-	566,130.00	7,308,899.18	1,173,471.18	58.60
August	-	-	-	-	658,962.00	7,239,013.88	1,130,417.33	57.00
September	-	-	-	-	531,680.00	7,094,769.48	1,203,877.94	61.90
October	-	-	-	-	527,697.00	6,995,315.08	1,297,049.39	67.70
November	-	-	-	-	488,371.00	6,402,800.38	1,546,405.42	88.20
December	-	-	-	-	712,504.00	6,486,422.58	1,454,514.65	81.80
2010								
January	-	-	-	-	777,270.00	6,718,829.28	1,304,429.64	70.90
February	-	-	16,556.55	-	715,242.00	7,018,688.00	1,222,450.85	63.60
March	-	-	23,865.23	-	571,591.00	7,105,077.00	1,526,255.04	78.40
April	-	-	33,271.36	-	462,329.00	7,122,120.00	1,780,471.78	91.20
May	-	-	47,457.09	-	576,182.87	7,202,862.87	1,857,513.61	94.10
June	-	-	55,302.39	-	762,700.75	7,350,659.62	1,815,865.17	90.20
July	-	-	120,018.55	-	779,697.30	7,564,226.92	1,813,047.87	87.50
August	-	-	118,119.52	-	773,877.10	7,679,142.02	1,639,418.37	77.90
September	2,423.30	2,423.30	115,714.19	17,429.00	610,597.58	7,758,059.60	1,716,259.60	80.70
October	11,609.66	14,032.96	102,937.41	2,677.40	489,956.16	7,720,318.76	1,726,389.98	81.60
November	2,389.97	16,422.93	100,239.73	2,227.80	541,120.04	7,773,067.80	1,704,341.26	80.00
December	21,436.90	37,859.83	78,909.32	760.80	789,573.36	7,850,137.16	1,558,845.92	72.50
2011								
January	46,772.74	84,632.57	44,906.03	193.70	860,381.86	7,911,591.92	1,408,803.88	65.00
February	44,756.25	129,388.82	39,407.68	111.20	764,055.12	7,960,405.04	1,447,696.19	66.40
March	29,034.93	158,423.75	41,415.27	95.40	709,037.71	8,097,851.75	1,391,287.39	62.70
April	1,852.39	160,276.14	75,969.33	173.00	520,419.63	8,155,942.38	1,533,326.04	68.60
May	45,826.02	206,102.16	56,852.50	100.70	719,243.36	8,301,523.74	1,538,315.76	67.60
June	53,026.42	259,128.58	57,461.33	80.90	869,872.74	8,427,336.28	1,468,116.63	63.60
July	53,764.97	312,893.55	43,863.59	51.20	947,808.54	8,595,455.02	1,245,370.28	52.90
August	33,785.33	346,678.88	49,234.14	51.80	867,729.90	8,689,307.82	1,077,238.52	45.30
September	26,582.86	370,838.44	84,344.28	83.00	636,626.54	8,715,336.78	1,261,231.83	52.80
October	56,765.64	415,994.42	91,179.17	80.00	749,040.83	8,974,421.45	1,430,208.19	58.20
November	46,556.14	460,160.59	93,061.33	73.80	725,584.17	9,158,885.58	1,516,813.10	60.40
December	45,607.80	484,331.49	109,807.30	82.80	763,191.09	9,132,991.49	1,397,394.76	55.80
2012								
January	46,496.44	484,055.19	116,443.13	87.80	826,368.10	9,098,977.73	1,214,546.59	48.70
February	51,021.55	490,320.49	105,303.13	78.40	757,574.81	9,092,497.42	1,181,334.70	47.40
March	38,278.02	499,563.58	91,348.28	66.70	635,575.41	9,019,035.12	1,289,117.51	52.20
Number of Days in Inventory (Based on 13-Month Average)								
December 2008 - December 2009				-				70.90
December 2009 - December 2010				760.80				66.40
December 2010 - December 2011				79.20				51.40
March 2011 - March 2012				63.10				48.40

KENTUCKY UTILITIES COMPANY

CASE NO. 2012-00221

**Response to Commission Staff's First Request for Information
Dated June 15, 2012**

Question No. 10

Responding Witness: Valerie L. Scott / Caryl M. Pfeiffer

Q-10. Provide the actual fuel costs for the test year. The costs should be given in total dollars, cents per kWh generated, and cents per MMBTU for each type of fuel. Also provide the actual amounts of each type of fuel used, the numbers of BTUs obtained from each type of fuel, and the kWh generated by each type of fuel.

A-10. See attached.

Kentucky Utilities Company
Actual Fuel Costs for the Test Year

	Steam Units Test year ended March 31, 2012	Combustion Turbines Test year ended March 31, 2012	KU TOTALS
Production Costs (\$)			
Coal	\$ 491,377,535.00	\$ -	\$ 491,377,535.00
Other Fuel Production Costs	7,875,514.02	-	7,875,514.02
Oil	7,600,970.51	43,188.06	7,644,158.57
Gas	-	31,656,011.26	31,656,011.26
Total fuel costs	<u>\$ 506,854,019.53</u>	<u>\$ 31,699,199.32</u>	<u>\$ 538,553,218.85</u>
Fuel Costs - Cents per kWh Generated			
Coal	2.562	-	2.562
Oil	0.040	4.086	N/A
Gas	-	8.671	8.671
Fuel Costs - Cents per MMBTU			
Coal	238.770	-	238.770
Oil	1,937.214	989.871	1,926.796
Gas	-	701.479	701.479
Quantities of Fuel Burned:			
Coal - tons	9,019,035	-	9,019,035
Oil - Gal	2,802,617	31,165	2,833,782
Gas - Mcf	-	4,403,928	4,403,928
Million BTU Burned:			
Coal	205,795,090	-	205,795,090
Oil	392,366	4,363	396,729
Gas	-	4,512,754	4,512,754
Net kWh Output			
Coal	19,182,231,000	-	19,182,231,000
Oil	-	1,057,000	1,057,000
Gas	-	365,089,000	365,089,000
Total kWh Output	<u>19,182,231,000</u>	<u>366,146,000</u>	<u>19,548,377,000</u>

Note: Oil used in steam plants is for start-up and stabilization.

N/A - See Combustion Turbines column for oil cost per kWh generated. The KU total oil costs include oil used for start-up and stabilization in steam units, and therefore does not correspond to KU total oil kWh output.

KENTUCKY UTILITIES COMPANY

CASE NO. 2012-00221

**Response to Commission Staff’s First Request for Information
Dated June 15, 2012**

Question No. 11

Responding Witness: Valerie L. Scott

Q-11. Provide the purchased power costs for the test year. These costs should be separated into demand and energy costs. The actual and estimated kW demands and kWh purchased should be included. Indicate any estimates used and explain the estimates in detail.

A-11. Purchased Power:

	\$	kWh
Energy	95,096,822	3,938,382,201
Demand	8,732,448	
Total	<u>\$ 103,829,270</u>	<u>3,938,382,201</u>

Included in the purchased power cost are the following estimates:

- an estimate of demand for March 2012 in the amount of \$848,742
- estimates of energy for March 2012 in the amount of \$834,135

Not included in the purchase power cost are the following true-ups:

- a true-up for demand for March 2012 in the amount of (\$49,232) booked in April 2012
- true-ups for energy for March 2012 in the amount of \$22,613 booked in April 2012

Included in the purchased power cost are the following true-ups of estimates at the beginning of the test year:

- a true-up of demand for March 2011 in the amount of \$40,493 booked in April 2011
- true-ups of energy for March 2011 in the amount of \$452 booked in April 2011

Demand payments are only made to Ohio Valley Electric Corporation (OVEC) and are comprised of actual expenses for debt, operations and maintenance, taxes, and other items not directly related to the plant capacity, so no demand kW are shown.

Estimates are recorded only for OVEC, Illinois Municipal Electric Agency (IMEA), and Indiana Municipal Power Agency (IMPA).

The OVEC estimate comes from OVEC's budgeted demand and energy costs split between KU and LG&E based on their respective ownership percentages. The March 2012 estimates for OVEC were trued-up to actual in April 2012.

The IMEA and IMPA estimates for energy come from the tiered imbalance energy that, per the contract, can be exchanged in-kind. The March 2012 estimates were trued-up to actual in April 2012.

KENTUCKY UTILITIES COMPANY

CASE NO. 2012-00221

**Response to Commission Staff's First Request for Information
Dated June 15, 2012**

Question No. 12

Responding Witness: Valerie L. Scott

- Q-12. Provide the following information, in comparative form, for the test year and the 12-month period immediately preceding the test year:
- a. A Kentucky jurisdictional operations income statement, statement of changes in financial position, statement of cash flows, statement of changes in owner's equity, and balance sheet.
 - b. A total company income statement, statement of changes in financial position, statement of cash flows, statement of changes in owner's equity, and balance sheet.
- A-12. a. See attached Kentucky Jurisdictional Electric Operations Income Statement and Kentucky Jurisdictional Electric Balance Sheet. Unlike net operating income, the Company does not maintain its books in the manner necessary to develop a jurisdictional balance sheet. The attached Kentucky jurisdictional balance sheet was developed by directly assigning accounts to the Kentucky jurisdiction where direct assignment was evident and by allocating remaining balances based on appropriate methodologies. Due to the different methodologies used in developing the Kentucky jurisdictional balance sheet, an adjustment is required in calculating Total Liabilities in order to balance the balance sheet. Jurisdictional Statements of Changes in Financial Position, Cash Flows and Changes in Owner's Equity are not prepared by the Company.
- b. See attached Total Company Income Statement, Balance Sheet, Statement of Cash Flows and Statement of Changes in Owner's Equity. A Statement of Changes in Financial Position is not prepared by the Company.

KENTUCKY UTILITIES COMPANY

CASE NO. 2012-00221

Response to First Data Request of Commission Staff Dated June 15, 2012

COMPARATIVE STATEMENTS OF OPERATING INCOME- KENTUCKY RETAIL JURISDICTION

	Twelve Months Ended	
	3/31/2012	3/31/2011
OPERATING REVENUES		
Residential Sales	\$ 476,589,863	\$ 507,825,684
Small (or Comm) - Rural Comm & Comm L&P	325,060,747	332,508,817
Large (or Ind) - Industrial & Mine Power	369,263,988	357,722,101
Public Street and Highway Lighting	10,423,250	11,006,268
Other Sales to Public Authorities	110,363,223	105,748,233
Total Sales to Ultimate Consumers	1,291,701,071	1,314,811,103
Sales for Resale	28,434,599	17,099,857
Total Sales of Electricity	1,320,135,670	1,331,910,960
Other Operating Revenues		
Late Payment Charges	6,910,624	9,157,499
Rent from Electric Property	2,206,637	2,257,050
Miscellaneous Service Revenues	2,153,990	968,009
Other Electric Revenues	10,669,999	7,439,200
Total Other Operating Revenues	21,941,250	19,821,758
Total Operating Revenue	1,342,076,920	1,351,732,718
OPERATING EXPENSES		
Fuel	448,373,620	435,972,241
Power Purchased	90,060,701	134,095,065
Operation Expenses	209,555,261	200,276,116
Maintenance Expenses	110,798,401	96,826,589
Depreciation Expense	161,166,061	132,717,223
Amortization Expense	6,534,688	5,761,204
Regulatory Credits	(5,207,773)	(5,151,771)
Taxes Other than Income Taxes	25,846,050	19,081,417
Income Taxes - Federal, State, and Deferred	89,659,334	95,181,251
Accretion Expense	2,542,421	3,149,800
Investment Tax Credit Adjustment - Net	-	-
(Gains) from Disposition of Allowances	(768)	(13,889)
Total Utility Operating Expenses	1,139,327,996	1,117,895,246
Net Utility Operating Income	\$ 202,748,924	\$ 233,837,472

KENTUCKY UTILITIES COMPANY

CASE NO. 2012-00221

Response to First Data Request of Commission Staff Dated June 15, 2012

COMPARATIVE BALANCE SHEETS - KENTUCKY JURISDICTION ONLY

<u>ASSETS</u>	<u>3/31/2012</u>	<u>3/31/2011</u>
UTILITY PLANT		
Utility Plant	\$ 5,653,048,566	\$ 5,469,210,594
Construction Work in Progress	299,563,000	236,213,450
Total Utility Plant	5,952,611,566	5,705,424,044
Less: Accumulated Provision for Depreciation	2,091,528,460	1,994,726,789
Net Utility Plant	3,861,083,106	3,710,697,255
OTHER PROPERTY AND INVESTMENTS (1)		
Nonutility Property-Less Reserve	-	-
Investment in Subsidiary Companies	-	-
Other Investments	-	-
Special Funds	-	-
Total Other Property and Investments	-	-
CURRENT AND ACCRUED ASSETS		
Cash	23,367,654	28,434,584
Special Deposits	-	447,013
Working Funds	33,726	34,113
Temporary Cash Investments	16,674,188	20,981,593
Customer Accounts Receivable	61,858,828	63,578,796
Other Accounts Receivable	10,246,902	13,674,013
Less: Accum Prov. for Uncollectable Accts-Credit	1,909,427	7,397,885
Accounts Receivable from Associated Companies	2,878,965	2,142
Fuel	75,044,815	78,571,785
Plant Materials and Operating Supplies	29,704,618	29,035,910
Allowances	359,606	468,280
Stores Expense Undistributed	8,846,550	8,157,602
Prepayments	5,271,528	6,781,882
Interest and Dividends Receivable	8,744	8,733
Accrued Utility Revenues	56,527,000	61,634,000
Miscellaneous Current Assets	776	126,268
Total Current and Accrued Assets	288,914,473	304,538,829
DEFERRED DEBITS		
Unamortized Debt Expense	18,375,925	18,311,469
Other Regulatory Assets	226,679,655	237,101,580
Preliminary Survey and Inventory	3,614,622	3,204,964
Clearing Accounts	-	-
Miscellaneous Deferred Debits	36,167,181	34,158,830
Unamortized Loss on Re-Acquired Debt	10,174,601	10,688,153
Accumulated Deferred Income Taxes	74,623,809	83,390,102
Total Deferred Debits	369,635,793	386,855,098
Total Assets	\$ 4,519,633,372	\$ 4,402,091,182

(1) Kentucky Utilities Company does not earn a return on its investments in subsidiary companies from retail customers, as evidenced by the capitalization adjustment KU makes to remove from its retail jurisdiction, the entire value of its investments in subsidiaries. Please see Blake Exhibit 2, Columns 4, 5 and 6.

**KENTUCKY UTILITIES COMPANY
CASE NO. 2012-00221**

Response to First Data Request of Commission Staff Dated June 15, 2012

COMPARATIVE BALANCE SHEETS - KENTUCKY JURISDICTION ONLY

<u>LIABILITIES & PROPRIETARY CAPITAL</u>	<u>3/31/2012</u>	<u>3/31/2011</u>
PROPRIETARY CAPITAL		
Common Stock Issued	\$ 269,720,870	\$ 269,317,889
Paid in Capital	276,476,677	276,063,602
(Less) Capital Stock Expense	281,230	280,810
Retained Earnings	1,318,249,443	1,279,103,071
Unappropriated Undistributed Subsidiary Earnings	-	-
Total Proprietary Capital	<u>1,864,165,760</u>	<u>1,824,203,752</u>
LONG-TERM DEBT		
Bonds	1,620,022,939	1,617,602,512
Unamortized Discount on Long-Term Debt	(8,778,605)	(9,320,705)
Total Long-Term Debt	<u>1,611,244,334</u>	<u>1,608,281,807</u>
OTHER NON-CURRENT LIABILITIES		
Accumulated Provision for Injuries and Damages	2,339,537	2,128,118
Accumulated Provision for Pensions and Benefits	119,820,870	121,406,684
Total Other Non-Current Liabilities	<u>122,160,407</u>	<u>123,534,802</u>
CURRENT AND ACCRUED LIABILITIES		
Accounts Payable	79,733,267	68,570,307
Accounts Payable to Associated Companies	-	-
Customer Deposits	22,530,992	22,320,855
Taxes Accrued	13,500,221	20,855,565
Interest Accrued	22,783,370	20,517,776
Tax Collections Payable	3,341,899	3,430,278
Miscellaneous Current and Accrued Liabilities	15,424,908	14,959,716
Total Current and Accrued Liabilities	<u>157,314,657</u>	<u>150,654,497</u>
DEFERRED CREDITS		
Customer Advances for Construction	2,936,189	2,867,680
Accumulated Deferred Investment Tax Credits	86,299,725	88,911,548
Other Deferred Credits	10,869,046	14,597,182
Other Regulatory Liabilities	94,973,993	103,370,288
Asset Retirement Obligation	54,156,512	47,386,917
Miscellaneous Long-Term Liabilities	-	5,806
Accumulated Deferred Income Taxes	509,441,898	422,030,679
Total Deferred Credits	<u>758,677,363</u>	<u>679,170,100</u>
Jurisdictional Adjustment to Balance	<u>6,070,851</u>	<u>16,246,224</u>
Total Liabilities and Stockholders Equity	<u>\$ 4,519,633,372</u>	<u>\$ 4,402,091,182</u>

KENTUCKY UTILITIES COMPANY

CASE NO. 2012-00221

Response to First Data Request of Commission Staff Dated June 15, 2012

COMPARATIVE STATEMENTS OF OPERATING INCOME- TOTAL COMPANY

	Twelve Months Ended	
	<u>3/31/2012</u>	<u>3/31/2011</u>
OPERATING REVENUES		
Residential Sales	\$ 509,303,763	\$ 544,479,056
Small (or Comm) - Rural Comm & Comm L&P	341,388,549	350,227,833
Large (or Ind) - Industrial & Mine Power	386,590,977	373,172,972
Public Street and Highway Lighting	10,746,105	11,393,626
Other Sales to Public Authorities	116,822,208	112,670,055
Rate Refunds	-	355,385
Total Sales to Ultimate Consumers	<u>1,364,851,602</u>	<u>1,392,298,927</u>
Sales for Resale	131,073,994	121,269,834
Total Sales of Electricity	<u>1,495,925,596</u>	<u>1,513,568,761</u>
Other Operating Revenues		
Late Payment Charges	7,125,786	9,327,113
Miscellaneous Service Revenues	2,350,977	2,382,727
Rent from Electric Property	2,338,708	1,057,961
Other Electric Revenue	14,294,891	11,260,809
Total Other Operating Revenues	<u>26,110,362</u>	<u>24,028,610</u>
Total Operating Revenue	1,522,035,958	1,537,597,371
OPERATING EXPENSES		
Fuel	516,817,356	501,144,495
Power Purchased	103,829,270	154,190,992
Operation Expenses	234,009,084	223,494,401
Maintenance Expenses	126,205,680	109,746,893
Depreciation Expense	184,687,594	151,138,301
Amortization Expense	7,505,149	6,594,409
Regulatory Credits	(6,011,854)	(5,940,201)
Taxes Other than Income Taxes	29,144,074	21,337,850
Income Taxes - Federal, State, and Deferred	98,561,045	108,546,372
Accretion Expense	2,934,109	3,631,504
Investment Tax Credit Adjustment - Net	-	-
(Gains) from Disposition of Allowances	(887)	(16,020)
Total Utility Operating Expenses	<u>1,297,680,620</u>	<u>1,273,868,996</u>
Net Utility Operating Income	224,355,338	263,728,375
Total Other Income	426,850	(62,310)
Total Other Income Deductions	1,316,803	1,867,366
Total Taxes on Other income and Deductions	(4,270,774)	(2,659,886)
Net Other Income and Deductions	<u>3,380,821</u>	<u>730,210</u>
INTEREST		
Interest on Long-Term Debt	61,076,334	70,677,066
Amort. of Debt Discount and Expenses	3,168,966	1,855,596
Amort. of Loss on Re-Acquired Debt	604,973	-
Interest on Debt to Associated Companies	3,576	-
Other Interest Charges	5,103,805	4,496,292
Allowance for Borrowed Funds Used During		
Construction	(13,892)	(731,782)
Total Interest Charges	<u>69,943,762</u>	<u>76,297,172</u>
Net Income	<u>\$ 157,792,397</u>	<u>\$ 188,161,413</u>

KENTUCKY UTILITIES COMPANY**CASE NO. 2012-00221****Response to First Data Request of Commission Staff Dated June 15, 2012****TOTAL COMPANY BALANCE SHEET**

<u>ASSETS</u>	<u>3/31/2012</u>	<u>3/31/2011</u>
UTILITY PLANT		
Utility Plant	\$ 6,492,570,023	\$ 6,260,173,245
Construction Work in Progress	345,238,438	275,053,240
Total Utility Plant	<u>6,837,808,461</u>	<u>6,535,226,485</u>
Less: Accumulated Provision for Depreciation	2,419,286,203	2,294,097,036
Net Utility Plant	<u>4,418,522,258</u>	<u>4,241,129,449</u>
OTHER PROPERTY AND INVESTMENTS		
Nonutility Property-Less Reserve	179,121	179,121
Investment in Subsidiary Companies	6,465,196	12,916,181
Other Investments	250,000	250,000
Special Funds	-	-
Total Other Property and Investments	<u>6,894,317</u>	<u>13,345,302</u>
CURRENT AND ACCRUED ASSETS		
Cash	26,696,149	32,533,420
Special Deposits	-	511,450
Working Funds	38,530	39,030
Temporary Cash Investments	19,049,263	24,006,083
Customer Accounts Receivable	76,300,043	78,357,795
Other Accounts Receivable	11,706,473	15,645,118
Less: Accum Prov. for Uncollectable Accts-Credit	2,181,406	8,464,288
Accounts Receivable from Associated Companies	3,237,051	2,400
Fuel	86,500,323	90,317,258
Plant Materials and Operating Supplies	34,275,060	33,292,754
Allowances	415,495	540,134
Stores Expense Undistributed	10,207,802	9,353,558
Prepayments	5,995,930	7,705,071
Interest and Dividends Receivable	9,989	9,992
Accrued Utility Revenues	67,598,169	73,235,000
Miscellaneous Current Assets	887	144,469
Total Current and Accrued Assets	<u>339,849,758</u>	<u>357,229,244</u>
DEFERRED DEBITS		
Unamortized Debt Expense	20,993,396	20,951,061
Other Regulatory Assets	267,700,866	278,343,043
Preliminary Survey and Inventory	4,129,489	3,666,958
Clearing Accounts	-	-
Miscellaneous Deferred Debits	41,777,908	39,398,290
Unamortized Loss on Re-Acquired Debt	11,623,874	12,228,847
Accumulated Deferred Income Taxes	85,241,360	95,312,656
Total Deferred Debits	<u>431,466,893</u>	<u>449,900,855</u>
Total Assets	<u>\$ 5,196,733,226</u>	<u>\$ 5,061,604,850</u>

KENTUCKY UTILITIES COMPANY

CASE NO. 2012-00221

Response to First Data Request of Commission Staff Dated June 15, 2012

TOTAL COMPANY BALANCE SHEET

<u>LIABILITIES & PROPRIETARY CAPITAL</u>	<u>3/31/2012</u>	<u>3/31/2011</u>
PROPRIETARY CAPITAL		
Common Stock Issued	\$ 308,139,978	\$ 308,139,978
Paid in Capital	315,858,083	315,858,083
(Less) Capital Stock Expense	321,289	321,289
Other Comprehensive Income	(5,681,777)	(2,499,969)
Retained Earnings	1,506,021,217	1,463,485,376
Unappropriated Undistributed Subsidiary Earnings	14,468,539	15,711,983
Total Proprietary Capital	<u>2,138,484,751</u>	<u>2,100,374,162</u>
LONG-TERM DEBT		
Bonds	1,850,779,405	1,850,779,405
Unamortized Discount on Long-Term Debt	(10,029,031)	(10,664,281)
Total Long-Term Debt	<u>1,840,750,374</u>	<u>1,840,115,124</u>
OTHER NON-CURRENT LIABILITIES		
Accumulated Provision for Injuries and Damages	2,630,530	2,384,017
Accumulated Provision for Pensions and Benefits	134,724,221	136,005,405
Total Other Non-Current Liabilities	<u>137,354,751</u>	<u>138,389,422</u>
CURRENT AND ACCRUED LIABILITIES		
Accounts Payable	89,650,512	76,815,641
Accounts Payable to Associated Companies	35,561,725	38,226,572
Customer Deposits	23,057,678	22,823,009
Taxes Accrued	15,423,196	23,861,888
Interest Accrued	26,028,639	23,475,407
Tax Collections Payable	3,944,890	4,031,601
Miscellaneous Current and Accrued Liabilities	16,640,201	16,120,728
Total Current and Accrued Liabilities	<u>210,306,841</u>	<u>205,354,846</u>
DEFERRED CREDITS		
Customer Advances for Construction	3,147,886	2,874,868
Accumulated Deferred Investment Tax Credits	100,707,741	103,507,851
Other Deferred Credits	12,482,364	16,560,938
Other Regulatory Liabilities	108,999,484	117,373,178
Asset Retirement Obligation	62,573,226	54,658,038
Miscellaneous Long-Term Liabilities	-	6,643
Accumulated Deferred Income Taxes	581,925,807	482,369,780
Total Deferred Credits	<u>869,836,508</u>	<u>777,351,296</u>
Total Liabilities and Stockholders Equity	<u>\$ 5,196,733,225</u>	<u>\$ 5,061,584,850</u>

KENTUCKY UTILITIES COMPANY
CASE NO. 2012-00221
Response to First Data Request of Commission Staff Dated June 15, 2012

STATEMENT OF CHANGES IN OWNER'S EQUITY

	COMMON STOCK	COMMON STOCK EXPENSE	OTHER PAID-IN CAPITAL	OTHER COMPREHENSIVE INCOME	RETAINED EARNINGS	UNAPPROPRIATED UNDISTRIBUTED SUBSIDIARY EARNINGS
BALANCE AT 03/31/2010	\$ 308,139,978	\$ (321,289)	\$ 315,858,083	\$ -	\$ 1,358,185,344	\$ 13,850,602
Credits From Income					188,161,413	
Equity in Subsidiary - Earnings - EEI					(1,861,381)	1,861,381
Equity in Subsidiary - Investment- EEI				(2,499,969)		
Common Stock Dividends					(81,000,000)	
Capital Infusion						
BALANCE AT 03/31/2011	<u>308,139,978</u>	<u>(321,289)</u>	<u>315,858,083</u>	<u>(2,499,969)</u>	<u>1,463,485,376</u>	<u>15,711,983</u>
Credits From Income					157,792,397	
Equity in Subsidiary - Earning - EEI					1,243,444	(1,243,444)
Equity in Subsidiary - Investment- EEI				(3,181,808)		
Common Stock Dividends					(116,500,000)	
Capital Infusion						
BALANCE AT 03/31/2012	<u><u>\$ 308,139,978</u></u>	<u><u>\$ (321,289)</u></u>	<u><u>\$ 315,858,083</u></u>	<u><u>\$ (5,681,777)</u></u>	<u><u>\$ 1,506,021,217</u></u>	<u><u>\$ 14,468,539</u></u>

KENTUCKY UTILITIES COMPANY

CASE NO. 2012-00221

Response to First Data Request of Commission Staff Dated June 15, 2012

COMPARATIVE STATEMENT OF CASH FLOWS

	<u>3/31/2012</u>	<u>3/31/2011</u>
Cash Flows from Operating Activities		
Net income	157,792,397	188,161,413
Items not requiring (providing) cash currently:		
Depreciation	184,687,594	151,138,301
Amortization	7,505,150	6,594,409
Deferred income taxes - net	109,662,873	45,723,557
Investment Tax Credit	(2,835,661)	(604,091)
Gain on disposal of assets	(87,835)	21,252
Other	11,950,970	(36,265,808)
Change in receivables	(9,686,266)	37,715,435
Change in inventory	2,625,174	9,778,928
Change in allowance inventory	124,639	271,920
Change in payables and accrued expenses	4,931,246	(14,185,101)
Change in regulatory assets	10,872,405	(49,587,110)
Change in regulatory liabilities	(8,176,226)	70,058,876
Change in other deferred debits	5,536,409	(6,048,587)
Change in other deferred credits	(3,798,342)	(305,167)
Pension and postretirement funding	(22,931,199)	(50,324,376)
Other	(4,178,219)	48,968,099
Less: Allowance for other funds used during construction	(31,737)	1,686,755
Less: Undistributed earnings of subsidiary company	1,243,444	(1,861,381)
Net cash provided (used) by operating activities	<u>445,206,816</u>	<u>400,937,324</u>
Cash Flows from Investing Activities		
Gross additions to utility plant - construction expenditures	(324,170,301)	(365,714,200)
Less: Allowance for other funds used during construction	31,737	(1,686,755)
Proceeds received from sales of property	(190,229)	(14,034)
Change in derivatives	2,802	4,225
Change in restricted cash	285,761	(285,761)
Other	(12,884,510)	(11,618,874)
Net cash provided (used) by investing activities	<u>(336,924,740)</u>	<u>(379,315,399)</u>
Cash Flows from Financing Activities		
Proceeds from issuance of long-term debt	(2,576,167)	1,471,922,404
Payments for retirement of long-term debt	-	(1,298,000,000)
Net change in short-term debt	-	(61,143,954)
Dividends on common stock	(116,500,000)	(81,000,000)
Net cash provided (used) by financing activities	<u>(119,076,167)</u>	<u>31,778,450</u>
Net Increase (Decrease) in Cash and Cash Equivalents	(10,794,091)	53,400,375
Cash and Cash Equivalents at Beginning of Period	<u>56,539,503</u>	<u>3,139,128</u>
Cash and Cash Equivalents at End of Period	<u><u>45,745,412</u></u>	<u><u>56,539,503</u></u>

KENTUCKY UTILITIES COMPANY

CASE NO. 2012-00221

**Response to Commission Staff's First Request for Information
Dated June 15, 2012**

Question No. 13

Responding Witness: Valerie L. Scott

Q-13. Provide the following:

- a. A trial balance as of the last day of the test year (all income statement accounts should show activity for 12 months) showing account number, account title, and amount. Provide this information on a Kentucky jurisdictional operations only basis.
- b. A trial balance as of the last day of the test year (all income statement accounts should show activity for 12 months) showing account number, account title, and amount. Provide this information on a total company basis.

A-13. a. See attached. Separate balance sheet accounts are not maintained by jurisdiction, therefore, a separate trial balance for balance sheet accounts is not provided.

- b. See attached.

KENTUCKY UTILITIES COMPANY
TRIAL BALANCE - INCOME STATEMENT ACCOUNTS
FOR THE PERIOD APRIL 1, 2011 - MARCH 31, 2012

Account	Description	Total Company Amount	Allocator(1)	KY Jurisdiction Balance
403011	DEPREC EXP - STEAM POWER GEN	\$ 64,043,216.22	0.87264	\$ 55,886,768.92
403012	DEPREC EXP - HYDRO POWER GEN	149,574.55	0.87264	130,524.96
403013	DEPREC EXP - OTH POWER GEN	17,326,740.45	0.87264	15,120,032.95
403014	DEPREC EXP - TRANSMISSION	11,593,849.47	0.87264	10,117,274.31
403015	DEPREC EXP - DISTRIBUTION	34,277,838.99	0.87264	29,912,265.18
403016	GENERAL DEPRECIATION EXPENSE	6,408,657.66	0.87264	5,592,460.70
403026	DEPREC. EXP. - STEAM - ECR	47,809,970.45	0.87264	41,720,964.81
403111	DEPREC EXP ARO STEAM	3,057,359.77	0.87264	2,667,979.05
403112	DEPREC EXP ARO TRANSMISSION	6,290.27	0.87264	5,489.15
403113	DEPREC EXP ARO OTHER PRODUCTION	678.84	0.87264	592.38
403114	DEPREC EXP ARO HYDRO	972.96	0.87264	849.05
403115	DEPREC EXP ARO DISTRIBUTION	12,443.93	0.87264	10,859.09
404401	AMT-EL INTAN PLT-RTL	7,505,149.44	0.87069	6,534,688.09
407401	REGULATORY CREDITS - GENERATION ACCRETION	(2,899,712.88)	0.86625	(2,511,878.49)
407402	REGULATORY CREDITS - TRANSMISSION ACCRETION	(11,161.90)	0.86625	(9,669.00)
407405	REGULATORY CREDITS - DISTRIBUTION ACCRETION	(23,233.87)	0.86625	(20,126.36)
407421	REGULATORY CREDITS - GENERATION DEPRECIATION	(3,059,011.57)	0.86625	(2,649,871.10)
407422	REGULATORY CREDITS - TRANSMISSION DEPRECIATION	(6,290.27)	0.86625	(5,448.95)
407425	REGULATORY CREDITS - DISTRIBUTION DEPRECIATION	(12,443.93)	0.86625	(10,779.56)
408101	TAX-NON INC-UTIL OPR	94,929.10	0.88684	84,186.66
408102	REAL AND PERSONAL PROP. TAX	17,465,361.19	0.88684	15,488,932.45
408103	KY PUBLIC SERVICE COMMISSION TAX	1,985,993.81	0.88684	1,761,253.24
408105	FEDERAL UNEMP TAX	88,465.38	0.88684	78,454.39
408106	FICA TAX	4,854,130.69	0.88684	4,304,823.79
408107	STATE UNEMP TAX	72,328.96	0.88684	64,144.01
408108	REAL AND PERSONAL PROP TAX - ECR	1,977,500.00	0.88684	1,753,720.61
408195	FEDERAL UNEMP TAX - INDIRECT	26,054.17	0.88684	23,105.81
408196	FICA TAX - INDIRECT	2,518,208.67	0.88684	2,233,241.19
408197	STATE UNEMP TAX - INDIRECT	61,102.52	0.88684	54,187.99
408202	TAX-NON INC-OTHER	2,004.00	0.00000	-
409101	FED INC TAX-UTIL OPR	(17,247,753.46)	0.90968	(15,689,992.88)
409102	KY ST INCOME TAXES	1,899,319.18	0.90968	1,727,778.90
409203	FED INC TAX-OTHER	(759,078.57)	0.00000	-
409206	ST INC TAX-OTHER	(222,578.50)	0.00000	-
410101	DEF FED INC TAX-OPR	221,412,302.68	0.90968	201,415,069.03
410102	DEF ST INC TAX-OPR	30,833,733.05	0.90968	28,048,931.32
410203	DEF FEDERAL INC TX	555,263.50	0.00000	-
410204	DEF STATE INC TAX	85,513.18	0.00000	-
411101	FED INC TX DEF-CR-OP	(118,600,327.09)	0.90968	(107,888,734.18)
411102	ST INC TAX DEF-CR-OP	(19,736,229.97)	0.90968	(17,953,718.35)
411150	ACCRETION EXPENSE - GENERATION	2,899,712.88	0.86651	2,512,617.10
411151	ACCRETION EXPENSE - TRANSMISSION	11,161.90	0.86651	9,671.85
411155	ACCRETION EXPENSE - DISTRIBUTION	23,233.87	0.86651	20,132.28
411201	FD INC TX DEF-CR-OTH	(970,539.86)	0.00000	-
411202	ST INC TX DEF-CR-OTH	(161,247.47)	0.00000	-
411802	GAIN-DISP OF ALLOW	(886.52)	0.86549	(767.27)
415004	MERCHANDISE SALES	(29,845.40)	0.86549	(25,830.90)
416004	MERCHANDISE COST OF SALES	684.76	0.86549	592.65
417004	SERVICE CHARGE AND SUPERVISORY FEE - IMEA AND IMPA	(48,284.52)	0.00000	-
418001	NONOPR RENT INCOME	(22,182.93)	0.00000	-
418107	EQUITY IN EARNINGS OF SUBS-EEI	1,243,444.00	0.00000	-
419005	INT INC-FED TAX PMT	(3.55)	0.00000	-
419014	DIVS FROM INVESTMENT	(44,587.86)	0.00000	-
419150	ALLOW FOR FUNDS USED DURING CONSTRUC-EQUITY	(47,125.06)	0.00000	-
419205	INTEREST INCOME FROM FINANCIAL HOLDINGS	1,407.35	0.00000	-
419206	INTEREST INCOME FROM OTHER LOANS & RECEIVABLES	(25,862.14)	0.00000	-
419209	INT INC-ASSOC CO	(1,942.66)	0.00000	-
419211	DIVIDENDS FROM OVEC	(25,000.00)	0.00000	-
420003	AMORTIZATION OF ITC	(2,800,110.74)	0.00000	-
421001	MISC NONOPR INCOME	(1,494,721.53)	0.00000	-
421101	GAIN-PROPERTY DISP	(74,006.62)	0.00000	-
421201	LOSS-PROPERTY DISP	1,601.64	0.00000	-
421550	MTM INCOME - ELECTRIC - NONHEDGING	141,175.90	0.00000	-
426101	DONATIONS	1,179,760.45	0.00000	-
426191	DONATIONS - INDIRECT	22,918.92	0.00000	-
426201	LIFE INSURANCE	(1,973,239.80)	0.00000	-
426301	PENALTIES	299,286.84	0.00000	-
426401	EXP-CIVIC/POL/REL	4,403.58	0.00000	-
426491	EXP-CIVIC/POL/REL - INDIRECT	1,113,740.63	0.00000	-
426501	OTHER DEDUCTIONS	837,792.97	0.00000	-
426550	MTM LOSSES - ELECTRIC - NONHEDGING	(309,241.41)	0.00000	-
426591	OTHER DEDUCTIONS - INDIRECT	139,779.53	0.00000	-
427009	INT EXP-FMB KU2010 \$250M 11/15	4,062,499.98	0.85615	3,478,123.17
427010	INT EXP-FMB KU2010 \$500M 11/20	16,249,999.98	0.85615	13,912,492.75
427011	INT EXP-FMB KU2010 \$750M 11/40	38,437,500.00	0.85615	32,908,396.36
427014	INT EXP-PCB CC2007A \$17.8M 02/26	1,027,812.51	0.85615	879,965.18
427015	INT EXP-PCB TC2007A \$8.9M 03/37	535,620.00	0.85615	458,572.88
427103	INT EXP-PCB CC2008A \$77.9M 02/32	128,318.36	0.85615	109,860.20
427148	INT EXP-PCB MERC2000A \$12.9M 05/23	19,921.68	0.85615	17,056.01
427184	INT EXP-PCB CC2002A \$20.93M 2/32	150,526.09	0.85615	128,873.44
427185	INT EXP-PCB CC2002B \$2.4M 2/32	16,905.20	0.85615	14,473.44
427186	INT EXP-PCB MERC2002A \$7.4M 2/32	52,093.79	0.85615	44,600.28
427187	INT EXP-PCB MUHC2002A \$2.4M 2/32	16,895.31	0.85615	14,464.98
427188	INT EXP-PCB CC2002C \$96M 10/32	207,152.10	0.85615	177,353.97
427192	INT EXP-PCB CC2004A \$50M 10/34	81,941.60	0.85615	70,154.58
427199	INT EXP-PCB CC2006B \$54M 10/34	89,147.52	0.85615	76,323.95

(1) Jurisdictional Allocator is truncated from actual.

KENTUCKY UTILITIES COMPANY
TRIAL BALANCE - INCOME STATEMENT ACCOUNTS
FOR THE PERIOD APRIL 1, 2011 - MARCH 31, 2012

Account	Description	Total Company Amount	Allocator(1)	KY Jurisdiction Balance
428007	AM EXP-KU REVOLVING CREDIT \$400M 12/14	938,215.61	0.85615	803,256.49
428013	AM EXP-KU LETTER OF CREDIT FACILITY \$198.309M 4/14	266,993.18	0.85615	228,587.12
428090	OTHER AMORT OR DEBT DISCOUNT AND EXP	1,328,507.42	0.85615	1,137,406.15
428190	OTHER AMORT-REACQ DEBT	604,972.68	0.85615	517,949.42
428209	AM DISC-FMB KU2010 \$250M 11/15	174,999.98	0.85615	149,826.83
428210	AM DISC-FMB KU2010 \$500M 11/20	189,000.00	0.85615	161,812.99
428211	AM DISC-FMB KU2010 \$750M 11/40	271,250.02	0.85615	232,231.63
430002	INT-DEBT TO ASSOC CO	3,576.07	0.85615	3,061.66
431002	INT-CUST DEPOSITS	1,373,105.57	0.85615	1,175,589.00
431004	INT-OTHER TAX DEFNCY	170,466.75	0.85615	145,945.69
431008	INT-DSM COST RECOVER	1,801.12	0.85615	1,542.04
431015	INTEREST ON RATES REFUND-RETAIL	8.61	0.85615	7.37
431016	INTEREST ON REFUNDS - MUNICIPALS	563.66	0.85615	482.58
431104	INTEREST EXPENSE FROM FINANCIAL LIABILITIES	3,557,859.86	0.85615	3,046,073.82
432001	ALLOW FOR FUNDS USED DURING CONSTRUCT-BORROWED	(13,892.09)	0.85615	(11,893.76)
440101	ELECTRIC RESIDENTIAL DSM	(15,317,209.85)	1.00000	(15,317,209.85)
440102	ELECTRIC RESIDENTIAL ENERGY NON-FUEL REV	(218,820,544.45)	0.92450	(202,300,160.11)
440103	ELECTRIC RESIDENTIAL ENERGY FUEL REV	(169,153,240.61)	0.92450	(156,382,609.06)
440104	ELECTRIC RESIDENTIAL FAC	(4,213,460.99)	1.00000	(4,213,460.99)
440111	ELECTRIC RESIDENTIAL ECR	(14,117,356.93)	1.00000	(14,117,356.93)
440112	ELECTRIC RESIDENTIAL MSR	(1.51)	1.00000	(1.51)
440117	ELECTRIC RESIDENTIAL ENERGY ECR	(42,344,179.96)	1.00000	(42,344,179.96)
440119	ELECTRIC RESIDENTIAL CUST CHG REV	(45,337,768.55)	0.92450	(41,914,884.45)
442101	ELECTRIC SMALL COMMERCIAL DSM	(3,454,940.99)	1.00000	(3,454,940.99)
442102	ELECTRIC SMALL COMMERCIAL ENERGY NON-FUEL REV	(77,791,452.23)	0.94416	(73,447,209.45)
442103	ELECTRIC SMALL COMMERCIAL ENERGY FUEL REV	(53,066,268.54)	0.94416	(50,102,797.01)
442104	ELECTRIC SMALL COMMERCIAL FAC	(1,373,841.17)	1.00000	(1,373,841.17)
442111	ELECTRIC SMALL COMMERCIAL ECR	(5,535,888.71)	1.00000	(5,535,888.71)
442112	ELECTRIC SMALL COMMERCIAL MSR	202.51	1.00000	202.51
442116	ELECTRIC SMALL COMMERCIAL DEMAND ECR	(2,420,403.44)	1.00000	(2,420,403.44)
442117	ELECTRIC SMALL COMMERCIAL ENERGY ECR	(14,343,397.47)	1.00000	(14,343,397.47)
442118	ELECTRIC SMALL COMMERCIAL DEMAND CHG REV	(4,465,723.77)	0.94416	(4,216,336.62)
442119	ELECTRIC SMALL COMMERCIAL CUST CHG REV	(18,997,532.60)	0.94416	(17,936,620.49)
442201	ELECTRIC LARGE COMMERCIAL DSM	(821,592.90)	1.00000	(821,592.90)
442202	ELECTRIC LARGE COMMERCIAL ENERGY NON-FUEL REV	(20,360,980.01)	0.94416	(19,223,926.54)
442203	ELECTRIC LARGE COMMERCIAL ENERGY FUEL REV	(59,945,545.58)	0.94416	(56,597,902.67)
442204	ELECTRIC LARGE COMMERCIAL FAC	(1,546,006.12)	1.00000	(1,546,006.12)
442211	ELECTRIC LARGE COMMERCIAL ECR	(4,656,321.60)	1.00000	(4,656,321.60)
442212	ELECTRIC LARGE COMMERCIAL MSR	1.54	1.00000	1.54
442216	ELECTRIC LARGE COMMERCIAL DEMAND ECR	(13,899,770.55)	1.00000	(13,899,770.55)
442217	ELECTRIC LARGE COMMERCIAL ENERGY ECR	(958,034.28)	1.00000	(958,034.28)
442218	ELECTRIC LARGE COMMERCIAL DEMAND CHG REV	(52,802,786.87)	0.94416	(49,854,029.41)
442219	ELECTRIC LARGE COMMERCIAL CUST CHG REV	(4,948,265.73)	0.94416	(4,671,931.16)
442301	ELECTRIC INDUSTRIAL DSM	(146,598.63)	1.00000	(146,598.63)
442302	ELECTRIC INDUSTRIAL ENERGY NON-FUEL REV	(48,684,937.01)	0.94649	(46,079,653.86)
442303	ELECTRIC INDUSTRIAL ENERGY FUEL REV	(165,035,688.13)	0.94649	(156,204,112.63)
442304	ELECTRIC INDUSTRIAL FAC	(3,593,589.74)	1.00000	(3,593,589.74)
442311	ELECTRIC INDUSTRIAL ECR	(10,955,557.79)	1.00000	(10,955,557.79)
442316	ELECTRIC INDUSTRIAL DEMAND ECR	(41,606,800.21)	1.00000	(41,606,800.21)
442317	ELECTRIC INDUSTRIAL ENERGY ECR	(740,583.03)	1.00000	(740,583.03)
442318	ELECTRIC INDUSTRIAL DEMAND CHG REV	(69,910,238.20)	0.94649	(66,169,122.85)
442319	ELECTRIC INDUSTRIAL CUST CHG REV	(1,990,416.06)	0.94649	(1,883,902.68)
442601	MINE POWER DSM	(386.02)	1.00000	(386.02)
442602	MINE POWER ENERGY NON-FUEL REV	(6,984,205.61)	0.94649	(6,610,458.94)
442603	MINE POWER ENERGY FUEL REV	(18,413,912.47)	0.94649	(17,428,526.46)
442604	MINE POWER FAC	(270,477.44)	1.00000	(270,477.44)
442611	MINE POWER ECR	(933,485.94)	1.00000	(933,485.94)
442616	MINE POWER DEMAND ECR	(4,452,105.05)	1.00000	(4,452,105.05)
442617	MINE POWER ENERGY ECR	(101,877.42)	1.00000	(101,877.42)
442618	MINE POWER DEMAND CHG REV	(12,514,986.35)	0.94649	(11,845,270.31)
442619	MINE POWER CUST CHG REV	(255,132.36)	0.94649	(241,479.43)
444101	ELECTRIC STREET LIGHTING DSM	(5,598.33)	1.00000	(5,598.33)
444102	ELECTRIC STREET LIGHTING ENERGY NON-FUEL REV	(8,210,141.22)	0.96629	(7,933,340.33)
444103	ELECTRIC STREET LIGHTING ENERGY FUEL REV	(1,261,062.47)	0.96629	(1,218,546.37)
444104	ELECTRIC STREET LIGHTING FAC	(15,246.75)	1.00000	(15,246.75)
444111	ELECTRIC STREET LIGHTING ECR	(287,532.36)	1.00000	(287,532.36)
444112	ELECTRIC STREET LIGHTING MSR	(71.73)	1.00000	(71.73)
444114	ELECTRIC STREET LIGHTING VDT	(12.47)	1.00000	(12.47)
444117	ELECTRIC STREET LIGHTING ENERGY ECR	(861,499.65)	1.00000	(861,499.65)
444119	ELECTRIC STREET LIGHTING CUST CHG REV	(104,939.75)	0.96629	(101,401.76)
445101	ELECTRIC PUBLIC AUTH DSM	(701,298.57)	1.00000	(701,298.57)
445102	ELECTRIC PUBLIC AUTH ENERGY NON-FUEL REV	(23,805,143.45)	0.93504	(22,258,673.72)
445103	ELECTRIC PUBLIC AUTH ENERGY FUEL REV	(42,501,184.23)	0.93504	(39,740,150.89)
445104	ELECTRIC PUBLIC AUTH FAC	(944,767.17)	1.00000	(944,767.17)
445111	ELECTRIC PUBLIC AUTH ECR	(3,261,924.39)	1.00000	(3,261,924.39)
445112	ELECTRIC PUBLIC AUTH MSR	(558.85)	1.00000	(558.85)
445116	ELECTRIC PUBLIC AUTH DEMAND ECR	(9,238,850.50)	1.00000	(9,238,850.50)
445117	ELECTRIC PUBLIC AUTH ENERGY ECR	(2,573,820.07)	1.00000	(2,573,820.07)
445118	ELECTRIC PUBLIC AUTH DEMAND CHG REV	(25,907,267.75)	0.93504	(24,224,236.29)
445119	ELECTRIC PUBLIC AUTH CUST CHG REV	(3,012,492.08)	0.93504	(2,816,789.51)
445301	MUNI PUMPING DSM	(49,275.61)	1.00000	(49,275.61)
445302	MUNI PUMPING ENERGY NON-FUEL REV	(1,078,636.31)	0.93504	(1,008,564.13)
445303	MUNI PUMPING ENERGY FUEL REV	(1,809,872.10)	0.93504	(1,692,296.15)
445304	MUNI PUMPING FAC	(38,285.93)	1.00000	(38,285.93)
445311	MUNI PUMPING ECR	(144,839.43)	1.00000	(144,839.43)
445316	MUNI PUMPING DEMAND ECR	(297,966.14)	1.00000	(297,966.14)

(1) Jurisdictional Allocator is truncated from actual.

KENTUCKY UTILITIES COMPANY
TRIAL BALANCE - INCOME STATEMENT ACCOUNTS
FOR THE PERIOD APRIL 1, 2011 - MARCH 31, 2012

Account	Description	Total Company Amount	Allocator(1)	KY Jurisdiction Balance
445317	MUNI PUMPING ENERGY ECR	(146,066.41)	1.00000	(146,066.41)
445318	MUNI PUMPING DEMAND CHG REV	(1,171,606.67)	0.93504	(1,095,494.79)
445319	MUNI PUMPING CUST CHG REV	(138,352.32)	0.93504	(129,364.44)
447005	I/C SALES - OSS	(24,679,115.39)	0.86757	(21,410,783.10)
447006	I/C SALES NL	(1,640,988.11)	0.86757	(1,423,666.93)
447016	CLOSED 04/11 - SALES - MISO DAY 2 - OSS	54,542.73	0.86757	47,319.47
447050	SPOT SALES - ENERGY - KWH	(3,936,479.50)	0.86757	(3,415,159.23)
447110	SETTLED SWAP REVENUE	(211,887.80)	0.00000	-
447210	SETTLED SWAP EXPENSE	551,781.43	0.00000	-
447302	RESALE MUNICIPALS BASE REV	(7,511,515.97)	0.00000	-
447303	RESALE MUNICIPALS BASE REV FUEL	(46,121,665.26)	0.00000	-
447304	RESALE MUNICIPALS FAC	(5,184,550.76)	0.00000	-
447318	RESALE MUNICIPALS DEMAND CHG REV	(41,985,579.48)	0.06019	(2,527,189.63)
447319	RESALE MUNICIPALS CUST CHG REV	(408,536.00)	0.00000	-
450001	FORFEITED DISC/LATE PAYMENT CHARGE-ELEC	(7,124,560.15)	0.96997	(6,910,623.61)
450002	FORFEITED DISC/LATE PAYMENT CHARGE - MUNI INTEREST	(1,225.47)	0.00000	-
451001	RECONNECT CHRGE-ELEC	(1,791,597.25)	0.92633	(1,659,612.50)
451002	TEMPORARY SERV-ELEC	(43,650.70)	0.97791	(42,686.56)
451004	OTH SERVICE REV-ELEC	(515,729.09)	0.97791	(504,337.91)
454001	CATV ATTACH RENT	(1,107,156.88)	0.96374	(1,067,015.33)
454002	OTH RENT-ELEC PROP	(133,244.48)	1.00000	(133,244.48)
454003	RENT FRM FIBER OPTIC	113,528.27	1.00000	113,528.27
454006	FACILITY CHARGES	(1,191,117.69)	0.87862	(1,046,541.67)
454900	I/C JOINT USE RENT REVENUE-ELEC-INDIRECT	(20,717.25)	1.00000	(20,717.25)
456003	COMP-TAX REMIT-ELEC	(17,112.87)	1.00000	(17,112.87)
456007	RET CHECK CHRGE-ELEC	(139,731.85)	0.93652	(130,861.85)
456008	OTHER MISC ELEC REVS	(22,525.48)	1.00000	(22,525.48)
456028	EXCESS FACILITIES CHARGES/NRB ELECTRIC REV (ENDED 04/09)	(15,192.37)	0.93974	(14,276.87)
456030	FORFEITED REFUNDABLE ADVANCES	3,602.34	1.00000	3,602.34
456109	NL TRANSMISSION OF ELECTRIC ENERGY-3RD PARTY	(11,273,526.23)	0.74368	(8,383,905.79)
456114	INTERCOMPANY TRANSMISSION REVENUE - RETAIL SOURCING OSS	(2,778,000.31)	0.74368	(2,065,945.69)
456118	INTRACOMPANY TRANSMISSION REVENUE - NATIVE LOAD	(638,844.58)	0.74368	(475,096.49)
456119	INTRACOMPANY TRANSMISSION REVENUE - RETAIL SOURCING OSS	(202,594.16)	0.74368	(150,665.40)
456124	I/C TRANSMISSION RETAIL REVENUE - NATIVE LOAD	(52,404.01)	0.74368	(38,971.86)
456198	INTRACOMPANY TRANSMISSION REVENUE ELIMINATION - NL	638,844.58	0.74368	475,096.49
456199	INTRACOMPANY TRANSMISSION REVENUE ELIMINATION - RETAIL SOURCING OSS	202,594.16	0.74368	150,665.40
500100	OPER SUPER/ENG	2,971,029.74	0.85612	2,543,556.89
500900	OPER SUPER/ENG - INDIRECT	2,892,705.11	0.85612	2,476,501.63
501001	FUEL-COAL - TON	470,826,341.36	0.86757	408,473,339.31
501004	FUEL COAL - TO SOURCE UTILITY OSS	22,927,684.81	0.86757	19,891,299.94
501005	FUEL COAL - OSS	2,163,003.98	0.86757	1,876,550.61
501006	FUEL COAL - OFFSET	(25,801,224.14)	0.86757	(22,384,287.49)
501007	FUEL COAL - TO SOURCE UTILITY RETAIL	710,535.37	0.86757	616,436.95
501020	START-UP OIL -GAL	4,391,461.18	0.86757	3,809,886.27
501022	STABILIZATION OIL - GAL	3,209,509.33	0.86757	2,784,463.99
501090	FUEL HANDLING	5,210,187.55	0.86757	4,520,186.15
501091	FUEL SAMPLING AND TESTING	434,906.26	0.86757	377,310.27
501251	FLY ASH DISPOSAL	198,684.98	0.86757	172,372.51
501990	FUEL HANDLING - INDIRECT	847,066.17	0.86757	734,886.55
502001	OTHER WASTE DISPOSAL	(553,284.27)	0.85611	(473,672.58)
502002	BOILER SYSTEMS OPR	6,358,682.58	0.85611	5,443,736.14
502003	SDRS OPERATION	1,849,291.71	0.85611	1,583,198.41
502004	SDRS-H2O SYS OPR	1,877,004.97	0.85611	1,606,924.02
502006	SCRUBBER REACTANT EX	1,516,407.83	0.85611	1,298,212.96
502025	SCRUBBER REACTANT - OSS	77,053.08	0.85611	65,965.97
502026	SCRUBBER REACTANT - OFFSET	(77,053.08)	0.85611	(65,965.97)
502056	ECR SCRUBBER REACTANT EX	5,023,180.55	0.85611	4,300,398.58
502100	STM EXP(EX SDRS.SPP)	1,541,084.41	0.85611	1,319,338.84
502900	STM EXP(EX SDRS.SPP) - INDIRECT	26,286.49	0.85611	22,504.15
504001	STEAM XFERRED - CR - PROJECT USE	3,148.81	0.85611	2,695.73
505100	ELECTRIC SYS OPR	7,242,233.35	0.85612	6,200,218.15
506001	STEAM OPERATION-AIR QUALITY MONITORING AND CONTROL EQUIPMENT	35,770.37	0.85607	30,621.86
506051	ECR STEAM OPERATION-AIR QUALITY MONITORING AND CONTROL EQUIPMENT	37,933.75	0.85607	32,473.86
506100	MISC STM PWR EXP	6,937,378.59	0.85607	5,938,865.39
506104	NOX REDUCTION REAGENT	3,731,150.34	0.85607	3,194,117.11
506107	SCR/NOX - OSS	239,809.52	0.85607	205,293.17
506108	SCR/NOX - OFFSET	(239,809.52)	0.85607	(205,293.17)
506109	SORBENT INJECTION OPERATION	70,548.17	0.85607	60,394.01
506112	SORBENT REACTANT - REAGENT ONLY	780,416.68	0.85607	668,089.47
506150	ECR MERCURY MONITORS OPERATIONS	44,567.68	0.85607	38,152.95
506151	ECR ACTIVATED CARBON	1,273,897.29	0.85607	1,090,542.26
506152	ECR SORBENT REACTANT - REAGENT ONLY	10,433,270.58	0.85607	8,931,585.43
506154	ECR NOX REDUCTION REAGENT	921,918.41	0.85607	789,224.53
506155	ECR OPERATION OF SCR/NOX REDUCTION EQUIP	39,723.26	0.85607	34,005.80
506159	ECR SORBENT INJECTION OPERATION	344,236.54	0.85607	294,689.77
506900	MISC STM PWR EXP - INDIRECT	113.70	0.85607	97.33
507100	RENTS-STEAM	15,034.42	0.85612	12,871.26
509007	EMISSION ALLOWANCES - OSS	11,048.30	0.85612	9,458.67
509008	EMISSION ALLOWANCES - OFFSET	(11,048.30)	0.85612	(9,458.67)
509052	ECR SO2 EMISSION ALLOWANCES	116,454.39	0.85612	99,698.89
509053	ECR NOX EMISSION ALLOWANCES	7,498.63	0.85612	6,419.72
510100	MTCE SUPER/ENG - STEAM	7,698,348.79	0.85612	6,590,707.53
511100	MTCE-STRUCTURES	5,922,842.73	0.85486	5,063,204.96
512005	MAINTENANCE-SDRS	1,293,395.97	0.86146	1,114,210.51
512011	INSTR/CNTRL-ENVRNL	1,104,076.50	0.86146	951,119.13
512015	SDRS-COMMON H2O SYS	533,557.58	0.86146	459,639.18

(1) Jurisdictional Allocator is truncated from actual.

KENTUCKY UTILITIES COMPANY
TRIAL BALANCE - INCOME STATEMENT ACCOUNTS
FOR THE PERIOD APRIL 1, 2011 - MARCH 31, 2012

Account	Description	Total Company Amount	Allocator(1)	KY Jurisdiction Balance
512017	MTCE-SLUDGE STAB SYS	3,042,813.22	0.86146	2,621,265.69
512051	ECR INSTR/CNTRL-ENVRNL	124,349.10	0.86146	107,121.93
512055	ECR MAINTENANCE-SDRS	4,451,233.32	0.86146	3,834,565.03
512100	MTCE-BOILER PLANT	29,220,918.88	0.86146	25,172,689.40
512101	MAINTENANCE OF SCR/NOX REDUCTION EQUIP	542,439.16	0.86146	467,290.32
512102	SORBENT INJECTION MAINTENANCE	3,483.03	0.86146	3,000.50
512151	ECR MAINTENANCE OF SCR/NOX REDUCTION EQUIP	39,543.32	0.86146	34,065.04
512152	ECR SORBENT INJECTION MAINTENANCE	118,509.94	0.86146	102,091.72
513100	MTCE-ELECTRIC PLANT	12,742,055.05	0.86507	11,022,708.44
513900	MTCE-ELECTRIC PLANT - BOILER	79,407.01	0.86507	68,692.24
514100	MTCE-MISC/STM PLANT	2,252,600.27	0.85593	1,928,065.11
535100	OPER SUPER/ENG-HYDRO	7,943.97	0.86368	6,861.09
539100	MISC HYD PWR GEN EXP	44,637.38	0.86368	38,552.62
541100	MTCE-SUPER/ENG - HYDRO	118,803.79	0.86368	102,609.02
542100	MAINT OF STRUCTURES - HYDRO	169,133.16	0.86368	146,077.73
543100	MTCE-RES/DAMS/WATERW	42,400.00	0.86368	36,620.23
544100	MTCE-ELECTRIC PLANT	92,183.13	0.86757	79,975.03
545100	MTCE-MISC HYDAULIC PLANT	7,916.04	0.86368	6,836.96
546100	OPER SUPER/ENG - TURBINES	211,587.66	0.86210	182,408.89
547030	FUEL-GAS - MCF	31,201,937.95	0.86757	27,069,767.91
547040	FUEL-OIL - GAL	43,188.06	0.86757	37,468.53
547051	FUEL - TO SOURCE UTILITY OSS	671,143.27	0.86757	582,261.67
547052	FUEL - OSS	437,115.35	0.86757	379,226.80
547053	FUEL - OFFSET	(2,031,594.90)	0.86757	(1,762,544.45)
547054	FUEL - TO SOURCE UTILITY RETAIL	923,336.25	0.86757	801,055.95
547056	FUEL - GAS - INTRACOMPANY	454,073.34	0.86757	393,938.99
548100	GENERATION EXP	309,789.77	0.86210	267,068.54
549002	AIR QUALITY EXPENSES	6,559.67	0.86210	5,655.07
549003	NOX EMISSION ALLOWANCES	28.61	0.86210	24.66
549100	MISC OTH PWR GEN EXP	121,525.45	0.86210	104,766.61
550100	RENTS-OTH PWR	34,454.32	0.86210	29,702.93
551100	MTCE-SUPER/ENG - TURBINES	49,628.45	0.86210	42,784.49
552100	MTCE-STRUCTURES - OTH PWR	265,096.57	0.86210	228,538.71
553100	MTCE-GEN/ELECT EQ	1,581,844.66	0.86210	1,363,702.06
554100	MTCE-MISC OTH PWR GEN	228,247.15	0.86210	196,770.97
555007	CLOSED 04/11 - MISO DAY 2 PURCHASED POWER - NL	(29,219.60)	0.86757	(25,349.96)
555010	OSS POWER PURCHASES	49,275.75	0.86757	42,750.01
555015	NL POWER PURCHASES - ENERGY	16,399,547.76	0.86757	14,227,704.46
555016	NL POWER PURCHASES - DEMAND	8,732,448.05	0.86549	7,557,847.97
555020	OSS I/C POWER PURCHASES	118,126.38	0.86757	102,482.53
555025	NL I/C POWER PURCHASES	78,557,872.95	0.86757	68,154,208.62
555080	PURCHASE POWER NATIVE LOAD - SQF AND LQF TARIFF	1,218.52	0.86757	1,057.15
556100	SYS CTRL / DISPATCHING	94,280.06	0.86549	81,598.47
556900	SYS CTRL / DISPATCHING - INDIRECT	1,747,657.22	0.86549	1,512,580.15
557100	OTH POWER SUPPLY EXP	20,587.53	0.85693	17,642.12
557110	MARKET FEES - NATIVE LOAD	44,816.38	0.85693	38,404.61
557111	MARKET FEES - OFF SYSTEM SALES	338.18	0.85693	289.80
557206	MISO DAY 2 OTHER - NATIVE LOAD	7.02	0.85693	6.02
557207	MISO DAY 2 OTHER - OFF SYSTEM SALES	8,420.81	0.85693	7,216.06
557208	RTO OTHER (NON-MISO) - NL	(16,248.43)	0.85693	(13,923.81)
557209	RTO OTHER (NON-MISO) - OSS	556.58	0.85693	476.95
557211	RTO OPERATING RESRV (NON-MISO) - NL	198,154.93	0.85693	169,805.38
557212	RTO OPERATING RESRV (NON-MISO) - OSS	147,104.87	0.85693	126,058.93
557999	KU PLANT ALLOCATION CLEARING ACCOUNT	(0.01)	0.85693	(0.01)
560100	OP SUPER/ENG-SSTOPER	68,400.01	0.80246	54,888.46
560900	OP SUPER/ENG-SSTOPER - INDIRECT	1,431,199.17	0.80246	1,148,484.10
561100	LOAD DISPATCH-WELOB	49,354.02	0.80246	39,604.77
561190	LOAD DISPATCH - INDIRECT	1,475,125.33	0.80246	1,183,733.21
561403	NL MISO D1 SCHEDULE 10 - SCHEDULING, SYSTEM CONTROLS	41.44	0.80246	33.25
561590	RELIABILITY, PLANNING AND STANDARDS DEVELOPMENT - INDIRECT	787,310.35	0.80246	631,787.27
561601	TRANSMISSION SERVICE STUDIES	23,860.63	0.80246	19,147.27
561803	NL MISO D1 SCHEDULE 10 - RELIABILITY PLANNING	2.98	0.80246	2.39
561900	LOAD DISPATCH-WELOB - INDIRECT	511,838.85	0.80246	410,731.64
562100	STA EXP-SUBST OPER	771,550.95	0.80246	619,140.94
563100	OTHER INSP-ELEC TRAN	481,002.87	0.80246	385,986.91
563900	OTHER INSP-ELEC TRAN - INDIRECT	6,463.07	0.80246	5,186.37
565002	TRANSMISSION ELECTRIC OSS	3,813.63	0.80246	3,060.30
565005	TRANSMISSION ELECTRIC NATIVE LOAD	1,992,239.13	0.80246	1,598,697.81
565006	TRANSMISSION ELECTRIC OSS - MISO	(0.19)	0.80246	(0.15)
565014	INTRACOMPANY TRANSMISSION EXPENSE	94,986.19	0.80246	76,222.88
565018	INTRACOMPANY TRANSMISSION EXPENSE - NATIVE LOAD	638,844.58	0.80246	512,649.02
565019	INTRACOMPANY TRANSMISSION EXPENSE - OSS	202,594.16	0.80246	162,574.28
565024	I/C TRANSMISSION RETAIL EXPENSE - NATIVE LOAD	299,365.12	0.80246	240,229.37
565198	INTRACOMPANY TRANSMISSION EXPENSE OFFSET - NATIVE LOAD	(638,844.58)	0.80246	(512,649.02)
565199	INTRACOMPANY TRANSMISSION EXPENSE ELIMINATION - RETAIL SOURCING OSS	(202,594.16)	0.80246	(162,574.28)
566100	MISC TRANS EXP-SSTMT	991,917.31	0.80246	795,976.75
566140	INDEPENDENT OPERATOR	6,801,954.54	0.80246	5,458,315.54
566150	EKPC DEPANCAKING SETTLEMENT	330,882.84	1.00000	330,882.84
566151	KMPA MISO CHARGES	2,300,335.73	0.80246	1,845,933.87
566900	MISC TRANS EXP-SSTMT - INDIRECT	1,680,239.14	0.80246	1,348,329.42
567100	RENTS-ELEC/SUBSTATION OPERATIONS	142,846.50	0.80246	114,629.00
570100	MTCE-ST EQ-SSTMTCE	1,954,950.80	0.80246	1,568,775.31
571100	MTCE OF OVERHEAD LINES	4,660,622.09	0.80570	3,755,066.05
573100	MTCE-MISC TR PLT-SSTMT	680,912.85	0.80246	546,407.24
575701	MISO DAY 2 SCH 17-MARKET ADMIN FEE-OSS	7,166.04	0.87626	6,279.30
575702	MISO DAY 2 SCH 16-FTR ADMIN FEE-NL	64,577.24	0.87626	56,586.36

(1) Jurisdictional Allocator is truncated from actual.

KENTUCKY UTILITIES COMPANY
TRIAL BALANCE - INCOME STATEMENT ACCOUNTS
FOR THE PERIOD APRIL 1, 2011 - MARCH 31, 2012

Account	Description	Total Company Amount	Allocator(1)	KY Jurisdiction Balance
575703	MISO DAY 2 SCH 17-MARKET ADMIN FEE-NL	565,152.09	0.87626	495,219.37
575708	NL MISO D1 SCHEDULE 10 - MKT ADMIN	760,460.27	0.87626	666,359.84
580100	OP SUPER/ENG-SSTOPER	1,801,302.52	0.94085	1,694,749.50
580900	OP SUPER/ENG-SSTOPER - INDIRECT	204,155.69	0.94085	192,079.20
581900	SYS CTRL/SWITCH-DIST - INDIRECT	762,447.18	0.92493	705,212.62
582100	STATION EXP-SSTOPER	1,518,314.26	0.92493	1,404,339.10
583001	OPR-O/H LINES	3,436,319.23	0.92494	3,178,391.41
583008	INST/REMV TRANSF/REG	51,299.02	0.92494	47,448.55
583009	INSPC O/H LINE FACIL	68,920.37	0.92494	63,747.25
583100	O/H LINE EXP-SSTOPER	9,542.35	0.92494	8,826.11
584001	OPR-UNDERGRND LINES	260,294.65	0.98082	255,302.15
585100	STREET LIGHTING AND SIGNAL SYST EXP	22,469.54	0.97544	21,917.74
586100	METER EXP	7,760,734.23	0.94427	7,328,211.19
586900	METER EXP - INDIRECT	1,279.00	0.94427	1,207.72
587100	CUST INSTALLATION EXP	(74,302.52)	0.95305	(70,814.30)
588100	MISC DIST EXP-SUBSTATION OPERATIONS	4,830,174.21	0.94085	4,544,353.39
588900	MISC DIST EXP-SUBSTATION OPERATIONS - INDIRECT	171,895.26	0.94085	161,727.09
589100	RENTS-DISTR / SUBSTAT OPER	11,380.16	0.94085	10,706.99
590100	MTCE/SUPER/ENG-SSTMT	141,390.00	0.94085	133,026.31
592100	MTCE-ST EQ-SSTMTCE	702,682.52	0.92493	649,934.31
593001	MTCE-POLE/FIXT-DISTR	773,791.84	0.92416	715,105.06
593002	MTCE-COND/DEVICE-DIS	14,972,262.56	0.92416	13,836,719.57
593003	MTCE-SERVICES	69,077.15	0.92416	63,838.12
593004	TREE TRIMMING	16,546,569.44	0.92416	15,291,626.11
593005	MINOR EXEMPT EXPENSE	(55,006.72)	0.92416	(50,834.84)
594001	MTCE-ELEC MANHOL ETC	422,035.81	0.98082	413,941.08
594002	MTCE-U/G COND ETC	63,613.56	0.98082	62,393.44
595100	MTCE-TRANSF/REG	196,997.81	0.94947	187,043.68
598100	MTCE OF MISC DISTRIBUTION PLANT	135,083.85	0.94085	127,093.19
901001	SUPV-CUST ACCTS	2,356,293.46	0.94611	2,229,308.23
901900	SUPV-CUST ACCTS - INDIRECT	372,155.48	0.94611	352,099.30
902001	METER READ-SERV AREA	4,867,950.45	0.94611	4,605,607.14
902002	METER READ-CLER/OTH	51,922.95	0.94611	49,124.72
902900	METER READ-SERV AREA - INDIRECT	175.00	0.94611	165.57
903001	AUDIT CUST ACCTS	727,995.81	0.94611	688,762.70
903003	PROCESS METER ORDERS	4,514,541.56	0.94611	4,271,244.14
903006	CUST BILL/ACCTG	21,120.20	0.94611	19,981.99
903007	PROCESS PAYMENTS	5,072.17	0.94611	4,798.82
903008	INVEST THEFT OF SVC	108,160.39	0.94611	102,331.42
903012	PROC CUST CNTRT/ORDR	80,388.03	0.94611	76,055.76
903022	COLL OFF-LINE BILLS	649,709.52	0.94611	614,695.41
903023	PROC BANKRUPT CLAIMS	6,921.66	0.94611	6,548.64
903025	MTCE-ASST PROGRAMS	8,864.89	0.94611	8,387.14
903030	PROC CUST REQUESTS	385,177.64	0.94611	364,419.67
903031	PROC CUST PAYMENTS	72,313.97	0.94611	68,416.83
903032	DELIVER BILLS-REG	2,356,645.16	0.94611	2,229,640.97
903035	COLLECTING-OTHER	46,917.85	0.94611	44,389.36
903036	CUSTOMER COMPLAINTS	238,245.82	0.94611	225,406.29
903038	MISC CASH OVERAGE/SHORTAGE	1,554.08	0.94611	1,470.33
903901	CLOSED 04/10 - AUDIT CUST ACCTS - INDIRECT	86.70	0.94611	82.03
903902	BILL SPECIAL ACCTS - INDIRECT	34,229.40	0.94611	32,384.71
903906	CUST BILL/ACCTG - INDIRECT	207,552.20	0.94611	196,366.81
903907	PROCESS PAYMENTS - INDIRECT	327,967.71	0.94611	310,292.89
903909	PROC EXCEPTION PMTS - INDIRECT	3,293.93	0.94611	3,116.41
903912	PROC CUST CNTRT/ORDR - INDIRECT	292,228.32	0.94611	276,479.57
903930	PROC CUST REQUESTS - INDIRECT	3,899,152.00	0.94611	3,689,019.12
903931	PROC CUST PAYMENTS - INDIRECT	146,554.81	0.94611	138,656.69
903936	CUSTOMER COMPLAINTS - INDIRECT	184,820.99	0.94611	174,860.63
904001	UNCOLLECTIBLE ACCTS	5,430,073.91	0.94611	5,137,436.68
904002	UNCOLLECTABLE ACCTS - WHOLESALE	25,732.13	0.94611	24,345.38
904003	UNCOLL ACCTS - A/R MISC	(42,627.99)	0.94611	(40,330.68)
905001	MISC CUST SERV EXP	474,301.45	0.94611	448,740.42
905002	MISC CUST BILL/ACCTG	275,743.29	0.94611	260,882.95
905003	MISC COLLECTING EXP	300.00	0.94611	283.83
907001	SUPV-CUST SER/INFO	37,407.64	0.99930	37,381.31
907900	SUPV-CUST SER/INFO - INDIRECT	168,283.37	0.99930	168,164.92
908004	DSM - ENERGY AUDIT	(25.00)	1.00000	(25.00)
908005	DSM CONSERVATION PROG	13,133,517.76	1.00000	13,133,517.76
908006	DSM - HVAC	(480.00)	1.00000	(480.00)
908007	DSM - CONSERVATION	13,858.00	1.00000	13,858.00
908901	CUST MKTG/ASSIST - INDIRECT	223,491.66	1.00000	223,491.66
908902	RES CONS/ENG ED PROG - INDIRECT	153,150.00	1.00000	153,150.00
908909	MISC MARKETING EXP - INDIRECT	140,830.07	1.00000	140,830.07
909004	MISC CUST COM-SER/IN	2,250.00	0.94597	2,128.43
909010	PRINT ADVER-SER/INFO	133,931.32	0.94597	126,694.91
909011	OTH ADVER-SER/INFO	2,478.13	0.94597	2,344.23
909013	SAFETY PROGRAMS	18,433.61	0.94597	17,437.63
910001	MISC CUST SER/INFO	49,819.91	0.99939	49,789.32
910900	MISC CUST SER/INFO - INDIRECT	367,786.23	0.99939	367,560.37
913012	OTH ADVER-SALES	23,966.44	0.94597	22,671.51
920100	OTHER GENERAL AND ADMIN SALARIES	2,725,629.36	0.88938	2,424,117.04
920900	OTHER GENERAL AND ADMIN SALARIES - INDIRECT	19,113,106.70	0.88938	16,998,792.40
921002	EXP-GEN OFFICE EMPL	500,576.43	0.88938	445,202.08
921003	GEN OFFICE SUPPL/EXP	1,811,110.77	0.88938	1,610,763.57
921004	OPR-GEN OFFICE BLDG	892,988.84	0.88938	794,205.37
921902	INDIRECT EMPLOYEE OFFICE EXPENSE ALLOCATION	931,827.50	0.88938	828,747.65

(1) Jurisdictional Allocator is truncated from actual.

KENTUCKY UTILITIES COMPANY
TRIAL BALANCE - INCOME STATEMENT ACCOUNTS
FOR THE PERIOD APRIL 1, 2011 - MARCH 31, 2012

Account	Description	Total Company Amount	Allocator(1)	KY Jurisdiction Balance
921903	GEN OFFICE SUPPL/EXP - INDIRECT	3,234,170.32	0.88938	2,876,402.60
921904	OPR-GEN OFFICE BLDG - INDIRECT	80,270.57	0.88938	71,390.95
922001	A/G SAL TRANSFER-CR	(1,800,733.76)	0.88938	(1,601,534.48)
922002	OFF SUPP/EXP TRAN-CR	(560,585.41)	0.88938	(498,572.79)
922003	TRIMBLE CTY TRAN-CR	(539,426.29)	0.88938	(479,754.32)
923100	OUTSIDE SERVICES	3,942,218.28	0.88938	3,506,125.47
923101	OUTSIDE SERVICES - AUDIT FEES - PWC	490,291.00	0.88938	436,054.43
923301	OUTSIDE SERVICES - AUDIT FEES - OTHER	12,468.33	0.88938	11,089.07
923302	OUTSIDE SERVICES - TAX SERVICES - OTHER	8,400.00	0.88938	7,470.78
923900	OUTSIDE SERVICES - INDIRECT	4,404,522.33	0.88938	3,917,288.90
924100	PROPERTY INSURANCE	4,275,705.38	0.87070	3,722,835.50
925001	PUBLIC LIABILITY	2,124,725.20	0.88938	1,889,685.60
925002	WORKERS COMP EXPENSE - BURDENS	808,808.75	0.88938	719,337.38
925003	AUTO LIABILITY	181,189.04	0.88938	161,145.70
925004	SAFETY AND INDUSTRIAL HEALTH	86,690.41	0.88938	77,100.62
925100	OTHER INJURIES AND DAMAGES	344,147.00	0.88938	306,077.05
925902	WORKERS COMP EXPENSE - BURDENS INDIRECT	11,475.15	0.88938	10,205.76
925904	SAFETY & INDUSTRIAL HEALTH - INDIRECT	3,468.65	0.88938	3,084.94
926001	TUITION REFUND PLAN	82,661.26	0.91313	75,480.20
926002	GROUP LIFE INSURANCE EXPENSE - BURDENS	281,865.95	0.91313	257,379.30
926003	MEDICAL INSURANCE EXPENSE - BURDENS	7,376,959.83	0.91313	6,736,098.23
926004	DENTAL INSURANCE EXPENSE - BURDENS	388,453.75	0.91313	354,707.45
926005	LONG TERM DISABILITY EXPENSE - BURDENS	208,992.67	0.91313	190,836.77
926019	OTHER BENEFITS EXPENSE - BURDENS	201,392.34	0.91313	183,896.70
926101	PENSIONS EXPENSE - BURDENS	12,160,713.62	0.91313	11,104,271.05
926102	401K EXPENSE - BURDENS	2,533,426.82	0.91313	2,313,339.41
926105	FASB 112 (OPEB) POST EMPLOYMENT EXPENSE - BURDENS	832,866.90	0.91313	760,512.92
926106	FASB 106 (OPEB) POST RETIREMENT EXPENSE - BURDENS	4,148,644.82	0.91313	3,788,237.93
926110	EMPLOYEE WELFARE	56,524.46	0.91313	51,613.99
926116	RETIREMENT INCOME EXPENSE - BURDENS	328,842.06	0.91313	300,274.43
926117	CLOSED 04/11 - PENSION INTEREST EXPENSE - BURDENS	(175,259.83)	0.91313	(160,034.41)
926118	CLOSED 04/11 - FASB 106 INTEREST (OPEB) POST RETIREMENT EXPENSE - BURDENS	(147,057.59)	0.91313	(134,282.20)
926901	TUITION REFUND PLAN - INDIRECT	150,509.39	0.91313	137,434.13
926902	GROUP LIFE INSURANCE EXPENSE - BURDENS INDIRECT	128,081.67	0.91313	116,954.78
926903	MEDICAL INSURANCE EXPENSE - BURDENS INDIRECT	2,808,763.53	0.91313	2,564,756.69
926904	DENTAL INSURANCE EXPENSE - BURDENS INDIRECT	155,127.55	0.91313	141,651.09
926905	LONG TERM DISABILITY EXPENSE - BURDENS INDIRECT	98,601.51	0.91313	90,035.66
926911	PENSIONS EXPENSE - BURDENS INDIRECT	5,755,708.50	0.91313	5,255,690.52
926912	401K EXPENSE - BURDENS INDIRECT	1,036,851.70	0.91313	946,776.87
926915	FASB 112 (OPEB) POST EMPLOYMENT EXPENSE - BURDENS INDIRECT	128,609.05	0.91313	117,436.34
926916	FASB 106 (OPEB) POST RETIREMENT EXPENSE - BURDENS INDIRECT	482,205.98	0.91313	440,315.11
926919	OTHER BENEFITS EXPENSE - BURDENS INDIRECT	62,172.69	0.91313	56,771.54
926990	RETIREMENT INCOME EXPENSE - BURDENS INDIRECT	178,430.62	0.91313	162,929.74
927002	OTH ITEMS W/O CH-DR	3,751.98	0.00000	-
928001	FORMAL CASES-REG COM	18,039.57	0.00000	-
928002	REG UPKEEP ASSESSMNTS	463,890.94	0.86757	402,456.41
928003	AMORTIZATION OF RATE CASE EXPENSES	1,093,701.79	1.00000	1,093,701.79
928007	FORMAL CASES - VIRGINIA	225,118.29	0.00000	-
929002	ELEC USED-ELEC DEPT	(3,751.98)	0.00000	-
930101	GEN PUBLIC INFO EXP	793,146.67	0.94978	753,311.64
930191	GEN PUBLIC INFO EXP - INDIRECT	34,087.30	0.94978	32,375.30
930202	ASSOCIATION DUES	2,500.00	0.88938	2,223.45
930203	RESEARCH WORK	14,534.00	0.88938	12,926.23
930207	OTHER MISC GEN EXP	90,142.96	0.88938	80,171.24
930272	ASSOCIATION DUES - INDIRECT	569,430.12	0.94978	540,831.04
930274	RESEARCH AND DEVELOPMENT EXPENSES - INDIRECT	1,912,838.16	0.88938	1,701,237.76
930903	RESEARCH WORK - INDIRECT	136,801.62	0.88938	121,668.46
930904	RESEARCH AND DEVELOPMENT EXPENSES	332,930.16	1.00000	332,930.16
931004	RENTS-CORPORATE HQ	2,230,908.22	0.88938	1,984,122.53
931100	RENTS-OTHER	59,982.12	0.88938	53,346.83
931900	I/C JOINT USE RENT EXPENSE-INDIRECT	85,467.39	0.88938	76,012.89
935391	MTCE-COMMUNICATION EQ - INDIRECT	2,002,278.60	0.88938	1,780,784.19
935401	MTCE-OTH GEN EQ	46,703.32	0.88938	41,536.94
935402	MAINT. OF NON-BONDABLE GENERAL PLANT	257,839.79	0.88938	229,317.25
935403	MNTC BONDABLE PROPERTY	714,347.86	0.88938	635,325.86
935488	MTCE-OTH GEN EQ - INDIRECT	10,194,699.83	0.88938	9,066,950.17
	TOTALS	\$ (157,792,396.93)		\$ (143,186,451.15)

(1) Jurisdictional Allocator is truncated from actual.

KENTUCKY UTILITIES COMPANY
TRIAL BALANCE - BALANCE SHEET ACCOUNTS
AS OF MARCH 31, 2012

Account	Description	Total Company Amount	Allocator(1)	KY Jurisdiction Balance
101102	PLANT IN SERVICE - ELECTRIC FRANCHISES AND CONSENTS	55,918.83	0.87070	\$ 48,688.25
101103	PLANT IN SERVICE - MISC. INTANGIBLE PLANT	54,648,979.74	0.87070	47,582,596.03
101104	PLANT IN SERVICE - ELECTRIC LAND	19,100,336.41	0.87070	16,630,568.32
101105	PLANT IN SERVICE - ELECTRIC STRUCTURES	389,069,631.32	0.87070	338,761,001.24
101106	PLANT IN SERVICE - ELECTRIC EQUIPMENT	3,855,286,326.95	0.87070	3,356,778,712.70
101107	PLANT IN SERVICE - ELECTRIC ARO ASSET RETIREMENT COST-EQUIPMENT	57,517,797.90	0.87070	50,080,461.79
101108	PLANT IN SERVICE - ELECTRIC HYDRO EQUIPMENT	15,598,547.72	0.87070	13,581,578.25
101109	PLANT IN SERVICE - ELECTRIC DISTRIBUTION EQUIPMENT	1,390,570,067.69	0.87070	1,210,762,471.55
101110	PLANT IN SERVICE - LEASED PROPERTY	531,973.44	0.87070	463,186.64
101111	PLANT IN SERVICE - ELECTRIC GENERAL EQUIPMENT	56,615,938.88	0.87070	49,295,217.61
101112	PLANT IN SERVICE - ELECTRIC COMMUNICATION EQUIPMENT	30,946,648.84	0.87070	26,945,093.89
101113	PLANT IN SERVICE - ELECTRIC LAND RIGHTS	26,509,325.00	0.87070	23,081,538.00
101125	PLANT IN SERVICE - ELECTRIC ARO ASSET RETIREMENT COST-LAND/BUILDING	374,327.29	0.87070	325,924.92
102001	ELECTRIC PLANT-PURCHASED OR SOLD	556,518.33	0.87070	484,557.75
105001	PLT HELD FOR FUT USE	792,599.21	0.87070	690,112.21
106103	COMPL CONST NOT CL - MISC. INTANGIBLE PLANT	5,499,234.51	0.87070	4,788,156.25
106105	COMPL CONST NOT CL - ELECTRIC STRUCTURES	54,702,646.73	0.87070	47,629,323.61
106106	COMPL CONST NOT CL - ELECTRIC EQUIPMENT	490,058,897.97	0.87070	426,691,855.59
106108	COMPL CONST NOT CL - ELECTRIC HYDRO EQUIPMENT	11,604,475.24	0.87070	10,103,959.12
106109	COMPL CONST NOT CL - ELECTRIC DISTRIBUTION EQUIPMENT	29,426,723.97	0.87070	25,621,702.83
106111	COMPL CONST NOT CL - ELECTRIC GENERAL EQUIPMENT	2,171,480.68	0.87070	1,890,697.47
106112	COMPL CONST NOT CL - ELECTRIC COMMUNICATION EQUIPMENT	931,625.87	0.87070	811,162.03
107001	CONSTR WORK IN PROG	345,238,438.32	0.86770	299,562,999.97
108104	ACCUM. DEPR. - ELECTRIC LAND RIGHTS	(18,535,510.60)	0.86452	(16,024,374.42)
108105	ACCUM. DEPR. - ELECTRIC STRUCTURES	(177,775,266.51)	0.86452	(153,690,798.93)
108106	ACCUM. DEPR. - ELECTRIC EQUIPMENT	(1,366,806,631.15)	0.86452	(1,181,635,709.19)
108107	ACCUM. DEPR. - ELECTRIC ARO ASSET RETIREMENT COST-EQUIPMENT	(4,297,778.61)	0.86452	(3,715,528.27)
108108	ACCUM. DEPR. - ELECTRIC HYDRO EQUIPMENT	(6,692,429.91)	0.86452	(5,785,759.29)
108109	ACCUM. DEPR. - ELECTRIC DISTRIBUTION EQUIPMENT	(413,249,335.44)	0.86452	(357,263,537.09)
108110	ACCUM. DEPR. - LEASED PROPERTY	(413,196.28)	0.86452	(357,217.67)
108111	ACCUM. DEPR. - ELECTRIC GENERAL EQUIPMENT	(18,649,287.02)	0.86452	(16,122,736.74)
108112	ACCUM. DEPR. - ELECTRIC COMMUNICATION EQUIP.	(12,282,901.70)	0.86452	(10,618,850.49)
108113	ACCUM. DEPR. - ELECTRIC TRANSPORTATION EQUIP.	(14,813,376.35)	0.86452	(12,806,503.91)
108114	ACCUM. DEPR. - COR - ELECTRIC LAND RIGHTS	(22,576.59)	0.86452	(19,517.98)
108115	ACCUM. DEPR. - COR - ELECTRIC STRUCTURES	(14,772,427.15)	0.86452	(12,771,102.39)
108116	ACCUM. DEPR. - COR - ELECTRIC EQUIPMENT	(264,593,836.00)	0.86452	(228,747,445.27)
108118	ACCUM. DEPR. - COR - ELECTRIC HYDRO EQUIPMENT	(289,695.20)	0.86452	(250,448.15)
108119	ACCUM. DEPR. - COR - ELECTRIC DISTRIBUTION	(199,770,508.50)	0.86452	(172,706,190.55)
108120	ACCUM. DEPR. - COR - ELECTRIC GENERAL PROPERTY	(540.42)	0.86452	(467.21)
108121	ACCUM. DEPR. - COR - ELECTRIC COMMUNICATION EQUIP.	21,012.09	0.86452	18,165.43
108122	ACCUM. DEPR. - COR - LEASED PROPERTY	(2,358.28)	0.86452	(2,038.79)
108125	ACCUM. DEPR. - ELECTRIC ARO ASSET RETIREMENT COST-LAND/BUILDING	(8,060.09)	0.86452	(6,968.13)
108414	ACCUM. DEPR. - SALVAGE - ELECTRIC LAND RIGHTS	131.94	0.86452	114.07
108415	ACCUM. DEPR. - SALVAGE - ELECTRIC STRUCTURES	99,610.96	0.86452	86,115.96
108416	ACCUM. DEPR. - SALVAGE - ELECTRIC EQUIPMENT	49,571,771.15	0.86452	42,855,934.13
108418	ACCUM. DEPR. - SALVAGE - ELECTRIC HYDRO EQUIPMENT	46,317.10	0.86452	40,042.20
108419	ACCUM. DEPR. - SALVAGE - ELECTRIC DISTRIBUTION	49,762,369.55	0.86452	43,020,710.83
108420	ACCUM. DEPR. - SALVAGE - ELECTRIC GENERAL PROPERTY	134,435.18	0.86452	116,222.30
108421	ACCUM. DEPR. - SALVAGE - ELECTRIC COMMUNICATION EQUIP.	10,703.95	0.86452	9,253.81
108799	RWIP-ARO LEGAL	410,549.80	0.86452	354,929.73
108901	RETIREMENT - RWIP	12,698,865.23	0.86452	10,978,460.51
111102	AMORTIZATION EXPENSE - ELECTRIC FRANCHISES AND CONSENTS	(21,073.55)	0.86452	(18,218.57)
111103	AMORTIZATION EXPENSE - ELECTRIC INTANGIBLES	(19,045,180.87)	0.86452	(16,464,996.07)
121001	NONUTIL PROP IN SERV	179,120.94	0.00000	-
123122	INVESTMENT IN EEI	6,465,195.55	0.00000	-
123123	INVESTMENT IN OVEC	250,000.00	0.00000	-
131069	CASH CLEARING - CCS	4,417.45	0.87532	3,866.68
131090	CASH-BOA A/P - CLEARING	(17,121,481.50)	0.87532	(14,986,763.26)
131092	CASH-BOA FUNDING	21,913,960.88	0.87532	19,181,712.97
131203	U S BANK - FORMERLY FIRSTAR	50,346.49	0.87532	44,069.25
131204	BOA - REGULUS	4,483.58	0.87532	3,924.56
131205	FIRST SOUTHERN NATIONAL BANK	7,500.00	0.87532	6,564.89
131206	US BANK (E-TOWN)	82,634.71	0.87532	72,331.76
131207	FIRST UNITED BANK OF HOPKINS COUNTY	25,000.00	0.87532	21,882.98
131208	BB&T [AREA BANK 0028301978]	8,500.00	0.87532	7,440.21
131209	FIRST NATIONAL BANK	11,000.00	0.87532	9,628.51
131210	FIFTH THIRD BANK	7,000.00	0.87532	6,127.24
131211	US BANK (GEORGETOWN)	69,282.57	0.87532	60,644.37
131212	US BANK (WINCHESTER)	54,927.84	0.87532	48,079.40
131213	U S BANK - FORMERLY FIRSTAR	96,436.11	0.87532	84,412.39
131214	CITIZENS BANK & TRUST CO.	7,500.00	0.87532	6,564.89
131215	U S BANK - FORMERLY FIRSTAR	43,689.10	0.87532	38,241.91
131216	US BANK (MT. STERLING)	83,917.74	0.87532	73,454.82
131217	U S BANK - FORMERLY FIRSTAR	957,664.75	0.87532	838,262.44
131218	U S BANK - FORMERLY FIRSTAR	24,892.70	0.87532	21,789.06
131221	US BANK (VERSAILLES)	45,972.96	0.87532	40,241.02
131223	CITIZENS BANK	8,500.00	0.87532	7,440.21
131224	KENTUCKY BANK	7,000.00	0.87532	6,127.24
131226	U S BANK - FORMERLY FIRSTAR	19,315.48	0.87532	16,907.21
131227	U S BANK - FORMERLY FIRSTAR	20,206,093.67	0.87532	17,686,783.83

(1) Jurisdictional Allocator is truncated from actual.

KENTUCKY UTILITIES COMPANY
TRIAL BALANCE - BALANCE SHEET ACCOUNTS
AS OF MARCH 31, 2012

Account	Description	Total Company Amount	Allocator(1)	KY Jurisdiction Balance
131229	CUMBERLAND VALLEY NATIONAL	19,830.22	0.87532	17,357.77
131230	FIRST STATE BANK	10,000.00	0.87532	8,753.19
131231	BANK OF HARLAN	8,500.00	0.87532	7,440.21
131232	CITIZENS NATIONAL BANK	25,163.92	0.87532	22,026.46
131233	FIRST BANK & TRUST	7,000.00	0.87532	6,127.24
131234	LEE BANK AND TRUST CO	7,100.00	0.87532	6,214.77
135001	WORKING FUNDS	38,530.00	0.87532	33,726.05
136005	TEMP INV-OTHER	269.25	0.87532	235.68
136016	TEMP INV-GOLDMAN SACHS-CASH UNRESTRICTED	2,408,995.94	0.87532	2,108,640.65
136018	TEMP INV-FIDELITY INVESTMENTS-CASH UNRESTRICTED	8,116,239.18	0.87532	7,104,300.82
136019	TEMP INV-JPMORGAN-CASH UNRESTRICTED	10,173.98	0.87532	8,905.48
136020	TEMP INV-UBS-CASH UNRESTRICTED	8,513,585.05	0.87532	7,452,105.33
141004	NOTES RECEIVABLE - INDUSTRIAL AUTHORITY	381,140.00	0.87532	333,619.20
141005	RESERVE FOR NOTES RECEIVABLE - INDUSTRIAL AUTHORITY	(381,140.00)	0.87532	(333,619.20)
142001	CUST A/R-ACTIVE	75,324,373.63	0.81073	61,067,822.73
142002	A/R - UNPOSTEC CASH	(2,775.93)	0.81073	(2,250.53)
142003	WHOLESALE SALES A/R	14,813.39	0.81073	12,009.68
142004	TRANSMISSION RECEIVABLE	963,631.96	0.81073	781,246.53
143003	ACCTS REC - IMEA	1,897,065.62	0.81073	1,538,010.36
143004	ACCTS REC - IMPA	2,015,683.56	0.87532	1,764,366.70
143006	ACCTS REC - BILLED PROJECTS	25,371.22	0.87532	22,207.92
143007	ACCTS REC - NON PROJECT UTIL ACCT USE ONLY	5,009.78	0.87532	4,385.16
143012	ACCTS REC - MISCELLANEOUS	2,930,762.45	0.87532	2,565,352.90
143017	ACCTS REC - DAMAGE CLAIMS (DTS)	203,638.04	0.87532	178,248.30
143022	ACCTS REC - BEYOND THE METER	166,749.14	0.87532	145,958.74
143024	A/R MUTUAL AID	48,492.42	0.87532	42,446.35
143025	ACCT. RECEIVABLE - EL SWAPS	25,732.13	0.87532	22,523.83
143027	INCOME TAX RECEIVABLE - FEDERAL	3,191,330.70	0.87532	2,793,433.31
143028	INCOME TAX RECEIVABLE - STATE	1,177,805.90	0.87532	1,030,956.22
143052	ACCOUNTS RECEIVABLE - IMEA/IMPA OFFSET	(6,277.50)	0.87532	(5,494.82)
143053	BECHTEL RECEIVABLE LIQUIDATED	25,110.00	0.87532	21,979.27
144001	UNCOLL ACCT-CR-UTIL	(1,131,628.77)	0.87532	(990,536.41)
144002	UNCOLL ACCT-DR-C/OFF	1,498,397.14	0.87532	1,311,575.82
144003	UNCOLL ACCT-CR-RECOV	(367,317.58)	0.87532	(321,520.14)
144004	UNCOLL ACCT-CR-OTHER	(2,126,581.00)	0.87532	(1,861,437.22)
144006	UNCOLL ACCT-A/R MISC	(28,544.12)	0.87532	(24,985.22)
144017	UNCOLL A/R - MF GLOBAL	(25,732.13)	0.87532	(22,523.83)
146100	INTERCOMPANY	3,237,051.00	0.88938	2,878,964.62
151010	FUEL STK-LEASED CARS	472,144.60	0.86757	409,617.02
151020	COAL PURCHASES - TONS	72,225,213.96	0.86757	62,660,203.43
151023	IN-TRANSIT COAL	8,902,675.26	0.86757	7,723,666.19
151025	TC NON-JURISDICTIONAL CONTRA (IMEA-IMPA) - COAL PURCHASES	(3,079,141.33)	0.86757	(2,671,361.03)
151030	FUEL OIL - GAL	7,310,689.88	0.86757	6,342,512.40
151060	RAILCARS-OPER/MTCE	94,402.60	0.86757	81,900.57
151061	GAS PIPELINE OPER/MTCE	32,904.67	0.86757	28,547.00
151080	COAL BARGE SHUTTLING	541,433.64	0.86757	469,729.89
154001	MATERIALS/SUPPLIES	33,242,127.67	0.86665	28,809,422.92
154003	LIMESTONE	872,773.53	0.86665	756,392.67
154006	OTHER REAGENTS	0.04	0.86665	0.03
154023	LIMESTONE IN-TRANSIT	160,158.60	0.86665	138,802.09
158121	SO2 ALLOWANCE INVENTORY	411,736.00	0.86549	356,353.46
158122	NOX OZONE SEASON ALLOWANCE INVENTORY	3,758.53	0.86549	3,252.97
163001	STORES EXPENSE	8,800,789.60	0.86665	7,627,168.20
163002	WAREHOUSE EXPENSES	1,004,672.23	0.86665	870,695.07
163003	FREIGHT	43,690.19	0.86665	37,863.92
163005	SALES TAX	212,166.51	0.86665	183,873.24
163006	PHYS INVENT ADJUSTMT	(455.76)	0.86665	(394.98)
163007	INVOICE PRICE VARIANCES	(5,103.49)	0.86665	(4,422.92)
163100	OTHER	152,043.11	0.86665	131,767.54
165001	PREPAID INSURANCE	1,622,924.89	0.87918	1,426,850.15
165002	PREPAID TAXES	504,338.61	0.87918	443,406.61
165012	PREPAID LEASE	555,273.22	0.87918	488,187.52
165018	PREPAID RISK MGMT AND WC	75,000.00	0.87918	65,938.83
165020	PREPAID VEHICLE LICENSE	108,376.00	0.87918	95,282.48
165100	PREPAID OTHER	3,130,017.14	0.87918	2,751,862.05
171001	INTEREST RECEIVABLE	3,742.21	0.87532	3,275.63
171003	DIVIDENDS RECEIVABLE-EXTERNAL	6,247.25	0.87532	5,468.34
173001	ACCRUED UTIL REVENUE	67,596,175.84	0.83625	56,527,000.00
173005	ACCRUED WHOLESALE SALES REVENUE - UNBILLED	1,993.20	0.00000	-
174001	MISC CURR/ACCR ASSET	886.52	0.87532	775.99
181004	UNAM EXP-PCB CC2007A \$17.8M 02/26	461,232.72	0.87532	403,725.90
181005	UNAM EXP-PCB TC2007A \$8.9M 03/37	400,452.61	0.87532	350,523.90
181008	UNAM EXP-KU REVOLVING CREDIT \$400M 12/14	3,599,553.95	0.87532	3,150,759.06
181009	UNAM EXP-FMB KU2010 \$250M 11/15	1,665,768.95	0.87532	1,458,079.72
181010	UNAM EXP-FMB KU2010 \$500M 11/20	3,604,914.27	0.87532	3,155,451.05
181011	UNAM EXP-FMB KU2010 \$750M 11/40	7,144,838.89	0.87532	6,254,015.40
181013	UNAM EXP-KU LETTER OF CREDIT FACILITY \$198.309M 4/14	622,735.14	0.87532	545,092.09
181103	UNAM EXP-PCB CC2008A \$77.9M 02/32	682,260.17	0.87532	597,195.50
181184	UNAM EXP-PCB CC2002A \$20.93M 2/32	81,318.34	0.87532	71,179.51
181185	UNAM EXP-PCB CC2002B \$2.4M 2/32	56,515.62	0.87532	49,469.21

(1) Jurisdictional Allocator is truncated from actual.

KENTUCKY UTILITIES COMPANY
TRIAL BALANCE - BALANCE SHEET ACCOUNTS
AS OF MARCH 31, 2012

Account	Description	Total Company Amount	Allocator(1)	KY Jurisdiction Balance
181186	UNAM EXP-PCB MERC2002A \$7.4M 2/32	62,912.11	0.87532	55,068.18
181187	UNAM EXP-PCB MUHC2002A \$2.4M 2/32	22,703.40	0.87532	19,872.72
181188	UNAM EXP-PCB CC2002C \$96M 10/32	1,509,988.83	0.87532	1,321,722.37
181199	UNAM EXP-PCB CC2006B \$54M 10/34	1,078,200.72	0.87532	943,769.90
182306	FUEL ADJUSTMENT CLAUSE	1,150,000.00	1.00000	1,150,000.00
182311	FERC JURISDICTIONAL PENSION EXPENSE	6,073,527.36	0.00000	-
182315	REGULATORY ASSET - FAS 158 PENSION	111,399,554.00	0.88938	99,076,404.56
182317	OTHER REGULATORY ASSETS ARO - GENERATION	8,922,473.85	0.86549	7,722,313.44
182318	OTHER REG ASSETS ARO - TRANSMISSION	19,986.56	0.86549	17,298.17
182320	WINTER STORM - ELECTRIC	41,973,623.06	1.00000	41,973,623.06
182321	MISO EXIT FEE	3,312,042.63	0.39274	1,300,785.67
182322	RATE CASE EXPENSES - ELECTRIC - PRE-PPL MERGER CURRENT PORTION	671,522.88	1.00000	671,522.88
182324	EKPC FERC TRANSMISSION COST - KY PORTION - PRE-PPL MERGER CURRENT PORTI	334,697.04	1.00000	334,697.04
182325	OTHER REGULATORY ASSETS ARO - DISTRIBUTION	44,478.61	0.86549	38,495.80
182328	FASB 109 ADJ-FED	38,642,151.44	0.87544	33,828,936.15
182329	FASB 109 GR-UP-FED	24,601,958.94	0.87544	21,537,571.46
182330	FASB 109 ADJ-STATE	7,047,200.87	0.87544	6,169,410.85
182331	FASB 109 GR-UP-STATE	4,486,679.45	0.87544	3,927,824.59
182332	CMRG FUNDING (CARBON MGT RESEARCH GROUP)	34,146.56	1.00000	34,146.56
182333	KCCS FUNDING (KY CONSORTIUM FOR CARBON STORAGE)	307,320.18	1.00000	307,320.18
182334	WIND STORM REGULATORY ASSET	1,610,045.31	1.00000	1,610,045.31
182335	RATE CASE EXPENSES - ELECTRIC	253,775.72	1.00000	253,775.72
182337	EKPC FERC TRANSMISSION COSTS - KY PORTION	306,805.68	1.00000	306,805.68
182339	MOUNTAIN STORM - ELECTRIC	5,538,197.62	0.00000	-
182345	WINTER STORM - ELECTRIC - PRE-PPL MERGER CURRENT PORTION	5,723,675.76	1.00000	5,723,675.76
182347	WIND STORM - ELECTRIC - PRE-PPL MERGER CURRENT PORTION	219,551.64	1.00000	219,551.64
182348	CMRG FUNDING - PRE-PPL MERGER CURRENT PORTION	102,440.04	1.00000	102,440.04
182349	KCCS FUNDING - PRE-PPL MERGER CURRENT PORTION	230,490.12	1.00000	230,490.12
182356	REG ASSET - VA FUEL COMPONENT NON-CURRENT	4,552,000.00	0.00000	-
182359	GENERAL MANAGEMENT AUDIT - ELECTRIC	142,520.69	1.00000	142,520.69
183301	PRELIM SURV/INV-ELEC	1,994,471.59	0.87532	1,745,799.48
183302	PRELIMINARY SURV/INV ELEC - LT	2,135,017.59	0.87532	1,868,822.11
184010	HOLIDAY - BURDEN CLEARING	(707,536.63)	0.88938	(629,268.10)
184011	HOLIDAY PAY	417,159.04	0.88938	371,012.42
184020	SICK - BURDEN CLEARING	(567,221.43)	0.88938	(504,474.73)
184021	SICK PAY	779,960.43	0.88938	693,680.29
184030	OTHER OFF-DUTY - BURDEN CLEARING	(127,100.05)	0.88938	(113,040.09)
184031	OTHER OFF-DUTY PAY	282,983.20	0.88938	251,679.27
184040	TEAM INCENTIVE AWARD - BURDEN CLEARING	(1,294,410.68)	0.88938	(1,151,221.45)
184076	ADMINISTRATIVE AND GENERAL - BURDEN CLEARING	(244,103.70)	0.88938	(217,100.66)
184093	LONG TERM DISABILITY - BURDEN CLEARING	(1,639.21)	0.88938	(1,457.88)
184096	PENSIONS - BURDEN CLEARING	(1,142,382.25)	0.88938	(1,016,010.58)
184097	FASB 106 (OPEB) - BURDEN CLEARING	(783,890.75)	0.88938	(697,175.83)
184098	FASB 112 (OPEB) - BURDEN CLEARING	202,315.60	0.88938	179,935.21
184101	GROUP LIFE INSURANCE - BURDEN CLEARING	(29,342.03)	0.88938	(26,096.18)
184104	DENTAL INSURANCE - BURDEN CLEARING	(97,244.82)	0.88938	(86,487.48)
184105	MEDICAL INSURANCE - BURDEN CLEARING	(1,150,418.10)	0.88938	(1,023,157.50)
184108	401K - BURDEN CLEARING	135,708.91	0.88938	120,696.63
184109	RETIREMENT INCOME - BURDEN CLEARING	(81,608.27)	0.88938	(72,580.67)
184121	OTHER BENEFITS - BURDEN CLEARING	(19,782.38)	0.88938	(17,594.03)
184301	GASOLINE-TRANSP	6,827,179.15	0.88938	6,071,948.58
184304	VEHICLE REPR-TRANSP	14,470,080.78	0.88938	12,869,383.46
184307	ADMIN/OTH EXP-TRANSP	1,303,780.92	0.88938	1,159,555.14
184308	VALUE-ADD SVCSTR	1,127,454.85	0.88938	1,002,734.47
184309	DIESEL FUEL-TRANSP	6,891,429.18	0.88938	6,129,091.19
184312	RENT/STORAGE-TRANSP	37,397,763.55	0.88938	33,260,779.04
184313	TELECOM VEHICLE RADIO / COMPUTER EXPENSES	327,797.89	0.88938	291,536.50
184314	LICENSE/TAX-TRANSP	790,955.03	0.88938	703,458.66
184315	DEPRECIATION-TRANSP	543,779.20	0.88938	483,625.71
184319	FUEL ADMINISTRATION VEHICLES	327.91	0.88938	291.64
184320	TRANSPORTATION EXPENSE ALLOCATION - CLEARING	(68,628,289.99)	0.88938	(61,036,547.98)
184450	CL ACC TO OTH DEF CR	2,111,087.96	0.88938	1,877,556.93
184600	ENGINEERING OVERHEADS - GENERATION	(255,889.76)	0.88938	(227,582.93)
184602	ENGINEERING OVERHEADS - DISTRIBUTION	(1,464,268.82)	0.88938	(1,302,289.68)
184605	ENGINEERING OVERHEADS - TRANSMISSION	1,116,640.80	0.88938	993,116.68
184612	ENGINEERING OVERHEADS - DISTRIBUTION	1,868,724.47	0.88938	1,662,003.98
186001	MISC DEFERRED DEBITS	409,326.83	0.88249	361,225.82
186035	KEY MAN LIFE INSURANCE	41,290,959.36	0.86549	35,736,919.57
186049	PRELIMINARY CELL SITE COSTS	27,622.17	0.88938	24,566.57
186576	CARROLLTON SALE/LEASEBACK	49,999.80	0.88938	44,468.76
189034	UNAM LOSS-FMB Series R 06/25	239,407.53	0.87532	209,558.03
189042	UNAM LOSS-PCB MERC2000A \$12.9M 05/23	518,069.24	0.87532	453,476.01
189084	UNAM LOSS-PCB CC2002A \$20.93M 2/32	719,902.84	0.87532	630,144.85
189085	UNAM LOSS-PCB CC2002B \$2.4M 2/32	82,429.93	0.87532	72,152.51
189086	UNAM LOSS-PCB MERC2002A \$7.4M 2/32	252,912.55	0.87532	221,379.24
189087	UNAM LOSS-PCB MUHC2002A \$2.4M 2/32	255,912.96	0.87532	224,005.55
189088	UNAM LOSS-PCB CC2002C \$96M 10/32	3,813,577.63	0.87532	3,338,098.11
189091	UNAM LOSS-FMB Series P \$33M 05/15	1,202,746.02	0.87532	1,052,786.81
189092	UNAM LOSS-PCB CC2004A \$50M 10/34	2,363,014.83	0.87532	2,068,392.49
189093	UNAM LOSS-PCB \$7.2M REDEEMED	54,732.97	0.87532	47,908.83

(1) Jurisdictional Allocator is truncated from actual.

KENTUCKY UTILITIES COMPANY
TRIAL BALANCE - BALANCE SHEET ACCOUNTS
AS OF MARCH 31, 2012

Account	Description	Total Company Amount	Allocator(1)	KY Jurisdiction Balance
189096	UNAM LOSS-PCB CC1994A \$54M 11/24	296,769.76	0.87532	259,768.30
189098	UNAM LOSS-PCB CC2006C \$16.7M 05/36	519,969.61	0.87532	455,139.44
189195	UNAM LOSS-PCB CC2005A \$13M 06/35	404,074.18	0.87532	353,693.93
189196	UNAM LOSS-PCB CC2005B \$13M 06/35	410,631.01	0.87532	359,433.25
189197	UNAM LOSS-PCB CC2006A \$17M 06/36	489,723.14	0.87532	428,664.12
190007	FASB 109 ADJ-FED	33,132,845.89	0.00000	-
190008	FASB 109 GRS-UP-FED	26,930,328.94	0.87544	23,575,922.78
190009	FASB 109 ADJ-STATE	6,042,464.30	0.87544	5,289,822.94
190010	FASB 109 GRS-UP-ST	4,911,306.20	0.87544	4,299,560.39
190315	DTA ON PROVISIONS FOR PENSIONS AND SIMILAR OBLIGATIONS	(0.08)	0.87544	(0.07)
190318	DTA ON LIABILITIES (EXCLUDING DERIVATIVES)	7,778,451.19	0.87544	6,809,577.59
190415	DTA ON PROVISIONS FOR PENSIONS AND SIMILAR OBLIGATIONS	6,682,468.28	0.87544	5,850,108.87
190418	DTA ON LIABILITIES (EXCLUDING DERIVATIVES)	(2,766,689.53)	0.87544	(2,422,074.34)
190422	DTA ON LOSSES CARRIED FORWARD	269,241.79	0.87544	235,705.39
190518	DTA ON LIABILITIES (EXCLUDING DERIVATIVES) - STATE	1,418,562.52	0.87544	1,241,868.25
190615	DTA ON PROVISIONS FOR PENSIONS AND SIMILAR OBLIGATIONS - STATE (NON-CUR	1,218,687.23	0.87544	1,066,889.16
190618	DTA ON LIABILITIES (EXCLUDING DERIVATIVES) - STATE (NON-CURRENT)	(376,307.06)	0.87544	(329,434.75)
201002	COMMON STOCK-W/O PAR	(308,139,977.56)	0.87532	(269,720,870.44)
211001	CONTRIBUTED CAPITAL - MISC.	(315,858,083.00)	0.87532	(276,476,677.12)
214010	CAP STOCK EXP-COMMON	321,288.87	0.87532	281,230.35
216001	UNAPP RETAINED EARN	(1,506,021,217.35)	0.87532	(1,318,249,442.55)
216101	UNAPP UNST SUB EARN	(14,468,538.75)	0.00000	-
219010	ACCUM OCI - EQUITY INVEST EEI	9,299,143.20	0.00000	-
219110	DEFERRED TAX - OCI - EQUITY INVEST EEI	(3,617,366.71)	0.00000	-
221004	PCB CC2007A \$17.8M 02/26 5.75%	(17,875,000.00)	0.87532	(15,646,332.54)
221005	PCB TC2007A \$8.9M 03/37 6.00%	(8,927,000.00)	0.87532	(7,813,975.42)
221009	FMB KU2010 \$250M 11/15 1.625%	(250,000,000.00)	0.87532	(218,829,825.80)
221010	FMB KU2010 \$500M 11/20 3.250%	(500,000,000.00)	0.87532	(437,659,651.59)
221011	FMB KU2010 \$750M 11/40 5.125%	(750,000,000.00)	0.87532	(656,489,477.39)
221046	PCB MERC2000A \$12.9M 05/23 VAR	(12,900,000.00)	0.87532	(11,291,619.01)
221092	PCB CC2004A \$50M 10/34 VAR	(50,000,000.00)	0.87532	(43,765,965.16)
221188	PCB CC2002C \$96M 10/32 VAR	(96,000,000.00)	0.87532	(84,030,653.11)
221284	PCB CC2002A \$20.93M 02/32 VAR	(20,930,000.00)	0.87532	(18,320,433.02)
221285	PCB CC2002B \$2.4M 02/32 VAR	(2,400,000.00)	0.87532	(2,100,766.33)
221286	PCB MERC2002A \$7.4M 02/32 VAR	(7,400,000.00)	0.87532	(6,477,362.84)
221287	PCB MUHC2002A \$2.4M 02/32 VAR	(2,400,000.00)	0.87532	(2,100,766.33)
221299	PCB CC2006B \$54M 10/34 VAR	(54,000,000.00)	0.87532	(47,267,242.37)
221303	PCB CC2008A \$77.9M 02/32 VAR	(77,947,405.00)	0.87532	(68,228,868.23)
226009	DEBT DISC-FMB KU2010 \$250M 11/15	634,375.03	0.87532	555,280.71
226010	DEBT DISC-FMB KU2010 \$500M 11/20	1,630,125.00	0.87532	1,426,879.88
226011	DEBT DISC-FMB KU2010 \$750M 11/40	7,764,531.22	0.87532	6,796,444.06
228201	WORKERS COMPENSATION	(2,208,578.67)	0.88938	(1,964,263.10)
228202	WORKERS COMPENSATION - SHORT-TERM	(421,951.11)	0.88938	(375,274.38)
228301	FASB106-POST RET BEN	(66,145,738.97)	0.88938	(58,828,619.67)
228304	PENSION PAYABLE	(68,832,302.39)	0.88938	(61,217,992.29)
228305	POST EMPLOYMENT BENEFIT PAYABLE	(6,658,395.00)	0.88938	(5,921,835.53)
228307	FASB 106 - MEDICARE SUBSIDY	6,548,001.00	0.88938	5,823,653.44
228325	FASB 112 - POST EMPLOY MEDICARE SUBSIDY	364,214.00	0.88938	323,924.22
230012	ASSET RETIREMENT OBLIGATIONS - STEAM	(61,026,925.38)	0.86549	(52,818,204.21)
230013	ASSET RETIREMENT OBLIGATIONS - TRANSMISSION	(553,172.37)	0.86549	(478,765.25)
230015	ASSET RETIREMENT OBLIGATIONS - DISTRIBUTION	(816,834.76)	0.86549	(706,962.46)
230022	ASSET RETIREMENT OBLIGATIONS - STEAM - ST	(176,293.00)	0.86549	(152,579.86)
232001	ACCTS PAYABLE-REG	(42,112,395.95)	0.88938	(37,453,873.27)
232002	SALS/WAGES ACCRUED	(1,631,917.77)	0.88938	(1,451,393.11)
232009	PURCHASING ACCRUAL	(623,573.12)	0.88938	(554,592.73)
232010	WHOLESALE PURCHASES A/P	(1,194,387.64)	0.88938	(1,062,263.08)
232011	TRANSMISSION PAYABLE	(376,183.42)	0.88938	(334,569.57)
232015	AP FUEL	(25,717,456.27)	0.88938	(22,872,561.07)
232030	RETAINAGE FEES	(6,216,214.40)	0.88938	(5,528,569.47)
232042	MISO AND PJM ANCILLARY SERVICES CHARGES A/P	(5,405.44)	0.88938	(4,807.48)
232100	ACCOUNTS PAYABLE-TRADE	(11,519,054.08)	0.88938	(10,244,802.79)
232111	401K LIABILITY - EMPLOYER	(145,473.32)	0.88938	(129,380.89)
232246	DCAP WITHHOLDING PAYABLE	(955.11)	0.88938	(849.45)
232248	HCRA WITHHOLDING PAYABLE	(107,273.52)	0.88938	(95,406.80)
232249	UNIVERSAL LIFE INS WITHHOLDING PAYABLE	(222.24)	0.88938	(197.66)
234100	A/P TO ASSOC CO	(35,561,724.97)	0.00000	-
235001	CUSTOMER DEPOSITS	(23,047,677.96)	0.97721	(22,522,316.69)
235002	CUSTOMER DEPOSITS OFF-SYS	(10,000.00)	0.86757	(8,675.67)
236007	FICA-OPR	(193,672.91)	0.87532	(169,525.64)
236013	ST SALES/USE TAX-KY-OPR	(619,288.94)	0.87532	(542,075.56)
236033	REAL ESTATE AND PERSONAL PROPERTY TAXES	(14,296,166.61)	0.87532	(12,513,710.60)
236034	PROPERTY TAX ON RAILCARS USED FOR COAL	(13,499.90)	0.87532	(11,816.72)
236036	REAL ESTATE AND PERSONAL PROPERTY TAXES - NON KY	(136,615.47)	0.87532	(119,582.16)
236115	STATE UNEMPLOYMENT-OPR	(84,312.51)	0.87532	(73,800.37)
236116	FEDERAL UNEMPLOYMENT-OPR	(79,639.32)	0.87532	(69,709.83)
237004	ACCR INT-PCB CC2007A \$17.8M 02/26	(342,604.17)	0.87532	(299,888.04)
237005	ACCR INT-PCB CC2007A \$8.9M 03/37	(178,540.00)	0.87532	(156,279.51)
237009	ACCR INT-FMB KU2010 \$250M 11/15	(1,692,708.33)	0.87532	(1,481,660.28)
237010	ACCR INT-FMB KU2010 \$500M 11/20	(6,770,833.33)	0.87532	(5,926,641.11)
237011	ACCR INT-FMB KU2010 \$750M 11/40	(16,015,625.00)	0.87532	(14,018,785.72)

(1) Jurisdictional Allocator is truncated from actual.

KENTUCKY UTILITIES COMPANY
TRIAL BALANCE - BALANCE SHEET ACCOUNTS
AS OF MARCH 31, 2012

Account	Description	Total Company Amount	Allocator(1)	KY Jurisdiction Balance
237103	ACCR INT-PCB CC2008A \$77.9M 02/32	(10,222.61)	0.87532	(8,948.05)
237149	ACCR INT-PCB MERC2000A \$12.9M 05/23	(1,624.84)	0.87532	(1,422.25)
237184	ACCR INT-PCB CC2002A \$20.93M 2/32	(5,404.06)	0.87532	(4,730.28)
237185	ACCR INT-PCB CC2002B \$2.4M 2/32	(527.87)	0.87532	(462.05)
237186	ACCR INT-PCB MERC2002A \$7.4M 2/32	(1,627.60)	0.87532	(1,424.67)
237187	ACCR INT-PCB MUHC2002A \$2.4M 2/32	(527.87)	0.87532	(462.05)
237188	ACCR INT-PCB CC2002C \$96M 10/32	(2,368.00)	0.87532	(2,072.76)
237192	ACCR INT-PCB CC2004A \$50M 10/34	(6,571.04)	0.87532	(5,751.76)
237199	ACCR INT-PCB CC2006B \$54M 10/34	(7,037.70)	0.87532	(6,160.23)
237300	INT ACC-OTH LIAB	(5,990.69)	0.87532	(5,243.77)
237301	INTEREST ACCRUED ON CUSTOMER DEPOSITS	(919,863.09)	0.87532	(805,173.92)
237304	INTEREST ACCRUED ON TAX LIABILITIES	(66,563.00)	0.87532	(58,263.88)
241018	STATE WITHHOLDING TAX PAYABLE	(33,553.76)	0.88938	(29,842.00)
241036	LOCAL WITHHOLDING TAX PAYABLE	(178,530.85)	0.88938	(158,781.56)
241038	T/C PAY-ST SALES/USE	(1,078,392.73)	0.88249	(951,668.13)
241039	T/C PAY-OCCUP/SCHOOL	(2,672,515.30)	0.88938	(2,376,878.52)
241046	CONSUMER UTILITY TAX-VA	(178,820.60)	0.00000	-
241047	SALES TAX-NORTON, VA	(1,686.66)	0.00000	-
241049	FRANCHISE FEE PAYABLE-CHARGE UNCOLLECTED	215,679.43	0.88249	190,334.41
241056	FRANCHISE FEE COLLECTED ON BAD DEBTS	(17,069.47)	0.88249	(15,063.59)
242001	MISC LIABILITY	(4,050,003.66)	0.88249	(3,574,077.69)
242002	MISC LIAB-VESTED VAC	(6,643,905.88)	0.88938	(5,908,949.21)
242005	UNEARNED REVENUE - CURRENT	(23,620.96)	0.88249	(20,845.20)
242015	FRANCHISE FEE PAYABLE-FRANCHISE LOCATIONS	(5,450,684.68)	1.00000	(5,450,684.68)
242017	HOME ENERGY ASSISTANCE	(456,185.17)	1.00000	(456,185.17)
242018	GREEN POWER REC LIABILITY	(12,050.26)	0.88249	(10,634.20)
242019	GREEN POWER MKT LIABILITY	(1,669.26)	0.88249	(1,473.10)
242028	SERVICE DEPOSIT REFUND PAYABLE	(188.99)	0.88249	(166.78)
242030	WINTERCARE ENERGY FUND	(1,892.04)	1.00000	(1,892.04)
252011	LINE EXTENSIONS	(2,623,275.10)	0.93275	(2,446,857.38)
252012	20% SUPPLEMENT	(243,529.58)	0.93275	(227,151.99)
252013	OTH CUST ADV-CONSTR	(4,281.10)	0.93275	(3,993.19)
252015	MOBILE HOME LINE	(29,999.01)	0.93275	(27,981.55)
252017	LINE EXTENSIONS - SHORT TERM	(32,284.00)	0.93275	(30,112.87)
252018	CUST OUTDOOR LIGHTING DEP - SHORT TERM	(2,820.00)	0.93275	(2,630.35)
252019	20% SUPPLEMENT - SHORT TERM	(211,698.37)	0.93275	(197,461.46)
253004	OTH DEFERRED CR-OTHR	(9,697,271.40)	0.86549	(8,392,893.10)
253005	CL ACC FR OTH DEF DR	(2,111,087.96)	0.88938	(1,877,556.93)
253025	DEFERRED COMPENSATION	(141,385.63)	0.86549	(122,367.87)
253027	DEFERRED RENT PAYABLE	(48,089.60)	0.86549	(41,621.08)
253033	UNCERTAIN TAX POSITON - STATE	(36,000.00)	0.90968	(32,748.60)
253037	UNEARNED REVENUE - POLE ATTACHMENTS - LONG-TERM	(391,455.28)	0.88249	(345,454.40)
253320	UNCERTAIN TAX POSITIONS - INTEREST	(7,423.00)	0.90968	(6,752.58)
253576	DEF GAIN - CARROLLTON SALE/LEASEBACK	(49,651.58)	1.00000	(49,651.58)
254001	FASB 109 ADJ-FED	(35,344,658.66)	0.87544	(30,942,174.71)
254002	FASB 109 GR-UP-FED	(26,930,328.95)	0.87544	(23,575,922.79)
254003	FASB 109 ADJ-STATE	(14,668,809.41)	0.87544	(12,841,681.91)
254004	FASB 109 GR-UP-STATE	(4,911,306.20)	0.87544	(4,299,560.39)
254008	DSM COST RECOVERY	(1,812,012.77)	1.00000	(1,812,012.77)
254010	REGULATORY LIABILITY - FAS 158 OPEB	(9,291,186.00)	0.88938	(8,263,384.10)
254012	SPARE PARTS	(2,160,772.21)	0.00000	-
254014	REGULATORY LIABILITY ARO - GENERATION	(3,538,293.96)	0.86549	(3,062,358.65)
254017	ENVIRONMENTAL COST RECOVERY - GROUP 1	13,145.85	1.00000	13,145.85
254019	ENVIRONMENTAL COST RECOVERY - GROUP 2	(9,240,754.00)	1.00000	(9,240,754.00)
254321	MISO EXIT FEE REFUND	(1,114,507.36)	0.85176	(949,289.47)
255004	ITC TC2	(97,952,444.26)	0.85693	(83,938,622.25)
255006	JOB DEVELOP CR	(2,755,296.32)	0.85693	(2,361,102.66)
282007	FASB 109 ADJ-FED PRO	(36,430,339.39)	0.87544	(31,892,624.49)
282009	FASB 109 ADJ-ST PROP	1,579,144.96	0.87544	1,382,448.75
282503	DTL ON FIXED ASSETS	(421,498,129.79)	0.87544	(368,996,880.08)
282703	DTL ON FIXED ASSETS - STATE (NON-CURRENT)	(67,214,370.18)	0.87544	(58,842,237.11)
283011	FASB 109 GR-UP-F-OTH	(24,601,958.94)	0.87544	(21,537,571.46)
283012	FASB 109 GR-UP-S-OTH	(4,486,679.45)	0.87544	(3,927,824.59)
283418	DTL ON LIABILITIES (EXCLUDING DERIVATIVES)	(3,357,342.87)	0.87544	(2,939,156.68)
283518	DTL ON LIABILITIES (EXCLUDING DERIVATIVES)	(19,700,210.96)	0.87544	(17,246,378.73)
283519	DTL ON LIABILITIES - EEI -FED (NON-CURRENT)	(1,700,731.19)	0.87544	(1,488,890.36)
283618	DTL ON LIABILITIES (EXCLUDING DERIVATIVES) - STATE	(612,280.97)	0.87544	(536,016.06)
283718	DTL ON LIABILITIES (EXCLUDING DERIVATIVES) - STATE (NON-CURRENT)	(3,592,744.04)	0.87544	(3,145,236.59)
283719	DTL ON LIABILITIES - EEI - STATE (NON-CURRENT)	(310,163.75)	0.87544	(271,530.16)
	TOTAL	0.00		

(1) Jurisdictional Allocator is truncated from actual.

KENTUCKY UTILITIES COMPANY

CASE NO. 2012-00221

**Response to Commission Staff's First Request for Information
Dated June 15, 2012**

Question No. 14

Responding Witness: Valerie L. Scott

- Q-14. Provide the balance in each current asset and each current liability account and subaccount included in KU's chart of accounts by months for the test year. In addition, show total current assets, total current liabilities, and the net current position by months, annually, and the 13-month average for the test year. Provide a reconciliation of current assets, current liabilities, and net current position provided in response to the above with the current assets and current liabilities as shown on the balance sheet for each month of the test year. If any amounts were allocated, provide a calculation of the factor used to allocate each amount.
- A-14. See attached.

Kentucky Utilities Company
Month End Balances - Current Assets
13 Months Ended March 31, 2012

Account	MAR-2011	APR-2011	MAY-2011	JUN-2011	JUL-2011	AUG-2011	SEP-2011	OCT-2011
131069 CASH CLEARING - CCS	\$ 35,794.69	\$ 3,855.18	\$ 3,091.82	\$ 407,323.38	\$ 409,902.60	\$ 15,063.84	\$ 74,350.68	\$ 16,944.42
131090 CASH-BOA A/P - CLEARING	(19,021,545.25)	(18,375,416.34)	(22,192,145.12)	(21,473,025.35)	(15,378,972.54)	(19,259,706.37)	(14,667,995.24)	(16,527,826.93)
131092 CASH-BOA FUNDING	28,323,575.51	25,583,839.12	36,235,153.70	21,636,371.66	28,193,452.51	30,751,683.70	23,287,706.14	29,356,197.62
131203 U S BANK - FORMERLY FIRSTAR	45,165.44	59,541.21	82,331.12	141,272.87	63,319.75	67,438.31	80,576.17	72,931.78
131204 BOA - REGULUS	1,261.73	1,170.24	830.87	(1,999.03)	2,233,060.26	1,805.86	2,284.11	8,157.95
131205 FIRST SOUTHERN NATIONAL BANK	7,500.00	7,500.00	7,500.00	7,500.00	7,590.52	7,500.00	7,500.00	7,500.00
131206 US BANK (E-TOWN)	64,631.85	83,406.35	151,745.17	59,628.90	78,157.74	66,745.88	107,155.24	80,932.49
131207 FIRST UNITED BANK OF HOPKINS COUNTY	25,000.00	25,000.00	25,000.00	25,000.00	22,936.78	25,000.00	25,000.00	25,000.00
131208 BB&T [AREA BANK 0028301978]	8,500.00	8,500.00	8,500.00	8,686.30	7,521.40	8,500.00	8,500.00	8,500.00
131209 FIRST NATIONAL BANK	11,000.00	11,000.00	11,000.00	11,000.00	5,579.05	11,000.00	11,000.00	11,000.00
131210 FIFTH THIRD BANK	7,000.00	7,000.00	7,000.00	7,000.00	7,930.60	6,178.30	7,000.00	7,000.00
131211 US BANK (GEORGETOWN)	30,475.66	43,117.58	53,132.98	18,875.28	37,036.10	57,608.47	77,212.73	81,448.37
131212 US BANK (WINCHESTER)	67,329.72	62,341.83	94,640.59	37,821.11	66,545.67	65,371.10	69,185.39	74,185.40
131213 U S BANK - FORMERLY FIRSTAR	109,355.53	77,367.73	99,478.28	44,929.38	141,878.27	113,211.81	96,348.68	149,552.56
131214 CITIZENS BANK & TRUST CO.	7,500.00	7,500.00	7,500.00	7,500.00	7,500.00	7,500.00	7,500.00	7,500.00
131215 U S BANK - FORMERLY FIRSTAR	40,010.58	74,646.99	60,434.49	26,631.73	55,434.77	84,668.23	62,312.66	58,522.41
131216 US BANK (MT. STERLING)	37,080.71	53,877.93	64,603.39	28,641.39	43,349.83	30,759.58	52,976.13	64,223.91
131217 U S BANK - FORMERLY FIRSTAR	358,449.36	816,458.73	960,776.32	93,552.97	784,801.28	167,182.30	222,763.96	1,910,023.24
131218 U S BANK - FORMERLY FIRSTAR	9,793.54	14,426.08	19,586.94	10,568.11	15,761.18	10,350.12	55,516.14	16,715.78
131221 US BANK (VERSAILLES)	33,910.47	25,343.59	42,478.89	14,437.75	27,884.94	41,727.76	51,800.64	51,711.84
131223 CITIZENS BANK	8,500.00	8,500.00	8,500.00	8,500.00	8,441.50	8,500.00	8,500.00	8,500.00
131224 KENTUCKY BANK	7,000.00	7,000.00	7,000.00	7,000.00	7,303.02	7,000.00	7,000.00	7,000.00
131226 U S BANK - FORMERLY FIRSTAR	19,919.03	17,131.26	41,104.13	7,795.79	22,237.79	11,345.92	20,798.25	23,574.69
131227 U S BANK - FORMERLY FIRSTAR	22,218,617.71	22,310,009.69	21,020,232.48	5,605,036.69	19,482,887.63	25,765,403.04	23,635,447.61	22,771,991.33
131229 CUMBERLAND VALLEY NATIONAL	19,830.22	19,830.22	19,830.22	19,830.22	20,089.46	19,830.22	19,830.22	19,830.22
131230 FIRST STATE BANK	10,000.00	10,000.00	10,000.00	10,000.00	(386,814.83)	10,000.00	10,000.00	10,000.00
131231 BANK OF HARLAN	8,500.00	8,500.00	8,500.00	8,500.00	8,459.00	8,500.00	8,500.00	8,500.00
131232 CITIZENS NATIONAL BANK	25,163.92	25,163.92	25,163.92	25,163.92	25,203.92	25,163.92	25,163.92	25,163.92
131233 FIRST BANK & TRUST	7,000.00	7,000.00	7,000.00	7,000.00	7,000.00	7,000.00	7,000.00	7,000.00
131234 LEE BANK AND TRUST CO	7,100.00	7,100.00	7,100.00	7,100.00	7,100.00	7,100.00	7,100.00	7,100.00
134007 RESTRICTED CASH - SHORT TERM	-	-	-	-	-	-	-	-
134012 CLOSED 04/12 - OTHER SPECIAL FUNDS MARGIN ACCOUNT	511,450.27	747,761.07	823,713.19	640,705.40	405,895.98	256,665.50	91,321.13	91,580.74
135001 WORKING FUNDS	39,030.00	39,030.00	38,430.00	38,430.00	39,030.00	39,030.00	39,030.00	39,030.00
136005 TEMP INV-OTHER	269.25	269.25	269.25	269.25	269.25	269.25	269.25	269.25
136016 TEMP INV-GOLDMAN SACHS-CASH UNRESTRICTED	6,001,317.37	6,001,897.67	2,026.73	2,221.20	2,233.59	14,002,666.04	19,904,114.57	23,005,661.39
136018 TEMP INV-FIDELITY INVESTMENTS-CASH UNRESTRICTED	6,002,301.77	6,003,655.07	4,036.98	4,644.09	4,737.35	13,005,858.02	16,007,854.63	22,010,247.55
136019 TEMP INV-JPMORGAN-CASH UNRESTRICTED	6,000,907.63	6,501,645.23	1,837.92	2,026.39	2,043.18	11,002,830.43	15,504,268.50	22,255,870.29
136020 TEMP INV-UBS-CASH UNRESTRICTED	6,001,286.87	6,502,415.29	2,621.87	2,953.76	2,954.07	11,703,773.18	9,205,815.40	17,308,423.49
141004 NOTES RECEIVABLE - INDUSTRIAL AUTHORITY	383,140.00	383,140.00	383,140.00	383,140.00	383,140.00	383,140.00	383,140.00	383,140.00
141005 RESERVE FOR NOTES RECEIVABLE - INDUSTRIAL AUTHORITY	(383,140.00)	(383,140.00)	(383,140.00)	(383,140.00)	(383,140.00)	(383,140.00)	(383,140.00)	(383,140.00)
142001 CUST A/R-ACTIVE	77,403,767.60	72,736,650.22	66,394,634.22	75,843,420.85	85,427,277.83	82,917,217.83	82,129,572.62	69,600,448.46
142002 A/R - UNPOSTEC CASH	4,100.89	2,826.15	(1,910.67)	3,381.84	(145,887.37)	1,753.49	(646.82)	(652.21)
142003 WHOLESALE SALES A/R	38,698.57	1,262.64	338,581.99	830,383.81	409,372.31	167,908.02	21,006.89	959,070.60
142004 TRANSMISSION RECEIVABLE	892,334.72	779,858.69	936,652.86	1,008,594.30	1,150,025.75	1,168,249.50	1,274,814.74	1,065,537.36
142008 CLOSED 07/11 - WHOLESALE SALES ACCOUNTS RECEIVABLE-UNBILLED	18,892.79	103.24	249,742.13	327,095.29	-	-	-	-
143001 A/R-OFFICERS/EMPL	-	-	-	-	2,100.00	3,600.00	-	-
143003 ACCTS REC - IMEA	1,272,633.05	834,129.04	1,732,335.43	1,804,546.44	2,125,267.62	1,642,627.79	1,442,352.82	1,975,226.17
143004 ACCTS REC - IMPA	1,527,360.08	1,060,782.94	1,841,867.12	1,917,682.95	2,256,583.99	1,745,173.01	1,533,198.06	2,099,715.98
143006 ACCTS REC - BILLED PROJECTS	4,906.42	51,997.44	4,906.48	53,085.56	25,390.66	5,078.22	5,078.16	5,078.16
143007 ACCTS REC - NON PROJECT UTIL ACCT USE ONLY	32,054.38	2,442.68	2,442.68	8,312.33	2,442.68	2,442.68	7,575.33	2,442.68
143011 INSURANCE CLAIMS	-	1,949,857.22	-	-	-	-	-	-

Kentucky Utilities Company
Month End Balances - Current Assets
13 Months Ended March 31, 2012

Account	MAR-2011	APR-2011	MAY-2011	JUN-2011	JUL-2011	AUG-2011	SEP-2011	OCT-2011
143012 ACCTS REC - MISCELLANEOUS	2,856,724.06	3,521,485.74	4,545,645.18	3,029,215.86	3,124,081.53	3,111,049.56	4,169,976.13	4,250,971.19
143017 ACCTS REC - DAMAGE CLAIMS (DTS)	352,140.48	435,050.71	352,953.38	363,003.28	387,701.10	363,820.73	329,945.06	355,672.33
143022 ACCTS REC - BEYOND THE METER	315,344.73	300,306.52	174,508.85	204,818.64	182,145.79	182,377.38	208,555.10	165,300.64
143024 A/R MUTUAL AID	310,224.79	(0.03)	3,607.07	3,607.73	3,607.73	330,195.55	1,085,535.17	1,086,605.42
143025 ACCT. RECEIVABLE - EL SWAPS	-	15.29	-	-	-	-	-	-
143027 INCOME TAX RECEIVABLE - FEDERAL	-	-	-	-	-	-	-	-
143028 INCOME TAX RECEIVABLE - STATE	-	-	-	-	-	-	-	-
143029 CLOSED 11/11 - EMPLOYEE COMPUTER LOANS	3,983.86	2,413.78	1,610.50	754.20	331.97	110.36	27.32	-
143030 EMPLOYEE PAYROLL ADVANCES	0.08	0.08	0.08	0.08	0.08	-	-	-
143052 ACCOUNTS RECEIVABLE - IMEA/IMPA OFFSET	(999,540.00)	(993,262.50)	(999,540.00)	(1,583,832.50)	(1,577,677.50)	(1,577,677.50)	(6,075.00)	(6,277.50)
143053 BECHTEL RECEIVABLE LIQUIDATED	9,969,285.60	9,944,175.60	9,969,285.60	6,335,010.00	6,310,710.00	6,310,710.00	24,300.00	25,110.00
144001 UNCOLL ACCT-CR-UTIL	(1,508,959.81)	(1,876,109.12)	(2,299,894.36)	(2,957,265.76)	(3,516,465.27)	(4,336,949.35)	(4,877,278.62)	(5,298,617.36)
144002 UNCOLL ACCT-DR-C/OFF	1,829,763.61	2,282,010.74	2,788,716.79	3,541,899.33	4,494,490.55	5,120,392.35	6,807,899.30	7,321,826.09
144003 UNCOLL ACCT-CR-RECOV	(320,803.80)	(405,901.62)	(488,541.43)	(584,352.57)	(677,744.28)	(783,308.81)	(1,930,486.49)	(2,023,074.54)
144004 UNCOLL ACCT-CR-OTHER	(2,387,125.00)	(2,294,684.00)	(2,023,386.00)	(2,059,390.00)	(2,087,112.00)	(2,079,731.00)	(2,227,775.00)	(2,174,752.00)
144006 UNCOLL ACCT-A/R MISC	(106,037.10)	(106,037.10)	(106,037.10)	(295,815.13)	(295,815.13)	(295,815.13)	(284,909.16)	(284,909.16)
144009 CLOSED 04/12 - UNCOLL ACCTS - LEM	-	-	-	-	-	-	-	-
144015 UNCOLL A/R - BECHTEL RESERVE	(5,971,125.60)	(5,971,125.60)	(5,971,125.60)	-	-	-	-	-
144017 UNCOLL A/R - MF GLOBAL	-	-	-	-	-	-	-	-
146054 I/C RECEIVABLE - PPL - MUTUAL ASSISTANCE	-	-	-	-	-	55,646.10	234,143.34	234,143.34
146100 INTERCOMPANY	2,399.89	-	-	5,001,224.57	236,912.87	7,543.73	1,375,675.45	221,162.03
151010 FUEL STK-LEASED CARS	320,963.68	347,365.06	289,110.68	268,790.85	239,677.35	211,127.09	255,334.70	361,030.81
151020 COAL PURCHASES - TONS	75,364,433.78	83,723,123.09	84,515,438.06	81,182,972.07	69,373,929.40	59,465,388.71	64,549,284.58	78,144,563.96
151023 IN-TRANSIT COAL	11,524,379.10	7,795,278.23	7,666,348.31	6,608,243.46	8,228,110.05	10,468,765.13	10,578,730.77	12,054,905.01
151025 TC NON-JURISDICTIONAL CONTRA (IMEA-IMPA) - COAL PURCHASES	(3,939,985.62)	(3,829,298.90)	(3,987,670.36)	(3,745,200.28)	(3,988,630.92)	(3,504,064.24)	(3,352,698.55)	(3,571,665.06)
151030 FUEL OIL - GAL	6,376,007.70	7,249,644.20	7,155,240.34	7,447,258.29	7,638,909.37	7,369,821.58	7,019,489.44	7,882,792.83
151060 RAILCARS-OPER/MTCE	39,785.28	10,708.32	(4,125.13)	(10,346.17)	320.50	2,165.60	4,812.39	7,410.62
151061 GAS PIPELINE OPER/MTCE	58,271.71	63,145.78	43,369.74	68,708.19	62,067.45	60,031.82	60,820.05	43,084.74
151080 COAL BARGE SHUTTLING	573,402.46	698,727.08	806,371.29	717,970.49	537,006.03	407,405.17	381,951.79	439,326.06
154001 MATERIALS/SUPPLIES	32,521,608.50	32,310,526.48	32,433,150.37	32,510,081.67	32,420,618.28	32,275,873.08	32,404,955.59	33,249,148.76
154003 LIMESTONE	551,678.52	767,239.90	566,095.08	481,514.17	463,903.25	472,996.00	471,338.82	401,873.06
154006 OTHER REAGENTS	0.02	0.02	0.02	0.03	0.02	0.03	0.03	0.03
154023 LIMESTONE IN-TRANSIT	219,467.43	14,352.00	123,834.88	137,795.84	99,193.47	141,234.30	141,390.36	187,213.35
158121 SO2 ALLOWANCE INVENTORY	527,977.93	518,743.12	512,677.89	503,270.80	493,944.20	484,672.38	478,071.76	467,948.18
158122 NOX OZONE SEASON ALLOWANCE INVENTORY	12,155.87	12,155.87	10,838.89	9,254.59	7,568.90	5,823.29	3,758.53	3,758.53
163001 STORES EXPENSE	8,039,669.47	7,646,354.64	7,311,988.00	7,107,477.23	6,733,917.15	6,327,688.66	6,016,573.92	5,488,513.50
163002 WAREHOUSE EXPENSES	966,232.83	1,270,813.63	1,562,037.81	1,894,216.27	2,170,364.25	2,467,831.48	2,772,498.40	3,086,325.41
163003 FREIGHT	46,168.51	61,403.32	73,831.16	93,441.22	112,762.33	127,817.56	143,277.63	155,743.17
163005 SALES TAX	220,162.70	294,219.17	362,374.20	445,535.03	522,644.38	591,225.54	650,961.98	727,109.48
163006 PHYS INVENT ADJUSTMT	13,907.66	17,670.28	(9,909.66)	22,295.54	75,815.80	95,559.50	112,474.98	133,949.50
163007 INVOICE PRICE VARIANCES	1,703.77	2,766.16	1,989.48	5,488.04	5,545.94	2,304.58	576.00	(7,835.17)
163100 OTHER	65,712.69	86,350.49	114,979.35	154,802.25	186,472.69	225,379.56	282,669.09	331,452.30
165001 PREPAID INSURANCE	4,898,830.65	5,559,291.51	5,433,155.23	4,383,452.57	3,888,232.95	3,398,103.33	2,889,156.16	2,395,286.29
165002 PREPAID TAXES	472,978.16	315,318.79	157,659.42	2,017,354.26	1,849,241.41	1,681,128.56	1,513,015.71	1,344,902.86
165012 PREPAID LEASE	710,233.30	697,319.96	684,406.62	671,493.28	658,579.94	645,666.60	632,753.26	619,839.92
165018 PREPAID RISK MGMT AND WC	75,000.00	75,000.00	75,000.00	75,000.00	75,000.00	75,000.00	75,000.00	75,000.00
165020 PREPAID VEHICLE LICENSE	103,265.44	94,244.95	85,224.46	76,203.97	67,183.46	58,433.45	49,683.40	41,402.83
165100 PREPAID OTHER	1,444,763.46	1,212,363.46	907,135.72	700,280.71	422,121.34	2,213,370.39	3,241,383.81	2,928,036.02
171001 INTEREST RECEIVABLE	3,742.21	4,989.61	6,237.01	7,484.41	8,731.81	9,979.21	11,226.61	12,474.01
171003 DIVIDENDS RECEIVABLE-EXTERNAL	6,250.00	-	-	6,250.00	-	-	6,250.00	-
173001 ACCRUED UTIL REVENUE	73,235,000.00	64,563,000.00	75,319,000.00	77,917,735.64	91,229,000.00	92,417,507.26	69,869,400.98	61,697,812.37

Kentucky Utilities Company
Month End Balances - Current Assets
13 Months Ended March 31, 2012

Account	MAR-2011	APR-2011	MAY-2011	JUN-2011	JUL-2011	AUG-2011	SEP-2011	OCT-2011
173005 ACCRUED WHOLESale SALES REVENUE - UNBILLED	-	-	-	-	218,257.58	73,935.74	5,242.12	167,732.03
174001 MISC CURR/ACCR ASSET	3,293.39	3,293.39	-	-	-	-	-	-
175001 CLOSED 04/12 - DERIVATIVE ASSET - NONHEDGING-CURRENT	134,968.94	116,671.74	103,768.46	98,710.66	106,129.25	161,940.18	137,330.72	99,869.06
175501 CLOSED 04/12 - DERIVATIVE ASSET-NON-HEDGING-LONG-TERM	6,206.96	-	-	-	-	-	-	-
Total	\$ 357,229,244.37	\$ 350,768,414.99	\$ 337,536,618.65	\$ 322,161,809.34	\$ 358,234,100.16	\$ 400,657,050.46	\$ 386,869,906.34	\$ 411,628,995.89

Kentucky Utilities Company
Month End Balances - Current Assets
13 Months Ended March 31, 2012

Account	NOV-2011	DEC-2011	JAN-2012	FEB-2012	MAR-2012	13 Month Average
131069 CASH CLEARING - CCS	\$ 9,110.92	\$ 6,470.23	\$ 15,921.05	\$ 280,903.07	\$ 4,417.45	\$ 98,703.79
131090 CASH-BOA A/P - CLEARING	(26,184,256.81)	(45,664,107.69)	(20,787,520.12)	(18,544,909.17)	(17,121,481.50)	(21,169,146.80)
131092 CASH-BOA FUNDING	34,322,328.25	53,797,523.03	32,618,117.80	29,729,063.11	21,913,960.88	30,442,228.69
131203 U S BANK - FORMERLY FIRSTAR	50,426.85	73,903.12	76,219.57	53,356.51	50,346.49	70,525.32
131204 BOA - REGULUS	2,262.57	251.43	11,232.42	1,741.36	4,483.58	174,349.49
131205 FIRST SOUTHERN NATIONAL BANK	7,500.00	7,500.00	7,500.00	7,500.00	7,500.00	7,506.96
131206 US BANK (E-TOWN)	42,757.14	69,521.05	112,070.32	54,708.93	82,634.71	81,084.29
131207 FIRST UNITED BANK OF HOPKINS COUNTY	25,000.00	25,000.00	25,000.00	25,000.00	25,000.00	24,841.29
131208 BB&T [AREA BANK 0028301978]	8,500.00	8,500.00	8,500.00	8,500.00	8,500.00	8,439.05
131209 FIRST NATIONAL BANK	11,000.00	11,000.00	11,000.00	11,000.00	11,000.00	10,583.00
131210 FIFTH THIRD BANK	7,000.00	7,000.00	7,000.00	7,000.00	7,000.00	7,008.38
131211 US BANK (GEORGETOWN)	57,486.15	48,186.82	112,118.83	67,986.63	69,282.57	57,997.55
131212 US BANK (WINCHESTER)	40,591.48	70,500.93	83,326.31	60,097.61	54,927.84	65,143.46
131213 U S BANK - FORMERLY FIRSTAR	59,257.34	120,941.17	111,033.77	116,634.47	96,436.11	102,801.93
131214 CITIZENS BANK & TRUST CO.	7,500.00	7,500.00	7,500.00	7,500.00	7,500.00	7,500.00
131215 U S BANK - FORMERLY FIRSTAR	37,128.75	46,068.28	65,430.52	69,567.76	43,689.10	55,734.33
131216 US BANK (MT. STERLING)	85,437.38	49,728.36	58,350.83	95,523.13	83,917.74	57,574.64
131217 U S BANK - FORMERLY FIRSTAR	269,831.81	637,165.41	444,846.26	497,336.68	957,664.75	624,681.01
131218 U S BANK - FORMERLY FIRSTAR	10,996.35	45,161.14	17,185.89	12,276.14	24,892.70	20,248.47
131221 US BANK (VERSAILLES)	41,363.91	20,903.37	67,826.56	40,719.30	45,972.96	38,929.38
131223 CITIZENS BANK	8,500.00	8,500.00	8,500.00	8,500.00	8,500.00	8,495.50
131224 KENTUCKY BANK	7,000.00	7,000.00	7,000.00	7,000.00	7,000.00	7,023.31
131226 U S BANK - FORMERLY FIRSTAR	12,046.67	18,810.84	19,761.69	15,152.95	19,315.48	19,153.42
131227 U S BANK - FORMERLY FIRSTAR	24,352,869.66	21,595,518.79	21,680,068.94	24,498,141.40	20,206,093.67	21,164,793.74
131229 CUMBERLAND VALLEY NATIONAL	19,830.22	19,830.22	19,830.22	19,830.22	19,830.22	19,850.16
131230 FIRST STATE BANK	10,000.00	10,000.00	10,000.00	10,000.00	10,000.00	(20,524.22)
131231 BANK OF HARLAN	8,500.00	8,500.00	8,500.00	8,500.00	8,500.00	8,496.85
131232 CITIZENS NATIONAL BANK	25,163.92	25,163.92	25,163.92	25,163.92	25,163.92	25,167.00
131233 FIRST BANK & TRUST	7,000.00	7,000.00	7,000.00	7,000.00	7,000.00	7,000.00
131234 LEE BANK AND TRUST CO	7,100.00	7,100.00	7,100.00	7,100.00	7,100.00	7,100.00
134007 RESTRICTED CASH - SHORT TERM	-	45,500.00	45,500.00	-	-	7,000.00
134012 CLOSED 04/12 - OTHER SPECIAL FUNDS MARGIN ACCOUNT	-	-	-	-	-	274,545.64
135001 WORKING FUNDS	39,030.00	39,030.00	39,030.00	38,530.00	38,530.00	38,860.77
136005 TEMP INV-OTHER	269.25	269.25	269.25	269.25	269.25	269.25
136016 TEMP INV-GOLDMAN SACHS-CASH UNRESTRICTED	17,606,794.16	7,856.33	7,925.40	6,008,335.21	2,408,995.94	7,304,772.74
136018 TEMP INV-FIDELITY INVESTMENTS-CASH UNRESTRICTED	16,012,873.15	14,683.47	14,712.99	15,031.20	8,116,239.18	6,708,990.42
136019 TEMP INV-JPMORGAN-CASH UNRESTRICTED	15,107,205.14	8,483.29	8,624.98	7,009,182.58	10,173.98	6,416,546.12
136020 TEMP INV-UBS-CASH UNRESTRICTED	12,610,579.86	12,382.15	12,416.88	12,418.95	8,513,585.05	5,530,125.14
141004 NOTES RECEIVABLE - INDUSTRIAL AUTHORITY	383,140.00	383,140.00	382,140.00	382,140.00	381,140.00	382,832.31
141005 RESERVE FOR NOTES RECEIVABLE - INDUSTRIAL AUTHORITY	(383,140.00)	(383,140.00)	(382,140.00)	(382,140.00)	(381,140.00)	(382,832.31)
142001 CUST A/R-ACTIVE	63,144,821.64	70,261,181.84	82,215,232.61	84,753,552.10	75,324,373.63	76,011,703.96
142002 A/R - UNPOSTEC CASH	(148.32)	(1,356.47)	344.88	(2,890.80)	(2,775.93)	(11,066.26)
142003 WHOLESALE SALES A/R	109,194.79	13,640.98	17,212.75	12,058.18	14,813.39	225,631.15
142004 TRANSMISSION RECEIVABLE	1,016,863.48	1,100,438.21	1,251,471.81	1,163,898.72	963,631.96	1,059,413.24
142008 CLOSED 07/11 - WHOLESALE SALES ACCOUNTS RECEIVABLE-UNBILLED	-	-	-	-	-	45,833.34
143001 A/R-OFFICERS/EMPL	-	-	-	-	-	438.46
143003 ACCTS REC - IMEA	2,008,851.91	2,232,737.63	1,371,926.73	1,416,701.07	1,897,065.62	1,673,569.33
143004 ACCTS REC - IMPA	2,136,044.39	2,363,104.25	1,458,356.34	1,506,410.66	2,015,683.56	1,804,766.41
143006 ACCTS REC - BILLED PROJECTS	5,078.16	5,078.16	21,556.32	23,463.77	25,371.22	18,159.13
143007 ACCTS REC - NON PROJECT UTIL ACCT USE ONLY	2,541.12	4,935.90	23.52	23.52	5,009.78	5,591.48
143011 INSURANCE CLAIMS	-	-	-	-	-	149,989.02

Kentucky Utilities Company
Month End Balances - Current Assets
13 Months Ended March 31, 2012

Account	NOV-2011	DEC-2011	JAN-2012	FEB-2012	MAR-2012	13 Month Average
143012 ACCTS REC - MISCELLANEOUS	4,571,304.94	4,016,072.69	3,001,169.81	2,968,729.60	2,930,762.45	3,545,937.60
143017 ACCTS REC - DAMAGE CLAIMS (DTS)	260,281.71	288,498.28	271,534.62	341,999.69	203,638.04	331,249.19
143022 ACCTS REC - BEYOND THE METER	60,809.64	95,983.82	64,870.59	33,753.16	166,749.14	165,809.54
143024 A/R MUTUAL AID	223,389.41	-	(372.67)	48,074.39	48,492.42	241,766.69
143025 ACCT. RECEIVABLE - EL SWAPS	25,732.13	25,732.13	25,732.13	25,732.13	25,732.13	9,898.15
143027 INCOME TAX RECEIVABLE - FEDERAL	-	3,235,053.66	-	-	3,191,330.70	494,337.26
143028 INCOME TAX RECEIVABLE - STATE	-	1,433,383.93	-	-	1,177,805.90	200,860.76
143029 CLOSED 11/11 - EMPLOYEE COMPUTER LOANS	-	-	-	-	-	710.15
143030 EMPLOYEE PAYROLL ADVANCES	-	-	-	-	-	0.03
143052 ACCOUNTS RECEIVABLE - IMEA/IMPA OFFSET	(6,075.00)	-	(6,277.50)	(12,150.00)	(6,277.50)	(598,050.96)
143053 BECHTEL RECEIVABLE LIQUIDATED	24,300.00	-	25,110.00	48,600.00	25,110.00	3,770,131.29
144001 UNCOLL ACCT-CR-UTIL	(5,608,415.86)	-	(751,055.16)	(926,947.13)	(1,131,628.77)	(2,699,198.97)
144002 UNCOLL ACCT-DR-C/OFF	7,717,985.10	-	838,571.13	1,174,190.36	1,498,397.14	3,493,549.42
144003 UNCOLL ACCT-CR-RECOV	(2,109,435.05)	-	(87,515.97)	(247,243.23)	(367,317.58)	(771,209.64)
144004 UNCOLL ACCT-CR-OTHER	(2,009,276.00)	(1,897,050.00)	(2,073,207.00)	(2,107,849.00)	(2,126,581.00)	(2,119,070.62)
144006 UNCOLL ACCT-A/R MISC	(284,909.16)	-	(81,529.63)	(81,529.63)	(28,544.12)	(179,493.63)
144009 CLOSED 04/12 - UNCOLL ACCTS - LEM	-	(25,732.13)	(25,732.13)	-	-	(3,958.79)
144015 UNCOLL A/R - BECHTEL RESERVE	-	-	-	-	-	(1,377,952.06)
144017 UNCOLL A/R - MF GLOBAL	-	-	-	(25,732.13)	(25,732.13)	(3,958.79)
146054 I/C RECEIVABLE - PPL - MUTUAL ASSISTANCE	-	-	-	-	-	40,302.52
146100 INTERCOMPANY	2,281.36	39,615.59	37,600.00	-	3,237,051.00	781,651.27
151010 FUEL STK-LEASED CARS	436,480.39	467,446.55	510,758.41	483,967.63	472,144.60	358,784.45
151020 COAL PURCHASES - TONS	85,887,914.91	80,605,556.64	70,830,701.22	67,870,886.92	72,225,213.96	74,903,031.33
151023 IN-TRANSIT COAL	7,863,052.20	11,184,894.67	11,847,073.77	10,085,342.91	8,902,675.26	9,600,599.91
151025 TC NON-JURISDICTIONAL CONTRA (IMEA-IMPA) - COAL PURCHAES	(3,847,345.66)	(3,943,078.99)	(3,328,678.44)	(2,444,030.86)	(3,079,141.33)	(3,581,653.02)
151030 FUEL OIL - GAL	7,208,852.31	7,645,323.18	7,332,293.55	7,690,390.73	7,310,689.88	7,332,824.11
151060 RAILCARS-OPER/MTCE	70,853.12	75,081.64	143,481.63	113,624.69	94,402.60	42,167.32
151061 GAS PIPELINE OPER/MTCE	54,442.18	66,911.15	52,270.16	57,587.00	32,904.67	55,662.66
151080 COAL BARGE SHUTTLING	543,050.84	643,293.92	548,080.48	540,281.86	541,433.64	567,561.62
154001 MATERIALS/SUPPLIES	33,708,413.04	33,328,337.37	33,438,302.83	33,447,935.91	33,242,127.67	32,868,544.58
154003 LIMESTONE	514,914.38	555,788.11	613,929.32	771,143.02	872,773.53	577,322.09
154006 OTHER REAGENTS	0.03	0.03	0.04	0.03	0.04	0.03
154023 LIMESTONE IN-TRANSIT	146,226.69	152,806.68	200,086.98	152,692.11	160,158.60	144,342.51
158121 SO2 ALLOWANCE INVENTORY	457,206.01	446,703.79	434,172.82	422,304.10	411,736.00	473,802.23
158122 NOX OZONE SEASON ALLOWANCE INVENTORY	3,758.53	3,758.53	3,758.53	3,758.53	3,758.53	6,469.78
163001 STORES EXPENSE	5,185,753.96	9,914,010.27	9,622,577.41	9,279,598.60	8,800,789.60	7,498,070.19
163002 WAREHOUSE EXPENSES	3,510,663.23	-	303,512.33	677,713.51	1,004,672.23	1,668,221.64
163003 FREIGHT	170,968.91	-	9,866.86	24,633.96	43,690.19	81,815.76
163005 SALES TAX	808,126.09	-	67,636.98	133,594.83	212,166.51	387,365.91
163006 PHYS INVENT ADJUSTMT	148,959.49	-	(3,521.09)	(11,489.00)	(455.76)	45,789.02
163007 INVOICE PRICE VARIANCES	(8,315.28)	-	(555.52)	3,813.86	(5,103.49)	182.95
163100 OTHER	370,007.64	-	52,255.13	96,461.70	152,043.11	162,968.15
165001 PREPAID INSURANCE	1,893,020.97	3,053,761.12	2,587,754.38	2,085,692.18	1,622,924.89	3,391,435.56
165002 PREPAID TAXES	1,176,790.01	1,008,677.16	840,564.31	672,451.46	504,338.61	1,042,647.75
165012 PREPAID LEASE	606,926.58	594,013.24	581,099.90	568,186.56	555,273.22	632,753.26
165018 PREPAID RISK MGMT AND WC	75,000.00	75,000.00	75,000.00	75,000.00	75,000.00	75,000.00
165020 PREPAID VEHICLE LICENSE	33,122.26	27,213.53	18,142.33	9,071.13	108,376.00	59,351.32
165100 PREPAID OTHER	2,696,320.88	2,526,655.26	2,613,555.78	3,595,332.24	3,130,017.14	2,125,487.40
171001 INTEREST RECEIVABLE	13,721.41	14,968.80	(9,645.94)	2,494.81	3,742.21	6,934.32
171003 DIVIDENDS RECEIVABLE-EXTERNAL	-	6,250.00	-	-	6,247.25	2,403.63
173001 ACCRUED UTIL REVENUE	72,239,996.28	81,175,232.13	83,361,359.04	72,846,519.59	67,596,175.84	75,651,364.55

Kentucky Utilities Company
Month End Balances - Current Assets
13 Months Ended March 31, 2012

Account	NOV-2011	DEC-2011	JAN-2012	FEB-2012	MAR-2012	13 Month Average
173005 ACCRUED WHOLESALE SALES REVENUE - UNBILLED	21,147.64	5,718.05	2,760.68	1,853.82	1,993.20	38,356.99
174001 MISC CURR/ACCR ASSET	-	-	-	-	886.52	574.87
175001 CLOSED 04/12 - DERIVATIVE ASSET - NONHEDGING-CURRENT	0.01	-	-	-	-	73,799.16
175501 CLOSED 04/12 - DERIVATIVE ASSET-NON-HEDGING-LONG-TERM	-	-	-	-	-	477.46
Total	\$ 388,027,233.56	\$ 343,968,456.58	\$ 345,317,681.34	\$ 349,661,320.47	\$ 339,849,758.04	\$ 360,916,199.23

Kentucky Utilities Company
Month End Balances - Current Liabilities
13 Months Ended March 31, 2012

Account	MAR-2011	APR-2011	MAY-2011	JUN-2011	JUL-2011	AUG-2011	SEP-2011	OCT-2011
232001 ACCTS PAYABLE-REG	\$ (26,235,662.75)	\$ (29,615,926.73)	\$ (29,481,382.01)	\$ (35,143,623.24)	\$ (34,623,104.62)	\$ (32,502,053.51)	\$ (31,380,648.86)	\$ (55,266,463.95)
232002 SALS/WAGES ACCRUED	(4,194,491.60)	(1,612,944.64)	(1,966,693.91)	(2,627,948.85)	(2,874,909.41)	(4,108,255.96)	(1,473,709.89)	(1,641,851.04)
232009 PURCHASING ACCRUAL	(795,050.90)	(678,854.01)	(734,424.06)	(626,616.30)	(532,313.47)	(500,900.53)	(585,922.85)	(645,146.61)
232010 WHOLESALE PURCHASES A/P	(1,866,765.34)	(2,174,444.14)	(1,602,118.82)	(1,104,284.56)	(2,280,661.78)	(1,555,325.90)	(1,297,736.67)	(778,399.30)
232011 TRANSMISSION PAYABLE	(748,331.27)	(832,389.19)	(762,013.42)	(711,503.03)	(902,863.38)	(671,079.27)	(651,177.79)	(710,459.72)
232014 RECEIVING/INSPECTION ACCRUAL	-	(29.35)	95.90	-	-	-	-	-
232015 AP FUEL	(29,594,303.37)	(22,647,750.97)	(29,619,197.92)	(23,998,902.11)	(25,712,833.25)	(28,940,811.05)	(30,292,551.40)	(32,669,036.31)
232030 RETAINAGE FEES	-	-	-	-	-	-	-	-
232042 MISO AND PJM ANCILLARY SERVICES CHARGES A/P	-	-	(19,946.96)	(55,247.83)	(91,309.38)	(48,618.61)	(511.91)	(25,025.81)
232100 ACCOUNTS PAYABLE-TRADE	(13,168,457.36)	(13,518,549.79)	(12,959,972.55)	(12,035,203.45)	(11,592,691.94)	(9,995,462.09)	(10,161,041.54)	(16,650,765.17)
232111 401K LIABILITY - EMPLOYER	(147,164.32)	(147,164.32)	(147,164.32)	(147,164.32)	(147,164.32)	(151,123.41)	(151,123.41)	(151,123.41)
232205 IBEW UNION DUES WITHHOLDING PAYABLE	2,221.81	-	-	-	-	2,329.25	-	-
232206 UNITED WAY WITHHOLDING PAYABLE	6,318.29	-	-	-	-	6,257.75	-	-
232211 TIA LIABILITY	-	-	-	-	-	-	-	-
232220 CREDIT UNION WITHHOLDING PAYABLE	150.50	-	-	-	-	112.00	-	-
232233 401K WITHHOLDING PAYABLE	-	-	-	-	-	-	-	-
232235 UNITED STEEL WORKERS UNION DUES	3,185.94	-	-	-	-	3,333.23	-	-
232243 LOUISVILLE PAC WITHHOLDING PAYABLE	37.00	-	-	-	-	101.00	-	-
232244 GARNISHEES WITHHOLDING PAYABLE	4,105.36	-	-	-	-	651.99	-	-
232246 DCAP WITHHOLDING PAYABLE	192.06	(553.71)	(1,330.29)	(1,130.56)	(2,462.14)	(2,213.72)	(2,539.92)	(2,929.82)
232248 HCRA WITHHOLDING PAYABLE	(81,267.21)	(53,827.13)	(39,761.61)	(4,721.06)	(2,684.81)	(61,963.46)	(43,429.02)	(32,368.98)
232249 UNIVERSAL LIFE INS WITHHOLDING PAYABLE	(357.94)	(357.94)	(357.94)	(357.94)	(357.94)	(357.94)	(357.94)	(357.94)
234100 A/P TO ASSOC CO	(38,226,572.22)	(41,019,000.60)	(31,038,474.94)	(26,344,328.96)	(23,378,743.34)	(34,247,202.13)	(24,405,061.94)	(27,179,594.19)
235001 CUSTOMER DEPOSITS	(22,773,008.76)	(22,876,426.59)	(23,198,184.46)	(23,249,986.50)	(23,287,255.65)	(23,214,959.01)	(23,129,523.85)	(23,032,841.70)
235002 CUSTOMER DEPOSITS OFF-SYS	(50,000.00)	(50,000.00)	(50,000.00)	(50,000.00)	(50,000.00)	(50,000.00)	(50,000.00)	(54,999.78)
236007 FICA-OPR	(178,114.78)	(228,676.46)	(325,192.54)	(403,801.15)	(516,828.81)	(618,152.59)	(429,738.53)	(502,901.34)
236013 ST SALES/USE TAX-KY-OPR	(405,591.65)	(380,181.26)	(250,055.93)	(511,975.85)	(393,074.26)	(232,331.39)	(331,547.94)	(349,770.67)
236025 CORP INC TAX-FED EST-OPR	-	(1,867,792.56)	(8,162,288.46)	-	(12,015,503.80)	(23,087,815.81)	-	(4,340,681.59)
236026 CORP INC TAX-ST EST-OPR	-	(340,630.85)	(1,488,563.23)	-	(2,191,277.29)	(4,210,543.93)	-	(791,613.65)
236031 CORP INCOME-KY-OPR	(5,253,806.42)	(3,776,634.42)	(4,953,249.48)	(686,220.02)	(686,220.02)	(686,220.02)	(524,483.63)	279,588.23
236032 CORP INCOME-FED-OPR	(12,369,748.33)	(1,012,880.33)	1,328,397.09	(411,669.60)	(411,669.60)	(411,669.60)	(5,100,349.50)	(6,665,114.39)
236033 REAL ESTATE AND PERSONAL PROPERTY TAXES	(5,386,592.78)	(6,176,083.04)	(7,613,643.67)	(9,065,148.26)	(10,300,624.28)	(11,673,364.34)	(13,618,731.88)	(15,057,038.33)
236034 PROPERTY TAX ON RAILCARS USED FOR COAL	(11,434.07)	(11,434.07)	(11,434.07)	(11,434.07)	(11,434.07)	(11,434.07)	(11,434.07)	(11,434.07)
236036 REAL ESTATE AND PERSONAL PROPERTY TAXES - NON KY	(124,278.50)	(164,278.50)	(163,003.02)	(203,003.02)	(243,003.02)	(283,003.02)	(279,839.94)	40,379.16
236115 STATE UNEMPLOYMENT-OPR	(77,505.95)	(236.90)	(315.45)	(387.19)	(144.29)	(366.77)	(672.65)	(153.73)
236116 FEDERAL UNEMPLOYMENT-OPR	(54,815.99)	(159.60)	(214.99)	(267.12)	(109.68)	(278.02)	(360.11)	(82.96)
237004 ACCR INT-PCB CC2007A \$17.8M 02/26	(342,604.16)	(428,255.21)	(513,906.25)	(85,651.04)	(171,302.08)	(256,953.13)	(342,604.17)	(428,255.21)
237005 ACCR INT-PCB TC2007A \$8.9M 03/37	(178,540.00)	(223,175.00)	(267,810.00)	(44,635.00)	(89,270.00)	(133,905.00)	(178,540.00)	(223,175.00)
237009 ACCR INT-FMB KU2010 \$250M 11/15	(1,523,437.52)	(1,861,979.17)	(338,541.67)	(677,083.34)	(1,015,625.01)	(1,354,166.67)	(1,692,708.33)	(2,031,250.00)
237010 ACCR INT-FMB KU2010 \$500M 11/20	(6,093,750.02)	(7,447,916.67)	(1,354,166.67)	(2,708,333.34)	(4,062,500.00)	(5,416,666.67)	(6,770,833.33)	(8,125,000.00)
237011 ACCR INT-FMB KU2010 \$750M 11/40	(14,414,062.50)	(17,617,187.50)	(3,203,125.00)	(6,406,250.00)	(9,609,375.00)	(12,812,500.00)	(16,015,625.00)	(19,218,750.00)
237103 ACCR INT-PCB CC2008A \$77.9M 02/32	(18,429.78)	(16,721.32)	(16,230.14)	(9,930.29)	(5,595.13)	(14,073.24)	(11,980.41)	(9,332.33)
237149 ACCR INT-PCB MERC2000A \$12.9M 05/23	(2,764.19)	(2,763.78)	(2,438.63)	(1,399.56)	(911.84)	(2,134.68)	(1,770.66)	(1,548.00)
237184 ACCR INT-PCB CC2002A \$20.93M 2/32	3,870.61	(33,964.77)	(14,622.34)	(8,199.97)	(7,225.16)	(7,569.21)	(8,257.31)	(6,623.05)
237185 ACCR INT-PCB CC2002B \$2.4M 2/32	(443.78)	(263.01)	(315.62)	(315.62)	(361.64)	(506.30)	(578.63)	(180.82)
237186 ACCR INT-PCB MERC2002A \$7.4M 2/32	(912.32)	(4,004.11)	(973.15)	(973.15)	(1,115.07)	(1,561.10)	(1,784.11)	(557.53)
237187 ACCR INT-PCB MUHC2002A \$2.4M 2/32	(295.86)	(263.01)	(315.62)	(315.62)	(361.64)	(506.30)	(578.63)	(180.82)
237188 ACCR INT-PCB CC2002C \$96M 10/32	(22,202.58)	(14,496.00)	(8,288.00)	(4,320.00)	(2,666.67)	(752.00)	(23,312.00)	(23,184.00)
237192 ACCR INT-PCB CC2004A \$50M 10/34	(11,753.53)	(10,794.52)	(10,315.07)	(6,410.96)	(3,438.35)	(8,643.84)	(7,835.62)	(6,000.01)
237199 ACCR INT-PCB CC2006B \$54M 10/34	(13,048.77)	(11,598.90)	(11,421.37)	(7,175.34)	(3,890.96)	(9,364.93)	(8,344.11)	(6,613.15)
237300 INT ACC-OTH LIAB	(4,189.57)	(5,936.32)	(7,713.45)	(9,323.98)	(10,789.46)	(12,225.20)	(13,583.99)	(14,941.45)

Kentucky Utilities Company
Month End Balances - Current Liabilities
13 Months Ended March 31, 2012

	MAR-2011	APR-2011	MAY-2011	JUN-2011	JUL-2011	AUG-2011	SEP-2011	OCT-2011
237301 INTEREST ACCRUED ON CUSTOMER DEPOSITS	(836,305.52)	(920,960.97)	(1,006,979.31)	(17,516.71)	(130,123.38)	(245,133.16)	(346,311.16)	(448,397.45)
237304 INTEREST ACCRUED ON TAX LIABILITIES	(16,537.70)	(16,537.70)	(16,537.70)	(16,537.70)	(16,537.70)	(16,537.70)	(16,537.70)	(16,537.70)
238203 DIV PAYABLE - PARENT FM KU	-	-	(37,000,000.00)	-	-	(19,500,000.00)	-	-
241007 TAX COLL PAY-FICA	-	-	-	526.02	526.02	526.02	526.02	-
241018 STATE WITHHOLDING TAX PAYABLE	(21,367.85)	(22,005.38)	(14,413.60)	(12,172.64)	(11,490.27)	(12,963.63)	(20,266.44)	(12,254.43)
241036 LOCAL WITHHOLDING TAX PAYABLE	(156,347.55)	(84,235.23)	(105,340.42)	(138,165.74)	(51,045.35)	(84,035.43)	(152,503.19)	(49,452.73)
241037 T/C PAY-PERS INC-FED	-	-	-	1,389.65	1,389.65	1,389.65	1,389.65	-
241038 T/C PAY-ST SALES/USE	(1,039,475.11)	(994,575.06)	(1,127,153.32)	(1,343,405.06)	(1,148,649.15)	(1,375,595.95)	(773,619.48)	(1,293,681.80)
241039 T/C PAY-OCCUP/SCHOOL	(2,826,035.75)	(2,610,823.68)	(2,516,433.70)	(2,962,239.50)	(3,168,633.05)	(3,411,193.08)	(3,175,672.85)	(2,678,868.15)
241046 CONSUMER UTILITY TAX-VA	(191,219.98)	(173,854.58)	(157,978.71)	(160,964.52)	(159,971.86)	(166,660.18)	(161,438.05)	(155,949.71)
241047 SALES TAX-NORTON, VA	(750.18)	(82.09)	(1,439.04)	-	(424.97)	(3,003.71)	(327.05)	(1,229.34)
241048 CLOSED 08/11 - FRANCHISE FEE-NET UNBILLED	103,119.77	103,119.77	103,119.77	103,428.67	-	-	-	-
241049 FRANCHISE FEE PAYABLE-CHARGE UNCOLLECTED	105,518.54	111,514.44	119,275.93	130,565.93	152,072.40	161,112.35	171,191.52	178,567.33
241056 FRANCHISE FEE COLLECTED ON BAD DEBTS	(5,043.26)	(5,772.80)	(6,542.75)	(7,150.13)	(8,197.51)	(9,328.87)	(10,435.49)	(11,437.36)
242001 MISC LIABILITY	(3,300,863.26)	(3,101,431.67)	(3,010,763.99)	(4,187,078.91)	(3,077,537.86)	(3,261,031.29)	(3,298,011.36)	(3,034,090.46)
242002 MISC LIAB-VESTED VAC	(6,672,878.07)	(6,672,878.07)	(6,672,878.07)	(6,700,744.77)	(6,700,744.77)	(6,700,744.77)	(6,508,063.88)	(6,508,063.88)
242005 UNEARNED REVENUE - CURRENT	(30,707.81)	(26,838.11)	(22,968.41)	(67,764.03)	(40,548.06)	(36,606.81)	(32,665.56)	(28,724.31)
242014 ESCHEATED DEPOSITS	200.91	200.91	200.91	200.91	200.91	200.91	200.91	3,488.47
242015 FRANCHISE FEE PAYABLE-FRANCHISE LOCATIONS	(5,600,411.02)	(7,048,952.26)	(3,178,083.20)	(4,887,037.67)	(6,655,553.36)	(4,379,501.86)	(6,207,325.28)	(2,236,530.17)
242017 HOME ENERGY ASSISTANCE	(182,506.49)	(126,757.19)	(297,216.39)	(354,910.39)	(298,850.54)	(243,592.79)	(192,240.29)	(243,651.24)
242018 GREEN POWER REC LIABILITY	(13,585.17)	(17,072.13)	(14,522.22)	(16,641.89)	(14,856.13)	(18,307.49)	(14,045.74)	(17,553.66)
242019 GREEN POWER MKT LIABILITY	(1,780.36)	(1,784.95)	(1,601.05)	(1,872.63)	(1,805.97)	(1,885.61)	(2,054.32)	(1,698.82)
242028 SERVICE DEPOSIT REFUND PAYABLE	(12,634.64)	(253.07)	(34,907.95)	(387.03)	(418.42)	(901.90)	(4,547.56)	(27,470.87)
242030 WINTERCARE ENERGY FUND	(2,962.22)	(3,361.29)	(2,942.69)	(2,538.44)	(2,526.34)	(2,651.98)	(3,169.02)	(4,099.12)
242101 RETIREMENT INCOME LIABILITY	-	-	-	-	-	-	-	-
244001 CLOSED 04/12 - DERIVATIVE LIABILITY - NONHEDGING-CURRENT	(302,598.90)	(533,238.77)	(561,970.03)	(393,528.55)	(311,865.58)	(282,926.46)	(202,604.48)	(154,682.48)
Total	\$ (205,354,846.14)	\$ (199,013,106.27)	\$ (214,538,749.98)	\$ (168,399,787.33)	\$ (188,879,263.85)	\$ (236,873,622.94)	\$ (189,949,362.34)	\$ (233,078,096.32)

Kentucky Utilities Company
Month End Balances - Current Liabilities
13 Months Ended March 31, 2012

Account	NOV-2011	DEC-2011	JAN-2012	FEB-2012	MAR-2012	13 Month Average
232001 ACCTS PAYABLE-REG	\$ (48,090,391.30)	\$ (63,619,038.98)	\$ (32,158,689.58)	\$ (34,116,377.32)	\$ (42,112,395.95)	\$ (38,026,596.83)
232002 SALS/WAGES ACCRUED	(1,962,278.47)	(2,734,372.93)	(3,201,445.92)	(3,803,207.18)	(1,631,917.77)	(2,602,617.51)
232009 PURCHASING ACCRUAL	(609,023.66)	(547,286.27)	(473,485.25)	(521,593.36)	(623,573.12)	(605,706.95)
232010 WHOLESALE PURCHASES A/P	(825,379.27)	(953,901.13)	(630,126.42)	(896,104.57)	(1,194,387.64)	(1,319,971.96)
232011 TRANSMISSION PAYABLE	(490,394.13)	(186,537.67)	(223,216.78)	(244,500.86)	(376,183.42)	(577,742.30)
232014 RECEIVING/INSPECTION ACCRUAL	-	-	-	-	-	5.12
232015 AP FUEL	(26,389,975.68)	(29,656,230.22)	(26,283,621.53)	(22,697,383.50)	(25,717,456.27)	(27,247,696.43)
232030 RETAINAGE FEES	-	-	(5,434,594.35)	(5,742,159.58)	(6,216,214.40)	(1,337,920.64)
232042 MISO AND PJM ANCILLARY SERVICES CHARGES A/P	(2,192.86)	265.67	(340.05)	(94.13)	(5,405.44)	(19,109.79)
232100 ACCOUNTS PAYABLE-TRADE	(17,811,303.73)	(17,057,419.57)	(28,746,705.28)	(18,969,365.58)	(11,519,054.08)	(14,937,384.01)
232111 401K LIABILITY - EMPLOYER	(151,123.41)	(145,473.32)	(145,473.32)	(145,473.32)	(145,473.32)	(147,862.19)
232205 IBEW UNION DUES WITHHOLDING PAYABLE	-	-	2,359.80	2,323.35	-	710.32
232206 UNITED WAY WITHHOLDING PAYABLE	-	-	6,036.27	6,026.27	-	1,895.28
232211 TIA LIABILITY	-	(4,736,693.32)	(4,736,693.32)	(4,736,693.32)	-	(1,093,083.07)
232220 CREDIT UNION WITHHOLDING PAYABLE	-	-	115.50	112.00	-	37.69
232233 401K WITHHOLDING PAYABLE	-	193.43	-	-	-	14.88
232235 UNITED STEEL WORKERS UNION DUES	-	-	3,012.26	3,097.78	-	971.48
232243 LOUISVILLE PAC WITHHOLDING PAYABLE	-	-	106.00	106.00	-	26.92
232244 GARNISHEES WITHHOLDING PAYABLE	-	-	436.99	490.18	-	437.27
232246 DCAP WITHHOLDING PAYABLE	(4,100.72)	1,660.18	290.54	(5.78)	(955.11)	(1,236.85)
232248 HCRA WITHHOLDING PAYABLE	(31,798.40)	(23,706.59)	1,278.46	23,175.39	(107,273.52)	(35,257.53)
232249 UNIVERSAL LIFE INS WITHHOLDING PAYABLE	(357.94)	(357.94)	(357.94)	(320.82)	(222.24)	(344.65)
234100 A/P TO ASSOC CO	(29,090,154.96)	(33,178,775.21)	(30,032,920.51)	(28,944,224.53)	(35,561,724.97)	(30,972,829.12)
235001 CUSTOMER DEPOSITS	(22,998,149.37)	(22,802,411.92)	(22,693,107.92)	(22,977,288.98)	(23,047,677.96)	(23,021,601.74)
235002 CUSTOMER DEPOSITS OFF-SYS	(60,000.00)	(60,000.00)	(110,000.00)	(110,000.00)	(10,000.00)	(58,076.91)
236007 FICA-OPR	(567,213.37)	(554,166.20)	(638,483.63)	(697,879.09)	(193,672.91)	(450,370.88)
236013 ST SALES/USE TAX-KY-OPR	(559,692.97)	(587,236.42)	(348,709.58)	(276,987.09)	(619,288.94)	(403,572.61)
236025 CORP INC TAX-FED EST-OPR	(11,271,692.32)	-	(9,683,079.56)	(16,419,077.75)	-	(6,680,610.14)
236026 CORP INC TAX-ST EST-OPR	(2,055,627.77)	-	(1,765,690.32)	(2,994,360.70)	-	(1,218,331.36)
236031 CORP INCOME-KY-OPR	279,588.17	-	1,433,383.93	1,433,383.93	-	(1,010,837.67)
236032 CORP INCOME-FED-OPR	(6,665,114.72)	-	3,237,053.66	3,237,053.66	-	(1,941,977.82)
236033 REAL ESTATE AND PERSONAL PROPERTY TAXES	(16,553,458.00)	(9,481,587.25)	(11,170,863.71)	(12,870,151.71)	(14,296,166.61)	(11,020,265.68)
236034 PROPERTY TAX ON RAILCARS USED FOR COAL	(11,434.07)	(24,367.21)	(28,867.21)	(8,999.90)	(13,499.90)	(13,741.60)
236036 REAL ESTATE AND PERSONAL PROPERTY TAXES - NON KY	37,034.48	(11,614.47)	(53,281.47)	(94,948.47)	(136,615.47)	(129,188.87)
236115 STATE UNEMPLOYMENT-OPR	(345.56)	(37,468.74)	(55,027.23)	(82,699.39)	(84,312.51)	(26,125.87)
236116 FEDERAL UNEMPLOYMENT-OPR	(181.83)	(33,497.70)	(62,066.08)	(78,525.80)	(79,639.32)	(23,861.48)
237004 ACCR INT-PCB CC2007A \$17.8M 02/26	(513,906.25)	(85,651.04)	(171,302.08)	(256,953.13)	(342,604.17)	(303,072.92)
237005 ACCR INT-PCB TC2007A \$8.9M 03/37	(267,810.00)	(44,635.00)	(89,270.00)	(133,905.00)	(178,540.00)	(157,939.23)
237009 ACCR INT-FMB KU2010 \$250M 11/15	(338,541.67)	(677,083.33)	(1,015,625.00)	(1,354,166.67)	(1,692,708.33)	(1,197,916.67)
237010 ACCR INT-FMB KU2010 \$500M 11/20	(1,354,166.67)	(2,708,333.33)	(4,062,500.00)	(5,416,666.67)	(6,770,833.33)	(4,791,666.67)
237011 ACCR INT-FMB KU2010 \$750M 11/40	(3,203,125.00)	(6,406,250.00)	(9,609,375.00)	(12,812,500.00)	(16,015,625.00)	(11,334,134.62)
237103 ACCR INT-PCB CC2008A \$77.9M 02/32	(8,713.02)	(8,627.60)	(4,749.25)	(10,329.10)	(10,222.61)	(11,148.79)
237149 ACCR INT-PCB MERC2000A \$12.9M 05/23	(1,562.14)	(1,297.07)	(778.94)	(1,554.34)	(1,624.84)	(1,734.51)
237184 ACCR INT-PCB CC2002A \$20.93M 2/32	(4,415.37)	(4,099.99)	(2,802.10)	(8,606.46)	(5,404.06)	(8,301.48)
237185 ACCR INT-PCB CC2002B \$2.4M 2/32	(72.33)	(1,193.43)	(918.03)	(619.67)	(527.87)	(484.37)
237186 ACCR INT-PCB MERC2002A \$7.4M 2/32	(223.01)	(3,679.72)	(2,830.60)	(1,910.66)	(1,627.60)	(1,704.01)
237187 ACCR INT-PCB MUHC2002A \$2.4M 2/32	(72.33)	(1,193.43)	(918.03)	(619.67)	(527.87)	(472.99)
237188 ACCR INT-PCB CC2002C \$96M 10/32	(7,040.00)	(3,840.00)	(2,986.67)	(6,016.00)	(2,368.00)	(9,343.99)
237192 ACCR INT-PCB CC2004A \$50M 10/34	(5,657.53)	(5,616.44)	(3,046.44)	(6,325.14)	(6,571.04)	(7,108.35)
237199 ACCR INT-PCB CC2006B \$54M 10/34	(6,050.96)	(5,991.78)	(3,275.41)	(7,140.98)	(7,037.70)	(7,765.72)
237300 INT ACC-OTH LIAB	(16,210.78)	(17,386.48)	(6,528.47)	(6,549.05)	(5,990.69)	(10,105.30)

Kentucky Utilities Company
Month End Balances - Current Liabilities
13 Months Ended March 31, 2012

	NOV-2011	DEC-2011	JAN-2012	FEB-2012	MAR-2012	13 Month Average
237301 INTEREST ACCRUED ON CUSTOMER DEPOSITS	(544,686.50)	(644,960.52)	(740,835.65)	(826,007.36)	(919,863.09)	(586,775.44)
237304 INTEREST ACCRUED ON TAX LIABILITIES	-	-	-	-	(66,563.00)	(15,297.28)
238203 DIV PAYABLE - PARENT FM KU	(36,000,000.00)	-	-	(24,000,000.00)	-	(8,961,538.46)
241007 TAX COLL PAY-FICA	-	182.15	182.15	182.15	-	203.89
241018 STATE WITHHOLDING TAX PAYABLE	(11,967.03)	(12,462.07)	(11,455.14)	(12,752.27)	(33,553.76)	(16,086.50)
241036 LOCAL WITHHOLDING TAX PAYABLE	(82,723.11)	(116,636.00)	(38,709.65)	(71,567.92)	(178,530.85)	(100,714.86)
241037 T/C PAY-PERS INC-FED	-	552.80	552.80	552.80	-	555.15
241038 T/C PAY-ST SALES/USE	(825,888.91)	(888,966.72)	(1,153,356.48)	(1,018,003.53)	(1,078,392.73)	(1,081,597.18)
241039 T/C PAY-OCCUP/SCHOOL	(2,500,881.18)	(2,777,549.72)	(3,303,400.86)	(3,088,534.52)	(2,672,515.30)	(2,899,444.72)
241046 CONSUMER UTILITY TAX-VA	(166,668.78)	(187,568.98)	(208,642.32)	(193,566.02)	(178,820.60)	(174,100.33)
241047 SALES TAX-NORTON, VA	(662.59)	(3,389.73)	(338.80)	(868.08)	(1,686.66)	(1,092.48)
241048 CLOSED 08/11 - FRANCHISE FEE-NET UNBILLED	-	-	-	-	-	31,752.92
241049 FRANCHISE FEE PAYABLE-CHARGE UNCOLLECTED	185,007.82	193,649.15	205,633.73	210,823.36	215,679.43	164,662.46
241056 FRANCHISE FEE COLLECTED ON BAD DEBTS	(12,310.57)	(13,088.75)	(14,001.98)	(15,702.26)	(17,069.47)	(10,467.78)
242001 MISC LIABILITY	(3,131,743.62)	(3,522,167.71)	(4,925,848.98)	(3,730,690.82)	(4,050,003.66)	(3,510,097.20)
242002 MISC LIAB-VESTED VAC	(6,508,063.88)	(6,042,349.44)	(6,042,349.44)	(6,042,349.44)	(6,643,905.88)	(6,493,539.57)
242005 UNEARNED REVENUE - CURRENT	(32,084.48)	(29,968.60)	(27,852.72)	(25,736.84)	(23,620.96)	(32,775.90)
242014 ESCHEATED DEPOSITS	23.52	-	-	-	-	378.34
242015 FRANCHISE FEE PAYABLE-FRANCHISE LOCATIONS	(3,547,339.20)	(5,031,538.63)	(6,782,633.63)	(3,957,701.22)	(5,450,684.68)	(4,997,176.32)
242017 HOME ENERGY ASSISTANCE	(300,834.62)	(368,438.25)	(440,642.96)	(509,310.86)	(456,185.17)	(308,856.71)
242018 GREEN POWER REC LIABILITY	(15,435.16)	(17,613.80)	(12,426.04)	(11,912.63)	(12,050.26)	(15,078.64)
242019 GREEN POWER MKT LIABILITY	(1,577.86)	(1,619.84)	(1,597.77)	(1,604.03)	(1,669.26)	(1,734.81)
242028 SERVICE DEPOSIT REFUND PAYABLE	19.00	(188.99)	(1,930.51)	(533.12)	(188.99)	(6,488.00)
242030 WINTERCARE ENERGY FUND	(4,197.85)	(6,814.52)	(2,968.69)	(2,788.21)	(1,892.04)	(3,300.95)
242101 RETIREMENT INCOME LIABILITY	-	(351,262.96)	(351,262.96)	(351,262.96)	-	(81,060.68)
244001 CLOSED 04/12 - DERIVATIVE LIABILITY - NONHEDGING-CURRENT	(0.03)	-	-	-	-	(211,031.94)
Total	\$ (245,114,343.95)	\$ (216,227,103.55)	\$ (212,823,565.47)	\$ (236,395,850.49)	\$ (210,306,840.91)	\$ (212,073,426.11)

Kentucky Utilities Company
Net Position
13 Months Ended March 31, 2012

	<u>MAR-11</u>	<u>APR-11</u>	<u>MAY-11</u>	<u>JUN-11</u>	<u>JUL-11</u>	<u>AUG-11</u>	<u>SEP-11</u>	<u>OCT-11</u>
<u>Reported on Pages 3 & 8 of the attachment to this response</u>								
Assets	\$ 357,229,244.37	\$ 350,768,414.99	\$ 337,536,618.65	\$ 322,161,809.34	\$ 358,234,100.16	\$ 400,657,050.46	\$ 386,869,906.34	\$ 411,628,995.89
Liabilities	(205,354,846.14)	(199,013,106.27)	(214,538,749.98)	(168,399,787.33)	(188,879,263.85)	(236,873,622.94)	(189,949,362.34)	(233,078,096.32)
Net Position	<u>\$ 151,874,398.23</u>	<u>\$ 151,755,308.72</u>	<u>\$ 122,997,868.67</u>	<u>\$ 153,762,022.01</u>	<u>\$ 169,354,836.31</u>	<u>\$ 163,783,427.52</u>	<u>\$ 196,920,544.00</u>	<u>\$ 178,550,899.57</u>

Reported per the Balance Sheet

Assets	\$ 357,229,244.37	\$ 350,768,414.99	\$ 337,536,618.65	\$ 322,161,809.34	\$ 358,234,100.16	\$ 400,657,050.46	\$ 386,869,906.34	\$ 411,628,995.89
Liabilities	(205,354,846.14)	(199,013,106.27)	(214,538,749.98)	(168,399,787.33)	(188,879,263.85)	(236,873,622.94)	(189,949,362.34)	(233,078,096.32)

Reported on Page 6 & 10 of the attachment to this response

	<u>NOV-11</u>	<u>DEC-11</u>	<u>JAN-12</u>	<u>FEB-12</u>	<u>MAR-12</u>	<u>13 Month Average</u>
Assets	\$ 388,027,233.56	\$ 343,968,456.58	\$ 345,317,681.34	\$ 349,661,320.47	\$ 339,849,758.04	\$ 360,916,199.25
Liabilities	(245,114,343.95)	(216,227,103.55)	(212,823,565.47)	(236,395,850.49)	(210,306,840.91)	(212,073,426.12)
Net Position	<u>\$ 142,912,889.61</u>	<u>\$ 127,741,353.03</u>	<u>\$ 132,494,115.87</u>	<u>\$ 113,265,469.98</u>	<u>\$ 129,542,917.13</u>	<u>\$ 148,842,773.13</u>

Reported per the Balance Sheet

Assets	\$ 388,027,233.56	\$ 343,968,456.58	\$ 345,317,681.34	\$ 349,661,320.47	\$ 339,849,758.04
Liabilities	(245,114,343.95)	(216,227,103.55)	(212,823,565.47)	(236,395,850.49)	(210,306,840.91)

KENTUCKY UTILITIES COMPANY

CASE NO. 2012-00221

**Response to Commission Staff's First Request for Information
Dated June 15, 2012**

Question No. 15

Responding Witness: Valerie L. Scott / Shannon L. Charnas

Q-15. List each common general office account (asset, reserve, and expense accounts) covering the 12 months of the test year applicable to more than one jurisdiction or utility operation. If any amounts were allocated, show a calculation of the factor used to allocate each account.

A-15. See attached.

**ACTIVITY IN KU GENERAL OFFICE ACCOUNTS
FOR THE PERIOD APRIL 2011 - MARCH 2012**

FERC	DESCRIPTION	TOTAL COMPANY	KENTUCKY JURISDICTION
901	SUPERVISION	2,728,449	2,581,408
902	METER READING EXPENSES	4,920,048	4,654,897
903	CUSTOMER RECORDS AND COLLECTION EXPENSES	14,319,515	13,547,808
904	UNCOLLECTIBLE ACCOUNTS	5,413,178	5,121,451
905	MISC. CUSTOMER ACCOUNTS EXPENSES	750,345	709,907
907	SUPERVISION	205,691	205,546
908	CUSTOMER ASSISTANCE EXPENSES	13,664,342	13,664,342
909	INFORMATIONAL AND INSTRUCTIONAL ADV EXP	157,093	148,605
910	MISC CUSTOMER SERVICE AND INFORMATION EXP	417,606	417,350
912	DEMONSTRATING AND SELLING EXPENSES	-	-
913	ADVERTISING EXPENSES	23,966	22,672
920	GENERAL & ADMIN SALARIES	21,838,736	19,422,909
921	OFFICE SUPPLIES & EXPENSE	7,450,945	6,626,712
922	ADMINISTRATIVE EXP TRANSFERRED - CREDIT	(2,900,745)	(2,579,862)
923	OUTSIDE SERVICES EMPLOYED	8,857,900	7,878,029
924	PROPERTY INSURANCE	4,275,705	3,722,836
925	INJURIES AND DAMAGES	3,560,504	3,166,637
926	EMPLOYEE PENSIONS & BENEFITS	39,264,089	35,853,084
927	FRANCHISE REQUIREMENTS	3,752	-
928	REGULATORY COMMISSION EXPENSES	1,800,751	1,496,158
929	DUPLICATE CHARGES - CREDIT	(3,752)	-
930.1	GENERAL ADVERTISING EXPENSES	827,234	785,687
930.2	MISCELLANEOUS GENERAL EXP	3,059,177	2,791,988
931	RENTS	2,376,358	2,113,482
935	MTCE OF GEN PLANT AND OTHER EQPT	13,215,869	11,753,914
	TOTALS	146,226,756	134,105,563

Kentucky allocation factor is determined from the Jurisdictional Separation Study, Conroy Exhibit C2.

KENTUCKY UTILITIES COMPANY
Electric General Office Accounts

	Total Company General Plant March 31, 2012	Kentucky Retail General Plant March 31, 2012	Total Company Reserve for Depr/Amort March 31, 2012	Kentucky Retail Reserve for Depr/Amort March 31, 2012
GENERAL PLANT				
389.2	\$ 2,629,528	\$ 2,338,646		
390	46,799,330	41,622,333		
391	32,854,981	29,220,524		
392	15,969,955	14,203,340		
393	551,794	490,754		
394	8,221,697	7,312,203		
395	-	-		
396	1,188,993	1,057,465		
397	31,878,275	28,351,863		
398	-	-		
	<u>\$ 140,094,553</u>	<u>\$ 124,597,128</u>	<u>\$ (55,775,231)</u>	<u>\$ (49,605,310)</u>

Kentucky retail allocation factor from Jurisdictional Separation Study, Conroy Exhibit C2, page 27 of 29, line 3, column 2

KENTUCKY UTILITIES COMPANY

CASE NO. 2012-00221

**Response to Commission Staff's First Request for Information
Dated June 15, 2012**

Question No. 16

Responding Witness: Valerie L. Scott / Shannon L. Charnas

- Q-16. Provide the following monthly account balances and a calculation of the average (13-month) account balances for the test year for the total company and Kentucky operations:
- a. Plant in service (Account No. 101);
 - b. Plant purchased or sold (Account No. 102);
 - c. Property held for future use (Account No. 105);
 - d. Construction work in progress (Account No. 107);
 - e. Completed construction not classified (Account No. 106);
 - f. Depreciation reserve (Account No. 108);
 - g. Plant acquisition adjustment (Account No. 114);
 - h. Amortization of utility plant acquisition adjustment (Account No. 115)
 - i. Materials and supplies (include all accounts and subaccounts);
 - j. Balance in accounts payable applicable to each account in (i) above. (If actual is indeterminable, give reasonable estimate.);
 - k. Unamortized investment credit - Pre-Revenue Act of 1971;
 - l. Unamortized investment credit - Revenue Act of 1971;
 - m. Accumulated deferred income taxes;
 - n. A summary of customer deposits as shown in Schedule 16n to this request;

- o. Computation and development of minimum cash requirements;
 - p. Balance in accounts payable applicable to amounts included in utility plant in service. (If actual is indeterminable, give reasonable estimate.);
 - q. Balance in accounts payable applicable to prepayments by major category or subaccount; and
 - r. Balance in accounts payable applicable to amounts included in plant under construction. (If actual is undeterminable, give reasonable estimate.)
- A-16. a. – i., k. – m. See attached.
- n. See attached.
 - j., p. – r. The company records are not maintained in a manner to determine the amount applicable to accounts payable or to reasonably estimate the balances in accounts payable for the accounts requested.
 - o. The Company is not required to compute minimum cash requirements; therefore this information is not available.

Kentucky Utilities Company

Monthly Account Balances and Calculation of Average (13-month) Account Balances

	MAR-2011	APR-2011	MAY-2011	JUNE-2011	JULY-2011	AUG-2011	SEP-2011	OCT-2011	NOV-2011	DEC-2011	JAN-2012	FEB-2012	MAR-2012	Total	13 Mo Avg
(a)	4,524,990,742.53	4,537,168,709.75	4,556,419,155.99	5,271,130,778.70	5,281,867,826.90	5,300,601,876.16	5,313,422,854.69	5,319,354,906.23	5,340,179,749.71	5,344,088,487.39	5,348,645,812.70	5,369,479,000.01	5,896,825,820.01	67,404,175,720.77	5,184,936,593.91
(b)	483,341.17	483,341.17	483,341.17	483,341.17	483,341.17	483,341.17	483,341.17	483,341.17	483,341.17	483,341.17	483,341.17	483,341.17	556,518.33	6,356,612.37	488,970.18
(c)	792,599.21	792,599.21	792,599.21	792,599.21	792,599.21	792,599.21	792,599.21	792,599.21	792,599.21	792,599.21	792,599.21	792,599.21	792,599.21	10,303,789.73	792,599.21
(d)	275,053,240.03	282,595,780.26	284,998,983.50	282,826,953.59	296,315,947.46	293,520,963.29	308,050,716.36	342,709,201.73	352,247,486.84	339,711,431.64	335,821,957.86	340,911,080.46	345,238,438.32	4,080,002,181.34	313,846,321.64
(e)	1,733,906,562.18	1,729,025,586.91	1,721,047,451.42	1,033,019,414.67	1,028,689,674.78	1,022,029,504.55	1,020,418,864.53	1,026,653,144.35	1,023,957,890.27	1,098,123,813.05	1,117,718,955.84	1,110,009,158.83	594,395,084.97	15,258,995,106.35	1,173,768,854.33
(f)	(2,278,847,919.50)	(2,290,558,844.48)	(2,302,641,919.51)	(2,313,618,550.18)	(2,327,390,419.46)	(2,328,180,605.14)	(2,340,698,359.59)	(2,354,932,905.40)	(2,366,655,612.10)	(2,377,291,008.52)	(2,392,000,824.77)	(2,401,533,593.14)	(2,400,219,948.85)	(30,474,570,510.64)	(2,344,197,731.59)
(g)	-	-	-	-	-	-	-	-	-	-	-	-	-	0.00	0.00
(h)	-	-	-	-	-	-	-	-	-	-	-	-	-	0.00	0.00
(i)	33,292,754.47	33,092,118.40	33,123,080.35	33,129,391.71	32,983,715.02	32,890,103.41	33,017,684.80	33,838,235.20	34,369,554.14	34,036,932.19	34,252,319.17	34,371,771.07	34,275,059.84	436,672,719.77	33,590,209.21
(k)	-	-	-	-	-	-	-	-	-	-	-	-	-	0.00	0.00
(l)	(103,507,851.32)	(103,274,508.32)	(103,041,165.32)	(102,807,822.32)	(102,574,479.32)	(102,341,136.32)	(102,107,793.32)	(101,874,450.32)	(101,641,107.32)	(101,407,768.32)	(101,174,425.32)	(100,941,082.32)	(100,707,740.58)	(1,327,401,330.42)	(102,107,794.65)
(m)	(387,057,123.61)	(387,057,123.61)	(388,394,650.03)	(414,878,644.68)	(414,878,644.68)	(414,878,644.68)	(444,103,373.71)	(444,555,705.15)	(443,047,561.84)	(472,715,719.25)	(470,735,626.15)	(470,735,626.15)	(496,684,446.90)	(5,649,722,890.44)	(434,594,068.50)

- (a) Plant in service (Account 101)**
- (b) Plant purchased or sold (Account 102)**
- (c) Property held for future use (Account 105)**
- (d) Construction work in progress (Account 107)**
- (e) Completed construction not classified (Account 106)**
- (f) Depreciation reserve (Account 108)**
- (g) Plant acquisition adjustment (Account 114)**
- (h) Amortization of utility plant acquisition adjustment (Account 115)**
- (i) Material and Supplies (include all account and subaccounts)**
- (k) Unamortized investment credit - Pre Revenue Act of 1971**
- (l) Unamortized investment credit - Revenue Act of 1971**
- (m) Accumulated deferred income taxes**

Kentucky Utilities Company				
Case No. 2012-00221				
Summary of Total Company Customer Deposits				
Test Year ending March 31, 2012				
Line No.	Month (a)	Receipts (b)	Refunds (c)	Balance (d)
1.	Balance Beginning of Test Year			\$22,773,008.76
2.	April 2011	\$851,143.08	\$747,725.25	\$22,876,426.59
3.	May 2011	1,102,561.63	780,803.76	23,198,184.46
4.	June 2011	845,300.88	793,498.84	23,249,986.50
5.	July 2011	819,458.29	782,189.14	23,287,255.65
6.	August 2011	1,061,632.25	1,133,928.89	23,214,959.01
7.	September 2011	814,333.48	899,768.64	23,129,523.85
8.	October 2011	690,744.52	787,426.67	23,032,841.70
9.	November 2011	613,050.25	647,742.58	22,998,149.37
10.	December 2011	517,896.28	713,633.73	22,802,411.92
11.	January 2012	567,177.67	676,481.67	22,693,107.92
12.	February 2012	971,345.24	687,164.18	22,977,288.98
13.	March 2012	753,604.41	683,215.43	23,047,677.96
14.	Total (Line 1 through Line 13)	\$9,608,247.98	\$9,333,578.78	\$299,280,822.67
15.	Average Balance (Line 14/Line 13)			\$23,021,601.74
16.	Amount of deposits received during test year	\$9,608,247.98		
17.	Amount of deposits refunded during test year		\$9,333,578.78	
18.	Number of deposits on hand end of test year			105,131
19.	Average amount of deposit (Line 15, Col. (d) / Line 18)			\$218.98
20.	Interest paid during the year			\$1,373,105.57

Note: The above information excludes a \$10,000 deposit from a wholesale customer.

Kentucky Utilities Company				
Case No. 2012-00221				
Summary of KY Jurisdiction Customer Deposits				
Test Year ending March 31, 2012				
Line No.	Month (a)	Receipts (b)	Refunds (c)	Balance (d)
1.	Balance Beginning of Test Year			\$22,277,357.37
2.	April 2011	\$812,663.34	\$711,432.93	\$22,378,587.78
3.	May 2011	1,050,026.27	738,982.63	22,689,631.42
4.	June 2011	794,023.43	747,072.26	22,736,582.59
5.	July 2011	771,828.10	745,089.93	22,763,320.76
6.	August 2011	1,011,905.79	1,087,409.46	22,687,817.09
7.	September 2011	775,061.00	861,449.64	22,601,428.45
8.	October 2011	659,665.74	749,830.75	22,511,263.44
9.	November 2011	580,849.91	611,490.90	22,480,622.45
10.	December 2011	489,972.89	682,412.17	22,288,183.17
11.	January 2012	533,275.28	640,163.74	22,181,294.71
12.	February 2012	933,763.94	656,059.64	22,458,999.01
13.	March 2012	712,398.74	649,081.06	22,522,316.69
14.	Total (L1 through L13)	\$9,125,434.43	\$8,880,475.11	\$292,577,404.93
15.	Average Balance (L14/13)			\$22,505,954.23
16.	Amount of deposits received during test year	\$9,125,434.43		
17.	Amount of deposits refunded during test year		\$8,880,475.11	
18.	Number of deposits on hand end of test year			99,922
19.	Average amount of deposit (L15, Col. (d) / L18)			\$225.24
20.	Interest paid during the year			\$1,371,386.12

KENTUCKY UTILITIES COMPANY

CASE NO. 2012-00221

**Response to Commission Staff's First Request for Information
Dated June 15, 2012**

Question No. 17

Responding Witness: Valerie L. Scott

Q-17. Provide the cash account balances at the beginning of the test year and at the end of each month during the test year for total company and Kentucky operations.

A-17. Listed below are total company and Kentucky jurisdiction cash balances.

Date	Total Company Amount	Kentucky Jurisdictional Percentage	Kentucky Jurisdiction Amount
Apr 1, 2011	\$32,533,420	87.401%	\$28,434,535
Apr 30, 2011	\$31,010,711	87.401%	\$27,103,672
May 31, 2011	\$36,897,070	87.401%	\$32,248,408
Jun 30, 2011	\$6,817,643	87.401%	\$5,958,688
Jul 31, 2011	\$36,032,578	87.401%	\$31,492,834
Aug 31, 2011	\$38,149,432	87.401%	\$33,342,985
Sep 30, 2011	\$33,388,033	87.401%	\$29,181,475
Oct 31, 2011	\$38,368,881	87.401%	\$33,534,786
Nov 30, 2011	\$33,369,232	87.401%	\$29,165,043
Dec 31, 2011	\$31,096,140	87.442%	\$27,191,087
Jan 31, 2012	\$34,865,585	87.442%	\$30,487,165
Feb 29, 2012	\$37,207,894	87.442%	\$35,535,327
Mar 31, 2012	\$26,696,149	87.532%	\$23,367,673

KENTUCKY UTILITIES COMPANY

CASE NO. 2012-00221

**Response to Commission Staff's First Request for Information
Dated June 15, 2012**

Question No. 18

Responding Witness: Shannon L. Charnas

Q-18. Provide the following information for each item of property or plant held for future use at the end of the test year:

- a. Description of property;
- b. Location;
- c. Date purchased;
- d. Cost;
- e. Estimated date to be placed in service;
- f. Brief description of intended use; and
- g. Current status of each project.

A-18. See attached.

Kentucky Utilities Company

Plant Held for Future Use

March 31, 2012

Description of Property	Location	Date Purchased	Cost	Estimated Date to be Placed in Service	Brief Description of Intended Use	Current Status of Project
Land	2975 Polo Club Boulevard, Lexington, KY	28-Feb-10	\$ 792,599	2013-2015	Lexington East Area 69 KV Sub - Polo Club Station	Property Acquired
Plant Held for Future Use Total			<u>\$ 792,599</u>			

KENTUCKY UTILITIES COMPANY

CASE NO. 2012-00221

**Response to Commission Staff's First Request for Information
Dated June 15, 2012**

Question No. 19

Responding Witness: Shannon L. Charnas

Q-19. Provide schedules, in comparative form, showing by months for the test year, and the year preceding the test year, the total company balance in each plant and reserve account or subaccount included in KU's chart of accounts as shown in Schedule 19.

A-19. See attached.

Kentucky Utilities Company

Case No. 2012-00221

Comparison of Total Company Test Year Account Balances
With Those of the Preceding Year

“000 Omitted”

Account Number	Title of Accounts		1st Month - April	2nd Month - May	3rd Month - June	4th Month - July	5th Month - August	6th Month - September	7th Month - October	8th Month - November	9th Month - December	10th Month - January	11th Month - February	12th Month - March	Ending Balance
	Intangible Plant														
301	Organization	Test Year	44	44	44	44	44	44	44	44	44	44	44	44	44
		Prior Year	44	44	44	44	44	44	44	44	44	44	44	44	44
		Increase (Decrease)													
302	Franchises and Consents	Test Year	83	83	83	83	83	83	83	83	56	56	56	56	56
		Prior Year	83	83	83	83	83	83	83	83	83	83	83	83	83
		Increase (Decrease)									(27)	(27)	(27)	(27)	(27)
303	Miscellaneous Intangible Plant	Test Year	52,294	52,391	52,985	55,295	55,648	55,674	56,440	56,623	54,760	54,980	55,192	54,605	54,605
		Prior Year	48,685	49,376	49,577	49,817	49,850	49,926	50,475	50,475	49,513	49,666	49,660	49,798	49,798
		Increase (Decrease)	3,609	3,015	3,408	5,478	5,798	5,748	5,965	6,148	5,247	5,314	5,532	4,807	4,807
	Total Intangible Plant	Test Year	52,421	52,518	53,112	55,422	55,775	55,801	56,567	56,750	54,860	55,080	55,292	54,705	54,705
		Prior Year	48,812	49,503	49,704	49,944	49,977	50,053	50,602	50,602	49,640	49,793	49,787	49,925	49,925
		Increase (Decrease)	3,609	3,015	3,408	5,478	5,798	5,748	5,965	6,148	5,220	5,287	5,505	4,780	4,780
	Production Plant: Steam Production														
310	Land and Land Rights	Test Year	10,881	10,881	10,881	10,881	10,881	10,881	10,881	10,881	10,881	10,881	10,881	10,881	10,881
		Prior Year	10,874	10,874	10,874	10,874	10,874	10,874	10,874	10,874	10,874	10,881	10,881	10,881	10,881
		Increase (Decrease)	7	7	7	7	7	7	7	7	7				
311	Structures and Improvements	Test Year	222,781	223,209	279,912	279,912	280,030	280,134	280,143	280,347	280,335	280,335	280,342	280,594	280,594
		Prior Year	174,226	176,095	176,095	176,095	176,095	176,095	176,095	176,095	176,095	176,095	222,243	222,317	222,317
		Increase (Decrease)	48,555	47,114	103,817	103,817	103,935	104,039	104,048	104,252	104,240	58,092	58,099	58,277	58,277
312	Boiler Plant Equipment	Test Year	1,262,239	1,269,908	1,811,767	1,812,175	1,808,161	1,808,279	1,808,646	1,811,126	1,810,993	1,810,993	1,809,132	2,288,748	2,288,748
		Prior Year	1,210,992	1,221,850	1,222,791	1,222,740	1,222,759	1,222,759	1,222,810	1,215,214	1,215,578	1,258,864	1,258,864	1,260,819	1,260,819
		Increase (Decrease)	51,247	48,058	588,976	589,435	585,402	585,520	585,836	595,912	595,415	552,129	550,268	1,027,929	1,027,929
313	Engines and Engine-driven Generators	Test Year													
		Prior Year													
		Increase (Decrease)													
314	Turbogenerator Units	Test Year	248,622	248,741	313,368	313,368	312,535	312,535	312,942	313,775	313,768	313,768	313,963	314,128	314,128
		Prior Year	227,203	227,203	227,203	225,053	225,053	225,053	225,053	225,053	225,053	245,593	245,593	248,090	248,090
		Increase (Decrease)	21,419	21,538	86,165	88,315	87,482	87,482	87,889	88,722	88,715	68,175	68,370	66,038	66,038
315	Accessory Electric Equipment	Test Year	120,750	120,774	155,619	155,635	155,857	155,873	156,016	156,016	155,989	155,989	156,170	182,248	182,248
		Prior Year	109,158	109,158	109,158	109,158	109,158	109,158	109,226	109,226	109,267	120,046	120,046	120,310	120,310
		Increase (Decrease)	11,592	11,616	46,461	46,477	46,699	46,715	46,790	46,790	46,722	35,943	36,124	61,938	61,938

Kentucky Utilities Company

Case No. 2012-00221

Comparison of Total Company Test Year Account Balances
With Those of the Preceding Year

"000 Omitted"

Account Number	Title of Accounts		1st Month - April	2nd Month - May	3rd Month - June	4th Month - July	5th Month - August	6th Month - September	7th Month - October	8th Month - November	9th Month - December	10th Month - January	11th Month - February	12th Month - March	Ending Balance
316	Miscellaneous Power Plant Equipment	Test Year	25,411	25,948	30,343	30,343	30,393	30,393	30,596	30,644	30,641	30,641	30,654	30,759	30,759
		Prior Year	24,983	24,991	24,991	24,991	24,996	25,002	25,072	25,086	25,086	25,155	25,155	25,289	25,289
		Increase (Decrease)	428	957	5,352	5,352	5,397	5,391	5,524	5,558	5,555	5,486	5,499	5,470	5,470
317	Asset Retirement Cost - Steam	Test Year	52,443	52,443	52,443	52,411	52,411	56,075	56,075	56,075	56,490	56,490	56,490	56,490	56,490
		Prior Year	9,248	9,248	9,248	9,248	9,248	31,149	30,586	52,468	52,468	52,468	52,468	52,468	52,468
		Increase (Decrease)	43,195	43,195	43,195	43,163	43,163	24,926	25,489	3,607	4,022	4,022	4,022	4,022	4,022
	Total Steam Production	Test Year	1,943,127	1,951,904	2,654,333	2,654,725	2,650,268	2,654,170	2,655,299	2,658,864	2,659,097	2,659,097	2,657,632	3,163,848	3,163,848
		Prior Year	1,766,684	1,779,419	1,780,360	1,778,159	1,778,183	1,800,090	1,799,716	1,814,016	1,814,421	1,935,250	1,935,250	1,940,174	1,940,174
		Increase (Decrease)	176,443	172,485	873,973	876,566	872,085	854,080	855,583	844,848	844,676	723,847	722,382	1,223,674	1,223,674
	Hydraulic Production														
330	Land and Land Rights	Test Year	879	879	879	879	879	879	879	879	879	879	879	879	879
		Prior Year	879	879	879	879	879	879	879	879	879	879	879	879	879
		Increase (Decrease)													
331	Structures and Improvements	Test Year	606	606	606	606	606	606	606	606	606	606	606	606	606
		Prior Year	606	606	606	606	606	606	606	606	606	606	606	606	606
		Increase (Decrease)													
332	Reservoirs, Dams, and Waterways	Test Year	10,109	10,109	10,109	10,109	10,109	10,109	10,109	10,109	10,109	10,109	10,116	10,116	10,116
		Prior Year	9,823	9,823	9,823	9,823	9,823	9,823	9,823	9,823	9,823	9,823	9,823	10,109	10,109
		Increase (Decrease)	286	286	286	286	286	286	286	286	286	286	293	7	7
333	Water Wheels, Turbines, and Generators	Test Year	4,431	4,431	4,431	4,431	4,431	4,431	4,431	4,431	4,431	4,431	4,431	4,431	4,431
		Prior Year	437	437	437	437	437	437	4,431	4,431	4,431	4,431	4,431	4,431	4,431
		Increase (Decrease)	3,994	3,994	3,994	3,994	3,994								
334	Accessory Electric Equipment	Test Year	578	578	578	578	578	578	578	578	578	578	578	578	578
		Prior Year	118	118	118	118	118	118	118	118	118	578	578	578	578
		Increase (Decrease)	460	460	460	460	460	460	460	460	460				
335	Miscellaneous Power Plant Equipment	Test Year	297	297	297	297	297	297	297	297	297	297	297	297	297
		Prior Year	380	380	380	380	380	380	380	380	390	297	297	297	297
		Increase (Decrease)	(83)	(83)	(83)	(83)	(83)	(83)	(83)	(83)	(93)				
336	Roads, Railroads, and Bridges	Test Year	176	176	176	176	176	176	176	176	176	176	176	176	176
		Prior Year	176	176	176	176	176	176	176	176	176	176	176	176	176
		Increase (Decrease)													

Kentucky Utilities Company

Case No. 2012-00221

Comparison of Total Company Test Year Account Balances
With Those of the Preceding Year

“000 Omitted”

Account Number	Title of Accounts		1st Month - April	2nd Month - May	3rd Month - June	4th Month - July	5th Month - August	6th Month - September	7th Month - October	8th Month - November	9th Month - December	10th Month - January	11th Month - February	12th Month - March	Ending Balance
337	Asset Retirement Cost - Hydraulic	Test Year	58	58	58	58	58	58	58	58	58	58	58	58	58
		Prior Year	5	5	5	5	5	5	58	58	58	58	58	58	58
		Increase	53	53	53	53	53	53							
		(Decrease)													
	Total Hydraulic Production	Test Year	17,134	17,134	17,134	17,134	17,134	17,134	17,134	17,134	17,134	17,134	17,141	17,141	17,141
		Prior Year	12,424	12,424	12,424	12,424	12,424	16,471	16,471	16,481	16,848	16,848	16,848	16,848	17,134
		Increase	4,710	4,710	4,710	4,710	4,710	663	663	653	286	286	293	293	7
		(Decrease)													
Other Production															
340	Land and Land Rights	Test Year	295	295	295	295	295	295	295	295	295	295	295	295	295
		Prior Year	295	295	295	295	295	295	295	295	295	295	295	295	295
		Increase													
		(Decrease)													
341	Structures and Improvements	Test Year	36,018	36,018	36,018	36,018	36,018	36,018	36,018	36,018	36,018	36,018	36,018	36,018	36,018
		Prior Year	35,982	35,982	35,982	35,982	35,982	35,982	35,982	35,982	35,982	35,982	35,982	35,982	36,018
		Increase	36	36	36	36	36	36	36	36	36	36	36	36	
		(Decrease)													
342	Fuel Holders, Producers, and Accessories	Test Year	22,704	22,704	22,704	22,704	22,704	22,748	22,748	22,748	22,748	22,748	22,748	22,748	22,748
		Prior Year	22,413	22,413	22,413	22,413	22,413	22,413	22,413	22,413	22,413	22,413	22,413	22,413	22,413
		Increase	291	291	291	291	291	335	335	335	335	335	335	335	335
		(Decrease)													
343	Prime Movers	Test Year	352,748	353,232	354,700	354,700	352,922	352,922	352,922	352,922	358,558	358,558	358,558	364,175	364,175
		Prior Year	352,191	352,191	352,191	352,722	352,731	352,731	352,731	352,748	352,748	352,748	352,748	352,748	352,748
		Increase	557	1,041	2,509	1,978	191	191	174	5,810	5,810	5,810	11,427	11,427	11,427
		(Decrease)													
344	Generators	Test Year	59,334	59,334	59,334	59,334	59,334	59,361	59,361	59,361	59,361	59,361	59,361	59,361	59,361
		Prior Year	59,334	59,334	59,334	59,334	59,334	59,334	59,334	59,334	59,334	59,334	59,334	59,334	59,334
		Increase						27	27	27	27	27	27	27	27
		(Decrease)													
345	Accessory Electric Equipment	Test Year	43,368	43,472	43,489	43,489	43,489	43,489	43,489	43,539	43,539	43,539	44,293	44,293	44,293
		Prior Year	43,295	43,295	43,295	43,339	43,339	43,368	43,368	43,368	43,368	43,368	43,368	43,368	43,368
		Increase	73	177	194	150	150	121	121	171	171	171	925	925	925
		(Decrease)													
346	Miscellaneous Power Plant Equipment	Test Year	5,315	5,315	5,315	5,315	5,357	5,357	5,357	5,363	5,363	5,363	5,363	5,363	5,363
		Prior Year	5,254	5,254	5,254	5,254	5,254	5,254	5,254	5,254	5,254	5,254	5,254	5,254	5,315
		Increase	61	61	61	61	103	103	103	109	109	109	109	109	48
		(Decrease)													
347	Asset Retirement Cost - Other Production	Test Year	18	18	18	18	18	18	18	18	18	18	18	18	18
		Prior Year	71	71	71	71	71	71	(97)	(97)	18	18	18	18	18
		Increase							115	115					
		(Decrease)	(53)	(53)	(53)	(53)	(53)	(53)							

Kentucky Utilities Company

Case No. 2012-00221

Comparison of Total Company Test Year Account Balances
With Those of the Preceding Year

"000 Omitted"

Account Number	Title of Accounts		1st Month - April	2nd Month - May	3rd Month - June	4th Month - July	5th Month - August	6th Month - September	7th Month - October	8th Month - November	9th Month - December	10th Month - January	11th Month - February	12th Month - March	Ending Balance
	Total Other Production	Test Year	519,800	520,388	521,873	521,873	520,137	520,208	520,208	525,900	525,900	525,900	532,271	532,271	532,271
		Prior Year	518,835	518,835	518,835	519,410	519,419	519,280	519,297	519,412	519,412	519,412	519,412	519,509	519,509
		Increase (Decrease)	965	1,553	3,038	2,463	718	928	911	6,488	6,488	6,488	12,859	12,762	12,762
	Total Production Plant	Test Year	2,480,061	2,489,426	3,193,340	3,193,732	3,187,539	3,191,512	3,192,641	3,201,898	3,202,131	3,202,131	3,207,044	3,713,260	3,713,260
		Prior Year	2,297,943	2,310,678	2,311,619	2,309,993	2,310,026	2,335,841	2,335,484	2,349,909	2,350,681	2,471,510	2,471,510	2,476,817	2,476,817
		Increase (Decrease)	182,118	178,748	881,721	883,739	877,513	855,671	857,157	851,989	851,450	730,621	735,534	1,236,443	1,236,443
	Transmission Plant														
350	Land and Land Rights	Test Year	25,588	25,591	25,591	25,591	25,591	25,591	25,591	25,613	25,613	25,613	25,613	25,614	25,614
		Prior Year	25,588	25,588	25,588	25,588	25,588	25,588	25,588	25,588	25,588	25,588	25,588	25,588	25,588
		Increase (Decrease)		3	3	3	3	3	3	25	25	25	25	26	26
352	Structures and Improvements	Test Year	16,309	16,458	16,458	17,178	17,607	17,602	17,602	17,828	17,828	17,828	17,839	18,198	18,198
		Prior Year	14,107	14,107	16,225	16,253	16,253	16,253	16,311	16,311	16,311	16,311	16,309	16,309	16,309
		Increase (Decrease)	2,202	2,351	233	925	1,354	1,349	1,291	1,517	1,517	1,517	1,530	1,889	1,889
353	Station Equipment	Test Year	185,219	185,682	185,686	186,070	188,044	188,977	189,119	192,643	192,709	193,113	194,858	195,941	195,941
		Prior Year	179,774	179,719	179,731	179,902	180,517	181,958	183,357	183,723	184,236	184,236	184,240	184,237	184,237
		Increase (Decrease)	5,445	5,963	5,955	6,168	7,527	7,019	5,762	8,920	8,473	8,877	10,618	11,704	11,704
354	Towers and Fixtures	Test Year	65,127	65,127	65,119	65,118	65,191	65,193	65,193	65,193	65,193	65,183	65,158	65,152	65,152
		Prior Year	64,997	64,997	64,715	64,950	64,950	64,950	64,951	64,951	64,951	64,951	64,951	64,928	64,928
		Increase (Decrease)	130	130	404	168	241	243	242	242	242	232	207	224	224
355	Poles and Fixtures	Test Year	119,987	120,904	120,895	121,180	124,284	125,038	125,499	125,914	125,914	126,946	127,474	130,767	130,767
		Prior Year	109,502	109,559	113,918	117,615	117,627	117,704	117,977	117,977	118,170	118,170	118,142	119,685	119,685
		Increase (Decrease)	10,485	11,345	6,977	3,565	6,657	7,334	7,522	7,937	7,744	8,776	9,332	11,082	11,082
356	Overhead Conductors and Devices	Test Year	142,683	142,716	142,673	142,902	143,717	144,019	144,167	145,441	145,441	146,028	147,182	149,994	149,994
		Prior Year	137,835	138,043	139,369	141,586	141,622	141,603	141,888	141,888	142,005	142,005	142,005	141,992	142,448
		Increase (Decrease)	4,848	4,673	3,304	1,316	2,095	2,416	2,279	3,553	3,436	4,023	5,190	7,546	7,546
357	Underground Conduit	Test Year	449	449	449	449	449	449	449	449	449	449	449	449	449
		Prior Year	449	449	449	449	449	449	449	449	449	449	449	449	449
		Increase (Decrease)													
358	Underground Conductors and Devices	Test Year	1,169	1,169	1,169	1,169	1,162	1,162	1,162	1,162	1,162	1,162	1,162	1,162	1,162
		Prior Year	1,169	1,169	1,169	1,169	1,169	1,169	1,169	1,169	1,169	1,169	1,169	1,169	1,169
		Increase (Decrease)					(7)	(7)	(7)	(7)	(7)	(7)	(7)	(7)	(7)
359	Asset Retirement Cost - Transmission	Test Year	87	87	87	87	87	87	87	87	540	540	540	540	540
		Prior Year	7	7	7	7	7	137	137	87	87	87	87	87	87
		Increase (Decrease)	80	80	80	80	80	80	80	453	453	453	453	453	453

Kentucky Utilities Company

Case No. 2012-00221

Comparison of Total Company Test Year Account Balances
With Those of the Preceding Year

"000 Omitted"

Account Number	Title of Accounts		1st Month - April	2nd Month - May	3rd Month - June	4th Month - July	5th Month - August	6th Month - September	7th Month - October	8th Month - November	9th Month - December	10th Month - January	11th Month - February	12th Month - March	Ending Balance
	Total Transmission Plant	Test Year	556,618	558,183	558,127	559,744	566,132	568,118	568,869	574,330	574,849	576,862	580,275	587,817	587,817
		Prior Year	533,428	533,638	541,171	547,519	548,182	549,811	551,827	552,143	552,966	552,966	552,927	554,900	554,900
		Increase (Decrease)	23,190	24,545	16,956	12,225	17,950	18,307	17,042	22,187	21,883	23,896	27,348	32,917	32,917
	Distribution Plant														
360	Land and Land Rights	Test Year	5,017	5,022	5,022	5,022	5,132	5,132	5,295	5,311	5,311	5,311	5,311	5,311	5,311
		Prior Year	5,017	5,017	5,017	5,017	5,017	5,017	5,017	5,017	5,017	5,017	5,017	5,017	5,017
		Increase (Decrease)		5	5	5	115	115	278	294	294	294	294	294	294
361	Structures and Improvements	Test Year	7,003	7,026	7,026	7,089	7,193	7,193	7,193	7,627	7,636	7,636	7,636	7,639	7,639
		Prior Year	6,390	6,489	6,485	6,485	6,485	6,459	6,804	6,804	6,832	6,832	6,832	6,832	6,832
		Increase (Decrease)	613	537	541	604	708	734	389	823	804	804	804	807	807
362	Station Equipment	Test Year	132,874	133,622	133,790	134,530	136,485	136,522	137,928	140,210	140,135	140,238	141,165	141,182	141,182
		Prior Year	122,169	123,140	124,545	125,371	125,532	126,628	131,140	131,140	132,311	132,313	132,461	132,560	132,560
		Increase (Decrease)	10,705	10,482	9,245	9,159	10,953	9,894	6,788	9,070	7,824	7,925	8,704	8,622	8,622
363	Storage Battery Equipment	Test Year													
		Prior Year													
		Increase (Decrease)													
364	Poles, Towers, and Fixtures	Test Year	268,666	269,913	272,655	274,049	278,071	279,925	280,484	281,055	281,317	281,934	284,373	290,296	290,296
		Prior Year	254,386	256,180	259,216	261,115	261,481	262,129	262,709	262,709	263,943	264,126	266,473	267,795	267,795
		Increase (Decrease)	14,280	13,733	13,439	12,934	16,590	17,796	17,775	18,346	17,374	17,808	17,900	22,501	22,501
365	Overhead Conductors and Devices	Test Year	255,780	257,054	260,133	261,412	265,944	267,254	267,775	268,699	268,808	269,555	271,789	273,704	273,704
		Prior Year	251,211	251,326	252,948	254,871	254,957	256,239	256,473	256,473	256,277	256,703	253,586	254,804	254,804
		Increase (Decrease)	4,569	5,728	7,185	6,541	10,987	11,015	11,302	12,226	12,531	12,852	18,203	18,900	18,900
366	Underground Conduit	Test Year	1,683	1,683	1,683	1,715	1,709	1,709	1,709	1,709	1,709	1,706	1,707	1,707	1,707
		Prior Year	1,685	1,685	1,685	1,685	1,685	1,685	1,685	1,685	1,683	1,683	1,683	1,683	1,683
		Increase (Decrease)	(2)	(2)	(2)	30	24	24	24	24	26	23	24	24	24
367	Underground Conductors and Devices	Test Year	131,091	131,133	133,390	133,693	135,309	136,817	136,936	137,161	137,207	137,365	137,885	138,815	138,815
		Prior Year	127,891	128,179	128,347	128,483	128,508	128,609	128,620	128,620	128,898	128,953	128,933	129,988	129,988
		Increase (Decrease)	3,200	2,954	5,043	5,210	6,801	8,208	8,316	8,541	8,309	8,412	8,952	8,827	8,827
368	Line Transformers	Test Year	277,443	277,443	277,443	277,495	278,388	278,388	278,388	278,390	285,953	285,980	287,352	287,351	287,351
		Prior Year	271,311	271,311	271,324	271,324	271,327	271,327	271,325	271,325	277,422	277,422	277,445	277,442	277,442
		Increase (Decrease)	6,132	6,132	6,119	6,171	7,061	7,061	7,063	7,065	8,531	8,558	9,907	9,909	9,909
369	Services	Test Year	82,218	82,217	83,768	83,718	85,034	85,641	85,632	85,559	87,123	87,123	88,963	88,945	88,945
		Prior Year	83,165	78,238	78,288	78,339	78,415	78,414	78,772	78,772	78,738	78,703	81,680	82,227	82,227
		Increase (Decrease)	(947)	3,979	5,480	5,379	6,619	7,227	6,860	6,787	8,385	8,420	7,283	6,718	6,718

Kentucky Utilities Company

Case No. 2012-00221

Comparison of Total Company Test Year Account Balances
With Those of the Preceding Year

"000 Omitted"

Account Number	Title of Accounts		1st Month - April	2nd Month - May	3rd Month - June	4th Month - July	5th Month - August	6th Month - September	7th Month - October	8th Month - November	9th Month - December	10th Month - January	11th Month - February	12th Month - March	Ending Balance
370	Meters	Test Year	69,215	69,215	69,215	69,400	70,057	70,057	70,057	70,057	70,049	70,049	70,893	70,922	70,922
		Prior Year	66,890	66,999	66,929	66,929	66,929	66,929	66,917	66,917	68,368	68,368	68,368	69,155	69,155
		Increase (Decrease)	2,325	2,216	2,286	2,471	3,128	3,128	3,140	3,140	1,681	1,681	2,525	1,767	1,767
371	Installations on Customers' Premises	Test Year	18,261	18,261	18,261	18,261	18,252	18,252	18,252	18,254	18,253	18,253	18,241	18,241	18,241
		Prior Year	18,261	18,261	18,261	18,261	18,261	18,261	18,261	18,261	18,261	18,261	18,261	18,261	18,261
		Increase (Decrease)					(9)	(9)	(9)	(7)	(8)	(8)	(20)	(20)	(20)
372	Leased Property on Customers' Premises	Test Year													
		Prior Year													
		Increase (Decrease)													
373	Street Lighting and Signal Systems	Test Year	75,466	75,492	75,397	75,400	75,596	76,848	76,898	78,008	78,205	78,193	78,869	79,406	79,406
		Prior Year	59,600	59,675	73,477	73,629	73,671	74,191	74,180	74,180	74,626	74,619	75,072	75,191	75,191
		Increase (Decrease)	15,866	15,817	1,920	1,771	1,925	2,657	2,718	3,828	3,579	3,574	3,797	4,215	4,215
374	Asset Retirement Cost - Distribution	Test Year	287	287	287	287	287	287	287	287	787	787	787	787	787
		Prior Year	19	19	19	19	19	413	413	287	287	287	287	287	287
		Increase (Decrease)	268	268	268	268	268	(126)	(126)		500	500	500	500	500
	Total Distribution Plant	Test Year	1,325,004	1,328,368	1,338,070	1,342,071	1,357,457	1,364,025	1,366,834	1,372,327	1,382,493	1,384,130	1,394,971	1,404,306	1,404,306
		Prior Year	1,267,995	1,266,519	1,286,541	1,291,528	1,292,287	1,296,301	1,302,316	1,302,190	1,312,663	1,313,287	1,316,098	1,321,242	1,321,242
		Increase (Decrease)	57,009	61,849	51,529	50,543	65,170	67,724	64,518	70,137	69,830	70,843	78,873	83,064	83,064
	General Plant														
389	Land and Land Rights	Test Year	2,568	2,568	2,568	2,568	2,568	2,568	2,568	2,568	2,568	2,568	2,568	2,630	2,630
		Prior Year	2,568	2,568	2,568	2,568	2,568	2,568	2,568	2,568	2,568	2,568	2,568	2,568	2,568
		Increase (Decrease)													62
390	Structures and Improvements	Test Year	40,072	40,424	40,480	41,093	42,438	42,438	42,438	42,628	42,636	42,654	42,654	46,545	46,545
		Prior Year	38,917	39,009	39,057	39,248	39,260	39,260	39,574	39,574	39,574	39,722	39,722	39,766	39,766
		Increase (Decrease)	1,155	1,415	1,423	1,845	3,178	3,178	2,864	3,054	3,062	2,932	2,932	6,779	6,779
391	Office Furniture and Equipment	Test Year	24,713	27,200	27,576	28,667	28,835	29,056	29,553	29,647	28,893	29,484	30,688	31,355	31,355
		Prior Year	22,122	22,333	22,738	23,269	23,271	22,909	23,576	23,576	23,576	23,770	23,963	24,081	24,081
		Increase (Decrease)	2,591	4,867	4,838	5,398	5,564	6,147	5,977	6,071	5,317	5,714	6,725	7,274	7,274
392	Transportation Equipment	Test Year	14,830	14,995	15,040	15,086	15,946	15,967	15,967	15,967	15,967	15,967	15,967	15,970	15,970
		Prior Year	18,855	18,855	18,855	18,743	18,743	18,777	18,777	18,777	18,777	18,777	14,925	14,925	14,925
		Increase (Decrease)	(4,025)	(3,860)	(3,815)	(3,657)	(2,797)	(2,810)	(2,810)	(2,810)	(2,810)	(2,810)	1,042	1,045	1,045
393	Stores Equipment	Test Year	778	778	778	778	793	793	793	793	521	521	552	552	552
		Prior Year	778	778	778	778	778	778	778	778	778	778	778	778	778
		Increase (Decrease)					15	15	15	15			(257)	(226)	(226)

Kentucky Utilities Company

Case No. 2012-00221

Comparison of Total Company Test Year Account Balances
With Those of the Preceding Year

"000 Omitted"

Account Number	Title of Accounts		1st Month - April	2nd Month - May	3rd Month - June	4th Month - July	5th Month - August	6th Month - September	7th Month - October	8th Month - November	9th Month - December	10th Month - January	11th Month - February	12th Month - March	Ending Balance
394	Tools, Shop, and Garage Equipment	Test Year	6,955	7,438	7,476	7,552	7,963	7,963	7,945	7,957	7,122	7,142	7,348	7,565	7,565
		Prior Year	6,789	6,789	6,827	6,840	6,945	6,992	7,014	7,025	7,718	7,725	7,725	6,938	6,938
		Increase	166	649	649	712	1,018	971	931	932				627	627
		(Decrease)									(596)	(583)	(377)		
395	Laboratory Equipment	Test Year	3,160	3,160	3,160	3,160	3,160	3,160	3,160	3,160	3,160	3,160	3,160	3,160	3,160
		Prior Year	3,160	3,160	3,160	3,160	3,160	3,160	3,160	3,160	3,160	3,160	3,160	3,160	3,160
		Increase													
		(Decrease)										(3,160)	(3,160)	(3,160)	(3,160)
396	Power Operated Equipment	Test Year	1,105	1,105	1,105	1,146	1,146	1,146	1,146	1,282	1,174	1,174	1,174	1,174	1,174
		Prior Year	483	483	483	483	483	483	483	483	483	1,105	1,105	1,105	1,105
		Increase	622	622	622	663	663	663	663	799	69	69	69	69	69
		(Decrease)													
397	Communication Equipment	Test Year	28,882	30,257	30,300	30,847	30,847	30,873	30,873	30,873	30,873	30,934	30,947	30,947	30,947
		Prior Year	21,445	22,106	23,164	23,228	27,765	27,988	27,988	27,988	27,988	27,988	28,449	28,786	28,786
		Increase	7,437	8,151	7,136	7,619	3,082	2,885	2,885	2,885	2,885	2,946	2,498	2,161	2,161
		(Decrease)													
398	Miscellaneous Equipment	Test Year													
		Prior Year	374	374	374	374	374								
		Increase													
		(Decrease)	(374)	(374)	(374)	(374)	(374)								
399	Other Tangible Property	Test Year													
		Prior Year													
		Increase													
		(Decrease)													
	Total General Plant	Test Year	123,063	127,925	128,483	130,897	133,696	133,964	134,443	134,875	129,754	130,444	131,898	136,738	136,738
		Prior Year	115,491	116,455	118,004	118,691	123,347	122,915	123,918	123,929	125,244	121,741	122,395	122,107	122,107
		Increase	7,572	11,470	10,479	12,206	10,349	11,049	10,525	10,946	4,510	8,703	9,503	14,631	14,631
		(Decrease)													
105	Plant Held For Future Use	Test Year	793	793	793	793	793	793	793	793	793	793	793	793	793
		Prior Year	121,621	121,621	121,621	121,621	121,621	121,621	121,621	121,621	121,621	793	793	793	793
		Increase													
		(Decrease)	(120,828)	(120,828)	(120,828)	(120,828)	(120,828)	(120,828)	(120,828)	(120,828)	(120,828)				
	Total Electric Plant in Service	Test Year	4,537,960	4,557,213	5,271,925	5,282,659	5,301,392	5,314,213	5,320,147	5,340,973	5,344,880	5,349,440	5,370,273	5,897,619	5,897,619
		Prior Year	4,385,290	4,398,414	4,428,660	4,439,296	4,445,440	4,476,542	4,485,768	4,500,394	4,512,815	4,510,090	4,513,510	4,525,784	4,525,784
		Increase	152,670	158,799	843,265	843,363	855,952	837,671	834,379	840,579	832,065	839,350	856,763	1,371,835	1,371,835
		(Decrease)													
102	Electric Plant Purchased or Sold	Test Year	483	483	483	483	483	483	483	483	483	483	483	557	557
		Prior Year													
		Increase	483	483	483	483	483	483	483	483	483	483	483	483	483
		(Decrease)													74
106	Completed Construction Not Classified	Test Year	1,729,026	1,721,047	1,033,019	1,028,690	1,022,030	1,020,419	1,026,653	1,023,958	1,098,124	1,117,719	1,110,009	594,395	594,395
		Prior Year	536,010	531,917	877,290	948,059	953,016	949,557	954,999	962,973	1,029,049	1,731,666	1,732,751	1,733,907	1,733,907
		Increase	1,193,016	1,189,130	155,729	80,631	69,014	70,862	71,654	60,985	69,075				
		(Decrease)										(613,947)	(622,742)	(1,139,512)	(1,139,512)

Kentucky Utilities Company

Case No. 2012-00221

Comparison of Total Company Test Year Account Balances
With Those of the Preceding Year

"000 Omitted"

Account Number	Title of Accounts		1st Month - April	2nd Month - May	3rd Month - June	4th Month - July	5th Month - August	6th Month - September	7th Month - October	8th Month - November	9th Month - December	10th Month - January	11th Month - February	12th Month - March	Ending Balance
107	Construction Work in Progress	Test Year	282,596	284,999	282,827	296,316	293,521	308,051	342,709	352,247	339,711	335,822	340,911	345,238	345,238
		Prior Year	1,311,538	1,322,012	970,730	905,641	907,847	945,364	982,126	1,002,649	954,430	262,063	264,930	275,053	275,053
		Increase (Decrease)	(1,028,942)	(1,037,013)	(687,903)	(609,325)	(614,326)	(637,313)	(639,417)	(650,402)	(614,719)	73,759	75,981	70,185	70,185
108	Reserve for Depreciation	Test Year	(2,306,395)	(2,317,913)	(2,329,491)	(2,343,869)	(2,345,267)	(2,358,395)	(2,373,263)	(2,385,643)	(2,377,291)	(2,392,001)	(2,420,575)	(2,419,286)	(2,419,286)
		Prior Year	(2,202,908)	(2,207,355)	(2,011,388)	(2,221,876)	(2,233,819)	(2,244,953)	(2,255,026)	(2,254,924)	(2,261,927)	(2,272,049)	(2,281,536)	(2,294,097)	(2,294,097)
		Increase (Decrease)	(103,487)	(110,558)	(318,103)	(121,993)	(111,448)	(113,442)	(118,237)	(130,719)	(115,364)	(119,952)	(139,039)	(125,189)	(125,189)

KENTUCKY UTILITIES COMPANY

CASE NO. 2012-00221

**Response to Commission Staff's First Request for Information
Dated June 15, 2012**

Question No. 20

Responding Witness: Shannon L. Charnas

- Q-20. Provide the journal entries relating to the purchase of utility plant acquired as an operating unit or system by purchase, merger, consolidation, liquidation, or otherwise since KU's inception. Also, provide a schedule showing the calculation of the acquisition adjustment at the date of purchase for each item of utility plant, the amortization period, and the unamortized balance at the end of the test year.
- A-20. In connection with original cost studies, Kentucky Utilities Company began, in 1948, amortizing an amount (\$4,531,563) related to plant acquisition adjustments over a period of 15 years, as approved by the Commission. Additional amounts related to purchased property of \$56,037 and \$154,075 were recorded in 1950 and 1956 respectively and amortized over a 5 year period.

In addition to the adjustments above, Kentucky Utilities Company recorded an adjustment of \$6,926 in 1972 (related to property formerly owned by Simonton Light and Water Company) and amortized the entire amount in that year as approved by the Commission.

In December 2009, Kentucky Utilities Company purchased from Louisville Gas and Electric Company a share of certain joint use assets which are being utilized by both Trimble County Generating Station Unit 1 (currently owned by Louisville Gas and Electric Company, Indiana Municipal Power Agency, and Illinois Municipal Electric Agency) and Trimble County Generating Station Unit 2. Trimble County Unit 2 is jointly owned by Kentucky Utilities Company, Louisville Gas and Electric Company, Indiana Municipal Power Agency, and Illinois Municipal Electric Agency. Additionally, Kentucky Utilities Company also purchased from Louisville Gas and Electric Company a share of a hyperbolic cooling tower previously used by Trimble County Unit 1 but which is currently being used solely for Trimble County Unit 2. The assets were sold at net book value and accordingly, no acquisition adjustment was recorded.

See attached for journal entries related to the Simonton and Trimble County Unit 2 joint use assets and cooling tower purchase described above and for a schedule detailing plant balances and amortization periods.

**Kentucky Utilities Company
Journal Entries to Record the Purchase of
Simonton Light and Water**

ENTRY	ACCOUNT	DESCRIPTION	DEBIT	CREDIT
#1	102	Electric Plant Purchased	12,794	
	232	Accounts Payable		12,794
		<i>To record the purchase of electric plant from Simonton</i>		
#2	101	Electric Plant in Service	15,539	
	102	Electric Plant Purchased		15,539
		<i>To record the estimated original cost of purchased plant to electric plant in service.</i>		
#3	102	Electric Plant Purchased	9,670	
	108	Accumulated Provision for Depreciation		9,670
		<i>To charge depreciation applicable to original cost of purchased plant to account 102</i>		
#4	114	Electric Plant Acquisition Adjustments	6,926	
	102	Electric Plant Purchased		6,926
		<i>To reclassify the balance in account 102 to account 114</i>		

**Kentucky Utilities Company
Journal Entries to Record the Purchase of
Trimble County Joint Use Assets and Cooling Tower**

ENTRY	ACCOUNT	DESCRIPTION	DEBIT	CREDIT
#1	102	Electric Plant Purchased	58,525,272	
	131	Cash		58,525,272
		<i>To record the purchase of electric plant from Louisville Gas and Electric Company</i>		
#2	105	Electric Plant Held for Future Use	120,828,152	
	102	Electric Plant Purchased		120,828,152
		<i>To record the original cost of purchased plant to electric plant held for future use</i>		
#3	102	Electric Plant Purchased	62,302,880	
	108	Accumulated Provision for Depreciation		62,302,880
		<i>To charge depreciation applicable to original cost of purchased plant to account 102</i>		

Note: The assets were recorded to Account 105-Electric Plant Held for Future Use at the acquisition date since Trimble County Unit 2 was still under construction. The assets were subsequently reclassified from Account 105 to Account 101-Electric Plant in Service in January 2011 when Trimble County Unit 2 was available for commercial operation.

Kentucky Utilities Company
Schedule of Utilty Plant Purchased as an Operating Unit Or System

Description of Property	Purchased Date	Amortization Period in Years	Cost	Net Original Cost at Purchase	Acquisition Adjustment	Unamortized Balance
As a result of an Original Cost Study undertaken by The Company and Approved by the Commission the Company began amortizing \$4,531,563 in 1948.		15	\$ -	\$ -	\$ 4,531,563	\$ -
Electric Property and Equipment formerly Operated by Community Public Service Company.	Aug-50	5	823,930	767,893	56,037	-
Electric Property and Equipment formerly Operated by Stearns Coal and Lumber Company.	Aug-56	5	245,157	91,082	154,075	-
Electric Property and Equipment formerly Operated by Simonton Light and Water.	Jul-72	Amortized at purchase	12,794	5,868	6,926	-
Totals			<u>\$ 1,081,881</u>	<u>\$ 864,843</u>	<u>\$ 4,748,601</u>	<u>\$ -</u>

KENTUCKY UTILITIES COMPANY

CASE NO. 2012-00221

**Response to Commission Staff's First Request for Information
Dated June 15, 2012**

Question No. 21

Responding Witness: Valerie L. Scott

Q-21. Provide a schedule showing a comparison of the balance in the total company and Kentucky revenue accounts for each month of the test year to the same month of the preceding year for each revenue account or subaccount included in KU's chart of accounts. Include appropriate footnotes to show the month each rate increase was granted and the month the full increase was recorded in the accounts. See Schedule 19.

A-21. See attached. The footnotes represent changes to Kentucky jurisdictional rates.

Kentucky Utilities Company

Case No. 2012-00221

Comparison of Total Company Test Year Account Balances
With Those of the Preceding Year

"000 Omitted"

Account 440101 Residential DSM Revenues	April	May	June	July	August	September	October	November	December	January	February	March	Total
April 2011 - March 2012	786	1,138	1,122	1,579	1,986	1,213	910	908	2,187	1,204	973	1,311	15,317
April 2010 - March 2011	1,438	1,122	786	1,729	638	1,293	749	666	1,532	728	650	1,716	13,047
Increase		16	336		1,348		161	242	655	476	323		2,270
(Decrease)	(652)			(150)		(80)						(405)	

Account 440102 Residential Energy Revenues (Non-Fuel)	April	May	June	July	August	September	October	November	December	January	February	March	Total
April 2011 - March 2012	13,259	14,166	19,031	22,493	23,225	14,619	12,706	15,153	23,219	25,924	20,733	14,293	218,821
April 2010 - March 2011	14,522	15,170	23,193	25,375	28,486	14,484	9,420	15,574	32,918	30,959	21,061	17,874	249,036
Increase						135	3,286						
(Decrease)	(1,263)	(1,004)	(4,162)	(2,882)	(5,261)			(421)	(9,699)	(5,035)	(328)	(3,581)	(30,215)

Account 440103 Residential Energy Fuel Revenues	April	May	June	July	August	September	October	November	December	January	February	March	Total
April 2011 - March 2012	10,667	11,165	14,755	17,693	18,121	11,182	9,752	11,429	17,440	19,642	16,475	10,832	169,153
April 2010 - March 2011	10,172	10,991	17,378	18,637	17,948	13,264	11,211	12,161	27,131	24,599	16,665	14,157	194,314
Increase	495	174			173								
(Decrease)			(2,623)	(944)		(2,082)	(1,459)	(732)	(9,691)	(4,957)	(190)	(3,325)	(25,161)

Kentucky Utilities Company

Case No. 2012-00221

Comparison of Total Company Test Year Account Balances
With Those of the Preceding Year

"000 Omitted"

Account 440104 Residential FAC Revenues	April	May	June	July	August	September	October	November	December	January	February	March	Total
	(3)	(3)	(3)	(3)	(3)	(3)	(3)	(3)	(3)	(3)	(3)	(3)	
April 2011 - March 2012	182	612	449	2,118	1,582	434	(863)	(425)	(281)	53	149	203	4,213
April 2010 - March 2011	(926)	1,042	2,323	2,676	1,972	(181)	(487)	(799)	(438)	0	(879)	179	4,482
Increase	1,108					615		374	157	53	1,028	24	
(Decrease)		(430)	(1,874)	(558)	(390)		(376)						(269)

Account 440111 Residential ECR Revenues	April	May	June	July	August	September	October	November	December	January	February	March	Total
April 2011 - March 2012	1,193	1,213	1,194	468	985	2,190	1,135	1,102	1,495	1,103	1,599	440	14,117
April 2010 - March 2011	3,545	1,127	1,263	1,094	150	1,894	1,559	518	151	676	1,422	1,560	14,959
Increase		86			835	296		584	1,344	427	177		
(Decrease)	(2,352)		(69)	(626)			(424)					(1,120)	(842)

Account 440117 Residential Energy ECR Revenues	April	May	June	July	August	September	October	November	December	January	February	March	Total
April 2011 - March 2012	2,510	2,600	3,578	4,331	4,464	2,765	2,312	2,701	4,178	4,719	3,742	4,444	42,344
April 2010 - March 2011	(1)	(1)	0	0	0	3,763	4,097	2,820	6,004	5,749	3,866	3,254	29,551
Increase	2,511	2,601	3,578	4,331	4,464							1,190	12,793
(Decrease)						(998)	(1,785)	(119)	(1,826)	(1,030)	(124)		

Kentucky Utilities Company

Case No. 2012-00221

Comparison of Total Company Test Year Account Balances
With Those of the Preceding Year

"000 Omitted"

Account 440119 Residential Customer Charge Revenues	April	May	June	July	August	September	October	November	December	January	February	March	Total
April 2011 - March 2012	3,746	3,764	3,753	3,750	3,761	3,746	3,742	3,761	3,916	3,806	3,795	3,798	45,338
April 2010 - March 2011	2,260	1,809	2,858	2,248	3,554	3,762	3,760	3,763	3,767	3,778	3,766	3,765	39,090
Increase	1,486	1,955	895	1,502	207				149	28	29	33	6,248
(Decrease)						(16)	(18)	(2)					

Account 442101 Small Commercial DSM Revenues	April	May	June	July	August	September	October	November	December	January	February	March	Total
April 2011 - March 2012	233	267	265	356	423	291	260	232	427	214	199	288	3,455
April 2010 - March 2011	171	149	97	175	0	110	76	47	69	142	109	228	1,373
Increase	62	118	168	181	423	181	184	185	358	72	90	60	2,082
(Decrease)													

Account 442102 Small Commercial Energy Revenues (Non-Fuel)	April	May	June	July	August	September	October	November	December	January	February	March	Total
April 2011 - March 2012	5,380	5,919	6,933	8,067	8,014	5,728	6,093	5,849	6,460	6,951	6,507	5,890	77,791
April 2010 - March 2011	6,078	7,030	8,470	8,396	9,493	5,735	4,810	5,598	8,246	8,425	6,842	6,599	85,722
Increase							1,283	251					
(Decrease)	(698)	(1,111)	(1,537)	(329)	(1,479)	(7)			(1,786)	(1,474)	(335)	(709)	(7,931)

Kentucky Utilities Company

Case No. 2012-00221

Comparison of Total Company Test Year Account Balances
With Those of the Preceding Year

"000 Omitted"

Account 442103 Small Commercial Energy Fuel Revenues	April	May	June	July (4)	August	September	October	November	December	January	February	March	Total
April 2011 - March 2012	3,735	4,074	4,705	5,499	5,337	3,911	4,127	3,931	4,372	4,761	4,588	4,026	53,066
April 2010 - March 2011	3,910	4,292	5,321	5,215	5,173	4,475	4,024	3,828	5,761	5,840	4,583	4,560	56,982
Increase				284	164		103	103			5		
(Decrease)	(175)	(218)	(616)			(564)			(1,389)	(1,079)		(534)	(3,916)

Account 442104 Small Commercial FAC Revenues	April (3)	May (3)	June (3)	July (3)	August (3)	September (3)	October (3)	November (3)	December (3)	January (3)	February (3)	March (3)	Total
April 2011 - March 2012	47	240	156	669	489	163	(321)	(143)	(44)	(2)	45	75	1,374
April 2010 - March 2011	(193)	353	777	770	567	(9)	(167)	(232)	(138)	13	(200)	(68)	1,473
Increase	240					172		89	94		245	143	
(Decrease)		(113)	(621)	(101)	(78)		(154)			(15)			(99)

Account 442111 Small Commercial ECR Revenues	April	May	June	July	August	September	October	November	December	January	February	March	Total
April 2011 - March 2012	453	532	435	172	342	823	502	441	517	359	660	300	5,536
April 2010 - March 2011	1,308	474	324	280	18	727	642	166	(40)	242	424	506	5,071
Increase		58	111		324	96		275	557	117	236		465
(Decrease)	(855)			(108)			(140)					(206)	

Kentucky Utilities Company

Case No. 2012-00221

Comparison of Total Company Test Year Account Balances
With Those of the Preceding Year

"000 Omitted"

Account 442116 Small Commercial Demand ECR Revenues	April	May	June	July	August	September	October	November	December	January	February	March	Total
April 2011 - March 2012	182	210	198	248	210	176	213	219	199	176	143	246	2,420
April 2010 - March 2011	0	0	0	0	0	191	265	177	159	217	159	189	1,357
Increase	182	210	198	248	210			42	40			57	1,063
(Decrease)						(15)	(52)			(41)	(16)		

Account 442117 Small Commercial Energy ECR Revenues	April	May	June	July	August	September	October	November	December	January	February	March	Total
April 2011 - March 2012	915	989	1,172	1,383	1,378	1,005	1,018	970	1,096	1,193	1,087	2,137	14,343
April 2010 - March 2011	0	0	0	0	0	1,278	1,517	930	1,389	1,444	1,159	1,106	8,823
Increase	915	989	1,172	1,383	1,378			40				1,031	5,520
(Decrease)						(273)	(499)		(293)	(251)	(72)		

Account 442118 Small Commercial Demand Charge Revenues	April	May	June	July	August	September	October	November	December	January	February	March	Total
April 2011 - March 2012	315	384	357	468	375	328	344	364	333	364	328	506	4,466
April 2010 - March 2011	492	385	406	399	473	293	174	295	271	355	270	331	4,144
Increase				69		35	170	69	62	9	58	175	322
(Decrease)	(177)	(1)	(49)		(98)								

Kentucky Utilities Company

Case No. 2012-00221

Comparison of Total Company Test Year Account Balances
With Those of the Preceding Year

"000 Omitted"

Account 442119 Small Commercial Customer Charge Revenues	April	May	June	July	August	September	October	November	December	January	February	March	Total
April 2011 - March 2012	1,561	1,567	1,568	1,569	1,611	1,568	1,567	1,579	1,624	1,597	1,598	1,589	18,998
April 2010 - March 2011	765	766	862	795	1,400	1,575	1,576	1,579	1,579	1,584	1,571	1,569	15,621
Increase	796	801	706	774	211				45	13	27	20	3,377
(Decrease)						(7)	(9)						

Account 442201 Large Commercial DSM Revenues	April	May	June	July	August	September	October	November	December	January	February	March	Total
April 2011 - March 2012	59	71	67	84	92	66	62	54	87	37	35	108	822
April 2010 - March 2011	60	70	29	80	(8)	52	33	21	24	22	23	71	477
Increase		1	38	4	100	14	29	33	63	15	12	37	345
(Decrease)	(1)												

Account 442202 Large Commercial Energy Revenues (Non-Fuel)	April	May	June	July	August	September	October	November	December	January	February	March	Total
April 2011 - March 2012	1,522	1,777	2,035	2,008	1,898	1,515	1,643	1,567	1,569	1,635	1,552	1,640	20,361
April 2010 - March 2011	1,264	1,543	1,563	1,779	2,305	1,368	1,360	1,525	1,971	1,836	1,566	1,648	19,728
Increase	258	234	472	229		147	283	42					633
(Decrease)					(407)				(402)	(201)	(14)	(8)	

Kentucky Utilities Company

Case No. 2012-00221

Comparison of Total Company Test Year Account Balances
With Those of the Preceding Year

"000 Omitted"

Account 442203 Large Commercial Energy Fuel Revenues	April	May	June	July	August	September	October	November	December	January	February	March	Total
April 2011 - March 2012	4,989	5,598	5,707	6,405	5,531	4,317	4,951	4,539	4,416	4,340	4,490	4,663	59,946
April 2010 - March 2011	4,983	5,835	6,495	7,009	6,776	5,759	5,076	4,898	6,378	5,507	4,802	5,212	68,730
Increase	6												
(Decrease)		(237)	(788)	(604)	(1,245)	(1,442)	(125)	(359)	(1,962)	(1,167)	(312)	(549)	(8,784)

Account 442204 Large Commercial FAC Revenues	April	May	June	July	August	September	October	November	December	January	February	March	Total
	(3)	(3)	(3)	(3)	(3)	(3)	(3)	(3)	(3)	(3)	(3)	(3)	
April 2011 - March 2012	40	314	215	737	583	139	(382)	(265)	18	4	50	93	1,546
April 2010 - March 2011	(270)	502	1,002	1,032	690	(54)	(230)	(381)	(6)	(38)	(239)	(96)	1,912
Increase	310					193		116	24	42	289	189	
(Decrease)		(188)	(787)	(295)	(107)		(152)						(366)

Account 442211 Large Commercial ECR Revenues	April	May	June	July	August	September	October	November	December	January	February	March	Total
April 2011 - March 2012	455	621	404	83	239	821	486	418	289	116	507	217	4,656
April 2010 - March 2011	1,440	513	105	227	(3)	710	709	158	(227)	21	361	506	4,520
Increase		108	299		242	111		260	516	95	146		136
(Decrease)	(985)			(144)			(223)					(289)	

Kentucky Utilities Company

Case No. 2012-00221

Comparison of Total Company Test Year Account Balances
With Those of the Preceding Year

"000 Omitted"

Account 442216 Large Commercial Demand ECR Revenues	April	May	June	July	August	September	October	November	December	January	February	March	Total
April 2011 - March 2012	1,151	1,297	1,154	1,349	1,025	931	1,190	1,224	945	825	1,017	1,792	13,900
April 2010 - March 2011	0	0	0	0	0	1,374	2,059	1,259	1,302	1,044	1,184	1,201	9,423
Increase	1,151	1,297	1,154	1,349	1,025							591	4,477
(Decrease)						(443)	(869)	(35)	(357)	(219)	(167)		

Account 442217 Large Commercial Energy ECR Revenues	April	May	June	July	August	September	October	November	December	January	February	March	Total
April 2011 - March 2012	62	68	86	93	85	62	66	61	69	74	72	160	958
April 2010 - March 2011	0	0	0	0	0	50	79	53	81	78	58	62	461
Increase	62	68	86	93	85	12		8			14	98	497
(Decrease)							(13)		(12)	(4)			

Account 442218 Large Commercial Demand Charge Revenues	April	May	June	July	August	September	October	November	December	January	February	March	Total
April 2011 - March 2012	4,207	6,389	5,119	5,942	4,599	4,156	3,774	4,375	3,440	3,064	3,702	4,036	52,803
April 2010 - March 2011	4,507	5,764	4,835	5,591	8,159	5,512	2,435	4,635	4,795	3,864	4,288	4,343	58,728
Increase		625	284	351			1,339						
(Decrease)	(300)				(3,560)	(1,356)		(260)	(1,355)	(800)	(586)	(307)	(5,925)

Kentucky Utilities Company

Case No. 2012-00221

Comparison of Total Company Test Year Account Balances
With Those of the Preceding Year

"000 Omitted"

Account 44219 Large Commercial Customer Charge Revenues	April	May	June	July	August	September	October	November	December	January	February	March	Total
April 2011 - March 2012	436	432	425	412	419	405	405	407	404	413	396	394	4,948
April 2010 - March 2011	460	476	489	475	554	489	482	469	442	454	449	443	5,682
Increase													
(Decrease)	(24)	(44)	(64)	(63)	(135)	(84)	(77)	(62)	(38)	(41)	(53)	(49)	(734)

Account 442301 Industrial DSM Revenues	April	May	June	July	August	September	October	November	December	January	February	March	Total
April 2011 - March 2012	8	6	11	13	19	15	13	11	20	9	9	13	147
April 2010 - March 2011	5	5	4	9	0	5	5	3	3	3	3	10	55
Increase	3	1	7	4	19	10	8	8	17	6	6	3	92
(Decrease)													

Account 442302 Industrial Energy Revenues (Non-Fuel)	April	May	June	July	August	September	October	November	December	January	February	March	Total
April 2011 - March 2012	3,671	3,906	4,206	3,943	4,115	3,789	3,885	4,683	3,947	4,421	3,710	4,409	48,685
April 2010 - March 2011	2,789	3,444	3,248	3,417	4,576	3,267	3,615	3,698	4,216	3,928	3,659	3,916	43,773
Increase	882	462	958	526		522	270	985		493	51	493	4,912
(Decrease)					(461)				(269)				

Kentucky Utilities Company

Case No. 2012-00221

Comparison of Total Company Test Year Account Balances
With Those of the Preceding Year

"000 Omitted"

Account 442303 Industrial Energy Fuel Revenues	April	May	June	July	August	September	October	November	December	January	February	March	Total
April 2011 - March 2012	12,936	13,733	13,246	13,897	13,630	12,909	13,756	15,218	13,454	14,016	13,855	14,386	165,036
April 2010 - March 2011	12,514	14,363	13,468	13,932	14,154	13,200	13,127	12,961	14,533	13,307	12,990	13,690	162,239
Increase	422						629	2,257		709	865	696	2,797
(Decrease)		(630)	(222)	(35)	(524)	(291)			(1,079)				

Account 442304 Industrial FAC Revenues	April	May	June	July	August	September	October	November	December	January	February	March	Total
	(3)	(3)	(3)	(3)	(3)	(3)	(3)	(3)	(3)	(3)	(3)	(3)	
April 2011 - March 2012	159	752	434	1,770	1,283	637	(1,517)	50	(281)	(86)	178	215	3,594
April 2010 - March 2011	425	1,606	2,046	1,812	1,702	149	(541)	(619)	(480)	(29)	(482)	(352)	5,237
Increase						488		669	199		660	567	
(Decrease)	(266)	(854)	(1,612)	(42)	(419)		(976)			(57)			(1,643)

Account 442311 Industrial ECR Revenues	April	May	June	July	August	September	October	November	December	January	February	March	Total
April 2011 - March 2012	918	1,188	800	375	579	1,641	1,008	1,094	839	854	1,236	424	10,956
April 2010 - March 2011	2,285	819	383	768	136	1,472	1,351	358	(215)	309	786	887	9,339
Increase		369	417		443	169		736	1,054	545	450		1,617
(Decrease)	(1,367)			(393)			(343)					(463)	

Kentucky Utilities Company

Case No. 2012-00221

Comparison of Total Company Test Year Account Balances
With Those of the Preceding Year

"000 Omitted"

Account 442316 Industrial Demand ECR Revenues	April	May	June	July	August	September	October	November	December	January	February	March	Total
April 2011 - March 2012	3,122	3,677	3,322	3,849	3,427	3,114	3,652	4,197	3,351	3,634	3,261	3,001	41,607
April 2010 - March 2011	0	0	0	0	0	3,449	4,681	3,264	3,412	3,183	3,285	3,294	24,568
Increase	3,122	3,677	3,322	3,849	3,427			933		451			17,039
(Decrease)						(335)	(1,029)		(61)		(24)	(293)	

Account 442317 Industrial Energy ECR Revenues	April	May	June	July	August	September	October	November	December	January	February	March	Total
April 2011 - March 2012	55	58	57	58	61	45	41	70	57	76	39	124	741
April 2010 - March 2011	0	0	0	0	0	62	77	52	67	67	49	58	432
Increase	55	58	57	58	61			18		9		66	309
(Decrease)						(17)	(36)		(10)		(10)		

Account 442318 Industrial Demand Charge Revenues	April	May	June	July	August	September	October	November	December	January	February	March	Total
April 2011 - March 2012	5,022	6,780	6,011	7,047	6,352	5,472	4,296	6,920	5,294	5,789	4,839	6,088	69,910
April 2010 - March 2011	7,315	9,518	7,817	8,742	10,526	5,337	3,636	5,329	5,360	5,251	5,090	5,525	79,446
Increase						135	660	1,591		538		563	
(Decrease)	(2,293)	(2,738)	(1,806)	(1,695)	(4,174)				(66)		(251)		(9,536)

Kentucky Utilities Company

Case No. 2012-00221

Comparison of Total Company Test Year Account Balances
With Those of the Preceding Year

"000 Omitted"

Account 442319 Industrial Customer Charge Revenues	April	May	June	July	August	September	October	November	December	January	February	March	Total
April 2011 - March 2012	148	150	156	166	175	169	171	167	171	172	172	173	1,990
April 2010 - March 2011	78	86	84	86	99	135	140	137	135	138	141	145	1,404
Increase	70	64	72	80	76	34	31	30	36	34	31	28	586
(Decrease)													

Account 442602 Mine Power Energy Revenues (Non-Fuel)	April	May	June	July	August	September	October	November	December	January	February	March	Total
April 2011 - March 2012	545	633	635	512	597	553	549	586	639	557	573	605	6,984
April 2010 - March 2011	742	566	528	499	691	483	552	619	820	554	631	626	7,311
Increase		67	107	13		70				3			
(Decrease)	(197)				(94)		(3)	(33)	(181)		(58)	(21)	(327)

Account 442603 Mine Power Energy Fuel Revenues	April	May	June	July	August	September	October	November	December	January	February	March	Total
April 2011 - March 2012	1,630	1,748	1,521	1,363	1,572	1,110	1,642	1,497	1,491	1,418	1,804	1,618	18,414
April 2010 - March 2011	1,342	1,563	1,534	1,309	1,584	1,544	2,091	1,612	2,233	1,523	1,750	1,935	20,020
Increase	288	185		54							54		
(Decrease)			(13)		(12)	(434)	(449)	(115)	(742)	(105)		(317)	(1,606)

Kentucky Utilities Company

Case No. 2012-00221

Comparison of Total Company Test Year Account Balances
With Those of the Preceding Year

"000 Omitted"

Account 442604 Mine Power FAC Revenues	April	May	June	July	August	September	October	November	December	January	February	March	Total
	(3)	(3)	(3)	(3)	(3)	(3)	(3)	(3)	(3)	(3)	(3)	(3)	
April 2011 - March 2012	2	81	41	109	114	41	(94)	(65)	(17)	18	19	21	270
April 2010 - March 2011	(27)	96	193	151	144	(11)	(40)	(91)	(11)	(15)	(52)	19	356
Increase	29					52		26		33	71	2	
(Decrease)		(15)	(152)	(42)	(30)		(54)		(6)				(86)

Account 442611 Mine Power ECR Revenues	April	May	June	July	August	September	October	November	December	January	February	March	Total
April 2011 - March 2012	94	142	74	(8)	39	152	110	86	78	18	116	32	933
April 2010 - March 2011	439	94	(16)	(4)	0	126	163	27	(60)	(8)	94	128	983
Increase		48	90		39	26		59	138	26	22		
(Decrease)	(345)			(4)			(53)					(96)	(50)

Account 442616 Mine Power Demand ECR Revenues	April	May	June	July	August	September	October	November	December	January	February	March	Total
April 2011 - March 2012	452	409	394	489	302	305	384	418	408	265	381	245	4,452
April 2010 - March 2011	0	0	0	0	0	416	675	447	493	376	442	446	3,295
Increase	452	409	394	489	302								1,157
(Decrease)						(111)	(291)	(29)	(85)	(111)	(61)	(201)	

Kentucky Utilities Company

Case No. 2012-00221

Comparison of Total Company Test Year Account Balances
With Those of the Preceding Year

"000 Omitted"

Account 442617 Mine Power Energy ECR Revenues	April	May	June	July	August	September	October	November	December	January	February	March	Total
April 2011 - March 2012	8	6	14	11	7	11	8	6	11	1	5	14	102
April 2010 - March 2011	0	0	0	0	0	11	18	10	11	3	9	7	69
Increase	8	6	14	11	7							7	33
(Decrease)							(10)	(4)		(2)	(4)		

Account 442618 Mine Power Demand Revenues	April	May	June	July	August	September	October	November	December	January	February	March	Total
April 2011 - March 2012	1,123	1,078	1,050	1,237	925	884	984	1,208	977	949	1,037	1,063	12,515
April 2010 - March 2011	1,185	1,697	1,371	1,478	1,583	861	702	1,118	1,229	978	1,128	1,081	14,411
Increase						23	282	90					
(Decrease)	(62)	(619)	(321)	(241)	(658)				(252)	(29)	(91)	(18)	(1,896)

Account 442619 Mine Power Customer Charge Revenues	April	May	June	July	August	September	October	November	December	January	February	March	Total
April 2011 - March 2012	22	22	22	22	22	21	20	21	24	19	20	20	255
April 2010 - March 2011	11	14	13	12	21	24	24	23	24	22	23	23	234
Increase	11	8	9	10	1								21
(Decrease)						(3)	(4)	(2)		(3)	(3)	(3)	

Kentucky Utilities Company

Case No. 2012-00221

Comparison of Total Company Test Year Account Balances
With Those of the Preceding Year

"000 Omitted"

Account 444101 Street/Highway Lighting DSM Revenues	April	May	June	July	August	September	October	November	December	January	February	March	Total
April 2011 - March 2012	1	2	0	1	1	0	0	0	1	0	0	0	6
April 2010 - March 2011	2	1	1	0	0	0	0	0	0	0	0	0	4
Increase		1		1	1				1				2
(Decrease)	(1)		(1)										

Account 444102 Street/Highway Lighting Energy Revenues (Non-Fuel)	April	May	June	July	August	September	October	November	December	January	February	March	Total
April 2011 - March 2012	627	743	610	699	1,224	363	679	784	538	503	656	784	8,210
April 2010 - March 2011	610	797	699	767	867	659	697	683	786	780	744	697	8,786
Increase	17				357			101				87	
(Decrease)		(54)	(89)	(68)		(296)	(18)		(248)	(277)	(88)		(576)

Account 444103 Street/Highway Lighting Energy Fuel Revenues	April	May	June	July	August	September	October	November	December	January	February	March	Total
April 2011 - March 2012	92	97	72	83	97	74	162	136	117	131	119	81	1,261
April 2010 - March 2011	115	123	108	116	122	102	106	116	147	179	150	110	1,494
Increase							56	20					
(Decrease)	(23)	(26)	(36)	(33)	(25)	(28)			(30)	(48)	(31)	(29)	(233)

Kentucky Utilities Company

Case No. 2012-00221

Comparison of Total Company Test Year Account Balances
With Those of the Preceding Year

"000 Omitted"

Account 444104 Street/Highway Lighting FAC Revenues	April	May	June	July	August	September	October	November	December	January	February	March	Total
	(3)	(3)	(3)	(3)	(3)	(3)	(3)	(3)	(3)	(3)	(3)	(3)	
April 2011 - March 2012	(5)	7	0	5	17	(4)	(2)	(10)	13	(19)	9	4	15
April 2010 - March 2011	60	(6)	14	9	9	5	(7)	(11)	16	(5)	(16)	(54)	14
Increase		13			8		5	1			25	58	1
(Decrease)	(65)		(14)	(4)		(9)			(3)	(14)			

Account 444111 Street/Highway Lighting ECR Revenues	April	May	June	July	August	September	October	November	December	January	February	March	Total
April 2011 - March 2012	12	37	18	(3)	36	42	43	31	33	4	38	(3)	288
April 2010 - March 2011	129	10	(16)	27	6	42	61	1	(16)	10	27	53	334
Increase		27	34		30			30	49		11		
(Decrease)	(117)			(30)			(18)			(6)		(56)	(46)

Account 444117 Street/Highway Lighting Energy ECR Revenues	April	May	June	July	August	September	October	November	December	January	February	March	Total
April 2011 - March 2012	73	71	71	70	71	70	70	70	70	71	70	84	861
April 2010 - March 2011	0	0	0	0	0	77	78	77	77	80	78	76	543
Increase	73	71	71	70	71							8	318
(Decrease)						(7)	(8)	(7)	(7)	(9)	(8)		

Kentucky Utilities Company

Case No. 2012-00221

Comparison of Total Company Test Year Account Balances
With Those of the Preceding Year

"000 Omitted"

Account 444118 Street/Highway Lighting Demand Revenues	April	May	June	July	August	September	October	November	December	January	February	March	Total
April 2011 - March 2012	0	0	0	0	0	0	0	0	0	0	0	0	0
April 2010 - March 2011	13	17	17	16	29	(19)	0	0	0	0	16	0	89
Increase						19							
(Decrease)	(13)	(17)	(17)	(16)	(29)						(16)		(89)

Account 444119 Street/Highway Lighting Customer Charge Revenues	April	May	June	July	August	September	October	November	December	January	February	March	Total
April 2011 - March 2012	10	9	9	9	11	8	9	8	8	8	8	8	105
April 2010 - March 2011	7	9	11	8	13	11	12	12	12	12	13	10	130
Increase	3			1									
(Decrease)			(2)		(2)	(3)	(3)	(4)	(4)	(4)	(5)	(2)	(25)

Account 445101 Public Authorities DSM Revenues	April	May	June	July	August	September	October	November	December	January	February	March	Total
April 2011 - March 2012	43	61	45	72	91	64	58	57	74	37	35	64	701
April 2010 - March 2011	33	35	15	36	13	37	29	14	36	17	23	62	350
Increase	10	26	30	36	78	27	29	43	38	20	12	2	351
(Decrease)													

Kentucky Utilities Company

Case No. 2012-00221

Comparison of Total Company Test Year Account Balances
With Those of the Preceding Year

"000 Omitted"

Account 445102 Public Authorities Energy Revenues (Non-Fuel)	April	May	June	July	August	September	October	November	December	January	February	March	Total
April 2011 - March 2012	1,634	1,992	1,826	2,296	2,349	1,972	1,985	2,158	1,393	2,046	2,199	1,955	23,805
April 2010 - March 2011	1,493	1,752	1,818	1,805	2,606	1,639	1,427	1,260	2,354	2,109	1,867	2,028	22,158
Increase	141	240	8	491		333	558	898			332		1,647
(Decrease)					(257)				(961)	(63)		(73)	

Account 445103 Public Authorities Energy Fuel Revenues	April	May	June	July	August	September	October	November	December	January	February	March	Total
April 2011 - March 2012	3,112	3,601	3,160	4,921	4,507	3,558	3,637	3,245	2,769	3,357	3,302	3,332	42,501
April 2010 - March 2011	3,143	3,782	4,161	4,126	4,395	3,796	3,433	2,346	4,657	3,652	3,253	3,491	44,235
Increase				795	112		204	899			49		
(Decrease)	(31)	(181)	(1,001)			(238)			(1,888)	(295)		(159)	(1,734)

Account 445104 Public Authorities FAC Revenues	April	May	June	July	August	September	October	November	December	January	February	March	Total
April 2011 - March 2012	(3)	(3)	(3)	(3)	(3)	(3)	(3)	(3)	(3)	(3)	(3)	(3)	945
April 2010 - March 2011	13	155	57	479	426	116	(235)	(117)	47	(139)	82	61	968
Increase	243	173	589	514	469	24	(51)	(333)	117	(86)	(158)	(533)	968
(Decrease)	(230)	(18)	(532)	(35)	(43)		(184)		(70)	(53)			(23)

Kentucky Utilities Company

Case No. 2012-00221

Comparison of Total Company Test Year Account Balances
With Those of the Preceding Year

"000 Omitted"

Account 445111 Public Authorities ECR Revenues	April	May	June	July	August	September	October	November	December	January	February	March	Total
April 2011 - March 2012	235	360	204	143	250	540	345	297	192	173	401	122	3,262
April 2010 - March 2011	825	280	108	180	53	452	529	(28)	(33)	69	230	315	2,980
Increase		80	96		197	88		325	225	104	171		282
(Decrease)	(590)			(37)			(184)					(193)	

Account 445112 Public Authorities MSR Revenues	April	May	June	July	August	September	October	November	December	January	February	March	Total
April 2011 - March 2012	1	0	0	0	0	0	0	0	0	0	0	0	1
April 2010 - March 2011	0	0	0	0	0	0	0	0	0	0	0	0	0
Increase	1												1
(Decrease)													

Account 445116 Public Authorities Demand ECR Revenues	April	May	June	July	August	September	October	November	December	January	February	March	Total
April 2011 - March 2012	690	757	631	1,182	846	742	786	695	614	665	702	929	9,239
April 2010 - March 2011	0	0	0	0	0	827	1,190	550	1,039	515	642	749	5,512
Increase	690	757	631	1,182	846			145		150	60	180	3,727
(Decrease)						(85)	(404)		(425)				

Kentucky Utilities Company

Case No. 2012-00221

Comparison of Total Company Test Year Account Balances
With Those of the Preceding Year

"000 Omitted"

Account 445117 Public Authorities Energy ECR Revenues	April	May	June	July	August	September	October	November	December	January	February	March	Total
April 2011 - March 2012	168	230	169	166	258	200	205	273	103	241	234	327	2,574
April 2010 - March 2011	0	0	0	0	0	187	273	125	223	262	205	217	1,492
Increase	168	230	169	166	258	13		148			29	110	1,082
(Decrease)							(68)		(120)	(21)			

Account 445118 Public Authorities Demand Charge Revenues	April	May	June	July	August	September	October	November	December	January	February	March	Total
April 2011 - March 2012	1,816	2,827	1,998	2,877	2,923	2,482	1,973	2,419	1,073	1,763	1,844	1,912	25,907
April 2010 - March 2011	2,348	3,082	2,638	2,454	4,001	2,447	1,376	1,570	2,303	1,741	1,721	2,054	27,735
Increase				423		35	597	849		22	123		
(Decrease)	(532)	(255)	(640)		(1,078)				(1,230)			(142)	(1,828)

Account 445119 Public Authorities Customer Charge Revenues	April	May	June	July	August	September	October	November	December	January	February	March	Total
April 2011 - March 2012	239	240	247	241	284	245	249	248	260	251	251	257	3,012
April 2010 - March 2011	149	147	172	152	212	230	230	232	227	227	223	244	2,445
Increase	90	93	75	89	72	15	19	16	33	24	28	13	567
(Decrease)													

Kentucky Utilities Company

Case No. 2012-00221

Comparison of Total Company Test Year Account Balances
With Those of the Preceding Year

"000 Omitted"

Account 445301 Municipal Pumping DSM Revenues	April	May	June	July	August	September	October	November	December	January	February	March	Total
April 2011 - March 2012	4	4	4	5	4	6	3	3	6	4	3	3	49
April 2010 - March 2011	3	3	1	3	(1)	2	2	1	1	2	2	4	23
Increase	1	1	3	2	5	4	1	2	5	2	1		26
(Decrease)												(1)	

Account 445302 Municipal Pumping Energy Revenues (Non-Fuel)	April	May	June	July	August	September	October	November	December	January	February	March	Total
April 2011 - March 2012	79	97	99	90	108	78	84	81	88	100	84	91	1,079
April 2010 - March 2011	90	98	84	89	114	68	68	84	108	106	92	100	1,101
Increase			15	1	10	16							
(Decrease)	(11)	(1)			(6)			(3)	(20)	(6)	(8)	(9)	(22)

Account 445303 Municipal Pumping Energy Fuel Revenues	April	May	June	July	August	September	October	November	December	January	February	March	Total
April 2011 - March 2012	142	161	156	163	169	126	147	135	148	167	143	153	1,810
April 2010 - March 2011	157	152	164	157	163	151	145	146	191	168	147	159	1,900
Increase		9		6	6		2						
(Decrease)	(15)		(8)			(25)		(11)	(43)	(1)	(4)	(6)	(90)

Kentucky Utilities Company

Case No. 2012-00221

Comparison of Total Company Test Year Account Balances
With Those of the Preceding Year

"000 Omitted"

Account 445304 Municipal Pumping FAC Revenues	April	May	June	July	August	September	October	November	December	January	February	March	Total
	(3)	(3)	(3)	(3)	(3)	(3)	(3)	(3)	(3)	(3)	(3)	(3)	
April 2011 - March 2012	2	8	4	18	17	3	(11)	(7)	2	(5)	4	3	38
April 2010 - March 2011	7	10	25	23	15	1	(6)	(11)	2	(2)	(7)	(17)	40
Increase					2	2		4			11	20	
(Decrease)	(5)	(2)	(21)	(5)			(5)			(3)			(2)

Account 445311 Municipal Pumping ECR Revenues	April	May	June	July	August	September	October	November	December	January	February	March	Total
April 2011 - March 2012	12	17	11	4	10	22	15	11	13	7	18	5	145
April 2010 - March 2011	46	12	1	5	0	20	20	4	(7)	2	12	17	132
Increase		5	10		10	2		7	20	5	6		13
(Decrease)	(34)			(1)			(5)					(12)	

Account 445316 Municipal Pumping Demand ECR Revenues	April	May	June	July	August	September	October	November	December	January	February	March	Total
April 2011 - March 2012	23	26	24	27	26	17	25	23	23	20	25	39	298
April 2010 - March 2011	0	0	0	0	0	25	39	25	28	20	26	26	189
Increase	23	26	24	27	26							13	109
(Decrease)						(8)	(14)	(2)	(5)		(1)		

Kentucky Utilities Company

Case No. 2012-00221

Comparison of Total Company Test Year Account Balances
With Those of the Preceding Year

"000 Omitted"

Account 445317 Municipal Pumping Energy ECR Revenues	April	May	June	July	August	September	October	November	December	January	February	March	Total
April 2011 - March 2012	8	12	12	12	13	10	10	10	12	12	11	24	146
April 2010 - March 2011	0	0	0	0	0	11	16	9	13	13	13	14	89
Increase	8	12	12	12	13			1				10	57
(Decrease)						(1)	(6)		(1)	(1)	(2)		

Account 445318 Municipal Pumping Demand Charge Revenues	April	May	June	July	August	September	October	November	December	January	February	March	Total
April 2011 - March 2012	86	133	113	123	123	84	83	81	87	78	92	89	1,172
April 2010 - March 2011	98	97	124	95	145	115	55	94	102	77	98	98	1,198
Increase		36		28			28			1			
(Decrease)	(12)		(11)		(22)	(31)		(13)	(15)		(6)	(9)	(26)

Account 445319 Municipal Pumping Customer Charge Revenues	April	May	June	July	August	September	October	November	December	January	February	March	Total
April 2011 - March 2012	12	12	12	11	13	11	11	11	11	12	11	11	138
April 2010 - March 2011	7	5	10	7	11	12	12	12	11	12	12	12	123
Increase	5	7	2	4	2								15
(Decrease)						(1)	(1)	(1)			(1)	(1)	

Kentucky Utilities Company

Case No. 2012-00221

Comparison of Total Company Test Year Account Balances
With Those of the Preceding Year

"000 Omitted"

Account 447005 Intercompany Sales for Resale	April	May	June	July	August	September	October	November	December	January	February	March	Total
April 2011 - March 2012	948	2,538	2,120	2,269	1,338	2,445	4,181	1,932	3,323	2,639	403	543	24,679
April 2010 - March 2011	602	1,104	171	620	527	526	975	1,131	984	3,276	3,475	2,910	16,301
Increase	346	1,434	1,949	1,649	811	1,919	3,206	801	2,339				8,378
(Decrease)										(637)	(3,072)	(2,367)	

Account 447006 Intercompany Sales Native Load	April	May	June	July	August	September	October	November	December	January	February	March	Total
April 2011 - March 2012	0	231	851	326	166	0	55	0	0	1	2	9	1,641
April 2010 - March 2011	1	28	196	13	0	0	0	0	0	0	16	0	254
Increase		203	655	313	166		55			1		9	1,387
(Decrease)	(1)										(14)		

Account 447016 Sales for Resale- MISO Day 2	April	May	June	July	August	September	October	November	December	January	February	March	Total
April 2011 - March 2012	(55)	0	0	0	0	0	0	0	0	0	0	0	(55)
April 2010 - March 2011	1	1	0	(1)	0	0	0	0	0	0	45	9	55
Increase				1									
(Decrease)	(56)	(1)									(45)	(9)	(110)

Kentucky Utilities Company

Case No. 2012-00221

Comparison of Total Company Test Year Account Balances
With Those of the Preceding Year

"000 Omitted"

Account 447050 Sales for Resale - Energy	April	May	June	July	August	September	October	November	December	January	February	March	Total
April 2011 - March 2012	54	585	1,155	614	229	14	1,127	116	23	10	4	5	3,936
April 2010 - March 2011	22	107	8	(38)	0	5	0	0	0	16	364	66	550
Increase	32	478	1,147	652	229	9	1,127	116	23				3,386
(Decrease)										(6)	(360)	(61)	

Account 447110 Settled Swap Revenue	April	May	June	July	August	September	October	November	December	January	February	March	Total
April 2011 - March 2012	0	32	88	(1)	45	0	41	7	0	0	0	0	212
April 2010 - March 2011	0	10	3	0	0	2	0	0	0	0	17	3	35
Increase		22	85		45		41	7					177
(Decrease)				(1)		(2)					(17)	(3)	

Account 447210 Settled Swap Expense	April	May	June	July	August	September	October	November	December	January	February	March	Total
April 2011 - March 2012	0	(137)	(218)	(46)	(88)	(1)	(53)	(9)	0	0	0	0	(552)
April 2010 - March 2011	1	(4)	(1)	0	0	(2)	0	0	0	0	(21)	(2)	(29)
Increase						1					21	2	
(Decrease)	(1)	(133)	(217)	(46)	(88)		(53)	(9)					(523)

Kentucky Utilities Company

Case No. 2012-00221

Comparison of Total Company Test Year Account Balances
With Those of the Preceding Year

"000 Omitted"

Account 447302 Sales to Municipals Energy Revenues (Non-Fuel)	April	May	June	July	August	September	October	November	December	January	February	March	Total
April 2011 - March 2012	525	586	680	802	757	580	553	557	627	669	606	570	7,512
April 2010 - March 2011	359	412	508	778	807	637	673	493	252	558	598	596	6,671
Increase	166	174	172	24				64	375	111	8		841
(Decrease)					(50)	(57)	(120)					(26)	

Account 447303 Sales to Municipals Energy Fuel Revenues	April	May	June	July	August	September	October	November	December	January	February	March	Total
April 2011 - March 2012	3,248	3,637	4,208	4,908	4,638	3,548	3,388	3,410	3,841	4,095	3,711	3,490	46,122
April 2010 - March 2011	3,264	3,757	4,634	4,871	4,951	3,947	3,200	3,597	4,387	4,695	3,708	3,694	48,705
Increase				37			188				3		
(Decrease)	(16)	(120)	(426)		(313)	(399)		(187)	(546)	(600)		(204)	(2,583)

Account 447304 Sales to Municipals FAC Revenues	April	May	June	July	August	September	October	November	December	January	February	March	Total
April 2011 - March 2012	(3)	(3)	(3)	(3)	(3)	(3)	(3)	(3)	(3)	(3)	(3)	(3)	
April 2011 - March 2012	351	469	893	638	1,173	532	259	(606)	488	230	349	409	5,185
April 2010 - March 2011	367	142	1,235	2,197	990	749	319	(748)	16	1,274	(50)	276	6,767
Increase		327			183			142	472		399	133	
(Decrease)	(16)		(342)	(1,559)		(217)	(60)			(1,044)			(1,582)

Kentucky Utilities Company

Case No. 2012-00221

Comparison of Total Company Test Year Account Balances
With Those of the Preceding Year

"000 Omitted"

Account 447318 Sales to Municipals Demand Charge Revenues	April	May	June	July	August	September	October	November	December	January	February	March	Total
April 2011 - March 2012	3,126	4,047	4,727	4,262	4,120	3,781	2,661	2,857	3,067	3,340	3,127	2,871	41,986
April 2010 - March 2011	2,696	3,344	3,708	4,722	5,116	4,495	166	2,956	4,052	3,915	3,598	3,193	41,961
Increase	430	703	1,019				2,495						25
(Decrease)				(460)	(996)	(714)		(99)	(985)	(575)	(471)	(322)	

Account 447319 Sales to Municipals Customer Charge Revenues	April	May	June	July	August	September	October	November	December	January	February	March	Total
April 2011 - March 2012	1	0	0	0	0	261	26	26	26	26	26	17	409
April 2010 - March 2011	0	0	0	0	0	0	0	0	0	0	0	0	0
Increase	1					261	26	26	26	26	26	17	409
(Decrease)													

Account 449105 Rate Refunds - Retail	April	May	June	July	August	September	October	November	December	January	February	March	Total
April 2011 - March 2012	0	0	0	0	0	0	0	0	0	0	0	0	0
April 2010 - March 2011	0	987	(632)	0	0	0	0	0	0	0	0	0	355
Increase			632										
(Decrease)		(987)											(355)

Kentucky Utilities Company

Case No. 2012-00221

Comparison of Total Company Test Year Account Balances
With Those of the Preceding Year

"000 Omitted"

Account 450001 Forfeited Disc/Late Payment Charges-Electric	April	May	June	July	August	September	October	November	December	January	February	March	Total
April 2011 - March 2012	551	475	572	620	707	765	539	465	451	616	669	695	7,125
April 2010 - March 2011	787	448	585	986	810	1,058	762	593	775	903	896	724	9,327
Increase		27											
(Decrease)	(236)		(13)	(366)	(103)	(293)	(223)	(128)	(324)	(287)	(227)	(29)	(2,202)

Account 450002 Forfeited Disc/Late Payment Charges-Municipals	April	May	June	July	August	September	October	November	December	January	February	March	Total
April 2011 - March 2012	1	0	0	0	0	0	0	0	0	0	0	0	1
April 2010 - March 2011	0	0	0	0	0	0	0	0	0	0	0	0	0
Increase	1												1
(Decrease)													

Account 451001 Reconnect Charges-Elec.	April	May	June	July	August	September	October	November	December	January	February	March	Total
April 2011 - March 2012	162	164	123	105	172	172	161	144	136	132	158	163	1,792
April 2010 - March 2011	169	87	78	152	134	203	208	143	55	104	132	177	1,642
Increase		77	45		38			1	81	28	26		150
(Decrease)	(7)			(47)		(31)	(47)					(14)	

Kentucky Utilities Company

Case No. 2012-00221

Comparison of Total Company Test Year Account Balances
With Those of the Preceding Year

"000 Omitted"

Account 451002 Temp. Service Charges-Electric	April	May	June	July	August	September	October	November	December	January	February	March	Total
April 2011 - March 2012	4	3	5	4	6	3	4	3	3	3	3	3	44
April 2010 - March 2011	3	5	5	5	5	7	6	5	3	3	2	5	54
Increase	1				1						1		
(Decrease)		(2)		(1)		(4)	(2)	(2)				(2)	(10)

Account 451004 Other Service Revenues-Electric	April	May	June	July	August	September	October	November	December	January	February	March	Total
April 2011 - March 2012	57	56	57	56	57	53	56	56	56	11	1	0	516
April 2010 - March 2011	57	57	57	58	58	57	57	56	57	60	55	57	686
Increase													
(Decrease)		(1)		(2)	(1)	(4)	(1)		(1)	(49)	(54)	(57)	(170)

Account 454001 CATV Attachment Rentals	April	May	June	July	August	September	October	November	December	January	February	March	Total
April 2011 - March 2012	326	62	62	62	70	153	30	59	64	96	58	65	1,107
April 2010 - March 2011	38	49	39	40	39	39	39	39	39	39	39	39	478
Increase	288	13	23	22	31	114		20	25	57	19	26	629
(Decrease)							(9)						

Kentucky Utilities Company

Case No. 2012-00221

Comparison of Total Company Test Year Account Balances
With Those of the Preceding Year

"000 Omitted"

Account 454002 Other Rent from Electric Property	April	May	June	July	August	September	October	November	December	January	February	March	Total
April 2011 - March 2012	9	9	(14)	59	(16)	9	8	11	13	9	20	16	133
April 2010 - March 2011	9	9	19	9	8	10	10	10	8	9	9	9	119
Increase				50				1	5		11	7	14
(Decrease)			(33)		(24)	(1)	(2)						

Account 454003 Rent from Fiber Optics	April	May	June	July	August	September	October	November	December	January	February	March	Total
April 2011 - March 2012	66	7	23	41	0	13	5	10	(289)	6	2	2	(114)
April 2010 - March 2011	0	0	115	239	(34)	37	12	16	5	20	6	6	422
Increase	66	7			34								
(Decrease)			(92)	(198)		(24)	(7)	(6)	(294)	(14)	(4)	(4)	(536)

Account 454006 Facility Charges	April	May	June	July	August	September	October	November	December	January	February	March	Total
April 2011 - March 2012	77	75	76	62	125	97	96	86	93	137	132	135	1,191
April 2010 - March 2011	0	0	0	0	0	0	0	0	0	0	40	0	40
Increase	77	75	76	62	125	97	96	86	93	137	92	135	1,151
(Decrease)													

Kentucky Utilities Company

Case No. 2012-00221

Comparison of Total Company Test Year Account Balances
With Those of the Preceding Year

"000 Omitted"

Account 454900 I/C Joint Use Rent Revenue - Electric - Indirect	April	May	June	July	August	September	October	November	December	January	February	March	Total
April 2011 - March 2012	0	0	0	0	0	0	0	0	0	0	0	21	21
April 2010 - March 2011	0	0	0	0	0	0	0	0	0	0	0	0	0
Increase												21	21
(Decrease)													

Account 456003 Comp Tax Remit - Electric	April	May	June	July	August	September	October	November	December	January	February	March	Total
April 2011 - March 2012	1	1	1	1	1	2	2	2	0	2	2	2	17
April 2010 - March 2011	1	1	1	(2)	1	1	2	2	2	2	2	2	15
Increase				3		1							2
(Decrease)									(2)				

Account 456007 Return Check Charge-Electric	April	May	June	July	August	September	October	November	December	January	February	March	Total
April 2011 - March 2012	10	12	12	11	15	14	13	10	11	12	10	10	140
April 2010 - March 2011	15	10	11	12	16	14	14	12	10	13	10	12	149
Increase		2	1						1				
(Decrease)	(5)			(1)	(1)		(1)	(2)		(1)		(2)	(9)

Kentucky Utilities Company

Case No. 2012-00221

Comparison of Total Company Test Year Account Balances
With Those of the Preceding Year

"000 Omitted"

Account 456008 Other Miscellaneous Electric Revenues	April	May	June	July	August	September	October	November	December	January	February	March	Total
April 2011 - March 2012	10	2	2	1	1	2	1	1	0	1	1	1	23
April 2010 - March 2011	(101)	229	(235)	14	(4)	(5)	23	(3)	(31)	(9)	1	1	(120)
Increase	111		237		5	7		4	31	10			143
(Decrease)		(227)		(13)			(22)						

Account 456028 Excess Facilities Charges - NRB Elect Rev	April	May	June	July	August	September	October	November	December	January	February	March	Total
April 2011 - March 2012	(2)	1	1	9	(5)	1	1	2	11	(8)	2	2	15
April 2010 - March 2011	64	60	64	63	38	73	64	59	65	65	62	62	739
Increase													
(Decrease)	(66)	(59)	(63)	(54)	(43)	(72)	(63)	(57)	(54)	(73)	(60)	(60)	(724)

Account 456030 Forfeited Refundable Advances	April	May	June	July	August	September	October	November	December	January	February	March	Total
April 2011 - March 2012	(1)	0	(4)	5	(87)	55	3	6	8	7	4	0	(4)
April 2010 - March 2011	74	177	3	2	0	0	185	0	0	0	0	1	442
Increase				3		55		6	8	7	4		
(Decrease)	(75)	(177)	(7)		(87)		(182)					(1)	(446)

Kentucky Utilities Company

Case No. 2012-00221

Comparison of Total Company Test Year Account Balances
With Those of the Preceding Year

"000 Omitted"

Account 456109 Native Load Transmission of Electric Energy-3rd Party	April	May	June	July	August	September	October	November	December	January	February	March	Total
April 2011 - March 2012	655	931	938	1,130	1,038	1,223	790	912	971	1,079	885	722	11,274
April 2010 - March 2011	331	451	3	646	626	669	2,572	700	842	897	909	708	9,354
Increase	324	480	935	484	412	554		212	129	182		14	1,920
(Decrease)							(1,782)				(24)		

Account 456114 Intercompany Transmission Revenue - Retail Sourcing OSS	April	May	June	July	August	September	October	November	December	January	February	March	Total
April 2011 - March 2012	66	248	231	262	137	253	455	423	306	224	96	77	2,778
April 2010 - March 2011	75	126	60	23	22	73	110	127	110	310	251	275	1,562
Increase		122	171	239	115	180	345	296	196				1,216
(Decrease)	(9)									(86)	(155)	(198)	

Account 456116 Intercompany Transmission Revenue-Municipals	April	May	June	July	August	September	October	November	December	January	February	March	Total
April 2011 - March 2012	0	0	0	0	0	0	0	0	0	0	0	0	0
April 2010 - March 2011	181	213	109	275	317	152	(1,891)	0	0	0	0	0	(644)
Increase							1,891						644
(Decrease)	(181)	(213)	(109)	(275)	(317)	(152)							

Kentucky Utilities Company

Case No. 2012-00221

Comparison of Total Company Test Year Account Balances
With Those of the Preceding Year

"000 Omitted"

Account 456118 Intracompany Transmission Revenue-Native Load	April	May	June	July	August	September	October	November	December	January	February	March	Total
April 2011 - March 2012	120	80	111	80	41	52	21	23	21	21	21	48	639
April 2010 - March 2011	(1)	0	0	0	0	0	1,050	29	126	19	39	57	1,319
Increase	121	80	111	80	41	52				2			
(Decrease)							(1,029)	(6)	(105)		(18)	(9)	(680)

Account 456119 Intracompany Transmission Revenue-Retail Sourcing OSS	April	May	June	July	August	September	October	November	December	January	February	March	Total
April 2011 - March 2012	(1)	26	57	33	13	1	65	6	1	1	1	0	203
April 2010 - March 2011	0	0	0	0	0	0	8	0	0	1	16	4	29
Increase		26	57	33	13	1	57	6	1				174
(Decrease)	(1)										(15)	(4)	

Account 456124 I/C Transmission Retail Revenue Native Load	April	May	June	July	August	September	October	November	December	January	February	March	Total
April 2011 - March 2012	2	1	11	2	25	0	0	0	0	0	0	11	52
April 2010 - March 2011	67	82	133	204	209	87	(1,027)	1	7	0	0	0	(237)
Increase							1,027						289
(Decrease)	(65)	(81)	(122)	(202)	(184)	(87)		(1)	(7)				

Kentucky Utilities Company

Case No. 2012-00221

Comparison of Total Company Test Year Account Balances
With Those of the Preceding Year

"000 Omitted"

Account 456198 Intracompany Transmission Revenue Elimination - Native Load	April	May	June	July	August	September	October	November	December	January	February	March	Total
April 2011 - March 2012	(120)	(80)	(111)	(80)	(41)	(52)	(21)	(23)	(21)	(21)	(21)	(48)	(639)
April 2010 - March 2011	1	0	0	0	0	0	(1,050)	(29)	(126)	(19)	(39)	(57)	(1,319)
Increase							1,029	6	105		18	9	680
(Decrease)	(121)	(80)	(111)	(80)	(41)	(52)				(2)			

Account 456199 Intracompany Transmission Revenue Elimination OSS	April	May	June	July	August	September	October	November	December	January	February	March	Total
April 2011 - March 2012	1	(26)	(57)	(33)	(13)	(1)	(65)	(6)	(1)	(1)	(1)	0	(203)
April 2010 - March 2011	0	0	0	0	0	0	(8)	0	0	(1)	(16)	(4)	(29)
Increase	1										15	4	
(Decrease)		(26)	(57)	(33)	(13)	(1)	(57)	(6)	(1)				(174)

Kentucky Utilities Company

Case No. 2012-00221

Comparison of Kentucky Jurisdiction Test Year Account Balances
With Those of the Preceding Year

"000 Omitted"

Account 440101 Residential DSM Revenues	April (1)	May	June (1)	July	August	September	October	November	December	January (2)	February	March	Total
April 2011 - March 2012	786	1,138	1,122	1,579	1,986	1,213	910	908	2,187	1,204	973	1,311	15,317
April 2010 - March 2011	1,438	1,122	786	1,729	638	1,293	749	666	1,532	728	650	1,716	13,047
Increase		16	336		1,348		161	242	655	476	323		2,270
(Decrease)	(652)			(150)		(80)						(405)	

Account 440102 Residential Energy Revenues (Non-Fuel)	April	May	June	July	August (7)	September	October	November	December	January	February	March	Total
April 2011 - March 2012	12,434	12,935	17,880	21,181	22,034	13,657	11,497	13,368	20,627	23,248	18,488	12,820	200,169
April 2010 - March 2011	13,237	14,207	21,998	24,122	27,165	13,447	8,312	14,009	29,679	28,261	19,074	16,131	229,642
Increase						210	3,185						
(Decrease)	(803)	(1,272)	(4,118)	(2,941)	(5,131)			(641)	(9,052)	(5,013)	(586)	(3,311)	(29,473)

Account 440103 Residential Energy Fuel Revenues	April	May	June	July	August	September	October	November	December	January	February	March	Total
April 2011 - March 2012	10,017	10,373	14,080	16,790	17,322	10,707	8,948	10,458	16,237	18,335	14,511	10,032	157,810
April 2010 - March 2011	9,764	10,455	16,346	17,944	17,218	12,511	8,296	11,279	24,132	23,031	15,466	13,014	179,456
Increase	253				104		652						
(Decrease)		(82)	(2,266)	(1,154)		(1,804)		(821)	(7,895)	(4,696)	(955)	(2,982)	(21,646)

Kentucky Utilities Company

Case No. 2012-00221

Comparison of Kentucky Jurisdiction Test Year Account Balances
With Those of the Preceding Year

"000 Omitted"

Account 440104 Residential FAC Revenues	April	May	June	July	August	September	October	November	December	January	February	March	Total
	(3)	(3)	(3)	(3)	(3)	(3)	(3)	(3)	(3)	(3)	(3)	(3)	
April 2011 - March 2012	182	612	449	2,118	1,582	434	(863)	(425)	(281)	53	149	203	4,213
April 2010 - March 2011	(926)	1,042	2,323	2,676	1,972	(181)	(487)	(799)	(438)	0	(879)	179	4,482
Increase	1,108					615		374	157	53	1,028	24	
(Decrease)		(430)	(1,874)	(558)	(390)		(376)						(269)

Account 440111 Residential ECR Revenues	April	May	June	July	August	September	October	November	December	January	February	March	Total
April 2011 - March 2012	1,193	1,213	1,194	468	985	2,190	1,135	1,102	1,495	1,103	1,599	440	14,117
April 2010 - March 2011	3,545	1,127	1,263	1,094	150	1,894	1,559	518	151	676	1,422	1,560	14,959
Increase		86			835	296		584	1,344	427	177		
(Decrease)	(2,352)		(69)	(626)			(424)					(1,120)	(842)

Account 440117 Residential Energy ECR Revenues	April	May	June	July	August	September	October	November	December	January	February	March	Total
					(7)								
April 2011 - March 2012	2,510	2,600	3,578	4,331	4,464	2,765	2,312	2,701	4,178	4,719	3,742	4,444	42,344
April 2010 - March 2011	(1)	(1)	0	0	0	3,763	4,097	2,820	6,004	5,749	3,866	3,254	29,551
Increase	2,511	2,601	3,578	4,331	4,464							1,190	12,793
(Decrease)						(998)	(1,785)	(119)	(1,826)	(1,030)	(124)		

Kentucky Utilities Company

Case No. 2012-00221

Comparison of Kentucky Jurisdiction Test Year Account Balances
With Those of the Preceding Year

"000 Omitted"

Account 440119 Residential Customer Charge Revenues	April	May	June	July	August	September	October	November	December	January	February	March	Total
April 2011 - March 2012	3,547	3,565	3,556	3,552	3,563	3,549	3,545	3,543	3,546	3,559	3,548	3,552	42,625
April 2010 - March 2011	1,994	2,201	2,061	2,106	3,361	3,563	3,562	3,564	3,568	3,578	3,568	3,566	36,692
Increase	1,553	1,364	1,495	1,446	202								5,933
(Decrease)						(14)	(17)	(21)	(22)	(19)	(20)	(14)	

Account 442101 Small Commercial DSM Revenues	April	May	June	July	August	September	October	November	December	January	February	March	Total
	(1)		(1)							(2)			
April 2011 - March 2012	233	267	265	356	423	291	260	232	427	214	199	288	3,455
April 2010 - March 2011	171	149	97	175	0	110	76	47	69	142	109	228	1,373
Increase	62	118	168	181	423	181	184	185	358	72	90	60	2,082
(Decrease)													

Account 442102 Small Commercial Energy Revenues (Non-Fuel)	April	May	June	July	August	September	October	November	December	January	February	March	Total
					(7)								
April 2011 - March 2012	5,152	5,626	6,648	7,736	7,725	5,597	5,784	5,543	6,098	6,585	6,137	5,596	74,227
April 2010 - March 2011	5,790	6,717	8,122	8,066	9,145	5,450	4,527	5,268	7,696	7,967	6,451	6,217	81,416
Increase						147	1,257	275					
(Decrease)	(638)	(1,091)	(1,474)	(330)	(1,420)				(1,598)	(1,382)	(314)	(621)	(7,189)

Kentucky Utilities Company

Case No. 2012-00221

Comparison of Kentucky Jurisdiction Test Year Account Balances
With Those of the Preceding Year

"000 Omitted"

Account 442103 Small Commercial Energy Fuel Revenues	April	May	June	July	August	September	October	November	December	January	February	March	Total
April 2011 - March 2012	3,605	3,926	4,566	5,310	5,176	3,814	3,956	3,797	4,215	4,607	4,314	3,887	51,173
April 2010 - March 2011	3,830	4,169	5,115	5,073	5,025	4,308	3,571	3,680	5,355	5,628	4,407	4,364	54,525
Increase				237	151		385	117					
(Decrease)	(225)	(243)	(549)			(494)			(1,140)	(1,021)	(93)	(477)	(3,352)

Account 442104 Small Commercial FAC Revenues	April	May	June	July	August	September	October	November	December	January	February	March	Total
	(3)	(3)	(3)	(3)	(3)	(3)	(3)	(3)	(3)	(3)	(3)	(3)	
April 2011 - March 2012	47	240	156	669	489	163	(321)	(143)	(44)	(2)	45	75	1,374
April 2010 - March 2011	(193)	353	777	770	567	(9)	(167)	(232)	(138)	13	(200)	(68)	1,473
Increase	240					172		89	94		245	143	
(Decrease)		(113)	(621)	(101)	(78)		(154)			(15)			(99)

Account 442111 Small Commercial ECR Revenues	April	May	June	July	August	September	October	November	December	January	February	March	Total
April 2011 - March 2012	453	532	435	172	342	823	502	441	517	359	660	300	5,536
April 2010 - March 2011	1,308	474	324	280	18	727	642	166	(40)	242	424	506	5,071
Increase		58	111		324	96		275	557	117	236		465
(Decrease)	(855)			(108)			(140)					(206)	

Kentucky Utilities Company

Case No. 2012-00221

Comparison of Kentucky Jurisdiction Test Year Account Balances
With Those of the Preceding Year

"000 Omitted"

Account 442116 Small Commercial Demand ECR Revenues	April	May	June	July	August (7)	September	October	November	December	January	February	March	Total
April 2011 - March 2012	182	210	198	248	210	176	213	219	199	176	143	246	2,420
April 2010 - March 2011	0	0	0	0	0	191	265	177	159	217	159	189	1,357
Increase	182	210	198	248	210			42	40			57	1,063
(Decrease)						(15)	(52)			(41)	(16)		

Account 442117 Small Commercial Energy ECR Revenues	April	May	June	July	August (7)	September	October	November	December	January	February	March	Total
April 2011 - March 2012	915	989	1,172	1,383	1,378	1,005	1,018	970	1,096	1,193	1,087	2,137	14,343
April 2010 - March 2011	0	0	0	0	0	1,278	1,517	930	1,389	1,444	1,159	1,106	8,823
Increase	915	989	1,172	1,383	1,378			40				1,031	5,520
(Decrease)						(273)	(499)		(293)	(251)	(72)		

Account 442118 Small Commercial Demand Charge Revenues	April	May	June	July	August (7)	September	October	November	December	January	February	March	Total
April 2011 - March 2012	311	379	342	448	360	314	326	346	311	349	307	489	4,282
April 2010 - March 2011	493	386	403	399	473	287	169	291	270	349	266	328	4,114
Increase				49		27	157	55	41		41	161	168
(Decrease)	(182)	(7)	(61)		(113)								

Kentucky Utilities Company

Case No. 2012-00221

Comparison of Kentucky Jurisdiction Test Year Account Balances
With Those of the Preceding Year

"000 Omitted"

Account 442119 Small Commercial Customer Charge Revenues	April	May	June	July	August	September	October	November	December	January	February	March	Total
April 2011 - March 2012	1,514	1,520	1,521	1,522	1,563	1,521	1,520	1,519	1,523	1,529	1,530	1,522	18,304
April 2010 - March 2011	708	786	737	751	1,351	1,525	1,527	1,530	1,530	1,535	1,524	1,520	15,024
Increase	806	734	784	771	212						6	2	3,280
(Decrease)						(4)	(7)	(11)	(7)	(6)			

Account 442201 Large Commercial DSM Revenues	April	May	June	July	August	September	October	November	December	January	February	March	Total
	(1)		(1)							(2)			
April 2011 - March 2012	59	71	67	84	92	66	62	54	87	37	35	108	822
April 2010 - March 2011	60	70	29	80	(8)	52	33	21	24	22	23	71	477
Increase		1	38	4	100	14	29	33	63	15	12	37	345
(Decrease)	(1)												

Account 442202 Large Commercial Energy Revenues (Non-Fuel)	April	May	June	July	August	September	October	November	December	January	February	March	Total
					(7)								
April 2011 - March 2012	1,379	1,575	1,819	1,779	1,658	1,293	1,422	1,331	1,326	1,325	1,304	1,401	17,612
April 2010 - March 2011	1,073	1,298	1,436	1,558	2,098	1,180	1,193	1,336	1,705	1,558	1,324	1,430	17,189
Increase	306	277	383	221		113	229						423
(Decrease)					(440)			(5)	(379)	(233)	(20)	(29)	

Kentucky Utilities Company

Case No. 2012-00221

Comparison of Kentucky Jurisdiction Test Year Account Balances
With Those of the Preceding Year

"000 Omitted"

Account 442203 Large Commercial Energy Fuel Revenues	April	May	June	July	August	September	October	November	December	January	February	March	Total
April 2011 - March 2012	4,691	5,326	5,447	6,058	5,185	4,065	4,630	4,246	4,155	3,987	4,004	4,368	56,162
April 2010 - March 2011	4,816	5,578	6,170	6,711	6,499	5,448	4,346	4,647	5,787	5,132	4,490	4,887	64,511
Increase							284						
(Decrease)	(125)	(252)	(723)	(653)	(1,314)	(1,383)		(401)	(1,632)	(1,145)	(486)	(519)	(8,349)

Account 442204 Large Commercial FAC Revenues	April	May	June	July	August	September	October	November	December	January	February	March	Total
	(3)	(3)	(3)	(3)	(3)	(3)	(3)	(3)	(3)	(3)	(3)	(3)	
April 2011 - March 2012	40	314	215	737	583	139	(382)	(265)	18	4	50	93	1,546
April 2010 - March 2011	(270)	502	1,002	1,032	690	(54)	(230)	(381)	(6)	(38)	(239)	(96)	1,912
Increase	310					193		116	24	42	289	189	
(Decrease)		(188)	(787)	(295)	(107)		(152)						(366)

Account 442211 Large Commercial ECR Revenues	April	May	June	July	August	September	October	November	December	January	February	March	Total
April 2011 - March 2012	455	621	404	83	239	821	486	418	289	116	507	217	4,656
April 2010 - March 2011	1,440	513	105	227	(3)	710	709	158	(227)	21	361	506	4,520
Increase		108	299		242	111		260	516	95	146		136
(Decrease)	(985)			(144)			(223)					(289)	

Kentucky Utilities Company

Case No. 2012-00221

Comparison of Kentucky Jurisdiction Test Year Account Balances
With Those of the Preceding Year

"000 Omitted"

Account 442216 Large Commercial Demand ECR Revenues	April	May	June	July	August (7)	September	October	November	December	January	February	March	Total
April 2011 - March 2012	1,151	1,297	1,154	1,349	1,025	931	1,190	1,224	945	825	1,017	1,792	13,900
April 2010 - March 2011	0	0	0	0	0	1,374	2,059	1,259	1,302	1,044	1,184	1,201	9,423
Increase	1,151	1,297	1,154	1,349	1,025							591	4,477
(Decrease)						(443)	(869)	(35)	(357)	(219)	(167)		

Account 442217 Large Commercial Energy ECR Revenues	April	May	June	July	August (7)	September	October	November	December	January	February	March	Total
April 2011 - March 2012	62	68	86	93	85	62	66	61	69	74	72	160	958
April 2010 - March 2011	0	0	0	0	0	50	79	53	81	78	58	62	461
Increase	62	68	86	93	85	12		8			14	98	497
(Decrease)							(13)		(12)	(4)			

Account 442218 Large Commercial Demand Charge Revenues	April	May	June	July	August (7)	September	October	November	December	January	February	March	Total
April 2011 - March 2012	3,915	6,155	4,918	5,681	4,351	3,933	3,523	4,076	3,167	2,766	3,400	3,744	49,629
April 2010 - March 2011	4,224	5,528	4,517	5,308	7,868	5,260	2,178	4,360	4,462	3,554	4,020	4,098	55,377
Increase		627	401	373			1,345						
(Decrease)	(309)				(3,517)	(1,327)		(284)	(1,295)	(788)	(620)	(354)	(5,748)

Kentucky Utilities Company

Case No. 2012-00221

Comparison of Kentucky Jurisdiction Test Year Account Balances
With Those of the Preceding Year

"000 Omitted"

Account 442219 Large Commercial Customer Charge Revenues	April	May	June	July	August	September	October	November	December	January	February	March	Total
April 2011 - March 2012	416	414	406	393	399	386	384	383	377	370	368	366	4,662
April 2010 - March 2011	438	483	450	458	535	470	464	451	424	436	431	423	5,463
Increase													
(Decrease)	(22)	(69)	(44)	(65)	(136)	(84)	(80)	(68)	(47)	(66)	(63)	(57)	(801)

Account 442301 Industrial DSM Revenues	April	May	June	July	August	September	October	November	December	January	February	March	Total
	(1)		(1)							(2)			
April 2011 - March 2012	8	6	11	13	19	15	13	11	20	9	9	13	147
April 2010 - March 2011	5	5	4	9	0	5	5	3	3	3	3	10	55
Increase	3	1	7	4	19	10	8	8	17	6	6	3	92
(Decrease)													

Account 442302 Industrial Energy Revenues (Non-Fuel)	April	May	June	July	August	September	October	November	December	January	February	March	Total
					(7)								
April 2011 - March 2012	3,638	3,842	4,147	3,882	4,053	3,719	3,822	4,577	3,938	4,343	3,659	4,356	47,976
April 2010 - March 2011	2,740	3,391	3,214	3,371	4,532	3,219	3,579	3,636	4,168	3,803	3,599	3,884	43,136
Increase	898	451	933	511		500	243	941		540	60	472	4,840
(Decrease)					(479)				(230)				

Kentucky Utilities Company

Case No. 2012-00221

Comparison of Kentucky Jurisdiction Test Year Account Balances
With Those of the Preceding Year

"000 Omitted"

Account 442303 Industrial Energy Fuel Revenues	April	May	June	July	August	September	October	November	December	January	February	March	Total
April 2011 - March 2012	12,800	13,632	13,163	13,796	13,537	12,836	13,653	15,126	13,366	13,898	13,717	14,291	163,815
April 2010 - March 2011	12,478	14,321	13,415	13,889	14,110	13,145	12,985	12,901	14,421	13,205	12,911	13,598	161,379
Increase	322						668	2,225		693	806	693	2,436
(Decrease)		(689)	(252)	(93)	(573)	(309)			(1,055)				

Account 442304 Industrial FAC Revenues	April	May	June	July	August	September	October	November	December	January	February	March	Total
	(3)	(3)	(3)	(3)	(3)	(3)	(3)	(3)	(3)	(3)	(3)	(3)	
April 2011 - March 2012	159	752	434	1,770	1,283	637	(1,517)	50	(281)	(86)	178	215	3,594
April 2010 - March 2011	425	1,606	2,046	1,812	1,702	149	(541)	(619)	(480)	(29)	(482)	(352)	5,237
Increase						488		669	199		660	567	
(Decrease)	(266)	(854)	(1,612)	(42)	(419)		(976)			(57)			(1,643)

Account 442311 Industrial ECR Revenues	April	May	June	July	August	September	October	November	December	January	February	March	Total
April 2011 - March 2012	918	1,188	800	375	579	1,641	1,008	1,094	839	854	1,236	424	10,956
April 2010 - March 2011	2,285	819	383	768	136	1,472	1,351	358	(215)	309	786	887	9,339
Increase		369	417		443	169		736	1,054	545	450		1,617
(Decrease)	(1,367)			(393)			(343)					(463)	

Kentucky Utilities Company

Case No. 2012-00221

Comparison of Kentucky Jurisdiction Test Year Account Balances
With Those of the Preceding Year

"000 Omitted"

Account 442316 Industrial Demand ECR Revenues	April	May	June	July	August (7)	September	October	November	December	January	February	March	Total
April 2011 - March 2012	3,122	3,677	3,322	3,849	3,427	3,114	3,652	4,197	3,351	3,634	3,261	3,001	41,607
April 2010 - March 2011	0	0	0	0	0	3,449	4,681	3,264	3,412	3,183	3,285	3,294	24,568
Increase	3,122	3,677	3,322	3,849	3,427			933		451			17,039
(Decrease)						(335)	(1,029)		(61)		(24)	(293)	

Account 442317 Industrial Energy ECR Revenues	April	May	June	July	August (7)	September	October	November	December	January	February	March	Total
April 2011 - March 2012	55	58	57	58	61	45	41	70	57	76	39	124	741
April 2010 - March 2011	0	0	0	0	0	62	77	52	67	67	49	58	432
Increase	55	58	57	58	61			18		9		66	309
(Decrease)						(17)	(36)		(10)		(10)		

Account 442318 Industrial Demand Charge Revenues	April	May	June	July	August (7)	September	October	November	December	January	February	March	Total
April 2011 - March 2012	4,956	6,682	5,932	6,948	6,261	5,383	4,204	6,828	5,109	5,626	4,721	5,977	68,627
April 2010 - March 2011	7,282	9,496	7,775	8,714	10,496	5,306	3,605	5,279	5,304	5,179	5,027	5,339	78,802
Increase						77	599	1,549		447		638	
(Decrease)	(2,326)	(2,814)	(1,843)	(1,766)	(4,235)				(195)		(306)		(10,175)

Kentucky Utilities Company

Case No. 2012-00221

Comparison of Kentucky Jurisdiction Test Year Account Balances
With Those of the Preceding Year

"000 Omitted"

Account 442319 Industrial Customer Charge Revenues	April	May	June	July	August	September	October	November	December	January	February	March	Total
April 2011 - March 2012	147	149	154	164	173	168	169	165	166	170	170	170	1,965
April 2010 - March 2011	77	87	81	85	99	135	139	136	134	136	139	143	1,391
Increase	70	62	73	79	74	33	30	29	32	34	31	27	574
(Decrease)													

Account 442602 Mine Power Energy Revenues (Non-Fuel)	April	May	June	July	August	September	October	November	December	January	February	March	Total
April 2011 - March 2012	352	367	398	267	(7)	279	342	312	360	252	317	357	3,926
April 2010 - March 2011	287	327	320	254	516	246	343	386	460	307	389	409	4,244
Increase	65	40	78	13		33							
(Decrease)					(193)		(1)	(74)	(100)	(55)	(72)	(52)	(318)

Account 442603 Mine Power Energy Fuel Revenues	April	May	June	July	August	September	October	November	December	January	February	March	Total
April 2011 - March 2012	1,151	1,250	1,098	846	1,016	799	1,081	990	1,040	883	1,023	1,130	12,307
April 2010 - March 2011	1,045	1,170	1,054	893	1,295	1,052	1,091	1,225	1,478	1,068	1,269	1,343	13,983
Increase	106	80	44										
(Decrease)				(47)	(279)	(253)	(10)	(235)	(438)	(185)	(246)	(213)	(1,676)

Kentucky Utilities Company

Case No. 2012-00221

Comparison of Kentucky Jurisdiction Test Year Account Balances
With Those of the Preceding Year

"000 Omitted"

Account 442604 Mine Power FAC Revenues	April	May	June	July	August	September	October	November	December	January	February	March	Total
	(3)	(3)	(3)	(3)	(3)	(3)	(3)	(3)	(3)	(3)	(3)	(3)	
April 2011 - March 2012	2	81	41	109	114	41	(94)	(65)	(17)	18	19	21	270
April 2010 - March 2011	(27)	96	193	151	144	(11)	(40)	(91)	(11)	(15)	(52)	19	356
Increase	29					52		26		33	71	2	
(Decrease)		(15)	(152)	(42)	(30)		(54)		(6)				(86)

Account 442611 Mine Power ECR Revenues	April	May	June	July	August	September	October	November	December	January	February	March	Total
April 2011 - March 2012	94	142	74	(8)	39	152	110	86	78	18	116	32	933
April 2010 - March 2011	439	94	(16)	(4)	0	126	163	27	(60)	(8)	94	128	983
Increase		48	90		39	26		59	138	26	22		
(Decrease)	(345)			(4)			(53)					(96)	(50)

Account 442616 Mine Power Demand ECR Revenues	April	May	June	July	August	September	October	November	December	January	February	March	Total
					(7)								
April 2011 - March 2012	452	409	394	489	302	305	384	418	408	265	381	245	4,452
April 2010 - March 2011	0	0	0	0	0	416	675	447	493	376	442	446	3,295
Increase	452	409	394	489	302								1,157
(Decrease)						(111)	(291)	(29)	(85)	(111)	(61)	(201)	

Kentucky Utilities Company

Case No. 2012-00221

Comparison of Kentucky Jurisdiction Test Year Account Balances
With Those of the Preceding Year

"000 Omitted"

Account 442617 Mine Power Energy ECR Revenues	April	May	June	July	August	September	October	November	December	January	February	March	Total
					(7)								
April 2011 - March 2012	8	6	14	11	7	11	8	6	11	1	5	14	102
April 2010 - March 2011	0	0	0	0	0	11	18	10	11	3	9	7	69
Increase	8	6	14	11	7							7	33
(Decrease)							(10)	(4)		(2)	(4)		

Account 442618 Mine Power Demand Revenues	April	May	June	July	August	September	October	November	December	January	February	March	Total
					(7)								
April 2011 - March 2012	755	745	702	856	526	548	615	648	597	439	593	621	7,645
April 2010 - March 2011	1,069	1,248	1,033	1,073	1,334	451	396	734	829	626	740	740	10,273
Increase						97	219						
(Decrease)	(314)	(503)	(331)	(217)	(808)			(86)	(232)	(187)	(147)	(119)	(2,628)

Account 442619 Mine Power Customer Charge Revenues	April	May	June	July	August	September	October	November	December	January	February	March	Total
April 2011 - March 2012	18	18	18	18	17	17	16	16	17	15	16	15	201
April 2010 - March 2011	9	8	8	6	17	19	19	19	19	18	19	19	180
Increase	9	10	10	12									21
(Decrease)						(2)	(3)	(3)	(2)	(3)	(3)	(4)	

Kentucky Utilities Company

Case No. 2012-00221

Comparison of Kentucky Jurisdiction Test Year Account Balances
With Those of the Preceding Year

"000 Omitted"

Account 444101 Street/Highway Lighting DSM Revenues	April (1)	May	June (1)	July	August	September	October	November	December	January (2)	February	March	Total
April 2011 - March 2012	1	2	0	1	1	0	0	0	1	0	0	0	6
April 2010 - March 2011	2	1	1	0	0	0	0	0	0	0	0	0	4
Increase		1		1	1				1				2
(Decrease)	(1)		(1)										

Account 444102 Street/Highway Lighting Energy Revenues (Non-Fuel)	April	May	June	July	August (7)	September	October	November	December	January	February	March	Total
April 2011 - March 2012	611	725	594	662	1,185	351	650	751	526	497	623	747	7,922
April 2010 - March 2011	596	771	678	742	844	637	676	663	761	720	715	663	8,466
Increase	15				341			88					84
(Decrease)		(46)	(84)	(80)		(286)	(26)		(235)	(223)	(92)		(544)

Account 444103 Street/Highway Lighting Energy Fuel Revenues	April	May	June	July	August	September	October	November	December	January	February	March	Total
April 2011 - March 2012	91	95	69	79	91	71	156	130	113	127	125	81	1,228
April 2010 - March 2011	113	120	104	113	119	98	95	111	139	168	146	102	1,428
Increase							61	19					
(Decrease)	(22)	(25)	(35)	(34)	(28)	(27)			(26)	(41)	(21)	(21)	(200)

Kentucky Utilities Company

Case No. 2012-00221

Comparison of Kentucky Jurisdiction Test Year Account Balances
With Those of the Preceding Year

"000 Omitted"

Account 444104 Street/Highway Lighting FAC Revenues	April	May	June	July	August	September	October	November	December	January	February	March	Total
	(3)	(3)	(3)	(3)	(3)	(3)	(3)	(3)	(3)	(3)	(3)	(3)	
April 2011 - March 2012	(5)	7	0	5	17	(4)	(2)	(10)	13	(19)	9	4	15
April 2010 - March 2011	60	(6)	14	9	9	5	(7)	(11)	16	(5)	(16)	(54)	14
Increase		13			8		5	1			25	58	1
(Decrease)	(65)		(14)	(4)		(9)			(3)	(14)			

Account 444111 Street/Highway Lighting ECR Revenues	April	May	June	July	August	September	October	November	December	January	February	March	Total
April 2011 - March 2012	12	37	18	(3)	36	42	43	31	33	4	38	(3)	288
April 2010 - March 2011	129	10	(16)	27	6	42	61	1	(16)	10	27	53	334
Increase		27	34		30			30	49		11		
(Decrease)	(117)			(30)			(18)			(6)		(56)	(46)

Account 444117 Street/Highway Lighting Energy ECR Revenues	April	May	June	July	August	September	October	November	December	January	February	March	Total
					(7)								
April 2011 - March 2012	73	71	71	70	71	70	70	70	70	71	70	84	861
April 2010 - March 2011	0	0	0	0	0	77	78	77	77	80	78	76	543
Increase	73	71	71	70	71							8	318
(Decrease)						(7)	(8)	(7)	(7)	(9)	(8)		

Kentucky Utilities Company

Case No. 2012-00221

Comparison of Kentucky Jurisdiction Test Year Account Balances
With Those of the Preceding Year

"000 Omitted"

Account 444118 Street/Highway Lighting Demand Revenues	April	May	June	July	August	September	October	November	December	January	February	March	Total
					(7)								
April 2011 - March 2012	0	0	0	0	0	0	0	0	0	0	0	0	0
April 2010 - March 2011	13	17	17	16	29	(19)	0	0	0	0	16	0	89
Increase						19							
(Decrease)	(13)	(17)	(17)	(16)	(29)						(16)		(89)

Account 444119 Street/Highway Lighting Customer Charge Revenues	April	May	June	July	August	September	October	November	December	January	February	March	Total
April 2011 - March 2012	10	10	9	9	10	8	8	8	8	8	8	8	104
April 2010 - March 2011	9	9	10	8	13	11	12	12	12	11	12	10	129
Increase	1	1		1									
(Decrease)			(1)		(3)	(3)	(4)	(4)	(4)	(3)	(4)	(2)	(25)

Account 445101 Public Authorities DSM Revenues	April	May	June	July	August	September	October	November	December	January	February	March	Total
	(1)		(1)							(2)			
April 2011 - March 2012	43	61	45	72	91	64	58	57	74	37	35	64	701
April 2010 - March 2011	33	35	15	36	13	37	29	14	36	17	23	62	350
Increase	10	26	30	36	78	27	29	43	38	20	12	2	351
(Decrease)													

Kentucky Utilities Company

Case No. 2012-00221

Comparison of Kentucky Jurisdiction Test Year Account Balances
With Those of the Preceding Year

"000 Omitted"

Account 445102 Public Authorities Energy Revenues (Non-Fuel)	April	May	June	July	August (7)	September	October	November	December	January	February	March	Total
April 2011 - March 2012	1,467	1,801	1,651	2,050	2,200	1,758	1,775	1,920	1,130	1,802	1,783	1,635	20,972
April 2010 - March 2011	1,287	1,549	1,663	1,628	2,390	1,411	1,238	1,037	1,997	1,849	1,584	1,762	19,395
Increase	180	252		422		347	537	883			199		1,577
(Decrease)			(12)		(190)				(867)	(47)		(127)	

Account 445103 Public Authorities Energy Fuel Revenues	April	May	June	July	August	September	October	November	December	January	February	March	Total
April 2011 - March 2012	2,931	3,424	3,010	4,762	4,268	3,412	3,446	3,065	2,625	3,129	3,122	3,198	40,392
April 2010 - March 2011	3,028	3,620	3,950	3,973	4,228	3,577	2,978	2,177	4,283	3,413	3,045	3,268	41,540
Increase				789	40		468	888			77		
(Decrease)	(97)	(196)	(940)			(165)			(1,658)	(284)		(70)	(1,148)

Account 445104 Public Authorities FAC Revenues	April (3)	May (3)	June (3)	July (3)	August (3)	September (3)	October (3)	November (3)	December (3)	January (3)	February (3)	March (3)	Total
April 2011 - March 2012	13	155	57	479	426	116	(235)	(117)	47	(139)	82	61	945
April 2010 - March 2011	243	173	589	514	469	24	(51)	(333)	117	(86)	(158)	(533)	968
Increase						92		216			240	594	
(Decrease)	(230)	(18)	(532)	(35)	(43)		(184)		(70)	(53)			(23)

Kentucky Utilities Company

Case No. 2012-00221

Comparison of Kentucky Jurisdiction Test Year Account Balances
With Those of the Preceding Year

"000 Omitted"

Account 445111 Public Authorities ECR Revenues	April	May	June	July	August	September	October	November	December	January	February	March	Total
April 2011 - March 2012	235	360	204	143	250	540	345	297	192	173	401	122	3,262
April 2010 - March 2011	825	280	108	180	53	452	529	(28)	(33)	69	230	315	2,980
Increase		80	96		197	88		325	225	104	171		282
(Decrease)	(590)			(37)			(184)					(193)	

Account 445112 Public Authorities MSR Revenues	April	May	June	July	August	September	October	November	December	January	February	March	Total
April 2011 - March 2012	1	0	0	0	0	0	0	0	0	0	0	0	1
April 2010 - March 2011	0	0	0	0	0	0	0	0	0	0	0	0	0
Increase	1												1
(Decrease)													

Account 445116 Public Authorities Demand ECR Revenues	April	May	June	July	August	September	October	November	December	January	February	March	Total
April 2011 - March 2012	690	757	631	1,182	846	742	786	695	614	665	702	929	9,239
April 2010 - March 2011	0	0	0	0	0	827	1,190	550	1,039	515	642	749	5,512
Increase	690	757	631	1,182	846			145		150	60	180	3,727
(Decrease)						(85)	(404)		(425)				

Kentucky Utilities Company

Case No. 2012-00221

Comparison of Kentucky Jurisdiction Test Year Account Balances
With Those of the Preceding Year

"000 Omitted"

Account 445117 Public Authorities Energy ECR Revenues	April	May	June	July	August (7)	September	October	November	December	January	February	March	Total
April 2011 - March 2012	168	230	169	166	258	200	205	273	103	241	234	327	2,574
April 2010 - March 2011	0	0	0	0	0	187	273	125	223	262	205	217	1,492
Increase	168	230	169	166	258	13		148			29	110	1,082
(Decrease)							(68)		(120)	(21)			

Account 445118 Public Authorities Demand Charge Revenues	April	May	June	July	August (7)	September	October	November	December	January	February	March	Total
April 2011 - March 2012	1,725	2,737	1,922	2,782	2,812	2,405	1,876	2,294	982	1,653	1,731	1,807	24,726
April 2010 - March 2011	2,266	2,995	2,536	2,364	3,902	2,359	1,291	1,472	2,187	1,634	1,642	1,952	26,600
Increase				418		46	585	822		19	89		
(Decrease)	(541)	(258)	(614)		(1,090)				(1,205)			(145)	(1,874)

Account 445119 Public Authorities Customer Charge Revenues	April	May	June	July	August	September	October	November	December	January	February	March	Total
April 2011 - March 2012	228	229	236	230	272	234	238	234	234	235	236	242	2,848
April 2010 - March 2011	135	151	149	142	202	219	219	221	216	216	211	232	2,313
Increase	93	78	87	88	70	15	19	13	18	19	25	10	535
(Decrease)													

Kentucky Utilities Company

Case No. 2012-00221

Comparison of Kentucky Jurisdiction Test Year Account Balances
With Those of the Preceding Year

"000 Omitted"

Account 445301 Municipal Pumping DSM Revenues	April (1)	May	June (1)	July	August	September	October	November	December	January (2)	February	March	Total
April 2011 - March 2012	4	4	4	5	4	6	3	3	6	4	3	3	49
April 2010 - March 2011	3	3	1	3	(1)	2	2	1	1	2	2	4	23
Increase	1	1	3	2	5	4	1	2	5	2	1		26
(Decrease)												(1)	

Account 445302 Municipal Pumping Energy Revenues (Non-Fuel)	April	May	June	July	August (7)	September	October	November	December	January	February	March	Total
April 2011 - March 2012	77	90	94	86	102	74	80	75	82	95	80	85	1,020
April 2010 - March 2011	86	79	93	85	110	62	64	80	102	101	86	95	1,043
Increase		11	1	1		12	16						
(Decrease)	(9)				(8)			(5)	(20)	(6)	(6)	(10)	(23)

Account 445303 Municipal Pumping Energy Fuel Revenues	April	May	June	July	August	September	October	November	December	January	February	March	Total
April 2011 - March 2012	135	156	151	157	163	121	141	131	143	161	134	149	1,742
April 2010 - March 2011	153	148	158	152	158	145	130	141	179	162	142	152	1,820
Increase		8		5	5		11						
(Decrease)	(18)		(7)			(24)		(10)	(36)	(1)	(8)	(3)	(78)

Kentucky Utilities Company

Case No. 2012-00221

Comparison of Kentucky Jurisdiction Test Year Account Balances
With Those of the Preceding Year

"000 Omitted"

Account 445304 Municipal Pumping FAC Revenues	April	May	June	July	August	September	October	November	December	January	February	March	Total
	(3)	(3)	(3)	(3)	(3)	(3)	(3)	(3)	(3)	(3)	(3)	(3)	
April 2011 - March 2012	2	8	4	18	17	3	(11)	(7)	2	(5)	4	3	38
April 2010 - March 2011	7	10	25	23	15	1	(6)	(11)	2	(2)	(7)	(17)	40
Increase					2	2		4			11	20	
(Decrease)	(5)	(2)	(21)	(5)			(5)			(3)			(2)

Account 445311 Municipal Pumping ECR Revenues	April	May	June	July	August	September	October	November	December	January	February	March	Total
April 2011 - March 2012	12	17	11	4	10	22	15	11	13	7	18	5	145
April 2010 - March 2011	46	12	1	5	0	20	20	4	(7)	2	12	17	132
Increase		5	10		10	2		7	20	5	6		13
(Decrease)	(34)			(1)			(5)					(12)	

Account 445316 Municipal Pumping Demand ECR Revenues	April	May	June	July	August	September	October	November	December	January	February	March	Total
					(7)								
April 2011 - March 2012	23	26	24	27	26	17	25	23	23	20	25	39	298
April 2010 - March 2011	0	0	0	0	0	25	39	25	28	20	26	26	189
Increase	23	26	24	27	26							13	109
(Decrease)						(8)	(14)	(2)	(5)		(1)		

Kentucky Utilities Company

Case No. 2012-00221

Comparison of Kentucky Jurisdiction Test Year Account Balances
With Those of the Preceding Year

"000 Omitted"

Account 445317 Municipal Pumping Energy ECR Revenues	April	May	June	July	August (7)	September	October	November	December	January	February	March	Total
April 2011 - March 2012	8	12	12	12	13	10	10	10	12	12	11	24	146
April 2010 - March 2011	0	0	0	0	0	11	16	9	13	13	13	14	89
Increase	8	12	12	12	13			1				10	57
(Decrease)						(1)	(6)		(1)	(1)	(2)		

Account 445318 Municipal Pumping Demand Charge Revenues	April	May	June	July	August (7)	September	October	November	December	January	February	March	Total
April 2011 - March 2012	82	129	111	119	120	81	80	80	82	75	89	85	1,133
April 2010 - March 2011	94	109	104	91	141	111	52	89	98	72	93	93	1,147
Increase		20	7	28			28			3			
(Decrease)	(12)				(21)	(30)		(9)	(16)		(4)	(8)	(14)

Account 445319 Municipal Pumping Customer Charge Revenues	April	May	June	July	August	September	October	November	December	January	February	March	Total
April 2011 - March 2012	11	11	11	11	12	11	11	11	11	11	11	11	133
April 2010 - March 2011	8	8	7	7	11	11	11	11	11	11	11	11	118
Increase	3	3	4	4	1								15
(Decrease)													

Kentucky Utilities Company

Case No. 2012-00221

Comparison of Kentucky Jurisdiction Test Year Account Balances
With Those of the Preceding Year

"000 Omitted"

Account 447005 Intercompany Sales for Resale	April	May	June	July	August	September	October	November	December	January	February	March	Total
April 2011 - March 2012	948	2,538	2,120	2,269	1,338	2,445	4,181	1,932	3,323	2,639	403	543	24,679
April 2010 - March 2011	602	1,104	171	620	527	526	975	1,131	984	3,276	3,475	2,910	16,301
Increase	346	1,434	1,949	1,649	811	1,919	3,206	801	2,339				8,378
(Decrease)										(637)	(3,072)	(2,367)	

Account 447006 Intercompany Sales Native Load	April	May	June	July	August	September	October	November	December	January	February	March	Total
April 2011 - March 2012	0	231	851	326	166	0	55	0	0	1	2	9	1,641
April 2010 - March 2011	1	28	196	13	0	0	0	0	0	0	16	0	254
Increase		203	655	313	166		55			1		9	1,387
(Decrease)	(1)										(14)		

Account 447016 Sales for Resale- MISO Day 2	April	May	June	July	August	September	October	November	December	January	February	March	Total
April 2011 - March 2012	(55)	0	0	0	0	0	0	0	0	0	0	0	(55)
April 2010 - March 2011	1	1	0	(1)	0	0	0	0	0	0	45	9	55
Increase				1									
(Decrease)	(56)	(1)									(45)	(9)	(110)

Kentucky Utilities Company

Case No. 2012-00221

Comparison of Kentucky Jurisdiction Test Year Account Balances
With Those of the Preceding Year

"000 Omitted"

Account 447050 Sales for Resale - Energy	April	May	June	July	August	September	October	November	December	January	February	March	Total
April 2011 - March 2012	54	585	1,155	614	229	14	1,127	116	23	10	4	5	3,936
April 2010 - March 2011	22	107	8	(38)	0	5	0	0	0	16	364	66	550
Increase	32	478	1,147	652	229	9	1,127	116	23				3,386
(Decrease)										(6)	(360)	(61)	

Account 447110 Settled Swap Revenue	April	May	June	July	August	September	October	November	December	January	February	March	Total
April 2011 - March 2012	0	32	88	(1)	45	0	41	7	0	0	0	0	212
April 2010 - March 2011	0	10	3	0	0	2	0	0	0	0	17	3	35
Increase		22	85		45		41	7					177
(Decrease)				(1)		(2)					(17)	(3)	

Account 447210 Settled Swap Expense	April	May	June	July	August	September	October	November	December	January	February	March	Total
April 2011 - March 2012	0	(137)	(218)	(46)	(88)	(1)	(53)	(9)	0	0	0	0	(552)
April 2010 - March 2011	1	(4)	(1)	0	0	(2)	0	0	0	0	(21)	(2)	(29)
Increase						1					21	2	
(Decrease)	(1)	(133)	(217)	(46)	(88)		(53)	(9)					(523)

Kentucky Utilities Company

Case No. 2012-00221

Comparison of Kentucky Jurisdiction Test Year Account Balances
With Those of the Preceding Year

"000 Omitted"

Account 447302 Sales to Municipals Energy Revenues (Non-Fuel)	April	May	June	July	August	September	October	November	December	January	February	March	Total
April 2011 - March 2012	525	586	680	802	757	580	553	557	627	669	606	570	7,512
April 2010 - March 2011	359	412	508	778	807	637	673	493	252	558	598	596	6,671
Increase	166	174	172	24				64	375	111	8		841
(Decrease)					(50)	(57)	(120)					(26)	

Account 447303 Sales to Municipals Energy Fuel Revenues	April	May	June	July	August	September	October	November	December	January	February	March	Total
April 2011 - March 2012	3,248	3,637	4,208	4,908	4,638	3,548	3,388	3,410	3,841	4,095	3,711	3,490	46,122
April 2010 - March 2011	3,264	3,757	4,634	4,871	4,951	3,947	3,200	3,597	4,387	4,695	3,708	3,694	48,705
Increase				37			188				3		
(Decrease)	(16)	(120)	(426)		(313)	(399)		(187)	(546)	(600)		(204)	(2,583)

Account 447304 Sales to Municipals FAC Revenues	April	May	June	July	August	September	October	November	December	January	February	March	Total
April 2011 - March 2012	(3)	(3)	(3)	(3)	(3)	(3)	(3)	(3)	(3)	(3)	(3)	(3)	
April 2011 - March 2012	351	469	893	638	1,173	532	259	(606)	488	230	349	409	5,185
April 2010 - March 2011	367	142	1,235	2,197	990	749	319	(748)	16	1,274	(50)	276	6,767
Increase		327			183			142	472		399	133	
(Decrease)	(16)		(342)	(1,559)		(217)	(60)			(1,044)			(1,582)

Kentucky Utilities Company

Case No. 2012-00221

Comparison of Kentucky Jurisdiction Test Year Account Balances
With Those of the Preceding Year

"000 Omitted"

Account 447318 Sales to Municipals Demand Charge Revenues	April	May	June	July	August	September	October	November	December	January	February	March	Total
April 2011 - March 2012	3,126	4,047	4,727	4,262	4,120	3,781	2,661	2,857	3,067	3,340	3,127	2,871	41,986
April 2010 - March 2011	2,696	3,344	3,708	4,722	5,116	4,495	166	2,956	4,052	3,915	3,598	3,193	41,961
Increase	430	703	1,019				2,495						25
(Decrease)				(460)	(996)	(714)		(99)	(985)	(575)	(471)	(322)	

Account 447319 Sales to Municipals Customer Charge Revenues	April	May	June	July	August	September	October	November	December	January	February	March	Total
April 2011 - March 2012	1	0	0	0	0	261	26	26	26	26	26	17	409
April 2010 - March 2011	0	0	0	0	0	0	0	0	0	0	0	0	0
Increase	1					261	26	26	26	26	26	17	409
(Decrease)													

Kentucky Utilities Company

Case No. 2012-00221

Comparison of Kentucky Jurisdiction Test Year Account Balances
With Those of the Preceding Year

"000 Omitted"

Account 450001 Forfeited Disc/Late Payment Charges-Electric	April	May	June	July	August	September	October	November	December	January	February	March	Total
April 2011 - March 2012	536	459	559	604	692	751	525	454	427	587	647	670	6,911
April 2010 - March 2011	787	447	572	972	798	1,097	762	514	759	879	869	701	9,157
Increase		12											
(Decrease)	(251)		(13)	(368)	(106)	(346)	(237)	(60)	(332)	(292)	(222)	(31)	(2,246)

Account 450002 Forfeited Disc/Late Payment Charges-Municipals	April	May	June	July	August	September	October	November	December	January	February	March	Total
April 2011 - March 2012	1	0	0	0	0	0	0	0	0	0	0	0	1
April 2010 - March 2011	0	0	0	0	0	0	0	0	0	0	0	0	0
Increase	1												1
(Decrease)													

Account 451001 Reconnect Charges-Elec.	April	May	June	July	August	September	October	November	December	January	February	March	Total
April 2011 - March 2012	151	151	114	99	163	162	152	134	124	120	143	147	1,660
April 2010 - March 2011	158	75	71	144	125	190	197	134	50	99	124	165	1,532
Increase		76	43		38				74	21	19		128
(Decrease)	(7)			(45)		(28)	(45)					(18)	

Kentucky Utilities Company

Case No. 2012-00221

Comparison of Kentucky Jurisdiction Test Year Account Balances
With Those of the Preceding Year

"000 Omitted"

Account 451002 Temp. Service Charges-Electric	April	May	June	July	August	September	October	November	December	January	February	March	Total
April 2011 - March 2012	3	3	5	4	6	3	4	3	3	3	3	3	43
April 2010 - March 2011	3	5	5	5	5	7	6	5	3	3	2	5	54
Increase					1						1		
(Decrease)		(2)		(1)		(4)	(2)	(2)				(2)	(11)

Account 451004 Other Service Revenues-Electric	April	May	June	July	August	September	October	November	December	January	February	March	Total
April 2011 - March 2012	56	55	55	55	55	52	55	55	55	10	1	0	504
April 2010 - March 2011	55	56	56	56	56	56	56	55	56	59	54	56	671
Increase	1												
(Decrease)		(1)	(1)	(1)	(1)	(4)	(1)		(1)	(49)	(53)	(56)	(167)

Account 454001 CATV Attachment Rentals	April	May	June	July	August	September	October	November	December	January	February	March	Total
April 2011 - March 2012	325	58	59	59	68	146	28	56	61	90	55	62	1,067
April 2010 - March 2011	35	43	34	36	35	35	35	35	35	35	35	35	428
Increase	290	15	25	23	33	111		21	26	55	20	27	639
(Decrease)							(7)						

Kentucky Utilities Company

Case No. 2012-00221

Comparison of Kentucky Jurisdiction Test Year Account Balances
With Those of the Preceding Year

"000 Omitted"

Account 454002 Other Rent from Electric Property	April	May	June	July	August	September	October	November	December	January	February	March	Total
April 2011 - March 2012	9	9	(14)	59	(16)	9	8	11	13	9	20	16	133
April 2010 - March 2011	9	9	19	9	8	10	10	10	8	9	9	9	119
Increase				50				1	5		11	7	14
(Decrease)			(33)		(24)	(1)	(2)						

Account 454003 Rent from Fiber Optics	April	May	June	July	August	September	October	November	December	January	February	March	Total
April 2011 - March 2012	66	7	23	41	0	13	5	10	(289)	6	2	2	(114)
April 2010 - March 2011	0	0	115	239	(34)	37	12	16	5	20	6	6	422
Increase	66	7			34								
(Decrease)			(92)	(198)		(24)	(7)	(6)	(294)	(14)	(4)	(4)	(536)

Account 454006 Facility Charges	April	May	June	July	August	September	October	November	December	January	February	March	Total
April 2011 - March 2012	66	64	67	59	109	84	83	83	80	113	118	121	1,047
April 2010 - March 2011	0	0	0	0	0	0	0	0	0	0	29	(29)	0
Increase	66	64	67	59	109	84	83	83	80	113	89	150	1,047
(Decrease)													

Kentucky Utilities Company

Case No. 2012-00221

Comparison of Kentucky Jurisdiction Test Year Account Balances
With Those of the Preceding Year

"000 Omitted"

Account 454900 I/C Joint Use Rent Revenue - Electric - Indirect	April	May	June	July	August	September	October	November	December	January	February	March	Total
April 2011 - March 2012	0	0	0	0	0	0	0	0	0	0	0	21	21
April 2010 - March 2011	0	0	0	0	0	0	0	0	0	0	0	0	0
Increase												21	21
(Decrease)													

Account 456003 Comp Tax Remit - Electric	April	May	June	July	August	September	October	November	December	January	February	March	Total
April 2011 - March 2012	1	1	1	1	1	2	2	2	0	2	2	2	17
April 2010 - March 2011	1	1	1	(2)	1	1	2	2	2	2	2	2	15
Increase				3		1							2
(Decrease)									(2)				

Account 456007 Return Check Charge-Electric	April	May	June	July	August	September	October	November	December	January	February	March	Total
April 2011 - March 2012	11	12	8	10	14	13	12	10	10	12	10	9	131
April 2010 - March 2011	14	10	11	12	16	14	14	12	10	13	10	12	148
Increase		2											
(Decrease)	(3)		(3)	(2)	(2)	(1)	(2)	(2)		(1)		(3)	(17)

Kentucky Utilities Company

Case No. 2012-00221

Comparison of Kentucky Jurisdiction Test Year Account Balances
With Those of the Preceding Year

"000 Omitted"

Account 456008 Other Miscellaneous Electric Revenues	April	May	June	July	August	September	October	November	December	January	February	March	Total
April 2011 - March 2012	10	2	2	1	1	2	1	1	0	1	1	1	23
April 2010 - March 2011	(101)	229	(235)	14	(4)	(5)	23	(3)	(31)	(9)	1	1	(120)
Increase	111		237		5	7		4	31	10			143
(Decrease)		(227)		(13)			(22)						

Account 456028 Excess Facilities Charges - NRB Elect Rev	April	May	June	July	August	September	October	November	December	January	February	March	Total
April 2011 - March 2012	(1)	2	2	1	2	1	1	1	1	1	1	2	14
April 2010 - March 2011	63	60	64	63	38	73	64	59	65	65	62	62	738
Increase													
(Decrease)	(64)	(58)	(62)	(62)	(36)	(72)	(63)	(58)	(64)	(64)	(61)	(60)	(724)

Account 456030 Forfeited Refundable Advances	April	May	June	July	August	September	October	November	December	January	February	March	Total
April 2011 - March 2012	(1)	0	(4)	5	(87)	55	3	6	8	7	4	0	(4)
April 2010 - March 2011	74	177	3	2	0	0	185	0	0	0	0	1	442
Increase				3		55		6	8	7	4		
(Decrease)	(75)	(177)	(7)		(87)		(182)					(1)	(446)

Kentucky Utilities Company

Case No. 2012-00221

Comparison of Kentucky Jurisdiction Test Year Account Balances
With Those of the Preceding Year

"000 Omitted"

Account 456109 Native Load Transmission of Electric Energy-3rd Party	April	May	June	July	August	September	October	November	December	January	February	March	Total
April 2011 - March 2012	655	931	938	1,130	1,038	1,223	790	912	971	1,079	885	722	11,274
April 2010 - March 2011	331	451	3	646	626	669	2,572	700	842	897	909	708	9,354
Increase	324	480	935	484	412	554		212	129	182		14	1,920
(Decrease)							(1,782)				(24)		

Account 456114 Intercompany Transmission Revenue - Retail Sourcing OSS	April	May	June	July	August	September	October	November	December	January	February	March	Total
April 2011 - March 2012	66	248	231	262	137	253	455	423	306	224	96	77	2,778
April 2010 - March 2011	75	126	60	23	22	73	110	127	110	310	251	275	1,562
Increase		122	171	239	115	180	345	296	196				1,216
(Decrease)	(9)									(86)	(155)	(198)	

Account 456116 Intercompany Transmission Revenue-Municipals	April	May	June	July	August	September	October	November	December	January	February	March	Total
April 2011 - March 2012	0	0	0	0	0	0	0	0	0	0	0	0	0
April 2010 - March 2011	181	213	109	275	317	152	(1,891)	0	0	0	0	0	(644)
Increase							1,891						644
(Decrease)	(181)	(213)	(109)	(275)	(317)	(152)							

Kentucky Utilities Company

Case No. 2012-00221

Comparison of Kentucky Jurisdiction Test Year Account Balances
With Those of the Preceding Year

"000 Omitted"

Account 456118 Intracompany Transmission Revenue-Native Load	April	May	June	July	August	September	October	November	December	January	February	March	Total
April 2011 - March 2012	120	80	111	80	41	52	21	23	21	21	21	48	639
April 2010 - March 2011	(1)	0	0	0	0	0	1,050	29	126	19	39	57	1,319
Increase	121	80	111	80	41	52				2			
(Decrease)							(1,029)	(6)	(105)		(18)	(9)	(680)

Account 456119 Intracompany Transmission Revenue-Retail Sourcing OSS	April	May	June	July	August	September	October	November	December	January	February	March	Total
April 2011 - March 2012	0	25	57	33	13	1	65	6	1	1	1	0	203
April 2010 - March 2011	0	0	0	0	0	0	8	0	0	1	16	4	29
Increase		25	57	33	13	1	57	6	1				174
(Decrease)											(15)	(4)	

Account 456124 I/C Transmission Retail Revenue Native Load	April	May	June	July	August	September	October	November	December	January	February	March	Total
April 2011 - March 2012	2	1	11	2	25	0	0	0	0	0	0	11	52
April 2010 - March 2011	67	82	133	204	209	87	(1,027)	1	7	0	0	0	(237)
Increase							1,027						289
(Decrease)	(65)	(81)	(122)	(202)	(184)	(87)		(1)	(7)				

Kentucky Utilities Company

Case No. 2012-00221

Comparison of Kentucky Jurisdiction Test Year Account Balances
With Those of the Preceding Year

"000 Omitted"

Account 456198 Intracompany Transmission Revenue Elimination - Native Load	April	May	June	July	August	September	October	November	December	January	February	March	Total
April 2011 - March 2012	(120)	(80)	(111)	(80)	(41)	(52)	(21)	(23)	(21)	(21)	(21)	(48)	(639)
April 2010 - March 2011	1	0	0	0	0	0	(1,050)	(29)	(126)	(19)	(39)	(57)	(1,319)
Increase							1,029	6	105		18	9	680
(Decrease)	(121)	(80)	(111)	(80)	(41)	(52)				(2)			

Account 456199 Intracompany Transmission Revenue Elimination OSS	April	May	June	July	August	September	October	November	December	January	February	March	Total
April 2011 - March 2012	1	(26)	(57)	(33)	(13)	(1)	(65)	(6)	(1)	(1)	(1)	0	(203)
April 2010 - March 2011	0	0	0	0	0	0	(8)	0	0	(1)	(16)	(4)	(29)
Increase	1										15	4	
(Decrease)		(26)	(57)	(33)	(13)	(1)	(57)	(6)	(1)				(174)

Kentucky Utilities Company

Case No. 2012-00221

Comparison of Kentucky Jurisdiction Test Year Account Balances
With Those of the Preceding Year

"000 Omitted"

- (1) During the period from April 2010 through March 2012, the Demand Side Management (DSM) Balance Adjustment (DBA) component of the DSM Cost Recovery mechanism was adjusted effective on a bills rendered basis as of April 2010, April 2011 and June 2011 (per Kentucky Public Service Commission (KPSC) Order in Case No. 2000-00459 and reaffirmed in KPSC Order in Case No. 2011-00134). The months the full impact was included in the accounts was April 2010, April 2011 and June 2011, respectively.
- (2) During the period from April 2010 through March 2012, the DSM Cost Recovery Component of the DSM Cost Recovery mechanism was adjusted effective with bills rendered and first full month of impact in January 2011 (per KPSC approved tariff) and January 2012 (per KPSC Order in Case No. 2011-00134).
- (3) During the period from April 2010 through March 2012, the Fuel Adjustment Factor associated with the Fuel Adjustment Clause (FAC) was adjusted monthly in compliance with 807 KAR 5:056.
- (4) During the period from April 2010 through March 2012, base fuel costs were adjusted as a result of a transfer (roll-in) from the FAC. This adjustment was effective with bills rendered and the first full month of impact in July 2011 (per KPSC Order in Case No. 2010-00492).
- (5) During the period from April 2010 through March 2012, the Environmental Surcharge associated with the Environmental Cost Recovery (ECR) mechanism was adjusted monthly with bills rendered in compliance with KRS 278.183(3).
- (6) During the period from March 2010 through March 2012, base rates were adjusted as a result of a transfer (roll-in) from the Environmental Surcharge. This adjustment was effective with the bills rendered and the first full month of impact in March 2012 (per KPSC Order in Case No. 2011-00231).
- (7) The Demand ECR Revenues and Energy ECR Revenues were broken out into separate accounts in August 2010. Prior to this date, the activity was recorded in Energy Revenues (Non-Fuel) and Demand Charge Revenues, respectively.

KENTUCKY UTILITIES COMPANY

CASE NO. 2012-00221

**Response to Commission Staff's First Request for Information
Dated June 15, 2012**

Question No. 22

Responding Witness: Valerie L. Scott

- Q-22. Describe how the test-year capitalization rate was determined. If differing rates were used for specific expenses (i.e., payroll, clearing accounts, depreciation, etc.), indicate the rate and how it was determined. Indicate all proposed changes to the test-year capitalization rate and how the changes were determined.
- A-22. There is no predetermined capitalization rate. Employees charge their labor to either expense or capital based on activity performed. The clearing account overheads are distributed between capital and operating expense based on the labor charged. Non-labor costs are charged to capital or operating expense based on the type of activity (i.e., in support of a capital project or normal operating expenses).

KENTUCKY UTILITIES COMPANY

CASE NO. 2012-00221

Response to Commission Staff's First Request for Information

Dated June 15, 2012

Question No. 23

Responding Witness: Kent W. Blake / Paula H. Pottinger, Ph.D. / Valerie L. Scott

Q-23. Provide the following:

- a. A schedule showing a comparison of the balance in the total company and Kentucky operating expense accounts for each month of the test year to the same month of the preceding year for each account or subaccount included in KU's chart of accounts. See Schedule 19.
- b. A schedule, in comparative form, showing the total company and Kentucky operating expense account balance for the test year and each of the 5 calendar years preceding the test year for each account or subaccount included in KU's annual report (FERC Form 1, pages 320-323). Show the percentage of increase or decrease of each year over the prior year.
- c. A list, with descriptions, of all activities, initiatives, or programs undertaken or continued by KU since its last general rate case for the purpose of minimizing costs or improving the efficiency of its operations or maintenance activities.
- d. A schedule of total company and Kentucky salaries and wages for the test year and each of the 3 calendar years preceding the test year as shown in Schedule 23c. Show for each time period the amount of overtime pay.
- e. A schedule showing the percentage of increase in salaries and wages for both union and non-union employees for the test year and the 3 preceding calendar years.

A-23. a. See attached.

b. See attached.

c. Operating efficiently and controlling costs to the extent practicable are long-standing and predominant business values at KU and LG&E. These principles govern the Companies' business practices in the construction, operation and

maintenance of our systems and services. As discussed in the testimonies of Paul W. Thompson and Chris Hermann, the Companies have made every effort to contain the increasing costs of providing reliable service, including implementing initiatives that are designed, in part, to defray increases in cost. As shown in Blake Exhibit 11, currently KU and LG&E are the only utilities in the entire country that have achieved top quartile status with regard to cost performance in four of the following five cost areas that FERC monitors: generation, transmission, distribution, retail, and corporate - administrative and general.

The Companies achieve economies by their joint integrated system planning. The Companies further achieve efficiencies with their operation as a single interconnected utility through the joint dispatch of generating units. KU and LG&, as owners and operators of interconnected electric transmission facilities, achieve economic and reliability benefits through joint operation of a single interconnected and centrally dispatched system. The Companies continue to invest in the electric system to provide a benefit of a safe and reliable distribution system.

The Companies minimize costs and improve operational efficiencies through the use of competitively bid, multi-year, service agreements with external contractors and suppliers that incorporate fixed unit pricing, fixed negotiated overheads and equipment costs, and performance monitoring with incentives and penalties tied to performance. These types of agreements, with limited and sound exceptions, are used for all areas of work that include gas and electric construction, vegetation management, fleet, office services and meter reading.

Some examples of some recent initiatives the Companies have undertaken to effectively manage their costs are the following:

Through refinancing efforts since the last rate case, LG&E's 3.96% cost of debt (combined taxable and tax-exempt debt) is the third lowest of any utility company in the peer group as discussed in the testimony of Mr. Arbough and shown in Arbough Exhibit 6 (with KU being one of the two companies with a lower cost) for the twelve months ending March 2012. Long-term debt rates were significantly reduced during the refinancing of long-term utility debt through first mortgage bonds. The savings were enhanced by the PPL Corporation ("PPL") acquisition as KU and LG&E were able to avoid prepayment penalties on its previously existing affiliate long-term debt due to the change in ownership.

In 2011, the Companies entered into a Third-Party Vendor Services Agreement with LG&E and KU Energy LLC ("LKE"), PPL, and PPL Services Corporation ("PPL Services") which allows LKE, PPL, and PPL

Services to invoice the Companies, at cost, for the Companies portion of certain purchases made with third-party vendors. This agreement will only be used where KU and LG&E may cost effectively enter into a purchase due to the combined buying power of the Companies and its PPL affiliates, or where costs remain neutral but combined purchasing is desired for administrative billing purposes. Where possible KU and LG&E will be directly invoiced by the third-party vendor for their share of any applicable purchase. The Third-Party Vendor Services Agreement applies only where a third-party vendor refuses or is unable to separately invoice KU and LG&E, or where separate invoicing would require additional costs or excessive procedures, thereby necessitating LKE, PPL, or PPL Services invoicing KU and LG& for their portion of the overall costs.

Another Utility Services Agreement that has benefited KU and LG&E is a Data Hosting Agreement among KU, LG&E, LG&E and KU Services Company (“LK Services), LG&E and KU Capital LLC (“LKC”), and PPL Services that provides for alternate data hosting at the LG&E and KU Simpsonville Data Center (“Data Center”) for PPL Services. KU, LG&E, and LKC benefit by charging PPL Services for certain fixed costs related to portions of the Data Center available for future use by KU, LG&E, and LKC. The Data Center currently has space available since it was constructed to allow for additional space needs that are expected in the future.

Another Utilities Services Agreement that has benefited KU and LG&E is the agreement with PPL Power Insurance Ltd., an insurance subsidiary of PPL that provides insurance and risk management related services. PPL Insurance was established in 2002 to underwrite primary property, public liability, workers' compensation, distribution line storm damage mid directors and officers run off coverage for PPL and its subsidiaries. KU, LG&E and LG&E and KU Energy LLC may, but are not required to, purchase coverage above their primary deductible limits and below the threshold of any insurance or reinsurance coverages from PPL Insurance.

PPL and LKE began a Sourcing Collaboration Program in March 2011. The entities have examined categories of spend and teams have been tasked with reviewing current agreements, business processes, and requirements associated with each category of spend, developing a comprehensive Request for Quotation using an agreed upon common set of commercial terms, developing a bid list, analyzing bid results, clarifying bid offerings if necessary, negotiating agreements, and recommending a course of action.

Finance-related savings from being part of the PPL Group include consolidated rating agency fees, aggregation of Standard and Poor’s subscription service, lower banking fees, commencement bonus for a

combined procurement credit card facility, combining of property insurance and excess liability insurance programs between LKE and PPL.

The Companies file annually with the KPSC on or about October 31st an update on the adoption and implementation of best practices pursuant to Case No. 2010-00204. The Companies are collectively working with PPL Corporation to develop best practices initiatives in Energy Delivery, Energy Services, Information Technology, Finance, Procurement, Compliance, Legal, Corporate Communications, and Environmental Management.

The Companies continue efforts to develop, enhance, and implement information technology systems to operate more efficiently and meet ever changing business requirements. Examples include: Customer Care System enhancements regarding average handle time, billings, energy efficiency, and low income customers; mobile computing (tough books); Cascade – Transmission Asset Management system, data center enhancements, outage maps via internet; Interactive Voice Response (IVR) replacement; multi-functional devices implementation; and Service Oriented Architecture (SOA) implementation to name a few.

Lastly, the Companies along with PPL have maintained membership in the Edison Electric Institute for many years. The membership dues are based on members' size and volume. As a result of the merger, the Companies realized cost savings by being included with PPL's membership, resulting in lower annual dues.

- d. See attached.
- e. The chart below reflects the percentage of increase in salaries and wages for both union and non-union employees for the test year and the 3 preceding calendar years.

Salary Plan	Test Year	Calendar Year 2011	Calendar Year 2010	Calendar Year 2009
Union (1)	3.0%	3.0%	3.5%	3.5%
Non-Union (2)	3.0%	3.0%	3.2%	3.5%

(1) Reflects increase negotiated under applicable labor contracts

(2) Reflects approved annual salary increase for KU non-union employees

Kentucky Utilities Company

Case No. 2012-00221

Comparison of Total Company Test Year Account Balances
With Those of the Preceding Year

"000 Omitted"

Account Number and Account Title	Year/ Change	Apr 1st Month	May 2nd Month	Jun 3rd Month	Jul 4th Month	Aug 5th Month	Sep 6th Month	Oct 7th Month	Nov 8th Month	Dec 9th Month	Jan 10th Month	Feb 11th Month	Mar 12th Month	Total
500 - OPERATION SUPRV & ENGR	Test Year	429	492	529	454	567	444	483	454	391	506	544	571	5,864
500 - OPERATION SUPRV & ENGR	Prior Year	360	385	637	419	391	385	420	442	578	473	469	491	5,450
	Increase	69	107		35	176	59	63	12		33	75	80	709
	(Decrease)			(108)						(187)				(295)
501 - FUEL	Test Year	29,167	39,981	47,074	51,386	48,445	34,822	35,500	37,434	40,762	44,462	41,170	34,915	485,118
501 - FUEL	Prior Year	26,554	34,331	47,076	46,862	46,474	36,133	25,580	29,516	43,595	47,633	39,462	38,342	461,558
	Increase	2,613	5,650		4,524	1,971		9,920	7,918			1,708		34,304
	(Decrease)			(2)			(1,311)			(2,833)	(3,171)		(3,427)	(10,744)
502 - STEAM EXPENSES	Test Year	1,262	1,448	1,607	1,608	1,603	1,584	1,446	1,432	1,520	1,457	1,368	1,304	17,639
502 - STEAM EXPENSES	Prior Year	1,254	1,225	1,429	1,501	1,412	1,240	1,171	1,189	1,524	1,510	1,608	1,489	16,552
	Increase	8	223	178	107	191	344	275	243					1,569
	(Decrease)									(4)	(53)	(240)	(185)	(482)
504 - STEAM TRANSFERRED - CREDIT	Test Year	(1)	4	-	-	-	-	-	-	-	-	-	-	3
504 - STEAM TRANSFERRED - CREDIT	Prior Year	-	-	-	-	-	-	-	-	-	(1)	(1)	(1)	(3)
	Increase		4								1	1	1	7
	(Decrease)	(1)												(1)
505 - ELECTRIC EXPENSES	Test Year	542	653	502	634	640	585	582	546	718	610	568	662	7,242
505 - ELECTRIC EXPENSES	Prior Year	454	478	506	515	534	521	510	489	606	577	476	572	6,238
	Increase	88	175		119	106	64	72	57	112	33	92	90	1,008
	(Decrease)			(4)										(4)
506 - MIS STEAM POWER EXPENSES	Test Year	1,646	1,886	2,080	2,008	2,704	2,078	1,901	2,200	2,157	2,179	2,000	1,812	24,651
506 - MIS STEAM POWER EXPENSES	Prior Year	1,147	1,444	1,734	1,501	1,861	1,551	1,489	1,466	2,592	1,853	1,907	2,071	20,616
	Increase	499	442	346	507	843	527	412	734		326	93		4,729
	(Decrease)									(435)			(259)	(694)
507 - RENTS	Test Year	1	1	2	-	3	1	1	1	1	1	2	1	15
507 - RENTS	Prior Year	-	6	1	1	1	2	-	1	3	1	1	2	19
	Increase	1		1		2		1	-		-	1		6
	(Decrease)		(5)		(1)		(1)			(2)			(1)	(10)
509 - ALLOWANCES	Test Year	9	7	11	11	11	8	10	11	11	12	12	11	124
509 - ALLOWANCES	Prior Year	34	37	48	51	48	30	16	17	21	9	9	9	329
	Increase										3	3	2	8
	(Decrease)	(25)	(30)	(37)	(40)	(37)	(22)	(6)	(6)	(10)				(213)

Case No. 2012-00221

Comparison of Total Company Test Year Account Balances
With Those of the Preceding Year

"000 Omitted"

Account Number and Account Title	Year/ Change	Apr 1st Month	May 2nd Month	Jun 3rd Month	Jul 4th Month	Aug 5th Month	Sep 6th Month	Oct 7th Month	Nov 8th Month	Dec 9th Month	Jan 10th Month	Feb 11th Month	Mar 12th Month	Total
510 - MTCE SUPRV & ENGR	Test Year	656	635	546	544	639	566	682	594	597	642	923	674	7,698
510 - MTCE SUPRV & ENGR	Prior Year	588	515	512	506	495	802	1,595	534	536	563	598	898	8,142
	Increase	68	120	34	38	144			60	61	79	325		929
	(Decrease)						(236)	(913)					(224)	(1,373)
511 - MTCE OF STRUCTURES	Test Year	492	470	619	549	459	453	391	445	471	512	429	633	5,923
511 - MTCE OF STRUCTURES	Prior Year	386	548	551	379	518	509	411	389	562	565	504	798	6,120
	Increase	106		68	170				56					400
	(Decrease)		(78)			(59)	(56)	(20)		(91)	(53)	(75)	(165)	(597)
512 - MTCE OF BOILER PLANT	Test Year	7,284	3,988	2,725	2,031	2,426	2,378	3,106	2,757	2,147	1,907	4,266	5,459	40,474
512 - MTCE OF BOILER PLANT	Prior Year	3,765	2,835	1,999	1,775	1,814	2,543	4,332	3,941	3,642	2,016	2,759	4,472	35,893
	Increase	3,519	1,153	726	256	612						1,507	987	8,760
	(Decrease)						(165)	(1,226)	(1,184)	(1,495)	(109)			(4,179)
513 - MTCE OF ELECTRIC PLANT	Test Year	2,283	2,470	661	417	550	506	850	560	330	436	1,319	2,439	12,821
513 - MTCE OF ELECTRIC PLANT	Prior Year	1,063	904	378	292	554	730	811	952	548	443	616	2,461	9,752
	Increase	1,220	1,566	283	125			39				703		3,936
	(Decrease)					(4)	(224)		(392)	(218)	(7)		(22)	(867)
514 - MTCE OF MISC STEAM PLANT	Test Year	300	592	100	130	160	147	136	363	(69)	156	117	121	2,253
514 - MTCE OF MISC STEAM PLANT	Prior Year	84	149	582	138	131	260	265	153	196	147	110	261	2,476
	Increase	216	443			29			210		9	7		914
	(Decrease)			(482)	(8)		(113)	(129)		(265)			(140)	(1,137)
535 - OPERATION SUPERVISION & ENGR	Test Year	-	1	1	1	1	-	-	-	1	1	1	1	8
535 - OPERATION SUPERVISION & ENGR	Prior Year	-	1	1	-	1	1	1	-	1	1	-	1	8
	Increase	-	-	-	1	-			-	-	-	1	-	2
	(Decrease)						(1)	(1)						(2)
539 - MISC HYDRAULIC PWR GEN EXP	Test Year	1	-	1	1	1	1	1	36	1	-	1	1	45
539 - MISC HYDRAULIC PWR GEN EXP	Prior Year	-	-	-	1	-	1	1	1	35	14	1	1	55
	Increase	1	-	1	-	1	-	-	35					38
	(Decrease)									(34)	(14)			(48)
541 - MTCE SUPERVISION & ENGR	Test Year	12	11	11	8	9	9	10	9	9	10	11	10	119
541 - MTCE SUPERVISION & ENGR	Prior Year	9	8	8	9	9	11	8	8	9	7	7	10	103
	Increase	3	3	3		-		2	1	-	3	4	-	19
	(Decrease)				(1)		(2)							(3)

Case No. 2012-00221

Comparison of Total Company Test Year Account Balances
With Those of the Preceding Year

"000 Omitted"

Account Number and Account Title	Year/ Change	Apr 1st Month	May 2nd Month	Jun 3rd Month	Jul 4th Month	Aug 5th Month	Sep 6th Month	Oct 7th Month	Nov 8th Month	Dec 9th Month	Jan 10th Month	Feb 11th Month	Mar 12th Month	Total
542 - MTCE OF STRUCTURES	Test Year	9	(1)	16	17	32	36	14	32	(2)	3	3	10	169
542 - MTCE OF STRUCTURES	Prior Year	6	16	11	10	21	11	17	47	10	2	3	5	159
	Increase	3		5	7	11	25				1	-	5	57
	(Decrease)		(17)					(3)	(15)	(12)				(47)
543 - MISC HYD PWR GEN EXP	Test Year	-	-	-	42	-	-	-	-	-	-	-	-	42
543 - MISC HYD PWR GEN EXP	Prior Year	(10)	-	22	35	-	-	-	-	3	-	-	-	50
	Increase	10	-		7	-	-	-	-		-	-	-	17
	(Decrease)			(22)						(3)				(25)
544 - MTCE OF ELECTRIC PLANT	Test Year	16	22	12	13	7	1	3	3	6	4	2	3	92
544 - MTCE OF ELECTRIC PLANT	Prior Year	4	17	34	23	20	35	16	2	3	1	3	11	169
	Increase	12	5						1	3	3			24
	(Decrease)			(22)	(10)	(13)	(34)	(13)				(1)	(8)	(101)
545 - MTCE OF MISC HYDRAULIC PLANT	Test Year	-	-	2	3	1	1	-	-	-	-	1	-	8
545 - MTCE OF MISC HYDRAULIC PLANT	Prior Year	-	-	1	2	3	-	-	-	1	3	-	1	11
	Increase	-	-	1	1		1	-	-			1		4
	(Decrease)					(2)				(1)	(3)		(1)	(7)
546 - OPERATION SUPRV & ENGR	Test Year	14	15	18	17	22	19	18	15	15	20	17	22	212
546 - OPERATION SUPRV & ENGR	Prior Year	15	11	15	11	14	16	13	14	11	13	12	15	160
	Increase		4	3	6	8	3	5	1	4	7	5	7	53
	(Decrease)	(1)												(1)
547 - FUEL	Test Year	2,921	3,025	4,007	6,545	4,841	2,368	823	1,483	821	1,484	1,373	2,009	31,700
547 - FUEL	Prior Year	1,173	3,315	6,096	6,868	6,919	3,159	566	384	5,299	2,103	1,872	1,833	39,587
	Increase	1,748						257	1,099				176	3,280
	(Decrease)		(290)	(2,089)	(323)	(2,078)	(791)			(4,478)	(619)	(499)		(11,167)
548 - GENERATION EXPENSES	Test Year	29	21	23	27	36	23	22	21	16	25	39	28	310
548 - GENERATION EXPENSES	Prior Year	21	26	22	26	25	20	24	20	28	29	27	50	318
	Increase	8		1	1	11	3		1			12		37
	(Decrease)		(5)					(2)		(12)	(4)		(22)	(45)
549 - MISC OTHE PWR GEN EXPENSES	Test Year	4	4	10	63	3	11	8	5	2	5	5	8	128
549 - MISC OTHE PWR GEN EXPENSES	Prior Year	10	8	15	6	5	5	6	7	15	5	13	3	98
	Increase				57		6	2			-		5	70
	(Decrease)	(6)	(4)	(5)		(2)			(2)	(13)		(8)		(40)

Case No. 2012-00221

Comparison of Total Company Test Year Account Balances
With Those of the Preceding Year

"000 Omitted"

Account Number and Account Title	Year/ Change	Apr 1st Month	May 2nd Month	Jun 3rd Month	Jul 4th Month	Aug 5th Month	Sep 6th Month	Oct 7th Month	Nov 8th Month	Dec 9th Month	Jan 10th Month	Feb 11th Month	Mar 12th Month	Total
550 - RENTS	Test Year	1	2	5	1	4	4	2	2	3	3	3	4	34
550 - RENTS	Prior Year	-	14	2	2	2	4	1	2	3	2	2	4	38
	Increase	1		3		2	-	1	-	-	1	1	-	9
	(Decrease)		(12)		(1)									(13)
551 - MTCE SUPRV & ENGR	Test Year	6	9	4	3	4	5	3	4	3	4	2	3	50
551 - MTCE SUPRV & ENGR	Prior Year	7	7	5	9	8	9	9	4	5	4	3	10	80
	Increase		2						-		-			2
	(Decrease)	(1)		(1)	(6)	(4)	(4)	(6)		(2)		(1)	(7)	(32)
552 - MTCE OF STRUCTURES	Test Year	20	13	30	15	26	34	37	10	33	19	14	14	265
552 - MTCE OF STRUCTURES	Prior Year	13	24	24	30	17	20	17	186	22	49	18	19	439
	Increase	7		6		9	14	20		11				67
	(Decrease)		(11)		(15)				(176)		(30)	(4)	(5)	(241)
553 - MTCE OF GENERATING & ELEC EQUIP	Test Year	138	185	124	99	117	120	109	53	195	124	214	104	1,582
553 - MTCE OF GENERATING & ELEC EQUIP	Prior Year	155	155	118	136	112	131	156	126	2,389	118	240	479	4,315
	Increase		30	6		5					6			47
	(Decrease)	(17)			(37)		(11)	(47)	(73)	(2,194)		(26)	(375)	(2,780)
554 - MTCE OF MISC OTHER PWR GEN PLANT	Test Year	3	58	(5)	2	26	33	21	18	29	12	17	14	228
554 - MTCE OF MISC OTHER PWR GEN PLANT	Prior Year	59	698	65	40	24	(445)	239	48	23	31	34	200	1,016
	Increase					2	478			6				486
	(Decrease)	(56)	(640)	(70)	(38)			(218)	(30)		(19)	(17)	(186)	(1,274)
555 - PURCHASED POWER	Test Year	11,779	7,383	4,961	7,260	7,736	10,278	8,143	6,841	11,162	10,858	7,977	9,451	103,829
555 - PURCHASED POWER	Prior Year	14,989	14,278	10,988	10,888	14,641	14,838	12,361	11,712	15,925	13,884	8,852	10,835	154,191
	Increase													-
	(Decrease)	(3,210)	(6,895)	(6,027)	(3,628)	(6,905)	(4,560)	(4,218)	(4,871)	(4,763)	(3,026)	(875)	(1,384)	(50,362)
556 - SYST CONTROL & LOAD DISPATCHING	Test Year	139	138	151	134	157	168	140	141	151	194	166	163	1,842
556 - SYST CONTROL & LOAD DISPATCHING	Prior Year	166	143	147	147	160	137	169	142	214	277	142	192	2,036
	Increase			4			31					24		59
	(Decrease)	(27)	(5)		(13)	(3)		(29)	(1)	(63)	(83)		(29)	(253)
557 - OTHER EXPENSES	Test Year	6	73	67	95	61	4	31	6	7	46	1	7	404
557 - OTHER EXPENSES	Prior Year	7	5	20	24	28	40	33	8	49	6	108	106	434
	Increase		68	47	71	33					40			259
	(Decrease)	(1)					(36)	(2)	(2)	(42)		(107)	(99)	(289)

Case No. 2012-00221

Comparison of Total Company Test Year Account Balances
With Those of the Preceding Year

"000 Omitted"

Account Number and Account Title	Year/ Change	Apr 1st Month	May 2nd Month	Jun 3rd Month	Jul 4th Month	Aug 5th Month	Sep 6th Month	Oct 7th Month	Nov 8th Month	Dec 9th Month	Jan 10th Month	Feb 11th Month	Mar 12th Month	Total
560 - OPERATION SUPRV & ENGR	Test Year	113	96	65	100	144	204	151	144	103	111	136	133	1,500
560 - OPERATION SUPRV & ENGR	Prior Year	81	90	84	103	98	122	157	98	165	101	98	101	1,298
	Increase	32	6			46	82		46		10	38	32	292
	(Decrease)			(19)	(3)			(6)		(62)				(90)
561 - LOAD DISPATCHING	Test Year	214	239	236	204	261	238	225	225	208	241	295	262	2,848
561 - LOAD DISPATCHING	Prior Year	164	144	162	189	205	188	180	171	291	231	160	266	2,351
	Increase	50	95	74	15	56	50	45	54		10	135		584
	(Decrease)									(83)			(4)	(87)
562 - STATION EXPENSES	Test Year	61	114	38	25	81	66	43	149	75	10	36	74	772
562 - STATION EXPENSES	Prior Year	23	23	87	27	59	40	117	111	179	(7)	35	89	783
	Increase	38	91			22	26		38		17	1		233
	(Decrease)			(49)	(2)			(74)		(104)			(15)	(244)
563 - OVERHEAD LINE EXPENSES	Test Year	47	33	79	36	53	40	26	30	31	16	32	64	487
563 - OVERHEAD LINE EXPENSES	Prior Year	27	53	48	3	70	38	43	29	11	43	25	23	413
	Increase	20		31	33		2		1	20		7	41	155
	(Decrease)		(20)			(17)		(17)			(27)			(81)
565 - TRANSMISSION OF ELEC BY OTHERS	Test Year	220	235	257	240	230	197	233	123	148	154	170	183	2,390
565 - TRANSMISSION OF ELEC BY OTHERS	Prior Year	581	597	553	1,192	1,322	598	(3,595)	127	314	190	188	215	2,282
	Increase							3,828						3,828
	(Decrease)	(361)	(362)	(296)	(952)	(1,092)	(401)		(4)	(166)	(36)	(18)	(32)	(3,720)
566 - MISC TRANSMISSION EXPENSES	Test Year	1,002	1,127	1,210	865	1,218	997	840	1,002	985	849	975	1,035	12,105
566 - MISC TRANSMISSION EXPENSES	Prior Year	544	2,000	1,432	866	955	821	1,395	1,109	1,023	1,036	961	1,239	13,381
	Increase	458				263	176					14		911
	(Decrease)		(873)	(222)	(1)			(555)	(107)	(38)	(187)		(204)	(2,187)
567 - RENTS	Test Year	50	11	4	3	3	3	3	4	3	3	53	3	143
567 - RENTS	Prior Year	50	12	4	3	3	3	3	4	47	3	4	6	142
	Increase	-		-	-	-	-	-	-	-	-	49		49
	(Decrease)		(1)							(44)			(3)	(48)
570 - MTCE OF STATION EQUIPMENT	Test Year	117	248	287	84	160	152	222	145	149	154	99	138	1,955
570 - MTCE OF STATION EQUIPMENT	Prior Year	80	121	113	103	149	144	142	95	151	82	186	117	1,483
	Increase	37	127	174		11	8	80	50		72		21	580
	(Decrease)				(19)					(2)		(87)		(108)

Case No. 2012-00221

Comparison of Total Company Test Year Account Balances
With Those of the Preceding Year

"000 Omitted"

Account Number and Account Title	Year/ Change	Apr 1st Month	May 2nd Month	Jun 3rd Month	Jul 4th Month	Aug 5th Month	Sep 6th Month	Oct 7th Month	Nov 8th Month	Dec 9th Month	Jan 10th Month	Feb 11th Month	Mar 12th Month	Total
571 - MTCE OF OVERHEAD LINES	Test Year	274	238	777	779	174	332	389	221	364	252	537	324	4,661
571 - MTCE OF OVERHEAD LINES	Prior Year	259	397	563	893	285	321	481	378	518	362	405	422	5,284
	Increase	15		214			11					132		372
	(Decrease)		(159)		(114)	(111)		(92)	(157)	(154)	(110)		(98)	(995)
573 - MTCE OF MISC TRANSMISSION PLANT	Test Year	140	56	57	47	91	56	49	32	17	40	41	55	681
573 - MTCE OF MISC TRANSMISSION PLANT	Prior Year	14	22	28	11	133	28	45	15	26	3	26	36	387
	Increase	126	34	29	36		28	4	17		37	15	19	345
	(Decrease)					(42)				(9)				(51)
575 - MKT FACILITATION, MONITORING & COMPLIANCE SVCS	Test Year	116	115	115	142	115	115	116	115	116	107	113	112	1,397
575 - MKT FACILITATION, MONITORING & COMPLIANCE SVCS	Prior Year	177	176	168	176	115	120	116	116	116	116	115	115	1,626
	Increase					-		-		-				-
	(Decrease)	(61)	(61)	(53)	(34)		(5)		(1)		(9)	(2)	(3)	(229)
580 - OPERATION SUPRV & ENGR	Test Year	213	529	(277)	361	180	148	126	135	104	109	196	181	2,005
580 - OPERATION SUPRV & ENGR	Prior Year	142	140	144	147	182	146	161	121	165	142	145	(310)	1,325
	Increase	71	389		214		2		14			51	491	1,232
	(Decrease)			(421)		(2)		(35)		(61)	(33)			(552)
581 - LOAD DISPATCHING	Test Year	47	53	58	51	67	57	62	63	59	79	83	83	762
581 - LOAD DISPATCHING	Prior Year	62	61	59	62	70	70	62	65	93	63	36	78	781
	Increase							-			16	47	5	68
	(Decrease)	(15)	(8)	(1)	(11)	(3)	(13)		(2)	(34)				(87)
582 - STATION EXPENSES	Test Year	89	79	141	172	148	89	92	98	132	183	178	117	1,518
582 - STATION EXPENSES	Prior Year	65	85	118	122	143	91	78	90	112	106	144	96	1,250
	Increase	24		23	50	5		14	8	20	77	34	21	276
	(Decrease)		(6)				(2)							(8)
583 - OVERHEAD LINE EXPENSES	Test Year	282	315	250	329	313	297	278	303	347	252	272	328	3,566
583 - OVERHEAD LINE EXPENSES	Prior Year	245	241	373	348	297	312	289	281	450	227	325	152	3,540
	Increase	37	74		16				22		25		176	350
	(Decrease)			(123)	(19)		(15)	(11)		(103)		(53)		(324)
584 - UNDERGROUND LINE EXPENSES	Test Year	20	16	22	20	18	27	28	32	21	10	27	19	260
584 - UNDERGROUND LINE EXPENSES	Prior Year	7	25	31	27	13	67	18	23	32	19	30	12	304
	Increase	13				5		10	9				7	44
	(Decrease)		(9)	(9)	(7)		(40)			(11)	(9)	(3)		(88)

Case No. 2012-00221

Comparison of Total Company Test Year Account Balances
With Those of the Preceding Year

"000 Omitted"

Account Number and Account Title	Year/ Change	Apr 1st Month	May 2nd Month	Jun 3rd Month	Jul 4th Month	Aug 5th Month	Sep 6th Month	Oct 7th Month	Nov 8th Month	Dec 9th Month	Jan 10th Month	Feb 11th Month	Mar 12th Month	Total
585 - STREET LIGHTING & SIGNAL SYST EXP	Test Year	-	-	-	-	-	5	16	1	-	-	-	-	22
585 - STREET LIGHTING & SIGNAL SYST EXP	Prior Year	-	-	-	-	-	-	-	-	-	-	-	-	-
	Increase (Decrease)	-	-	-	-	-	5	16	1	-	-	-	-	22
586 - METER EXPENSE	Test Year	584	651	651	682	692	615	754	589	706	553	660	625	7,762
586 - METER EXPENSE	Prior Year	584	551	681	658	647	568	667	593	822	274	787	554	7,386
	Increase (Decrease)	-	100	(30)	24	45	47	87	(4)	(116)	279	(127)	71	653 (277)
587 - CUSTOMER INSTALLATIONS EXPENSES	Test Year	(8)	(11)	(6)	(3)	(7)	(7)	(8)	(7)	(5)	(3)	(4)	(5)	(74)
587 - CUSTOMER INSTALLATIONS EXPENSES	Prior Year	(11)	(10)	(8)	(4)	(2)	(9)	(14)	(11)	(1)	(3)	(6)	(8)	(87)
	Increase (Decrease)	3	(1)	2	1	(5)	2	6	4	(4)	-	2	3	23 (10)
588 - MISC DISTRIBUTION EXPENSES	Test Year	373	417	439	362	403	366	429	482	573	351	443	364	5,002
588 - MISC DISTRIBUTION EXPENSES	Prior Year	427	352	434	383	401	352	419	432	647	438	418	423	5,126
	Increase (Decrease)	(54)	65	5	(21)	2	14	10	50	(74)	(87)	25	(59)	171 (295)
589 - RENTS	Test Year	-	6	-	1	-	2	-	-	2	-	-	-	11
589 - RENTS	Prior Year	1	6	1	-	-	2	-	-	2	1	1	1	15
	Increase (Decrease)	(1)	-	(1)	1	-	-	-	-	-	(1)	(1)	(1)	1 (5)
590 - MTCE OF SUPRV & ENGR	Test Year	34	26	10	9	23	-	-	-	1	9	14	15	141
590 - MTCE OF SUPRV & ENGR	Prior Year	11	68	10	20	3	1	1	-	1	1	1	(36)	81
	Increase (Decrease)	23	(42)	-	(11)	20	(1)	(1)	-	-	8	13	51	115 (55)
592 - MTCE OF STATION EQUIPMENT	Test Year	64	20	72	70	78	68	10	31	55	51	121	63	703
592 - MTCE OF STATION EQUIPMENT	Prior Year	33	64	126	114	25	104	77	33	64	74	56	68	838
	Increase (Decrease)	31	(44)	(54)	(44)	53	(36)	(67)	(2)	(9)	(23)	65	(5)	149 (284)

Case No. 2012-00221

Comparison of Total Company Test Year Account Balances
With Those of the Preceding Year

"000 Omitted"

Account Number and Account Title	Year/ Change	Apr 1st Month	May 2nd Month	Jun 3rd Month	Jul 4th Month	Aug 5th Month	Sep 6th Month	Oct 7th Month	Nov 8th Month	Dec 9th Month	Jan 10th Month	Feb 11th Month	Mar 12th Month	Total
593 - MTCE OF OVERHEAD LINES	Test Year	2,539	2,844	2,738	2,560	3,028	2,148	2,099	2,360	3,394	2,324	2,998	3,275	32,307
593 - MTCE OF OVERHEAD LINES	Prior Year	1,502	1,784	1,853	1,833	2,342	2,163	2,403	1,966	3,073	1,884	1,781	(1,147)	21,437
	Increase (Decrease)	1,037	1,060	885	727	686	(15)	(304)	394	321	440	1,217	4,422	11,189 (319)
594 - MTCE OF UNDERGROUND LINES	Test Year	32	45	34	45	44	36	44	38	49	31	42	46	486
594 - MTCE OF UNDERGROUND LINES	Prior Year	16	32	145	88	40	43	43	65	55	36	40	36	639
	Increase (Decrease)	16	13	(111)	(43)	4	(7)	1	(27)	(6)	(5)	2	10	46 (199)
595 - MTCE OF LINE TRANSFORMERS	Test Year	3	4	12	28	20	5	17	19	9	8	51	21	197
595 - MTCE OF LINE TRANSFORMERS	Prior Year	13	9	19	16	8	11	10	11	8	7	5	(3)	114
	Increase (Decrease)	(10)	(5)	(7)	12	12	(6)	7	8	1	1	46	24	111 (28)
598 - MTCE OF MISC DISTRIBUTION PLANT	Test Year	39	8	17	8	30	(2)	2	1	-	2	10	20	135
598 - MTCE OF MISC DISTRIBUTION PLANT	Prior Year	8	15	18	17	7	8	1	4	1	1	3	(1,210)	(1,127)
	Increase (Decrease)	31	(7)	(1)	(9)	23	(10)	1	(3)	(1)	1	7	1,230	1,293 (31)
901 - SUPERVISION	Test Year	203	233	218	231	231	231	239	254	224	229	260	175	2,728
901 - SUPERVISION	Prior Year	213	207	213	203	197	200	219	191	241	211	213	233	2,541
	Increase (Decrease)	(10)	26	5	28	34	31	20	63	(17)	18	47	(58)	272 (85)
902 - METER READING EXPENSES	Test Year	468	350	395	478	363	426	393	388	443	385	391	440	4,920
902 - METER READING EXPENSES	Prior Year	432	321	347	394	372	363	383	363	391	11	782	341	4,500
	Increase (Decrease)	36	29	48	84	(9)	63	10	25	52	374	(391)	99	820 (400)
903 - CUST RECORDS AND COLLECTION EXP	Test Year	1,138	1,211	1,073	1,073	1,190	1,135	1,333	1,169	1,028	1,297	1,236	1,437	14,320
903 - CUST RECORDS AND COLLECTION EXP	Prior Year	1,075	1,350	1,173	1,121	1,188	1,200	1,161	1,284	1,375	1,199	1,199	1,265	14,590
	Increase (Decrease)	63	(139)	(100)	(48)	2	(65)	172	(115)	(347)	98	37	172	544 (814)

Case No. 2012-00221

Comparison of Total Company Test Year Account Balances
With Those of the Preceding Year

"000 Omitted"

Account Number and Account Title	Year/ Change	Apr 1st Month	May 2nd Month	Jun 3rd Month	Jul 4th Month	Aug 5th Month	Sep 6th Month	Oct 7th Month	Nov 8th Month	Dec 9th Month	Jan 10th Month	Feb 11th Month	Mar 12th Month	Total
904 - UNCOLLECTIBLE ACCOUNTS	Test Year	273	157	692	599	814	688	368	144	323	922	210	223	5,413
904 - UNCOLLECTIBLE ACCOUNTS	Prior Year	344	514	323	773	1,763	750	452	251	581	1,065	361	429	7,606
	Increase			369										369
	(Decrease)	(71)	(357)		(174)	(949)	(62)	(84)	(107)	(258)	(143)	(151)	(206)	(2,562)
905 - MISC CUSTOMER ACCOUNTS EXPENSES	Test Year	65	58	60	60	60	78	60	98	43	34	50	84	750
905 - MISC CUSTOMER ACCOUNTS EXPENSES	Prior Year	42	47	42	31	48	53	58	42	53	45	54	72	587
	Increase	23	11	18	29	12	25	2	56				12	188
	(Decrease)									(10)	(11)	(4)		(25)
907 - SUPERVISION	Test Year	14	19	20	14	20	20	17	17	13	13	18	21	206
907 - SUPERVISION	Prior Year	16	18	17	17	19	18	17	16	23	17	17	21	216
	Increase		1	3		1	2	-	1			1	-	9
	(Decrease)	(2)			(3)					(10)	(4)			(19)
908 - CUSTOMER ASSISTANCE EXPENSES	Test Year	563	1,034	1,225	1,454	1,634	1,153	788	1,032	1,753	1,120	526	1,382	13,664
908 - CUSTOMER ASSISTANCE EXPENSES	Prior Year	1,156	944	750	1,538	442	1,111	1,678	692	1,082	1,202	424	866	11,885
	Increase		90	475		1,192	42		340	671		102	516	3,428
	(Decrease)	(593)			(84)			(890)			(82)			(1,649)
909 - INFO AND INSTRUCTIONAL ADV EXP	Test Year	21	9	4	22	13	23	7	4	13	11	11	19	157
909 - INFO AND INSTRUCTIONAL ADV EXP	Prior Year	21	13	3	13	16	23	6	13	16	9	11	19	163
	Increase	-		1	9		-	1			2	-	-	13
	(Decrease)		(4)			(3)			(9)	(3)				(19)
910 - MISC CUST SRVCE AND INFORMATION EXP	Test Year	34	44	22	9	24	34	46	20	30	31	36	88	418
910 - MISC CUST SRVCE AND INFORMATION EXP	Prior Year	8	21	11	14	48	22	163	26	68	10	15	20	426
	Increase	26	23	11			12				21	21	68	182
	(Decrease)				(5)	(24)		(117)	(6)	(38)				(190)
913 - ADVERTISING EXPENSES	Test Year	2	-	8	4	4	-	1	4	-	1	-	-	24
913 - ADVERTISING EXPENSES	Prior Year	4	-	4	7	4	4	2	4	4	-	-	10	43
	Increase			4		-			-		1	-		5
	(Decrease)	(2)			(3)		(4)	(1)		(4)			(10)	(24)

Case No. 2012-00221

Comparison of Total Company Test Year Account Balances
With Those of the Preceding Year

"000 Omitted"

Account Number and Account Title	Year/ Change	Apr 1st Month	May 2nd Month	Jun 3rd Month	Jul 4th Month	Aug 5th Month	Sep 6th Month	Oct 7th Month	Nov 8th Month	Dec 9th Month	Jan 10th Month	Feb 11th Month	Mar 12th Month	Total
920 - GENERAL & ADMIN SALARIES	Test Year	1,299	1,793	2,414	1,153	1,965	2,216	1,599	1,672	1,530	1,944	2,263	1,991	21,839
920 - GENERAL & ADMIN SALARIES	Prior Year	1,371	1,658	1,900	1,224	1,616	2,206	2,454	298	2,206	1,759	1,751	2,454	20,897
	Increase		135	514		349	10		1,374		185	512		3,079
	(Decrease)	(72)			(71)			(855)		(676)			(463)	(2,137)
921 - OFFICE SUPPLIES & EXPENSE	Test Year	547	556	581	532	615	601	618	622	767	489	638	885	7,451
921 - OFFICE SUPPLIES & EXPENSE	Prior Year	628	610	559	552	463	519	586	593	873	701	522	695	7,301
	Increase		22			152	82	32	29			116	190	623
	(Decrease)	(81)	(54)		(20)					(106)	(212)			(473)
922 - ADMINISTRATIVE EXP TRANSF - CREDIT	Test Year	(140)	(176)	(225)	(187)	(272)	(301)	(240)	(251)	(240)	(258)	(312)	(299)	(2,901)
922 - ADMINISTRATIVE EXP TRANSF - CREDIT	Prior Year	(120)	(136)	(149)	(107)	(125)	(155)	(108)	(121)	(179)	(173)	(167)	(239)	(1,779)
	Increase													-
	(Decrease)	(20)	(40)	(76)	(80)	(147)	(146)	(132)	(130)	(61)	(85)	(145)	(60)	(1,122)
923 - OUTSIDE SERVICES EMPLOYED	Test Year	613	651	651	720	854	1,110	374	932	1,123	479	409	942	8,858
923 - OUTSIDE SERVICES EMPLOYED	Prior Year	829	399	1,005	(41)	454	766	614	340	941	318	591	681	6,897
	Increase		252		761	400	344		592	182	161		261	2,953
	(Decrease)	(216)		(354)				(240)				(182)	261	(731)
924 - PROPERTY INSURANCE	Test Year	365	561	342	333	333	331	351	305	505	367	131	352	4,276
924 - PROPERTY INSURANCE	Prior Year	352	377	504	352	352	471	352	332	460	332	336	113	4,333
	Increase	13	184						45	35			239	516
	(Decrease)			(162)	(19)	(19)	(140)	(1)	(27)			(205)		(573)
925 - INJURIES AND DAMAGES	Test Year	425	199	595	208	216	160	307	193	188	268	220	582	3,561
925 - INJURIES AND DAMAGES	Prior Year	162	485	(62)	715	57	421	(225)	394	(64)	209	193	188	2,473
	Increase	263		657		159		532		252	59	27	394	2,343
	(Decrease)		(286)		(507)		(261)		(201)					(1,255)
926 - EMPLOYEE PENSIONS & BENEFITS	Test Year	3,357	3,434	3,374	3,159	3,535	3,185	3,192	3,159	3,483	3,213	2,893	3,280	39,264
926 - EMPLOYEE PENSIONS & BENEFITS	Prior Year	3,300	3,243	3,315	3,050	3,310	3,309	2,819	3,642	3,153	3,345	3,788	3,888	40,162
	Increase	57	191	59	109	225		373		330				1,344
	(Decrease)						(124)		(483)		(132)	(895)	(608)	(2,242)
927 - FRANCHISE REQUIREMENTS	Test Year	-	-	-	-	-	-	-	-	1	1	1	1	4
927 - FRANCHISE REQUIREMENTS	Prior Year	-	-	-	-	1	-	-	-	-	1	-	1	3
	Increase	-	-	-	-		-	-	-	1	-	1	-	2
	(Decrease)					(1)								(1)

Case No. 2012-00221

Comparison of Total Company Test Year Account Balances
With Those of the Preceding Year

"000 Omitted"

Account Number and Account Title	Year/ Change	Apr 1st Month	May 2nd Month	Jun 3rd Month	Jul 4th Month	Aug 5th Month	Sep 6th Month	Oct 7th Month	Nov 8th Month	Dec 9th Month	Jan 10th Month	Feb 11th Month	Mar 12th Month	Total
928 - REGULATORY COMMISSION EXPENSES	Test Year	176	182	264	127	134	178	145	134	121	127	128	85	1,801
928 - REGULATORY COMMISSION EXPENSES	Prior Year	68	61	70	103	131	114	121	120	124	122	122	161	1,317
	Increase	108	121	194	24	3	64	24	14		5	6		563
	(Decrease)									(3)			(76)	(79)
929 - (LESS) DUPLICATE CHARGES-CR.	Test Year	-	-	-	-	-	-	-	-	(1)	(1)	(1)	(1)	(4)
929 - (LESS) DUPLICATE CHARGES-CR.	Prior Year	-	-	-	-	(1)	-	-	-	(1)	(1)	-	-	(3)
	Increase	-	-	-	-	1	-	-	-					1
	(Decrease)											(1)	(1)	(2)
930.1 - GENERAL ADVERTISING EXPENSES	Test Year	137	50	87	13	79	57	30	18	132	4	85	135	827
930.1 - GENERAL ADVERTISING EXPENSES	Prior Year	41	72	34	10	23	26	161	8	69	11	80	102	637
	Increase	96		53	3	56	31		10	63		5	33	350
	(Decrease)		(22)					(131)			(7)			(160)
930.2 - MISCELLANEOUS GENERAL EXP	Test Year	573	118	79	497	117	79	455	150	211	310	225	245	3,059
930.2 - MISCELLANEOUS GENERAL EXP	Prior Year	238	82	232	134	52	188	383	127	68	147	447	90	2,188
	Increase	335	36		363	65		72	23	143	163		155	1,355
	(Decrease)			(153)			(109)					(222)		(484)
931 - RENTS	Test Year	184	190	188	192	203	195	153	196	194	199	195	287	2,376
931 - RENTS	Prior Year	205	191	190	208	136	197	175	178	197	193	188	187	2,245
	Increase					67			18		6	7	100	198
	(Decrease)	(21)	(1)	(2)	(16)		(2)	(22)		(3)				(67)
935 - MTCE OF GEN PLNT & EQ	Test Year	1,062	1,055	1,036	1,119	1,244	1,137	1,042	1,077	1,053	1,026	1,144	1,221	13,216
935 - MTCE OF GEN PLNT & EQ	Prior Year	1,023	986	836	901	860	928	917	1,097	1,185	999	1,049	1,105	11,886
	Increase	39	69	200	218	384	209	125			27	95	116	1,482
	(Decrease)								(20)	(132)				(152)

Kentucky Utilities Company

Case No. 2012-00221

Comparison of Kentucky Jurisdictional Test Year Account Balances
With Those of the Preceding Year

"000 Omitted"

Account Number and Account Title	Year/ Change	Apr 1st Month	May 2nd Month	Jun 3rd Month	Jul 4th Month	Aug 5th Month	Sep 6th Month	Oct 7th Month	Nov 8th Month	Dec 9th Month	Jan 10th Month	Feb 11th Month	Mar 12th Month	Total
500 - OPERATION SUPRV & ENGR	Test Year	367	421	453	389	485	380	414	389	335	433	466	488	5,020
500 - OPERATION SUPRV & ENGR	Prior Year	309	330	546	359	335	330	360	379	496	406	402	421	4,673
	Increase	58	91		30	150	50	54	10		27	64	67	601
	(Decrease)			(93)						(161)				(254)
501 - FUEL	Test Year	25,304	34,686	40,840	44,581	42,029	30,210	30,799	32,476	35,364	38,574	35,718	30,291	420,872
501 - FUEL	Prior Year	23,101	29,866	40,954	40,768	40,430	31,434	22,253	25,678	37,926	41,438	34,330	33,356	401,534
	Increase	2,203	4,820		3,813	1,599		8,546	6,798			1,388		29,167
	(Decrease)			(114)			(1,224)			(2,562)	(2,864)		(3,065)	(9,829)
502 - STEAM EXPENSES	Test Year	1,080	1,240	1,376	1,377	1,372	1,356	1,238	1,226	1,301	1,247	1,171	1,117	15,101
502 - STEAM EXPENSES	Prior Year	1,076	1,051	1,226	1,287	1,211	1,064	1,004	1,020	1,307	1,295	1,379	1,277	14,197
	Increase	4	189	150	90	161	292	234	206					1,326
	(Decrease)									(6)	(48)	(208)	(160)	(422)
504 - STEAM TRANSFERRED—CREDIT	Test Year	(1)	4	-	-	-	-	-	-	-	-	-	-	3
504 - STEAM TRANSFERRED—CREDIT	Prior Year	-	-	-	-	-	-	-	-	-	(1)	(1)	(1)	(3)
	Increase		4	-	-	-	-	-	-	-	1	1	1	7
	(Decrease)	(1)												(1)
505 - ELECTRIC EXPENSES	Test Year	464	559	430	543	548	501	498	467	615	522	486	567	6,200
505 - ELECTRIC EXPENSES	Prior Year	389	410	434	442	458	447	437	419	520	495	408	491	5,350
	Increase	75	149		101	90	54	61	48	95	27	78	76	854
	(Decrease)			(4)										(4)
506 - MIS STEAM POWER EXPENSES	Test Year	1,409	1,615	1,781	1,719	2,315	1,779	1,627	1,883	1,847	1,865	1,712	1,551	21,103
506 - MIS STEAM POWER EXPENSES	Prior Year	984	1,239	1,487	1,287	1,596	1,330	1,277	1,257	2,223	1,589	1,636	1,776	17,681
	Increase	425	376	294	432	719	449	350	626		276	76		4,023
	(Decrease)									(376)			(225)	(601)
507 - Rents	Test Year	1	1	1	-	2	1	1	1	1	1	2	1	13
507 - Rents	Prior Year	-	5	1	1	1	2	-	1	3	1	1	2	18
	Increase	1		-		1		1	-		-	1		4
	(Decrease)		(4)		(1)		(1)			(2)			(1)	(9)

Kentucky Utilities Company

Case No. 2012-00221

Comparison of Kentucky Jurisdictional Test Year Account Balances
With Those of the Preceding Year

"000 Omitted"

Account Number and Account Title	Year/ Change	Apr 1st Month	May 2nd Month	Jun 3rd Month	Jul 4th Month	Aug 5th Month	Sep 6th Month	Oct 7th Month	Nov 8th Month	Dec 9th Month	Jan 10th Month	Feb 11th Month	Mar 12th Month	Total
509 - ALLOWANCES	Test Year	8	6	9	9	9	7	9	9	9	11	11	9	106
509 - ALLOWANCES	Prior Year	29	32	41	44	41	26	14	15	18	8	8	8	284
	Increase										3	3	1	7
	(Decrease)	(21)	(26)	(32)	(35)	(32)	(19)	(5)	(6)	(9)				(185)
510 - MTCE SUPRV & ENGR	Test Year	562	544	467	466	547	485	584	509	511	550	790	576	6,591
510 - MTCE SUPRV & ENGR	Prior Year	504	442	439	434	425	688	1,368	458	460	483	513	770	6,984
	Increase	58	102	28	32	122			51	51	67	277		788
	(Decrease)						(203)	(784)					(194)	(1,181)
511 - MTCE OF STRUCTURES	Test Year	421	402	529	469	392	387	334	380	403	438	367	541	5,063
511 - MTCE OF STRUCTURES	Prior Year	331	470	473	325	444	437	353	334	482	485	432	684	5,250
	Increase	90		56	144				46					336
	(Decrease)		(68)			(52)	(50)	(19)		(79)	(47)	(65)	(143)	(523)
512 - MTCE OF BOILER PLANT	Test Year	6,275	3,436	2,347	1,750	2,090	2,049	2,676	2,375	1,850	1,643	3,674	4,702	34,867
512 - MTCE OF BOILER PLANT	Prior Year	3,275	2,466	1,739	1,544	1,578	2,212	3,769	3,428	3,168	1,754	2,400	3,890	31,223
	Increase	3,000	970	608	206	512						1,274	812	7,382
	(Decrease)						(163)	(1,093)	(1,053)	(1,318)	(111)			(3,738)
513 - MTCE OF ELECTRIC PLANT	Test Year	1,975	2,137	572	361	476	438	735	484	285	377	1,141	2,110	11,091
513 - MTCE OF ELECTRIC PLANT	Prior Year	925	786	329	254	482	635	706	828	477	385	536	2,141	8,484
	Increase	1,050	1,351	243	107			29				605		3,385
	(Decrease)					(6)	(197)		(344)	(192)	(8)		(31)	(778)
514 - MTCE OF MISC STEAM PLANT	Test Year	256	506	86	111	137	126	116	311	(59)	134	100	104	1,928
514 - MTCE OF MISC STEAM PLANT	Prior Year	72	128	499	118	112	223	227	131	168	126	94	224	2,122
	Increase	184	378			25			180		8	6		781
	(Decrease)			(413)	(7)		(97)	(111)		(227)			(120)	(975)
535 - OPERATION SUPERVISION & ENGR	Test Year	-	1	1	1	1	-	-	-	1	1	1	-	7
535 - OPERATION SUPERVISION & ENGR	Prior Year	-	1	1	-	1	1	1	-	1	1	-	1	8
	Increase	-	-	-	1	-			-	-	-	1		2
	(Decrease)						(1)	(1)					(1)	(3)

Kentucky Utilities Company

Case No. 2012-00221

Comparison of Kentucky Jurisdictional Test Year Account Balances
With Those of the Preceding Year

"000 Omitted"

Account Number and Account Title	Year/ Change	Apr 1st Month	May 2nd Month	Jun 3rd Month	Jul 4th Month	Aug 5th Month	Sep 6th Month	Oct 7th Month	Nov 8th Month	Dec 9th Month	Jan 10th Month	Feb 11th Month	Mar 12th Month	Total
539 - MISC HYDRAULIC PWR GEN EXP	Test Year	1	-	1	1	1	1	1	30	1	-	1	1	39
539 - MISC HYDRAULIC PWR GEN EXP	Prior Year	-	-	-	1	-	1	1	1	30	12	1	1	48
	Increase	1	-	1	-	1	-	-	29	-	-	-	-	32
	(Decrease)									(29)	(12)			(41)
541 - MTCE SUPERVISION & ENGR	Test Year	9	9	9	7	8	8	9	8	8	9	10	9	103
541 - MTCE SUPERVISION & ENGR	Prior Year	8	7	7	8	8	10	7	7	8	6	6	9	91
	Increase	1	2	2		-		2	1	-	3	4	-	15
	(Decrease)				(1)		(2)							(3)
542 - MTCE OF STRUCTURES	Test Year	8	(1)	14	15	27	30	12	28	(2)	3	3	9	146
542 - MTCE OF STRUCTURES	Prior Year	5	14	10	9	18	10	15	41	9	2	3	4	140
	Increase	3		4	6	9	20				1	-	5	48
	(Decrease)		(15)					(3)	(13)	(11)				(42)
543 - MISC HYD PWR GEN EXP	Test Year	-	-	-	37	-	-	-	-	-	-	-	-	37
543 - MISC HYD PWR GEN EXP	Prior Year	(9)	-	19	30	-	-	-	-	3	-	-	-	43
	Increase	9	-		7	-	-	-	-	-	-	-	-	16
	(Decrease)			(19)						(3)				(22)
544 - MTCE OF ELECTRIC PLANT	Test Year	14	19	10	11	6	1	3	3	5	3	2	3	80
544 - MTCE OF ELECTRIC PLANT	Prior Year	3	15	30	20	17	30	14	2	3	1	3	10	148
	Increase	11	4						1	2	2			20
	(Decrease)			(20)	(9)	(11)	(29)	(11)				(1)	(7)	(88)
545 - MTCE OF MISC HYDRAULIC PLANT	Test Year	-	-	2	2	1	1	-	-	-	-	1	-	7
545 - MTCE OF MISC HYDRAULIC PLANT	Prior Year	-	-	1	2	3	-	-	-	1	3	-	1	11
	Increase	-	-	1	-		1	-	-			1		3
	(Decrease)					(2)				(1)	(3)		(1)	(7)
546 - OPERATION SUPRV & ENGR	Test Year	12	13	16	15	18	15	16	13	13	17	15	19	182
546 - OPERATION SUPRV & ENGR	Prior Year	13	9	13	9	12	14	11	12	9	11	10	13	136
	Increase		4	3	6	6	1	5	1	4	6	5	6	47
	(Decrease)	(1)												(1)

Kentucky Utilities Company

Case No. 2012-00221

Comparison of Kentucky Jurisdictional Test Year Account Balances
With Those of the Preceding Year

"000 Omitted"

Account Number and Account Title	Year/ Change	Apr 1st Month	May 2nd Month	Jun 3rd Month	Jul 4th Month	Aug 5th Month	Sep 6th Month	Oct 7th Month	Nov 8th Month	Dec 9th Month	Jan 10th Month	Feb 11th Month	Mar 12th Month	Total
547 - FUEL	Test Year	2,534	2,624	3,476	5,678	4,200	2,054	714	1,287	712	1,287	1,191	1,744	27,501
547 - FUEL	Prior Year	1,020	2,884	5,303	5,975	6,019	2,748	492	334	4,610	1,830	1,629	1,595	34,439
	Increase	1,514						222	953				149	2,838
	(Decrease)		(260)	(1,827)	(297)	(1,819)	(694)			(3,898)	(543)	(438)		(9,776)
548 - GENERATION EXPENSES	Test Year	25	18	20	23	31	20	19	18	14	22	33	24	267
548 - GENERATION EXPENSES	Prior Year	18	22	19	22	22	17	21	17	24	25	23	43	273
	Increase	7		1	1	9	3		1			10		32
	(Decrease)		(4)					(2)		(10)	(3)		(19)	(38)
549 - MISC OTHE PWR GEN EXPENSES	Test Year	3	3	9	54	3	9	7	4	2	4	4	8	110
549 - MISC OTHE PWR GEN EXPENSES	Prior Year	9	7	13	5	4	4	5	6	13	4	11	3	84
	Increase				49		5	2			-		5	61
	(Decrease)	(6)	(4)	(4)		(1)			(2)	(11)		(7)		(35)
550 - Rents	Test Year	1	2	4	1	3	3	2	2	3	3	3	3	30
550 - Rents	Prior Year	-	12	2	2	2	3	1	2	3	2	2	3	34
	Increase	1		2		1	-	1	-	-	1	1	-	7
	(Decrease)		(10)		(1)									(11)
551 - MTCE SUPRV & ENGR	Test Year	5	8	3	3	3	4	3	3	3	3	2	3	43
551 - MTCE SUPRV & ENGR	Prior Year	6	6	4	8	7	8	8	3	4	3	3	9	69
	Increase		2						-		-			2
	(Decrease)	(1)		(1)	(5)	(4)	(4)	(5)		(1)		(1)	(6)	(28)
552 - MTCE OF STRUCTURES	Test Year	17	11	26	13	22	29	32	9	28	16	13	13	229
552 - MTCE OF STRUCTURES	Prior Year	11	21	21	26	15	17	15	161	19	42	16	16	380
	Increase	6		5		7	12	17		9				56
	(Decrease)		(10)		(13)				(152)		(26)	(3)	(3)	(207)
553 - MTCE OF GENERATING & ELEC EQUIP	Test Year	119	159	107	85	101	103	94	46	168	107	184	91	1,364
553 - MTCE OF GENERATING & ELEC EQUIP	Prior Year	134	134	102	117	97	113	135	109	2,063	102	207	414	3,727
	Increase		25	5		4					5			39
	(Decrease)	(15)			(32)		(10)	(41)	(63)	(1,895)		(23)	(323)	(2,402)

Kentucky Utilities Company

Case No. 2012-00221

Comparison of Kentucky Jurisdictional Test Year Account Balances
With Those of the Preceding Year

"000 Omitted"

Account Number and Account Title	Year/ Change	Apr 1st Month	May 2nd Month	Jun 3rd Month	Jul 4th Month	Aug 5th Month	Sep 6th Month	Oct 7th Month	Nov 8th Month	Dec 9th Month	Jan 10th Month	Feb 11th Month	Mar 12th Month	Total
554 - MTCE OF MISC OTHER PWR GEN PLANT	Test Year	3	50	(4)	2	22	28	18	16	25	10	15	12	197
554 - MTCE OF MISC OTHER PWR GEN PLANT	Prior Year	51	603	56	35	21	(384)	206	41	20	27	29	173	878
	Increase					1	412			5				418
	(Decrease)	(48)	(553)	(60)	(33)			(188)	(25)		(17)	(14)	(161)	(1,099)
555 - PURCHASED POWER	Test Year	10,217	6,404	4,303	6,297	6,710	8,915	7,063	5,934	9,682	9,418	6,919	8,199	90,061
555 - PURCHASED POWER	Prior Year	13,035	12,417	9,556	9,469	12,733	12,904	10,750	10,186	13,849	12,074	7,698	9,423	134,094
	Increase													-
	(Decrease)	(2,818)	(6,013)	(5,253)	(3,172)	(6,023)	(3,989)	(3,687)	(4,252)	(4,167)	(2,656)	(779)	(1,224)	(44,033)
556 - SYST CONTROL & LOAD DISPATCHING	Test Year	120	119	131	116	136	145	121	122	131	168	144	141	1,594
556 - SYST CONTROL & LOAD DISPATCHING	Prior Year	144	124	127	127	139	119	147	123	186	240	123	166	1,765
	Increase			4			26					21		51
	(Decrease)	(24)	(5)		(11)	(3)		(26)	(1)	(55)	(72)		(25)	(222)
557 - OTHER EXPENSES	Test Year	5	63	57	81	52	3	27	5	6	39	2	6	346
557 - OTHER EXPENSES	Prior Year	6	4	17	21	24	34	28	7	42	5	93	91	372
	Increase		59	40	60	28					34			221
	(Decrease)	(1)					(31)	(1)	(2)	(36)		(91)	(85)	(247)
560 - OPERATION SUPRV & ENGR	Test Year	91	77	52	80	116	164	121	116	83	89	108	106	1,203
560 - OPERATION SUPRV & ENGR	Prior Year	65	72	67	83	79	98	126	79	132	81	79	81	1,042
	Increase	26	5			37	66		37		8	29	25	233
	(Decrease)			(15)	(3)			(5)		(49)				(72)
561 - LOAD DISPATCHING	Test Year	172	192	189	164	209	191	181	181	167	193	236	210	2,285
561 - LOAD DISPATCHING	Prior Year	132	115	130	152	164	151	144	137	233	185	128	213	1,884
	Increase	40	77	59	12	45	40	37	44		8	108		470
	(Decrease)									(66)			(3)	(69)
562 - STATION EXPENSES	Test Year	49	91	30	20	65	53	35	120	60	8	29	59	619
562 - STATION EXPENSES	Prior Year	18	18	70	22	47	32	94	89	144	(6)	28	71	627
	Increase	31	73			18	21		31		14	1		189
	(Decrease)			(40)	(2)			(59)		(84)			(12)	(197)

Kentucky Utilities Company

Case No. 2012-00221

Comparison of Kentucky Jurisdictional Test Year Account Balances
With Those of the Preceding Year

"000 Omitted"

Account Number and Account Title	Year/ Change	Apr 1st Month	May 2nd Month	Jun 3rd Month	Jul 4th Month	Aug 5th Month	Sep 6th Month	Oct 7th Month	Nov 8th Month	Dec 9th Month	Jan 10th Month	Feb 11th Month	Mar 12th Month	Total
563 - OVERHEAD LINE EXPENSES	Test Year	38	26	63	29	43	32	21	24	25	13	26	51	391
563 - OVERHEAD LINE EXPENSES	Prior Year	22	43	38	2	56	30	34	23	9	34	20	18	329
	Increase	16		25	27		2		1	16		6	33	126
	(Decrease)		(17)			(13)		(13)			(21)			(64)
565 - TRANSMISSION OF ELEC BY OTHERS	Test Year	177	189	206	193	185	158	187	99	119	124	135	146	1,918
565 - TRANSMISSION OF ELEC BY OTHERS	Prior Year	466	479	443	956	1,060	480	(2,883)	102	252	152	151	172	1,830
	Increase							3,070						3,070
	(Decrease)	(289)	(290)	(237)	(763)	(875)	(322)		(3)	(133)	(28)	(16)	(26)	(2,982)
566 - MISC TRANSMISSION EXPENSES	Test Year	809	910	978	699	984	805	679	809	796	686	788	836	9,779
566 - MISC TRANSMISSION EXPENSES	Prior Year	439	1,615	1,156	699	771	663	1,127	896	826	837	776	1,001	10,806
	Increase	370			-	213	142					12		737
	(Decrease)		(705)	(178)				(448)	(87)	(30)	(151)		(165)	(1,764)
567 - RENTS	Test Year	40	9	3	2	2	2	2	3	3	3	43	3	115
567 - RENTS	Prior Year	40	10	3	2	2	2	2	3	38	2	3	5	112
	Increase	-		-	-	-	-	-	-		1	40		41
	(Decrease)		(1)							(35)			(2)	(38)
570 - MTCE OF STATION EQUIPMENT	Test Year	94	199	230	67	128	122	178	116	120	124	80	111	1,569
570 - MTCE OF STATION EQUIPMENT	Prior Year	64	97	91	83	119	115	114	76	121	66	149	94	1,189
	Increase	30	102	139		9	7	64	40		58		17	466
	(Decrease)				(16)					(1)		(69)		(86)
571 - MTCE OF OVERHEAD LINES	Test Year	221	192	626	628	140	267	313	178	293	203	433	261	3,755
571 - MTCE OF OVERHEAD LINES	Prior Year	208	319	452	717	229	258	386	304	416	291	325	339	4,244
	Increase	13		174			9					108		304
	(Decrease)		(127)		(89)	(89)		(73)	(126)	(123)	(88)		(78)	(793)
573 - MTCE OF MISC TRANSMISSION PLANT	Test Year	112	45	46	38	73	45	39	26	14	32	33	43	546
573 - MTCE OF MISC TRANSMISSION PLANT	Prior Year	11	18	22	9	107	22	36	12	21	2	21	29	310
	Increase	101	27	24	29		23	3	14		30	12	14	277
	(Decrease)					(34)				(7)				(41)

Kentucky Utilities Company

Case No. 2012-00221

Comparison of Kentucky Jurisdictional Test Year Account Balances
With Those of the Preceding Year

"000 Omitted"

Account Number and Account Title	Year/ Change	Apr 1st Month	May 2nd Month	Jun 3rd Month	Jul 4th Month	Aug 5th Month	Sep 6th Month	Oct 7th Month	Nov 8th Month	Dec 9th Month	Jan 10th Month	Feb 11th Month	Mar 12th Month	Total
575 - MKT FACILITATION, MONITORING & COMPLIANCE SVCS	Test Year	102	101	101	124	101	101	102	101	102	94	98	97	1,224
575 - MKT FACILITATION, MONITORING & COMPLIANCE SVCS	Prior Year	155	154	147	154	100	105	101	101	101	101	100	100	1,419
	Increase					1		1	-					2
	(Decrease)	(53)	(53)	(46)	(30)		(4)			1	(7)	(2)	(3)	(197)
580 - OPERATION SUPRV & ENGR	Test Year	200	498	(261)	340	169	139	119	127	98	103	184	171	1,887
580 - OPERATION SUPRV & ENGR	Prior Year	134	132	136	138	171	138	152	114	155	134	137	(292)	1,249
	Increase	66	366		202		1		13			47	463	1,158
	(Decrease)			(397)		(2)		(33)		(57)	(31)			(520)
581 - LOAD DISPATCHING	Test Year	43	49	54	47	62	53	57	58	55	73	77	77	705
581 - LOAD DISPATCHING	Prior Year	57	56	55	57	65	65	57	60	86	58	33	72	721
	Increase							-			15	44	5	64
	(Decrease)	(14)	(7)	(1)	(10)	(3)	(12)		(2)	(31)				(80)
582 - STATION EXPENSES	Test Year	82	73	130	159	137	82	85	91	122	169	165	109	1,404
582 - STATION EXPENSES	Prior Year	60	79	109	113	132	84	72	83	104	98	133	89	1,156
	Increase	22		21	46	5		13	8	18	71	32	20	256
	(Decrease)		(6)				(2)							(8)
583 - OVERHEAD LINE EXPENSES	Test Year	261	291	231	304	290	275	257	280	321	233	252	303	3,298
583 - OVERHEAD LINE EXPENSES	Prior Year	227	224	346	323	276	290	268	261	418	211	302	141	3,287
	Increase	34	67			14			19		22		162	318
	(Decrease)			(115)	(19)		(15)	(11)		(97)		(50)		(307)
584 - UNDERGROUND LINE EXPENSES	Test Year	20	16	22	20	18	26	27	31	21	10	25	19	255
584 - UNDERGROUND LINE EXPENSES	Prior Year	7	25	30	27	13	66	18	23	31	19	29	12	300
	Increase	13				5		9	8				7	42
	(Decrease)		(9)	(8)	(7)		(40)			(10)	(9)	(4)		(87)
585 - STREET LIGHTING & SIGNAL SYST EXP	Test Year	-	-	-	-	-	5	16	1	-	-	-	-	22
585 - STREET LIGHTING & SIGNAL SYST EXP	Prior Year	-	-	-	-	-	-	-	-	-	-	-	-	-
	Increase	-	-	-	-	-	5	16	1	-	-	-	-	22
	(Decrease)													

Kentucky Utilities Company

Case No. 2012-00221

Comparison of Kentucky Jurisdictional Test Year Account Balances
With Those of the Preceding Year

"000 Omitted"

Account Number and Account Title	Year/ Change	Apr 1st Month	May 2nd Month	Jun 3rd Month	Jul 4th Month	Aug 5th Month	Sep 6th Month	Oct 7th Month	Nov 8th Month	Dec 9th Month	Jan 10th Month	Feb 11th Month	Mar 12th Month	Total
586 - METER EXPENSE	Test Year	551	615	615	644	653	581	712	556	667	522	623	590	7,329
586 - METER EXPENSE	Prior Year	550	519	642	620	610	535	629	559	775	258	742	522	6,961
	Increase	1	96		24	43	46	83			264		68	625
	(Decrease)			(27)					(3)	(108)		(119)		(257)
587 - CUSTOMER INSTALLATIONS EXPENSES	Test Year	(8)	(10)	(6)	(3)	(7)	(7)	(8)	(7)	(5)	(2)	(3)	(5)	(71)
587 - CUSTOMER INSTALLATIONS EXPENSES	Prior Year	(10)	(10)	(8)	(4)	(2)	(9)	(13)	(10)	(1)	(3)	(6)	(8)	(84)
	Increase	2		2	1		2		3		-	3	3	16
	(Decrease)		-			(5)		5		(4)				(4)
588 - MISC DISTRIBUTION EXPENSES	Test Year	351	392	413	341	379	344	404	453	539	330	417	343	4,706
588 - MISC DISTRIBUTION EXPENSES	Prior Year	402	332	409	361	378	332	395	407	609	413	394	398	4,830
	Increase		60	4		1	12	9	46			23		155
	(Decrease)	(51)			(20)					(70)	(83)		(55)	(279)
589 - RENTS	Test Year	-	6	-	1	-	2	-	-	2	-	-	-	11
589 - RENTS	Prior Year	1	6	1	-	-	2	-	-	2	1	1	1	15
	Increase		-		1	-	-			-				1
	(Decrease)	(1)		(1)							(1)	(1)	(1)	(5)
590 - MTCE OF SUPRV & ENGR	Test Year	32	24	9	8	22	-	-	-	1	9	14	14	133
590 - MTCE OF SUPRV & ENGR	Prior Year	10	64	9	19	3	1	1	-	1	1	1	(34)	76
	Increase	22		-		19			-	-	8	13	48	110
	(Decrease)		(40)		(11)		(1)	(1)						(53)
592 - MTCE OF STATION EQUIPMENT	Test Year	59	18	67	65	72	63	9	29	51	47	112	58	650
592 - MTCE OF STATION EQUIPMENT	Prior Year	31	59	117	105	23	96	71	31	59	68	52	63	775
	Increase	28				49						60		137
	(Decrease)		(41)	(50)	(40)		(33)	(62)	(2)	(8)	(21)		(5)	(262)
593 - MTCE OF OVERHEAD LINES	Test Year	2,346	2,628	2,530	2,366	2,798	1,985	1,940	2,181	3,137	2,148	2,771	3,026	29,856
593 - MTCE OF OVERHEAD LINES	Prior Year	1,405	1,669	1,734	1,715	2,191	2,024	2,248	1,839	2,875	1,763	1,666	(1,073)	20,056
	Increase	941	959	796	651	607			342	262	385	1,105	4,099	10,147
	(Decrease)						(39)	(308)						(347)

Kentucky Utilities Company

Case No. 2012-00221

Comparison of Kentucky Jurisdictional Test Year Account Balances
With Those of the Preceding Year

"000 Omitted"

Account Number and Account Title	Year/ Change	Apr 1st Month	May 2nd Month	Jun 3rd Month	Jul 4th Month	Aug 5th Month	Sep 6th Month	Oct 7th Month	Nov 8th Month	Dec 9th Month	Jan 10th Month	Feb 11th Month	Mar 12th Month	Total
594 - MTCE OF UNDERGROUND LINES	Test Year	32	44	33	44	43	35	43	37	48	31	41	45	476
594 - MTCE OF UNDERGROUND LINES	Prior Year	16	31	142	86	39	42	42	64	54	35	39	35	625
	Increase	16	13			4		1				2	10	46
	(Decrease)			(109)	(42)		(7)		(27)	(6)	(4)			(195)
595 - MTCE OF LINE TRANSFORMERS	Test Year	3	4	11	27	19	5	16	18	9	8	47	20	187
595 - MTCE OF LINE TRANSFORMERS	Prior Year	12	9	18	15	8	10	9	10	8	7	5	(3)	108
	Increase				12	11		7	8	1	1	42	23	105
	(Decrease)	(9)	(5)	(7)			(5)							(26)
598 - MTCE OF MISC DISTRIBUTION PLANT	Test Year	37	8	16	8	28	(2)	2	1	-	2	9	18	127
598 - MTCE OF MISC DISTRIBUTION PLANT	Prior Year	8	14	17	16	7	8	1	4	1	1	3	(1,140)	(1,060)
	Increase	29				21		1			1	6	1,158	1,216
	(Decrease)		(6)	(1)	(8)		(10)		(3)	(1)				(29)
901 - SUPERVISION	Test Year	192	220	206	219	219	219	226	240	212	217	245	166	2,581
901 - SUPERVISION	Prior Year	202	196	202	192	186	189	207	181	228	200	202	220	2,405
	Increase		24	4	27	33	30	19	59		17	43		256
	(Decrease)	(10)								(16)			(54)	(80)
902 - METER READING EXPENSES	Test Year	443	331	374	452	343	403	372	367	419	364	370	416	4,654
902 - METER READING EXPENSES	Prior Year	409	304	328	373	352	343	362	343	370	10	740	323	4,257
	Increase	34	27	46	79		60	10	24	49	354		93	776
	(Decrease)					(9)						(370)		(379)
903 - CUST RECORDS AND COLLECTION EXP	Test Year	1,077	1,146	1,015	1,015	1,126	1,074	1,261	1,106	973	1,227	1,169	1,359	13,548
903 - CUST RECORDS AND COLLECTION EXP	Prior Year	1,017	1,277	1,110	1,061	1,124	1,135	1,099	1,215	1,301	1,135	1,135	1,197	13,806
	Increase	60				2		162			92	34	162	512
	(Decrease)		(131)	(95)	(46)		(61)		(109)	(328)				(770)
904 - UNCOLLECTIBLE ACCOUNTS	Test Year	258	149	655	567	770	651	348	136	306	872	199	210	5,121
904 - UNCOLLECTIBLE ACCOUNTS	Prior Year	326	486	306	731	1,668	710	428	238	550	1,008	342	406	7,199
	Increase			349										349
	(Decrease)	(68)	(337)		(164)	(898)	(59)	(80)	(102)	(244)	(136)	(143)	(196)	(2,427)

Kentucky Utilities Company

Case No. 2012-00221

Comparison of Kentucky Jurisdictional Test Year Account Balances
With Those of the Preceding Year

"000 Omitted"

Account Number and Account Title	Year/ Change	Apr 1st Month	May 2nd Month	Jun 3rd Month	Jul 4th Month	Aug 5th Month	Sep 6th Month	Oct 7th Month	Nov 8th Month	Dec 9th Month	Jan 10th Month	Feb 11th Month	Mar 12th Month	Total
905 - MISC CUSTOMER ACCOUNTS EXPENSES	Test Year	61	55	57	57	57	74	57	93	41	32	47	79	710
905 - MISC CUSTOMER ACCOUNTS EXPENSES	Prior Year	40	44	40	29	45	50	55	40	50	43	51	68	555
	Increase	21	11	17	28	12	24	2	53				11	179
	(Decrease)									(9)	(11)	(4)		(24)
907 - SUPERVISION	Test Year	14	19	20	14	20	20	17	17	13	13	18	21	206
907 - SUPERVISION	Prior Year	16	18	17	17	19	18	17	16	23	17	17	21	216
	Increase		1	3		1	2	-	1			1	-	9
	(Decrease)	(2)			(3)					(10)	(4)			(19)
908 - CUSTOMER ASSISTANCE EXPENSES	Test Year	563	1,034	1,225	1,454	1,634	1,153	788	1,032	1,753	1,120	526	1,382	13,664
908 - CUSTOMER ASSISTANCE EXPENSES	Prior Year	1,156	944	750	1,538	442	1,111	1,678	692	1,082	1,202	424	866	11,885
	Increase		90	475		1,192	42		340	671		102	516	3,428
	(Decrease)	(593)			(84)			(890)			(82)			(1,649)
909 - INFO AND INSTRUCTIONAL ADV EXP	Test Year	20	9	4	21	12	22	7	4	12	10	10	18	149
909 - INFO AND INSTRUCTIONAL ADV EXP	Prior Year	20	12	3	12	15	22	6	12	15	9	10	18	154
	Increase	-		1	9		-	1			1	-	-	12
	(Decrease)		(3)			(3)			(8)	(3)				(17)
910 - MISC CUST SRVCE AND INFORMATION EXP	Test Year	34	44	22	9	24	34	46	20	30	31	36	87	417
910 - MISC CUST SRVCE AND INFORMATION EXP	Prior Year	8	21	11	14	48	22	163	26	68	10	15	20	426
	Increase	26	23	11			12				21	21	67	181
	(Decrease)				(5)	(24)		(117)	(6)	(38)				(190)
913 - ADVERTISING EXPENSES	Test Year	2	-	7	4	4	-	1	4	-	1	-	-	23
913 - ADVERTISING EXPENSES	Prior Year	4	-	4	7	4	4	2	4	4	-	-	9	42
	Increase		-	3		-			-		1	-		4
	(Decrease)	(2)			(3)		(4)	(1)		(4)			(9)	(23)
920 - GENERAL & ADMIN SALARIES	Test Year	1,155	1,595	2,147	1,025	1,748	1,971	1,422	1,487	1,361	1,729	2,012	1,771	19,423
920 - GENERAL & ADMIN SALARIES	Prior Year	1,224	1,480	1,696	1,093	1,443	1,969	2,191	266	1,969	1,570	1,563	2,191	18,655
	Increase		115	451		305	2		1,221		159	449		2,702
	(Decrease)	(69)			(68)			(769)		(608)			(420)	(1,934)

Kentucky Utilities Company

Case No. 2012-00221

Comparison of Kentucky Jurisdictional Test Year Account Balances
With Those of the Preceding Year

"000 Omitted"

Account Number and Account Title	Year/ Change	Apr 1st Month	May 2nd Month	Jun 3rd Month	Jul 4th Month	Aug 5th Month	Sep 6th Month	Oct 7th Month	Nov 8th Month	Dec 9th Month	Jan 10th Month	Feb 11th Month	Mar 12th Month	Total
921 - OFFICE SUPPLIES & EXPENSE	Test Year	486	494	517	473	547	535	550	553	682	435	568	787	6,627
921 - OFFICE SUPPLIES & EXPENSE	Prior Year	561	545	499	493	413	463	523	529	779	626	466	620	6,517
	Increase			18		134	72	27	24			102	167	544
	(Decrease)	(75)	(51)		(20)					(97)	(191)			(434)
922 - ADMINISTRATIVE EXP TRANSF - CREDIT	Test Year	(125)	(157)	(200)	(166)	(242)	(268)	(213)	(223)	(213)	(229)	(277)	(267)	(2,580)
922 - ADMINISTRATIVE EXP TRANSF - CREDIT	Prior Year	(107)	(121)	(133)	(96)	(112)	(138)	(96)	(108)	(160)	(154)	(149)	(213)	(1,587)
	Increase													-
	(Decrease)	(18)	(36)	(67)	(70)	(130)	(130)	(117)	(115)	(53)	(75)	(128)	(54)	(993)
923 - OUTSIDE SERVICES EMPLOYED	Test Year	545	579	579	640	760	987	333	829	999	426	364	837	7,878
923 - OUTSIDE SERVICES EMPLOYED	Prior Year	740	356	897	(37)	405	684	548	304	840	284	528	608	6,157
	Increase		223		677	355	303		525	159	142		229	2,613
	(Decrease)	(195)		(318)				(215)				(164)		(892)
924 - PROPERTY INSURANCE	Test Year	318	488	298	290	290	288	306	266	440	320	114	305	3,723
924 - PROPERTY INSURANCE	Prior Year	308	329	440	308	308	411	308	290	402	290	294	99	3,787
	Increase	10	159							38	30		206	443
	(Decrease)			(142)	(18)	(18)	(123)	(2)	(24)			(180)		(507)
925 - INJURIES AND DAMAGES	Test Year	378	177	529	185	192	142	273	172	167	238	196	518	3,167
925 - INJURIES AND DAMAGES	Prior Year	145	433	(55)	638	51	376	(201)	352	(57)	187	172	168	2,209
	Increase	233		584		141		474		224	51	24	350	2,081
	(Decrease)		(256)		(453)		(234)		(180)					(1,123)
926 - EMPLOYEE PENSIONS & BENEFITS	Test Year	3,065	3,136	3,081	2,885	3,228	2,908	2,915	2,885	3,180	2,934	2,642	2,994	35,853
926 - EMPLOYEE PENSIONS & BENEFITS	Prior Year	2,999	2,947	3,013	2,772	3,008	3,007	2,562	3,310	2,865	3,040	3,443	3,533	36,499
	Increase	66	189	68	113	220		353		315				1,324
	(Decrease)						(99)		(425)		(106)	(801)	(539)	(1,970)
928 - REGULATORY COMMISSION EXPENSES	Test Year	146	151	219	106	111	148	120	111	101	106	106	71	1,496
928 - REGULATORY COMMISSION EXPENSES	Prior Year	62	56	64	94	120	104	111	110	113	112	112	147	1,205
	Increase	84	95	155	12		44	9	1					400
	(Decrease)					(9)				(12)	(6)	(6)	(76)	(109)

Kentucky Utilities Company

Case No. 2012-00221

Comparison of Kentucky Jurisdictional Test Year Account Balances
With Those of the Preceding Year

"000 Omitted"

Account Number and Account Title	Year/ Change	Apr 1st Month	May 2nd Month	Jun 3rd Month	Jul 4th Month	Aug 5th Month	Sep 6th Month	Oct 7th Month	Nov 8th Month	Dec 9th Month	Jan 10th Month	Feb 11th Month	Mar 12th Month	Total
930.1 - GENERAL ADVERTISING EXPENSES	Test Year	130	47	83	12	75	54	28	18	125	5	81	128	786
930.1 - GENERAL ADVERTISING EXPENSES	Prior Year	39	68	32	10	22	25	153	8	66	10	76	97	606
	Increase	91		51	2	53	29		10	59		5	31	331
	(Decrease)		(21)					(125)			(5)			(151)
930.2 - MISCELLANEOUS GENERAL EXP	Test Year	523	108	72	454	107	72	415	137	193	283	205	223	2,792
930.2 - MISCELLANEOUS GENERAL EXP	Prior Year	214	82	232	134	52	188	(1,803)	127	68	147	447	90	(22)
	Increase	309	26		320	55		2,218	10	125	136		133	3,332
	(Decrease)			(160)			(116)					(242)		(518)
931 - RENTS	Test Year	164	169	167	171	181	173	136	174	173	177	173	255	2,113
931 - RENTS	Prior Year	183	170	170	186	121	176	156	159	176	172	168	167	2,004
	Increase					60			15		5	5	88	173
	(Decrease)	(19)	(1)	(3)	(15)		(3)	(20)		(3)				(64)
935 - MTCE OF GEN PLNT & EQ	Test Year	945	938	921	995	1,106	1,011	927	958	937	913	1,017	1,086	11,754
935 - MTCE OF GEN PLNT & EQ	Prior Year	913	880	746	804	768	828	819	979	1,058	892	936	986	10,609
	Increase	32	58	175	191	338	183	108			21	81	100	1,287
	(Decrease)								(21)	(121)				(142)

**Kentucky Utilities Company
Total Company**

Account	Test	REPORTING YEARS					COMPARISONS				
		2011	2010	2009	2008	2007	Test vs. '11	'11 vs. '10	'10 vs. '09	'09 vs. '08	'08 vs. '07
1. POWER PRODUCTION EXPENSES											
A. Steam Power Generation											
Operation											
(500) Operation Supervision and Engineering	5,863,735	5,675,691	5,052,876	3,812,215	4,096,569	3,884,997	3.31%	12.33%	32.54%	-6.94%	5.45%
(501) Fuel	485,118,157	490,008,153	456,018,872	415,456,996	468,318,498	402,527,315	-1.00%	7.45%	9.76%	-11.29%	16.34%
(502) Steam Expenses	17,638,654	18,117,669	15,369,118	12,683,781	12,298,437	9,983,115	-2.64%	17.88%	21.17%	3.13%	23.19%
(504) Steam Transferred-Cr.	3,149	-	-	-	-	-	-100.00%	0.00%	0.00%	0.00%	0.00%
(505) Electric Expenses	7,242,233	7,028,116	6,019,436	5,475,237	5,592,653	5,596,263	3.05%	16.76%	9.94%	-2.10%	-0.06%
(506) Miscellaneous Steam Power Expenses	24,650,925	24,491,050	18,657,073	17,161,081	10,595,994	7,282,652	0.65%	31.27%	8.72%	61.96%	45.50%
(507) Rents	15,035	14,923	14,886	-	-	-	0.75%	0.25%	100.00%	0.00%	0.00%
(509) Allowances	123,953	115,585	465,665	1,076,442	619,818	2,614,525	7.24%	-75.18%	-56.74%	73.67%	-76.29%
TOTAL Operation	540,655,841	545,451,187	501,597,926	455,665,752	501,521,969	431,888,867	-0.88%	8.74%	10.08%	-9.14%	16.12%
Maintenance											
(510) Maintenance Supervision and Engineering	7,698,349	7,518,383	7,827,044	8,032,502	6,147,126	4,952,714	2.39%	-3.94%	-2.56%	30.67%	24.12%
(511) Maintenance of Structures	5,922,843	6,215,716	5,750,632	5,465,692	5,408,039	5,036,929	-4.71%	8.09%	5.21%	1.07%	7.37%
(512) Maintenance of Boiler Plant	40,474,320	38,089,352	33,706,581	30,085,584	25,209,896	27,400,811	6.26%	13.00%	12.04%	19.34%	-8.00%
(513) Maintenance of Electric Plant	12,821,462	12,147,802	7,472,160	10,030,450	9,741,859	10,556,105	5.55%	62.57%	-25.51%	2.96%	-7.71%
(514) Maintenance of Miscellaneous Steam Plant	2,252,600	2,376,947	2,338,458	1,186,672	1,059,004	1,065,291	-5.23%	1.65%	97.06%	12.06%	-0.59%
TOTAL Maintenance	69,169,574	66,348,200	57,094,875	54,800,900	47,565,924	49,011,850	4.25%	16.21%	4.19%	15.21%	-2.95%
TOTAL Power Production Expenses - Steam Power	609,825,415	611,799,387	558,692,801	510,466,652	549,087,893	480,900,717	-0.32%	9.51%	9.45%	-7.03%	14.18%
B. Hydraulic Power Generation											
Operation											
(535) Operation Supervision and Engineering	7,944	7,598	7,910	7,472	7,332	8,950	4.55%	-3.94%	5.86%	1.91%	-18.08%
(539) Misc. Hydraulic Power Generation Exp.	44,637	57,700	42,443	66,166	42,056	30,470	-22.64%	35.95%	-35.85%	57.33%	38.02%
TOTAL Operation	52,581	65,298	50,353	73,638	49,388	39,420	-19.48%	29.68%	-31.62%	49.10%	25.29%
Maintenance											
(541) Maintenance Supervision and Engineering	118,804	113,239	104,647	102,893	104,880	107,573	4.91%	8.21%	1.70%	-1.89%	-2.50%
(542) Maintenance of Structures	169,133	163,161	179,432	304,520	148,534	144,686	3.66%	-9.07%	-41.08%	105.02%	2.66%
(543) Maintenance of Reservoirs, Dams, and Waterways	42,400	42,400	50,194	204,843	-	-	0.00%	-15.53%	-75.50%	100.00%	0.00%
(544) Maintenance of Electric Plant	92,183	97,829	188,802	90,818	76,469	197,756	-5.77%	-48.18%	107.89%	18.76%	-61.33%
(545) Maintenance of Misc. Hydraulic Plant	7,916	10,289	14,839	4,890	5,629	5,459	-23.06%	-30.66%	203.46%	-13.13%	3.11%
TOTAL Maintenance	430,436	426,918	537,914	707,964	335,512	455,474	0.82%	-20.63%	-24.02%	111.01%	-26.34%
TOTAL Power Production Expenses - Hydraulic Power	483,017	492,216	588,267	781,602	384,900	494,894	-1.87%	-16.33%	-24.74%	103.07%	-22.23%
C. Other Power Generation											
Operation											
(546) Operation Supervision and Engineering	211,588	193,379	160,466	151,335	177,861	74,616	9.42%	20.51%	6.03%	-14.91%	138.37%
(547) Fuel	31,699,199	32,640,489	40,065,316	18,240,318	44,080,973	57,591,370	-2.88%	-18.53%	119.65%	-58.62%	-23.46%
(548) Generation Expenses	309,790	323,470	293,562	245,405	2,352,366	713,415	-4.23%	10.19%	19.62%	-89.57%	229.73%
(549) Miscellaneous Other Power Generation Expenses	128,114	131,803	126,894	115,234	137,843	144,288	-2.80%	3.87%	10.12%	-16.40%	-4.47%
(550) Rents	34,454	32,062	30,246	-	-	-	7.46%	6.00%	100.00%	0.00%	0.00%
TOTAL Operation	32,383,145	33,321,203	40,676,484	18,752,292	46,749,043	58,523,689	-2.82%	-18.08%	116.91%	-59.89%	-20.12%
Maintenance											
(551) Maintenance Supervision and Engineering	49,628	57,259	92,453	94,877	106,233	42,895	-13.33%	-38.07%	-2.55%	-10.69%	147.66%
(552) Maintenance of Structures	265,097	304,697	411,346	273,434	157,283	150,424	-13.00%	-25.93%	50.44%	73.85%	4.56%
(553) Maintenance of Generating and Electric Plant	1,581,845	1,976,711	3,909,806	1,355,144	2,318,502	2,975,965	-19.98%	-49.44%	188.52%	-41.55%	-22.09%
(554) Maintenance of Misc. Other Power Gen. Plant	228,247	449,694	788,094	526,041	517,893	252,060	-49.24%	-42.94%	49.82%	1.57%	105.46%
TOTAL Maintenance	2,124,817	2,788,361	5,201,699	2,249,496	3,099,911	3,421,334	-23.80%	-46.40%	131.24%	-27.43%	-9.39%
TOTAL Power Production Expenses - Other Power	34,507,962	36,109,564	45,878,183	21,001,788	49,848,954	61,945,033	-4.44%	-21.29%	118.45%	-57.87%	-19.53%

**Kentucky Utilities Company
Total Company**

Account	Test	2011	2010	2009	2008	2007	Test vs. '11	'11 vs. '10	'10 vs. '09	'09 vs. '08	'08 vs. '07
D. Other Power Supply Expenses											
(555) Purchased Power	103,829,270	109,114,948	174,621,937	198,813,399	221,176,768	168,443,606	-4.84%	-37.51%	-12.17%	-10.11%	31.31%
(556) System Control and Load Dispatching	1,841,937	1,929,863	1,948,261	1,770,747	1,593,466	1,552,192	-4.56%	-0.94%	10.02%	11.13%	2.66%
(557) Other Expenses	403,738	569,812	232,429	858,038	980,360	1,666,475	-29.15%	145.16%	-72.91%	-12.48%	-41.17%
TOTAL Other Power Supply Expenses	106,074,945	111,614,623	176,802,627	201,442,184	223,750,594	171,662,273	-4.96%	-36.87%	-12.23%	-9.97%	30.34%
TOTAL Power Production Expenses	750,891,339	760,015,790	781,961,878	733,692,226	823,072,341	715,002,917	-1.20%	-2.81%	6.58%	-10.86%	15.11%
2. TRANSMISSION EXPENSES											
Operation											
(560) Operation Supervision and Engineering	1,499,599	1,420,030	1,249,234	938,282	1,987,071	916,089	5.60%	13.67%	33.14%	-52.78%	116.91%
(561) Load Dispatching	2,036,318	1,901,369	1,465,344	1,142,269	1,028,651	957,968	7.10%	29.76%	28.28%	11.05%	7.38%
(561.4) Scheduling, System Control and Dispatch Services	41	135	772	5,367	19,268	259	-69.63%	-82.51%	-85.62%	-72.15%	7339.38%
(561.5) Reliability, Planning and Standards Development	787,310	756,221	730,443	421,156	-	-	4.11%	3.53%	73.44%	100.00%	0.00%
(561.6) Transmission Service Studies	23,861	49,359	11,316	(90,921)	47,889	18,891	-51.66%	336.19%	112.45%	-289.86%	153.50%
(561.8) Reliability, Planning and Standards Development Svcs	3	10	55	385	1,386	18	-70.00%	-81.82%	-85.71%	-72.22%	7600.00%
(562) Station Expenses	771,551	767,907	742,671	427,272	400,774	458,794	0.47%	3.40%	73.82%	6.61%	-12.65%
(563) Overhead Lines Expense	487,466	466,728	403,446	382,898	424,984	400,237	4.44%	15.69%	5.37%	-9.90%	6.18%
(565) Transmission of Electricity by Others	2,390,404	2,476,360	3,520,121	2,968,189	6,315,049	4,484,694	-3.47%	-29.65%	18.59%	-53.00%	40.81%
(566) Miscellaneous Transmission Expenses	12,105,329	12,483,188	11,541,244	5,244,100	4,842,910	6,293,929	-3.03%	8.16%	120.08%	8.28%	-23.05%
(567) Rents	142,847	97,338	138,597	151,270	99,500	56,986	46.75%	-29.77%	-8.38%	52.03%	74.60%
TOTAL Operation	20,244,729	20,418,645	19,803,243	11,590,267	15,167,482	13,587,865	-0.85%	3.11%	70.86%	-23.58%	11.63%
Maintenance											
(570) Maintenance of Station Equipment	1,954,951	1,948,538	1,374,877	1,328,766	1,212,830	1,169,930	0.33%	41.72%	3.47%	9.56%	3.67%
(571) Maintenance of Overhead Lines	4,660,622	4,736,339	5,044,766	4,955,410	3,143,960	3,515,529	-1.60%	-6.11%	1.80%	57.62%	-10.57%
(573) Maintenance of Misc. Transmission Plant	680,913	610,057	408,213	383,109	375,802	309,324	11.61%	49.45%	6.55%	1.94%	21.49%
TOTAL Maintenance	7,294,486	7,294,934	6,827,856	6,667,285	4,732,592	4,994,783	0.02%	6.84%	2.41%	40.88%	-5.25%
TOTAL Transmission Expenses	27,541,215	27,713,579	26,631,099	18,257,552	19,900,074	18,582,648	-0.62%	4.06%	45.86%	-8.25%	7.09%
3. REGIONAL MARKET EXPENSES											
Operation											
(575.7) Market Facilitation, Monitoring and Compliance Svcs	1,397,356	1,412,238	1,883,682	1,638,767	38,293	5,792	-1.05%	-25.03%	14.95%	4179.55%	561.14%
TOTAL Operation	1,397,356	1,412,238	1,883,682	1,638,767	38,293	5,792	-1.05%	-25.03%	14.95%	4179.55%	561.14%
4. DISTRIBUTION EXPENSES											
Operation											
(580) Operation Supervision and Engineering	2,005,458	1,495,447	1,679,744	2,948,316	1,437,058	1,337,127	34.10%	-10.97%	-43.03%	105.16%	7.47%
(581) Load Dispatching	762,447	693,609	793,223	732,823	603,830	667,273	9.92%	-12.56%	8.24%	21.36%	-9.51%
(582) Stations Expenses	1,518,314	1,386,015	1,211,630	1,104,093	1,229,962	1,103,556	9.55%	14.39%	9.74%	-10.23%	11.45%
(583) Overhead Line Expenses	3,566,081	3,418,007	3,134,659	3,661,640	4,122,244	2,806,778	4.33%	9.04%	-14.39%	-11.17%	46.87%
(584) Underground Line Expenses	260,295	265,333	275,541	72,193	72,556	85,185	-1.90%	-3.70%	281.67%	-0.50%	-14.83%
(585) Street Lighting and Signal System Expenses	22,470	22,470	-	-	10,104	6,500	0.00%	100.00%	0.00%	-100.00%	55.45%
(586) Meter Expenses	7,762,013	7,538,232	7,565,943	6,331,754	6,521,240	6,202,616	2.97%	-0.37%	19.49%	-2.91%	5.14%
(587) Customer Installations Expenses	(74,303)	(79,639)	(84,261)	(52,277)	(80,541)	(81,768)	6.70%	5.49%	-61.18%	35.09%	1.50%
(588) Miscellaneous Expenses	5,002,070	5,124,964	5,079,901	4,255,583	4,687,096	4,557,460	-2.40%	0.89%	19.37%	-9.21%	2.84%
(589) Rents	11,380	13,269	15,262	16,020	12,842	13,002	-14.24%	-13.06%	-4.73%	24.75%	-1.23%
TOTAL Operation	20,836,225	19,877,707	19,671,642	19,070,145	18,616,391	16,697,729	4.82%	1.05%	3.15%	2.44%	11.49%
Maintenance											
(590) Maintenance Supervision and Engineering	141,390	69,784	122,617	75,226	7,745	7,927	102.61%	-43.09%	63.00%	871.28%	-2.30%
(591) Maintenance of Structures	-	-	-	-	685	-	0.00%	0.00%	0.00%	-100.00%	100.00%
(592) Maintenance of Station Equipment	702,683	666,810	794,447	627,174	959,759	813,560	5.38%	-16.07%	26.67%	-34.65%	17.97%
(593) Maintenance of Overhead Lines	32,306,694	26,227,833	24,778,802	26,088,493	22,896,107	19,293,285	23.18%	5.85%	-5.02%	13.94%	18.67%
(594) Maintenance of Underground Lines	485,649	479,392	651,909	525,538	630,133	621,863	1.31%	-26.46%	24.05%	-16.60%	1.33%
(595) Maintenance of Line Transformers	196,998	127,331	84,192	163,309	79,117	112,521	54.71%	51.24%	-48.45%	106.41%	-29.69%
(596) Maintenance of Street Lighting and Signal Systems	-	-	-	24,802	60,839	81,269	0.00%	0.00%	-100.00%	-59.23%	-25.14%
(598) Maintenance of Miscellaneous Distribution Plant	135,084	(1,103,830)	(130,430)	1,890,125	(5,118)	11,846	112.24%	-746.30%	-106.90%	37030.93%	-143.20%
TOTAL Maintenance	33,968,498	26,467,320	26,301,537	29,394,667	24,629,267	20,942,271	28.34%	0.63%	-10.52%	19.35%	17.61%
TOTAL Distribution Expenses	54,804,723	46,345,027	45,973,179	48,464,812	43,245,658	37,640,000	18.25%	0.81%	-5.14%	12.07%	14.89%

**Kentucky Utilities Company
Total Company**

Account	Test	2011	2010	2009	2008	2007	Test vs. '11	'11 vs. '10	'10 vs. '09	'09 vs. '08	'08 vs. '07
5. CUSTOMER ACCOUNTS EXPENSES											
Operation											
(901) Supervision	2,728,449	2,722,056	2,527,610	2,162,211	1,940,125	1,991,238	0.23%	7.69%	16.90%	11.45%	-2.57%
(902) Meter Reading Expenses	4,920,048	4,836,309	4,513,214	3,980,247	3,761,113	4,292,201	1.73%	7.16%	13.39%	5.83%	-12.37%
(903) Customer Records and Collection Expenses	14,319,515	14,012,026	14,571,794	14,908,295	12,515,610	11,681,015	2.19%	-3.84%	-2.26%	19.12%	7.14%
(904) Uncollectible Accounts	5,413,178	5,911,868	7,067,022	3,879,137	3,919,708	2,323,942	-8.44%	-16.35%	82.18%	-1.04%	68.67%
(905) Miscellaneous Customer Accounts Expenses	750,345	753,506	514,885	381,731	334,960	173,641	-0.42%	46.34%	34.88%	13.96%	92.90%
TOTAL Customer Accounts Expenses	28,131,535	28,235,765	29,194,525	25,311,621	22,471,516	20,462,037	-0.37%	-3.28%	15.34%	12.64%	9.82%
6. CUSTOMER SERVICE AND INFORMATIONAL EXP.											
Operation											
(907) Supervision	205,691	209,306	207,951	169,903	252,037	234,620	-1.73%	0.65%	22.39%	-32.59%	7.42%
(908) Customer Assistance Expenses	13,664,343	13,127,928	11,521,815	11,302,051	2,726,413	4,748,069	4.09%	13.94%	1.94%	314.54%	-42.58%
(909) Informational and Instructional Expenses	157,093	155,032	174,962	152,470	68,864	536,623	1.33%	-11.39%	14.75%	121.41%	-87.17%
(910) Misc. Customer Service and Informational Expenses	417,606	308,037	376,752	2,718,541	1,870,819	1,870,973	35.57%	-18.24%	-86.14%	45.31%	150.12%
TOTAL Customer Service and Informational Expenses	14,444,733	13,800,303	12,281,480	14,342,965	4,918,133	6,267,285	4.67%	12.37%	-14.37%	191.63%	-21.53%
7. SALES EXPENSES											
Operation											
(912) Demonstrating and Selling Expenses	-	-	-	7,959	-	-	0.00%	0.00%	-100.00%	100.00%	0.00%
(913) Advertising Expenses	23,966	33,461	42,130	52,319	58,162	48,890	-28.38%	-20.58%	-19.47%	-10.05%	18.97%
TOTAL SALES EXPENSES	23,966	33,461	42,130	60,278	58,162	48,890	-28.38%	-20.58%	-30.11%	3.64%	18.97%
8. ADMINISTRATIVE AND GENERAL EXPENSES											
Operation											
(920) Administrative and General Salaries	21,838,736	21,604,416	20,342,719	17,889,542	16,142,090	15,682,009	1.08%	6.20%	13.71%	10.83%	2.93%
(921) Office Supplies and Expenses	7,450,944	7,356,115	7,105,951	5,425,432	6,798,911	7,271,153	1.29%	3.52%	30.97%	-20.20%	-6.49%
(Less) (922) Administrative Exp. Transferred-Credit	(2,900,745)	(2,610,773)	(1,624,418)	(2,091,217)	(1,992,872)	(1,316,492)	11.11%	60.72%	-22.32%	4.93%	51.38%
(923) Outside Services Employed	8,857,900	8,618,092	6,856,825	6,534,631	12,763,789	8,985,949	2.78%	25.69%	4.93%	-48.80%	42.04%
(924) Property Insurance	4,275,705	4,205,919	4,682,557	3,300,729	2,832,972	3,394,768	1.66%	-10.18%	41.86%	16.51%	-16.55%
(925) Injuries and Damages	3,560,504	3,080,346	2,451,761	1,840,624	1,226,235	1,178,211	15.59%	25.64%	33.20%	50.10%	4.08%
(926) Employee Pensions and Benefits	39,264,089	40,898,849	39,239,991	38,828,205	24,119,043	22,618,725	-4.00%	4.23%	1.06%	60.99%	6.63%
(927) Franchise Requirements	3,752	3,596	3,186	3,490	3,196	3,206	4.34%	12.87%	-8.71%	9.20%	-0.31%
(928) Regulatory Commission Expenses	1,800,751	1,866,287	1,123,535	1,200,955	1,192,613	930,738	-3.51%	66.11%	-6.45%	0.70%	28.14%
(929) (Less) Duplicate Charges-Cr.	(3,752)	(3,596)	(3,186)	(3,490)	(3,196)	(3,206)	4.34%	12.87%	-8.71%	9.20%	-0.31%
(930.1) General Advertising Expenses	827,234	795,814	558,382	760,367	585,277	445,124	3.95%	42.52%	-26.56%	29.92%	31.49%
(930.2) Miscellaneous General Expenses	3,059,177	2,963,630	2,381,131	1,949,580	1,738,084	1,545,718	3.22%	24.46%	22.14%	12.17%	12.45%
(931) Rents	2,376,358	2,294,768	2,199,215	1,970,871	1,741,354	1,565,377	3.56%	4.34%	11.59%	13.18%	11.24%
TOTAL Operation	90,410,653	91,073,463	85,317,649	77,609,719	67,147,496	62,301,280	-0.73%	6.75%	9.93%	15.58%	7.78%
Maintenance											
(935) Maintenance of General Plant	13,215,870	12,977,636	11,850,104	9,453,795	8,415,586	6,416,472	1.84%	9.51%	25.35%	12.34%	31.16%
TOTAL Admin & General Expenses	103,626,523	104,051,099	97,167,753	87,063,514	75,563,082	68,717,752	-0.41%	7.08%	11.61%	15.22%	9.96%
TOTAL Electric Operation and Maintenance Expenses	980,861,390	981,607,262	995,135,726	928,831,735	989,267,259	866,727,321	-0.08%	-1.36%	7.14%	-6.11%	14.14%

**Kentucky Utilities Company
Kentucky Jurisdictional
REPORTING YEARS**

COMPARISONS

Account	Test	2011	2010	2009	2008	2007	Test vs. '11	'11 vs. '10	'10 vs. '09	'09 vs. '08	'08 vs. '07
1. POWER PRODUCTION EXPENSES											
A. Steam Power Generation											
Operation											
(500) Operation Supervision and Engineering	5,020,059	4,865,017	4,333,948	3,257,304	3,511,619	3,311,643	3.19%	12.25%	33.05%	-7.24%	6.04%
(501) Fuel	420,872,445	425,197,215	396,715,062	360,787,465	406,850,530	349,272,178	-1.02%	7.18%	9.96%	-11.32%	16.49%
(502) Steam Expenses	15,100,640	15,529,874	13,182,384	10,837,513	10,542,340	8,509,791	-2.76%	17.81%	21.64%	2.80%	23.88%
(504) Steam Transferred-Cr.	2,696	-	-	-	-	-	-100.00%	0.00%	0.00%	0.00%	0.00%
(505) Electric Expenses	6,200,218	6,024,272	5,162,984	4,678,254	4,794,077	4,770,358	2.92%	16.68%	10.36%	-2.42%	0.50%
(506) Miscellaneous Steam Power Expenses	21,102,859	20,992,928	16,002,525	14,663,091	9,082,989	6,207,867	0.52%	31.19%	9.13%	61.43%	46.31%
(507) Rents	12,872	12,792	12,768	-	-	-	0.63%	0.18%	100.00%	0.00%	0.00%
(509) Allowances	99,076	399,410	919,754	531,314	2,228,669	7.11%	-75.19%	-56.57%	73.11%	-76.16%	
TOTAL Operation	468,417,908	472,721,174	435,809,081	395,143,380	435,312,868	374,300,506	-0.91%	8.47%	10.29%	-9.23%	16.30%
Maintenance											
(510) Maintenance Supervision and Engineering	6,590,708	6,444,512	6,713,404	6,863,280	5,269,376	4,221,785	2.27%	-4.01%	-2.18%	30.25%	24.81%
(511) Maintenance of Structures	5,063,205	5,327,909	4,932,426	4,670,098	4,635,824	4,293,571	-4.97%	8.02%	5.62%	0.74%	7.97%
(512) Maintenance of Boiler Plant	34,867,058	33,051,463	29,323,147	26,126,655	21,901,034	23,775,631	5.49%	12.71%	12.23%	19.29%	-7.88%
(513) Maintenance of Electric Plant	11,091,401	10,541,073	6,500,429	8,710,554	8,463,216	9,159,512	5.22%	62.16%	-25.37%	2.92%	-7.60%
(514) Maintenance of Miscellaneous Steam Plant	1,928,065	2,037,441	2,005,740	1,013,938	907,789	908,074	-5.37%	1.58%	97.82%	11.69%	-0.03%
TOTAL Maintenance	59,540,437	57,402,398	49,475,146	47,384,526	41,177,239	42,358,573	3.72%	16.02%	4.41%	15.07%	-2.79%
TOTAL Power Production Expenses - Steam Power	527,958,345	530,123,572	485,284,227	442,527,906	476,490,107	416,659,079	-0.41%	9.24%	9.66%	-7.13%	14.36%
B. Hydraulic Power Generation											
Operation											
(535) Operation Supervision and Engineering	6,861	6,571	6,850	6,458	6,361	7,730	4.41%	-4.07%	6.07%	1.52%	-17.70%
(539) Misc. Hydraulic Power Generation Exp.	38,552	49,903	36,755	57,188	36,489	26,316	-22.75%	35.77%	-35.73%	56.73%	38.66%
TOTAL Operation	45,413	56,475	43,604	63,647	42,850	34,046	-19.59%	29.52%	-31.49%	48.53%	25.86%
Maintenance											
(541) Maintenance Supervision and Engineering	102,609	97,938	90,622	88,932	90,997	92,908	4.77%	8.07%	1.90%	-2.27%	-2.06%
(542) Maintenance of Structures	146,078	141,114	155,384	263,202	128,872	124,961	3.52%	-9.18%	-40.96%	104.23%	3.13%
(543) Maintenance of Reservoirs, Dams, and Waterways	36,620	36,671	43,467	177,049	-	-	-0.14%	-15.63%	-75.45%	100.00%	0.00%
(544) Maintenance of Electric Plant	79,975	84,890	164,249	78,867	66,432	171,593	-5.79%	-48.32%	108.26%	18.72%	-61.28%
(545) Maintenance of Misc. Hydraulic Plant	6,837	8,899	12,850	4,227	4,884	4,715	-23.17%	-30.75%	204.04%	-13.46%	3.59%
TOTAL Maintenance	372,119	369,511	466,571	612,277	291,185	394,177	0.71%	-20.80%	-23.80%	110.27%	-26.13%
TOTAL Power Production Expenses - Hydraulic Power	417,532	425,986	510,175	675,924	334,035	428,223	-1.98%	-16.50%	-24.52%	102.35%	-21.99%
C. Other Power Generation											
Operation											
(546) Operation Supervision and Engineering	182,409	166,935	138,563	130,312	153,709	64,182	9.27%	20.48%	6.33%	-15.22%	139.49%
(547) Fuel	27,501,175	28,323,294	34,854,949	15,840,095	38,295,236	49,971,921	-2.90%	-18.74%	120.04%	-58.64%	-23.37%
(548) Generation Expenses	267,069	279,236	253,492	211,315	2,032,938	613,654	-4.36%	10.16%	19.96%	-89.61%	231.28%
(549) Miscellaneous Other Power Generation Expenses	110,447	113,779	109,573	99,226	119,125	124,111	-2.93%	3.84%	10.43%	-16.70%	-4.02%
(550) Rents	29,703	27,678	26,117	-	-	-	7.32%	5.97%	100.00%	0.00%	0.00%
TOTAL Operation	28,090,802	28,910,922	35,382,694	16,280,948	40,601,008	50,773,868	-2.84%	-18.29%	117.33%	-59.90%	-20.04%
Maintenance											
(551) Maintenance Supervision and Engineering	42,784	49,429	79,833	81,697	91,808	36,897	-13.44%	-38.08%	-2.28%	-11.01%	148.82%
(552) Maintenance of Structures	228,539	263,030	355,198	235,450	135,926	129,389	-13.11%	-25.95%	50.86%	73.22%	5.05%
(553) Maintenance of Generating and Electric Plant	1,363,702	1,706,401	3,376,128	1,166,896	2,003,672	2,559,819	-20.08%	-49.46%	189.33%	-41.76%	-21.73%
(554) Maintenance of Misc. Other Power Gen. Plant	196,771	388,200	680,521	452,967	447,568	216,813	-49.31%	-42.96%	50.24%	1.21%	106.43%
TOTAL Maintenance	1,831,796	2,407,060	4,491,681	1,937,010	2,678,973	2,942,918	-23.90%	-46.41%	131.89%	-27.70%	-8.97%
TOTAL Power Production Expenses - Other Power	29,922,598	31,317,982	39,874,375	18,217,958	43,279,981	53,716,786	-4.46%	-21.46%	118.87%	-57.91%	-19.43%

Kentucky Utilities Company												
Kentucky Jurisdictional												
Account	Test	2011	2010	2009	2008	2007	Test vs. '11	'11 vs. '10	'10 vs. '09	'09 vs. '08	'08 vs. '07	
D. Other Power Supply Expenses												
(555) Purchased Power	90,060,701	94,674,385	151,863,215	172,549,759	192,124,891	146,096,598	-4.87%	-37.66%	-11.99%	-10.19%	31.51%	
(556) System Control and Load Dispatching	1,594,178	1,672,598	1,689,085	1,530,908	1,382,806	1,340,745	-4.69%	-0.98%	10.33%	10.71%	3.14%	
(557) Other Expenses	345,976	488,891	199,653	734,571	841,818	1,423,565	-29.23%	144.87%	-72.82%	-12.74%	-40.87%	
TOTAL Other Power Supply Expenses	92,000,855	96,835,874	153,751,953	174,815,238	194,349,515	148,860,908	-4.99%	-37.02%	-12.05%	-10.05%	30.56%	
TOTAL Power Production Expenses	650,299,330	658,703,414	679,420,730	636,237,026	714,453,638	619,664,996	-1.28%	-3.05%	6.79%	-10.95%	15.30%	
2. TRANSMISSION EXPENSES												
Operation												
(560) Operation Supervision and Engineering	1,203,372	1,141,216	1,001,758	749,545	1,596,095	732,306	5.45%	13.92%	33.65%	-53.04%	117.95%	
(561) Load Dispatching	1,634,069	1,528,047	1,175,056	912,500	826,253	765,783	6.94%	30.04%	28.77%	10.44%	7.90%	
(561.4) Scheduling, System Control and Dispatch Services	33	108	619	4,287	15,477	207	-69.67%	-82.47%	-85.56%	-72.30%	7375.27%	
(561.5) Reliability, Planning and Standards Development	631,787	607,742	585,740	336,440	-	-	3.96%	3.76%	74.10%	100.00%	0.00%	
(561.6) Transmission Service Studies	19,148	39,668	9,074	(72,632)	38,466	15,101	-51.73%	337.14%	112.49%	-288.82%	154.72%	
(561.8) Reliability, Planning and Standards Development Svcs	2	8	44	308	1,113	14	-70.04%	-81.78%	-85.66%	-72.37%	7637.15%	
(562) Station Expenses	619,141	617,133	595,546	341,326	321,918	366,752	0.33%	3.62%	74.48%	6.03%	-12.22%	
(563) Overhead Lines Expense	391,173	375,089	323,522	305,878	341,364	319,943	4.29%	15.94%	5.77%	-10.40%	6.70%	
(565) Transmission of Electricity by Others	1,918,210	1,990,143	2,822,776	2,371,133	5,072,499	3,584,989	-3.61%	-29.50%	19.05%	-53.26%	41.49%	
(566) Miscellaneous Transmission Expenses	9,779,438	10,097,161	9,320,444	4,244,706	3,890,018	5,031,260	-3.15%	8.33%	119.58%	9.12%	-22.68%	
(567) Rents	114,629	111,142	78,226	120,842	79,922	45,554	46.54%	-29.62%	-8.03%	51.20%	75.45%	
TOTAL Operation	16,311,004	16,474,541	15,945,721	9,314,332	12,183,126	10,861,910	-0.99%	3.32%	71.20%	-23.55%	12.16%	
Maintenance												
(570) Maintenance of Station Equipment	1,568,775	1,565,955	1,102,511	1,061,483	974,193	935,222	0.18%	42.04%	3.87%	8.96%	4.17%	
(571) Maintenance of Overhead Lines	3,755,066	3,821,388	4,051,691	3,958,622	2,525,354	2,810,254	-1.74%	-5.68%	2.35%	56.76%	-10.14%	
(573) Maintenance of Misc. Transmission Plant	546,407	490,276	327,345	306,046	301,859	247,268	11.45%	49.77%	6.96%	1.39%	22.08%	
TOTAL Maintenance	5,870,249	5,877,619	5,481,547	5,326,151	3,801,406	3,992,745	-0.13%	7.23%	2.92%	40.11%	-4.79%	
TOTAL Transmission Expenses	22,181,253	22,352,160	21,427,268	14,640,483	15,984,532	14,854,655	-0.76%	4.32%	46.36%	-8.41%	7.61%	
3. REGIONAL MARKET EXPENSES												
Operation												
(575.7) Market Facilitation, Monitoring and Compliance Svcs	1,224,445	1,224,593	1,644,532	1,638,006	30,758	4,630	-0.01%	-25.54%	0.40%	5225.38%	564.33%	
TOTAL Operation	1,224,445	1,224,593	1,644,532	1,638,006	30,758	4,630	-0.01%	-25.54%	0.40%	5225.38%	564.33%	
4. DISTRIBUTION EXPENSES												
Operation												
(580) Operation Supervision and Engineering	1,886,829	1,407,046	1,582,369	2,773,130	1,346,590	1,256,642	34.10%	-11.08%	-42.94%	105.94%	7.16%	
(581) Load Dispatching	705,212	640,421	733,658	672,795	556,281	611,700	10.12%	-12.71%	9.05%	20.95%	-9.06%	
(582) Stations Expenses	1,404,339	1,279,732	1,120,646	1,013,653	1,133,107	1,011,648	9.74%	14.20%	10.56%	-10.54%	12.01%	
(583) Overhead Line Expenses	3,298,413	3,163,710	2,909,090	3,390,767	3,774,221	2,599,948	4.26%	8.75%	-14.21%	-10.16%	45.17%	
(584) Underground Line Expenses	255,302	260,260	270,482	70,890	71,303	84,419	-1.90%	-3.78%	281.55%	-0.58%	-15.54%	
(585) Street Lighting and Signal System Expenses	21,918	21,897	-	-	9,832	6,341	0.10%	100.00%	0.00%	-100.00%	55.06%	
(586) Meter Expenses	7,329,419	7,113,626	7,130,000	5,962,753	6,133,646	5,842,733	3.03%	-0.23%	19.58%	-2.79%	4.98%	
(587) Customer Installations Expenses	(70,815)	(75,849)	(80,250)	(49,789)	(76,712)	(77,883)	6.64%	5.48%	-61.18%	35.10%	1.50%	
(588) Miscellaneous Expenses	4,706,181	4,822,011	4,785,418	4,002,720	4,392,025	4,283,135	-2.40%	0.76%	19.55%	-8.86%	2.54%	
(589) Rents	10,707	12,485	14,377	15,068	12,034	12,219	-14.24%	-13.16%	-4.58%	25.22%	-1.52%	
TOTAL Operation	19,547,506	18,645,338	18,465,790	17,851,986	17,352,325	15,630,902	4.84%	0.97%	3.44%	2.88%	11.01%	
Maintenance												
(590) Maintenance Supervision and Engineering	133,026	65,659	115,509	70,756	7,257	7,450	102.60%	-43.16%	63.25%	874.95%	-2.58%	
(591) Maintenance of Structures	-	-	-	-	631	-	0.00%	0.00%	0.00%	-100.00%	100.00%	
(592) Maintenance of Station Equipment	649,935	615,677	734,790	575,800	884,182	745,804	5.56%	-16.21%	27.61%	-34.88%	18.55%	
(593) Maintenance of Overhead Lines	29,856,454	24,526,586	23,180,848	24,187,853	20,963,087	17,871,574	21.73%	5.81%	-4.16%	15.38%	17.30%	
(594) Maintenance of Underground Lines	476,334	470,226	639,940	516,051	619,248	616,270	1.30%	-26.52%	24.01%	-16.66%	0.48%	
(595) Maintenance of Line Transformers	187,044	120,856	79,954	155,006	75,123	106,608	54.77%	51.16%	-48.42%	106.34%	-29.53%	
(596) Maintenance of Street Lighting and Signal Systems	-	-	24,172	24,172	59,201	79,276	0.00%	0.00%	-100.00%	-59.17%	-25.32%	
(598) Maintenance of Miscellaneous Distribution Plant	127,093	(1,038,579)	(122,869)	1,777,815	(4,796)	11,133	112.24%	-745.27%	-106.91%	37170.24%	-143.08%	
TOTAL Maintenance	31,429,886	24,760,425	24,628,172	27,307,453	22,603,934	19,438,114	26.94%	0.54%	-9.81%	20.81%	16.29%	
TOTAL Distribution Expenses	50,977,392	43,405,763	43,093,962	45,159,439	39,956,259	35,069,016	17.44%	0.72%	-4.57%	13.02%	13.94%	

Kentucky Utilities Company Kentucky Jurisdictional												
Account	Test	2011	2010	2009	2008	2007	Test vs. '11	'11 vs. '10	'10 vs. '09	'09 vs. '08	'08 vs. '07	
5. CUSTOMER ACCOUNTS EXPENSES												
Operation												
(901) Supervision	2,581,408	2,575,894	2,391,746	2,044,304	1,829,543	1,873,171	0.21%	7.70%	17.00%	11.74%	-2.33%	
(902) Meter Reading Expenses	4,654,897	4,576,622	4,270,620	3,763,201	3,546,740	4,037,702	1.71%	7.17%	13.48%	6.10%	-12.16%	
(903) Customer Records and Collection Expenses	13,547,809	13,259,646	13,788,533	14,095,334	11,802,254	10,988,409	2.17%	-3.84%	-2.18%	19.43%	7.41%	
(904) Uncollectible Accounts	5,121,451	5,594,429	6,687,156	3,667,605	3,696,295	2,186,148	-8.45%	-16.34%	82.33%	-0.78%	69.08%	
(905) Miscellaneous Customer Accounts Expenses	709,907	713,046	487,209	360,915	315,868	163,345	-0.44%	46.35%	34.99%	14.26%	93.37%	
TOTAL Customer Accounts Expenses	26,615,472	26,719,637	27,625,264	23,931,359	21,190,701	19,248,775	-0.39%	-3.28%	15.44%	12.93%	10.09%	
6. CUSTOMER SERVICE AND INFORMATIONAL EXP.												
Operation												
(907) Supervision	205,546	209,146	207,743	169,740	251,520	221,474	-1.72%	0.68%	22.39%	-32.51%	13.57%	
(908) Customer Assistance Expenses	13,664,343	13,127,928	11,521,815	11,302,051	2,726,413	4,482,003	4.09%	13.94%	1.94%	314.54%	-39.17%	
(909) Informational and Instructional Expenses	148,605	146,646	165,441	144,082	65,009	506,571	1.34%	-11.36%	14.82%	121.63%	-87.17%	
(910) Misc. Customer Service and Information Expenses	417,350	307,843	376,445	2,716,550	1,866,981	706,062	35.57%	-18.22%	-86.14%	45.50%	164.42%	
TOTAL Customer Service and Informational Expenses	14,435,844	13,791,563	12,271,444	14,332,422	4,909,924	5,916,110	4.67%	12.39%	-14.38%	191.91%	-17.01%	
7. SALES EXPENSES												
Operation												
(913) Advertising Expenses	22,671	31,651	39,837	49,441	54,906	46,152	-28.37%	-20.55%	-19.42%	-9.95%	18.97%	
TOTAL SALES EXPENSES	22,671	31,651	39,837	49,441	54,906	46,152	-28.37%	-20.55%	-19.42%	-9.95%	18.97%	
8. ADMINISTRATIVE AND GENERAL EXPENSES												
Operation												
(920) Administrative and General Salaries	19,422,909	19,213,377	18,159,146	15,980,071	14,398,523	13,949,440	1.09%	5.81%	13.64%	10.98%	3.22%	
(921) Office Supplies and Expenses	6,626,712	6,541,987	6,343,203	4,846,339	6,064,536	6,467,826	1.30%	3.13%	30.89%	-20.09%	-6.24%	
(Less) (922) Administrative Exp. Transferred-Credit	(2,579,861)	(2,321,829)	(1,450,054)	(1,868,007)	(1,777,615)	(1,171,044)	11.11%	60.12%	-22.37%	5.09%	51.80%	
(923) Outside Services Employed	7,878,029	7,664,296	6,120,818	5,837,146	11,385,125	7,993,169	2.79%	25.22%	4.86%	-48.73%	42.44%	
(924) Property Insurance	3,722,835	3,664,791	4,090,924	2,882,984	2,478,021	2,956,267	1.58%	-10.42%	41.90%	16.34%	-16.18%	
(925) Injuries and Damages	3,166,637	2,739,433	2,188,591	1,644,162	1,093,785	1,048,041	15.59%	25.17%	33.11%	50.32%	4.36%	
(926) Employee Pensions and Benefits	35,853,084	37,399,121	35,661,848	35,337,697	21,513,856	20,119,778	-4.13%	4.87%	0.92%	64.26%	6.93%	
(928) Regulatory Commission Expenses	1,496,159	1,524,688	1,028,228	650,712	1,036,080	807,600	-1.87%	48.28%	58.02%	-37.19%	28.29%	
(930.1) General Advertising Expenses	785,687	755,300	530,846	722,297	557,083	424,045	4.02%	42.28%	-26.51%	29.66%	31.37%	
(930.2) Miscellaneous General Expenses	2,791,988	2,678,896	2,144,464	1,741,488	1,550,347	1,374,945	4.22%	24.92%	23.14%	12.33%	12.76%	
(931) Rents	2,113,482	2,040,798	1,963,153	1,760,507	1,553,264	1,392,432	3.56%	3.96%	11.51%	13.34%	11.55%	
TOTAL Operation	81,277,661	81,900,857	76,781,167	69,535,396	59,853,006	55,362,499	-0.76%	6.67%	10.42%	16.18%	8.11%	
Maintenance												
(935) Maintenance of General Plant	11,753,915	11,541,354	10,578,123	8,444,728	7,506,588	5,707,572	1.84%	9.11%	25.26%	12.50%	31.52%	
TOTAL Admin & General Expenses	93,031,576	93,442,211	87,359,290	77,980,124	67,359,594	61,070,071	-0.44%	6.96%	12.03%	15.77%	10.30%	
TOTAL Electric Operation and Maintenance Expenses	858,787,983	859,670,992	872,882,327	813,968,300	863,940,312	755,874,404	-0.10%	-1.51%	7.24%	-5.78%	14.30%	

Kentucky Utilities Company
Case No. 2012-00221
Analysis of Salaries and Wages
For the Calendar Years 2007 through 2011 and the Test Year
"000 Omitted"

Line No.	Item (a)	Calendar Years Prior to Test Year										Test Year	
		5th		4th		3rd		2nd		1st		Amount (l)	% (m)
		Amount (b)	% (c)	Amount (d)	% (e)	Amount (f)	% (g)	Amount (h)	% (i)	Amount (j)	% (k)		
1	Wages charged to expense	-	-	-	-	-	-	-	-	-	-	-	-
2	Power Production Expense	31,019	8.92%	32,799	5.74%	34,855	6.27%	37,636	7.98%	42,607	13.21%	43,053	1.05%
3	Transmission Expense	2,797	2.19%	3,131	11.94%	3,521	12.46%	4,058	15.25%	5,088	25.38%	5,317	4.50%
4	Distribution Expense	14,475	3.36%	16,959	17.16%	16,933	-0.15%	16,753	-1.06%	17,124	2.21%	18,103	5.72%
5	Customer Accounts Expense	8,845	-7.29%	8,995	1.70%	11,258	25.16%	10,973	-2.53%	11,555	5.30%	11,935	3.29%
6	Sales Expense	-	-	-	-	-	-	-	-	-	-	-	-
7	Administrative and General Expenses:												
	(a) Administrative and General Salaries	13,860	9.35%	14,588	5.25%	16,414	12.52%	17,923	9.19%	19,659	9.69%	19,924	1.35%
	(b) Office Supplies and Expenses	-	-	-	-	-	-	-	-	-	-	-	-
	(c) administrative Exp. Transferred - credit	(880)	8.37%	(1,381)	56.93%	(1,517)	9.85%	(1,082)	-28.68%	(1,696)	56.75%	(1,897)	11.85%
	(d) Outside services employed	-	-	-	-	-	-	-	-	-	-	-	-
	(e) Property insurance	-	-	-	-	-	-	-	-	-	-	-	-
	(f) Injuries and damages	100	0.00%	101	1.00%	76	-24.75%	64	-15.79%	65	1.56%	68	4.62%
	(g) Employee pensions and benefits	-	-	-	-	-	-	-	-	-	-	-	-
	(h) Franchise requirements	-	-	-	-	-	-	-	-	-	-	-	-
	(i) Regulatory commission expense	-	-	-	-	-	-	-	-	-	-	-	-
	(j) Duplicate charges - credit	-	-	-	-	-	-	-	-	-	-	-	-
	(k) Miscellaneous general expense	1	0.00%	-	-	0	0.00%	0	0.00%	14	0.00%	32	128.57%
	(l) Maintenance of general plant	3,211	-1.89%	3,079	-4.11%	4,372	41.99%	5,003	14.43%	5,273	5.40%	5,189	-1.59%
8	Total Administrative and General Expenses L7(a) through L7(l)	16,292	6.93%	16,387	0.58%	19,345	18.05%	21,908	13.25%	23,315	6.42%	23,316	0.00%

Kentucky Utilities Company
Case No. 2012-00221
Analysis of Salaries and Wages
For the Calendar Years 2007 through 2011 and the Test Year
"000 Omitted"

Line No.	Item (a)	Calendar Years Prior to Test Year										Test Year	
		5th		4th		3rd		2nd		1st		Amount (l)	% (m)
		Amount (b)	% (c)	Amount (d)	% (e)	Amount (f)	% (g)	Amount (h)	% (i)	Amount (j)	% (k)		
9	Total Salaries and Wages charged expense (L2 through L6 + L8)	73,428	4.90%	78,271	6.60%	85,912	9.76%	91,328	6.30%	99,689	9.15%	101,724	2.04%
10	Wages Capitalized	34,337	16.26%	32,075	-6.59%	39,007	21.61%	35,544	-8.88%	38,451	8.18%	39,065	1.60%
11	Total Salaries and Wages (1)	107,765	8.27%	110,346	2.40%	124,919	13.21%	126,872	1.56%	138,140	8.88%	140,789	1.92%
12	Ratio of salaries and wages charged to expense to total wages (L9/L11)	0.77		0.77		0.69		0.72		0.72		0.72	
13	Ratio of salaries and wages capitalized to total wages (L10/L11)	0.23		0.23		0.31		0.28		0.28		0.28	

Note: Show percent increase of each year over the prior year in Columns (c), (e), (g), (i), (k), and (m).

Note: Salaries and wages above contain overhead amounts and represent total amount charged to KU. For example, Servco employees would charge KU for services performed for KU.

Total overtime dollars expended below represent all overtime charged to KU regardless of the company the employee works for.

	Amount	% Incr
Test Year	15,734	7.49%
1st Calendar Year Prior to Test Year	14,638	16.37%
2nd Calendar Year Prior to Test Year	12,579	0.18%
3rd Calendar Year Prior to Test Year	12,556	9.24%
4th Calendar Year Prior to Test Year	11,494	15.30%
5th Calendar Year Prior to Test Year	9,969	13.01%

(1) Capitalizable Utility Plant and Removal expenses are recorded in their respective balance sheet accounts.

Kentucky Utilities Company
Case No. 2012-00221
Kentucky Jurisdictional Analysis of Salaries and Wages
For the Calendar Years 2007 through 2011 and the Test Year
"000 Omitted"

Line No.	Item (a)	Calendar Years Prior to Test Year										Test Year	
		5th		4th		3rd		2nd		1st		Amount (l)	% (m)
		Amount (b)	% (c)	Amount (d)	% (e)	Amount (f)	% (g)	Amount (h)	% (i)	Amount (j)	% (k)		
1	Wages charged to expense	-	-	-	-	-	-	-	-	-	-	-	-
2	Power Production Expense	27,592	8.82%	29,256	6.03%	31,135	6.42%	33,596	7.90%	37,892	12.79%	38,290	1.05%
3	Transmission Expense	2,488	2.09%	2,793	12.26%	3,145	12.60%	3,622	15.17%	4,525	24.93%	4,729	4.51%
4	Distribution Expense	12,876	3.26%	15,127	17.48%	15,126	-0.01%	14,955	-1.13%	15,229	1.83%	16,100	5.72%
5	Customer Accounts Expense	7,868	-7.37%	8,023	1.97%	10,056	25.34%	9,795	-2.60%	10,276	4.91%	10,615	3.30%
6	Sales Expense	-	-	-	-	-	-	-	-	-	-	-	-
7	Administrative and General Expenses:												
	(a) Administrative and General Salaries	12,329	9.25%	13,012	5.54%	14,662	12.68%	15,999	9.12%	17,483	9.28%	17,720	1.36%
	(b) Office Supplies and Expense	-	-	-	-	-	-	-	-	-	-	-	-
	(c) Administrative Expense transferred - credit	(783)	8.30%	(1,232)	57.34%	(1,355)	9.98%	(966)	-28.71%	(1,508)	56.11%	(1,687)	11.87%
	(d) Outside services employed	-	-	-	-	-	-	-	-	-	-	-	-
	(e) Property insurance	-	-	-	-	-	-	-	-	-	-	-	-
	(f) Injuries and damages	89	0.00%	90	1.12%	68	-24.44%	57	-16.18%	58	1.75%	60	3.45%
	(g) Employee pensions and benefits	-	-	-	-	-	-	-	-	-	-	-	-
	(h) Franchise requirements	-	-	-	-	-	-	-	-	-	-	-	-
	(i) Regulatory commission expense	-	-	-	-	-	-	-	-	-	-	-	-
	(j) Duplicate charges - credit	-	-	-	-	-	-	-	-	-	-	-	-
	(k) Miscellaneous general expense	1	0.00%	-	-	0	0.00%	0	0.00%	12	0.00%	28	133.33%
	(l) Maintenance of general plant	2,856	-1.99%	2,746	-3.85%	3,905	42.21%	4,466	14.37%	4,689	4.99%	4,615	-1.58%
8	Total Administrative and General Expenses L7(a) through L7(l)	14,492	6.83%	14,616	0.86%	17,280	18.23%	19,556	13.17%	20,734	6.02%	20,736	0.01%

Kentucky Utilities Company
Case No. 2012-00221
Kentucky Jurisdictional Analysis of Salaries and Wages
For the Calendar Years 2007 through 2011 and the Test Year
"000 Omitted"

Line No.	Item (a)	Calendar Years Prior to Test Year										Test Year	
		5th		4th		3rd		2nd		1st		Amount (l)	% (m)
		Amount (b)	% (c)	Amount (d)	% (e)	Amount (f)	% (g)	Amount (h)	% (i)	Amount (j)	% (k)		
9	Total Salaries and Wages charged expense (L2 through L6 + L8)	65,316	4.81%	69,815	6.89%	76,742	9.92%	81,524	6.23%	88,656	8.75%	90,470	2.05%
10	Wages Capitalized	30,543	16.15%	28,610	-6.33%	34,844	21.79%	31,729	-8.94%	34,195	7.77%	34,744	1.61%
11	Total Salaries and Wages (1)	95,859	8.17%	98,425	2.68%	111,586	13.37%	113,253	1.49%	122,851	8.47%	125,214	1.92%
12	Ratio of salaries and wages charged expense to total wages (L9 / L11)	0.68		0.71		0.69		0.72		0.72		0.72	
13	Ratio of salaries and wages capitalized to total wages (L10 / L11)	0.32		0.29		0.31		0.28		0.28		0.28	

Note: Show percent increase of each year over the prior year in Columns (c), (e), (g), (i), (k), and (m).

Note: Salaries and wages above contain overhead amounts and represent total amount charged to KU. For example, Servco employees would charge KU for services performed for KU.

Total overtime dollars expended below represent all overtime charged to KU regardless of what company the employee works for.

	Amount	% Incr
Test Year	13,993	7.49%
1st Calendar Year Prior to Test Year	13,018	15.93%
2nd Calendar Year Prior to Test Year	11,229	0.12%
3rd Calendar Year Prior to Test Year	11,216	9.39%
4th Calendar Year Prior to Test Year	10,253	15.62%
5th Calendar Year Prior to Test Year	8,868	12.91%

(1) Capitalizable Utility Plant and Removal expenses are recorded in their respective balance sheet accounts.

KENTUCKY UTILITIES COMPANY

CASE NO. 2012-00221

**Response to Commission Staff's First Request for Information
Dated June 15, 2012**

Question No. 24

Responding Witness: Paula H. Pottinger, Ph.D.

Q-24. Provide the following payroll information for each employee classification or category:

- a. The actual regular hours worked during the test year;
- b. The actual overtime hours worked during the test year;
- c. The test-year-end wage rate for each employee classification or category and the date of the last increase.
- d. A calculation of the percent of increase granted during the test year.

A-24. See the table below for KU employees.

Salary Plan	Actual Regular Hours Worked (a)	Actual Overtime Hours Worked (b)	Test Year End Wage Rate (c)	Date of the Last Increase (c)	% of Increase Granted During the Test Year (d)
Bargaining Unit	249,091	53,909	\$31.89	7/17/2011 Contract Increase	3.0% (1)
Exempt	223,265	n/a	\$41.10	2/26/2012 Annual Increase	2.9% (2)
Hourly	770,453	168,246	\$33.35	7/17/2011 Annual Increase	3.0% (1)
Managers	24,010	n/a	\$57.34	2/26/2012 Annual Increase	3.1% (2)
Non-Exempt	377,494	48,760	\$27.32	2/26/2012 Annual Increase	3.0% (2)
Senior Managers	5,472	n/a	\$80.51	1/01/2012 Annual Increase	3.0% (2)

- (1) Reflects increase negotiated under applicable labor contract (bargaining unit) and annual increase as determined by management for non-union (hourly) employees.
- (2) Reflects approved annual increase for non-union salaried employees.

KENTUCKY UTILITIES COMPANY

CASE NO. 2012-00221

**Response to Commission Staff's First Request for Information
Dated June 15, 2012**

Question No. 25

Responding Witness: Kent W. Blake

Q-25. Provide the amount of excess deferred federal income taxes resulting from the reduction in the corporate tax rate in 1979 and 1986, as of the end of the test year. Show the amounts associated with the 1979 reduction separately from the amounts associated with the 1986 reduction.

A-25. The amount of excess deferred federal income taxes are as follows:

1979 - \$0; 1986 - \$5,627,339

As of 3/31/12, there were no remaining excess deferred taxes applicable to the reduction in the federal income tax rate from 48 to 46 percent in 1979. The Commission in Case No. 8624 required KU to amortize the excess deferred federal income taxes associated with the reduction in 1979 over a five-year period. Excess deferred taxes are reversed using the average rate assumption method (ARAM).

The 1986 amount shown above is at the gross amount and does not include \$8,588,006 of state excess deferred income taxes or (\$3,339,604) for the federal benefit of the state excess deferred income taxes.

KENTUCKY UTILITIES COMPANY

CASE NO. 2012-00221

**Response to Commission Staff's First Request for Information
Dated June 15, 2012**

Question No. 26

Responding Witness: Kent W. Blake

Q-26. Provide the following tax data for the test year for total company:

a. Income taxes:

- (1) Federal operating income taxes deferred - accelerated tax depreciation;
- (2) Federal operating income taxes deferred - other (explain);
- (3) Federal income taxes - operating;
- (4) Income credits resulting from prior deferrals of federal income taxes;
- (5) Investment tax credit net;
 - (i) Investment credit realized.
 - (ii) Investment credit amortized - Pre-Revenue Act of 1971.
 - (iii) Investment credit amortized - Revenue Act of 1971.
- (6) The information in Item 26(a)(1-4) for state income taxes;
- (7) A reconciliation of book to taxable income as shown in Schedule 26a(7) and a calculation of the book federal and state income tax expense for the test year using book taxable income as the starting point;
- (8) A copy of federal and state income tax returns for the taxable year ended during the test year, including supporting schedules; and
- (9) A schedule of franchise fees paid to cities, towns, or municipalities during the test year, including the basis of these fees.

b. An analysis of other operating taxes as shown in Schedule 26b.

A-26. a. Income Taxes:

(1) Federal operating income taxes deferred – accelerated tax depreciation:

Account 410101	\$185,967,722
Account 411101	<u>(\$83,687,496)</u>
Total	\$102,280,226

(2) Federal operating income taxes deferred – other:

Account 410101	\$35,444,581
Account 411101	<u>(\$34,912,831)</u>
Total	\$531,750

The \$531,750 represents taxes on all temporary differences other than depreciation-related items (e.g. employee benefits differences, regulatory adjustments, cash basis adjustments, etc.).

(3) Federal Income Tax – operating: Account 409101 (\$17,247,754)

(4) Income Credits

From A-26 (a)(1) above	Account 411101	(\$83,687,496)
From A-26 (a)(2) above	Account 411101	<u>(\$34,912,831)</u>
Total		(\$118,600,327)

(5) Investment tax credit:

(i) Realized:	\$0
(ii) Amortized – Pre-Revenue Act of 1971:	\$0
(iii) Amortized – Revenue Act of 1971:	(\$2,800,111)

(6) State operating income taxes deferred – accelerated tax depreciation:

Account 410102	\$25,375,259
Account 411102	<u>(\$13,783,399)</u>
Total	\$11,591,860

State operating income taxes deferred – other:

Account 410102	\$5,458,474
Account 411102	<u>(\$5,952,831)</u>
Total	(\$494,357)

The (\$494,357) represents taxes on all temporary differences other than depreciation-related items (e.g. employee benefits differences, regulatory adjustments, cash basis adjustments, etc.).

State income taxes – operating: Account 409102 \$1,899,319

Income credits:

From state "depreciation" above	Account 411102	(\$13,783,399)
From state "other" above	Account 411102	<u>(\$5,952,831)</u>
Total		(\$19,736,230)

(7) See attached.

(8) The 2010 pro forma federal and state income tax returns are attached and are provided under seal. A motion for confidential treatment of this information is filed simultaneously herewith.

(9) See attached. For each franchise location (except for the cities of Shelbyville and Lexington) the franchise payment remitted is based on 3.00% of the total residential and commercial electric sales generated for the period on customer accounts located within the boundaries of that franchise location.

For the cities of Shelbyville and Lexington, the franchise payment remitted is based on 2.10% and 3.00%, respectively, of the total retail electric sales (i.e. residential, commercial, industrial, and public authority) generated for the period on customer accounts located within the city limits.

b. See attached.

Kentucky Utilities Company
Case No. 2012-00221
Calculation of Book Federal and State Income Tax Expense
12 Months Ended 3/31/12

Line No.		KU Total	Operating	Nonoperating
1	Book Taxable Income	252,080,663	254,565,118	(2,484,456)
2	Permanent Differences:			
3	Dividend income exclusion (70%)	(17,500)	0	(17,500)
4	Meals and Entertainment (50%)	137,097	137,097	0
5	Non-Deductible Business Expenses	1,190,894	0	1,190,894
6	Life Insurance	(2,468,057)	0	(2,468,057)
7	Section 199	29,860	29,860	0
8	Total Permanent Differences	(1,127,706)	166,957	(1,294,663)
9	Total Flow-Through	957,338	957,338	0
10	Total Federal Temporary Differences	(271,572,649)	(272,611,818)	1,039,169
11	Subtotal	(19,662,353)	(16,922,404)	(2,739,950)
12	Total state tax expense	(1,676,740)	(1,899,319)	222,579
13	Federal Taxable Income	(21,339,094)	(18,821,723)	(2,517,371)
14	Federal Income Tax Rate	35.00%	35.00%	35.00%
15	Current Federal Tax Before Adjustments	(7,468,683)	(6,587,603)	(881,080)
16	R&E Credit	(341,235)	(341,235)	0
17	Hire Credit	(2,000)	(2,000)	0
18	Temporary Est vs Actual Adj - Offset on line 46	(10,542,486)	(10,649,843)	107,357
19	Prior Period Adjustments	347,572	332,927	14,645
20	Total Federal Current Tax Expense	(18,006,832)	(17,247,754)	(759,078)
21	State Current Tax Expense:			
22	State Taxable Income - pre adjustments	75,406,242	78,146,192	(2,739,950)
23	State tax adjustments:			
24	Dividend income (30%)	17,500	0	17,500
25	Dividend income (20%)	(25,000)	0	(25,000)
26	Section 199	(3,803,488)	(3,803,488)	0
27	State Taxable Income	71,595,254	74,342,704	(2,747,450)
28	State Income Tax Rate	6.00%	6.00%	6.00%
29	SubTotal State Current Tax Expense	4,295,715	4,460,562	(164,847)
30	State Tax Adjustments:			
31	Temporary Est vs Actual Adj - Offset on line 54	(458,195)	(476,599)	18,404
32	Prior Period Adjustments	(387,675)	(311,539)	(76,136)
33	Coal Credit	(1,773,105)	(1,773,105)	0
34	Total State Current Tax Expense	1,676,741	1,899,319	(222,579)
35	Deferred Tax Adjustments:			
36	Total Federal Temporary Differences per above	271,572,649	272,611,818	(1,039,169)
37	Deferred State Tax Adjustments	(11,021,769)	(11,097,503)	75,734
38		260,550,879	261,514,314	(963,435)
39	Federal Income Tax Rate	35.00%	35.00%	35.00%
40	Subtotal	91,192,808	91,530,010	(337,202)
41	Excess Deferred	(924,700)	(924,700)	0
42	Investment Tax Credit	(2,800,111)	0	(2,800,111)
43	TC 2 Basis Adjustment	955,154	955,154	0
44	R&E Credit	127,014	127,014	0
45	Prior Period Adjustments	503,938	474,655	29,283
46	Temporary Est vs Actual Adj - Offset on line 18	10,542,486	10,649,843	(107,357)
47	Federal Deferred Tax Expense	99,596,589	102,811,976	(3,215,387)
48	Total State Temporary Differences	176,504,053	177,543,222	(1,039,169)
49	State Income Tax Rate	6.00%	6.00%	6.00%
50	Subtotal	10,590,243	10,652,593	(62,350)
51	Excess Deferred	(331,858)	(331,858)	0
52	TC 2 Basis Adjustment	163,740	163,740	0
53	Prior Period Adjustments	141,448	136,429	5,019
54	Temporary Est vs Actual Adj - Offset on line 31	458,195	476,599	(18,404)
55	State Deferred Tax Expense	11,021,768	11,097,503	(75,735)

Kentucky Utilities Company
Case No. 2012-00221
Reconciliation of Book Net Income and Federal Taxable Income
12ME 3/31/12

Line No.	Item (a)	Total Company (b)	Total Company Non-Operating (c)	Operating	
				Kentucky Retail (d)	Other Jurisdictional (e)
1.	Net income per books	157,792,397	1,788,323	142,866,334	13,137,740
2.	Add income taxes:				
3.	Federal income tax - current	(17,247,754)		(15,691,521)	(1,556,233)
4.	Federal income tax - deferred depreciation	102,280,226		93,051,671	9,228,555
5.	Federal income tax - deferred other	531,750		483,771	47,979
6.	Investment tax credit adjustment	(2,800,111)	(2,800,111)	0	0
7.	Federal income taxes charged to other income and deductions	(1,174,355)	(1,174,355)		
8.	State income taxes	12,996,822		11,815,413	1,181,409
9.	State income taxes charged to other income and deductions	(298,313)	(298,313)		
10.	Total	252,080,662	(2,484,456)	232,525,668	22,039,450
11.	Flow through items:				
12.	Add: AFUDC equity flowback	1,004,463		0	1,004,463
13.	Deduct: AFUDC equity provision	47,125		0	47,125
14.	Book taxable income	253,038,000	(2,484,456)	232,525,668	22,996,788
15.	Differences between book taxable income and taxable income per tax return:				
16.	Add (See Below)	35,634,307	2,661,365	26,495,692	6,477,250
17.	Deduct (See Below)	310,011,402	2,694,280	266,128,768	41,188,354
18.	Taxable income per return	(21,339,095)	(2,517,371)	(7,107,408)	(11,714,316)

Differences between book taxable income and taxable income per tax return

Add:

19.	Capitalized Interest & Cont In Aid Const	7,946,960		6,956,127	990,833
20.	Customer Advances For Construction	286,665		267,386	19,279
21.	Contingent Liabilities	392,930		349,464	43,466
22.	Demand Side Management	5,295,885		5,295,885	-
23.	Emission Allowances	116,117		100,498	15,619
24.	Equity in Subsidiary Earnings - EEI	1,243,444	1,243,444		
25.	Post Employment Benefits	1,195,248		1,063,028	132,220
26.	Asset Retirement Obligation	3,006,406		2,602,014	404,392
27.	Loss on Reacquired Debt - Amortization	1,235,371		1,081,344	154,027
28.	Manufacturing Deduction - Sec. 199	29,860		25,844	4,016
29.	Meals and Entertainment (50%)	137,097		124,715	12,382
30.	MISO Exit Fees	1,613,483		633,679	979,804
31.	Non-Deductible Business Expenses	1,190,894	1,190,894		
32.	Net Operating Loss Carryforward	769,262		673,350	95,912
33.	Over/Under Collections - VA	1,439,072		0	1,439,072
34.	Performance Incentive	434,512		376,066	58,446
35.	Regulatory Expenses	660,531		660,531	0
36.	Spare Parts	2,084,703		0	2,084,703
37.	State Income Tax Expense	222,579	222,579		
38.	Storm Damages - 2009 Winter Storm	5,943,227		5,943,227	0
39.	Vacation Pay	82,646		73,504	9,142
40.	Workers Compensation	272,634		242,475	30,159
41.	Other	34,781	4,448	26,555	3,778
		<u>35,634,307</u>	<u>2,661,365</u>	<u>26,495,692</u>	<u>6,477,250</u>

Deduct:

42.	Bad Debt Reserve	149,521		131,950	17,571
43.	Bonus Depreciation	118,355,953		103,613,689	14,742,264
44.	Cost of Removal	16,313,114		14,281,174	2,031,940
45.	Dividend Income Exclusion (70%)	17,500	17,500		
46.	Environmental Cost Recovery	5,299,562		4,586,718	712,844
47.	Fuel Adjustment Clause	2,355,296		2,355,296	-
48.	Pension	1,958,560		1,741,902	216,658
49.	Post Retirement Benefits	1,565,506		1,392,328	173,178
50.	Life Insurance	2,468,057	2,468,057		
51.	Management Audit & Integrated Res.	140,906		140,906	0
52.	Mark to Market	208,723	208,723		
53.	Method Life/Tax Depreciation	132,706,264		116,176,544	16,529,720
54.	State Income Tax Expense	1,899,319	0	1,727,779	171,540
55.	State Tax Current	4,030,578	0	3,666,549	364,029
56.	Storm Damages - VA Mountain Storm	3,907,447		0	3,907,447
57.	Change in Acct for Street Lighting	6,118,463		5,356,355	762,108
58.	Repair Deductions	12,516,633		10,957,577	1,559,056
		<u>310,011,402</u>	<u>2,694,280</u>	<u>266,128,768</u>	<u>41,188,354</u>

Kentucky Utilities Company
Case No. 2012-00221
Reconciliation of Book Net Income and State Taxable Income
12ME 3/31/12

Line No.	Item (a)	Total Company (b)	Total Company Non-Operating (c)	Operating	
				Kentucky Retail (d)	Other Jurisdictional (e)
1.	Net income per books	157,792,397	1,788,323	142,866,334	13,137,740
2.	Add income taxes:				
3.	Federal income tax - current	(17,247,754)		(15,691,521)	(1,556,233)
4.	Federal income tax - deferred depreciation	102,280,226		93,051,671	9,228,555
5.	Federal income tax - deferred other	531,750		483,771	47,979
6.	Investment tax credit adjustment	(2,800,111)	(2,800,111)	0	0
7.	Federal income taxes charged to other income and deductions	(1,174,355)	(1,174,355)		
8.	State income taxes	12,996,822		11,815,413	1,181,409
9.	State income taxes charged to other income and deductions	(298,313)	(298,313)		
10.	Total	252,080,662	(2,484,456)	232,525,668	22,039,450
11.	Flow through items:				
12.	Add: AFUDC equity flowback	1,004,463		0	1,004,463
13.	Deduct: AFUDC equity provision	47,125		0	47,125
14.	Book taxable income	253,038,000	(2,484,456)	232,525,668	22,996,788
15.	Differences between book taxable income and taxable income per tax return:				
16.	Add (See Below)	34,612,606	2,438,786	25,796,499	6,377,321
17.	Deduct (See Below)	216,055,353	2,701,780	183,628,593	29,724,980
18.	Taxable income per return	71,595,253	(2,747,450)	74,693,574	(350,871)

Differences between book taxable income and taxable income per tax return

Add:

19.	Capitalized Interest & CIAC	7,946,960		6,956,127	990,833
20.	Customer Advances For Construction	286,665		267,386	19,279
21.	Contingent Liabilities	392,930		349,464	43,466
22.	Demand Side Management	5,295,885		5,295,885	-
23.	Emission Allowances	116,117		100,498	15,619
24.	Equity in Subsidiary Earnings - EEI	1,243,444	1,243,444		
25.	Post Employment Benefits	1,195,248		1,063,028	132,220
26.	Asset Retirement Obligation	3,006,406		2,602,014	404,392
27.	Loss on Reacquired Debt - Amortization	1,235,371		1,081,344	154,027
28.	Meals and Entertainment (50%)	137,097		124,715	12,382
29.	MISO Exit Fees	1,613,483		633,679	979,804
30.	Non-Deductible Business Expenses	1,190,894	1,190,894		
31.	Over/Under Collections - VA	1,439,072		0	1,439,072
32.	Performance Incentive	434,512		376,066	58,446
33.	Regulatory Expenses	660,531		660,531	0
34.	Spare Parts	2,084,703		0	2,084,703
35.	Storm Damages - 2009 Winter Storm	5,943,227		5,943,227	0
36.	Vacation Pay	82,646		73,504	9,142
37.	Workers Compensation	272,634		242,475	30,159
38.	Other	34,781	4,448	26,555	3,778
		<u>34,612,606</u>	<u>2,438,786</u>	<u>25,796,499</u>	<u>6,377,321</u>

Deduct:

39.	Bad Debt Reserve	149,521		131,950	17,571
40.	Cost of Removal	16,313,114		14,281,174	2,031,940
41.	Dividend Income Exclusion (70%)	25,000	25,000		
42.	Environmental Cost Recovery	5,299,562		4,586,718	712,844
43.	Fuel Adjustment Clause	2,355,296		2,355,296	-
44.	Pension	1,958,560		1,741,902	216,658
45.	Post Retirement Benefits	1,565,506		1,392,328	173,178
46.	Life Insurance	2,468,057	2,468,057		
47.	Management Audit & Integrated Res.	140,906		140,906	0
48.	Manufacturing Deduction - Sec. 199	3,773,628		3,266,037	507,591
49.	Mark to Market	208,723	208,723		
50.	Method Life/Tax Depreciation	159,254,937		139,418,349	19,836,588
51.	Storm Damages - VA Mountain Storm	3,907,447		0	3,907,447
52.	Change in Accounting for Street Lighting	6,118,463		5,356,355	762,108
53.	Repair Deductions	12,516,633		10,957,577	1,559,056
		<u>216,055,353</u>	<u>2,701,780</u>	<u>183,628,593</u>	<u>29,724,980</u>

PRO FORMA

U.S. Corporation Income Tax Return

OMB No. 1545-0123

For calendar year 2010 or tax year beginning _____, ending _____
▶ See separate instructions.

2010

- A Check if:
- 1a Consolidated return (attach Form 851)
- b Life/nonlife consolidated return
- 2 Personal holding co. (attach Sch. PH)
- 3 Personal service corp. (see instructions)

Print or type	Name			B Employer identification number	
	Kentucky Utilities Company			61-0247570	
	Number, street, and room or suite no. If a P.O. box, see instructions.				
	C Date incorporated				
	P.O. Box 32010			8/1/1912	
	City or town	State	ZIP code	D Total assets (see instructions)	
	Louisville	KY	40232		

CONFIDENTIAL INFORMATION REDACTED

THROUGH PAGE 35

720

41A720

Department of Revenue

Kentucky UNBRIDLED SPIRIT



A 012501

Kentucky Corporation/LLET Account Number

KENTUCKY CORPORATION INCOME TAX AND LLET RETURN 2010

See instructions.

Taxable period

beginning

01/01, 2010, and ending

10/31, 2010.

B Check applicable box(es):

LLET

Receipts Method

- Gross Receipts
Gross Profits
\$175 minimum

Nonfiling Status Code

Enter Code 10

C Income Tax Return

Elected Consolidated

Attach Form 722

Mandatory NEXUS

Nonfiling Status Code

Enter Code

Form with fields: D Federal Identification Number 61-0247570, Taxable Year Ending 10/10, Name of Corporation Kentucky Utilities Company, Address P.O. Box 32010, Louisville KY 40232, Telephone Number 502-627-2685, Name of Common Parent E.ON U.S. Investments Corp., NAICS Code Number 221100.

CONFIDENTIAL INFORMATION REDACTED

THROUGH PAGE 7

720

41A720

Department of Revenue



A 012501

Kentucky Corporation/LLET Account Number

KENTUCKY CORPORATION INCOME TAX AND LLET RETURN 2010

See instructions.

Taxable period beginning 11/01, 2010, and ending 12/31, 2010.

B Check applicable box(es): LLET

- Receipts Method: Gross Receipts, Gross Profits, \$175 minimum

Nonfiling Status Code Enter Code 10

C Income Tax Return

- Elected Consolidated Attach Form 722, Mandatory NEXUS

Nonfiling Status Code

Form with fields: D Federal Identification Number (61-0247570), Taxable Year Ending (12/10), Name of Corporation (Kentucky Utilities Company), State and Date of Incorporation (KY 08/17/1912), Principal Business Activity (Electric Utility), NAICS Code Number (211100), E Name of Common Parent (LG&E and KU Energy LLC), F Check if applicable (Change of address checked).

720

41A720

Department of Revenue

Kentucky
UNBRIDLED SPIRIT



A 012501

Kentucky Corporation/LLET Account Number

KENTUCKY CORPORATION
INCOME TAX AND LLET RETURN 2010

See Instructions.

Taxable period beginning 11/01, 2010, and ending 12/31, 2010.

B Check applicable box(es):

- LLET Receipts Method
- Gross Receipts
 - Gross Profits
 - \$175 minimum

Nonfiling Status Code

Enter Code 10

C Income Tax Return

Elected Consolidated

Attach Form 722

Mandatory NEXUS

Nonfiling Status Code

Enter Code

D Federal Identification Number 61-0247570		Taxable Year Ending 12 / 10 Mo. Yr.	
Name of Corporation or Affiliated Group (Print or type) Kentucky Utilities Company			State and Date of Incorporation KY 08/17/1912
Number and Street P. O. Box 32010			Principal Business Activity in KY Electric Utility
City Louisville	State KY	ZIP Code 40232	Telephone Number 502-627-2685
E Name of Common Parent LG&E and KU Energy LLC		Kentucky Corporation/LLET Account Number 052712	
F Check if applicable:		NAICS Code Number (Relating to Kentucky Activity) (See www.census.gov) 211100	
<input type="checkbox"/> Initial return	<input type="checkbox"/> Final return (Complete Part IV)		
<input type="checkbox"/> Short-period return (Complete Part IV)	Change of name <input type="checkbox"/>	Change of address <input checked="" type="checkbox"/>	Change of accounting period <input type="checkbox"/>

CONFIDENTIAL INFORMATION REDACTED

THROUGH PAGE 7

— PRO FORMA —

FORM 500

Department of Taxation
P.O. Box 1500
Richmond, VA 23218-1500

**2010 Virginia Corporation
Income Tax Return**



FISCAL or

SHORT Year Filer: Beginning Date _____ Ending Date _____

Official Use Only

Preparer's FEIN, PTIN or SSN _____ Short Year Return Change in Accounting Period

By checking the box to the right, I (we) authorize the Department of Taxation to discuss this return with the undersigned preparer. →

Federal Employer ID Number 61-0247570		Check if:	
Name Kentucky Utilities Company		<input type="checkbox"/> Initial Filer	
Physical Address 220 West Main Street		<input type="checkbox"/> Name Change	
Physical City or Town Louisville		<input checked="" type="checkbox"/> Mailing Address Change	
State KENTUCKY		<input type="checkbox"/> Physical Address Change	
ZIP Code 40202			
Mailing Address (if different from Physical Address) P.O. Box 32010		Entity Type Code CC	
City Or Town Louisville		State KY	NAICS 221100
ZIP Code 40232			
Date Incorporated 08/01/12	State or Country of Incorporation KENTUCKY	Description of Business Activity Electric Utility	

CONFIDENTIAL INFORMATION REDACTED

THROUGH PAGE 10

TENNESSEE DEPARTMENT OF REVENUE
FRANCHISE, EXCISE TAX RETURN

Please do not staple

FAE
170
1015

Taxable Year Beginning: 2010-01-01 Ending: 2010-12-31	Account No. 317284990 Due Date 2011-04-15	FEIN or SSN 61-0247570 AMENDED RETURN, please check the box at right. <input type="checkbox"/>
---	--	---

CONFIDENTIAL INFORMATION REDACTED

THROUGH PAGE 6

Kentucky Utilities Company		
Case No. 2012-00221		
Schedule of Franchise Fees Paid to Cities, Towns, or Municipalities For the Test Year Ended March 31, 2012		
Line No.	Franchise Location (City, Town, or Municipality)	Franchise Fee Payment
1.	Augusta	\$ 25,519.43
2.	Barlow	14,081.21
3.	Beattyville	27,587.57
4.	Beaver Dam	65,826.99
5.	Bedford	15,795.84
6.	Berry	5,520.09
7.	Bloomfield	21,758.70
8.	Bonnieville	4,475.14
9.	Bradfordsville	6,087.09
10.	Bremen	15,346.89
11.	Brodhead	25,723.37
12.	Brooksville	14,286.99
13.	Burgin	17,273.05
14.	Burnside	25,122.08
15.	Butler	10,319.01
16.	Calhoun	19,504.51
17.	California	1,713.29
18.	Camargo	20,406.20
19.	Campbellsburg	14,816.73
20.	Campbellsville	168,341.92
21.	Caneyville	10,587.86

Kentucky Utilities Company		
Case No. 2012-00221		
Schedule of Franchise Fees Paid to Cities, Towns, or Municipalities For the Test Year Ended March 31, 2012		
Line No.	Franchise Location (City, Town, or Municipality)	Franchise Fee Payment
22.	Carlisle	\$ 38,643.57
23.	Carrollton	60,068.79
24.	Cave City	34,861.76
25.	Centertown	9,875.07
26.	Central City	129,103.30
27.	Clarkson	24,051.57
28.	Clay	24,482.68
29.	Clinton	36,418.39
30.	Columbia	115,415.89
31.	Columbus	3,958.41
32.	Corinth	4,902.06
33.	Corydon	12,747.03
34.	Crab Orchard	17,014.77
35.	Crofton	15,275.81
36.	Cumberland	51,954.45
37.	Cynthiana	95,713.41
38.	Danville	482,317.60
39.	Dawson Springs	49,154.63
40.	Dixon	14,964.75
41.	Dover	5,657.56
42.	Drakesboro	12,049.67

Kentucky Utilities Company		
Case No. 2012-00221		
Schedule of Franchise Fees Paid to Cities, Towns, or Municipalities For the Test Year Ended March 31, 2012		
Line No.	Franchise Location (City, Town, or Municipality)	Franchise Fee Payment
43.	Earlington	\$ 23,728.81
44.	Eddyville	44,612.40
45.	Elizabethtown	528,799.71
46.	Eminence	47,929.71
47.	Eubank	6,458.63
48.	Evarts	23,518.70
49.	Fairfield	2,646.37
50.	Ferguson	14,729.44
51.	Flemingsburg	62,196.39
52.	Fredonia	9,749.07
53.	Georgetown	517,842.29
54.	Germantown	5,161.94
55.	Ghent	6,445.27
56.	Glencoe	5,463.10
57.	Gratz	1,861.45
58.	Greensburg	41,993.65
59.	Greenville	100,539.76
60.	Hanson	34,698.07
61.	Harlan	97,421.36
62.	Harrodsburg	162,087.57
63.	Hartford	51,834.06

Kentucky Utilities Company		
Case No. 2012-00221		
Schedule of Franchise Fees Paid to Cities, Towns, or Municipalities For the Test Year Ended March 31, 2012		
Line No.	Franchise Location (City, Town, or Municipality)	Franchise Fee Payment
64.	Hodgenville	\$ 58,212.85
65.	Horse Cave	51,296.66
66.	Hustonville	8,131.21
67.	Irvine	45,676.78
68.	Island	9,854.56
69.	Jamestown	51,203.15
70.	Jeffersonville	28,383.50
71.	Junction City	39,780.33
72.	Kevil	15,297.19
73.	Kuttawa	19,685.89
74.	La Center	26,413.09
75.	La Grange	193,109.23
76.	Lakeview Heights	4,524.39
77.	Lancaster	72,029.88
78.	Lawrenceburg	184,852.47
79.	Lebanon	143,872.38
80.	Lebanon Junction	37,467.26
81.	Leitchfield	100,810.21
82.	Lexington	9,321,511.09
83.	Liberty	62,913.39
84.	Livermore	25,034.32

Kentucky Utilities Company		
Case No. 2012-00221		
Schedule of Franchise Fees Paid to Cities, Towns, or Municipalities For the Test Year Ended March 31, 2012		
Line No.	Franchise Location (City, Town, or Municipality)	Franchise Fee Payment
85.	Livingston	\$ 4,143.34
86.	London	273,922.91
87.	Loretto	15,383.03
88.	Loyall	15,607.36
89.	Lynch	18,878.63
90.	Mackville	5,031.25
91.	Madisonville	117,113.97
92.	Manchester	62,988.83
93.	Marion	78,407.40
94.	Maysville	264,445.62
95.	McHenry	9,037.01
96.	Mentor	3,621.55
97.	Middlesboro	289,018.82
98.	Midway	33,040.42
99.	Millersburg	17,145.23
100.	Milton	5,092.47
101.	Morehead	120,927.10
102.	Morganfield	81,934.93
103.	Mortons Gap	14,661.39
104.	Mt. Olivet	5,843.72
105.	Mt. Sterling	193,414.76

Kentucky Utilities Company		
Case No. 2012-00221		
Schedule of Franchise Fees Paid to Cities, Towns, or Municipalities For the Test Year Ended March 31, 2012		
Line No.	Franchise Location (City, Town, or Municipality)	Franchise Fee Payment
106.	Mt. Vernon	\$ 67,785.60
107.	Munfordville	40,575.12
108.	Nebo	5,622.29
109.	New Castle	17,195.07
110.	New Haven	21,730.73
111.	Nicholasville	119,742.71
112.	N. Middletown	11,977.81
113.	Nortonville	24,849.46
114.	Owenton	40,299.43
115.	Owingsville	34,452.81
116.	Paris	101,732.96
117.	Perryville	12,731.20
118.	Pineville	50,640.86
119.	Pleasureville	14,509.99
120.	Powderly	21,201.50
121.	Prestonville	5,785.59
122.	Radcliff	248,457.98
123.	Ravenna	11,046.35
124.	Richmond	632,866.42
125.	Rockport	5,899.19
126.	Russell Springs	120,918.94

Kentucky Utilities Company		
Case No. 2012-00221		
Schedule of Franchise Fees Paid to Cities, Towns, or Municipalities For the Test Year Ended March 31, 2012		
Line No.	Franchise Location (City, Town, or Municipality)	Franchise Fee Payment
127.	Sacramento	\$ 9,302.38
128.	Sadieville	5,435.03
129.	Salem	21,574.03
130.	Salt Lick	7,714.09
131.	Sanders	4,337.24
132.	Science Hill	14,612.87
133.	Sebree	30,537.02
134.	Sharpsburg	5,198.43
135.	Shelbyville	212,200.30
136.	Simpsonville	68,738.42
137.	Slaughters	4,174.45
138.	Smithfield	2,570.16
139.	Somerset	388,678.60
140.	Sonora	15,509.28
141.	Sparta	3,847.35
142.	Springfield	75,705.04
143.	St. Charles	4,583.25
144.	Stamping Ground	15,278.20
145.	Stanford	63,219.64
146.	Sturgis	38,494.73
147.	Taylorsville	18,249.36

Kentucky Utilities Company		
Case No. 2012-00221		
Schedule of Franchise Fees Paid to Cities, Towns, or Municipalities For the Test Year Ended March 31, 2012		
Line No.	Franchise Location (City, Town, or Municipality)	Franchise Fee Payment
148.	Uniontown	\$ 22,254.71
149.	Upton	14,581.27
150.	Versailles	194,953.66
151.	Vine Grove	51,751.29
152.	Wallins	2,395.04
153.	Warsaw	44,263.80
154.	Waverly	5,833.32
155.	Wheatcroft	3,386.29
156.	White Plains	17,725.98
157.	Wickliffe	23,817.10
158.	Williamsburg	138,265.83
159.	Wilmore	93,070.90
160.	Winchester	462,829.31
161.	Worthville	3,938.24
162.	Total	\$ 19,387,211.07

Kentucky Utilities Company
Case No. 2012-00221
Analysis of Other Operating Taxes
12 ME 3/31/12
"000" Omitted

Line No.	Item (a)	Charged Expense (b)	Charged to Construction (c)	Charged to Other (Note 1) (d)	Amounts Accrued (e)	Amounts Paid (f)
1	Kentucky Retail					
	(a) State Income	1,899		(139)	1,760	8,192
	(b) Franchise Fees			19,387	19,387	19,387
	(c) Ad valorem	17,000		2	17,002	10,523
	(d) Payroll (employers portion)	6,777	1,883	(3,026)	5,634	6,430
	(e) Other taxes	2,069	4,933		7,002	6,767
2	Total Retail [Line1(a) through L1(e)]	27,745	6,816	16,224	50,785	51,299
3	Other Jurisdictions	3,298			3,298	
4	Total per books (L2 and L3)	31,043	6,816	16,224	54,083	51,299

Note 1: Amounts in the Charged to Other column d represent the following:
Line 1 b. Franchise Fees recorded on the balance sheet in FERC account 241, Tax Collections Payable, these amounts are collected from customers and remitted to taxing authorities.
Line 1 c. Ad Valorem (Property) tax recorded to Other Income and Deductions.
Line 1 d. Payroll tax accrued on affiliated companies. For example, when an Energy Services employee does work for KU that employee's payroll taxes are charged to KU but the payroll tax liability and payment are recorded at Energy Services company.
Line 1 e. Included is amounts recorded on balance sheet in FERC account 165, Prepayments.

KENTUCKY UTILITIES COMPANY

CASE NO. 2012-00221

**Response to Commission Staff's First Request for Information
Dated June 15, 2012**

Question No. 27

Responding Witness: Valerie L. Scott

Q-27. Provide a schedule of net income, per 1,000 kWh sold, per company books for the test year and the 3 calendar years preceding the test year. This data should be provided as shown in Schedule 27.

A-27. See attached.

Kentucky Utilities Company Case No. 2012-00221 Net Income per 1,000 KWH Sold For the Calendar Years 2009 through 2011 And for the Test Year ending March 31, 2012					
Line No.	Item (a)	12 Months Ended			
		Calendar Years Prior to Test Year			Test Year Mar. 2012 (e)
		2009 (b)	2010 (c)	2011 (d)	
1.	<u>Operating Income</u>				
2.	Operating Revenues	64.83	67.54	69.14	69.67
3.	<u>Operating Income Deductions</u>				
4.	Operating and Maintenance Expenses:				
5.	Fuel	20.73	22.16	23.35	23.66
6.	Other Power Production Expenses	14.34	12.77	10.61	10.71
7.	Transmission Expenses	1.11	1.27	1.30	1.32
8.	Distribution Expenses	2.32	2.05	2.07	2.51
9.	Customer Accounts Expenses	1.90	1.85	1.88	1.95
10.	Sales Expenses	-	-	-	-
11.	Administrative and General Expenses	4.16	4.34	4.65	4.74
12.	Total (L5 through L11)	44.56	44.44	43.86	44.89
13.	Depreciation Expenses	6.10	6.22	8.13	8.45
14.	Amortization of Utility Plant Acquisition Adjustment	0.29	0.30	0.32	0.34
15.	Regulatory Credits	(0.12)	(0.23)	(0.26)	(0.28)
16.	Taxes Other Than Income Taxes	1.00	0.89	1.26	1.33
17.	Income Taxes - Federal	(0.23)	2.75	(0.31)	(0.79)
18.	Income Taxes - Other	0.08	0.57	0.20	0.09
19.	Provision for Deferred Income Taxes	2.55	1.14	4.98	5.21
20.	Investment Tax Credit Adjustment Net	1.02	-	-	-
21.	Gain (Loss) from Disposition of Allowances	-	-	-	-
22.	Accretion Expense	0.10	0.16	0.13	0.13
23.	Total Utility Operating Expenses (L12 through L22)	55.35	56.24	58.31	59.37
24.	Net Utility Operating Income (L2 less L23)	9.48	11.30	10.83	10.30

Kentucky Utilities Company Case No. 2012-00221 Net Income per 1,000 KWH Sold For the Calendar Years 2009 through 2011 And for the Test Year ending March 31, 2012					
Line No.	Item (a)	12 Months Ended			
		Calendar Years Prior to Test Year			Test Year Mar. 2012 (e)
		2009 (b)	2010 (c)	2011 (d)	
25.	<u>Other Income and Deductions</u>				
26.	Other Income:				
27.	Allowance Funds Used During Construction	0.19	0.02	-	-
28.	Miscellaneous Non-Operating Income	0.15	0.04	0.11	0.02
29.	Total Other Income (L27 through L28)	0.34	0.06	0.11	0.02
30.	Other Income Deductions:				
31.	Miscellaneous Income Deductions	0.07	0.05	0.06	0.06
32.	Taxes Applicable to Other Inc and Ded:				
33.	Income Taxes and Investment Tax Credits	(0.21)	(0.06)	(0.02)	(0.07)
34.	Taxes Other Than Income Taxes	(0.01)	-	(0.12)	(0.13)
35.	Total Taxes on Other Inc and Deductions (L33 thro	(0.22)	(0.06)	(0.14)	(0.20)
36.	Net Other Income and Deductions (L29 less L31 less L3	0.49	0.07	0.19	0.16
37.	<u>Interest Charges</u>				
38.	Interest on Long Term Debt	3.46	3.33	2.74	2.80
39.	Amortization of Debt Expense	0.04	0.05	0.17	0.17
40.	Other Interest Expense	0.09	0.13	0.24	0.23
41.	Total Interest Charges (L38 through L40)	3.59	3.51	3.15	3.20
42.	Cumulative Effect of Accounting Change Net of Tax	-	-	-	-
43.	Net Income (L24 plus L36 less L41 plus L42)	6.38	7.86	7.87	7.26
44.	1,000 KWH Sold	20,920,272	22,381,918	22,381,651	21,846,931

KENTUCKY UTILITIES COMPANY

CASE NO. 2012-00221

**Response to Commission Staff's First Request for Information
Dated June 15, 2012**

Question No. 28

Responding Witness: Valerie L. Scott

Q-28. Provide the comparative operating statistics for total company as shown in Schedule 28.

A-28. See attached.

Kentucky Utilities Company
Case No. 2012-00221
Comparative Operating Statistics - Electric Operations
For Calendar Years 2009 through 2011
and Test Year ended March 2012
(Total Company)

Line No.	Item (a)	Calendar Years Prior to Test Year						Test Year	
		2009		2010		2011		Cost (h)	% Inc. (i)
		Cost (b)	% Inc. (c)	Cost (d)	% Inc. (e)	Cost (f)	% Inc. (g)		
1.	Fuel Costs:								
2.	Coal - cost per ton	60.15	7.93%	56.87	-5.45%	54.18	-4.73%	54.48	0.55%
3.	Oil - cost per gallon	1.82	-37.46%	1.95	7.14%	2.53	29.74%	2.70	6.72%
4.	Gas - cost per MCF	7.80	-34.40%	6.16	-21.03%	7.92	28.57%	7.19	-9.24%
5.	Costs Per Million BTU:								
6.	Coal	2.57	9.36%	2.44	-5.06%	2.37	-2.87%	2.39	0.84%
7.	Oil	13.02	-37.31%	13.93	6.99%	18.10	29.94%	19.27	6.46%
8.	Gas	7.61	-34.40%	6.01	-21.02%	7.77	29.28%	7.01	-9.78%
9.	Costs Per 1,000 kWh Sold:								
10.	Coal	19.38	2.92%	19.95	2.94%	22.11	10.83%	22.49	1.72%
11.	Oil	0.23	-36.11%	0.26	13.04%	0.42	61.54%	0.35	-16.67%
12.	Gas	0.85	-53.04%	1.78	109.41%	1.41	-20.79%	1.45	2.84%
13.	Wages and Salaries - Charged Expense:								
14.	Per Average Employee (1)	50,661	2.23%	53,946	6.48%	53,639	-0.57%	54,580	1.75%
15.	Depreciation Expense:								
16.	Per \$100 of Average Gross Plant in Service	2.73	-15.37%	2.67	-2.20%	3.04	13.86%	2.86	-5.92%

Kentucky Utilities Company
Case No. 2012-00221
Comparative Operating Statistics - Electric Operations
For Calendar Years 2009 through 2011
and Test Year ended March 2012
(Total Company)

Line No.	Item (a)	Calendar Years Prior to Test Year						Test Year	
		2009		2010		2011		Cost (h)	% Inc. (i)
		Cost (b)	% Inc. (c)	Cost (d)	% Inc. (e)	Cost (f)	% Inc. (g)		
17.	Purchased Power:								
18.	Per 1,000 kWh Purchased	27.04	-13.25%	27.85	3.00%	26.05	-6.46%	26.36	1.19%
19.	Rents:								
20.	Per \$100 of Average Gross Plant in Service	0.046	2.22%	0.046	0.00%	0.040	-13.04%	0.039	-2.50%
21.	Property Taxes:								
22.	Per Average \$100 of Average Plant in Service - Net	0.32	-15.79%	0.26	-18.75%	0.44	69.23%	0.44	0.00%
	Per Average \$100 of Average Plant in Service - Gross	0.26	-13.33%	0.20	-23.08%	0.31	55.00%	0.30	-3.23%
23.	Payroll Taxes:								
24.	Per Average Number of Employees whose Salary is Charged to Expense (1)	4,456.58	10.61%	4,397.66	-1.32%	4,308.34	-2.03%	4,672.81	8.46%
25.	Per Average Salary of Employee whose Salary is Charged to Expense (1)	83.83	7.32%	77.93	-7.04%	75.50	-3.12%	79.71	5.58%
26.	Per 1,000 kWh Sold (1)	0.20	25.00%	0.19	-5.00%	0.18	-5.26%	0.20	11.11%
27.	Interest Expense:								
28.	Per \$100 of Average Debt Outstanding	4.58	-9.31%	4.40	-3.93%	3.81	-13.41%	3.80	-0.26%
29.	Per \$100 of Average Plant Investment	1.61	-6.40%	1.51	-6.21%	1.17	-22.52%	1.08	-7.69%
30.	Per \$100 kWh Sold (2)	5.60	8.95%	5.28	-5.71%	4.62	-12.50%	4.67	1.08%

(1) Wages and salaries, payroll taxes, and average number of employees are for KU employees only. LG&E and Servco allocated labor and employees are not included because an allocated number of employees cannot be determined

(2) Interest Expense divided by Ultimate Consumer Revenues plus Resale Revenues.

KENTUCKY UTILITIES COMPANY

CASE NO. 2012-00221

**Response to Commission Staff's First Request for Information
Dated June 15, 2012**

Question No. 29

Responding Witness: Shannon L. Charnas

Q-29. Provide a statement of the plant in service, per company books, for the test year.
This data should be presented as shown in Schedule 29.

A-29. See attached.

Kentucky Utilities Company Case No. 2012-00221 Statement of Electric Plant in Service For the Test Year (Total Company)						
Account Number	Title of Accounts	Beginning Balance	Additions	Retirements	Transfers	Ending Balance
	<u>Intangible Plant</u>					
301	Organization	44,455.58	-	-	-	44,455.58
302	Franchises and Consents	83,453.04	-	(27,534.21)	-	55,918.83
303	Miscellaneous Intangible Plant	49,798,110.88	8,466,890.59	(3,660,477.31)	-	54,604,524.16
106	Completed Construction Not Classified	4,222,463.82	1,276,770.69	-	-	5,499,234.51
	Total Intangible Plant	54,148,483.32	9,743,661.28	(3,688,011.52)	-	60,204,133.08
	<u>Production Plant:</u>					
	<u>Steam Production</u>					
310	Land and Land Rights	10,881,103.86	-	-	-	10,881,103.86
311	Structures and Improvements	222,316,792.30	59,008,935.85	(731,534.13)	-	280,594,194.02
312	Boiler Plant Equipment	1,260,818,983.22	1,050,637,820.19	(22,709,164.72)	-	2,288,747,638.69
313	Engines and Engine-driven Generators		-	-	-	
314	Turbogenerator Units	248,089,868.46	67,310,721.33	(1,272,474.51)	-	314,128,115.28
315	Accessory Electric Equipment	120,309,507.40	62,701,946.13	(763,208.84)	-	182,248,244.69
316	Miscellaneous Power Plant Equipment	25,288,602.76	5,836,592.99	(365,962.46)	-	30,759,233.29
317	Asset Retirement Cost - Steam	52,467,837.22	-	(56,694.92)	4,078,629.16	56,489,771.46
106	Completed Construction Not Classified	1,597,163,765.29	(1,133,861,925.06)	-	-	463,301,840.23
	Total Steam Production	3,537,336,460.51	111,634,091.43	(25,899,039.58)	4,078,629.16	3,627,150,141.52
	<u>Hydraulic Production</u>					
330	Land and Land Rights	879,311.47	-	-	-	879,311.47
331	Structures and Improvements	606,212.52	-	-	-	606,212.52
332	Reservoirs, Dams, and Waterways	10,108,766.75	7,762.58	(322.65)	-	10,116,206.68
333	Water Wheels, Turbines, and Generators	4,430,624.31	-	-	-	4,430,624.31
334	Accessory Electric Equipment	578,333.28	-	-	-	578,333.28
335	Miscellaneous Power Plant Equipment	297,023.86	-	-	-	297,023.86
336	Roads, Railroads, and Bridges	176,359.59	-	-	-	176,359.59
337	Asset Retirement Cost - Hydraulic	57,608.88	-	-	-	57,608.88
106	Completed Construction Not Classified	-	11,614,789.41	-	-	11,614,789.41
	Total Hydraulic Production	17,134,240.66	11,622,551.99	(322.65)	-	28,756,470.00

Kentucky Utilities Company Case No. 2012-00221 Statement of Electric Plant in Service For the Test Year (Total Company)						
Account Number	Title of Accounts	Beginning Balance	Additions	Retirements	Transfers	Ending Balance
	<u>Other Production</u>					
340	Land and Land Rights	294,923.72	-	-	-	294,923.72
341	Structures and Improvements	36,018,413.21	-	-	-	36,018,413.21
342	Fuel Holders, Producers, and Accessories	22,412,648.62	479,998.26	(144,829.97)	-	22,747,816.91
343	Prime Movers	352,748,373.58	14,843,636.68	(3,417,136.50)	-	364,174,873.76
344	Generators	59,334,141.81	67,603.05	(40,983.72)	-	59,360,761.14
345	Accessory Electric Equipment	43,367,798.91	1,164,565.90	(239,317.03)	-	44,293,047.78
346	Miscellaneous Power Plant Equipment	5,314,949.95	47,991.12	-	-	5,362,941.07
347	Asset Retirement Cost - Other Production	17,790.81	-	-	-	17,790.81
106	Completed Construction Not Classified	6,254,529.09	(5,141,952.51)	-	-	1,112,576.58
	Total Other Production	525,763,569.70	11,461,842.50	(3,842,267.22)	-	533,383,144.98
	Total Production Plant	4,080,234,270.87	134,718,485.92	(29,741,629.45)	4,078,629.16	4,189,289,756.50
	<u>Transmission Plant</u>					
350	Land and Land Rights	25,588,290.26	25,663.71	-	-	25,613,953.97
352	Structures and Improvements	16,308,658.73	1,921,241.93	(27,666.01)	(3,798.94)	18,198,435.71
353	Station Equipment	184,236,655.34	14,641,173.89	(3,001,351.93)	64,731.12	195,941,208.42
354	Towers and Fixtures	64,928,370.80	323,920.20	(100,646.69)	-	65,151,644.31
355	Poles and Fixtures	119,685,110.71	11,823,989.69	(742,205.87)	-	130,766,894.53
356	Overhead Conductors and Devices	142,448,470.20	8,204,246.96	(659,119.66)	-	149,993,597.50
357	Underground Conduit	448,760.26	-	-	-	448,760.26
358	Underground Conductors and Devices	1,168,559.08	(766.65)	(6,243.14)	-	1,161,549.29
359	Asset Retirement Cost - Transmission	86,951.50	-	-	453,047.99	539,999.49
106	Completed Construction Not Classified	79,827,081.93	302,858.94	-	-	80,129,940.87
	Total Transmission Plant	634,726,908.81	37,242,328.67	(4,537,233.30)	513,980.17	667,945,984.35

Kentucky Utilities Company Case No. 2012-00221 Statement of Electric Plant in Service For the Test Year (Total Company)						
Account Number	Title of Accounts	Beginning Balance	Additions	Retirements	Transfers	Ending Balance
	<u>Distribution Plant</u>					
360	Land and Land Rights	5,017,402.45	299,591.13	(6,152.81)	-	5,310,840.77
361	Structures and Improvements	6,832,326.44	824,223.37	(17,405.61)	-	7,639,144.20
362	Station Equipment	132,560,384.21	9,154,160.35	(453,436.58)	(79,331.97)	141,181,776.01
363	Storage Battery Equipment		-	-	-	
364	Poles, Towers, and Fixtures	267,794,508.15	23,788,165.41	(1,286,847.99)	299.96	290,296,125.53
365	Overhead Conductors and Devices	254,804,182.53	23,669,829.51	(4,784,222.25)	14,300.89	273,704,090.68
366	Underground Conduit	1,683,035.59	46,425.99	(22,173.00)	-	1,707,288.58
367	Underground Conductors and Devices	129,988,189.31	9,444,682.42	(617,513.90)	-	138,815,357.83
368	Line Transformers	277,441,704.56	10,339,992.45	(430,452.74)	-	287,351,244.27
369	Services	82,226,646.76	6,672,318.30	45,921.75	-	88,944,886.81
370	Meters	69,155,293.23	1,851,063.19	(83,939.15)	-	70,922,417.27
371	Installations on Customers' Premises	18,260,862.61	3,024.65	(22,971.38)	-	18,240,915.88
372	Leased Property on Customers' Premises	-	-		-	
373	Street Lighting and Signal Systems	75,191,481.19	7,908,628.75	(3,694,145.09)	-	79,405,964.85
374	Asset Retirement Cost - Distribution	287,375.79	-	-	499,578.76	786,954.55
106	Completed Construction Not Classified	41,644,070.57	(12,191,421.15)	-	-	29,452,649.42
	Total Distribution Plant	1,362,887,463.39	81,810,684.37	(11,373,338.75)	434,847.64	1,433,759,656.65
	<u>General Plant</u>					
389	Land and Land Rights	2,567,847.40	82,821.22	(21,141.00)	-	2,629,527.62
390	Structures and Improvements	39,765,567.44	7,371,527.43	(591,889.76)	-	46,545,205.11
391	Office Furniture and Equipment	24,080,801.77	8,027,482.26	(756,699.56)	3,798.94	31,355,383.41
392	Transportation Equipment	14,924,825.78	1,190,790.49	(145,661.39)	-	15,969,954.88
393	Stores Equipment	777,672.97	46,281.44	(272,160.14)	-	551,794.27
394	Tools, Shop, and Garage Equipment	6,937,584.31	1,485,397.55	(858,400.98)	-	7,564,580.88
395	Laboratory Equipment	3,160,382.43	-	(3,160,382.43)	-	-
396	Power Operated Equipment	1,104,975.13	176,850.49	(107,600.18)	-	1,174,225.44
397	Communication Equipment	28,785,869.61	2,160,779.23	-	-	30,946,648.84
398	Miscellaneous Equipment	-	-	-	-	-
399	Other Tangible Property		-	-	-	
106	Completed Construction Not Classified	4,794,651.48	(1,510,597.53)	-	-	3,284,053.95
	Total General Plant	126,900,178.32	19,031,332.58	(5,913,935.44)	3,798.94	140,021,374.40
	Total Electric Plant in Service	6,258,897,304.71	282,546,492.82	(55,254,148.46)	5,031,255.91	6,491,220,904.98

KENTUCKY UTILITIES COMPANY

CASE NO. 2012-00221

**Response to Commission Staff's First Request for Information
Dated June 15, 2012**

Question No. 30

Responding Witness: Valerie L. Scott

Q-30. Provide the following information for total company. If any amounts were allocated, show a calculation of the factor used to allocate each amount.

- a. A detailed analysis of all charges booked during the test year for advertising expenditures. Include a complete breakdown of Account No. 913 - Advertising Expenses, and any other advertising expenditures included in any other expense accounts, as shown in Schedule 30a. The analysis should specify the purpose of the expenditure and the expected benefit to be derived.
- b. An analysis of Account No. 930 - Miscellaneous General expenses for the test year. Include a complete breakdown of this account as shown in Schedule 30b and provide detailed workpapers supporting this analysis. At a minimum, the workpapers should show the date, vendor, reference (i.e., voucher no., etc.), dollar amount, and brief description of each expenditure of \$500 or more, provided that lesser items are grouped by classes as shown in Schedule 30b.
- c. An analysis of Account No. 426 - Other Income Deductions for the test year. Include a complete breakdown of this account as shown in Schedule 30c, and provide detailed workpapers supporting this analysis. At a minimum, the workpapers should show the date, vendor, reference (i.e., voucher no., etc.), dollar amount, and brief description of each expenditure of \$500 or more, provided that lesser items are grouped by classes as shown in Schedule 30c.

A-30. a. See attached.

b. See attached.

c. See attached.

Kentucky Utilities							
Case No. 2012-00221							
Analysis of Advertising Expenses (Including Account No. 913) For the Test Year							
Line No.	Item (a)	Sales or Promotional Advertising (b)	Institutional Advertising (c)	Conservation Advertising (d)	Rate Case (e)	Other (f)	Total (g)
1.	Newspaper	-	17,674	-	-	64,349	82,023
2.	Magazines and Other	-	315,190	136,181	-	4,561	455,932
3.	Television	-	288,156	-	-	-	288,156
4.	Radio	-	16,680	-	-	-	16,680
5.	Direct Mail	-	119,400	-	-	121,558	240,958
6.	Other (community events, etc.)	23,966	70,134	20,912	-	44,988	160,000
7.	Total	23,966	827,234	157,093	-	235,456	1,243,749
9.	Kentucky Jurisdictional %	94.978%	94.978%	94.597%	-	94.597%	-
10.	Amount Assigned to Kentucky Jurisdictional	22,763	785,690	148,605	-	222,734	1,179,792

The purpose and benefit for the advertising expenses are to promote/provide:

- Safety and Public Awareness
- Public Information
- Community Relations
- Environmental Awareness
- Customer Information

Column (b) is Account 913 advertising and has been removed from expenses in proforma adjustments.

See Blake Exhibit 1, Reference Schedule 1.17 of the June 29, 2012 filing.

Column (c) is Account 930.1 advertising and has been removed from expenses in proforma adjustments.

See Blake Exhibit 1, Reference Schedule 1.17 of the June 29, 2012 filing.

Column (d) is Account 909 advertising.

Column (f) is various accounts.

Kentucky Utilities		
Case No. 2012-00221		
Analysis of Account No. 930 - Miscellaneous General Expenses For the Test Year		
Line No.	Item (a)	Amount (b)
1.	Industry Association Dues	\$ 1,626,027
2.	Stockholder and Debt Service Expenses	-
3.	Institutional Advertising	-
4.	Conservation Advertising	-
5.	Rate Department Load Studies	-
6.	Director's Fees and Expenses	-
7.	Dues and Subscriptions	313,823
8.	Miscellaneous	1,084,275
9.	Sub-total	3,024,125
10.	Kentucky Jurisdictional %	See below
11.	Kentucky Jurisdictional Amount of Line 10	\$ 2,723,588

Note: 930.1 is included in response to question 30(a).

Row 10 is determined from the Jurisdictional Separation Study, Conroy Exhibit C2.

Kentucky Jurisdictional Calculation:	Total Company	Jurisdictional Percentage	Kentucky Jurisdictional
Industry Association Dues			
Account 930272	\$ 473,258	94.978%	\$ 449,491
Account 930 excluding Account 930272	1,152,769	88.938%	1,025,250
	<u>1,626,027</u>		<u>1,474,741</u>
Dues and Subscriptions			
Account 930272	43,767	94.978%	41,569
Account 930 excluding Account 930272	270,056	88.938%	240,182
	<u>313,823</u>		<u>281,751</u>
Miscellaneous			
Account 930272	45,753	94.978%	43,455
Account 930 excluding Account 930272	1,038,522	88.938%	923,641
	<u>1,084,275</u>		<u>967,096</u>
	<u>\$ 3,024,125</u>		<u>\$ 2,723,588</u>

Kentucky Utilities Company
 FERC 930
 12 Months Ended March 31, 2012

GL Date	Account	Vendor Name or Batch Name	Invoice Number or Journal Name	Description	Total Cost
Apr-11	930272	US BANK NATIONAL ASSOCIATION D	28-APR-2011 13:04 SERV	EDISON ELECTRIC INST. #426662	\$ 119,911.68
Apr-11	930272	KAA Spreadsheet 23939459: A 10965	J040-0020-0411 Other USD 30-APR-11	EEI Dues - Charges from PPL	21,743.64
Apr-11	930274	EPRI	EP00390556	EPRI MEMBERSHIP DUES	136,171.10
Apr-11	930274	EPRI	EP00390556	EPRI MEMBERSHIP DUES	214,941.01
Apr-11	930274	EPRI	EP00390556	EPRI MEMBERSHIP DUES	33,144.30
May-11	930272	KAA Spreadsheet 24175529: A 10965	J040-0020-0711 Other USD 31-MAY-11	EEI Dues - Charges from PPL	21,743.64
Jun-11	930272	KAA Spreadsheet 24380996: A 10965	J040-0020-0611 Other USD 30-JUN-11	EEI Dues - Charges from PPL	21,743.64
Jul-11	930272	KAA Spreadsheet 24565144: A 10965	J040-0020-0711 Other USD 31-JUL-11	EEI Dues - Charges from PPL	21,743.64
Jul-11	930274	EPRI	EP00392967	QUARTERLY PYMT	136,171.10
Jul-11	930274	EPRI	EP00392967	QUARTERLY PYMT	214,941.01
Jul-11	930274	EPRI	EP00392967	QUARTERLY PYMT	33,144.30
Aug-11	930272	KAA Spreadsheet 24792979: A 10965	J040-0020-0811 Other USD 31-AUG-11	EEI Dues - Charges from PPL	21,743.64
Sep-11	930272	KAA Spreadsheet 24988976: A 10965	J040-0020-0911 Other USD 31-SEP-11	EEI Dues - Charges from PPL	21,743.64
Oct-11	930272	KAA Spreadsheet 25180222: A 10965	J040-0020-1011 Other USD 31-OCT-11	EEI Dues - Charges from PPL	21,743.64
Oct-11	930274	EPRI	EP00394770	ANNUAL RESEARCH PORTFOLIO	136,171.10
Oct-11	930274	EPRI	EP00394770	ANNUAL RESEARCH PORTFOLIO	214,941.01
Oct-11	930274	EPRI	EP00394770	ANNUAL RESEARCH PORTFOLIO	33,144.30
Nov-11	930272	KAA Spreadsheet 25403761: A 10965	J040-0020-1111 Other USD 30-NOV-11	EEI Dues - Charges from PPL	21,743.64
Dec-11	930272	KAA Spreadsheet 25603090: A 10965	J040-0020-1211 Other USD 31-DEC-11	EEI Dues - Charges from PPL	21,743.64
Jan-12	930272	US BANK NATIONAL ASSOCIATION D	27-JAN-2012 07:01 SERV	EDISON ELECTRIC INST. #426662	117,219.20
Jan-12	930272	CAC Spreadsheet 25804408: A 26991	J040-0020-0112 Other USD 31-JAN-12	EEI Dues - Charges from PPL	20,217.17
Feb-12	930272	NLW Spreadsheet 26019795: A 26988	J061-0110-0212 Accrual USD 29-FEB-12	EEI Dues - Charges from PPL - Amortization	20,217.17
TOTAL INDUSTRY ASSOCIATION DUES					1,626,027.21
May-11	930272	HUNTON AND WILLIAMS LLP	102008162	PROFESSIONAL SERVICES	2,246.78
May-11	930272	HUNTON AND WILLIAMS LLP	102010791	PROFESSIONAL SERVICES	2,505.96
May-11	930272	HUNTON AND WILLIAMS LLP	102011929	PROFESSIONAL SERVICES	2,721.65
Jul-11	930272	HUNTON AND WILLIAMS LLP	102015741	PROFESSIONAL SERVICES	3,301.14
Jul-11	930272	HUNTON AND WILLIAMS LLP	102013861	PROFESSIONAL SERVICES	3,653.18
Aug-11	930272	HUNTON AND WILLIAMS LLP	102017335	PROFESSIONAL SERVICES	4,021.44
Sep-11	930272	HUNTON AND WILLIAMS LLP	102018355	PROFESSIONAL SERVICES	3,921.14
Nov-11	930272	HUNTON AND WILLIAMS LLP	102021701	PROFESSIONAL SERVICES	2,237.04
Nov-11	930272	HUNTON AND WILLIAMS LLP	102020184	PROFESSIONAL SERVICES	4,760.68
Dec-11	930272	HUNTON AND WILLIAMS LLP	102023439	PROFESSIONAL SERVICES	2,364.70
Dec-11	930272	HUNTON AND WILLIAMS LLP	102024641	PROFESSIONAL SERVICES	2,565.52
Jan-12	930202	UNIVERSITY OF KENTUCKY	1112RT	INVOICE # 1112-RT DATE: October 26, 2011 Uof K Institute for Workplace	2,500.00
Feb-12	930274	EPRI	EP00398866	EPRI: MOFFETT/LINK: Annual Research Portfolio 2012 - EP00398866	93,890.24
Feb-12	930274	EPRI	EP00398866	EPRI: MOFFETT/LINK: Annual Research Portfolio 2012 - EP00398866	137,627.36
Feb-12	930274	EPRI	EP00398866	EPRI: MOFFETT/LINK: Annual Research Portfolio 2012 - EP00398866	36,038.18
Feb-12	930272	HUNTON AND WILLIAMS LLP	102026184	PROFESSIONAL SERVICES	4,167.13
Mar-12	930272	UNIVERSITY OF MISSOURI-FRI/PUD	1210019	DUES	5,300.00
TOTAL DUES AND SUBSCRIPTIONS					313,822.14

GL Date	Account	Vendor Name or Batch Name	Invoice Number or Journal Name	Description	Total Cost
Jan-12	930272	EDISON ELECTRIC INSTITUTE	3967GN	PROFESSIONAL SERVICES	25,536.00
Apr-11	930207	PAY-PJS Spreadsheet 23914172: A 8692	J316-0110-0411 Adjustment USD 30-APR-11	OTHER MISC GEN EXP	4,685.49
Apr-11	930274	ANODAMINE INC	9604804	ANODAMINE HPFG, 55 GALLON DRUM	2,550.00
Apr-11	930904	KRK Spreadsheet 23892276: A 26583	J108-0110-0411 Adjustment USD 01-APR-11	CMRG Amortization	8,536.67
Apr-11	930904	KRK Spreadsheet 23892276: A 26583	J108-0110-0411 Adjustment USD 01-APR-11	KCCS Amortization	19,207.51
May-11	930274	EPRI	EP00391551	EPRI: MOFFETT: TC SUPPLEMENTAL WORK: 55507 Ohio River Ecologic	24,960.00
May-11	930207	KENTUCKY STATE TREASURER	530311	WATER USE FEES QTR 3/31/11	23,427.53
May-11	930904	KRK Spreadsheet 24057278: A 26583	J108-0110-0511 Adjustment USD 01-MAY-11	CMRG Amortization	8,536.67
May-11	930904	KRK Spreadsheet 24057278: A 26583	J108-0110-0511 Adjustment USD 01-MAY-11	KCCS Amortization	19,207.51
May-11	930274	DAD Spreadsheet 24144042: A 10864	J701-0020-0511 Adjustment USD 01-MAY-11 JUN-2011	TC work	11,400.00
Jun-11	930274	EPRI	EP00392897	EPRI: LINK: TC Supplemental 71850 Weld Repair of Grade 91 Piping Comp	5,700.00
Jun-11	930274	EPRI	EP00392898	EPRI: LINK: TC Supplemental 71858 Non-Destruct Methods for Det of High	5,700.00
Jun-11	930904	KRK Spreadsheet 24324499: A 26583	J108-0110-0611 Adjustment USD 01-JUN-11	CMRG Amortization	8,536.67
Jun-11	930904	KRK Spreadsheet 24324499: A 26583	J108-0110-0611 Adjustment USD 01-JUN-11	KCCS Amortization	19,207.51
Jun-11	930903	EXPERIAN MARKETING SOLUTION INC	891190	Business Office Location Evaluation - Market Data	10,575.00
Jul-11	930904	GCM Spreadsheet 24551040: A 26457	J108-0110-0711 Adjustment USD 01-JUL-11	CMRG Amortization	8,536.67
Jul-11	930904	GCM Spreadsheet 24551040: A 26457	J108-0110-0711 Adjustment USD 01-JUL-11	KCCS Amortization	19,207.51
Jul-11	930903	EXPERIAN MARKETING SOLUTION INC	618467	Residential Demand Conservation Program Market Potential Study	21,530.00
Jul-11	930274	EPRI	EPRI072711	EPRI: MOFFETT: TC WORK - SPA 72327 Test Burn Corrosion Assessmen	41,325.00
Aug-11	930207	KENTUCKY STATE TREASURER	530611	WATER USE FEES	18,675.37
Aug-11	930903	EXPERIAN MARKETING SOLUTION INC	9604804	Residential Demand Conservation Market Study Report	2,500.00
Aug-11	930903	KFORCE INC	4212297	Market Research Contractor	4,524.80
Aug-11	930904	GCM Spreadsheet 24762841: A 26457	J108-0110-0811 Adjustment USD 01-AUG-11	CMRG Amortization	8,536.67
Aug-11	930904	GCM Spreadsheet 24762841: A 26457	J108-0110-0811 Adjustment USD 01-AUG-11	KCCS Amortization	19,207.51
Aug-11	930903	BELLOMY RESEARCH INC	110724	Residential Demand Conservation Non-Participant Study	13,150.00
Aug-11	930903	BELLOMY RESEARCH INC	110826	Commercial AC Test and Tune-up market research project	13,500.00
Sep-11	930903	BELLOMY RESEARCH INC	110859	Bellomy Research onsite presentation travel expenses	1,639.94
Sep-11	930903	KFORCE INC	4233053	Market Research Contractor	5,501.53
Sep-11	930903	BELLOMY RESEARCH INC	110926	Portal Redesign and Electronic Files of current studies.	6,000.00
Sep-11	930903	CHARTWELL INC	28443	Chartwell Outage Communication Research Fee	6,497.50
Sep-11	930904	GCM Spreadsheet 24971831: A 26457	J108-0110-0911 Adjustment USD 01-SEP-11	CMRG Amortization	8,536.67
Sep-11	930904	GCM Spreadsheet 24971831: A 26457	J108-0110-0911 Adjustment USD 01-SEP-11	KCCS Amortization	19,207.51
Sep-11	930903	BELLOMY RESEARCH INC	110925	Portal Redesign and Electronic Files of current studies.	12,500.00
Oct-11	930274	MEINERS ELECTRIC	1936	MEINERS ELECTRIC: THURSTON: MC1 BOILER TEMP PROBES - EPRI I	2,678.21
Oct-11	930903	KFORCE INC	4253803	Market Research Contractor	3,496.64
Oct-11	930904	MGW Spreadsheet 25164972: A 26708	J108-0110-1011 Adjustment USD 01-OCT-11	CMRG Amortization	8,536.67
Oct-11	930904	MGW Spreadsheet 25164972: A 26708	J108-0110-1011 Adjustment USD 01-OCT-11	KCCS Amortization	19,207.51
Nov-11	930207	NEI GLOBAL RELOCATION COMPANY	261733	moving exp Daniel Wheeler	4,466.00
Nov-11	930207	PAY-PJS Spreadsheet 25378629: A 8692	J321-0020-1111 Adjustment USD 30-NOV-11	OTHER MISC GEN EXP	(6,286.16)
Nov-11	930207	PAY-PJS Spreadsheet 25378629: A 8692	J321-0020-1111 Adjustment USD 30-NOV-11	OTHER MISC GEN EXP	10,117.14
Nov-11	930207	KENTUCKY STATE TREASURER	110811	WATER USE FEES	19,740.13
Nov-11	930274	PIC GROUP INC	500017368	500017368 - MC 10/17 - 10/23 EMG WORK	3,051.87
Nov-11	930274	EPRI	EP00396374	EPRI: LINK/MOFFETT: 72033-TC Clean Water Act Section 316(b) Fish Prot	3,920.00
Nov-11	930274	PIC GROUP INC	500017368	500017368 - MC 10/17 - 10/23 EMG WORK	4,457.10
Nov-11	930903	DATAMENTORS LLC	4289	Marketing Database Proof of Concept Exercise	5,025.00
Nov-11	930904	BAC Spreadsheet 25378856: A 97730	J108-0110-1111 Adjustment USD 01-NOV-11	CMRG Amortization	8,536.67
Nov-11	930904	BAC Spreadsheet 25378856: A 97730	J108-0110-1111 Adjustment USD 01-NOV-11	KCCS Amortization	19,207.51
Nov-11	930903	BELLOMY RESEARCH INC	111115	Postal Changes Impact to Customer Payments Survey	9,250.00
Nov-11	930274	EPRI	EP00396374	EPRI: LINK/MOFFETT: 72033-TC Clean Water Act Section 316(b) Fish Prot	13,965.00
Nov-11	930274	EPRI	EP00396311	EPRI: LINK/MOFFETT: 72032-TC Pond Closure Research: Invoice EP00396	28,500.00
Dec-11	930903	KFORCE INC	4290160	Market Research Contractor	1,127.21

GL Date	Account	Vendor Name or Batch Name	Invoice Number or Journal Name	Description	Total Cost
Dec-11	930903	KFORCE INC	4280369	Market Research Contractor	2,108.38
Dec-11	930274	MEINERS ELECTRIC	1979	MEINERS ELECTRIC: LINK/THURSTON: MC U1 Boiler Temp Probes - Invc	3,332.48
Dec-11	930903	KFORCE INC	4301915	Market Research Contractor	4,386.79
Dec-11	930903	BELLOMY RESEARCH INC	111241	Customer Satisfaction Index Set-up	5,350.00
Dec-11	930274	EPRI	EPRI120811A	EPRI: LINK/MOFFETT: SPA TC/CF 017605-30166 / PROJECT ID (71847) M	5,700.00
Dec-11	930274	EPRI	EPRI121611	EPRI: LINK/MOFFETT: "Weld Repair of Grade 91 Piping Components" TC C	6,270.00
Dec-11	930904	BAC Spreadsheet 25596714: A 99730	J108-0110-1211 Adjustment USD 01-DEC-11	CMRG Amortization	8,536.67
Dec-11	930904	BAC Spreadsheet 25596714: A 99730	J108-0110-1211 Adjustment USD 01-DEC-11	KCCS Amortization	19,207.51
Dec-11	930274	EPRI	EPRI121311A	EPRI: MOFFETT/LINK: TC 017552-30166 / Project ID (72042) "University A	9,975.00
Dec-11	930274	EPRI	EPRI121611A	EPRI: LINK/MOFFETT: Displacement of Coal Generation by Natural Gas" T	11,400.00
Dec-11	930274	EPRI	EPRI120811A	EPRI: LINK/MOFFETT: SPA TC/CF 017605-30166 / PROJECT ID (71847) M	12,428.85
Dec-11	930274	EPRI	EPRI121411	EPRI: LINK/MOFFETT: SPA AMENDMENT TO "Pilot Test of Adv Amines ar	22,230.00
Dec-11	930274	EPRI	EPRI120811	EPRI: LINK/MOFFETT: SPA TC 017577-30166 / Project ID (71859) - Guidel	22,800.00
Dec-11	930274	EPRI	EPRI121311	EPRI: MOFFETT/LINK: SPA TC 017618-30166 / PROJECT ID (71851) Life	25,650.00
Jan-12	930903	KFORCE INC	4321988	Market Research Contractor	1,889.35
Jan-12	930903	KFORCE INC	4312579	Market Research Contractor	2,218.41
Jan-12	930904	BAC Spreadsheet 25796744: A 99730	J108-0110-0112 Adjustment USD 01-JAN-12	CMRG Amortization	8,536.67
Jan-12	930904	BAC Spreadsheet 25796744: A 99730	J108-0110-0112 Adjustment USD 01-JAN-12	KCCS Amortization	19,207.51
Feb-12	930207	KENTUCKY STATE TREASURER	KENTUC021612	SARA TIER II-USER FEE 2011	1,290.00
Feb-12	930207	KENTUCKY STATE TREASURER	531211	WATER USE FEES	7,907.64
Feb-12	930203	BELLOMY RESEARCH INC	120141	Business Office Study	2,395.00
Feb-12	930203	BELLOMY RESEARCH INC	120139	Business Multi-Channel Study	3,622.00
Feb-12	930274	EPRI	EP00399175	EPRI: MOFFETT: 71858 Non-destructive methods for Detection of High Terr	5,700.00
Feb-12	930274	EPRI	EP00399191	EPRI: MOFFETT: 71847 National Biomass Supply Study - Invoice EP00399	6,096.15
Feb-12	930904	MTT Spreadsheet 25923801: A 26946	J108-0110-0212 Adjustment USD 01-FEB-12	CMRG Amortization	8,536.67
Feb-12	930904	MTT Spreadsheet 25923801: A 26946	J108-0110-0212 Adjustment USD 01-FEB-12	KCCS Amortization	19,207.51
Mar-12	930272	NLW Spreadsheet 26226011: A 26988	J061-0110-0312 Accrual USD 31-MAR-12	EEl Dues - Charges from PPL - Amortization	20,217.17
Mar-12	930274	NLW Spreadsheet 26226011: A 26988	J061-0110-0312 Accrual USD 31-MAR-12	EPRI-Amortization	133,777.89
Mar-12	930274	UNIVERSITY OF TEXAS AT AUSTIN, THE	4051211	UNIVERSITY OF TEXAS AT AUSTIN: LINK: Annual subscription to the Lum	14,250.00
Mar-12	930272	ADD Spreadsheet 26214871: A 26264	J705-0020-0312 Adjustment USD 31-MAR-12 APR-2012	Legal Accrual, Invoice 102030008	3,452.61
Mar-12	930272	ADD Spreadsheet 26214871: A 26264	J705-0020-0312 Adjustment USD 31-MAR-12 APR-2012	Legal Accrual, Invoice Accrual	3,200.00
Mar-12	930203	BELLOMY RESEARCH INC	120224	Business Office Study Invoice #1202-24	2,395.00
Mar-12	930903	BELLOMY RESEARCH INC	120302	Outside of Contract Service Portal Upgrade Invoice #1203-02	2,500.00
Mar-12	930274	EPRI	EP00399766	EPRI: MOFFETT/LINK: 63807 - CF Fleet-Wide Monitoring Interest Group - I	2,850.00
Mar-12	930203	BELLOMY RESEARCH INC	120222	BSC Multi-channel Study	6,122.00
Mar-12	930904	MTT Spreadsheet 26190042: A 26946	J108-0110-0312 Adjustment USD 01-MAR-12	CMRG Amortization	8,536.67
Mar-12	930904	MTT Spreadsheet 26190042: A 26946	J108-0110-0312 Adjustment USD 01-MAR-12	KCCS Amortization	19,207.51
Mar-12	930274	DAD Spreadsheet 26209523: A 10864	J701-0020-0312 Adjustment USD 01-MAR-12 APR-2012	Zolo Agreement. Contract #62043	10,678.00
Mar-12	930274	UNIVERSITY OF TEXAS AT AUSTIN, THE	27031212	MOFFETT/D. LINK: Annual subscription to the Luminant Carbon Manageme	14,250.00
Various	Various	Various	Various	Various under \$500	9,516.11
TOTAL MISCELLANEOUS					1,084,275.29
TOTAL					\$ 3,024,124.64

Kentucky Utilities		
Case No. 2012-00221		
Analysis of Account No. 426 - Other Income Deductions For the Test Year		
Line No.	Item (a)	Amount (b)
1.	Donations	1,202,679
2.	Expenditures for certain Civic, Political and Related Activities	1,118,144
3.	Other Deductions	
	Penalties	298,750
	Life Insurance	(1,973,240)
	Mark-to-Market Non-hedging Losses	(309,240)
	Other Miscellaneous Deductions	978,109
	Total	(1,005,621)
4.	Total	1,315,202

Note: Information presented above is on a total company basis. Since account 426 is not included in the ratemaking process a jurisdictional breakdown is not provided.

Kentucky Utilities Company
 FERC 426
 12 Months Ended March 31, 2012

GL Date	AP Vendor Name or JE Batch Name	AP Invoice Number or Journal Name	Invoice Line Description of JE Line Description	Amount
Apr-11	CITY OF BRODHEAD	CITYOF041411	PARK PROJECT	12,500.00
Apr-11	BLUEGRASS STATE GAMES	BLUEGR042611	SPONSOR FEE	12,000.00
Apr-11	LEXARTS	CD0225111	SPONSOR	7,500.00
Apr-11	THE ARBORETUM	THEARB040411	DONATION	5,000.00
Apr-11	WINTER CARE ENERGY FUND	WINTER041411	ENERGY FUND	2,962.22
Apr-11	MARION/CRITTENDEN COUNTY PARK BOARD	MARION041411	SPONSOR	2,500.00
Apr-11	KENTUCKY SAFETY & HEALTH NETWORK INC	KENTUC040411	KSHN 2011 SPONSORSHIP	2,500.00
Apr-11	KENTUCKY SAFETY & HEALTH NETWORK INC	KENTUC040411	KSHN 2011 SPONSORSHIP	2,500.00
Apr-11	WOMEN LEADING KY	WOMENL040611	CONFERENCE SPONSOR	2,000.00
Apr-11	AMERICAN COAL ASH ASSOCIATION	AMERIC022111	COD SLR	(1,182.00)
Apr-11	PAB Spreadsheet 23945143: A 26086	J061-0110-0411 Accrual USD 01-APR-11	UofL Infrastructure Research- Memb Fee	1,041.67
Apr-11	US BANK NATIONAL ASSOCIATION ND	28-APR-2011 13:04 SERV	UK CENTER FOR RESE #425896	1,000.00
Apr-11	JENNI CASPER MEMORIAL FUND	JENNIC041111	GOLFAPALOOZA SPONSOR	700.00
Apr-11	JUNIOR ACHIEVEMENT OF THE BLUEGRASS INC	JUNIOR042011	HALL OF FAME TABLE SPONSOR	650.00
Apr-11	DANIEL BOONE PIONEER FESTIVAL	DANIEL041911	SPONSOR 2011 FESTIVAL	500.00
Apr-11	LINCOLN TRAIL HOME BUILDERS ASSN	LINCOL040711	PARADE OF HOMES DONATION	500.00
Apr-11	ONE TIME VENDOR	DAPS	DONATION	500.00
Apr-11	ONE TIME VENDOR	SHEPHERDSVILLE BULLITT COUNTY	FIREWORKS EVENT SPONSOR	500.00
Apr-11	AMERICAN CANCER SOCIETY INC	AMERIC041511	SUPPORT	500.00
May-11	HENDERSON MUSIC PRESERVATION SOCIETY INC	HENDER050911	HANDY BLUES FESTIVAL	8,500.00
May-11	KENTUCKY CHAMBER FOUNDATION	46489	SCHOOL PRINCIPALS PILOT PROGRAM	8,000.00
May-11	TMSMDC	TMSMDC051711	PLATIUM SPONSOR	4,080.00
May-11	WINTER CARE ENERGY FUND	WINTER052311	APR 2011 CONTRIBUTION	3,361.29
May-11	APPALACHIAN COMMUNITY ACTION	APPALA042611	FAMILY EMERGENCY ASSISTANCE	3,000.00
May-11	ST MARYS HEALTH WAGON INC	STMARY042611	ANNUAL RAM EXPEDITION	3,000.00
May-11	KENTUCKY CHAMBER FOUNDATION	63886	GOLF INVITATIONAL	2,550.00
May-11	KENTUCKY SCIENCE AND ENGINEERING FAIR	KENTUC042711	SPONSOR SCIENCE FAIR	2,500.00
May-11	KENTUCKY CHAMBER FOUNDATION	63888	CHAMBER DAY 2012	1,250.00
May-11	PAB Spreadsheet 24160205: A 26086	J061-0110-0511 Accrual USD 01-MAY-11	UofL Infrastructure Research- Memb Fee	1,041.67
May-11	LYON COUNTY FISCAL COURT	LYONCO041911	PLATINUM DONOR	1,000.00
May-11	MASTERS MUSICIANS FESTIVAL	MASTER050911	FESTIVAL SPONSOR	1,000.00
May-11	JUVENILE DIABETES RESEARCH	JUVENI051911	GOLF SCRAMBLE SPONSOR	700.00
May-11	KENTUCKY CHAMBER FOUNDATION	63887	SUMMIT MEETING	650.00
May-11	LEADERSHIP LOUISVILLE CENTER	DSG04	SIGN A RAMA SPONSOR	530.00
May-11	CLINCH RIVER DAYS FESTIVAL	CLINCH052411	FESTIVAL SPONSOR	500.00
May-11	KOSAIR CHARITIES COMMITTE INC	004	MAGIC SHOW SPONSOR	500.00
Jun-11	GREATER LOUISVILLE INC	96155	CONTRIBUTION	6,000.00
Jun-11	GODS PANTRY FOOD BANK	1102102	CONTRIBUTION	5,000.00
Jun-11	FRIENDS OF MCCONNELL SPRINGS	FRIEND060811	SPONSOR	3,000.00
Jun-11	YMCA OF CENTRAL KENTUCKY	1	BLACK ACHIEVERS HONOR & AWARDS CEREMONY	3,000.00
Jun-11	WINTER CARE ENERGY FUND	WINTER060711	DONATION	2,942.69
Jun-11	THE TRIANGLE FOUNDATION	THETRI062711	CONTRIBUTION	2,500.00
Jun-11	ONE TIME VENDOR	LEXINGTON TREE FOUNDATION	CONTRIBUTION	2,500.00
Jun-11	THE TRIANGLE FOUNDATION	THETRI062711	CONTRIBUTION	2,500.00
Jun-11	US BANK NATIONAL ASSOCIATION ND	29-JUN-2011 08:06 SERV	FORREST KEELING NURSERY #426456	1,700.97
Jun-11	LEXINGTON SISTER CITIES COMMISSION	LEXING060811	MILLION DOLLAR HOLE-IN-ONE CONTEST	1,500.00
Jun-11	RCB Spreadsheet 24372225: A 26700	J061-0110-0611 Accrual USD 01-JUN-11	UofL Infrastructure Research- Memb Fee	1,041.67
Jun-11	POKE SALLET FESTIVAL	18	GOLD SPONSOR	1,000.00
Jun-11	UNIVERSITY OF KENTUCKY	UNIVER061611	RURAL JOURNALISM	500.00
Jun-11	HERRINGTON LITES	HERRIN062711	CONTRIBUTION	500.00

Kentucky Utilities Company
 FERC 426
 12 Months Ended March 31, 2012

GL Date	AP Vendor Name or JE Batch Name	AP Invoice Number or Journal Name	Invoice Line Description of JE Line Description	Amount
Jul-11	KY HIGH SCHOOL ATHLETIC ASSN	5683	TITLE SPONSOR	35,000.00
Jul-11	THE TRIANGLE FOUNDATION	THETRI072811	2011 CONTRIBUTION	30,000.00
Jul-11	DOWNTOWN LEXINGTON CORP	DOWNT0072811	ARENA, ART AND ENTERTAINMENT	25,000.00
Jul-11	KENTUCKY ASSOC FOR ECONOMIC DEVELOPMENT	22152	2011 KY MARKETING INITIATIVE	10,000.00
Jul-11	MEADE COUNTY FAIR INC	2468	COUNTY FAIR SPONSOR	5,000.00
Jul-11	US BANK NATIONAL ASSOCIATION ND	27-JUL-2011 10:07 SERV	PFG*PROFORMA #420525	3,545.70
Jul-11	THE NATURE CONSERVANCY	THENAT071311	PLANT FOR THE PLANET PROGRAM	3,500.00
Jul-11	RCB Spreadsheet 24557876; A 26700	J061-0110-0711 Accrual USD 31-JUL-11	UofL Infrastructure Research- Memb Fee	(3,125.01)
Jul-11	WINTER CARE ENERGY FUND	WINTER071411	JUNE CONTRIBUTION	2,538.44
Jul-11	COMMUNITY ARTS CENTER	AC100	2011 ARTS CART PROGRAM	1,000.00
Jul-11	CARNEGIE CENTER FOR LITERACY	CARNEG071111	BACK TO SCHOOL BASH	1,000.00
Jul-11	DOWNTOWN LEXINGTON CORP	DOWNT0063011	4TH OF JULY SPONSOR	1,000.00
Jul-11	COEBURN IMPROVEMENT ASSOCIATION	COEBUR070611	FESTIVAL SPONSOR	500.00
Jul-11	NORTHERN CAL RIPKEN BASEBALL LEAGUE	NORTHE070611	2011 SPONSOR	500.00
Jul-11	ONE TIME VENDOR	BUFFALO TRACE BALLON RACE	DONATION	500.00
Jul-11	ONE TIME VENDOR	LEXINGTON REFOREST THE BLUEGRASS	SPONSOR TOUR DES TREES	500.00
Aug-11	KENTUCKY BALLET THEATER	KENTUC080411	SPONSOR 2011-2012 SEASON	10,000.00
Aug-11	COMMUNITY ACTION COUNCIL	COMMUN081611	CONTRIBUTION	10,000.00
Aug-11	ONE TIME VENDOR	LIVING ARTS AND SCIENCE CENTER	CONTRIBUTION	7,200.00
Aug-11	BLACK CHURCH COALITION OF THE	BLACKC080311	OPERATION RELIEF	5,000.00
Aug-11	LEADERSHIP LOUISVILLE CENTER	DSG10	BINGHAM FELLOWS PROGRAM	4,725.00
Aug-11	UNITED WAY OF THE BLUEGRASS	UNITED081211	CONTRIBUTON	3,000.00
Aug-11	WINTER CARE ENERGY FUND	WINTER081211	CONTRIBUTION	2,526.34
Aug-11	LEADERSHIP CENTRAL KENTUCKY	58575	CONTRIBUTION	2,500.00
Aug-11	TRIMBLE COUNTY APPLE FESTIVAL	5556	FESTIVAL SPONSOR	2,500.00
Aug-11	LEADERSHIP LOUISVILLE CENTER	DSG09	BINGHAM FELLOWS PROGRAM	1,680.00
Aug-11	LEADERSHIP LOUISVILLE CENTER	DSG08	BINGHAM FELLOWS PROGRAM	1,273.62
Aug-11	CORE COMMITTEE INC	CORECO082611	CONTRIBUTION	1,250.00
Aug-11	LEADERSHIP KENTUCKY FOUNDATION INC	LEADER081011	CONTRIBUTION	1,250.00
Aug-11	CENTRAL CITY MUSIC FESTIVAL	CENTRA081211	CONTRIBUTION	1,000.00
Aug-11	DOWNTOWN LEXINGTON CORP	DOWNT0080811	SPONSOR	1,000.00
Aug-11	NORTHWEST KENTUCKY FORWARD	986	PLEDGE PAYMENT-ED PARTNERSHIP	1,000.00
Aug-11	TSMDC	TSMDC080811	GOLD SPONSOR	900.00
Aug-11	SUSAN G KOMAN	JM2011PTG	2011 PINK TIE GALA	750.00
Aug-11	CYSTIC FIBROSIS FNDTN	CYSTIC081111	CONTRIBUTION	600.00
Aug-11	US BANK NATIONAL ASSOCIATION ND	29-AUG-2011 06:08 KUTL	MORRIS ADVERTISING SPECIA #340053	554.45
Aug-11	CENTER FOR WOMEN CHILDREN AND FAMILIES	546	2011 A NIGHT FOR THE NEST SPONSOR	500.00
Aug-11	ONE TIME VENDOR	LEE COUNTY MEDICAL GROUP	SCHOLARSHIP FUND	500.00
Sep-11	LEXINGTON STRIDES AHEAD FOUNDATION	LEXING082911	CONTRIBUTION	45,000.00
Sep-11	SALVATION ARMY	SALVAT083011	NULL	20,000.00
Sep-11	COMMERCE LEXINGTON	65682	CONTRIBUTION	7,500.00
Sep-11	BLUEGRASS TOMORROW INC	BLUEGR092711	CONTRIBUTION	5,000.00
Sep-11	WINTER CARE ENERGY FUND	WINTER090911	CONTRIBUTION	2,651.98
Sep-11	HORSE CAVE HERITAGE FESTIVAL	HORSEC092911	CONTRIBUTION	2,500.00
Sep-11	JOURNAL COMMUNICATIONS INC	JOURNA083011	CONTRIBUTION	1,305.00
Sep-11	CUMBERLAND MOUNTAIN FALL FESTIVAL	CUMBER092911	CONTRIBUTION	1,000.00
Sep-11	COMMERCE LEXINGTON	65730	CONTRIBUTION	1,000.00
Sep-11	THE NEWS ENTERPRISE	THENEW092911	CONTRIBUTION	891.00
Sep-11	WISE CO VA CHAMBER OF COMMERCE	WISECO091911	RETURN CK TO DERONDA BROWN NORTON OFFICE	540.00
Sep-11	CHAMBER OF COMMERCE ANDERSON CO	ANDERS083011	CONTRIBUTION	500.00

Kentucky Utilities Company
 FERC 426
 12 Months Ended March 31, 2012

GL Date	AP Vendor Name or JE Batch Name	AP Invoice Number or Journal Name	Invoice Line Description of JE Line Description	Amount
Sep-11	CASA	090911	CONTRIBUTION	500.00
Oct-11	DOWNTOWN LEXINGTON CORP	DOWNT0100711	2011 HOLIDAY SEASON SPONSOR	15,000.00
Oct-11	BLUE GRASS COMMUNITY FOUNDATION	BLUEGR100711	PLANT FOR THE PLANET PROGRAM	5,000.00
Oct-11	WINTER CARE ENERGY FUND	WINTER101911	SEPT	3,169.02
Oct-11	COMMERCE LEXINGTON	COMMER102011A	GOLF CLASSIC	2,500.00
Oct-11	TSMDC	TSMDC102611	AGAVE AWARDS/ANNUAL MEETING	2,250.00
Oct-11	COMMERCE LEXINGTON	COMMER102011	PUBLIC POLICY LUNCHEON	1,500.00
Oct-11	COMMUNITY ACTION COUNCIL	COMMUN102411	WINTER BLITZ MATERIALS	1,277.34
Oct-11	REACH INC	20113009	GENERAL OPERATING FUNDING	1,100.00
Oct-11	BETHANY HOUSE ABUSE SHELTER INC	BETHAN101811	PURCHASE CRIBS FOR SHELTER	1,000.00
Oct-11	ONE TIME VENDOR	NORTON POLICE DEPARTMENT	DONATION	689.00
Oct-11	HICKMAN COUNTY-CIVIL WAR DAYS	HICKMA100611	FESTIVAL SPONSOR	500.00
Nov-11	THE ARBORETUM	1782	CONTRIBUTION	20,000.00
Nov-11	COMMUNITY ACTION KENTUCKY	1	CONTRIBUTION	15,726.00
Nov-11	KENTUCKY ASSOC OF MANUFACTURERS	KENTUC110111	PRESENTING SPONSOR CONF 2012	10,000.00
Nov-11	DOLLAR ENERGY FUND INC	323	ODP WINTERSHARE DONATION	10,000.00
Nov-11	WINTER CARE ENERGY FUND	WINTER112911	OCT 2011 CONTRIBUTION	3,959.38
Nov-11	CITY OF WINCHESTER	CITYOF112911	PLANT FOR THE PLANET PROGRAM	2,500.00
Nov-11	HENRY CLAY MEMORIAL FOUNDATION	HENRYC111411	CONTRIBUTION	1,500.00
Nov-11	YMCA OF GREATER LOUISVILLE	YMCAOF111511	NULL	1,500.00
Nov-11	DOLLAR ENERGY FUND INC	322	ODP WINTER SHARE DONATION	1,268.00
Nov-11	LEADERSHIP KENTUCKY FOUNDATION INC	LEADER110111	KY CLASS DINNER / PARTY	1,000.00
Nov-11	KENTUCKY STATE TREASURER	20110001	CONTRIBUTION	1,000.00
Nov-11	FRATERNAL ORDER OF POLICE	FRANTE111811	SHOP W/A COP PROGRAM	600.00
Nov-11	ONE TIME VENDOR	AGENCY ENTERTAINMENT INC	SPONSORSHIP	500.00
Nov-11	ONE TIME VENDOR	GREEN CO HIGH SCHOOL 2011	ACADEMIC TEAM DONATION	500.00
Nov-11	ONE TIME VENDOR	GREEN CO HIGH SCHOOL A	CONTRIBUTION	500.00
Nov-11	ONE TIME VENDOR	JOHN SAYLOR ARBORIST	JOHN SAYLOR ARBORIST 204 WOODSPOINTE WAY WILMORE KY 40390	500.00
Nov-11	ONE TIME VENDOR	LEITCHFIELD GRAYSON CO IND DEV COUNCIL	NULL	500.00
Nov-11	LIVERMORE LIONS CLUB	LIVERM110311	CHRISTMAS FOR KIDS	500.00
Nov-11	ARBOR DAY FOUNDATION	ARBORD110811	DONATION-FORESTRY CONFERENCE	500.00
Dec-11	RAD-JHB Spreadsheet 25467415: A 10277	J551-0110-1211 Adjustment USD 01-DEC-11	Home Enegy Assist	125,000.00
Dec-11	WINTER CARE ENERGY FUND	WINTER121411	NOVEMBER CONTRIBUTION	61,087.42
Dec-11	URBAN LEAGUE OF LEX FAYETTE COUNTY	URBANL121411	2011 HOUSING INITIATIVE	30,000.00
Dec-11	ANDERSON COUNTY LITTLE LEAGUE INC	ANDERS121911	LIGHTNING PROJECT SPONSOR	7,500.00
Dec-11	WINTER CARE ENERGY FUND	WINTER121411	NOVEMBER CONTRIBUTION	3,973.61
Dec-11	GIRL SCOUTS OF KENTUCKIANA	SPONSORSHIP	DROPZONE SPONSOR	3,000.00
Dec-11	WISE COUNTY INDUSTRIAL DEVELOPMENT AUTHO	201101	LEGISLATIVE RECEPTION CONTRIBUTION	2,000.00
Dec-11	US BANK NATIONAL ASSOCIATION ND	28-DEC-2011 06:12 SERV	MILLER TRANSPORTATION #420525	1,040.00
Dec-11	KENTUCKY STATE BBQ FESTIVAL LLC	KENTUC121311	SPONSOR FESTIVAL	1,000.00
Dec-11	AMERICAN RED CROSS	AMERIC121311 2011	2012 HEROES CAMPAIGN	500.00
Dec-11	EAST JESSAMINE HIGH SCHOOL	EASTJE121311	PHOTOGRAPHY CLUB	500.00
Dec-11	ONE TIME VENDOR	WILDERNESS TRACE FAMILY YMCA	2011 GIVING CAMPAIGN	500.00
Dec-11	TRI CITY EMPTY STOCKING FUND	TRICIT121311	GIFTS FOR CHILDREN	500.00
Dec-11	UTILITY ECONOMIC DEVELOPMENT ASSOCIATION	22810	WINTER FORUM 2012	500.00
Dec-11	UTILITY ECONOMIC DEVELOPMENT ASSOCIATION	22811	SUMMER FORUM 2012	500.00
Jan-12	RAD-JHB Spreadsheet 25702235: A 10277	J551-0110-0112 Adjustment USD 01-JAN-12	Home Enegy Assist	125,000.00
Jan-12	COMMERCE LEXINGTON	67913	ANNUAL DINNER 2012	7,500.00
Jan-12	KENTUCKY ASSOC FOR ECONOMIC DEVELOPMENT	22642	CORP DIAMOND SPONSOR	7,500.00
Jan-12	AFRICAN AMERICAN FORUM INC	814	ANNUAL BALL SPONSOR	7,500.00

Kentucky Utilities Company
 FERC 426
 12 Months Ended March 31, 2012

GL Date	AP Vendor Name or JE Batch Name	AP Invoice Number or Journal Name	Invoice Line Description of JE Line Description	Amount
Jan-12	THE LYRICS THEATRE	LGESPONSORSHIP	DUKE ELLINGTON JAZZ ED WORKSHOP	5,000.00
Jan-12	AMERICAN RED CROSS	AMERIC011112	WRAPPED IN RED GALA	2,500.00
Jan-12	POWER OF ONE	POWER011112	CAMPAIGN	1,160.00
Jan-12	SUNRISE CHILDRENS SERVICES	SUNRIS012412	GENERAL OPERATING FUNDING	1,000.00
Jan-12	COMMERCE LEXINGTON	67295	LEX YOUTH PROGRAM 2012-2013	1,000.00
Jan-12	KENTUCKY STATE TREASURER	KENTUC011312	2012 WEATHER WORKSHOP	1,000.00
Jan-12	BOY SCOUTS OF AMERICA	BOYSCO010512	SPONSOR SPORTING CLAY CLASSIC	750.00
Jan-12	BLUEGRASS TOMORROW INC	BLUEGR011812	ANNUAL BREAKFAST SPONSOR	500.00
Jan-12	SCOTT COUNTY HIGH SCHOOL	SCOTTC011912	17TH ANNUAL TOYOTA CLASSIC	500.00
Feb-12	RAD-JHB Spreadsheet 25943809: A 10277	J551-0110-0212 Adjustment USD 01-FEB-12	Home Enegy Assist	121,271.00
Feb-12	COMMUNITY ACTION KENTUCKY	2	LIHEAP PROGRAM	19,385.00
Feb-12	CAMPBELLSVILLE UNIVERSITY	CAMPBE020712	ENVIRONMENTAL ED TEACHER ACADEMY	10,000.00
Feb-12	KENTUCKY CHAMBER FOUNDATION	51532	LEADERSHIP INSTITUTE	9,000.00
Feb-12	WINTER CARE ENERGY FUND	WINTER020112	DECEMBER 2011	6,421.98
Feb-12	CAMPBELLSVILLE UNIVERSITY	CAMPBE020812	PLANT FOR THE PLANET PROGRAM	5,000.00
Feb-12	DANVILLE BOYLE COUNTY PARKS	DANVIL020812	PLANT FOR THE PLANET PROGRAM	5,000.00
Feb-12	JUNIOR ACHIEVEMENT OF THE BLUEGRASS INC	JUNIOR020712	7TH GRADE FINANCIAL LITERACY SPONSOR	5,000.00
Feb-12	MT STERLING/MONTGOMERY COUNTY	MTSTER022012	PLANT FOR THE PLANET PROGRAM	5,000.00
Feb-12	BLUEGRASS DOMESTIC VIOLENCE PROGRAM	BLUEGR020812	PLANT FOR THE PLANET PROGRAM	4,040.00
Feb-12	WINTER CARE ENERGY FUND	WINTER022012	JANUARY 2012 CONTRIBUTION	2,545.58
Feb-12	PRICHARD COMMITTEE FOR ACADEMIC EXCELLEN	555	GENERAL OPERATING GRANT	2,500.00
Feb-12	WOMEN LEADING KY	WOMENL022012	LEADERSHIP CONFERENCE SPONSOR	2,000.00
Feb-12	REACH INC	201213	GENERAL OPERATING FUNDING	1,100.00
Feb-12	BLUE GRASS COMMUNITY FOUNDATION	BLUEGR022812	SILVER SPONSOR	1,000.00
Feb-12	SOUTHEASTERN LITTLE LEAGUE INC	SOUTHE013112	2012 BALL SEASON	1,000.00
Feb-12	THE CHILDRENS HOSPITAL FOUNDATION	THECHI013112	SPONSOR	1,000.00
Feb-12	UNIVERSITY OF KENTUCKY	UNIVER021512	SPONSOR DANCEBLUE MARATHON	1,000.00
Feb-12	KENTUCKY DOMESTIC VIOLENCE ASSOC	KENTUC020812	EMPOWERMENT PROJECT	1,000.00
Feb-12	EDISON ELECTRIC INSTITUTE	EDISON022212	BRONZE SPONSOR	900.00
Feb-12	AMERICAN RED CROSS	AMERIC013112	RUN FOR THE RED SPONSOR	500.00
Feb-12	CHRISTIAN SHELTER FOR THE HOMELESS	CHRIST013112	SUPPORT	500.00
Feb-12	LONDON LAUREL COUNTY	5953	CHAMBER ANNUAL BANQUET SPONSOR	500.00
Feb-12	AMERICAN RED CROSS	AMERIC021512	SPONSOR-HEROES CAMPAIGN	500.00
Feb-12	ONE TIME VENDOR	WILD TURKEY SHOOT LACROSSE CLUB	SPONSOR	500.00
Mar-12	DAD Spreadsheet 26209459: A 10864	J701-0110-0312 Adjustment USD 01-MAR-12 APR-2012	Herrington Lake Conservation League	25,000.00
Mar-12	HENDERSON MUSIC PRESERVATION SOCIETY INC	HENDER032112	BLUES & BARBECUE FESTIVAL	8,500.00
Mar-12	MOUNTAIN EMPIRE OLDER CITIZENS INC	MOUNTA031712	EMERGENCY FUEL FUND	5,000.00
Mar-12	CASA	032212	VOLUNTEER APPRECIATION DINNER	4,800.00
Mar-12	KENTUCKY SAFETY & HEALTH NETWORK INC	KENTUC030912	GOVERNOR'S SAFETY HEALTH CONFERENCE	2,500.00
Mar-12	TRIMBLE COUNTY APPLE FESTIVAL	TRIMBL032112	APPLE FESTIVAL	2,500.00
Mar-12	EASTERN KENTUCKY UNIVERSITY	002	DONATION ECONOMIC DEVELOPMENT	2,500.00
Mar-12	KENTUCKY SAFETY & HEALTH NETWORK INC	KENTUC030912	GOVERNOR'S SAFETY HEALTH CONFERENCE	2,500.00
Mar-12	WINTER CARE ENERGY FUND	WINTER030912	FEBRUARY CONTRIBUTION	2,294.84
Mar-12	US BANK NATIONAL ASSOCIATION ND	28-MAR-2012 09:03 LUTL	AIA UNLIMITED #392269	1,243.33
Mar-12	ALPHA BETA LAMBDA CHAPTER	ALPHAB031212	SPONSOR BREAKFAST	1,000.00
Mar-12	SOUTH LEXINGTON YOUTH BASEBALL	SOUTHL031312	SPONSOR-BANNER ON FIELD	1,000.00
Mar-12	YMCA OF GREATER LOUISVILLE	792702	2012 ANNUAL GIVING CAMPAIGN	1,000.00
Mar-12	OHIO RIVER VALLEY WOMENS	022820121	CATCH THE WAVE SPONSOR	675.00
Mar-12	CITIZEN POLICE ACADEMY ALUMNI ASSOCIATION	CITIZE030712	POLICE AWARDS BANQUET	500.00
Mar-12	CITY OF FRANKFORT	CITYOF031212	REFOREST FRANKFORT SPONSOR	500.00

Kentucky Utilities Company
 FERC 426
 12 Months Ended March 31, 2012

GL Date	AP Vendor Name or JE Batch Name	AP Invoice Number or Journal Name	Invoice Line Description of JE Line Description	Amount
Mar-12	ONE TIME VENDOR	DAWSON AREA PERSONAL SERVICES	DONATION	500.00
Various	Various	Various	Various - Under \$500	34,376.17
Total Donations				1,202,679.37
Apr-11	C2 GROUP LLC	20115378	MONTHLY FEE	4,500.00
Apr-11	CURLESS FAMILY PARTNERSHIP	2011U62Q	2ND QTR 2011	738.00
Apr-11	HUNTON AND WILLIAMS LLP	102011556	GOVERNMENT RELATIONS	2,050.00
Apr-11	CAA Spreadsheet 23939459: A 10965	J040-0020-0411 Other USD 30-APR-11	EEl Lobbying - Charges from PPL	6,207.34
Apr-11	Reverses "J705-0020-0311 Adjustment USD 31-MAR-11 A1	Reverses "J705-0020-0311 Adjustment USD 31-MAR-11 APR-2	(Lease Accrual	(738.00)
Apr-11	THE LANSBURGH	THELAN042811	MONTHLY LEASE FEE	1,741.00
May-11	BEER, MICHAEL	243473	Miscellaneous	988.00
May-11	BEER, MICHAEL	243473	Airfare	518.65
May-11	C2 GROUP LLC	20115430	MONTHLY FEES	4,500.00
May-11	HUNTON AND WILLIAMS LLP	102013021	GOVERNMENT RELATIONS	2,050.00
May-11	CAA Spreadsheet 24175529: A 10965	J040-0020-0511 Other USD 31-MAY-11	EEl Lobbying - Charges from PPL	6,207.34
May-11	THE LANSBURGH	THELAN051711	MONTHLY LEASE FEE	1,741.00
May-11	THE ROTUNDA GROUP LLC	1675	GOVERNMENT RELATIONS	1,708.06
May-11	THE ROTUNDA GROUP LLC	1692	GOVERNMENT RELATIONS	1,708.06
May-11	UTILITIES STATE GOVERNMENT ORG	UTILIT052311A	CONFERENCE FEE-G SIEMENS D FREIBERT	557.60
Jun-11	HUNTON AND WILLIAMS LLP	102015286	NULL	2,050.00
Jun-11	CAA Spreadsheet 24380996: A 10965	J040-0020-0611 Other USD 30-JUN-11	EEl Lobbying - Charges from PPL	6,207.34
Jun-11	THE LANSBURGH	THELAN061511	MONTHLY LEASE FEE	1,741.00
Jun-11	THE ROTUNDA GROUP LLC	1708	GOVERNMENT RELATIONS	1,708.06
Jul-11	C2 GROUP LLC	20115481	JUNE MONTHLY FEES	4,500.00
Jul-11	C2 GROUP LLC	20115544	JULY MONTHLY FEES	4,500.00
Jul-11	CURLESS FAMILY PARTNERSHIP	2011U63Q	3RD QTR RENT	738.00
Jul-11	DEMOCRATIC ATTORNEYS GENERAL ASSOCIATION	DAGA072511	MEMBERSHIP DUES	2,050.00
Jul-11	CAA Spreadsheet 24565144: A 10965	J040-0020-0711 Other USD 31-JUL-11	EEl Lobbying - Charges from PPL	6,207.34
Jul-11	LIVEWIRE COMPLIANCE LLC	11004	SUBSCRIPTION RENEWAL	1,473.00
Jul-11	THE LANSBURGH	THELAN071511	MONTHLY LEASE FEE	1,741.00
Jul-11	THE ROTUNDA GROUP LLC	1724	GOVERNMENT RELATIONS	1,708.06
Jul-11	WATERWAYS COUNCIL INC	51888	2011 MEMBER DUES	3,063.19
Aug-11	BEER, MICHAEL	247370	Entertainment - Company Event	653.59
Aug-11	C2 GROUP LLC	20115595	NULL	4,500.00
Aug-11	HUNTON AND WILLIAMS LLP	102016844	PROFESSIONAL SERVICES	2,100.00
Aug-11	HUNTON AND WILLIAMS LLP	102017947		2,100.00
Aug-11	CAA Spreadsheet 24792979: A 10965	J040-0020-0811 Other USD 31-AUG-11	EEl Lobbying - Charges from PPL	6,207.34
Aug-11	THE LANSBURGH	THELAN082911	MONTHLY LEASE FEE	1,863.00
Aug-11	THE LANSBURGH	THELAN081511	MONTHLY LEASE FEE	1,741.00
Aug-11	THE ROTUNDA GROUP LLC	1740	GOVERNMENT RELATIONS	1,749.72
Sep-11	ACCCE ANNUAL ASSESSMENT	2011MEMBERDUES	INV #10168	51,481.80
Sep-11	C2 GROUP LLC	20115644	NULL	5,800.00
Sep-11	CAA Spreadsheet 24988976: A 10965	J040-0020-0911 Other USD 30-SEP-11	EEl Lobbying - Charges from PPL	6,207.34
Sep-11	THE ROTUNDA GROUP LLC	1759		1,749.72
Oct-11	C2 GROUP LLC	20115703	MONTHLY FEE	5,800.00
Oct-11	CURLESS FAMILY PARTNERSHIP	2011U64THQ	4TH QTR RENT	756.00
Oct-11	HUNTON AND WILLIAMS LLP	102019995	GOVERNMENT RELATIONS	2,102.48
Oct-11	CAA Spreadsheet 25180222: A 10965	J040-0020-1011 Other USD 31-OCT-11	EEl Lobbying - Charges from PPL	6,207.34
Oct-11	THE LANSBURGH	THELAN101511	MONTHLY LEASE FEE	1,863.00
Oct-11	THE LANSBURGH	THELAN091511	MONTHLY LEASE FEE	1,741.00

Kentucky Utilities Company
 FERC 426
 12 Months Ended March 31, 2012

GL Date	AP Vendor Name or JE Batch Name	AP Invoice Number or Journal Name	Invoice Line Description of JE Line Description	Amount
Oct-11	THE ROTUNDA GROUP LLC	1777	GOVERNMENT RELATIONS	1,749.72
Nov-11	C2 GROUP LLC	20115753	FEES	5,800.00
Nov-11	HUNTON AND WILLIAMS LLP	102022417	GOVERNMENT RELATIONS	2,100.00
Nov-11	HUNTON AND WILLIAMS LLP	102022792		2,100.00
Nov-11	HUNTON AND WILLIAMS LLP	102022793		2,100.00
Nov-11	HUNTON AND WILLIAMS LLP	102022794		2,100.00
Nov-11	CAA Spreadsheet 25403761: A 10965	J040-0020-1111 Other USD 30-NOV-11	EI Lobbying - Charges from PPL	6,207.34
Nov-11	KENTUCKY LEGISLATIVE SERVICES LLC	512	SUBSCRIPTION	874.44
Nov-11	THE LANSBURGH	THELAN111511	MONTHLY LEASE FEE	1,863.00
Nov-11	THE ROTUNDA GROUP LLC	1798	GOVERNMENT RELATIONS	1,749.72
Nov-11	US BANK NATIONAL ASSOCIATION ND	28-NOV-2011 11:11 SERV	NATIONAL JOURNAL GROUP #426290	909.30
Dec-11	C2 GROUP LLC	20115801	MONTHLY FEES	5,800.00
Dec-11	CURLESS FAMILY PARTNERSHIP	2012U61Q	RENT	756.00
Dec-11	CAA Spreadsheet 25603090: A 10965	J040-0020-1211 Other USD 31-DEC-11	EI Lobbying - Charges from PPL	6,207.34
Dec-11	THE LANSBURGH	THELAN121511	MONTHLY LEASE FEE	1,863.00
Dec-11	THE ROTUNDA GROUP LLC	1819	GOVERNMENT RELATIONS	3,499.44
Jan-12	CAC Spreadsheet 25831217: A 26991	J040-0020-0112 Other USD 31-JAN-12	EI Lobbying - Charges from PPL	7,412.39
Jan-12	COAL UTILIZATION RESEARCH COUNCIL	COALUT011212	SERVICE SUBSCRIPTION-PO EXCEPTION	4,638.00
Feb-12	ACCCE ANNUAL ASSESSMENT	2012MEMBERDUES	MEMBER DUES 2012	16,315.50
Feb-12	HUNTON AND WILLIAMS LLP	102027827	GOVERNMENT RELATIONS	2,100.00
Feb-12	NLW Spreadsheet 26019795: A 26988	J061-0110-0212 Accrual USD 29-FEB-12	EI Lobbying - Charges from PPL - Amortization	7,412.39
Feb-12	THE ROTUNDA GROUP LLC	1842	GOVERNMENT RELATIONS	1,749.72
Feb-12	US BANK NATIONAL ASSOCIATION ND	29-FEB-2012 06:02 SERV	VZWRLSS*APOCC VISN #579304	534.49
Mar-12	C2 GROUP LLC	20125945	FEES	5,800.00
Mar-12	C2 GROUP LLC	20125999	FEE FOR MARCH	5,800.00
Mar-12	C2 GROUP LLC	20126034	FEE FOR FEBRUARY	5,800.00
Mar-12	HUNTON AND WILLIAMS LLP	102029254	GOVERNMENT RELATIONS	2,100.00
Mar-12	NLW Spreadsheet 26226011: A 26988	J061-0110-0312 Accrual USD 31-MAR-12	EI Lobbying - Charges from PPL - Amortization	7,412.39
Mar-12	SLC Spreadsheet 26216641: A 26761	J243-0100-0312 Adjustment USD 01-MAR-12 APR-2012	ACCCE ANNUAL ASSESSMENT 2011MEMBERDUES Reclass	(38,611.35)
Mar-12	SLC Spreadsheet 26216641: A 26761	J243-0100-0312 Adjustment USD 01-MAR-12 APR-2012	KENTUCKY CHAMBER OF CO #421150 Reclass for Lobbying	3,801.60
Mar-12	THE LANSBURGH	THELAN022012	COD MB	1,863.00
Mar-12	THE LANSBURGH	THELAN032112	LEASE - M BEER	1,863.00
Mar-12	THE ROTUNDA GROUP LLC	1873	GOVERNMENT RELATIONS	1,749.72
Mar-12	US BANK NATIONAL ASSOCIATION ND	28-MAR-2012 07:03 SERV	KFC YUM CENTER CATER #426167	751.44
Apr-11	Labor and Burdens	Labor and Burdens	Labor and Burdens	53,639.74
May-11	Labor and Burdens	Labor and Burdens	Labor and Burdens	53,802.79
Jun-11	Labor and Burdens	Labor and Burdens	Labor and Burdens	65,090.65
Jul-11	Labor and Burdens	Labor and Burdens	Labor and Burdens	54,269.39
Aug-11	Labor and Burdens	Labor and Burdens	Labor and Burdens	77,320.71
Sep-11	Labor and Burdens	Labor and Burdens	Labor and Burdens	79,680.80
Oct-11	Labor and Burdens	Labor and Burdens	Labor and Burdens	72,358.20
Nov-11	Labor and Burdens	Labor and Burdens	Labor and Burdens	77,202.97
Dec-11	Labor and Burdens	Labor and Burdens	Labor and Burdens	51,569.16
Jan-12	Labor and Burdens	Labor and Burdens	Labor and Burdens	78,340.84
Feb-12	Labor and Burdens	Labor and Burdens	Labor and Burdens	73,120.11
Mar-12	Labor and Burdens	Labor and Burdens	Labor and Burdens	70,131.64
Various	Various	Various	Various - Under \$500	50,658.25
Total Civic/Political				1,118,144.21

Kentucky Utilities Company
FERC 426
12 Months Ended March 31, 2012

<u>GL Date</u>	<u>AP Vendor Name or JE Batch Name</u>	<u>AP Invoice Number or Journal Name</u>	<u>Invoice Line Description of JE Line Description</u>	<u>Amount</u>
Dec-11	JLS Spreadsheet 25618963: A 10896	J052-0110-1211 Other USD 01-DEC-11	GHENT NOV SETTLEMENT	250,000.00
Mar-12	JLS Spreadsheet 26218177: A 10896	J052-0110-0312 Other USD 31-MAR-12	SERC Penalty Accrual	48,750.00
Total Penalties				298,750.00
Apr-11	DRB Spreadsheet 23920608: A 26211	J057-0110-0411 Adjustment USD 01-APR-11	Life Insurance	(217,935.71)
Apr-11	DRB Spreadsheet 23920608: A 26211	J057-0110-0411 Adjustment USD 01-APR-11	Life Insurance	52,996.60
May-11	DRB Spreadsheet 24134757: A 26211	J057-0110-0511 Adjustment USD 01-MAY-11	Life Insurance	(217,935.71)
May-11	DRB Spreadsheet 24134757: A 26211	J057-0110-0511 Adjustment USD 01-MAY-11	Life Insurance	52,996.60
Jun-11	DRB Spreadsheet 24338179: A 26211	J057-0110-0611 Adjustment USD 01-JUN-11	Life Insurance	(217,935.71)
Jun-11	DRB Spreadsheet 24338179: A 26211	J057-0110-0611 Adjustment USD 01-JUN-11	Life Insurance	52,996.60
Jul-11	DRB Spreadsheet 24532643: A 26211	J057-0110-0711 Adjustment USD 01-JUL-11	Life Insurance	(217,935.71)
Jul-11	DRB Spreadsheet 24532643: A 26211	J057-0110-0711 Adjustment USD 01-JUL-11	Life Insurance	52,996.60
Aug-11	DRB Spreadsheet 24754458: A 26211	J057-0110-0811 Adjustment USD 01-AUG-11	Life Insurance	(217,935.71)
Aug-11	DRB Spreadsheet 24754458: A 26211	J057-0110-0811 Adjustment USD 01-AUG-11	Life Insurance	52,996.60
Sep-11	DRB Spreadsheet 24906616: A 26211	J057-0110-0911 Adjustment USD 01-SEP-11	Life Insurance	(217,935.71)
Sep-11	DRB Spreadsheet 24906616: A 26211	J057-0110-0911 Adjustment USD 01-SEP-11	Life Insurance	52,996.60
Oct-11	DRB Spreadsheet 25167799: A 26211	J057-0110-1011 Adjustment USD 01-OCT-11	Life Insurance	(217,935.71)
Oct-11	DRB Spreadsheet 25167799: A 26211	J057-0110-1011 Adjustment USD 01-OCT-11	Life Insurance	52,996.60
Nov-11	DRB Spreadsheet 25356155: A 26211	J057-0110-1111 Adjustment USD 01-NOV-11	Life Insurance	(217,935.71)
Nov-11	DRB Spreadsheet 25356155: A 26211	J057-0110-1111 Adjustment USD 01-NOV-11	Life Insurance	52,996.60
Dec-11	DRB Spreadsheet 25522442: A 26211	J057-0110-1211 Adjustment USD 01-DEC-11	Life Insurance	(217,935.76)
Dec-11	DRB Spreadsheet 25522442: A 26211	J057-0110-1211 Adjustment USD 01-DEC-11	Life Insurance	52,996.60
Jan-12	DRB Spreadsheet 25763059: A 26211	J057-0110-0112 Adjustment USD 01-JAN-12	Life Insurance	(215,835.80)
Jan-12	DRB Spreadsheet 25763059: A 26211	J057-0110-0112 Adjustment USD 01-JAN-12	Life Insurance	52,906.55
Feb-12	DRB Spreadsheet 25986360: A 26211	J057-0110-0212 Adjustment USD 01-FEB-12	Life Insurance	(215,835.80)
Feb-12	DRB Spreadsheet 25986360: A 26211	J057-0110-0212 Adjustment USD 01-FEB-12	Life Insurance	52,906.55
Mar-12	DRB Spreadsheet 26159206: A 26211	J057-0110-0312 Adjustment USD 01-MAR-12	Life Insurance	(215,835.80)
Mar-12	DRB Spreadsheet 26159206: A 26211	J057-0110-0312 Adjustment USD 01-MAR-12	Life Insurance	52,906.54
Total Life Insurance				(1,973,239.80)
Apr-11	SHW Spreadsheet 23944932: A 26186	J027-0110-0411 Adjustment USD 30-APR-11	MTM Losses - NonHedging	223,997.33
May-11	SHW Spreadsheet 24150654: A 26186	J027-0110-0511 Adjustment USD 31-MAY-11	MTM Losses - NonHedging	33,032.42
Jun-11	SHW Spreadsheet 24348158: A 26186	J027-0110-0611 Adjustment USD 30-JUN-11	MTM Losses - NonHedging	(172,742.64)
Jul-11	SHW Spreadsheet 24557763: A 26186	J027-0110-0711 Adjustment USD 31-JUL-11	MTM Losses - NonHedging	(81,662.97)
Aug-11	SHW Spreadsheet 24772414: A 26186	J027-0110-0811 Adjustment USD 31-AUG-11	MTM Losses - NonHedging	(28,939.12)
Sep-11	SHW Spreadsheet 24980349: A 26186	J027-0110-0911 Adjustment USD 30-SEP-11	MTM Losses - NonHedging	(80,321.98)
Oct-11	SHW Spreadsheet 25174500: A 26186	J027-0110-1011 Adjustment USD 31-OCT-11	MTM Losses - NonHedging	(47,922.00)
Nov-11	SHW Spreadsheet 25384492: A 26186	J027-0110-1111 Adjustment USD 30-NOV-11	MTM Losses - NonHedging	(154,682.45)
Total Mark-to-Market Non-hedging Losses				(309,241.41)
Apr-11	Reverses "J527-0110-0311 Reclass USD 01-MAR-11 APR-2011"	Reverses "J527-0110-0311 Reclass USD 01-MAR-11 APR-2011"	Suspense 11 Journal Import	(30,394.53)
Apr-11	RAD-BAB Spreadsheet 23945919: A 10387	J552-0110-0411 Reclass USD 01-APR-11	Suspense 11 Journal Import	16,381.04
Apr-11	NEI GLOBAL RELOCATION COMPANY	236762	MOVING EXPENSES FOR DAVID SMITH	9,399.72
Apr-11	NEI GLOBAL RELOCATION COMPANY	235637	MOVING EXPENSES FOR DAVID SMITH	8,588.84
Apr-11	US BANK NATIONAL ASSOCIATION ND	28-APR-2011 13:04 SERV	THE THARPE COMPAN01 OF 01 #681290	6,227.87
Apr-11	US BANK NATIONAL ASSOCIATION ND	28-APR-2011 12:04 KUTL	REPUBLIC SERVICES TRASH #335285	2,610.07
Apr-11	Reverses "J705-0020-0311 Adjustment USD 31-MAR-11 APR-2011"	Reverses "J705-0020-0311 Adjustment USD 31-MAR-11 APR-2011"	Legal Accrual, Invoice #272085	(2,473.75)
Apr-11	KELLER AND HECKMAN LLP	272085	PROFESSIONAL SERVICES	2,473.75
Apr-11	NEI GLOBAL RELOCATION COMPANY	232943	NEI GLOBAL RELOCATION: RAY: Bryan Baker relocation from Green River to Lou	2,203.45
Apr-11	SAUNDERS, EILEEN	243230	Employee Recognition	2,078.43

Kentucky Utilities Company
 FERC 426
 12 Months Ended March 31, 2012

GL Date	AP Vendor Name or JE Batch Name	AP Invoice Number or Journal Name	Invoice Line Description of JE Line Description	Amount
Apr-11	KELLER AND HECKMAN LLP	273369	PROFESSIONAL SERVICES	2,028.75
Apr-11	KELLER AND HECKMAN LLP	273370	PROFESSIONAL SERVICES	1,545.74
Apr-11	Reverses "J701-0020-0311 Adjustment USD 01-MAR-11 M	Reverses "J701-0020-0311 Adjustment USD 01-MAR-11	MAR-2 B. Baker Relocation	(1,523.00)
Apr-11	JOHNSON, CHERYL L	243626	Lodging	1,248.17
Apr-11	US BANK NATIONAL ASSOCIATION ND	28-APR-2011 13:04 SERV	PFG*PROFORMA #419964	545.49
Apr-11	Reverses "J705-0020-0311 Adjustment USD 31-MAR-11 A	Reverses "J705-0020-0311 Adjustment USD 31-MAR-11	APR-2(Legal Accrual, Invoice #10668379	(3,283.00)
Apr-11	Reverses "J705-0020-0311 Adjustment USD 31-MAR-11 A	Reverses "J705-0020-0311 Adjustment USD 31-MAR-11	APR-2(Legal Accrual, Invoice #10668385	(2,639.35)
Apr-11	FROST BROWN TODD LLC	10668379	PROFESSIONAL SERVICES	2,227.75
Apr-11	FROST BROWN TODD LLC	10668385	PROFESSIONAL SERVICES	2,180.85
Apr-11	AMERICAN COAL ASH ASSOCIATION	AMERIC022111	COD SLR	1,182.00
May-11	RAD-ZPA Spreadsheet 24157859: A 26492	J553-0110-0511 Reclass USD 01-MAY-11	235001 Conversion Variance	191,923.54
May-11	RAD-ZPA Spreadsheet 24141641: A 26492	J552-0110-0511 Reclass USD 01-MAY-11	Journal Import Created	3,351.80
May-11	US BANK NATIONAL ASSOCIATION ND	31-MAY-2011 09:05 SERV	THE THARPE COMPAN01 OF 01 #681290	2,671.59
May-11	FROST BROWN TODD LLC	10681254	PROFESSIONAL SERVICES	1,976.50
May-11	FROST BROWN TODD LLC	10681257	PROFESSIONAL SERVICES	1,841.50
May-11	C & S H INC	1APR11	April Labor Charges	1,814.26
May-11	KAA Spreadsheet 24142403: A 10965	J017-0020-0511 Adjustment USD 31-MAY-11	NEI Relocation - Termed Payback on Reloc Expense	(1,648.30)
May-11	FROST BROWN TODD LLC	10676365	PROFESSIONAL SERVICES	1,574.50
May-11	US BANK NATIONAL ASSOCIATION ND	31-MAY-2011 07:05 KUTL	OC TANNER #191661	836.11
May-11	US BANK NATIONAL ASSOCIATION ND	31-MAY-2011 09:05 SERV	ISTOCK *INTERNATIONAL #676258	800.00
May-11	US BANK NATIONAL ASSOCIATION ND	31-MAY-2011 07:05 KUTL	REPUBLIC SERVICES TRASH #335285	729.37
May-11	US BANK NATIONAL ASSOCIATION ND	31-MAY-2011 07:05 KUTL	WALMART.COM #340277	625.00
May-11	FROST BROWN TODD LLC	10676363	PROFESSIONAL SERVICES	537.00
May-11	US BANK NATIONAL ASSOCIATION ND	31-MAY-2011 07:05 KUTL	REPUBLIC SERVICES TRASH #335285	528.29
May-11	US BANK NATIONAL ASSOCIATION ND	31-MAY-2011 07:05 KUTL	WALMART.COM #340277	500.00
May-11	BELLOMY RESEARCH INC	110507	Business Office Study	1,963.50
May-11	FROST BROWN TODD LLC	10676367	PROFESSIONAL SERVICES	1,266.30
Jun-11	NEI GLOBAL RELOCATION COMPANY	241191	RELOCATION EXPENSES-GARY HOUCK-ETOWN ENG	10,166.66
Jun-11	US BANK NATIONAL ASSOCIATION ND	29-JUN-2011 08:06 SERV	KY FAIR & EXPO CTR CATER #420491	7,936.09
Jun-11	US BANK NATIONAL ASSOCIATION ND	29-JUN-2011 07:06 KUTL	OC TANNER #191661	3,671.13
Jun-11	PATS STEAK HOUSE	0155635	SERVICE ANNIVERSARY DINNER FOR GHENT EMPLOYEES	2,102.00
Jun-11	US BANK NATIONAL ASSOCIATION ND	29-JUN-2011 07:06 KUTL	REPUBLIC SERVICES TRASH #335285	1,054.78
Jun-11	NEI GLOBAL RELOCATION COMPANY	240455	NEI invoice for relocation. M. Daukas - invoice number 240455	1,017.25
Jun-11	US BANK NATIONAL ASSOCIATION ND	29-JUN-2011 08:06 SERV	GRAETERS90A #419311	1,002.40
Jun-11	US BANK NATIONAL ASSOCIATION ND	29-JUN-2011 07:06 KUTL	OC TANNER #191661	883.24
Jun-11	US BANK NATIONAL ASSOCIATION ND	29-JUN-2011 08:06 SERV	THE THARPE COMPAN01 OF 01 #681290	641.45
Jun-11	US BANK NATIONAL ASSOCIATION ND	29-JUN-2011 07:06 KUTL	REPUBLIC SERVICES TRASH #335285	609.97
Jun-11	BUTLER, K A	245248	Meals - Social (All Empl) / Departmental	588.21
Jun-11	US BANK NATIONAL ASSOCIATION ND	29-JUN-2011 07:06 KUTL	WALMART.COM #340277	500.00
Jun-11	PAY-PJS Spreadsheet 24334112: A 8692	J304-0020-0611 Adjustment USD 30-JUN-11	RELOEXPREIM	4,765.97
Jun-11	KELLER AND HECKMAN LLP	274532	PROFESSIONAL SERVICES	1,497.49
Jun-11	US BANK NATIONAL ASSOCIATION ND	29-JUN-2011 08:06 SERV	MARRIOTT LOUISVILLE DWNTN #500373	1,369.99
Jun-11	AXXIS INC	88764	Labor	882.00
Jun-11	US BANK NATIONAL ASSOCIATION ND	29-JUN-2011 08:06 SERV	AIA UNLIMITED #420939	836.98
Jul-11	AXXIS INC	89006	CORRECT SALES TAX VSD Labor	7,992.54
Jul-11	US BANK NATIONAL ASSOCIATION ND	27-JUL-2011 07:07 KUTL	OC TANNER #191661	4,345.13
Jul-11	US BANK NATIONAL ASSOCIATION ND	27-JUL-2011 10:07 SERV	NICK BONURA PHOTOGRAPHY L #426456	2,960.00
Jul-11	US BANK NATIONAL ASSOCIATION ND	27-JUL-2011 07:07 KUTL	OC TANNER #191661	1,430.85
Jul-11	SLAVINSKY, ERIC	246563	Entertainment - Employee Recognition	1,193.77
Jul-11	US BANK NATIONAL ASSOCIATION ND	27-JUL-2011 07:07 KUTL	REPUBLIC SERVICES TRASH #335285	1,054.68

Kentucky Utilities Company
 FERC 426
 12 Months Ended March 31, 2012

GL Date	AP Vendor Name or JE Batch Name	AP Invoice Number or Journal Name	Invoice Line Description of JE Line Description	Amount
Jul-11	KELLER AND HECKMAN LLP	275868	PROFESSIONAL SERVICES	982.50
Jul-11	US BANK NATIONAL ASSOCIATION ND	27-JUL-2011 07:07 KUTL	BEARDS OUTDOOR POWER #340277	937.94
Jul-11	US BANK NATIONAL ASSOCIATION ND	27-JUL-2011 10:07 SERV	IN BLOOM AGAIN #426456	850.65
Jul-11	US BANK NATIONAL ASSOCIATION ND	27-JUL-2011 10:07 SERV	WM SUPERCENTER #676258	750.00
Jul-11	US BANK NATIONAL ASSOCIATION ND	27-JUL-2011 07:07 KUTL	WALMART.COM #340277	750.00
Jul-11	MALLOY, JOHN P	246511	Lodging	661.35
Jul-11	CLARK AND RIGGS PRINTING INC	45327	CORRECT SALES TAX VSD Engineering program	553.85
Jul-11	KEENE, LOURIE J	246084	Entertainment - Customers	5,591.50
Jul-11	BELLOMY RESEARCH INC	110626	Business Office Study	1,963.50
Jul-11	UNITED GRAPHICS OF LOUISVILLE	185088178033	Misc Bill Inserts/Newsletters	733.12
Jul-11	KEENE, LOURIE J	246084	Entertainment - Customers	675.04
Jul-11	UNITED GRAPHICS OF LOUISVILLE	186603179757	Misc Bill Inserts/Newsletters	550.00
Jul-11	KEENE, LOURIE J	246084	Entertainment - Customers	500.00
Aug-11	NEI GLOBAL RELOCATION COMPANY	249669	NEI Global Relocation Co - To move Jeremiah Smith to Harlan, Ky	5,271.00
Aug-11	NEI GLOBAL RELOCATION COMPANY	245251	COD TMP Moving expenses for Chris Jaworowski	4,368.21
Aug-11	US BANK NATIONAL ASSOCIATION ND	29-AUG-2011 06:08 KUTL	OC TANNER #191661	4,003.13
Aug-11	KELLER AND HECKMAN LLP	278130	PROFESSIONAL SERVICES	2,971.25
Aug-11	FROST BROWN TODD LLC	10696495	PROFESSIONAL SERVICES	2,546.00
Aug-11	FROST BROWN TODD LLC	10693889	PROFESSIONAL SERVICES	1,969.00
Aug-11	CMJ Spreadsheet 24748685: A 5725	J215-0020-0811 Other USD 01-AUG-11	Clear Gene Bishop Computer Loan	1,516.29
Aug-11	CMJ Spreadsheet 24748685: A 5725	J215-0020-0811 Other USD 01-AUG-11	Clear Brandi Underwood Computer Loan	1,149.55
Aug-11	FROST BROWN TODD LLC	10698968	PROFESSIONAL SERVICES	1,002.00
Aug-11	CMJ Spreadsheet 24748685: A 5725	J215-0020-0811 Other USD 01-AUG-11	Clear Matt Thacker Computer Loan	965.31
Aug-11	US BANK NATIONAL ASSOCIATION ND	29-AUG-2011 08:08 SERV	GRAETERS90A #419311	952.00
Aug-11	CMJ Spreadsheet 24748685: A 5725	J215-0020-0811 Other USD 01-AUG-11	Clear Crystal Pulce Computer Loan	929.73
Aug-11	CMJ Spreadsheet 24748685: A 5725	J215-0020-0811 Other USD 01-AUG-11	Clear Maurice Helm Computer Loan	923.14
Aug-11	US BANK NATIONAL ASSOCIATION ND	29-AUG-2011 06:08 KUTL	WALMART.COM #340277	900.00
Aug-11	KELLER AND HECKMAN LLP	277330	PROFESSIONAL SERVICES	856.25
Aug-11	CMJ Spreadsheet 24748685: A 5725	J215-0020-0811 Other USD 01-AUG-11	Clear Timothy Flener Computer Loan	831.42
Aug-11	CMJ Spreadsheet 24748685: A 5725	J215-0020-0811 Other USD 01-AUG-11	Clear George Royalty Computer Loan	803.09
Aug-11	SKS Spreadsheet 24771077: A 8920	J001-0110-0811 Adjustment USD 01-AUG-11	NEI GLOBAL RELO CO	(748.28)
Aug-11	CMJ Spreadsheet 24748685: A 5725	J215-0020-0811 Other USD 01-AUG-11	Clear Jack Ames Computer Loan	747.61
Aug-11	US BANK NATIONAL ASSOCIATION ND	29-AUG-2011 06:08 KUTL	ARAMARK WHITAKER BANK PAR #340889	630.00
Aug-11	KELLER AND HECKMAN LLP	278158	PROFESSIONAL SERVICES	579.38
Aug-11	CMJ Spreadsheet 24748685: A 5725	J215-0020-0811 Other USD 01-AUG-11	Clear Wanda Texas Computer Loan	560.37
Aug-11	US BANK NATIONAL ASSOCIATION ND	29-AUG-2011 06:08 KUTL	REPUBLIC SERVICES TRASH #335285	524.47
Aug-11	US BANK NATIONAL ASSOCIATION ND	29-AUG-2011 06:08 KUTL	REPUBLIC SERVICES TRASH #335285	524.47
Sep-11	MASS PRODUCTION INC	1279	Power of One Video expenses	14,462.50
Sep-11	US BANK NATIONAL ASSOCIATION ND	28-SEP-2011 06:09 KUTL	OC TANNER #191661	9,774.10
Sep-11	US BANK NATIONAL ASSOCIATION ND	28-SEP-2011 09:09 SERV	KINGSLEY MEAT & SEAFOOD #425896	3,678.40
Sep-11	US BANK NATIONAL ASSOCIATION ND	28-SEP-2011 09:09 SERV	MASS PRODUCTION, INC. #425896	2,865.00
Sep-11	PROFORMA DOUBLE DOG DARE	90F3400897	60" X 35" MEDIUM BEACH TOWEL	2,200.00
Sep-11	US BANK NATIONAL ASSOCIATION ND	28-SEP-2011 09:09 SERV	PJS COTTAGE LLC #425896	1,092.50
Sep-11	PRINTWORX OF LOUISVILLE	201108100	UMBRELLAS / BUSINESS CARD MAGNETS / 12 PACK COOLER FOR CAP MEN	857.54
Sep-11	US BANK NATIONAL ASSOCIATION ND	28-SEP-2011 09:09 SERV	SONNY'S BBQ #116 #425896	747.50
Sep-11	US BANK NATIONAL ASSOCIATION ND	28-SEP-2011 09:09 SERV	KINGSLEY MEAT & SEAFOOD #425896	689.70
Sep-11	US BANK NATIONAL ASSOCIATION ND	28-SEP-2011 09:09 SERV	KINGSLEY MEAT & SEAFOOD #425896	620.73
Sep-11	US BANK NATIONAL ASSOCIATION ND	28-SEP-2011 09:09 SERV	WAL-MART #676217	570.00
Sep-11	US BANK NATIONAL ASSOCIATION ND	28-SEP-2011 09:09 SERV	RADIO SHACK 00145052 #676258	529.99
Sep-11	PRINTWORX OF LOUISVILLE	201108208	UMBRELLAS / BUSINESS CARD MAGNETS / 12 PACK COOLER FOR CAP MEN	525.10

Kentucky Utilities Company
 FERC 426
 12 Months Ended March 31, 2012

GL Date	AP Vendor Name or JE Batch Name	AP Invoice Number or Journal Name	Invoice Line Description of JE Line Description	Amount
Sep-11	US BANK NATIONAL ASSOCIATION ND	28-SEP-2011 06:09 KUTL	REPUBLIC SERVICES TRASH #335285	524.24
Sep-11	US BANK NATIONAL ASSOCIATION ND	28-SEP-2011 09:09 SERV	KINGSLEY MEAT & SEAFOOD #425896	517.28
Sep-11	US BANK NATIONAL ASSOCIATION ND	28-SEP-2011 06:09 KUTL	WALMART.COM 8009666546 #340277	500.00
Sep-11	KEENE, LOURIE J	248913	Entertainment - Customers	2,196.50
Sep-11	US BANK NATIONAL ASSOCIATION ND	28-SEP-2011 09:09 SERV	PFG*PROFORMA #424527	941.92
Sep-11	KEENE, LOURIE J	248913	Miscellaneous	830.89
Sep-11	C & S H INC	1AUG11	August Billing for contracted services	684.83
Sep-11	KEENE, LOURIE J	248913	Meals - Offsite / Mtgs / Business Travel	541.88
Oct-11	US BANK NATIONAL ASSOCIATION ND	27-OCT-2011 08:10 KUTL	OC TANNER #191661	5,082.45
Oct-11	US BANK NATIONAL ASSOCIATION ND	27-OCT-2011 10:10 SERV	LL BEAN MAILORDER #945273	4,575.82
Oct-11	US BANK NATIONAL ASSOCIATION ND	27-OCT-2011 10:10 SERV	PFG*PROFORMA #425896	3,662.83
Oct-11	KELLER AND HECKMAN LLP	279047	PROFESSIONAL SERVICES	2,743.75
Oct-11	FROST BROWN TODD LLC	10705187	PROFESSIONAL SERVICES	2,578.50
Oct-11	FROST BROWN TODD LLC	10710872	PROFESSIONAL SERVICES	2,546.00
Oct-11	US BANK NATIONAL ASSOCIATION ND	27-OCT-2011 10:10 SERV	BOYD ORCHARDS #676258	2,405.00
Oct-11	US BANK NATIONAL ASSOCIATION ND	27-OCT-2011 10:10 SERV	FAMILY AFFAIR #425896	2,316.00
Oct-11	NEI GLOBAL RELOCATION COMPANY	260974	To pay Invoice 260974 for the packing and delivery of household goods move for Chris	2,209.14
Oct-11	US BANK NATIONAL ASSOCIATION ND	27-OCT-2011 10:10 SERV	BLUEGRASS CATERING INC. #425896	2,012.50
Oct-11	MALLOY, JOHN P	249782	Meals - Offsite / Mtgs / Business Travel	1,734.56
Oct-11	MALLOY, JOHN P	249782	Lodging	1,678.42
Oct-11	FROST BROWN TODD LLC	10705189	PROFESSIONAL SERVICES	1,373.50
Oct-11	US BANK NATIONAL ASSOCIATION ND	27-OCT-2011 10:10 SERV	PFG*PROFORMA #676258	1,328.13
Oct-11	US BANK NATIONAL ASSOCIATION ND	27-OCT-2011 10:10 SERV	BLUEGRASS CATERING INC. #425839	1,086.50
Oct-11	FROST BROWN TODD LLC	10704969	PROFESSIONAL SERVICES	1,072.00
Oct-11	US BANK NATIONAL ASSOCIATION ND	27-OCT-2011 10:10 SERV	TPF*THEPOPCORN FACTORY #420640	586.73
Oct-11	US BANK NATIONAL ASSOCIATION ND	27-OCT-2011 08:10 KUTL	REPUBLIC SERVICES TRASH #335285	524.02
Oct-11	US BANK NATIONAL ASSOCIATION ND	27-OCT-2011 08:10 KUTL	REPUBLIC SERVICES TRASH #335285	524.02
Oct-11	US BANK NATIONAL ASSOCIATION ND	27-OCT-2011 08:10 KUTL	WALMART.COM 8009666546 #340277	500.00
Oct-11	US BANK NATIONAL ASSOCIATION ND	27-OCT-2011 08:10 KUTL	WALMART.COM 8009666546 #340277	500.00
Oct-11	NEI GLOBAL RELOCATION COMPANY	260270	For Mike Daukas\NEI Global Relocation Company	5,517.98
Oct-11	KEENE, LOURIE J	249655	Meals - Offsite / Mtgs / Business Travel	3,372.91
Oct-11	KEENE, LOURIE J	249655	Lodging	1,885.13
Oct-11	NEI GLOBAL RELOCATION COMPANY	253825	NEI - Global Relocation Company - moving expenses for Andrea Fackler	1,347.45
Nov-11	NEI GLOBAL RELOCATION COMPANY	262321	Relocation expenses 10/31 thru 11/6/2011 for Will Addison	20,581.49
Nov-11	ED_SLR Spreadsheet 25354431: A 206115	J221-0110-1111 Adjustment USD 30-NOV-11	Write off expenses greater than customer payment	11,514.08
Nov-11	ED_PSM Spreadsheet 25379751: A 4848	J703-0110-1111 Adjustment USD 01-NOV-11 DEC-2011	NEI Global Relocation	7,784.00
Nov-11	NEI GLOBAL RELOCATION COMPANY	261732	RELOCATION FOR WILLIAM HERSHNER	5,560.00
Nov-11	FROST BROWN TODD LLC	10710875	PROFESSIONAL SERVICES	4,489.00
Nov-11	FROST BROWN TODD LLC	10710876	PROFESSIONAL SERVICES	3,986.50
Nov-11	US BANK NATIONAL ASSOCIATION ND	28-NOV-2011 06:11 KUTL	OC TANNER #191661	3,569.62
Nov-11	US BANK NATIONAL ASSOCIATION ND	28-NOV-2011 11:11 SERV	CLARION HOTEL #425185	3,534.95
Nov-11	FROST BROWN TODD LLC	10710871	PROFESSIONAL SERVICES	3,418.50
Nov-11	US BANK NATIONAL ASSOCIATION ND	28-NOV-2011 11:11 SERV	LANDS END BUS OUTFITTERS #419311	2,340.46
Nov-11	US BANK NATIONAL ASSOCIATION ND	28-NOV-2011 11:11 SERV	DANVILLE COUNTRY CLUB #425185	1,680.00
Nov-11	US BANK NATIONAL ASSOCIATION ND	28-NOV-2011 11:11 SERV	DERBY CITY TENT RENTAL #425854	1,062.65
Nov-11	US BANK NATIONAL ASSOCIATION ND	28-NOV-2011 11:11 SERV	DERBY CITY TENT RENTAL #425854	950.85
Nov-11	FROST BROWN TODD LLC	10716920	PROFESSIONAL SERVICES	737.00
Nov-11	KELLER AND HECKMAN LLP	281597	PROFESSIONAL SERVICES	720.00
Nov-11	STOPHER, LARRY W	STOPHE110811	RETIREE BREAKFAST	705.29
Nov-11	US BANK NATIONAL ASSOCIATION ND	28-NOV-2011 11:11 SERV	KROGER #355 #676217	675.00

Kentucky Utilities Company
 FERC 426
 12 Months Ended March 31, 2012

GL Date	AP Vendor Name or JE Batch Name	AP Invoice Number or Journal Name	Invoice Line Description of JE Line Description	Amount
Nov-11	BURCHETT, BETTY	867136	RETIREE BREAKFAST	630.00
Nov-11	US BANK NATIONAL ASSOCIATION ND	28-NOV-2011 11:11 SERV	LANDS END BUS OUTFITTERS #266829	611.85
Nov-11	US BANK NATIONAL ASSOCIATION ND	28-NOV-2011 06:11 KUTL	OC TANNER #191661	576.66
Nov-11	FROST BROWN TODD LLC	10705186	PROFESSIONAL SERVICES	502.50
Nov-11	US BANK NATIONAL ASSOCIATION ND	28-NOV-2011 06:11 KUTL	CINEMARK THEATRES 374 #207640	500.00
Nov-11	US BANK NATIONAL ASSOCIATION ND	28-NOV-2011 11:11 SERV	LOUISVILLE GAS & ELE #420939	20,212.50
Nov-11	NEI GLOBAL RELOCATION COMPANY	258331	NEI Global Invoice # 258331	2,534.06
Nov-11	KELLER AND HECKMAN LLP	280471	PROFESSIONAL SERVICES	1,244.75
Nov-11	US BANK NATIONAL ASSOCIATION ND	28-NOV-2011 11:11 SERV	AIA UNLIMITED #420939	629.16
Dec-11	NEI GLOBAL RELOCATION COMPANY	263371	To Pay Invoices 263362 and 263371 for Relocation of Kevin Smith from Johnson City,	13,965.57
Dec-11	NEI GLOBAL RELOCATION COMPANY	268495	Relocation Services for Kenneth Sheridan	11,250.00
Dec-11	US BANK NATIONAL ASSOCIATION ND	28-DEC-2011 06:12 KUTL	GENERAL BUTLER SRP #32 #342117	9,188.49
Dec-11	FROST BROWN TODD LLC	10716921	PROFESSIONAL SERVICES	7,705.00
Dec-11	US BANK NATIONAL ASSOCIATION ND	28-DEC-2011 06:12 SERV	KROGER #385 #757750	7,474.10
Dec-11	US BANK NATIONAL ASSOCIATION ND	28-DEC-2011 06:12 KUTL	OC TANNER #191661	7,007.87
Dec-11	NEI GLOBAL RELOCATION COMPANY	263369	COD SLR - Payment of invoice 263369 - expenses for relocation (Matt Guthrie)	6,599.72
Dec-11	NEI GLOBAL RELOCATION COMPANY	268597	Relocation expenses for Will Addison	5,178.07
Dec-11	US BANK NATIONAL ASSOCIATION ND	28-DEC-2011 06:12 SERV	ADVENTURE PROMOTIONS #757750	2,947.08
Dec-11	US BANK NATIONAL ASSOCIATION ND	28-DEC-2011 06:12 SERV	PFG*PROFORMA #426456	2,340.50
Dec-11	US BANK NATIONAL ASSOCIATION ND	28-DEC-2011 06:12 SERV	PFG*PROFORMA #757750	1,936.42
Dec-11	KELLER AND HECKMAN LLP	282427	PROFESSIONAL SERVICES	1,855.65
Dec-11	FROST BROWN TODD LLC	10721903	PROFESSIONAL SERVICES	1,742.00
Dec-11	US BANK NATIONAL ASSOCIATION ND	28-DEC-2011 06:12 SERV	MARRIOTT LOUISVLE DTW F&B #422497	1,619.72
Dec-11	KELLER AND HECKMAN LLP	281596	PROFESSIONAL SERVICES	1,606.25
Dec-11	US BANK NATIONAL ASSOCIATION ND	28-DEC-2011 06:12 SERV	PFG*PROFORMA #425896	1,478.70
Dec-11	US BANK NATIONAL ASSOCIATION ND	28-DEC-2011 06:12 SERV	PFG*PROFORMA #426456	1,439.27
Dec-11	US BANK NATIONAL ASSOCIATION ND	28-DEC-2011 06:12 SERV	PURPLE ONION #425185	1,292.22
Dec-11	FROST BROWN TODD LLC	10716914	PROFESSIONAL SERVICES	1,007.50
Dec-11	PAY-PJS Spreadsheet 25566628: A 8692	J303-0020-1211 Adjustment USD 31-DEC-11	Housing Stipend	980.92
Dec-11	US BANK NATIONAL ASSOCIATION ND	28-DEC-2011 06:12 KUTL	CHERYL&CO #342117	959.76
Dec-11	US BANK NATIONAL ASSOCIATION ND	28-DEC-2011 06:12 SERV	WALMART.COM 8009666546 #757750	954.00
Dec-11	KELLER AND HECKMAN LLP	282429	PROFESSIONAL SERVICES	953.75
Dec-11	PAY-PJS Spreadsheet 25566628: A 8692	J303-0020-1211 Adjustment USD 31-DEC-11	Housing Stipend	930.88
Dec-11	US BANK NATIONAL ASSOCIATION ND	28-DEC-2011 06:12 KUTL	WOODFORD FEED CO #336234	923.26
Dec-11	PAY-PJS Spreadsheet 25566628: A 8692	J303-0020-1211 Adjustment USD 31-DEC-11	Housing Stipend	838.99
Dec-11	US BANK NATIONAL ASSOCIATION ND	28-DEC-2011 06:12 SERV	ADVENTURE PROMOTIONS #419311	838.16
Dec-11	WILLIAMS, CHERYL A	252054	Miscellaneous	729.18
Dec-11	KELLER AND HECKMAN LLP	282428	PROFESSIONAL SERVICES	663.75
Dec-11	US BANK NATIONAL ASSOCIATION ND	28-DEC-2011 06:12 SERV	ADVENTURE PROMOTIONS #419626	591.27
Dec-11	US BANK NATIONAL ASSOCIATION ND	28-DEC-2011 06:12 SERV	WALMART.COM 8009666546 #757750	572.40
Dec-11	US BANK NATIONAL ASSOCIATION ND	28-DEC-2011 06:12 SERV	OUR BEST RESTAURANT #425185	533.60
Dec-11	US BANK NATIONAL ASSOCIATION ND	28-DEC-2011 06:12 KUTL	#9 STEAKHOUSE #334890	517.29
Dec-11	US BANK NATIONAL ASSOCIATION ND	28-DEC-2011 06:12 KUTL	COLUMBIA STEAK EXPRESS #342737	512.22
Dec-11	US BANK NATIONAL ASSOCIATION ND	28-DEC-2011 06:12 KUTL	WALMART.COM 8009666546 #340277	500.00
Dec-11	NEI GLOBAL RELOCATION COMPANY	258332	COD SLR - COD TMP MOVING EXPENSES FOR NEW TURBINE/GENERATOR	6,417.86
Dec-11	THE CUBERO GROUP INC	6639	INVOICE NO. 6639 - VEHICLE GRAPHICS FOR TWO SMART CARS - LGE 5193	4,178.75
Dec-11	NEI GLOBAL RELOCATION COMPANY	263370	Relocation expense for Dawn McGee	3,013.18
Dec-11	NEI GLOBAL RELOCATION COMPANY	269231	PO #59454: Increase amount to \$9,877.01 (total) to cover additional invoice for relocat	1,966.70
Dec-11	NEI GLOBAL RELOCATION COMPANY	266061	Relocation expenses for Sheri Dawn McGee - new employee	1,117.88
Dec-11	US BANK NATIONAL ASSOCIATION ND	28-DEC-2011 06:12 SERV	AIA UNLIMITED #420939	529.85

Kentucky Utilities Company
 FERC 426
 12 Months Ended March 31, 2012

GL Date	AP Vendor Name or JE Batch Name	AP Invoice Number or Journal Name	Invoice Line Description of JE Line Description	Amount
Jan-12	DAD Spreadsheet 25796407: A 10864	J701-0110-0112 Adjustment USD 01-JAN-12 FEB-2012	Addison moving expenses	29,625.00
Jan-12	US BANK NATIONAL ASSOCIATION ND	27-JAN-2012 06:01 KUTL	OC TANNER #191661	5,556.23
Jan-12	NEI GLOBAL RELOCATION COMPANY	272474	Additional Relocation Services for Kenneth Sheridan	3,872.68
Jan-12	US BANK NATIONAL ASSOCIATION ND	27-JAN-2012 06:01 KUTL	ARBORWEAR #340277	3,016.21
Jan-12	HERMANN, CHRIS	252770	Meals - Social (All Empl) / Departmental	2,224.21
Jan-12	US BANK NATIONAL ASSOCIATION ND	27-JAN-2012 07:01 SERV	BG MAILING #425854	1,639.42
Jan-12	NEI GLOBAL RELOCATION COMPANY	272443	Relocation of William Addison	1,580.00
Jan-12	US BANK NATIONAL ASSOCIATION ND	27-JAN-2012 06:01 KUTL	WALMART.COM 8009666546 #340277	1,250.00
Jan-12	US BANK NATIONAL ASSOCIATION ND	27-JAN-2012 06:01 KUTL	REPUBLIC SERVICES TRASH #335285	1,247.32
Jan-12	NEI GLOBAL RELOCATION COMPANY	271292	Relocation of William Addison	1,148.00
Jan-12	NLW Spreadsheet 25829654: A 26988	J222-0110-0112 Adjustment USD 31-JAN-12	Reclass Marion County Industrial Foundation Payment	(1,000.00)
Jan-12	FERCH, JOAN	253076	Employee Recognition	912.61
Jan-12	FERCH, JOAN	253076	Employee Recognition	751.41
Jan-12	FERCH, JOAN	253076	Employee Recognition	674.60
Jan-12	US BANK NATIONAL ASSOCIATION ND	27-JAN-2012 07:01 SERV	PFG*PROFORMA #425896	629.64
Jan-12	US BANK NATIONAL ASSOCIATION ND	27-JAN-2012 06:01 KUTL	GOLDEN CORRAL 2466 #341499	514.75
Jan-12	NEI GLOBAL RELOCATION COMPANY	271293	NEI Global Relocation Invoice # 271293	3,947.44
Feb-12	NEI GLOBAL RELOCATION COMPANY	273981	Relocation of William Addison	18,730.52
Feb-12	US BANK NATIONAL ASSOCIATION ND	29-FEB-2012 05:02 KUTL	OC TANNER #191661	8,414.47
Feb-12	US BANK NATIONAL ASSOCIATION ND	29-FEB-2012 06:02 SERV	L2G*KY OF PARKS CO #420525	7,551.44
Feb-12	CAC Spreadsheet 26015041: A 26991	J017-0020-0212 Adjustment USD 29-FEB-12	Reimburse moving expenses	(5,769.43)
Feb-12	FROST BROWN TODD LLC	10730125	PROFESSIONAL SERVICES	5,193.30
Feb-12	KELLER AND HECKMAN LLP	10000092	PROFESSIONAL SERVICES	4,427.50
Feb-12	NEI GLOBAL RELOCATION COMPANY	277207	Additional Relocation Services for Kenneth Sheridan	2,751.11
Feb-12	US BANK NATIONAL ASSOCIATION ND	29-FEB-2012 06:02 SERV	PINE MOUNTAIN SRP #48 #425185	1,374.91
Feb-12	US BANK NATIONAL ASSOCIATION ND	29-FEB-2012 06:02 SERV	WM SUPERCENTER #757750	1,250.00
Feb-12	US BANK NATIONAL ASSOCIATION ND	29-FEB-2012 05:02 KUTL	WALMART.COM 8009666546 #340277	1,250.00
Feb-12	KELLER AND HECKMAN LLP	10000090	PROFESSIONAL SERVICES	1,203.75
Feb-12	US BANK NATIONAL ASSOCIATION ND	29-FEB-2012 05:02 KUTL	FILLIN THE BANK #340277	744.12
Feb-12	RAD-RCB Spreadsheet 25984515: A 26700	J553-0110-0212 Reclass USD 01-FEB-12	Journal Import Created	642.34
Feb-12	US BANK NATIONAL ASSOCIATION ND	29-FEB-2012 06:02 SERV	WAL-MART #753262	540.00
Feb-12	FROST BROWN TODD LLC	10728062	PROFESSIONAL SERVICES	4,861.85
Feb-12	FROST BROWN TODD LLC	10728064	PROFESSIONAL SERVICES	4,580.45
Feb-12	NEI GLOBAL RELOCATION COMPANY	268599	(INV. # 268599) HOUSEHOLD GOODS MOVE 10/13/11 - 10/15/11	3,848.72
Mar-12	RAD-BAB Spreadsheet 26230190: A 10387	J527-0110-0312 Reclass USD 01-MAR-12 APR-2012	Suspense 11 Journal Import	14,279.84
Mar-12	NEI GLOBAL RELOCATION COMPANY	277965	Relocation Services	6,482.46
Mar-12	NEI GLOBAL RELOCATION COMPANY	278966	INV 278966 Moving expenses Wm Parker	6,185.00
Mar-12	US BANK NATIONAL ASSOCIATION ND	28-MAR-2012 06:03 KUTL	OC TANNER #191661	6,081.87
Mar-12	ADD Spreadsheet 26214871: A 26264	J705-0020-0312 Adjustment USD 31-MAR-12 APR-2012	Legal Accrual, Invoice 10733935	5,801.10
Mar-12	ADD Spreadsheet 26214871: A 26264	J705-0020-0312 Adjustment USD 31-MAR-12 APR-2012	Legal Accrual, Invoice 10001585	4,215.00
Mar-12	NEI GLOBAL RELOCATION COMPANY	279809	expenses for relocation (Matt Guthrie)	3,307.24
Mar-12	KELLER AND HECKMAN LLP	10000006	PROFESSIONAL SERVICES	3,160.00
Mar-12	US BANK NATIONAL ASSOCIATION ND	28-MAR-2012 07:03 SERV	WALMART.COM 8009666546 #757750	2,800.00
Mar-12	NEI GLOBAL RELOCATION COMPANY	279808	Home sale bonus - 03/12/12 - 03/18/12	2,502.32
Mar-12	ADD Spreadsheet 26214871: A 26264	J705-0020-0312 Adjustment USD 31-MAR-12 APR-2012	Legal Accrual, Invoice 10738088	2,412.00
Mar-12	NEI GLOBAL RELOCATION COMPANY	277208	Auto Transport -- 11/04/11 - 11/09/11 -- William Addison	1,378.76
Mar-12	US BANK NATIONAL ASSOCIATION ND	28-MAR-2012 07:03 SERV	LADYFINGERS FINE CATERING #426456	1,359.56
Mar-12	NLW Spreadsheet 26221960: A 26988	J222-0110-0312 Adjustment USD 31-MAR-12	Reclass Augusta-Brooksville-Bracken County Industrial Development Authority Paymen	(1,000.00)
Mar-12	ADD Spreadsheet 26214871: A 26264	J705-0020-0312 Adjustment USD 31-MAR-12 APR-2012	Legal Accrual, Invoice 10003000	993.90
Mar-12	ADD Spreadsheet 26214871: A 26264	J705-0020-0312 Adjustment USD 31-MAR-12 APR-2012	Legal Accrual, Invoice 10001587	846.74

Kentucky Utilities Company
 FERC 426
 12 Months Ended March 31, 2012

<u>GL Date</u>	<u>AP Vendor Name or JE Batch Name</u>	<u>AP Invoice Number or Journal Name</u>	<u>Invoice Line Description of JE Line Description</u>	<u>Amount</u>
Mar-12	ADD Spreadsheet 26214871: A 26264	J705-0020-0312 Adjustment USD 31-MAR-12 APR-2012	Legal Accrual, Invoice 10001586	717.50
Mar-12	US BANK NATIONAL ASSOCIATION ND	28-MAR-2012 07:03 SERV	WM SUPERCENTER#2628 #419626	636.67
Mar-12	ADD Spreadsheet 26214871: A 26264	J705-0020-0312 Adjustment USD 31-MAR-12 APR-2012	Legal Accrual, Invoice 10002999	548.75
Mar-12	US BANK NATIONAL ASSOCIATION ND	28-MAR-2012 06:03 KUTL	REPUBLIC SERVICES TRASH #335285	535.12
Mar-12	NEI GLOBAL RELOCATION COMPANY	277208	Household goods move - 12/21/11 -- William Addison	524.00
Mar-12	ADD Spreadsheet 26214871: A 26264	J705-0020-0312 Adjustment USD 31-MAR-12 APR-2012	Legal Accrual, Invoice 10733940	2,368.45
Mar-12	ADD Spreadsheet 26214871: A 26264	J705-0020-0312 Adjustment USD 31-MAR-12 APR-2012	Legal Accrual, Invoice 10733931	2,133.95
Mar-12	ADD Spreadsheet 26214871: A 26264	J705-0020-0312 Adjustment USD 31-MAR-12 APR-2012	Legal Accrual, Invoice 10738084	1,664.95
Mar-12	ADD Spreadsheet 26214871: A 26264	J705-0020-0312 Adjustment USD 31-MAR-12 APR-2012	Legal Accrual, Invoice 10738070	1,149.05
Mar-12	ADD Spreadsheet 26214871: A 26264	J705-0020-0312 Adjustment USD 31-MAR-12 APR-2012	Legal Accrual, Invoice 10742854	820.75
Mar-12	ADD Spreadsheet 26214871: A 26264	J705-0020-0312 Adjustment USD 31-MAR-12 APR-2012	Legal Accrual, Invoice 10742853	820.75
Apr-11	Labor and Burdens	Labor and Burdens	Labor and Burdens	1,309.10
May-11	Labor and Burdens	Labor and Burdens	Labor and Burdens	3,866.63
Jun-11	Labor and Burdens	Labor and Burdens	Labor and Burdens	1,068.68
Jul-11	Labor and Burdens	Labor and Burdens	Labor and Burdens	884.33
Aug-11	Labor and Burdens	Labor and Burdens	Labor and Burdens	3,934.26
Sep-11	Labor and Burdens	Labor and Burdens	Labor and Burdens	6,315.13
Oct-11	Labor and Burdens	Labor and Burdens	Labor and Burdens	2,557.89
Nov-11	Labor and Burdens	Labor and Burdens	Labor and Burdens	3,548.44
Dec-11	Labor and Burdens	Labor and Burdens	Labor and Burdens	1,442.10
Jan-12	Labor and Burdens	Labor and Burdens	Labor and Burdens	5,498.39
Feb-12	Labor and Burdens	Labor and Burdens	Labor and Burdens	650.70
Mar-12	Labor and Burdens	Labor and Burdens	Labor and Burdens	765.74
Various	Various	Various	Various - Under \$500	97,558.39
Total Other Miscellaneous Deductions				978,109.34
Total FERC 426				<u><u>1,315,201.71</u></u>

KENTUCKY UTILITIES COMPANY

CASE NO. 2012-00221

**Response to Commission Staff's First Request for Information
Dated June 15, 2012**

Question No. 31

Responding Witness: Valerie L. Scott

Q-31. Provide a detailed analysis of expenses incurred during the test year for professional services, as shown in Schedule 31, and all workpapers supporting the analysis. At a minimum, the workpapers should show the payee, dollar amount, reference (i.e., voucher no., etc.), account charged, hourly rates and time charged to the company according to each invoice, and a description of the services provided.

A-31. See attached.

Unique document reference information is maintained in KU's accounting records. When a vendor does not supply an invoice number, reference numbers are assigned by the Company to identify the transaction. All of the information requested is not maintained in the accounting system.

KENTUCKY UTILITIES COMPANY
Case No. 2012- 00221
Analysis of Professional Services Expenses For the Test Year

(A)	(B)	(C)	(D)	(E)	(F)	(G)	(H)	(I)		
Line No.	Type	Vendor	Rate Case	Audit	Other	Total	Account	Invoice	Description	Period
1	Accounting	ERNST & YOUNG LLP		\$ 38,000.00		\$ 38,000.00	923101	J007-0020-0112 Intercompany USD	A1 - Audit YE Consolidated	Jan-2012
2	Accounting	ERNST & YOUNG LLP		13,467.00		13,467.00	923101	J007-0020-0112 Intercompany USD	Internal Controls Review and testing	Jan-2012
3	Accounting	ERNST & YOUNG LLP		38,000.00		38,000.00	923101	J007-0020-0212 Intercompany USD	A1 - Audit YE Consolidated	Feb-2012
4	Accounting	ERNST & YOUNG LLP		13,467.00		13,467.00	923101	J007-0020-0212 Intercompany USD	Internal Controls Review and testing	Feb-2012
5	Accounting	ERNST & YOUNG LLP		38,000.00		38,000.00	923101	J007-0020-0312 Intercompany USD	A1 - Audit YE Consolidated	MAR-2012
6	Accounting	ERNST & YOUNG LLP		13,467.00		13,467.00	923101	J007-0020-0312 Intercompany USD	Internal Controls Review and testing	MAR-2012
7	Accounting	ERNST & YOUNG LLP		31,931.00		31,931.00	923101	J007-0020-0411 Intercompany USD	A1 - Audit YE Consolidated	APR-2011
8	Accounting	ERNST & YOUNG LLP		14,069.00		14,069.00	923101	J007-0020-0411 Intercompany USD	Internal Controls Review and testing	APR-2011
9	Accounting	ERNST & YOUNG LLP		35,125.00		35,125.00	923101	J007-0020-0511 Intercompany USD	A1 - Audit YE Consolidated	MAY-2011
10	Accounting	ERNST & YOUNG LLP		10,875.00		10,875.00	923101	J007-0020-0511 Intercompany USD	Internal Controls Review and testing	MAY-2011
11	Accounting	ERNST & YOUNG LLP		35,125.00		35,125.00	923101	J007-0020-0611 Intercompany USD	A1 - Audit YE Consolidated	Jun-2011
12	Accounting	ERNST & YOUNG LLP		10,875.00		10,875.00	923101	J007-0020-0611 Intercompany USD	Internal Controls Review and testing	Jun-2011
13	Accounting	ERNST & YOUNG LLP		35,125.00		35,125.00	923101	J007-0020-0711 Intercompany USD	A1 - Audit YE Consolidated	JUL-2011
14	Accounting	ERNST & YOUNG LLP		10,875.00		10,875.00	923101	J007-0020-0711 Intercompany USD	Internal Controls Review and testing	JUL-2011
15	Accounting	ERNST & YOUNG LLP		35,125.00		35,125.00	923101	J007-0020-0811 Intercompany USD	A1 - Audit YE Consolidated	AUG-2011
16	Accounting	ERNST & YOUNG LLP		10,875.00		10,875.00	923101	J007-0020-0811 Intercompany USD	Internal Controls Review and testing	AUG-2011
17	Accounting	ERNST & YOUNG LLP		35,124.00		35,124.00	923101	J007-0020-0911 Intercompany USD	A1 - Audit YE Consolidated	SEP-2011
18	Accounting	ERNST & YOUNG LLP		15,715.00		15,715.00	923101	J007-0020-0911 Intercompany USD	Internal Controls Review and testing	SEP-2011
19	Accounting	ERNST & YOUNG LLP		35,125.00		35,125.00	923101	J007-0020-1011 Intercompany USD	A1 - Audit YE Consolidated	OCT-2011
20	Accounting	ERNST & YOUNG LLP		11,413.00		11,413.00	923101	J007-0020-1011 Intercompany USD	Internal Controls Review and testing	OCT-2011
21	Accounting	ERNST & YOUNG LLP		35,125.00		35,125.00	923101	J007-0020-1111 Intercompany USD	A1 - Audit YE Consolidated	NOV-2011
22	Accounting	ERNST & YOUNG LLP		11,413.00		11,413.00	923101	J007-0020-1111 Intercompany USD	Internal Controls Review and testing	NOV-2011
23	Accounting	ERNST & YOUNG LLP		35,125.00		35,125.00	923101	J007-0020-1211 Intercompany USD	A1 - Audit YE Consolidated	Dec-2011
24	Accounting	ERNST & YOUNG LLP		11,413.00		11,413.00	923101	J007-0020-1211 Intercompany USD	Internal Controls Review and testing	Dec-2011
25	Accounting	ERNST & YOUNG LLP		(85,681.00)		(85,681.00)	923101	J205-0020-0911 Prior Period Adjustment USD	A1 - Audit YE Consolidated	SEP-2011
26	Accounting	FARMER AND HUMBLE			700.00	700.00	923302	FARMER010112	Monthly Tax & Accounting Services	Feb-2012
27	Accounting	FARMER AND HUMBLE			700.00	700.00	923302	FARMER020112	Monthly Tax & Accounting Services	MAR-2012
28	Accounting	FARMER AND HUMBLE			700.00	700.00	923302	FARMER030111A	Monthly Tax & Accounting Services	MAY-2011
29	Accounting	FARMER AND HUMBLE			700.00	700.00	923302	FARMER040111	Monthly Tax & Accounting Services	MAY-2011
30	Accounting	FARMER AND HUMBLE			700.00	700.00	923302	FARMER050111	Monthly Tax & Accounting Services	Jun-2011
31	Accounting	FARMER AND HUMBLE			700.00	700.00	923302	FARMER060111	Monthly Tax & Accounting Services	JUL-2011
32	Accounting	FARMER AND HUMBLE			700.00	700.00	923302	FARMER070111	Monthly Tax & Accounting Services	AUG-2011
33	Accounting	FARMER AND HUMBLE			700.00	700.00	923302	FARMER080111	Monthly Tax & Accounting Services	SEP-2011
34	Accounting	FARMER AND HUMBLE			700.00	700.00	923302	FARMER090111	Monthly Tax & Accounting Services	OCT-2011
35	Accounting	FARMER AND HUMBLE			700.00	700.00	923302	FARMER100111	Monthly Tax & Accounting Services	NOV-2011
36	Accounting	FARMER AND HUMBLE			700.00	700.00	923302	FARMER110111	Monthly Tax & Accounting Services	Dec-2011
37	Accounting	FARMER AND HUMBLE			700.00	700.00	923302	FARMER120111	Monthly Tax & Accounting Services	Jan-2012
38	Accounting	GANNETT FLEMING INC			3,727.50	3,727.50	923100	054381119002	Contract No 53159 - Depreciation Study for Professional Services Rendered thru Sept 23, 2011	OCT-2011
39	Accounting	GANNETT FLEMING INC			15,882.00	15,882.00	923100	543811110028	Invoice #054381*1110028	Dec-2011
40	Accounting	GANNETT FLEMING INC			5,455.00	5,455.00	923100	543811111030	Invoice #054381*1111030	Dec-2011
41	Accounting	GANNETT FLEMING INC			707.50	707.50	923100	543811201014	Gannett Fleming Invoice #054381*1201014	Feb-2012
42	Accounting	GANNETT FLEMING INC			3,277.50	3,277.50	923100	0543811202017	Gannett Fleming Invoice #054381*1202017	MAR-2012
43	Accounting	GANNETT FLEMING INC			2,314.30	2,314.30	923100	543811211006	Invoice #054381*1211006 Gannett Fleming, Inc.	Jan-2012
44	Accounting	Strothman & Company PSC		3,186.75		3,186.75	923301	J007-0020-0112	Strothman Audit Fees	Jan-2012
45	Accounting	Strothman & Company PSC		3,093.86		3,093.86	923301	J007-0020-0611	Strothman Audit Fees	Jun-2011
46	Accounting	Strothman & Company PSC		3,093.86		3,093.86	923301	J007-0020-0911	Strothman Audit Fees	SEP-2011
47	Accounting	Strothman & Company PSC		3,093.86		3,093.86	923301	J007-0020-1111	Strothman Audit Fees	NOV-2011
48	Accounting Total			501,641.33		541,405.13				
49	Engineering	ABB INC				2,206.53	512100	7101012755	SERVICE ENGINEER TO EVALUATE BR2 BAILEY HARDWARE/SOFTWARE	AUG-2011
50	Engineering	ABB INC				5,242.42	512100	7101043868	SERVICE ENGINEER TO EVALUATE BR2 BAILEY HARDWARE/SOFTWARE	AUG-2011
51	Engineering	AGE ENGINEERING SERVICES INC				3,139.40	923100	0011169IN	Survey for Benham Substation Invoice #0011169-IN for payment - Per Randy Magallon	Dec-2011
52	Engineering	AGE ENGINEERING SERVICES INC				6,776.46	935403	0011172IN	Invoice # 0011172-IN for payment for Survey for Mt Sterling Store Room - Per Randy Magallon	Dec-2011
53	Engineering	AGE ENGINEERING SERVICES INC				1,671.20	588900	0011214IN	Payment of invoice #0011214	OCT-2011
54	Engineering	AGE ENGINEERING SERVICES INC				7,416.00	510100	0011216IN	VD - AGE ENGINEERING - SANDERS - SURVEY COLD/HOT MAIN STEAM PIPING AT BROWN UNIT #3	Feb-2012

KENTUCKY UTILITIES COMPANY
Case No. 2012- 00221
Analysis of Professional Services Expenses For the Test Year

(A)	(B)	(C)	(D)	(E)	(F)	(G)	(H)	(I)		
Line No.	Type	Vendor	Rate Case	Audit	Other	Total	Account	Invoice	Description	Period
55	Engineering	AGE ENGINEERING SERVICES INC				3,096.00	588900	0011267IN	Versailles Sub site survey boundary & TOPO per Randy Magallon.	Dec-2011
56	Engineering	AGE ENGINEERING SERVICES INC				3,410.66	921004	0012011IN	Office TOPO retracement Survey(Elizabethtown) per Randy Magallon. Payment of invoice 0012011-IN	Feb-2012
57	Engineering	AGE ENGINEERING SERVICES INC				360.00	588900	10184DIN	GE Appliace Park (Louisville)Survey per Randy Magallon. Payment of invoice 101840D-IN	Feb-2012
58	Engineering	AGE ENGINEERING SERVICES INC				403.68	588900	11214BIN	GE Lamp Park (Lexington)Survey per Randy Magallon. Payment of invoice 11214B-IN	Feb-2012
59	Engineering	AGE ENGINEERING SERVICES INC				1,652.00	588900	11267BIN	Versailles Sub site survey boundary & TOPO per Randy Magallon.	Dec-2011
60	Engineering	ALSTOM POWER AIR PREHEATER				5,784.86	512100	94230R1	TECHNICAL SERVICE REP FOR 3-1 AND 3-2 AIR HEATER INSPECTION	MAY-2011
61	Engineering	ALSTOM POWER AIR PREHEATER				12,667.85	512100	95485RI	SERVICE REP. TO ASSIST WITH INSTALLATION OF GH-2 AIR HEATER SECTOR PLATE	AUG-2011
62	Engineering	ALSTOM POWER INC				13,060.56	553100	114011	ALSTOM TECH FOR CT7 PROCESSOR RELOAD	AUG-2011
63	Engineering	ALSTOM POWER INC				8,610.00	553100	115180	PLANT SUPPORT CENTER TIME	OCT-2011
64	Engineering	ALSTOM POWER INC				8,349.10	553100	115180	ONSITE ALSTOM COMMISSIONING ENGINEER CT7	OCT-2011
65	Engineering	ALSTOM POWER INC				2,828.00	553100	116521	ONSITE ALSTOM I&C ENGINEER - BLANKET PO LOAD CONTROL CT5	Dec-2011
66	Engineering	ALSTOM POWER INC				15,000.00	553100	118549	CORRECT SALES TAX ONSITE ALSTOM ASSESSMENT ENGINEER CT6	MAR-2012
67	Engineering	ALSTOM POWER INC				11,450.94	553100	118549	CORRECT SALES TAX ONSITE ALSTOM CONTROLS ENGINEER CT6	MAR-2012
68	Engineering	ALSTOM POWER INC				1,500.00	512100	49038578	TECHNICAL ASSISTANCE FOR MILL INSPECTIONS	APR-2011
69	Engineering	ALSTOM POWER INC				500.00	512100	49038578	TECHNICAL ASSISTANCE FOR TUBE FAILURE TRACKING UNIT 1	APR-2011
70	Engineering	ALSTOM POWER INC				500.00	512100	49038578	TECHNICAL ASSISTANCE FOR TUBE FAILURE TRACKING UNIT 2	APR-2011
71	Engineering	ALSTOM POWER INC				500.00	512100	49038578	TECHNICAL ASSISTANCE FOR TUBE FAILURE TRACKING UNIT 3	APR-2011
72	Engineering	ALSTOM POWER INC				10,400.00	512100	49048526	UNIT 3 OUTAGE SUPPORT (3/19 AND 3/26/11	APR-2011
73	Engineering	ALSTOM POWER INC				34,500.00	512100	49048561	UNIT 3 OUTAGE SUPPORT 4/2 THRU 4/23/11	MAY-2011
74	Engineering	ALSTOM POWER INC				15,950.00	512100	49048562	TECHNICAL ASSISTANCE FOR UNIT 1 BOILER AND PULVERIZER INSPECTIONS	APR-2011
75	Engineering	ALSTOM POWER INC				36,519.40	512100	49048563	TECHNICAL ASSISTANCE FOR UNIT 3 BOILER AND PULVERIZER INSPECTIONS	APR-2011
76	Engineering	ALSTOM POWER INC				8,088.00	512100	49058531	INSPECTION SERVICES FOR THE UNIT 1 SSH OUTLET AND ECON INLET HEADERS	MAY-2011
77	Engineering	ALSTOM POWER INC				4,411.20	512100	49058532	INSPECTION SERVICES FOR THE UNIT 3 BURNER CORNER ATTACHMENT INSPECTIONS.	MAY-2011
78	Engineering	ALSTOM POWER INC				13,190.00	512100	49058573	UNIT 3 OUTAGE SUPPORT 4/30 & 5/7/11	MAY-2011
79	Engineering	ALSTOM POWER INC				39,328.00	512100	49058578	PERFORM SUPERHEAT OUTLET HEADER INSPECTION (PLEASE CONTACT TIM HARRISON TO SCHEDULE TIME)	MAY-2011
80	Engineering	ALSTOM POWER INC				34,048.80	512100	49058579	PROVIDE INSPECTION SERVICES AND CONDITION ASSESSMENT ON THE VERTICAL REHEAT OUTLET HEADER ON GHENT 3	MAY-2011
81	Engineering	ALSTOM POWER INC				16,302.00	510100	49068523	CORRECT SALES TAX ALSTOM: THURSTON: LGE MC1 Burner Corner Tube Lab Inspection Proposal #10-JMC-047 rev. 1 dated 3/30/2011	Jun-2011
82	Engineering	ALSTOM POWER INC				2,640.00	512100	49068536	TECHNICAL ASSISTANCE FOR UNIT 1 BOILER AND PULVERIZER INSPECTIONS	Jun-2011
83	Engineering	ALSTOM POWER INC				3,960.00	512100	49068537	TECHNICAL ASSISTANCE FOR UNIT 3 BOILER AND PULVERIZER INSPECTIONS	Jun-2011
84	Engineering	ALSTOM POWER INC				5,851.38	512100	49068548	FURNISH LABOR FOR ADDITIONAL INSPECTION ON GHENT 3 PULVERIZERS AND BOILER	Jun-2011
85	Engineering	ALSTOM POWER INC				4,590.30	512100	49068548	FURNISH LABOR FOR ADDITIONAL INSPECTION ON GHENT 3 PULVERIZERS AND BOILER	Jun-2011
86	Engineering	ALSTOM POWER INC				12,500.00	512100	49068549	UNIT 3 OUTAGE SUPPORT 4/2 THRU 6/11/11	Jun-2011
87	Engineering	ALSTOM POWER INC				1,500.00	512100	49078500	TECHNICAL ASSISTANCE FOR MILL INSPECTIONS	JUL-2011
88	Engineering	ALSTOM POWER INC				500.00	512100	49078500	TECHNICAL ASSISTANCE FOR TUBE FAILURE TRACKING UNIT 1	JUL-2011
89	Engineering	ALSTOM POWER INC				500.00	512100	49078500	TECHNICAL ASSISTANCE FOR TUBE FAILURE TRACKING UNIT 2	JUL-2011
90	Engineering	ALSTOM POWER INC				500.00	512100	49078500	TECHNICAL ASSISTANCE FOR TUBE FAILURE TRACKING UNIT 3	JUL-2011
91	Engineering	ALSTOM POWER INC				4,256.50	506100	49078508	LABOR TO INSPECT TYRONE BOILER #5	JUL-2011
92	Engineering	ALSTOM POWER INC				4,500.00	512100	49078514	TUBE SAMPLE ANALYSIS AND ENGINEERING SUPPORT FOR U2 SUPERHEAT PENDANT PLATEN TUBE FAILURE	JUL-2011
93	Engineering	ALSTOM POWER INC				5,700.00	512100	49078515	PAYMENT OF INVOICE #49078515--UNIT 2 OUTAGE SUPPORT FOR 5/28/11	JUL-2011
94	Engineering	ALSTOM POWER INC				11,400.00	512100	49078516	PAYMENT OF INVOICE #49078516--UNIT 4 OUTAGE SUPPORT FOR THE PERIOF 5/14 AND 5/21/11	JUL-2011
95	Engineering	ALSTOM POWER INC				7,980.00	512100	49078578	UNIT 3 OUTAGE SUPPORT 7/2 THRU 7/9/11	JUL-2011
96	Engineering	ALSTOM POWER INC				1,102.80	512100	49078579	INSPECTION SERVICES FOR THE UNIT 3 BURNER CORNER ATTACHMENT INSPECTIONS.	JUL-2011

KENTUCKY UTILITIES COMPANY
Case No. 2012- 00221
Analysis of Professional Services Expenses For the Test Year

(A)	(B)	(C)	(D)	(E)	(F)	(G)	(H)	(I)		
Line No.	Type	Vendor	Rate Case	Audit	Other	Total	Account	Invoice	Description	Period
97	Engineering	ALSTOM POWER INC				2,022.00	512100	49078580	INSPECTION SERVICES FOR THE UNIT 1 SSH OUTLET AND ECON INLET HEADERS	JUL-2011
98	Engineering	ALSTOM POWER INC				8,512.20	512100	49078581	PROVIDE INSPECTION SERVICES AND CONDITION ASSESSMENT ON THE VERTICAL REHEAT OUTLET HEADER ON GHENT 3	JUL-2011
99	Engineering	ALSTOM POWER INC				9,832.00	512100	49078582	PERFORM SUPERHEAT OUTLET HEADER INSPECTION (PLEASE CONTACT TIM HARRISON TO SCHEDULE TIME)	JUL-2011
100	Engineering	ALSTOM POWER INC				5,700.00	512100	49098515	PAYMENT OF INVOICE 49098515--UNIT 1 OUTAGE SUPPORT	SEP-2011
101	Engineering	ALSTOM POWER INC				5,700.00	512100	49098523	PAYMENT OF INVOICE #49098523--UNIT 2 OUTAGE SUPPORT	SEP-2011
102	Engineering	ALSTOM POWER INC				5,700.00	512100	49098524	PAYMENT OF INVOICE #49098524--UNIT 3 OUTAGE SUPPORT	SEP-2011
103	Engineering	ALSTOM POWER INC				5,700.00	512100	49098525	PAYMENT OF INVOICE #49098525--UNIT 4 OUTAGE SUPPORT	SEP-2011
104	Engineering	ALSTOM POWER INC				31,684.93	510100	49098545	CORRECT SALES TAX CORRISON FATIGUE STUDY FOR LGE/KU BROWN UNIT /2 &3, MILL CREEK UNIT 1,GHENT 1,2,3&4 , TRIMBLE UNIT 1 CANE RUN UNIT 5.....	NOV-2011
105	Engineering	ALSTOM POWER INC				1,000.00	512100	49098563	TECHNICAL ASSISTANCE FOR TUBE FAILURE TRACKING UNIT 1	OCT-2011
106	Engineering	ALSTOM POWER INC				1,000.00	512100	49098563	TECHNICAL ASSISTANCE FOR TUBE FAILURE TRACKING UNIT 2	OCT-2011
107	Engineering	ALSTOM POWER INC				1,000.00	512100	49098563	TECHNICAL ASSISTANCE FOR TUBE FAILURE TRACKING UNIT 3	OCT-2011
108	Engineering	ALSTOM POWER INC				33,174.64	512100	49108516	HOT AIR FLOW TESTING, FINENESS TESTING & MILL TESTING ON UNIT 3	OCT-2011
109	Engineering	ALSTOM POWER INC				14,720.00	512100	49108552	SERVICE ENGINEER FOR WEEK ENDING 9/3/2011, 10/15/2011, & 10/22/2011 FOR DE SUPPORT AND U-3 MILL INVESTIGATION	OCT-2011
110	Engineering	ALSTOM POWER INC				34,800.00	512100	49108553	Perform boiler assessment for Unit 2 boiler as per quote #11 - JMC - 013 dated 8/11/11	OCT-2011
111	Engineering	ALSTOM POWER INC				32,657.25	512100	49108554	BROWN 2: PULVERIZER TECHNICAL SUPPORT FOR OUTAGE	OCT-2011
112	Engineering	ALSTOM POWER INC				80,359.60	512100	49118512	Perform Condition Assessment for Unit 2 Boiler Components Per Proposal # 11-CAS - 090 Dated 8/3/11	NOV-2011
113	Engineering	ALSTOM POWER INC				13,277.00	512100	49118554	Perform boiler assessment for Unit 2 boiler as per quote #11 - JMC - 013 dated 8/11/11	NOV-2011
114	Engineering	ALSTOM POWER INC				55,587.60	510100	49118561	CORRISON FATIGUE STUDY FOR LGE/KU BROWN UNIT /2 &3, MILL CREEK UNIT 1,GHENT 1,2,3&4 , TRIMBLE UNIT 1 CANE RUN UNIT 5.....	Jan-2012
115	Engineering	ALSTOM POWER INC				3,000.00	512100	49128509	TECHNICAL ASSISTANCE FOR MILL INSPECTIONS	Dec-2011
116	Engineering	ALSTOM POWER INC				5,679.00	512100	49128510	BROWN 2: PULVERIZER TECHNICAL SUPPORT FOR OUTAGE	Dec-2011
117	Engineering	ALSTOM POWER INC				26,220.00	512100	49128517	PAYMENT OF INVOICE 49128517--SERVICE ENGINEER FOR DE WORK AT GHENT	Dec-2011
118	Engineering	ALSTOM POWER INC				18,343.91	510100	49128529	CORRISON FATIGUE STUDY FOR LGE/KU BROWN UNIT /2 &3, MILL CREEK UNIT 1,GHENT 1,2,3&4 , TRIMBLE UNIT 1 CANE RUN UNIT 5.....	Jan-2012
119	Engineering	ALSTOM POWER INC				1,100.00	512100	49128550	TEST SAMPLE FROM AIR HEATER	Dec-2011
120	Engineering	ALSTOM POWER INC				2,847.40	512100	49128572	Perform Condition Assessment for Unit 2 Boiler Components Per Proposal # 11-CAS - 090 Dated 8/3/11	Dec-2011
121	Engineering	ALSTOM POWER INC				3,090.00	512100	59018717	LABOR FOR TUBE SAMPLE ANALYSIS	Jan-2012
122	Engineering	ALSTOM POWER INC				56,275.00	512100	59028707	GHENT 2012 SUPPORT FOR THE FIRST QUARTER	MAR-2012
123	Engineering	ALSTOM POWER INC				36,140.00	512100	59038522	FURNISH ADDITIONAL BOILER INSPECTION LABOR TO ASSIST WITH THE INSPECTION OF CRITICAL AREAS OF THE BOILER DURING THE GHENT 1 SPRING OUTAGE. 2 PEOPLE 10 HOURS PER DAY FOR 10 DAYS	MAR-2012
124	Engineering	ALSTOM POWER INC				9,963.65	512100	59038709	T/M allowance for field supervision of mill rebuild	MAR-2012
125	Engineering	ALSTOM POWER INC				1,500.00	512100	59038726	TECHNICAL ASSISTANCE FOR MILL INSPECTIONS	MAR-2012
126	Engineering	ALSTOM POWER INC				500.00	512100	59038726	TECHNICAL ASSISTANCE FOR TUBE FAILURE TRACKING UNIT 1	MAR-2012
127	Engineering	ALSTOM POWER INC				500.00	512100	59038726	TECHNICAL ASSISTANCE FOR TUBE FAILURE TRACKING UNIT 2	MAR-2012
128	Engineering	ALSTOM POWER INC				500.00	512100	59038726	TECHNICAL ASSISTANCE FOR TUBE FAILURE TRACKING UNIT 3	MAR-2012
129	Engineering	ALSTOM POWER INC				580.00	512100	99772880	LABOR FOR OPENING SERVICE CENTER AFTER HOURS	APR-2011
130	Engineering	ALSTOM POWER INC				1,536.42	512100	99789948	INVENTORY MANAGEMENT FEES	Dec-2011
131	Engineering	ALSTOM POWER INC				853.49	512100	99789948	INVENTORY MANAGEMENT FEES	Dec-2011
132	Engineering	ALSTOM POWER INC				807.29	512100	99789948	INVENTORY MANAGEMENT FEES	Dec-2011
133	Engineering	ALSTOM POWER INC				957.15	512100	99790346	CORRECT SALES TAX INVENTORY MANAGEMENT FEES	Jan-2012
134	Engineering	ALSTOM POWER INC				44,250.00	512100	99794312	Labor to repair rotating assembly, GP-15320-RBLD	MAR-2012
135	Engineering	ALSTOM POWER INC				300.00	512100	99795287	Clean/Blast & Remove The Pyrite Gate / Seal Ring / Cover Ring From Bearing Plate	MAR-2012
136	Engineering	ALSTOM POWER INC				750.00	512100	99795852	Inspect and repair thrust bearing retainer, 7002003-REP	MAR-2012
137	Engineering	ALSTOM POWER INC				4,651.20	510100	590038525	ALSTOM POWER - THURSTON - CONSULTING FEE FOR METALLURGICAL ANALYSIS OF WATERWALL TUBES FROM TC1 (Will be invoiced at a later date)	MAR-2012
138	Engineering	ALSTOM POWER INC				1,800.00	553100	113590RI	INSPECTION OF IGNITION TORCH FOR KENTUCKY UTILITIES	JUL-2011
139	Engineering	ALSTOM POWER INC				5,780.00	512100	49128549BR	TFA FOR TUBE LEAK REPAIR	Dec-2011

KENTUCKY UTILITIES COMPANY
Case No. 2012- 00221
Analysis of Professional Services Expenses For the Test Year

(A)	(B)	(C)	(D)	(E)	(F)	(G)	(H)	(I)		
Line No.	Type	Vendor	Rate Case	Audit	Other	Total	Account	Invoice	Description	Period
140	Engineering	ARCADIS				1,256.00	542100	388524	Perform Seismic Safety Evaluation on Dix Dam in Accordance with Proposal Dated March 25th, 2011	Jun-2011
141	Engineering	ARCADIS				7,833.25	542100	0394412	Perform Seismic Safety Evaluation on Dix Dam in Accordance with Proposal Dated March 25th, 2011	AUG-2011
142	Engineering	ARCADIS				2,620.00	542100	0394536	Dix Dam 2 Dimensional Modeling	JUL-2011
143	Engineering	ARCADIS				1,077.00	542100	0399987	Dix Dam 2 Dimensional Modeling	AUG-2011
144	Engineering	ARCADIS				13,110.15	542100	0400002	Perform Seismic Safety Evaluation on Dix Dam in Accordance with Proposal Dated March 25th, 2011	AUG-2011
145	Engineering	ARCADIS				17,144.90	542100	0406070	Perform Seismic Safety Evaluation on Dix Dam in Accordance with Proposal Dated March 25th, 2011	SEP-2011
146	Engineering	ARCADIS				10,626.65	542100	0412169	Perform Seismic Safety Evaluation on Dix Dam in Accordance with Proposal Dated March 25th, 2011	OCT-2011
147	Engineering	ARCADIS				41,741.05	542100	419828	Perform Seismic Safety Evaluation on Dix Dam in Accordance with Proposal Dated March 25th, 2011	Dec-2011
148	Engineering	ARCADIS				8,213.36	553100	433851	Gas Pipeline Movement Analysis	Feb-2012
149	Engineering	BABCOCK & WILCOX COMPANY				3,400.00	512011	BA60236899	REPAIR 2 BHA POWER GUARD SQ-300 CONTROLLERS (2@ 1700/EA)	AUG-2011
150	Engineering	BLACK AND VEATCH CORP				18,452.00	514100	1114788	Remote performance monitoring	APR-2011
151	Engineering	BLACK AND VEATCH CORP				6,151.00	514100	1114788	Remote performance monitoring for Green River Units 3 & 4 - , 2011	APR-2011
152	Engineering	BLACK AND VEATCH CORP				6,151.00	514100	1114788	Remote performance monitoring for Green River Units 3 & 4 - February, 2011	APR-2011
153	Engineering	BLACK AND VEATCH CORP				6,151.00	514100	1114788	Remote performance monitoring for Green River Units 3 & 4 - January, 2011	APR-2011
154	Engineering	BLACK AND VEATCH CORP				8,249.00	514100	1116733	REMOTE PERFORMANCE MONITORING FOR 2011 AND PARTIAL 2015 PAYMENT	MAY-2011
155	Engineering	BLACK AND VEATCH CORP				10,992.00	512100	1116734	POWERPLANTMD COSTS FOR GHENT UNITS 1,2,3 & 4 APRIL 2011	MAY-2011
156	Engineering	BLACK AND VEATCH CORP				6,151.00	514100	1116735	Remote performance monitoring for Green River 3 & 4 - April, 2011	MAY-2011
157	Engineering	BLACK AND VEATCH CORP				8,249.00	514100	1118094	REMOTE PERFORMANCE MONITORING FOR 2011 AND PARTIAL 2015 PAYMENT	MAY-2011
158	Engineering	BLACK AND VEATCH CORP				10,992.00	512100	1118097	POWERPLANTMD COSTS FOR GHENT UNITS 1,2,3 & 4 MAY 2011	MAY-2011
159	Engineering	BLACK AND VEATCH CORP				6,151.00	514100	1118102	Remote performance monitoring for Green River Units 3 & 4 - May 2011	MAY-2011
160	Engineering	BLACK AND VEATCH CORP				6,151.00	514100	1119124	Remote performance monitoring for Green River Units 3 & 4 - June, 2011	Jun-2011
161	Engineering	BLACK AND VEATCH CORP				10,992.00	512100	1119125	POWERPLANTMD COSTS FOR GHENT UNITS 1,2,3 & 4 JUNE 2011	Jun-2011
162	Engineering	BLACK AND VEATCH CORP				8,249.00	514100	1119129	REMOTE PERFORMANCE MONITORING FOR 2011 AND PARTIAL 2015 PAYMENT	Jun-2011
163	Engineering	BLACK AND VEATCH CORP				8,249.00	514100	1121170	REMOTE PERFORMANCE MONITORING FOR 2011 AND PARTIAL 2015 PAYMENT	JUL-2011
164	Engineering	BLACK AND VEATCH CORP				10,992.00	512100	1121171	POWERPLANTMD COSTS FOR GHENT UNITS 1,2,3 & 4 JULY 2011	JUL-2011
165	Engineering	BLACK AND VEATCH CORP				6,151.00	514100	1121173	Remote performance monitoring for GR Units 3 & 4 - July, 2011	JUL-2011
166	Engineering	BLACK AND VEATCH CORP				8,249.00	514100	1124049	REMOTE PERFORMANCE MONITORING FOR 2011 AND PARTIAL 2015 PAYMENT	SEP-2011
167	Engineering	BLACK AND VEATCH CORP				10,992.00	512100	1124050	POWERPLANTMD COSTS FOR GHENT UNITS 1,2,3 & 4 FOR AUGUST 2011	OCT-2011
168	Engineering	BLACK AND VEATCH CORP				6,151.00	514100	1124051	Remote performance monitoring for Green River Units 3 & 4 - August, 2011	SEP-2011
169	Engineering	BLACK AND VEATCH CORP				8,249.00	514100	1124786	REMOTE PERFORMANCE MONITORING FOR 2011 AND PARTIAL 2015 PAYMENT	SEP-2011
170	Engineering	BLACK AND VEATCH CORP				10,992.00	512100	1124788	POWERPLANTMD COSTS FOR GHENT UNITS 1,2,3 & 4 FOR SEPTEMBER 2011	SEP-2011
171	Engineering	BLACK AND VEATCH CORP				6,151.00	514100	1124801	Remote performance monitoring for GR Units 3 & 4 - Sept., 2011	SEP-2011
172	Engineering	BLACK AND VEATCH CORP				8,249.00	514100	1126311	REMOTE PERFORMANCE MONITORING FOR 2011 AND PARTIAL 2015 PAYMENT	OCT-2011
173	Engineering	BLACK AND VEATCH CORP				10,992.00	512100	1126313	PAYMENT OF INVOICE #1126313--PAYMENT OF INVOICE #1130908- POWERPLANTMD COSTS FOR GHENT UNITS 1,2,3 & 4 FOR OCT 2011	Jan-2012
174	Engineering	BLACK AND VEATCH CORP				6,151.00	514100	1126315	remote performance monitoring for Units 3 & 4 - October, 2011	OCT-2011
175	Engineering	BLACK AND VEATCH CORP				10,992.00	512100	1128583	PAYMENT OF INVOICE #1128583--PAYMENT OF INVOICE #1130908- POWERPLANTMD COSTS FOR GHENT UNITS 1,2,3 & 4 FOR NOV 2011	Jan-2012
176	Engineering	BLACK AND VEATCH CORP				8,249.00	514100	1128590	REMOTE PERFORMANCE MONITORING FOR 2011 AND PARTIAL 2015 PAYMENT	NOV-2011
177	Engineering	BLACK AND VEATCH CORP				6,151.00	514100	1128610	Remote performance monitoring for Units 3 & 4 - November, 2011	NOV-2011
178	Engineering	BLACK AND VEATCH CORP				8,249.00	514100	1130904	REMOTE PERFORMANCE MONITORING FOR 2011 AND PARTIAL 2015 PAYMENT	Dec-2011
179	Engineering	BLACK AND VEATCH CORP				6,151.00	514100	1130906	Remote performance monitoring for Units 3 & 4 - December, 2011	Dec-2011
180	Engineering	BLACK AND VEATCH CORP				10,992.00	512100	1130908	PAYMENT OF INVOICE #1130908-POWERPLANTMD COSTS FOR GHENT UNITS 1,2,3 & 4 FOR DEC 2011	Jan-2012

KENTUCKY UTILITIES COMPANY
Case No. 2012- 00221
Analysis of Professional Services Expenses For the Test Year

(A)	(B)	(C)	(D)	(E)	(F)	(G)	(H)	(I)		
Line No.	Type	Vendor	Rate Case	Audit	Other	Total	Account	Invoice	Description	Period
181	Engineering	BLACK AND VEATCH CORP				8,249.00	514100	1133827	REMOTE PERFORMANCE MONITORING FOR 2011 AND PARTIAL 2015 PAYMENT	MAR-2012
182	Engineering	BLACK AND VEATCH CORP				10,992.00	512100	1133828	POWERPLANTMD COSTS FOR GHENT UNITS 1,2,3 & 4 - JANUARY 2012	Feb-2012
183	Engineering	BLACK AND VEATCH CORP				6,151.00	514100	1133830	Remote Performance Monitoring of Units 3 & 4 - January, 2012	Feb-2012
184	Engineering	BLACK AND VEATCH CORP				6,151.00	514100	1135359	Remote Performance Monitoring for Units 3 & 4 - February, 2012	MAR-2012
185	Engineering	BLACK AND VEATCH CORP				10,992.00	512100	1135360	POWERPLANTMD COSTS FOR GHENT UNITS 1,2,3 & 4 - FEBRUARY 2012	MAR-2012
186	Engineering	BLACK AND VEATCH CORP				8,249.00	514100	1135361	REMOTE PERFORMANCE MONITORING FOR 2011 AND PARTIAL 2015 PAYMENT	MAR-2012
187	Engineering	BURNS AND MC DONNELL				33,176.53	500900	617703	CORRECT ACCT - 316 (a) Demonstration Study PER CONTRACT	SEP-2011
188	Engineering	BURNS AND MC DONNELL				13,012.16	500900	617706	CORRECT ACCT - 316 (a) Demonstration Study PER CONTRACT	Feb-2012
189	Engineering	BURNS AND MC DONNELL				3,067.44	502900	5554113	BURNS & MCDONNELL: ORLANDO/BLACK: PO 44112 INCREASE	APR-2011
190	Engineering	CARMA INTERNATIONAL INC				1,715.00	930191	16029	research and data processing	MAY-2011
191	Engineering	CARMA INTERNATIONAL INC				840.00	930191	16065	research and data processing	Jun-2011
192	Engineering	CARMA INTERNATIONAL INC				1,715.00	930191	16093	research and data processing	Jun-2011
193	Engineering	CARMA INTERNATIONAL INC				840.00	930191	16122	research and data processing	JUL-2011
194	Engineering	CARMA INTERNATIONAL INC				1,715.00	930191	16159	research and data processing	AUG-2011
195	Engineering	CARMA INTERNATIONAL INC				840.00	930191	16195	research and data processing	OCT-2011
196	Engineering	CARMA INTERNATIONAL INC				1,750.00	923100	16207	Media monitoring - invoice no. 16207	OCT-2011
197	Engineering	CARMA INTERNATIONAL INC				1,715.00	930191	16228	research and data processing	NOV-2011
198	Engineering	CARMA INTERNATIONAL INC				1,816.67	930191	16252	Monthly monitoring October 2011	NOV-2011
199	Engineering	CARMA INTERNATIONAL INC				840.00	930191	16268	research and data processing	NOV-2011
200	Engineering	CARMA INTERNATIONAL INC				1,970.12	930191	16296	Monthly monitoring October 2011	Dec-2011
201	Engineering	CARMA INTERNATIONAL INC				1,715.00	930191	16316	research and data processing	Dec-2011
202	Engineering	CARMA INTERNATIONAL INC				1,984.33	930191	16338	monthly monitoring- Dec 2011 Burrelles- November 2011	Jan-2012
203	Engineering	CARMA INTERNATIONAL INC				840.00	930191	16358	research and data processing	Jan-2012
204	Engineering	CARMA INTERNATIONAL INC				1,995.95	930191	16391	January Monthly media monitoring	Feb-2012
205	Engineering	CARMA INTERNATIONAL INC				1,715.00	930191	16403	research and data processing	Feb-2012
206	Engineering	CARMA INTERNATIONAL INC				1,576.04	930191	16418	Monthly Media Monitoring - inv 16418 February monitoring	MAR-2012
207	Engineering	CARMA INTERNATIONAL INC				840.00	930191	16435	research and data processing	MAR-2012
208	Engineering	CATALYST AIR MANAGEMENT INC				18,380.00	502100	2010181	RATA TESTING FOR EW BROWN STATION INV.	JUL-2011
209	Engineering	CATALYST AIR MANAGEMENT INC				5,222.00	554100	2011023	MOBILIZATION AND TESTING JAN 31ST- FEB 6TH, 2011	MAY-2011
210	Engineering	CATALYST AIR MANAGEMENT INC				5,222.00	554100	2011023	MOBILIZATION AND TESTING JAN 31ST- FEB 6TH, 2011	MAY-2011
211	Engineering	CATALYST AIR MANAGEMENT INC				5,222.00	554100	2011023	MOBILIZATION AND TESTING JAN 31ST- FEB 6TH, 2011	MAY-2011
212	Engineering	CATALYST AIR MANAGEMENT INC				5,222.00	554100	2011023	MOBILIZATION AND TESTING JAN 31ST- FEB 6TH, 2011	MAY-2011
213	Engineering	CATALYST AIR MANAGEMENT INC				5,222.00	554100	2011023	MOBILIZATION AND TESTING JAN 31ST- FEB 6TH, 2011	MAY-2011
214	Engineering	CATALYST AIR MANAGEMENT INC				7,629.00	554100	2011037	Mobilization and Testing Jan 31st - Feb 6th PM, CO / VOC, App E Testing	Jun-2011
215	Engineering	CATALYST AIR MANAGEMENT INC				7,629.00	554100	2011037	Mobilization and Testing Jan 31st - Feb 6th PM, CO / VOC, App E Testing	Jun-2011
216	Engineering	CATALYST AIR MANAGEMENT INC				7,629.00	554100	2011037	Mobilization and Testing Jan 31st - Feb 6th PM, CO / VOC, App E Testing	Jun-2011
217	Engineering	CATALYST AIR MANAGEMENT INC				7,629.00	554100	2011037	Mobilization and Testing Jan 31st - Feb 6th PM, CO / VOC, App E Testing	Jun-2011
218	Engineering	CATALYST AIR MANAGEMENT INC				10,156.00	502100	2011049	PM TESTING FOR EW BROWN STATION INV. 2011-049 DATED 5/26/11	Jun-2011
219	Engineering	CATALYST AIR MANAGEMENT INC				6,552.00	502100	2011049	PM TESTING FOR EW BROWN STATION INV. 2011-049 DATED 5/26/11	Jun-2011
220	Engineering	CATALYST AIR MANAGEMENT INC				16,120.00	502100	2011054	RATA TESTING FOR GHENT STATION INV. 2011-054 DATED 6/13/11	JUL-2011
221	Engineering	CATALYST AIR MANAGEMENT INC				16,744.00	502100	2011059	RATA TESTING FOR GHENT STATION INV. 2011-059 DATED 6/23/11	JUL-2011
222	Engineering	CATALYST AIR MANAGEMENT INC				4,264.00	502100	2011060	PM TESTING FOR BROWN STATION INV. 2011-060DATED 6/23/11	JUL-2011
223	Engineering	CATALYST AIR MANAGEMENT INC				15,936.00	921003	2011063	RATA TESTING FOR GREEN RIVER STATION INV. 2011-063 DATED 6/29/11	AUG-2011
224	Engineering	CATALYST AIR MANAGEMENT INC				6,448.00	921003	2011064	RATA TESTING FOR GREEN RIVER STATION INV. 2011-064 DATED 6/29/11	AUG-2011
225	Engineering	CATALYST AIR MANAGEMENT INC				10,192.00	921003	2011094	RATA TESTING FOR GHENT STATION INV. 2011-094 DATED 8/19/11	AUG-2011
226	Engineering	CATALYST AIR MANAGEMENT INC				4,264.00	921003	2011137	RATA TESTING FOR EW BROWN U3 INV. 2011-137 DATED 12/8/11	Dec-2011
227	Engineering	CATALYST AIR MANAGEMENT INC				12,272.00	921003	2012009	RATA TESTING FOR E.W. BROWN INV 2012-009 DATED 2/29/12	MAR-2012
228	Engineering	CDI INFRASTRUCTURE LLC DBA L R KIMBALL				1,908.00	510100	511871	LR KIMBALL: WHITE: Aerial Mapping - Zorn CTS, Paddy's Run, Pineville, Haefling CTS, and Ohio Falls	Dec-2011
229	Engineering	CDI INFRASTRUCTURE LLC DBA L R KIMBALL				11,031.00	501090	510629D	2011 STOCKPILE INVENTORY - GHENT	NOV-2011
230	Engineering	CDI INFRASTRUCTURE LLC DBA L R KIMBALL				7,361.50	501090	510629E	2011 STOCKPILE INVENTORY - BROWN	NOV-2011
231	Engineering	CDI INFRASTRUCTURE LLC DBA L R KIMBALL				6,680.00	501091	510629F	2011 STOCKPILE INVENTORY - GREEN RIVER	NOV-2011
232	Engineering	CDI INFRASTRUCTURE LLC DBA L R KIMBALL				6,276.00	501090	510629G	2011 STOCKPILE INVENTORY - TYRONE	NOV-2011
233	Engineering	CLEAN AIR ENGINEERING INC				12,813.00	513100	228761128855	WORK SCOPE TO PERFORM CIRCULATING WATER FLOW TEST PER CLEAN AIR PROPOSAL 36680 R1	JUL-2011
234	Engineering	CLEAN AIR ENGINEERING INC				8,929.00	513100	229101130655	WORK SCOPE IN CLEAN AIR PROPOSAL 36738	AUG-2011
235	Engineering	CLEAN AIR ENGINEERING INC				7,714.00	513100	230031135055	WORK SCOPE IN CLEAN AIR ENGINEERING PROPOSAL 36839 RO	SEP-2011
236	Engineering	DESIGN COLLABORATIVE INC				6,506.25	923100	110301	Labor	APR-2011

KENTUCKY UTILITIES COMPANY
Case No. 2012- 00221
Analysis of Professional Services Expenses For the Test Year

(A)	(B)	(C)	(D)	(E)	(F)	(G)	(H)	(I)		
Line No.	Type	Vendor	Rate Case	Audit	Other	Total	Account	Invoice	Description	Period
237	Engineering	DESIGN COLLABORATIVE INC				297.00	921902	110301	Labor	APR-2011
238	Engineering	DESIGN COLLABORATIVE INC				187.50	921004	110301	Labor	APR-2011
239	Engineering	DESIGN COLLABORATIVE INC				50.00	921004	110301	Labor	APR-2011
240	Engineering	DESIGN COLLABORATIVE INC				3,865.75	923100	110401	Labor	MAY-2011
241	Engineering	DESIGN COLLABORATIVE INC				762.50	921004	110401	Labor	MAY-2011
242	Engineering	DESIGN COLLABORATIVE INC				525.00	921004	110401	Labor	MAY-2011
243	Engineering	DESIGN COLLABORATIVE INC				337.50	921004	110401	Labor	MAY-2011
244	Engineering	DESIGN COLLABORATIVE INC				300.00	921004	110401	Labor	MAY-2011
245	Engineering	DESIGN COLLABORATIVE INC				150.00	921004	110401	Labor	MAY-2011
246	Engineering	DESIGN COLLABORATIVE INC				87.50	921004	110401	Labor	MAY-2011
247	Engineering	DESIGN COLLABORATIVE INC				1,871.25	923100	110501	Labor	Jun-2011
248	Engineering	DESIGN COLLABORATIVE INC				1,528.03	921004	110501	Labor	Jun-2011
249	Engineering	DESIGN COLLABORATIVE INC				790.00	921004	110501	Labor	Jun-2011
250	Engineering	DESIGN COLLABORATIVE INC				287.50	908005	110501	Labor	Jun-2011
251	Engineering	DESIGN COLLABORATIVE INC				4,068.75	923100	110601	Labor	JUL-2011
252	Engineering	DESIGN COLLABORATIVE INC				663.25	921004	110601	Labor	JUL-2011
253	Engineering	DESIGN COLLABORATIVE INC				287.50	908005	110601	Labor	JUL-2011
254	Engineering	DESIGN COLLABORATIVE INC				194.25	500900	110601	Labor	JUL-2011
255	Engineering	DESIGN COLLABORATIVE INC				5,785.25	923100	110701	Labor	AUG-2011
256	Engineering	DESIGN COLLABORATIVE INC				975.00	921004	110701	Labor	AUG-2011
257	Engineering	DESIGN COLLABORATIVE INC				726.81	921004	110701	Labor	AUG-2011
258	Engineering	DESIGN COLLABORATIVE INC				100.00	921004	110701	Labor	AUG-2011
259	Engineering	DESIGN COLLABORATIVE INC				8,246.00	923100	110801	Labor	OCT-2011
260	Engineering	DESIGN COLLABORATIVE INC				687.50	921004	110801	Labor	OCT-2011
261	Engineering	DESIGN COLLABORATIVE INC				426.43	921004	110801	Labor	OCT-2011
262	Engineering	DESIGN COLLABORATIVE INC				181.25	588100	110801	Labor	OCT-2011
263	Engineering	DESIGN COLLABORATIVE INC				3,200.00	923100	110901	DESIGN SERVICES FOR VARIOUS PROJECTS AND SYSTEM MAINTENANCE	NOV-2011
264	Engineering	DESIGN COLLABORATIVE INC				418.75	921902	110901	DESIGN SERVICES FOR VARIOUS PROJECTS AND SYSTEM MAINTENANCE	NOV-2011
265	Engineering	DESIGN COLLABORATIVE INC				87.50	901001	110901	DESIGN SERVICES FOR VARIOUS PROJECTS AND SYSTEM MAINTENANCE	NOV-2011
266	Engineering	DESIGN COLLABORATIVE INC				400.00	921004	111101	DESIGN COLLABORATIVE- DESIGN SERVICES (INV #11-1101 DATED 11/19/2011)	Dec-2011
267	Engineering	DESIGN COLLABORATIVE INC				37.50	921004	111101	DESIGN COLLABORATIVE- DESIGN SERVICES (INV #11-1101 DATED 11/19/2011)	Dec-2011
268	Engineering	DESIGN COLLABORATIVE INC				4,982.39	923100	120112	DESIGN COLLABORATIVE- INV #12-0112 DATED 1/31/2012 - OFFICE SPACE DESIGN SERVICES	Feb-2012
269	Engineering	DESIGN COLLABORATIVE INC				92.27	921004	120112	DESIGN COLLABORATIVE- INV #12-0112 DATED 1/31/2012 - OFFICE SPACE DESIGN SERVICES	Feb-2012
270	Engineering	DESIGN COLLABORATIVE INC				6,684.30	923100	1110001	DESIGN COLLABORATIVE - DESIGN SERVICES FOR OCT 2011 - INV #11-1001	NOV-2011
271	Engineering	DESIGN COLLABORATIVE INC				662.50	921004	1110001	DESIGN COLLABORATIVE - DESIGN SERVICES FOR OCT 2011 - INV #11-1001	NOV-2011
272	Engineering	DESIGN COLLABORATIVE INC				143.75	901001	1110001	DESIGN COLLABORATIVE - DESIGN SERVICES FOR OCT 2011 - INV #11-1001	NOV-2011
273	Engineering	DESIGN COLLABORATIVE INC				133.50	500900	1110001	DESIGN COLLABORATIVE - DESIGN SERVICES FOR OCT 2011 - INV #11-1001	NOV-2011
274	Engineering	DESIGN COLLABORATIVE INC				99.75	500900	1110001	DESIGN COLLABORATIVE - DESIGN SERVICES FOR OCT 2011 - INV #11-1001	NOV-2011
275	Engineering	DESIGN COLLABORATIVE INC				300.00	921004	111001B	DESIGN COLLABORATIVE- MORGANFIELD NEW BLDG - BACK SPLASH FOR BREAK AREA - INV #11-1010B	NOV-2011
276	Engineering	DESIGN COLLABORATIVE INC				3,032.45	923100	111201A	DESIGN SERVICES FOR VARIOUS PROJECTS AND LOCATIONS- INV 11-1201A DATED 12-19-2011	Dec-2011
277	Engineering	ELONG INTERNATIONAL USA INC				263.49	908005	LGE110001	Elong International USA, Inc. Invoice # LGE 110001 for 60W interior sleeves; 75W interior sleeves; 60W 4pk exterior boxes; and 75W 2 pk exterior boxes	AUG-2011
278	Engineering	ELONG INTERNATIONAL USA INC				440.00	908005	LGE110002	Elong International USA, Inc. Invoice # LGE 110002; shipping carton materials for 13W bulbs	AUG-2011
279	Engineering	ENERGY MANAGEMENT AND SERVICES CO				695.12	553100	7819	UPDATE GAS PIPELINE OM&E PROCEDURES (NOT TO EXCEED 12000)	APR-2011
280	Engineering	ENERGY MANAGEMENT AND SERVICES CO				2,430.00	554100	8526	PERFORM ANALYSIS SPRING/FALL	SEP-2011
281	Engineering	ENERGY MANAGEMENT AND SERVICES CO				1,305.00	554100	8750	PERFORM ANALYSIS SPRING/FALL	NOV-2011
282	Engineering	ENGINEERED PUMP SERVICES INC				21,475.00	512100	45010	REPAIR LABOR TO RECONDITION OUR U-3/U-4 PACIFIC BOILER FEED PUMP MOD. #12RMLB-5 ROTATING ELEMENT	APR-2011
283	Engineering	ENGINEERED PUMP SERVICES INC				19,359.21	512100	45032	FURNISH A SERVICE ENGINEER TO ASSIST WITH THE DISASSEMBLY, INSPECTION, REPAIR AND RE-ASSEMBLY OF THE GHENT 3-1 BOILER FEED PUMP	MAY-2011
284	Engineering	ENGINEERED PUMP SERVICES INC				44,815.00	513100	45034	LABOR TO REPAIR UNIT 3-2 A-C 84X54W MCC CWP IMPELLER	MAY-2011
285	Engineering	ENGINEERED PUMP SERVICES INC				2,975.00	512100	45055	DISMANTLE, CLEAS, INSPECT & REPORT	MAY-2011

KENTUCKY UTILITIES COMPANY
Case No. 2012- 00221
Analysis of Professional Services Expenses For the Test Year

(A)	(B)	(C)	(D)	(E)	(F)	(G)	(H)	(I)		
Line No.	Type	Vendor	Rate Case	Audit	Other	Total	Account	Invoice	Description	Period
286	Engineering	ENGINEERED PUMP SERVICES INC				3,175.00	512100	45063	DISMANTLE AND CLEAN, INSPECT & FURNISH A REPORT FOR (10 IR 18"VEM BOILER CIR. WTR. PUMP	MAY-2011
287	Engineering	ENGINEERED PUMP SERVICES INC				23,865.00	512017	45077	LABOR TO REBUILD BYRON JACKSON 10X12X15 DSJH PUMP AS PER QUOTE# 54175-Q1	Jun-2011
288	Engineering	ENGINEERED PUMP SERVICES INC				20,276.00	512100	45123	REPAIR LABOR FOR U1/U2 BCWP	AUG-2011
289	Engineering	ENGINEERED PUMP SERVICES INC				2,385.00	512017	45127	DISMANTLE, CLEAN, INSPECT, AND REPART A BJ 10X12X15 DSJH U-2 ASH SLUICE PUMP	AUG-2011
290	Engineering	ENGINEERED PUMP SERVICES INC				15,400.00	512017	45129	Labor To Rebuild Spare U1 ASP	AUG-2011
291	Engineering	ENGINEERED PUMP SERVICES INC				25,554.00	512100	45144	REPAIR LABOR FOR A 12RMLB-5 STG BFP	AUG-2011
292	Engineering	ENGINEERED PUMP SERVICES INC				2,485.00	512017	45155	DISASSEMBLY,CLEANING,INSPECTION OF INGERSOLL RAND 6X16 JL ASH SLUICE PUMP AS PER QUOTE 54333-Q1	SEP-2011
293	Engineering	ENGINEERED PUMP SERVICES INC				12,625.00	512017	45173	REPAIR LABOR FOR A BYRON JACKSON 10X12X15 DSJH ASH PUMP	OCT-2011
294	Engineering	ENGINEERED PUMP SERVICES INC				27,539.00	512017	45193	REPAIR LABOR FOR AN I-R 6X16 JL ASH SLUICE PUMP	NOV-2011
295	Engineering	ENGINEERED PUMP SERVICES INC				2,465.00	512017	45198	EPS TO PERFORM A U-2 ASP IMPELLER PROFILE	Dec-2011
296	Engineering	ENGINEERED PUMP SERVICES INC				15,195.00	513100	45202	DISMANTLE, CLEAN, INPSECT, AND PROVIDE REPORT FOR AC-96X60 WMCC CIRCULATING WATER PUMP	Dec-2011
297	Engineering	ENGINEERED PUMP SERVICES INC				29,860.00	513100	45227	LABOR FOR REPAIRS TO A-C 96X60 WMCC #2-1 CIRCULATING WATER PUMP	Jan-2012
298	Engineering	EPRI				2,400.00	930274	EP00390977	EPRI: MOFFETT: TC 70462 Sorbent Trap Interest Group - 2011	APR-2011
299	Engineering	EPRI				11,400.00	930274	EP00391478	EPRI: MOFFETT/LINK: TC SUPPLEMENTAL: 71849 Test Burn Assessment Inv EP00391478	Jun-2011
300	Engineering	EPRI				11,888.00	923100	EP00391949	CO2 CARBON CAPTURE TECHNOLOGY ASSESSMENT	Jun-2011
301	Engineering	EPRI				5,700.00	930274	EP00392897	EPRI: LINK: TC Supplemental 71850 Weld Repair of Grade 91 Piping Components Invoice EP00392898	Jun-2011
302	Engineering	EPRI				5,700.00	930274	EP00392898	EPRI: LINK: TC Supplemental 71858 Non-Destruct Methods for Det of High Temp Damage Invoice EP00392897	Jun-2011
303	Engineering	EPRI				28,500.00	930274	EP00396311	EPRI: LINK/MOFFETT: 72032-TC Pond Closure Research: Invoice EP00396311	NOV-2011
304	Engineering	EPRI				13,965.00	930274	EP00396374	EPRI: LINK/MOFFETT: 72033-TC Clean Water Act Section 316(b) Fish Protection Compliance Strategies: Invoice EP00396374	NOV-2011
305	Engineering	EPRI				10,902.50	500900	EP00396374	EPRI: LINK/MOFFETT: 72033-TC Clean Water Act Section 316(b) Fish Protection Compliance Strategies: Invoice EP00396374	NOV-2011
306	Engineering	EPRI				3,920.00	930274	EP00396374	EPRI: LINK/MOFFETT: 72033-TC Clean Water Act Section 316(b) Fish Protection Compliance Strategies: Invoice EP00396374	NOV-2011
307	Engineering	EPRI				5,700.00	930274	EP00399175	EPRI: MOFFETT: 71858 Non-destructive methods for Detection of High Temperature Damage in Creep Strength Enhanced Ferritic Steels - Invoice EP00399175	Feb-2012
308	Engineering	EPRI				6,096.15	930274	EP00399191	EPRI: MOFFETT: 71847 National Biomass Supply Study - Invoice EP00399191	Feb-2012
309	Engineering	EPRI				3,420.00	510100	EP00399280	EPRI: WELLS: 69917-BSA Power Plant Parameter Derivation (PPPD) Software User's Group - Invoice EP00399280	Feb-2012
310	Engineering	EPRI				2,850.00	930274	EP00399766	EPRI: MOFFETT/LINK: 63807 - CF Fleet-Wide Monitoring Interest Group - Invoice EP00399766	MAR-2012
311	Engineering	EPRI				41,325.00	930274	EPRI072711	EPRI: MOFFETT: TC WORK - SPA 72327 Test Burn Corrosion Assessment at LG&E and KU's Mill Creek Station	JUL-2011
312	Engineering	EPRI				22,800.00	930274	EPRI120811	EPRI: LINK/MOFFETT: SPA TC 017577-30166 / Project ID (71859) - Guidelines for Managing Flexible Operations - Member TC Funds 2011	Dec-2011
313	Engineering	EPRI				12,428.85	930274	EPRI120811A	EPRI: LINK/MOFFETT: SPA TC/CF 017605-30166 / PROJECT ID (71847) National Biomass Supply Study - MEMBER TC FUNDS PORTION FOR 2011	Dec-2011
314	Engineering	EPRI				5,700.00	930274	EPRI120811A	EPRI: LINK/MOFFETT: SPA TC/CF 017605-30166 / PROJECT ID (71847) National Biomass Supply Study - COFUNDING PORTION FOR 2011	Dec-2011
315	Engineering	EPRI				25,650.00	930274	EPRI121311	EPRI: MOFFETT/LINK: SPA TC 017618-30166 / PROJECT ID (71851) Life Management of Boiler and Piping Components Fabricated from Grade 92 Steels: Member TC Funds payment	Dec-2011
316	Engineering	EPRI				9,975.00	930274	EPRI121311A	EPRI: MOFFETT/LINK: TC 017552-30166 / Project ID (72042) "University Advanced Coal Generation Research Fund" TC Funds 2011	Dec-2011
317	Engineering	EPRI				22,230.00	930274	EPRI121411	EPRI: LINK/MOFFETT: SPA AMENDMENT TO "Pilot Test of Adv Amines and Concepts for CO2 Capture" TC 015417-30166 / Project (69974) - Move funding dollars from 2012 to 2011 to consume all of our TC Funds in 2011	Dec-2011
318	Engineering	EPRI				6,270.00	930274	EPRI121611	EPRI: LINK/MOFFETT: "Weld Repair of Grade 91 Piping Components" TC 016961-30166 (71850) TC and CoFunding for 2011	Dec-2011

KENTUCKY UTILITIES COMPANY
Case No. 2012- 00221
Analysis of Professional Services Expenses For the Test Year

(A)	(B)	(C)	(D)	(E)	(F)	(G)	(H)	(I)		
Line No.	Type	Vendor	Rate Case	Audit	Other	Total	Account	Invoice	Description	Period
319	Engineering	EPRI				11,400.00	930274	EPRI121611A	EPRI: LINK/MOFFETT: Displacement of Coal Generation by Natural Gas" TC 017576-30166 / Project (72107) TC Funds for 2011	Dec-2011
320	Engineering	EVERBRIDGE INC				9,998.67	921002	M20008	Everbridge Notification System annual renewal	Dec-2011
321	Engineering	EVERBRIDGE INC				4,919.40	921903	M20008	Everbridge Notification System annual renewal	Dec-2011
322	Engineering	EVERBRIDGE INC				2,496.60	903930	M20008	Everbridge Notification System annual renewal	Dec-2011
323	Engineering	EVERBRIDGE INC				901.89	588900	M20008	Everbridge Notification System annual renewal	Dec-2011
324	Engineering	FS ELLIOTT CO LLC				2,000.00	513100	47368	PERFORMANCE TESTING SPARE U-3/4 STATION AIR COMPRESSOR P/N A811514-AIREND TEST	SEP-2011
325	Engineering	GE ENERGY SERVICES INC				7,152.50	500900	16005487	GE ENERGY - LUDWIG - OEM SUPPORT FOR A STEP TEST ON GH3's GE EX2000 AUTOMATIC VOLTAGE REGULATOR (AVR)	NOV-2011
326	Engineering	GE INSPECTION TECHNOLOGIES LP				11,440.00	513100	142482	RVI SERVICE - BORESCOPE STEAM LINES & RETRIEVE ITEMS	MAY-2011
327	Engineering	GE INSPECTION TECHNOLOGIES LP				3,021.00	500900	151386	GE INSPECTION TECHNOLOGIES: THURSTON: Confidential Repair Quotation - Borescope Repairs - RMA#12055007, Model # XLG3P6145, Serial # 0835A2538	MAR-2012
328	Engineering	GE INTERNATIONAL INC				632,721.00	513100	16003272	PAYMENT OF INVOICE #16003272-30% OF TOTAL CONTRACT VALUE FOR GHENT 3 MAJOR INSPECTION	MAY-2011
329	Engineering	GE INTERNATIONAL INC				632,721.00	513100	16003273	PAYMENT OF INVOICE #16003273--30% OF TOTAL CONTRACT DUE FOR GHENT 3 MAJOR INSPECTION	MAY-2011
330	Engineering	GE INTERNATIONAL INC				105,453.45	513100	16003307	GHENT 3 TURBINE MAJOR INSPECTION	AUG-2011
331	Engineering	GE INTERNATIONAL INC				23,600.00	513100	16003789	GEN SPECIALIST TO PERFORM HIT SKID TEST	Jun-2011
332	Engineering	GE INTERNATIONAL INC				30,252.12	513100	16003963	FURNISH LABOR TO REMOVE/REPLACE THE HP INNER SHELL	JUL-2011
333	Engineering	GE INTERNATIONAL INC				5,240.77	513100	16003964	FURNISH LABOR TO REMOVE & INSTALL ALL FOUR (4) LP PACKING CASINGS AND REMOVE BROKEN STUDS FROM BOTH LP CROSSOVERS	JUL-2011
334	Engineering	GE INTERNATIONAL INC				4,173.50	513100	16003965	FURNISH LABOR TO CLEAR THE ELECTRICAL SHORT ON THE GHENT 3 GENERATOR AND REMOVE/LOAD/UNLOAD/INSTALL FOUR (4) EACH H2 COOLERS	JUL-2011
335	Engineering	GE INTERNATIONAL INC				31,906.36	513100	16003966	FURNISH LABOR TO ADD CRUSH PADS TO THE NOZZLE BOX FITS AND ASSEMBLE THE IP DIAPHRAGMS TO TAKE DIMENSIONS READINGS AND LOAD/UNLOAD EWO5 & EWO7.	JUL-2011
336	Engineering	GE INTERNATIONAL INC				4,086.24	513100	16003967	FURNISH LABOR FOR EXTRA LAPPING OF THE THENT 3 CONTROL VALVE DISC	JUL-2011
337	Engineering	GE INTERNATIONAL INC				14,043.50	513100	16004052	FURNISH LABOR TO ADD CRUSH PADS TO THE NOZZLE BOX FITS AND ASSEMBLE THE IP DIAPHRAGMS TO TAKE DIMENSIONS READINGS AND LOAD/UNLOAD EWO5 & EWO7.	JUL-2011
338	Engineering	GE INTERNATIONAL INC				9,405.00	513100	16004819	FURNISH LABOR TO PERFORM EXTRA WORK DURING THE HP SHELL REPAIRS: 1. REMOVE BROKEN HOLD DOWN BOLTS FROM HP NOZZLE BOX KEYS, 2. REMOVE BROKEN BOLTS FROM DIAPHRAGM LEDGE SUPPORT KEYS, 3. GRIND OUT CRACKS, STOP DRILL CRACKS AND NDE REPAIRS	SEP-2011
339	Engineering	GE INTERNATIONAL INC				60,727.52	513100	16004820	FURNISH LABOR TO REMOVE INDICATIONS FOUND IN THE GHENT 3 MAIN TURBINE GENERATOR RETAINING RINGS. AFTER INDICATIONS ARE REMOVED RE-INSPECT RETAININGS RINGS AND APPROVE THE RE-USE OF THE RINGS FOR SERVICE.	SEP-2011
340	Engineering	GE INTERNATIONAL INC				36,038.80	513100	16008545	PAYMENT OF INVOICE #16008545--GH1 VALVE INSPECTION PACKAGE - MOBILIZATION	MAR-2012
341	Engineering	GE INTERNATIONAL INC				78,835.00	513100	16008546	PAYMENT OF INVOICE #16008546--25% OF CF FOR DISASSEMBLY COMPLETE	MAR-2012
342	Engineering	GE INTERNATIONAL INC				94,601.85	513100	16008547	PAYMENT OF INVOICE #16008545--GHENT 1 VALVE INSPECTION PACKAGE (30% COMPLETE)	MAR-2012
343	Engineering	GE INTERNATIONAL INC				94,601.85	513100	16008561	PAYMENT OF INVOICE #16008561--30% OF CV FOR UNIT ON TURNING GEAR	MAR-2012
344	Engineering	GE INTERNATIONAL INC				12,720.00	513100	90003259	FURNISH LABOR TO CUT BACK, HAND DRESS, AND BLEND/POLISH THE 9, 10 AND 11 STAGE BUCKETS ON THE GHENT 3 MAIN TURBINE HP/IP ROTOR	JUL-2011
345	Engineering	GE INTERNATIONAL INC				118,064.70	513100	PP1B37549	PERFORM TIL1292 TO THE THENT 3 GENERATOR ROTOR AT THE GHENT SITE	MAY-2011
346	Engineering	GE INTERNATIONAL INC				177,097.05	513100	PP1B37550	PERFORM TIL1292 TO THE THENT 3 GENERATOR ROTOR AT THE GHENT SITE	MAY-2011
347	Engineering	GE INTERNATIONAL INC				19,677.45	513100	PP1B37847	PERFORM TIL1292 TO THE THENT 3 GENERATOR ROTOR AT THE GHENT SITE	AUG-2011
348	Engineering	GE INTERNATIONAL INC				11,000.00	513100	PZN130777	ON SITE 2 DAY TRAINING	NOV-2011
349	Engineering	GE INTERNATIONAL INC				11,000.00	513100	PZN130777	ONE DAY ON-SITE CALIBRATION AND SYSTEM VERIFICATIONS	NOV-2011
350	Engineering	HUNTINGTON TESTING AND TECHNOLOGY INC				2,979.48	554100	00048261	FIELD X-RAY TESTING OF GAS PIPELINE WELDS	MAY-2011

KENTUCKY UTILITIES COMPANY
Case No. 2012- 00221
Analysis of Professional Services Expenses For the Test Year

(A)	(B)	(C)	(D)	(E)	(F)	(G)	(H)	(I)		
Line No.	Type	Vendor	Rate Case	Audit	Other	Total	Account	Invoice	Description	Period
351	Engineering	HUNTINGTON TESTING AND TECHNOLOGY INC				16,800.00	512100	00048367	EDDY CURRENT INSPECTIONS ON 2600 CONDENSER TUBES AND 2 AUX CONDENSERS (25% EA)	SEP-2011
352	Engineering	HUNTINGTON TESTING AND TECHNOLOGY INC				591.10	512100	00048780	UT 2-3 PULVERIZER MAIN CENTER SHAFT	AUG-2011
353	Engineering	HUNTINGTON TESTING AND TECHNOLOGY INC				786.00	512100	00049197	UT THE COUNTERWEIGHT DRUM ASSEMBLY SHAFT	NOV-2011
354	Engineering	HUNTINGTON TESTING AND TECHNOLOGY INC				91.00	512100	00049197	UT THE COUNTERWEIGHT DRUM ASSEMBLY SHAFT	NOV-2011
355	Engineering	INTEGRITY TESTING AND INSPECTION INC				784.00	512100	102816	Labor necessary to inspect No. 5 blr. tube leak - secondary superheat section	JUL-2011
356	Engineering	INTEGRITY TESTING AND INSPECTION INC				1,176.00	512100	102817	Labor to perform ultrasonic inspection on Boiler #5 pad weld	JUL-2011
357	Engineering	INTEGRITY TESTING AND INSPECTION INC				1,176.00	512100	102818	Labor necessary to inspect No. 5 blr. secondary superheater	JUL-2011
358	Engineering	INTEGRITY TESTING AND INSPECTION INC				3,895.50	512100	102819	Labor necessary to test/inspect No. 5 blr. on 07/31/11 - water wall leak	AUG-2011
359	Engineering	INTEGRITY TESTING AND INSPECTION INC				784.00	512100	1028110	Test/inspect No. 5 waterwall tube	AUG-2011
360	Engineering	INTEGRITY TESTING AND INSPECTION INC				784.00	512100	1028111	Testing/inspection (straight time) 08/08/11 - No. 5 blr. tube leak - secondary superheater	AUG-2011
361	Engineering	INTEGRITY TESTING AND INSPECTION INC				147.00	512100	1028111	Testing/inspection 08/08/11 (over time) - No. 5 blr. tube leak - secondary superheater	AUG-2011
362	Engineering	INTEGRITY TESTING AND INSPECTION INC				1,176.00	512100	1028112	Labor necessary to test/inspection of No. 5 blr. superheater tube leak - 08/13/11	AUG-2011
363	Engineering	INTEGRITY TESTING AND INSPECTION INC				3,796.80	512100	1028113	UT calibration standards	SEP-2011
364	Engineering	INTEGRITY TESTING AND INSPECTION INC				1,996.50	512100	1028113	Testing/inspection of No. 5 blr. tube leak near 5-16 IK - 08/29/11	SEP-2011
365	Engineering	INTEGRITY TESTING AND INSPECTION INC				3,601.50	512100	1028114	Testing/inspection of No. 5 blr. tube leak - #5 blr. primary superheater PT/RT Crew OT - 08/30/11-09/01/11	SEP-2011
366	Engineering	INTEGRITY TESTING AND INSPECTION INC				3,136.00	512100	1028114	Testing/inspection of No. 5 blr. tube leak - #5 blr. primary superheater PT/RT Crew ST - 08/30/11-09/01/11	SEP-2011
367	Engineering	INTEGRITY TESTING AND INSPECTION INC				180.00	512100	1028114	Testing/inspection of No. 5 blr. tube leak - #5 blr. primary superheater Level II Technician - ST PT/RT Crew OT - 08/30/11-09/01/11	SEP-2011
368	Engineering	INTEGRITY TESTING AND INSPECTION INC				784.00	512100	1028115	Testing/inspection of No. 5 sec. superheater leak - 09/08/11	SEP-2011
369	Engineering	INTEGRITY TESTING AND INSPECTION INC				784.00	512100	1028116	Testing/inspection of No. 5 blr. tube leak in secondary superheat section - 09/29/11	OCT-2011
370	Engineering	INTEGRITY TESTING AND INSPECTION INC				2,359.50	512100	1028117	UTSW crew - No. 5 blr. tube leak inspection	OCT-2011
371	Engineering	INTEGRITY TESTING AND INSPECTION INC				1,452.00	512100	1028118	UTSW Crew - OT -- Boiler #5 tube leak near 5-16 IK	NOV-2011
372	Engineering	INTEGRITY TESTING AND INSPECTION INC				3,630.00	512100	1028119	UTSW Crew - OT -- Boiler #5 water wall tube leak	NOV-2011
373	Engineering	INTEGRITY TESTING AND INSPECTION INC				968.00	512100	1028119	UTSW Crew - ST -- Boiler #5 water wall tube leak	NOV-2011
374	Engineering	INVENSYS SYSTEMS INC				5,188.50	588100	92643904	Repair of L&N C300 and C50 RTU Circuit Boards	MAY-2011
375	Engineering	INVENSYS SYSTEMS INC				3,047.25	566900	92643904	Repair of L&N C300 and C50 RTU Circuit Boards	MAY-2011
376	Engineering	INVENSYS SYSTEMS INC				4,800.75	514100	92643906	BR 1 and BR3 DCS Service & Technical Support Agreement (3 Years) in accordance with Invensys Proposal # FPC-1008-02527 which incorporates	APR-2011
377	Engineering	INVENSYS SYSTEMS INC				4,800.75	514100	92643906	BR 1 and BR3 DCS Service & Technical Support Agreement (3 Years) in accordance with Invensys Proposal # FPC-1008-02527 which incorporates	APR-2011
378	Engineering	INVENSYS SYSTEMS INC				4,800.75	514100	92681642	BR 1 and BR3 DCS Service & Technical Support Agreement (3 Years) in accordance with Invensys Proposal # FPC-1008-02527 which incorporates EON-US GSA.	JUL-2011
379	Engineering	INVENSYS SYSTEMS INC				4,800.75	514100	92681642	BR 1 and BR3 DCS Service & Technical Support Agreement (3 Years) in accordance with Invensys Proposal # FPC-1008-02527 which incorporates EON-US GSA.	JUL-2011
380	Engineering	INVENSYS SYSTEMS INC				4,800.75	514100	92718212	BR 1 and BR3 DCS Service & Technical Support Agreement (3 Years) in accordance with Invensys Proposal # FPC-1008-02527 which incorporates EON-US GSA.	OCT-2011
381	Engineering	INVENSYS SYSTEMS INC				4,800.75	514100	92718212	BR 1 and BR3 DCS Service & Technical Support Agreement (3 Years) in accordance with Invensys Proposal # FPC-1008-02527 which incorporates EON-US GSA.	OCT-2011
382	Engineering	INVENSYS SYSTEMS INC				16,711.50	513100	92775273	Brown Station DCS Service and Technical Support Agreement in accordance with Invensys Proposal # CPC-0611-13903, Rev 5a dated Feb 2, 2012	Feb-2012
383	Engineering	INVENSYS SYSTEMS INC				16,711.50	513100	92775273	Brown Station DCS Service and Technical Support Agreement in accordance with Invensys Proposal # CPC-0611-13903, Rev 5a dated Feb 2, 2012	Feb-2012
384	Engineering	INVENSYS SYSTEMS INC				5,392.67	512100	92791525	TROUBLE SHOOT AND REPAIR GATEWAY COMMS ISSUE	MAR-2012
385	Engineering	JUST ENGINEERING AND INSPECTION SERVICES				1,333.40	588100	2218	Invoice # 2218 Engineering Support - Rudy DeWitt Labor Week of 4/4/2011 to 4/17/2011	MAY-2011
386	Engineering	JUST ENGINEERING AND INSPECTION SERVICES				1,333.40	588100	2257	Invoice # 2257 Engineering Support - Rudy DeWitt Labor Week of 5/2/2011 to 5/15/2011.	Jun-2011
387	Engineering	JUST ENGINEERING AND INSPECTION SERVICES				1,333.40	588100	2339	Invoice # 2339 Engineering Support - Rudy DeWitt Labor Week of 7/11/11 to 7/24/11	AUG-2011
388	Engineering	JUST ENGINEERING AND INSPECTION SERVICES				1,333.40	588100	2356	Invoice # 2356 Engineering Support - Rudy DeWitt Labor Week of 7/25/11 to 8/7/11	AUG-2011

KENTUCKY UTILITIES COMPANY
Case No. 2012- 00221
Analysis of Professional Services Expenses For the Test Year

(A)	(B)	(C)	(D)	(E)	(F)	(G)	(H)	(I)		
Line No.	Type	Vendor	Rate Case	Audit	Other	Total	Account	Invoice	Description	Period
389	Engineering	JUST ENGINEERING AND INSPECTION SERVICES				1,333.40	588100	2463	Invoice # 2463 Engineering Support - Rudy DeWitt Labor Week of 10/17/2011 - 10/30/2011	NOV-2011
390	Engineering	JUST ENGINEERING AND INSPECTION SERVICES				1,333.40	588100	2495	Invoice # 2495 Engineering Support - Rudy DeWitt Labor Week of 10/31/2011 - 11/13/11.	Dec-2011
391	Engineering	JUST ENGINEERING AND INSPECTION SERVICES				1,333.40	588100	2522	Invoice # 2522 Engineering Support - Rudy DeWitt Labor Week of 11/28/2011 - 12/11/2011	Dec-2011
392	Engineering	JUST ENGINEERING AND INSPECTION SERVICES				1,333.40	588100	2579	Invoice # 2579 Engineering Support - Rudy DeWitt Labor Week of 1/23/2012 - 2/5/2012	Feb-2012
393	Engineering	JUST ENGINEERING AND INSPECTION SERVICES				1,333.40	588100	2591	Invoice # 2591 Engineering Support - Rudy DeWitt Labor Week of 2/6/12 - 2/19/2012	MAR-2012
394	Engineering	JUST ENGINEERING AND INSPECTION SERVICES				1,333.40	588100	26120	Invoice # 2610 Engineering Support - Rudy DeWitt Labor Week of 2/10/12 - 2/3/4/2012	MAR-2012
395	Engineering	MESA ASSOCIATES INC				3,000.00	923100	58126	For Substation Steel Package Blanket RFP Specification development -To pay invoice #58126	JUL-2011
396	Engineering	MESA ASSOCIATES INC				1,472.00	923100	61819	invoice #61819 - revision of 45 transmission substations	JUL-2011
397	Engineering	MICROBAC LABORATORIES INC				1,768.00	502100	190	ENVIRONMENTAL WATER ANALYSIS INV 190 DATED 8/15/11	AUG-2011
398	Engineering	MICROBAC LABORATORIES INC				1,308.00	502004	729	SAMPLES FOR ASH TREATMENT BASIN EFFLUENT	AUG-2011
399	Engineering	MICROBAC LABORATORIES INC				1,158.00	502004	1153	PAYMENT OF INVOICE 1153-SAMPLES FOR PLANT INTAKE	AUG-2011
400	Engineering	MICROBAC LABORATORIES INC				1,158.00	502004	1285	PAYMENT OF INVOICE #1285-SAMPLES FOR ONCE THRU COOLING WATER UNITS 1 & 2	AUG-2011
401	Engineering	MICROBAC LABORATORIES INC				1,033.00	506100	1287	SAMPLES FOR PLANT INTAKE	SEP-2011
402	Engineering	MICROBAC LABORATORIES INC				1,183.00	506100	1288	SAMPLES FOR ASH TREATMENT BASIN EFFLUENT	SEP-2011
403	Engineering	MICROBAC LABORATORIES INC				1,033.00	506100	1289	SAMPLES FOR ONCE THRU COOLING WATER	SEP-2011
404	Engineering	MICROBAC LABORATORIES INC				1,083.00	502004	1362	Permit Renewal Monitoring -- Once-thru cooling water	AUG-2011
405	Engineering	MICROBAC LABORATORIES INC				75.00	502004	1362	Permit Renewal Monitoring -- Trace Mercury - Sample	AUG-2011
406	Engineering	MICROBAC LABORATORIES INC				1,083.00	502004	1392	Permit Renewal Monitoring -- Plant Intake - 08/16/11	SEP-2011
407	Engineering	MICROBAC LABORATORIES INC				75.00	502004	1392	Permit Renewal Monitoring -- Trace Mercury - Blank - 8/16/11	SEP-2011
408	Engineering	MICROBAC LABORATORIES INC				75.00	502004	1392	Permit Renewal Monitoring -- Trace Mercury - Sample - 8/16/11	SEP-2011
409	Engineering	MICROBAC LABORATORIES INC				75.00	502004	1392	Permit Renewal Monitoring -- Trace Mercury - Duplicate - 8/16/11	SEP-2011
410	Engineering	MICROBAC LABORATORIES INC				1,083.00	502004	1450	Permit Renewal Monitoring - Ash Treatment Basin Effluent -- 08/16/11	SEP-2011
411	Engineering	MICROBAC LABORATORIES INC				75.00	502004	1450	Permit Renewal Monitoring - Trace Mercury - Sample -- 08/16/11	SEP-2011
412	Engineering	MICROBAC LABORATORIES INC				612.00	500100	2958	Environmental testing for the EW Brown Plant 2011	SEP-2011
413	Engineering	MICROBAC LABORATORIES INC				522.00	584001	3122	MICROBAC-Inv. 3122, dated 9/23/11 Testing of soil samples from Whitley City site of vandalized transformers	OCT-2011
414	Engineering	MICROBAC LABORATORIES INC				196.00	584001	4968	MICROBAC-Inv. 4968, dated 10/21/11, Followup testing of soil samples from Whitley City site of vandalized transformers	NOV-2011
415	Engineering	MICROBAC LABORATORIES INC				22.00	506100	5658	SAMPLES FOR PLANT INTAKE	NOV-2011
416	Engineering	MICROBAC LABORATORIES INC				22.00	506100	5658	SAMPLES FOR ONCE THRU COOLING WATER	NOV-2011
417	Engineering	MICROBAC LABORATORIES INC				22.00	506100	5658	SAMPLES FOR ASH TREATMENT BASIN EFFLUENT	NOV-2011
418	Engineering	MICROBAC LABORATORIES INC				813.00	502004	6113	Permit Renewal Monitoring - Plant Intake -- sample date -- 10/26/11	NOV-2011
419	Engineering	MICROBAC LABORATORIES INC				963.00	502004	6114	Permit Renewal Monitoring - Ash Treatment Basin Effluent - sample date -- 10/26/11	NOV-2011
420	Engineering	MICROBAC LABORATORIES INC				813.00	502004	6115	Permit Renewal Monitoring - Once-thru Cooling Tower - sample dates -- 10/26/11 & 11/02/11	NOV-2011
421	Engineering	MICROBAC LABORATORIES INC				2,587.00	502004	6324	LAB SAMPLE ANALYSIS AT GHENT	NOV-2011
422	Engineering	MICROBAC LABORATORIES INC				941.00	506100	6432	SAMPLES FOR PLANT INTAKE	NOV-2011
423	Engineering	MICROBAC LABORATORIES INC				791.00	506100	6433	SAMPLES FOR ASH TREATMENT BASIN EFFLUENT	NOV-2011
424	Engineering	MICROBAC LABORATORIES INC				791.00	506100	6434	SAMPLES FOR ONCE THRU COOLING WATER	NOV-2011
425	Engineering	MICROBAC LABORATORIES INC				197.00	584001	6993	Resample #3, testing of soil from McCreary County site of vandalized transformers	Dec-2011
426	Engineering	MICROBAC LABORATORIES INC				813.00	502004	7571	Permit Renewal Monitoring -- Ash Treatment Basin Effluent & Tracy Mercury - 11/17/11	Dec-2011
427	Engineering	MICROBAC LABORATORIES INC				963.00	502004	7572	Permit Renewal Monitoring -- Once-Thru Cooling Tower & (3) Trace Mercury - 11/17/11	Dec-2011
428	Engineering	MICROBAC LABORATORIES INC				813.00	502004	7573	Permit Renewal Monitoring -- Plant Intake & Trace Mercury - 11/17/11	Dec-2011
429	Engineering	MICROBAC LABORATORIES INC				2,589.00	502004	7796	LAB SAMPLE ANALYSIS AT GHENT	Dec-2011
430	Engineering	MICROBAC LABORATORIES INC				963.00	506100	7802	SAMPLES FOR ONCE THRU COOLING TOWER	Dec-2011
431	Engineering	MICROBAC LABORATORIES INC				813.00	506100	7803	SAMPLES FOR ASH TREATMENT BASIN EFFLUENT	Dec-2011
432	Engineering	MICROBAC LABORATORIES INC				612.00	500100	8539	Environmental testing for the EW Brown Plant 2011	Jan-2012
433	Engineering	MICROBAC LABORATORIES INC				813.00	506100	8745	SAMPLES FOR PLANT INTAKE	Dec-2011
434	Engineering	MICROBAC LABORATORIES INC				97.00	506100	9074	6 LEAD SAMPLES AT GHENT	Feb-2012

KENTUCKY UTILITIES COMPANY
Case No. 2012- 00221
Analysis of Professional Services Expenses For the Test Year

(A)	(B)	(C)	(D)	(E)	(F)	(G)	(H)	(I)		
Line No.	Type	Vendor	Rate Case	Audit	Other	Total	Account	Invoice	Description	Period
435	Engineering	MICROBAC LABORATORIES INC				152.00	923100	9748	Invoice #9748 - lab analysis	Jan-2012
436	Engineering	MICROBAC LABORATORIES INC				813.00	502004	9880	Ash Treatment Basin Effluent & Trace Mercury Sample -- 12/13/11	MAR-2012
437	Engineering	MICROBAC LABORATORIES INC				813.00	502004	9881	Permit Renewal Monitoring -- One-Thru Cooling Tower & Trace Mercury - Sample -- 12/13/11	Jan-2012
438	Engineering	MICROBAC LABORATORIES INC				963.00	502004	10103	Permit Renewal Monitoring -- Plant Intake & Trace Mercury - 12/13/12	Jan-2012
439	Engineering	MICROBAC LABORATORIES INC				963.00	506100	10108	SAMPLES FOR PLANT INTAKE	Jan-2012
440	Engineering	MICROBAC LABORATORIES INC				813.00	506100	10108	SAMPLES FOR ONCE THRU COOLING WATER	Jan-2012
441	Engineering	MICROBAC LABORATORIES INC				813.00	506100	10108	SAMPLES FOR ASH TREATMENT BASIN EFFLUENT	Jan-2012
442	Engineering	MICROBAC LABORATORIES INC				2,214.00	502004	10877	LAB SAMPLE ANALYSIS AT GHENT	Jan-2012
443	Engineering	MICROBAC LABORATORIES INC				271.00	595100	11160	Microbac - Test oil Crockett Regulators	Feb-2012
444	Engineering	MICROBAC LABORATORIES INC				2,589.00	502004	11492	LAB SAMPLE ANALYSIS AT GHENT	Feb-2012
445	Engineering	MICROBAC LABORATORIES INC				963.00	502004	11494	Permit Renewal Monitoring -- Ash Treatment Basin Effluent & Trace Mercury - 01/17/12	Feb-2012
446	Engineering	MICROBAC LABORATORIES INC				813.00	502004	11495	Permit Renewal Monitoring -- Once-Thru Cooling Tower & Trace Mercury - 01/17/12	Feb-2012
447	Engineering	MICROBAC LABORATORIES INC				813.00	502004	11496	Permit Renewal Monitoring -- Plant Intake & Trace Mercury - 01/17/12	Feb-2012
448	Engineering	MICROBAC LABORATORIES INC				963.00	506100	11965	SAMPLES FOR PLANT INTAKE	Feb-2012
449	Engineering	MICROBAC LABORATORIES INC				813.00	506100	11965	SAMPLES FOR ONCE THRU COOLING WATER	Feb-2012
450	Engineering	MICROBAC LABORATORIES INC				813.00	506100	11965	SAMPLES FOR ASH TREATMENT BASIN EFFLUENT	Feb-2012
451	Engineering	MICROBAC LABORATORIES INC				375.00	502004	12176	GHENT HGLL RECOLLECT PERMIT	Feb-2012
452	Engineering	MICROBAC LABORATORIES INC				1,126.00	595100	12624	Microbac - Crockett oil spill	Feb-2012
453	Engineering	MICROBAC LABORATORIES INC				338.50	595100	13359	Microbac Lab - Oil spill Crockett	MAR-2012
454	Engineering	MICROBAC LABORATORIES INC				642.00	500100	13833	Environmental testing for the EW Brown Plant 2012	MAR-2012
455	Engineering	MICROBAC LABORATORIES INC				147.00	923100	93638	Invoice #93638 - lab analysis	MAY-2011
456	Engineering	MICROBAC LABORATORIES INC				1,422.72	502100	93845	METALS ANALYSIS (EPA 200.7) Sb, As, Be, Cd, Cr, Cu, Pb, Ni, Se, Ag, Tl, Zn	MAY-2011
457	Engineering	MICROBAC LABORATORIES INC				214.89	502100	93845	MERCURY ANALYSIS (EPA 245.1)	MAY-2011
458	Engineering	MICROBAC LABORATORIES INC				1,212.40	500100	95122	Environmental testing for the EW Brown Plant 2011	Jun-2011
459	Engineering	MICROBAC LABORATORIES INC				1,502.00	502004	95955	SAMPLES FOR GHENT STATION	Jun-2011
460	Engineering	MICROBAC LABORATORIES INC				901.80	502004	96454	Effluent Grab 1 - 06/20/11	JUL-2011
461	Engineering	MICROBAC LABORATORIES INC				600.40	502004	96454	Effluent Grab 2 - 06/20/11	JUL-2011
462	Engineering	MICROBAC LABORATORIES INC				87.00	923100	97343	invoice # 97343 - lab analysis	JUL-2011
463	Engineering	MORRIS COKER INC				1,510.00	545100	MC20552	REPAIR PUMP	JUL-2011
464	Engineering	PATRICK ENTERPRISES				245.00	511100	33319PAT	LABOR TO REPAIR SIEMENS ALLIS LTI TRIP UNIT	APR-2011
465	Engineering	PATRICK ENTERPRISES				255.00	513100	34159PAT	LABOR TO REPAIR SIEMENS ALLIS LIMITRIP TYPE LTS	APR-2011
466	Engineering	PATRICK ENTERPRISES				255.00	513100	34159PAT	LABOR TO REPAIR WESTINGHOUSE AMPTECTOR MODEL LI	APR-2011
467	Engineering	PATRICK ENTERPRISES				330.00	510100	34293PAT	CORRECT SALES TAX	MAY-2011
468	Engineering	PATRICK ENTERPRISES				510.00	513100	34313PAT	LABOR TO REPAIR 2) SIEMENS ALLIS TRIP UNITS	JUL-2011
469	Engineering	PATRICK ENTERPRISES				765.00	513100	34433PAT	LABOR TO REPAIR 3) SIEMENS ALLIS TRIP UNITS	AUG-2011
470	Engineering	PATRICK ENTERPRISES				255.00	511100	34458PAT	LABOR TO REPAIR SIEMENS LIMITRIP LTS	JUL-2011
471	Engineering	PATRICK ENTERPRISES				255.00	511100	34458PAT	LABOR TO REPAIR WESTINGHOUSE AMPTECTOR MODEL LIG	JUL-2011
472	Engineering	PATRICK ENTERPRISES				1,135.00	511100	34990PAT	LABOR TO REPAIR GE 469 RELAY	JUL-2011
473	Engineering	PATRICK ENTERPRISES				255.00	511100	35395PAT	LABOR TO REPAIR BROWN BOVERI SOLID STATE TRIP TYPE SS	OCT-2011
474	Engineering	PATRICK ENTERPRISES				255.00	512017	35395PAT	LABOR TO REPAIR SIEMENS LIMIT TRIP TYPE LTI	OCT-2011
475	Engineering	PATRICK ENTERPRISES				807.00	513100	36180PAT	LABOR TO TEST, CALIBRATE, AND REPAIR GE GAS ANALYZER	Dec-2011
476	Engineering	PATRICK ENTERPRISES				255.00	513100	36393PAT	LABOR TO REPAIR SIEMENS TYPE LTS TRIP UNIT	Feb-2012
477	Engineering	PATRICK ENTERPRISES				255.00	513100	36452PAT	LABOR TO REPAIR SIEMENS LTI TRIP UNIT	Feb-2012
478	Engineering	PATTERSON AND DEWAR ENGINEERS INC				11,444.55	566900	0018323	Consulting Services, CPCN for Transmission Line (KU) McCracken County	APR-2011
479	Engineering	PATTERSON AND DEWAR ENGINEERS INC				2,099.33	566900	0018533	Consulting Services, CPCN for Transmission Line (KU), McCracken County	APR-2011
480	Engineering	PERKIN ELMER LLC				17,455.68	502100	5302461276	MAINTENANCE PLAN FOR ICP & AA SPECTROMETERS 2011 QUOTE #40426931 DATED 4/8/11	JUL-2011
481	Engineering	POWER FLOW ENGINEERING INC				(17,178.00)	512100	10138	CORRECT ACCT	APR-2011
482	Engineering	POWER FLOW ENGINEERING INC				3,630.34	512100	10180	CORRECT SALES TAX ACCT	MAY-2011
483	Engineering	POWER FLOW ENGINEERING INC				3,630.34	512100	10180	CORRECT SALES TAX ACCT	MAY-2011
484	Engineering	POWER FLOW ENGINEERING INC				3,630.32	512100	10180	CORRECT SALES TAX ACCT	MAY-2011
485	Engineering	POWER FLOW ENGINEERING INC				169.97	512100	10180	Expenses necessary to complete technical assistance	MAY-2011
486	Engineering	POWER FLOW ENGINEERING INC				169.97	512100	10180	Expenses necessary to complete technical assistance	MAY-2011
487	Engineering	POWER FLOW ENGINEERING INC				169.96	512100	10180	Expenses necessary to complete technical assistance	MAY-2011
488	Engineering	POWER FLOW ENGINEERING INC				20,983.00	512100	10187	Basic reconditioning	Jun-2011
489	Engineering	POWER FLOW ENGINEERING INC				3,892.00	512100	10187	Repairs	Jun-2011
490	Engineering	POWER FLOW ENGINEERING INC				20,983.00	512100	10188	Basic reconditioning	Jun-2011

KENTUCKY UTILITIES COMPANY
Case No. 2012- 00221
Analysis of Professional Services Expenses For the Test Year

(A)	(B)	(C)	(D)	(E)	(F)	(G)	(H)	(I)		
Line No.	Type	Vendor	Rate Case	Audit	Other	Total	Account	Invoice	Description	Period
491	Engineering	POWER FLOW ENGINEERING INC				2,196.00	512100	10188	Repairs	Jun-2011
492	Engineering	PERKIN ELMER LLC				1,539.00	502100	5302565137	MAINTENANCE PLAN FOR GAS CHROMATOGRAPH COVERAGE PERIOD 12/1/11 TO 11/30/12/quote 40438098 dated 9/21/11	Dec-2011
493	Engineering	RANDSTAD ENGINEERING				856.66	510100	153215484	RANDSTAD ENGINEERING formerly THINK RESOURCES -replacing PO 51145 due to name change: ORLANDO: SERC Capacity Test Support 2011-2013 (Gary Carlisle)	OCT-2011
494	Engineering	RANDSTAD ENGINEERING				95.18	510100	153215484	RANDSTAD ENGINEERING formerly THINK RESOURCES -replacing PO 51145 due to name change: ORLANDO: SERC Capacity Test Support 2011-2013 (Gary Carlisle)	OCT-2011
495	Engineering	RANDSTAD ENGINEERING				58.14	510100	153215746	RANDSTAD ENGINEERING formerly THINK RESOURCES -replacing PO 51145 due to name change: ORLANDO: SERC Capacity Test Support 2011-2013 (Gary Carlisle)	OCT-2011
496	Engineering	RANDSTAD ENGINEERING				6.46	510100	153215746	RANDSTAD ENGINEERING formerly THINK RESOURCES -replacing PO 51145 due to name change: ORLANDO: SERC Capacity Test Support 2011-2013 (Gary Carlisle)	OCT-2011
497	Engineering	RANDSTAD ENGINEERING				856.66	510100	153215940	RANDSTAD ENGINEERING formerly THINK RESOURCES -replacing PO 51145 due to name change: ORLANDO: SERC Capacity Test Support 2011-2013 (Gary Carlisle)	OCT-2011
498	Engineering	RANDSTAD ENGINEERING				95.18	510100	153215940	RANDSTAD ENGINEERING formerly THINK RESOURCES -replacing PO 51145 due to name change: ORLANDO: SERC Capacity Test Support 2011-2013 (Gary Carlisle)	OCT-2011
499	Engineering	RANDSTAD ENGINEERING				63.54	510100	153216202	RANDSTAD ENGINEERING formerly THINK RESOURCES -replacing PO 51145 due to name change: ORLANDO: SERC Capacity Test Support 2011-2013 (Gary Carlisle)	OCT-2011
500	Engineering	RANDSTAD ENGINEERING				7.06	510100	153216202	RANDSTAD ENGINEERING formerly THINK RESOURCES -replacing PO 51145 due to name change: ORLANDO: SERC Capacity Test Support 2011-2013 (Gary Carlisle)	OCT-2011
501	Engineering	RANDSTAD ENGINEERING				856.66	510100	153216882	RANDSTAD ENGINEERING formerly THINK RESOURCES -replacing PO 51145 due to name change: ORLANDO: SERC Capacity Test Support 2011-2013 (Gary Carlisle)	NOV-2011
502	Engineering	RANDSTAD ENGINEERING				95.18	510100	153216882	RANDSTAD ENGINEERING formerly THINK RESOURCES -replacing PO 51145 due to name change: ORLANDO: SERC Capacity Test Support 2011-2013 (Gary Carlisle)	NOV-2011
503	Engineering	RANDSTAD ENGINEERING				58.14	510100	153217143	RANDSTAD ENGINEERING formerly THINK RESOURCES -replacing PO 51145 due to name change: ORLANDO: SERC Capacity Test Support 2011-2013 (Gary Carlisle)	NOV-2011
504	Engineering	RANDSTAD ENGINEERING				6.46	510100	153217143	RANDSTAD ENGINEERING formerly THINK RESOURCES -replacing PO 51145 due to name change: ORLANDO: SERC Capacity Test Support 2011-2013 (Gary Carlisle)	NOV-2011
505	Engineering	RANDSTAD ENGINEERING				856.66	510100	153217379	RANDSTAD ENGINEERING formerly THINK RESOURCES -replacing PO 51145 due to name change: ORLANDO: SERC Capacity Test Support 2011-2013 (Gary Carlisle)	NOV-2011
506	Engineering	RANDSTAD ENGINEERING				95.18	510100	153217379	RANDSTAD ENGINEERING formerly THINK RESOURCES -replacing PO 51145 due to name change: ORLANDO: SERC Capacity Test Support 2011-2013 (Gary Carlisle)	NOV-2011
507	Engineering	RANDSTAD ENGINEERING				21.57	510100	153217633	RANDSTAD ENGINEERING formerly THINK RESOURCES -replacing PO 51145 due to name change: ORLANDO: SERC Capacity Test Support 2011-2013 (Gary Carlisle)	NOV-2011
508	Engineering	RANDSTAD ENGINEERING				2.40	510100	153217633	RANDSTAD ENGINEERING formerly THINK RESOURCES -replacing PO 51145 due to name change: ORLANDO: SERC Capacity Test Support 2011-2013 (Gary Carlisle)	NOV-2011
509	Engineering	RANDSTAD ENGINEERING				856.66	510100	153217858	RANDSTAD ENGINEERING formerly THINK RESOURCES -replacing PO 51145 due to name change: ORLANDO: SERC Capacity Test Support 2011-2013 (Gary Carlisle)	NOV-2011
510	Engineering	RANDSTAD ENGINEERING				95.18	510100	153217858	RANDSTAD ENGINEERING formerly THINK RESOURCES -replacing PO 51145 due to name change: ORLANDO: SERC Capacity Test Support 2011-2013 (Gary Carlisle)	NOV-2011
511	Engineering	RANDSTAD ENGINEERING				63.54	510100	153218127	RANDSTAD ENGINEERING formerly THINK RESOURCES -replacing PO 51145 due to name change: ORLANDO: SERC Capacity Test Support 2011-2013 (Gary Carlisle)	NOV-2011

KENTUCKY UTILITIES COMPANY
Case No. 2012- 00221
Analysis of Professional Services Expenses For the Test Year

(A)	(B)	(C)	(D)	(E)	(F)	(G)	(H)	(I)		
Line No.	Type	Vendor	Rate Case	Audit	Other	Total	Account	Invoice	Description	Period
512	Engineering	RANDSTAD ENGINEERING				7.06	510100	153218127	RANDSTAD ENGINEERING formerly THINK RESOURCES -replacing PO 51145 due to name change: ORLANDO: SERC Capacity Test Support 2011-2013 (Gary Carlisle)	NOV-2011
513	Engineering	RANDSTAD ENGINEERING				856.66	510100	153218345	RANDSTAD ENGINEERING formerly THINK RESOURCES -replacing PO 51145 due to name change: ORLANDO: SERC Capacity Test Support 2011-2013 (Gary Carlisle)	NOV-2011
514	Engineering	RANDSTAD ENGINEERING				95.18	510100	153218345	RANDSTAD ENGINEERING formerly THINK RESOURCES -replacing PO 51145 due to name change: ORLANDO: SERC Capacity Test Support 2011-2013 (Gary Carlisle)	NOV-2011
515	Engineering	RANDSTAD ENGINEERING				21.57	510100	153218615	RANDSTAD ENGINEERING formerly THINK RESOURCES -replacing PO 51145 due to name change: ORLANDO: SERC Capacity Test Support 2011-2013 (Gary Carlisle)	NOV-2011
516	Engineering	RANDSTAD ENGINEERING				2.40	510100	153218615	RANDSTAD ENGINEERING formerly THINK RESOURCES -replacing PO 51145 due to name change: ORLANDO: SERC Capacity Test Support 2011-2013 (Gary Carlisle)	NOV-2011
517	Engineering	RANDSTAD ENGINEERING				21.57	510100	153218826	RANDSTAD ENGINEERING formerly THINK RESOURCES -replacing PO 51145 due to name change: ORLANDO: SERC Capacity Test Support 2011-2013 (Gary Carlisle)	Dec-2011
518	Engineering	RANDSTAD ENGINEERING				2.40	510100	153218826	RANDSTAD ENGINEERING formerly THINK RESOURCES -replacing PO 51145 due to name change: ORLANDO: SERC Capacity Test Support 2011-2013 (Gary Carlisle)	Dec-2011
519	Engineering	RANDSTAD ENGINEERING				856.66	510100	153218827	RANDSTAD ENGINEERING formerly THINK RESOURCES -replacing PO 51145 due to name change: ORLANDO: SERC Capacity Test Support 2011-2013 (Gary Carlisle)	Dec-2011
520	Engineering	RANDSTAD ENGINEERING				95.18	510100	153218827	RANDSTAD ENGINEERING formerly THINK RESOURCES -replacing PO 51145 due to name change: ORLANDO: SERC Capacity Test Support 2011-2013 (Gary Carlisle)	Dec-2011
521	Engineering	RANDSTAD ENGINEERING				685.33	510100	153219280	RANDSTAD ENGINEERING formerly THINK RESOURCES -replacing PO 51145 due to name change: ORLANDO: SERC Capacity Test Support 2011-2013 (Gary Carlisle)	Dec-2011
522	Engineering	RANDSTAD ENGINEERING				76.15	510100	153219280	RANDSTAD ENGINEERING formerly THINK RESOURCES -replacing PO 51145 due to name change: ORLANDO: SERC Capacity Test Support 2011-2013 (Gary Carlisle)	Dec-2011
523	Engineering	RANDSTAD ENGINEERING				16.18	510100	153219607	RANDSTAD ENGINEERING formerly THINK RESOURCES -replacing PO 51145 due to name change: ORLANDO: SERC Capacity Test Support 2011-2013 (Gary Carlisle)	Dec-2011
524	Engineering	RANDSTAD ENGINEERING				1.80	510100	153219607	RANDSTAD ENGINEERING formerly THINK RESOURCES -replacing PO 51145 due to name change: ORLANDO: SERC Capacity Test Support 2011-2013 (Gary Carlisle)	Dec-2011
525	Engineering	RANDSTAD ENGINEERING				856.66	510100	153219809	RANDSTAD ENGINEERING formerly THINK RESOURCES -replacing PO 51145 due to name change: ORLANDO: SERC Capacity Test Support 2011-2013 (Gary Carlisle)	Dec-2011
526	Engineering	RANDSTAD ENGINEERING				95.18	510100	153219809	RANDSTAD ENGINEERING formerly THINK RESOURCES -replacing PO 51145 due to name change: ORLANDO: SERC Capacity Test Support 2011-2013 (Gary Carlisle)	Dec-2011
527	Engineering	RANDSTAD ENGINEERING				21.57	510100	153220100	RANDSTAD ENGINEERING formerly THINK RESOURCES -replacing PO 51145 due to name change: ORLANDO: SERC Capacity Test Support 2011-2013 (Gary Carlisle)	Dec-2011
528	Engineering	RANDSTAD ENGINEERING				2.40	510100	153220100	RANDSTAD ENGINEERING formerly THINK RESOURCES -replacing PO 51145 due to name change: ORLANDO: SERC Capacity Test Support 2011-2013 (Gary Carlisle)	Dec-2011
529	Engineering	RANDSTAD ENGINEERING				856.66	510100	153220305	RANDSTAD ENGINEERING formerly THINK RESOURCES -replacing PO 51145 due to name change: ORLANDO: SERC Capacity Test Support 2011-2013 (Gary Carlisle)	Dec-2011
530	Engineering	RANDSTAD ENGINEERING				95.18	510100	153220305	RANDSTAD ENGINEERING formerly THINK RESOURCES -replacing PO 51145 due to name change: ORLANDO: SERC Capacity Test Support 2011-2013 (Gary Carlisle)	Dec-2011
531	Engineering	RANDSTAD ENGINEERING				21.57	510100	153220587	RANDSTAD ENGINEERING formerly THINK RESOURCES -replacing PO 51145 due to name change: ORLANDO: SERC Capacity Test Support 2011-2013 (Gary Carlisle)	Dec-2011

KENTUCKY UTILITIES COMPANY
Case No. 2012- 00221
Analysis of Professional Services Expenses For the Test Year

(A)	(B)	(C)	(D)	(E)	(F)	(G)	(H)	(I)		
Line No.	Type	Vendor	Rate Case	Audit	Other	Total	Account	Invoice	Description	Period
532	Engineering	RANDSTAD ENGINEERING				2.40	510100	153220587	RANDSTAD ENGINEERING formerly THINK RESOURCES -replacing PO 51145 due to name change: ORLANDO: SERC Capacity Test Support 2011-2013 (Gary Carlisle)	Dec-2011
533	Engineering	RANDSTAD ENGINEERING				856.66	510100	153221088	RANDSTAD ENGINEERING formerly THINK RESOURCES -replacing PO 51145 due to name change: ORLANDO: SERC Capacity Test Support 2011-2013 (Gary Carlisle)	Dec-2011
534	Engineering	RANDSTAD ENGINEERING				95.18	510100	153221088	RANDSTAD ENGINEERING formerly THINK RESOURCES -replacing PO 51145 due to name change: ORLANDO: SERC Capacity Test Support 2011-2013 (Gary Carlisle)	Dec-2011
535	Engineering	RANDSTAD ENGINEERING				58.14	510100	153221089	RANDSTAD ENGINEERING formerly THINK RESOURCES -replacing PO 51145 due to name change: ORLANDO: SERC Capacity Test Support 2011-2013 (Gary Carlisle)	Dec-2011
536	Engineering	RANDSTAD ENGINEERING				6.46	510100	153221089	RANDSTAD ENGINEERING formerly THINK RESOURCES -replacing PO 51145 due to name change: ORLANDO: SERC Capacity Test Support 2011-2013 (Gary Carlisle)	Dec-2011
537	Engineering	RANDSTAD ENGINEERING				856.66	510100	153221283	RANDSTAD ENGINEERING formerly THINK RESOURCES -replacing PO 51145 due to name change: ORLANDO: SERC Capacity Test Support 2011-2013 (Gary Carlisle)	Jan-2012
538	Engineering	RANDSTAD ENGINEERING				95.18	510100	153221283	RANDSTAD ENGINEERING formerly THINK RESOURCES -replacing PO 51145 due to name change: ORLANDO: SERC Capacity Test Support 2011-2013 (Gary Carlisle)	Jan-2012
539	Engineering	RANDSTAD ENGINEERING				21.57	510100	153221462	RANDSTAD ENGINEERING formerly THINK RESOURCES -replacing PO 51145 due to name change: ORLANDO: SERC Capacity Test Support 2011-2013 (Gary Carlisle)	Jan-2012
540	Engineering	RANDSTAD ENGINEERING				2.40	510100	153221462	RANDSTAD ENGINEERING formerly THINK RESOURCES -replacing PO 51145 due to name change: ORLANDO: SERC Capacity Test Support 2011-2013 (Gary Carlisle)	Jan-2012
541	Engineering	RANDSTAD ENGINEERING				10.79	510100	253200296	RANDSTAD ENGINEERING formerly THINK RESOURCES -replacing PO 51145 due to name change: ORLANDO: SERC Capacity Test Support 2011-2013 (Gary Carlisle)	Jan-2012
542	Engineering	RANDSTAD ENGINEERING				1.20	510100	253200296	RANDSTAD ENGINEERING formerly THINK RESOURCES -replacing PO 51145 due to name change: ORLANDO: SERC Capacity Test Support 2011-2013 (Gary Carlisle)	Jan-2012
543	Engineering	RANDSTAD ENGINEERING				342.67	510100	253200297	RANDSTAD ENGINEERING formerly THINK RESOURCES -replacing PO 51145 due to name change: ORLANDO: SERC Capacity Test Support 2011-2013 (Gary Carlisle)	Jan-2012
544	Engineering	RANDSTAD ENGINEERING				38.07	510100	253200297	RANDSTAD ENGINEERING formerly THINK RESOURCES -replacing PO 51145 due to name change: ORLANDO: SERC Capacity Test Support 2011-2013 (Gary Carlisle)	Jan-2012
545	Engineering	RANDSTAD ENGINEERING				685.33	510100	253200575	RANDSTAD ENGINEERING formerly THINK RESOURCES -replacing PO 51145 due to name change: ORLANDO: SERC Capacity Test Support 2011-2013 (Gary Carlisle)	Jan-2012
546	Engineering	RANDSTAD ENGINEERING				76.15	510100	253200575	RANDSTAD ENGINEERING formerly THINK RESOURCES -replacing PO 51145 due to name change: ORLANDO: SERC Capacity Test Support 2011-2013 (Gary Carlisle)	Jan-2012
547	Engineering	RANDSTAD ENGINEERING				16.04	510100	253200766	RANDSTAD ENGINEERING formerly THINK RESOURCES -replacing PO 51145 due to name change: ORLANDO: SERC Capacity Test Support 2011-2013 (Gary Carlisle)	Jan-2012
548	Engineering	RANDSTAD ENGINEERING				1.78	510100	253200766	RANDSTAD ENGINEERING formerly THINK RESOURCES -replacing PO 51145 due to name change: ORLANDO: SERC Capacity Test Support 2011-2013 (Gary Carlisle)	Jan-2012
549	Engineering	RANDSTAD ENGINEERING				856.66	510100	253201072	RANDSTAD ENGINEERING formerly THINK RESOURCES -replacing PO 51145 due to name change: ORLANDO: SERC Capacity Test Support 2011-2013 (Gary Carlisle)	Jan-2012
550	Engineering	RANDSTAD ENGINEERING				95.18	510100	253201072	RANDSTAD ENGINEERING formerly THINK RESOURCES -replacing PO 51145 due to name change: ORLANDO: SERC Capacity Test Support 2011-2013 (Gary Carlisle)	Jan-2012
551	Engineering	RANDSTAD ENGINEERING				210.38	510100	253201317	RANDSTAD ENGINEERING formerly THINK RESOURCES -replacing PO 51145 due to name change: ORLANDO: SERC Capacity Test Support 2011-2013 (Gary Carlisle)	Jan-2012

KENTUCKY UTILITIES COMPANY
Case No. 2012- 00221
Analysis of Professional Services Expenses For the Test Year

(A)	(B)	(C)	(D)	(E)	(F)	(G)	(H)	(I)		
Line No.	Type	Vendor	Rate Case	Audit	Other	Total	Account	Invoice	Description	Period
552	Engineering	RANDSTAD ENGINEERING				23.38	510100	253201317	RANDSTAD ENGINEERING formerly THINK RESOURCES -replacing PO 51145 due to name change: ORLANDO: SERC Capacity Test Support 2011-2013 (Gary Carlisle)	Jan-2012
553	Engineering	RANDSTAD ENGINEERING				856.66	510100	253201553	RANDSTAD ENGINEERING formerly THINK RESOURCES -replacing PO 51145 due to name change: ORLANDO: SERC Capacity Test Support 2011-2013 (Gary Carlisle)	Feb-2012
554	Engineering	RANDSTAD ENGINEERING				95.18	510100	253201553	RANDSTAD ENGINEERING formerly THINK RESOURCES -replacing PO 51145 due to name change: ORLANDO: SERC Capacity Test Support 2011-2013 (Gary Carlisle)	Feb-2012
555	Engineering	RANDSTAD ENGINEERING				45.74	510100	253201811	RANDSTAD ENGINEERING formerly THINK RESOURCES -replacing PO 51145 due to name change: ORLANDO: SERC Capacity Test Support 2011-2013 (Gary Carlisle)	Feb-2012
556	Engineering	RANDSTAD ENGINEERING				5.08	510100	253201811	RANDSTAD ENGINEERING formerly THINK RESOURCES -replacing PO 51145 due to name change: ORLANDO: SERC Capacity Test Support 2011-2013 (Gary Carlisle)	Feb-2012
557	Engineering	RANDSTAD ENGINEERING				856.66	510100	253202019	RANDSTAD ENGINEERING formerly THINK RESOURCES -replacing PO 51145 due to name change: ORLANDO: SERC Capacity Test Support 2011-2013 (Gary Carlisle)	Feb-2012
558	Engineering	RANDSTAD ENGINEERING				95.18	510100	253202019	RANDSTAD ENGINEERING formerly THINK RESOURCES -replacing PO 51145 due to name change: ORLANDO: SERC Capacity Test Support 2011-2013 (Gary Carlisle)	Feb-2012
559	Engineering	RANDSTAD ENGINEERING				27.92	510100	253202287	RANDSTAD ENGINEERING formerly THINK RESOURCES -replacing PO 51145 due to name change: ORLANDO: SERC Capacity Test Support 2011-2013 (Gary Carlisle)	Feb-2012
560	Engineering	RANDSTAD ENGINEERING				3.10	510100	253202287	RANDSTAD ENGINEERING formerly THINK RESOURCES -replacing PO 51145 due to name change: ORLANDO: SERC Capacity Test Support 2011-2013 (Gary Carlisle)	MAR-2012
561	Engineering	RANDSTAD ENGINEERING				856.66	510100	253202481	RANDSTAD ENGINEERING formerly THINK RESOURCES -replacing PO 51145 due to name change: ORLANDO: SERC Capacity Test Support 2011-2013 (Gary Carlisle)	Feb-2012
562	Engineering	RANDSTAD ENGINEERING				95.18	510100	253202481	RANDSTAD ENGINEERING formerly THINK RESOURCES -replacing PO 51145 due to name change: ORLANDO: SERC Capacity Test Support 2011-2013 (Gary Carlisle)	MAR-2012
563	Engineering	RANDSTAD ENGINEERING				160.05	510100	253202746	RANDSTAD ENGINEERING formerly THINK RESOURCES -replacing PO 51145 due to name change: ORLANDO: SERC Capacity Test Support 2011-2013 (Gary Carlisle)	Feb-2012
564	Engineering	RANDSTAD ENGINEERING				17.78	510100	253202746	RANDSTAD ENGINEERING formerly THINK RESOURCES -replacing PO 51145 due to name change: ORLANDO: SERC Capacity Test Support 2011-2013 (Gary Carlisle)	MAR-2012
565	Engineering	RANDSTAD ENGINEERING				856.66	500900	253202949	RANDSTAD ENGINEERING - ORLANDO - SERC CAPACITY TEST SUPPORT for 2012 - GARY CARLISLE'S TIME!	MAR-2012
566	Engineering	RANDSTAD ENGINEERING				95.18	510100	253202949	RANDSTAD ENGINEERING - ORLANDO - SERC CAPACITY TEST SUPPORT for 2012 - GARY CARLISLE'S TIME!	MAR-2012
567	Engineering	RANDSTAD ENGINEERING				856.66	500900	253203423	RANDSTAD ENGINEERING - ORLANDO - SERC CAPACITY TEST SUPPORT for 2012 - GARY CARLISLE'S TIME!	MAR-2012
568	Engineering	RANDSTAD ENGINEERING				95.18	510100	253203423	RANDSTAD ENGINEERING - ORLANDO - SERC CAPACITY TEST SUPPORT for 2012 - GARY CARLISLE'S TIME!	MAR-2012
569	Engineering	RANDSTAD ENGINEERING				856.66	500900	253203905	RANDSTAD ENGINEERING - ORLANDO - SERC CAPACITY TEST SUPPORT for 2012 - GARY CARLISLE'S TIME!	MAR-2012
570	Engineering	RANDSTAD ENGINEERING				95.18	510100	253203905	RANDSTAD ENGINEERING - ORLANDO - SERC CAPACITY TEST SUPPORT for 2012 - GARY CARLISLE'S TIME!	MAR-2012
571	Engineering	RANDSTAD ENGINEERING				856.66	500900	253204363	RANDSTAD ENGINEERING - ORLANDO - SERC CAPACITY TEST SUPPORT for 2012 - GARY CARLISLE'S TIME!	MAR-2012
572	Engineering	RANDSTAD ENGINEERING				95.18	510100	253204363	RANDSTAD ENGINEERING - ORLANDO - SERC CAPACITY TEST SUPPORT for 2012 - GARY CARLISLE'S TIME!	MAR-2012
573	Engineering	RANDSTAD ENGINEERING				856.66	500900	253204842	RANDSTAD ENGINEERING - ORLANDO - SERC CAPACITY TEST SUPPORT for 2012 - GARY CARLISLE'S TIME!	MAR-2012
574	Engineering	RANDSTAD ENGINEERING				95.18	510100	253204842	RANDSTAD ENGINEERING - ORLANDO - SERC CAPACITY TEST SUPPORT for 2012 - GARY CARLISLE'S TIME!	MAR-2012

KENTUCKY UTILITIES COMPANY
Case No. 2012- 00221
Analysis of Professional Services Expenses For the Test Year

(A)	(B)	(C)	(D)	(E)	(F)	(G)	(H)	(I)		
Line No.	Type	Vendor	Rate Case	Audit	Other	Total	Account	Invoice	Description	Period
575	Engineering	RANDSTAD ENGINEERING				856.66	500900	253205312	RANDSTAD ENGINEERING - ORLANDO - SERC CAPACITY TEST SUPPORT for 2012 - GARY CARLISLE'S TIME!	MAR-2012
576	Engineering	RANDSTAD ENGINEERING				95.18	510100	253205312	RANDSTAD ENGINEERING - ORLANDO - SERC CAPACITY TEST SUPPORT for 2012 - GARY CARLISLE'S TIME!	MAR-2012
577	Engineering	SCHWEITZER ENGINEERING LABORATORIES INC				3,219.12	573100	45292412351	SEL Invoice # 45292-412351 - Developing engineering/drafting standards	Dec-2011
578	Engineering	SCHWEITZER ENGINEERING LABORATORIES INC				5,309.85	573100	45292419164	SEL Invoice # 45292-412351 - Developing engineering/drafting standards	Jan-2012
579	Engineering	SCHWEITZER ENGINEERING LABORATORIES INC				4,903.44	573100	45292430626	SEL Invoice # 45292-412351 - Developing engineering/drafting standards	MAR-2012
580	Engineering	SIEMENS ENERGY INC				13,767.14	513100	96047926	Provide one (1) Technical Field Assistance (TFA) engineer on a time and material basis to assist with the reassemble of the BR1 extension shaft. All work is as described in Siemens offer #RFCN11058-LW-7548. This is a not-to-exceed amount.	Jun-2011
581	Engineering	SIEMENS ENERGY INC				25,992.38	513100	96051522	INVESTIGATE BROWN 1 ROTOR TRAIN POSITION	NOV-2011
582	Engineering	SIEMENS INDUSTRY INC				2,747.02	512005	5565199617	PROVIDE TECHNICAL SUPPORT TO ASSIST KU PERSONNEL WITH THE EXCHANGE OF HIGH SPEED SHAFT	JUL-2011
583	Engineering	SOUTHWEST POWER POOL				5,000.00	588100	LGE2011011SIS	Invoice # LGE-2011-011SIS -System Impact Study on Beltline/IBM Sub - James Claine	Jun-2011
584	Engineering	SOUTHWEST POWER POOL				5,000.00	588100	LGE2011012FSA	Invoice # LGE-2011-012FSA -Facility Study - Determine scope and estimate cost of the additions/upgrades to the transmission system needed to accommodate the requested service on Black Branch Road Sub - Tim Smith	AUG-2011
585	Engineering	SOUTHWEST POWER POOL				5,000.00	588100	LGE2011012SIS	Invoice # LGE-2011-012SIS -System Impact Study on Black Branch Road Sub - Tim Smith	Jun-2011
586	Engineering	SOUTHWEST POWER POOL				5,000.00	588100	LGE2011015SIS	Invoice # LGE-2011-015SIS -System Impact Study on Mehdahl Carntown - James Burns	Jun-2011
587	Engineering	SOUTHWEST POWER POOL				2,300.00	921903	LGE2011019SIS	Southwest Power Pool, Inc., System Impact Study for LGE-2011-019SIS, Oasis #76031200, Project: Peaker 3 for the amount of \$5,000.00	SEP-2011
588	Engineering	SOUTHWEST POWER POOL				2,300.00	921903	LGE2011020SIS	Southwest Power Pool, Inc., System Impact Study for LGE-2011-020SIS, Oasis #76031293, Project: Peaker 2 for the amount of \$5,000.00	SEP-2011
589	Engineering	SOUTHWEST POWER POOL				2,300.00	921903	LGE2011021SIS	Southwest Power Pool, Inc., System Impact Study for LGE-2011-021SIS, Oasis #76031206, Project: Peaker 1 for the amount of \$5,000.00	SEP-2011
590	Engineering	SOUTHWEST POWER POOL				5,000.00	910001	LGE2011026SIS	SPP System Impact Study for LGE-2011-026DID; Oasis #76223763; Project Name: Versailles Bypass 4 MW for Pilkington	OCT-2011
591	Engineering	SOUTHWEST POWER POOL				5,000.00	910001	LGE2011027SIS	System Impact Study for LGE-2011-027SIS; Oasis #76250649; Project Name: Horse Cave 4MW	OCT-2011
592	Engineering	SOUTHWEST POWER POOL				5,000.00	588100	LGE2011028FS	Invoice # LGE2011-028 -Deposit on Facility Study on Polo Sub in the amount of \$5,000. - Jim Burns To determine the scope and estimate the cost of the additions or upgrades to the Transm System OASIS # 76362637	Feb-2012
593	Engineering	SOUTHWEST POWER POOL				5,000.00	588100	LGE2011028SIS	Invoice # LGE-2011-028SIS -Deposit on System Impact Study on Polo Sub in the amount of \$5,000. - Jim Burns	Dec-2011
594	Engineering	STANTEC				1,217.33	923100	478607	invoice #478607 - SPCC and BMP plan revisions	APR-2011
595	Engineering	STANTEC				4,947.14	923100	484558	SPCC and BMP Plan Revisions	MAY-2011
596	Engineering	STANTEC				46,496.47	512005	492762	GHENT GYPSUM STACK EXPANSION ENGINEERING REVIEW	MAY-2011
597	Engineering	STANTEC				10,604.74	923900	493738	Invoice #493738 - SPCC and BMP Plan Revisions	Jun-2011
598	Engineering	STANTEC				471.37	923100	505447	Invoice #505447 - SPCC and BMP Plan Revisions	JUL-2011
599	Engineering	STANTEC				7,787.97	923900	518796	Invoice #518796 - SPCC and BMP plan revisions	SEP-2011
600	Engineering	STANTEC				2,549.53	923100	525501	Invoice #525501 - SPCC and BMP Plan Revisions	OCT-2011
601	Engineering	STANTEC				4,991.37	923900	532628	invoice #532628 - SPCC and BMP Revisions	NOV-2011
602	Engineering	STANTEC				19,504.39	923900	542579	invoice #542579 - SPCC and BMP Plan Revisions	Dec-2011
603	Engineering	STANTEC				2,320.00	554100	545913	DAM SURVEY IN DECEMBER 2011	Dec-2011
604	Engineering	STANTEC				5,432.50	510100	551968	STANTEC: WHITE/MILLAY: GHENT instrumentation survey	Jan-2012
605	Engineering	STANTEC				1,795.50	510100	560382	STANTEC: WHITE/MILLAY: GHENT instrumentation survey	Feb-2012
606	Engineering	STANTEC				2,320.00	554100	546595175565170	DAM SURVEY ON JUNE 7, 2011	Dec-2011
607	Engineering	STRUCTURAL INTEGRITY ASSOC INC				8,018.10	513100	37227	BR3 Service Water Pump Shaft and Coupling Metallurgical Analysis as described in Wendy Weiss' e-mail dated 10/26/11.	Dec-2011
608	Engineering	THINK RESOURCES				856.66	510100	153204400	THINK RESOURCES: ORLANDO: Gary Carlisle continued VISTA and SERC Capacity Test Support(2011-2013)	APR-2011
609	Engineering	THINK RESOURCES				95.18	510100	153204400	THINK RESOURCES: ORLANDO: Gary Carlisle continued VISTA and SERC Capacity Test Support(2011-2013)	APR-2011
610	Engineering	THINK RESOURCES				44.06	510100	153204608	THINK RESOURCES: ORLANDO: Gary Carlisle continued VISTA and SERC Capacity Test Support(2011-2013)	APR-2011

KENTUCKY UTILITIES COMPANY
Case No. 2012- 00221
Analysis of Professional Services Expenses For the Test Year

(A)	(B)	(C)	(D)	(E)	(F)	(G)	(H)	(I)		
Line No.	Type	Vendor	Rate Case	Audit	Other	Total	Account	Invoice	Description	Period
611	Engineering	THINK RESOURCES				4.90	510100	153204608	THINK RESOURCES: ORLANDO: Gary Carlisle continued VISTA and SERC Capacity Test Support(2011-2013)	APR-2011
612	Engineering	THINK RESOURCES				856.66	510100	153204962	THINK RESOURCES: ORLANDO: Gary Carlisle continued VISTA and SERC Capacity Test Support(2011-2013)	APR-2011
613	Engineering	THINK RESOURCES				95.18	510100	153204962	THINK RESOURCES: ORLANDO: Gary Carlisle continued VISTA and SERC Capacity Test Support(2011-2013)	APR-2011
614	Engineering	THINK RESOURCES				89.69	510100	153204963	THINK RESOURCES: ORLANDO: Gary Carlisle continued VISTA and SERC Capacity Test Support(2011-2013)	APR-2011
615	Engineering	THINK RESOURCES				9.96	510100	153204963	THINK RESOURCES: ORLANDO: Gary Carlisle continued VISTA and SERC Capacity Test Support(2011-2013)	APR-2011
616	Engineering	THINK RESOURCES				856.66	510100	153205150	THINK RESOURCES: ORLANDO: Gary Carlisle continued VISTA and SERC Capacity Test Support(2011-2013)	APR-2011
617	Engineering	THINK RESOURCES				95.18	510100	153205150	THINK RESOURCES: ORLANDO: Gary Carlisle continued VISTA and SERC Capacity Test Support(2011-2013)	APR-2011
618	Engineering	THINK RESOURCES				44.06	510100	153205371	THINK RESOURCES: ORLANDO: Gary Carlisle continued VISTA and SERC Capacity Test Support(2011-2013)	APR-2011
619	Engineering	THINK RESOURCES				4.90	510100	153205371	THINK RESOURCES: ORLANDO: Gary Carlisle continued VISTA and SERC Capacity Test Support(2011-2013)	APR-2011
620	Engineering	THINK RESOURCES				856.66	510100	153205538	THINK RESOURCES: ORLANDO: Gary Carlisle continued VISTA and SERC Capacity Test Support(2011-2013)	APR-2011
621	Engineering	THINK RESOURCES				95.18	510100	153205538	THINK RESOURCES: ORLANDO: Gary Carlisle continued VISTA and SERC Capacity Test Support(2011-2013)	APR-2011
622	Engineering	THINK RESOURCES				60.59	510100	153205770	THINK RESOURCES: ORLANDO: Gary Carlisle continued VISTA and SERC Capacity Test Support(2011-2013)	APR-2011
623	Engineering	THINK RESOURCES				6.73	510100	153205770	THINK RESOURCES: ORLANDO: Gary Carlisle continued VISTA and SERC Capacity Test Support(2011-2013)	APR-2011
624	Engineering	THINK RESOURCES				856.66	510100	153205950	THINK RESOURCES: ORLANDO: Gary Carlisle continued VISTA and SERC Capacity Test Support(2011-2013)	MAY-2011
625	Engineering	THINK RESOURCES				95.18	510100	153205950	THINK RESOURCES: ORLANDO: Gary Carlisle continued VISTA and SERC Capacity Test Support(2011-2013)	MAY-2011
626	Engineering	THINK RESOURCES				54.42	510100	153206150	THINK RESOURCES: ORLANDO: Gary Carlisle continued VISTA and SERC Capacity Test Support(2011-2013)	MAY-2011
627	Engineering	THINK RESOURCES				6.05	510100	153206150	THINK RESOURCES: ORLANDO: Gary Carlisle continued VISTA and SERC Capacity Test Support(2011-2013)	MAY-2011
628	Engineering	THINK RESOURCES				856.66	510100	153206324	THINK RESOURCES: ORLANDO: Gary Carlisle continued VISTA and SERC Capacity Test Support(2011-2013)	MAY-2011
629	Engineering	THINK RESOURCES				95.18	510100	153206324	THINK RESOURCES: ORLANDO: Gary Carlisle continued VISTA and SERC Capacity Test Support(2011-2013)	MAY-2011
630	Engineering	THINK RESOURCES				38.00	510100	153206521	THINK RESOURCES: ORLANDO: Gary Carlisle continued VISTA and SERC Capacity Test Support(2011-2013)	MAY-2011
631	Engineering	THINK RESOURCES				4.22	510100	153206521	THINK RESOURCES: ORLANDO: Gary Carlisle continued VISTA and SERC Capacity Test Support(2011-2013)	MAY-2011
632	Engineering	THINK RESOURCES				856.66	510100	153206705	THINK RESOURCES: ORLANDO: Gary Carlisle continued VISTA and SERC Capacity Test Support(2011-2013)	MAY-2011
633	Engineering	THINK RESOURCES				95.18	510100	153206705	THINK RESOURCES: ORLANDO: Gary Carlisle continued VISTA and SERC Capacity Test Support(2011-2013)	MAY-2011
634	Engineering	THINK RESOURCES				80.96	510100	153206890	THINK RESOURCES: ORLANDO: Gary Carlisle continued VISTA and SERC Capacity Test Support(2011-2013)	MAY-2011
635	Engineering	THINK RESOURCES				9.00	510100	153206890	THINK RESOURCES: ORLANDO: Gary Carlisle continued VISTA and SERC Capacity Test Support(2011-2013)	MAY-2011
636	Engineering	THINK RESOURCES				856.66	510100	153207085	THINK RESOURCES: ORLANDO: Gary Carlisle continued VISTA and SERC Capacity Test Support(2011-2013)	MAY-2011
637	Engineering	THINK RESOURCES				95.18	510100	153207085	THINK RESOURCES: ORLANDO: Gary Carlisle continued VISTA and SERC Capacity Test Support(2011-2013)	MAY-2011
638	Engineering	THINK RESOURCES				129.99	510100	153207270	THINK RESOURCES: ORLANDO: Gary Carlisle continued VISTA and SERC Capacity Test Support(2011-2013)	MAY-2011
639	Engineering	THINK RESOURCES				14.44	510100	153207270	THINK RESOURCES: ORLANDO: Gary Carlisle continued VISTA and SERC Capacity Test Support(2011-2013)	MAY-2011
640	Engineering	THINK RESOURCES				856.66	510100	153207706	THINK RESOURCES: ORLANDO: Gary Carlisle continued VISTA and SERC Capacity Test Support(2011-2013)	Jun-2011

KENTUCKY UTILITIES COMPANY
Case No. 2012- 00221
Analysis of Professional Services Expenses For the Test Year

(A)	(B)	(C)	(D)	(E)	(F)	(G)	(H)	(I)		
Line No.	Type	Vendor	Rate Case	Audit	Other	Total	Account	Invoice	Description	Period
641	Engineering	THINK RESOURCES				95.18	510100	153207706	THINK RESOURCES: ORLANDO: Gary Carlisle continued VISTA and SERC Capacity Test Support(2011-2013)	Jun-2011
642	Engineering	THINK RESOURCES				85.37	510100	153207707	THINK RESOURCES: ORLANDO: Gary Carlisle continued VISTA and SERC Capacity Test Support(2011-2013)	Jun-2011
643	Engineering	THINK RESOURCES				9.49	510100	153207707	THINK RESOURCES: ORLANDO: Gary Carlisle continued VISTA and SERC Capacity Test Support(2011-2013)	Jun-2011
644	Engineering	THINK RESOURCES				856.66	510100	153207886	THINK RESOURCES: ORLANDO: Gary Carlisle continued VISTA and SERC Capacity Test Support(2011-2013)	Jun-2011
645	Engineering	THINK RESOURCES				95.18	510100	153207886	THINK RESOURCES: ORLANDO: Gary Carlisle continued VISTA and SERC Capacity Test Support(2011-2013)	Jun-2011
646	Engineering	THINK RESOURCES				38.00	510100	153207887	THINK RESOURCES: ORLANDO: Gary Carlisle continued VISTA and SERC Capacity Test Support(2011-2013)	Jun-2011
647	Engineering	THINK RESOURCES				4.22	510100	153207887	THINK RESOURCES: ORLANDO: Gary Carlisle continued VISTA and SERC Capacity Test Support(2011-2013)	Jun-2011
648	Engineering	THINK RESOURCES				685.33	510100	153208274	THINK RESOURCES: ORLANDO: Gary Carlisle continued VISTA and SERC Capacity Test Support(2011-2013)	Jun-2011
649	Engineering	THINK RESOURCES				76.15	510100	153208274	THINK RESOURCES: ORLANDO: Gary Carlisle continued VISTA and SERC Capacity Test Support(2011-2013)	Jun-2011
650	Engineering	THINK RESOURCES				59.21	510100	153208477	THINK RESOURCES: ORLANDO: Gary Carlisle continued VISTA and SERC Capacity Test Support(2011-2013)	Jun-2011
651	Engineering	THINK RESOURCES				6.58	510100	153208477	THINK RESOURCES: ORLANDO: Gary Carlisle continued VISTA and SERC Capacity Test Support(2011-2013)	Jun-2011
652	Engineering	THINK RESOURCES				856.66	510100	153208690	THINK RESOURCES: ORLANDO: Gary Carlisle continued VISTA and SERC Capacity Test Support(2011-2013)	Jun-2011
653	Engineering	THINK RESOURCES				95.18	510100	153208690	THINK RESOURCES: ORLANDO: Gary Carlisle continued VISTA and SERC Capacity Test Support(2011-2013)	Jun-2011
654	Engineering	THINK RESOURCES				65.54	510100	153208866	THINK RESOURCES: ORLANDO: Gary Carlisle continued VISTA and SERC Capacity Test Support(2011-2013)	Jun-2011
655	Engineering	THINK RESOURCES				7.28	510100	153208866	THINK RESOURCES: ORLANDO: Gary Carlisle continued VISTA and SERC Capacity Test Support(2011-2013)	Jun-2011
656	Engineering	THINK RESOURCES				856.66	510100	153209088	THINK RESOURCES: ORLANDO: Gary Carlisle continued VISTA and SERC Capacity Test Support(2011-2013)	Jun-2011
657	Engineering	THINK RESOURCES				95.18	510100	153209088	THINK RESOURCES: ORLANDO: Gary Carlisle continued VISTA and SERC Capacity Test Support(2011-2013)	Jun-2011
658	Engineering	THINK RESOURCES				43.40	510100	153209268	THINK RESOURCES: ORLANDO: Gary Carlisle continued VISTA and SERC Capacity Test Support(2011-2013)	Jun-2011
659	Engineering	THINK RESOURCES				4.82	510100	153209268	THINK RESOURCES: ORLANDO: Gary Carlisle continued VISTA and SERC Capacity Test Support(2011-2013)	Jun-2011
660	Engineering	THINK RESOURCES				792.40	510100	153209501	THINK RESOURCES: ORLANDO: Gary Carlisle continued VISTA and SERC Capacity Test Support(2011-2013)	JUL-2011
661	Engineering	THINK RESOURCES				88.05	510100	153209501	THINK RESOURCES: ORLANDO: Gary Carlisle continued VISTA and SERC Capacity Test Support(2011-2013)	JUL-2011
662	Engineering	THINK RESOURCES				65.28	510100	153209719	THINK RESOURCES: ORLANDO: Gary Carlisle continued VISTA and SERC Capacity Test Support(2011-2013)	JUL-2011
663	Engineering	THINK RESOURCES				7.25	510100	153209719	THINK RESOURCES: ORLANDO: Gary Carlisle continued VISTA and SERC Capacity Test Support(2011-2013)	JUL-2011
664	Engineering	THINK RESOURCES				856.66	510100	153209878	THINK RESOURCES: ORLANDO: Gary Carlisle continued VISTA and SERC Capacity Test Support(2011-2013)	JUL-2011
665	Engineering	THINK RESOURCES				95.18	510100	153209878	THINK RESOURCES: ORLANDO: Gary Carlisle continued VISTA and SERC Capacity Test Support(2011-2013)	JUL-2011
666	Engineering	THINK RESOURCES				54.53	510100	153210059	THINK RESOURCES: ORLANDO: Gary Carlisle continued VISTA and SERC Capacity Test Support(2011-2013)	JUL-2011
667	Engineering	THINK RESOURCES				6.06	510100	153210059	THINK RESOURCES: ORLANDO: Gary Carlisle continued VISTA and SERC Capacity Test Support(2011-2013)	JUL-2011
668	Engineering	THINK RESOURCES				685.33	510100	153210324	THINK RESOURCES: ORLANDO: Gary Carlisle continued VISTA and SERC Capacity Test Support(2011-2013)	JUL-2011
669	Engineering	THINK RESOURCES				76.15	510100	153210324	THINK RESOURCES: ORLANDO: Gary Carlisle continued VISTA and SERC Capacity Test Support(2011-2013)	JUL-2011
670	Engineering	THINK RESOURCES				29.37	510100	153210477	THINK RESOURCES: ORLANDO: Gary Carlisle continued VISTA and SERC Capacity Test Support(2011-2013)	JUL-2011

KENTUCKY UTILITIES COMPANY
Case No. 2012- 00221
Analysis of Professional Services Expenses For the Test Year

(A)	(B)	(C)	(D)	(E)	(F)	(G)	(H)	(I)		
Line No.	Type	Vendor	Rate Case	Audit	Other	Total	Account	Invoice	Description	Period
671	Engineering	THINK RESOURCES				3.26	510100	153210477	THINK RESOURCES: ORLANDO: Gary Carlisle continued VISTA and SERC Capacity Test Support(2011-2013)	JUL-2011
672	Engineering	THINK RESOURCES				856.66	510100	153210730	THINK RESOURCES: ORLANDO: Gary Carlisle continued VISTA and SERC Capacity Test Support(2011-2013)	JUL-2011
673	Engineering	THINK RESOURCES				95.18	510100	153210730	THINK RESOURCES: ORLANDO: Gary Carlisle continued VISTA and SERC Capacity Test Support(2011-2013)	JUL-2011
674	Engineering	THINK RESOURCES				119.88	510100	153210911	THINK RESOURCES: ORLANDO: Gary Carlisle continued VISTA and SERC Capacity Test Support(2011-2013)	JUL-2011
675	Engineering	THINK RESOURCES				13.32	510100	153210911	THINK RESOURCES: ORLANDO: Gary Carlisle continued VISTA and SERC Capacity Test Support(2011-2013)	JUL-2011
676	Engineering	THINK RESOURCES				856.66	510100	153211181	THINK RESOURCES: ORLANDO: Gary Carlisle continued VISTA and SERC Capacity Test Support(2011-2013)	AUG-2011
677	Engineering	THINK RESOURCES				95.18	510100	153211181	THINK RESOURCES: ORLANDO: Gary Carlisle continued VISTA and SERC Capacity Test Support(2011-2013)	AUG-2011
678	Engineering	THINK RESOURCES				35.96	510100	153211338	THINK RESOURCES: ORLANDO: Gary Carlisle continued VISTA and SERC Capacity Test Support(2011-2013)	AUG-2011
679	Engineering	THINK RESOURCES				4.00	510100	153211338	THINK RESOURCES: ORLANDO: Gary Carlisle continued VISTA and SERC Capacity Test Support(2011-2013)	AUG-2011
680	Engineering	THINK RESOURCES				856.66	510100	153211568	THINK RESOURCES: ORLANDO: Gary Carlisle continued VISTA and SERC Capacity Test Support(2011-2013)	AUG-2011
681	Engineering	THINK RESOURCES				95.18	510100	153211568	THINK RESOURCES: ORLANDO: Gary Carlisle continued VISTA and SERC Capacity Test Support(2011-2013)	AUG-2011
682	Engineering	THINK RESOURCES				47.95	510100	153211792	THINK RESOURCES: ORLANDO: Gary Carlisle continued VISTA and SERC Capacity Test Support(2011-2013)	AUG-2011
683	Engineering	THINK RESOURCES				5.33	510100	153211792	THINK RESOURCES: ORLANDO: Gary Carlisle continued VISTA and SERC Capacity Test Support(2011-2013)	AUG-2011
684	Engineering	THINK RESOURCES				856.66	510100	153212013	THINK RESOURCES: ORLANDO: Gary Carlisle continued VISTA and SERC Capacity Test Support(2011-2013)	AUG-2011
685	Engineering	THINK RESOURCES				95.18	510100	153212013	THINK RESOURCES: ORLANDO: Gary Carlisle continued VISTA and SERC Capacity Test Support(2011-2013)	AUG-2011
686	Engineering	THINK RESOURCES				40.17	510100	153212255	THINK RESOURCES: ORLANDO: Gary Carlisle continued VISTA and SERC Capacity Test Support(2011-2013)	AUG-2011
687	Engineering	THINK RESOURCES				4.46	510100	153212255	THINK RESOURCES: ORLANDO: Gary Carlisle continued VISTA and SERC Capacity Test Support(2011-2013)	AUG-2011
688	Engineering	THINK RESOURCES				856.66	510100	153212414	THINK RESOURCES: ORLANDO: Gary Carlisle continued VISTA and SERC Capacity Test Support(2011-2013)	AUG-2011
689	Engineering	THINK RESOURCES				95.18	510100	153212414	THINK RESOURCES: ORLANDO: Gary Carlisle continued VISTA and SERC Capacity Test Support(2011-2013)	AUG-2011
690	Engineering	THINK RESOURCES				104.89	510100	153212650	THINK RESOURCES: ORLANDO: Gary Carlisle continued VISTA and SERC Capacity Test Support(2011-2013)	AUG-2011
691	Engineering	THINK RESOURCES				11.66	510100	153212650	THINK RESOURCES: ORLANDO: Gary Carlisle continued VISTA and SERC Capacity Test Support(2011-2013)	AUG-2011
692	Engineering	THINK RESOURCES				856.66	510100	153212837	THINK RESOURCES: ORLANDO: Gary Carlisle continued VISTA and SERC Capacity Test Support(2011-2013)	AUG-2011
693	Engineering	THINK RESOURCES				95.18	510100	153212837	THINK RESOURCES: ORLANDO: Gary Carlisle continued VISTA and SERC Capacity Test Support(2011-2013)	AUG-2011
694	Engineering	THINK RESOURCES				21.57	510100	153213060	THINK RESOURCES: ORLANDO: Gary Carlisle continued VISTA and SERC Capacity Test Support(2011-2013)	AUG-2011
695	Engineering	THINK RESOURCES				2.40	510100	153213060	THINK RESOURCES: ORLANDO: Gary Carlisle continued VISTA and SERC Capacity Test Support(2011-2013)	AUG-2011
696	Engineering	THINK RESOURCES				856.66	510100	153213268	THINK RESOURCES: ORLANDO: Gary Carlisle continued VISTA and SERC Capacity Test Support(2011-2013)	SEP-2011
697	Engineering	THINK RESOURCES				95.18	510100	153213268	THINK RESOURCES: ORLANDO: Gary Carlisle continued VISTA and SERC Capacity Test Support(2011-2013)	SEP-2011
698	Engineering	THINK RESOURCES				21.57	510100	153213502	THINK RESOURCES: ORLANDO: Gary Carlisle continued VISTA and SERC Capacity Test Support(2011-2013)	SEP-2011
699	Engineering	THINK RESOURCES				2.40	510100	153213502	THINK RESOURCES: ORLANDO: Gary Carlisle continued VISTA and SERC Capacity Test Support(2011-2013)	SEP-2011
700	Engineering	THINK RESOURCES				856.66	510100	153213676	THINK RESOURCES: ORLANDO: Gary Carlisle continued VISTA and SERC Capacity Test Support(2011-2013)	SEP-2011

KENTUCKY UTILITIES COMPANY
Case No. 2012- 00221
Analysis of Professional Services Expenses For the Test Year

(A)	(B)	(C)	(D)	(E)	(F)	(G)	(H)	(I)		
Line No.	Type	Vendor	Rate Case	Audit	Other	Total	Account	Invoice	Description	Period
701	Engineering	THINK RESOURCES				95.18	510100	153213676	THINK RESOURCES: ORLANDO: Gary Carlisle continued VISTA and SERC Capacity Test Support(2011-2013)	SEP-2011
702	Engineering	THINK RESOURCES				21.57	510100	153213849	THINK RESOURCES: ORLANDO: Gary Carlisle continued VISTA and SERC Capacity Test Support(2011-2013)	SEP-2011
703	Engineering	THINK RESOURCES				2.40	510100	153213849	THINK RESOURCES: ORLANDO: Gary Carlisle continued VISTA and SERC Capacity Test Support(2011-2013)	SEP-2011
704	Engineering	THINK RESOURCES				685.33	510100	153214124	THINK RESOURCES: ORLANDO: Gary Carlisle continued VISTA and SERC Capacity Test Support(2011-2013)	SEP-2011
705	Engineering	THINK RESOURCES				76.15	510100	153214124	THINK RESOURCES: ORLANDO: Gary Carlisle continued VISTA and SERC Capacity Test Support(2011-2013)	SEP-2011
706	Engineering	THINK RESOURCES				16.18	510100	153214305	THINK RESOURCES: ORLANDO: Gary Carlisle continued VISTA and SERC Capacity Test Support(2011-2013)	SEP-2011
707	Engineering	THINK RESOURCES				1.80	510100	153214305	THINK RESOURCES: ORLANDO: Gary Carlisle continued VISTA and SERC Capacity Test Support(2011-2013)	SEP-2011
708	Engineering	THINK RESOURCES				856.66	510100	153214582	THINK RESOURCES: ORLANDO: Gary Carlisle continued VISTA and SERC Capacity Test Support(2011-2013)	SEP-2011
709	Engineering	THINK RESOURCES				95.18	510100	153214582	THINK RESOURCES: ORLANDO: Gary Carlisle continued VISTA and SERC Capacity Test Support(2011-2013)	SEP-2011
710	Engineering	THINK RESOURCES				21.57	510100	153214848	THINK RESOURCES: ORLANDO: Gary Carlisle continued VISTA and SERC Capacity Test Support(2011-2013)	SEP-2011
711	Engineering	THINK RESOURCES				2.40	510100	153214848	THINK RESOURCES: ORLANDO: Gary Carlisle continued VISTA and SERC Capacity Test Support(2011-2013)	SEP-2011
712	Engineering	THINK RESOURCES				856.66	510100	153215068	THINK RESOURCES: ORLANDO: Gary Carlisle continued VISTA and SERC Capacity Test Support(2011-2013)	OCT-2011
713	Engineering	THINK RESOURCES				95.18	510100	153215068	THINK RESOURCES: ORLANDO: Gary Carlisle continued VISTA and SERC Capacity Test Support(2011-2013)	OCT-2011
714	Engineering	THINK RESOURCES				75.05	510100	153215069	THINK RESOURCES: ORLANDO: Gary Carlisle continued VISTA and SERC Capacity Test Support(2011-2013)	OCT-2011
715	Engineering	THINK RESOURCES				8.34	510100	153215069	THINK RESOURCES: ORLANDO: Gary Carlisle continued VISTA and SERC Capacity Test Support(2011-2013)	OCT-2011
716	Engineering	TRANSERV INTERNATIONAL INC				5,590.00	560900	2493	Invoice # 2493 for June 2011 Charges to Perform LG&E Market Flow Impact Study Task Order # 03	AUG-2011
717	Engineering	TRANSERV INTERNATIONAL INC				33,808.07	560900	2494	TranServ Labor April-June 2011 Invoice#2494/for BKV/023050	SEP-2011
718	Engineering	TRANSERV INTERNATIONAL INC				15,502.50	560900	2498	July Charges for LG&E Market Flow Study #03	AUG-2011
719	Engineering	TRANSERV INTERNATIONAL INC				21,243.90	560900	2512	Transmission Operator Compliance Readiness LGE&KU Labor for July	SEP-2011
720	Engineering	TRANSERV INTERNATIONAL INC				9,983.19	560900	2515	LG&E Market Flow Impact Study - August - invoice no. 2515	OCT-2011
721	Engineering	TRANSERV INTERNATIONAL INC				20,189.81	560900	2516	Invoice # 2516/ Task Order 02 Transmission Operator Compliance Readiness Assessment for LGE-KU Please note hourly rates changed eff 8/8/2011 37.5 Maja N \$150=5625 141.5 Maja N \$157.50=22286.25 15 Earl CS210=3150	SEP-2011
722	Engineering	TRANSERV INTERNATIONAL INC				25,729.44	560900	2535	Operator Compliance Readiness Assessment Process - Sept 2011	NOV-2011
723	Engineering	TRANSERV INTERNATIONAL INC				2,559.37	560900	2536	LG&E Market Flow Impact Study - September 2011 - invoice no. 2536	OCT-2011
724	Engineering	TRANSERV INTERNATIONAL INC				53,390.61	566900	2555	ITO Transition Project - Task Order #1 Through November - Invoice #2555	Dec-2011
725	Engineering	TRANSERV INTERNATIONAL INC				2,873.41	566900	2564	Travel Expenses for Task Order #01 - Invoice #2564	Dec-2011
726	Engineering	TRANSERV INTERNATIONAL INC				23,628.15	566900	2572	LKE Task Order #01 - December 2011 - Invoice 2572	Feb-2012
727	Engineering	TRANSERV INTERNATIONAL INC				19,096.35	566900	2582	Labor for January 2012 - Invoice #2582	Feb-2012
728	Engineering	TRANSERV INTERNATIONAL INC				27,421.15	566900	2586	Labor for February - Invoice 2586	MAR-2012
729	Engineering	UNIVERSITY OF KY RESEARCH FOUNDATION				5,336.50	923100	500134889	EVALUATION OF GEOLOGIC CO2 STORAGE POTENTIAL AT LG&E AND KU POWER PLANTS PER CONTRACT SCOPE OF WORK	APR-2011
730	Engineering	UNIVERSITY OF KY RESEARCH FOUNDATION				1,601.00	923100	500137829	EVALUATION OF GEOLOGIC CO2 STORAGE POTENTIAL AT LG&E AND KU POWER PLANTS PER CONTRACT SCOPE OF WORK	Jun-2011
731	Engineering	UNIVERSITY OF KY RESEARCH FOUNDATION				8,938.99	561601	P100026722	Power System Studies Enhancing System Cooperation & Planning - to pay Invoice no. P100026722	Jun-2011
732	Engineering	UNIVERSITY OF KY RESEARCH FOUNDATION				302.42	561601	P100027813	Power System Studies Enhancing System 9-1-10-8-31-12	AUG-2011
733	Engineering	UNIVERSITY OF KY RESEARCH FOUNDATION				10,962.20	561601	P100029146	Power System Studies Enhancing 7/1-8/31/11	OCT-2011
734	Engineering Total					5,404,103.62				
735	Legal	ABSTRACTS AND TITLES INC				150.00	923100	176617	PROFESSIONAL SERVICES	Dec-2011
736	Legal	ACTION COURT REPORTERS				1,432.30	923100	89978	PROFESSIONAL SERVICES	AUG-2011
737	Legal	ACTION COURT REPORTERS				881.40	923100	90026	PROFESSIONAL SERVICES	AUG-2011
738	Legal	BAKER BOTTS LLP				5,980.79	923100	1223489	PROFESSIONAL SERVICES	APR-2011
739	Legal	BAKER BOTTS LLP				22,749.56	923100	1223490	PROFESSIONAL SERVICES	APR-2011

KENTUCKY UTILITIES COMPANY
Case No. 2012- 00221
Analysis of Professional Services Expenses For the Test Year

(A)	(B)	(C)	(D)	(E)	(F)	(G)	(H)	(I)		
Line No.	Type	Vendor	Rate Case	Audit	Other	Total	Account	Invoice	Description	Period
740	Legal	BAKER BOTTS LLP				1,062.40	923900	1229034	PROFESSIONAL SERVICES	Jun-2011
741	Legal	BAKER BOTTS LLP				13,086.68	923100	1229035	PROFESSIONAL SERVICES	Jun-2011
742	Legal	BAKER BOTTS LLP				843.20	923900	1233331	PROFESSIONAL SERVICES	JUL-2011
743	Legal	BAKER BOTTS LLP				31,921.41	923100	1233332	PROFESSIONAL SERVICES	JUL-2011
744	Legal	BAKER BOTTS LLP				7,270.40	923900	1238337	PROFESSIONAL SERVICES	AUG-2011
745	Legal	BAKER BOTTS LLP				3,047.50	923100	1238338	PROFESSIONAL SERVICES	AUG-2011
746	Legal	BAKER BOTTS LLP				16,945.69	923100	1238339	PROFESSIONAL SERVICES	AUG-2011
747	Legal	BAKER BOTTS LLP				2,932.50	923100	1244170	PROFESSIONAL SERVICES	SEP-2011
748	Legal	BAKER BOTTS LLP				22,316.98	923100	1244171	PROFESSIONAL SERVICES	SEP-2011
749	Legal	BAKER BOTTS LLP				4,824.00	923900	1247388	PROFESSIONAL SERVICES	OCT-2011
750	Legal	BAKER BOTTS LLP				1,265.00	923100	1247389	PROFESSIONAL SERVICES	OCT-2011
751	Legal	BAKER BOTTS LLP				22,489.73	923100	1247390	PROFESSIONAL SERVICES	OCT-2011
752	Legal	BAKER BOTTS LLP				992.00	923900	1253403	PROFESSIONAL SERVICES	NOV-2011
753	Legal	BAKER BOTTS LLP				1,610.00	923100	1253404	PROFESSIONAL SERVICES	NOV-2011
754	Legal	BAKER BOTTS LLP				16,778.50	923100	1253405	PROFESSIONAL SERVICES	NOV-2011
755	Legal	BAKER BOTTS LLP				3,523.20	923900	1257482	PROFESSIONAL SERVICES	NOV-2011
756	Legal	BAKER BOTTS LLP				287.50	923100	1257483	PROFESSIONAL SERVICES	NOV-2011
757	Legal	BAKER BOTTS LLP				16,502.50	923100	1257484	PROFESSIONAL SERVICES	NOV-2011
758	Legal	BAKER BOTTS LLP				1,402.50	923100	1262395	PROFESSIONAL SERVICES	Dec-2011
759	Legal	BAKER BOTTS LLP				18,021.47	923100	1262396	PROFESSIONAL SERVICES	Dec-2011
760	Legal	BAKER BOTTS LLP				1,153.16	923100	1267376	PROFESSIONAL SERVICES	Feb-2012
761	Legal	BAKER BOTTS LLP				7,812.50	923100	1273294	PROFESSIONAL SERVICES	MAR-2012
762	Legal	BAKER BOTTS LLP				10,457.75	923100	1267377R	PROFESSIONAL SERVICES	Feb-2012
763	Legal	BALCH AND BINGHAM LLP				63.36	923900	486707	PROFESSIONAL SERVICES	SEP-2011
764	Legal	BALCH AND BINGHAM LLP				2,227.55	923900	486709	PROFESSIONAL SERVICES	SEP-2011
765	Legal	BALCH AND BINGHAM LLP				42.52	923900	487973	PROFESSIONAL SERVICES	OCT-2011
766	Legal	BALCH AND BINGHAM LLP				2,629.60	923900	488022	PROFESSIONAL SERVICES	OCT-2011
767	Legal	BALCH AND BINGHAM LLP				63.36	923900	490276	PROFESSIONAL SERVICES	NOV-2011
768	Legal	BALCH AND BINGHAM LLP				1,005.29	923900	490303	PROFESSIONAL SERVICES	NOV-2011
769	Legal	BALCH AND BINGHAM LLP				2,297.89	923900	492816	PROFESSIONAL SERVICES	Dec-2011
770	Legal	BALCH AND BINGHAM LLP				557.79	923900	494296	PROFESSIONAL SERVICES	Dec-2011
771	Legal	BALCH AND BINGHAM LLP				899.16	923900	496389	PROFESSIONAL SERVICES	Jan-2012
772	Legal	BALCH AND BINGHAM LLP				1,762.00	923900	498545	PROFESSIONAL SERVICES	MAR-2012
773	Legal	BINGHAM GREENBAUM DOLL PLLC				5.65	923900	4229152	PROFESSIONAL SERVICES	MAR-2012
774	Legal	BINGHAM GREENBAUM DOLL PLLC				44.08	923900	4229153	PROFESSIONAL SERVICES	Feb-2012
775	Legal	BINGHAM GREENBAUM DOLL PLLC				803.95	923900	4229154	PROFESSIONAL SERVICES	MAR-2012
776	Legal	BINGHAM GREENBAUM DOLL PLLC				1,369.87	923900	4230374	PROFESSIONAL SERVICES	MAR-2012
777	Legal	BINGHAM GREENBAUM DOLL PLLC				121.22	923900	4230376	PROFESSIONAL SERVICES	MAR-2012
778	Legal	BINGHAM GREENBAUM DOLL PLLC				549.94	923900	4230379	PROFESSIONAL SERVICES	MAR-2012
779	Legal	BRYAN CAVE LLP				65.00	923900	9967918	PROFESSIONAL SERVICES	Jun-2011
780	Legal	BRYAN CAVE LLP				26,021.20	923100	9993368	PROFESSIONAL SERVICES	SEP-2011
781	Legal	BRYAN CAVE LLP				8,756.84	923100	10001404	PROFESSIONAL SERVICES	OCT-2011
782	Legal	BUTZEL LONG ATTORNEYS AND COUNSELORS				2,070.00	923100	8497106	PROFESSIONAL SERVICES	APR-2011
783	Legal	BUTZEL LONG ATTORNEYS AND COUNSELORS				3,330.00	923100	8499932	PROFESSIONAL SERVICES	Jun-2011
784	Legal	BUTZEL LONG ATTORNEYS AND COUNSELORS				3,805.20	923100	8502644	PROFESSIONAL SERVICES	JUL-2011
785	Legal	BUTZEL LONG ATTORNEYS AND COUNSELORS				900.00	923100	8504660	PROFESSIONAL SERVICES	AUG-2011
786	Legal	BUTZEL LONG ATTORNEYS AND COUNSELORS				180.00	923100	8506619	PROFESSIONAL SERVICES	AUG-2011
787	Legal	BUTZEL LONG ATTORNEYS AND COUNSELORS				188.88	923100	8509562	PROFESSIONAL SERVICES	NOV-2011
788	Legal	CARBON SEQUESTRATION COUNCIL				23,040.00	923900	CCSCG198A2011	PROFESSIONAL SERVICES	APR-2011
789	Legal	DEWEY AND LEOEUF LLP				523.20	923900	619163	PROFESSIONAL SERVICES	APR-2011
790	Legal	DEWEY AND LEOEUF LLP				1,766.12	923900	621992	PROFESSIONAL SERVICES	Jun-2011
791	Legal	DEWEY AND LEOEUF LLP				3,163.20	923900	624623	PROFESSIONAL SERVICES	JUL-2011
792	Legal	DEWEY AND LEOEUF LLP				3,028.80	923900	626910	PROFESSIONAL SERVICES	JUL-2011
793	Legal	DEWEY AND LEOEUF LLP				3,177.60	923900	629381	PROFESSIONAL SERVICES	AUG-2011
794	Legal	DEWEY AND LEOEUF LLP				963.56	923900	629382	PROFESSIONAL SERVICES	AUG-2011
795	Legal	DEWEY AND LEOEUF LLP				4,708.80	923900	632231	PROFESSIONAL SERVICES	OCT-2011
796	Legal	DEWEY AND LEOEUF LLP				283.40	923900	632280	PROFESSIONAL SERVICES	OCT-2011
797	Legal	DEWEY AND LEOEUF LLP				5,894.72	923900	634891	PROFESSIONAL SERVICES	NOV-2011
798	Legal	DEWEY AND LEOEUF LLP				2,566.20	923900	634892	PROFESSIONAL SERVICES	NOV-2011
799	Legal	DEWEY AND LEOEUF LLP				767.36	923900	637547	PROFESSIONAL SERVICES	Dec-2011

KENTUCKY UTILITIES COMPANY
Case No. 2012- 00221
Analysis of Professional Services Expenses For the Test Year

(A)	(B)	(C)	(D)	(E)	(F)	(G)	(H)	(I)		
Line No.	Type	Vendor	Rate Case	Audit	Other	Total	Account	Invoice	Description	Period
800	Legal	DEWEY AND LEOEUF LLP				170.04	923900	637548	PROFESSIONAL SERVICES	Dec-2011
801	Legal	DEWEY AND LEOEUF LLP				85.02	923900	640903	PROFESSIONAL SERVICES	Dec-2011
802	Legal	DEWEY AND LEOEUF LLP				4,870.69	923900	640964	PROFESSIONAL SERVICES	Dec-2011
803	Legal	DEWEY AND LEOEUF LLP				9,401.51	923900	640966	PROFESSIONAL SERVICES	Dec-2011
804	Legal	DEWEY AND LEOEUF LLP				6,732.99	923900	641216	PROFESSIONAL SERVICES	Dec-2011
805	Legal	DEWEY AND LEOEUF LLP				2,681.55	923900	642958	PROFESSIONAL SERVICES	Jan-2012
806	Legal	DEWEY AND LEOEUF LLP				3,006.00	923900	642959	PROFESSIONAL SERVICES	Jan-2012
807	Legal	DEWEY AND LEOEUF LLP				453.44	923900	643565	PROFESSIONAL SERVICES	Feb-2012
808	Legal	DEWEY AND LEOEUF LLP				195.75	923900	643769	PROFESSIONAL SERVICES	Feb-2012
809	Legal	DEWEY AND LEOEUF LLP				7,750.99	923900	626911R	PROFESSIONAL SERVICES	JUL-2011
810	Legal	DINSMORE AND SHOHL LLP				270.50	923100	2666338	PROFESSIONAL SERVICES	MAY-2011
811	Legal	DINSMORE AND SHOHL LLP				10,931.61	923900	2685719	PROFESSIONAL SERVICES	MAY-2011
812	Legal	DINSMORE AND SHOHL LLP				4,566.60	923100	2686355	PROFESSIONAL SERVICES	MAY-2011
813	Legal	DINSMORE AND SHOHL LLP				114.17	923900	2703287	PROFESSIONAL SERVICES	MAY-2011
814	Legal	DINSMORE AND SHOHL LLP				35,509.66	923900	2703293	PROFESSIONAL SERVICES	MAY-2011
815	Legal	DINSMORE AND SHOHL LLP				565.88	923900	2703294	PROFESSIONAL SERVICES	MAY-2011
816	Legal	DINSMORE AND SHOHL LLP				400.50	923100	2712527	PROFESSIONAL SERVICES	Jun-2011
817	Legal	DINSMORE AND SHOHL LLP				16,495.89	923900	2715510	PROFESSIONAL SERVICES	Jun-2011
818	Legal	DINSMORE AND SHOHL LLP				20,950.95	923900	2725056	PROFESSIONAL SERVICES	JUL-2011
819	Legal	DINSMORE AND SHOHL LLP				446.50	923100	2734803	PROFESSIONAL SERVICES	JUL-2011
820	Legal	DINSMORE AND SHOHL LLP				1,464.90	923100	2750841	PROFESSIONAL SERVICES	AUG-2011
821	Legal	DINSMORE AND SHOHL LLP				22,606.05	923900	2756367	PROFESSIONAL SERVICES	JUL-2011
822	Legal	DINSMORE AND SHOHL LLP				30,617.98	923900	2771994	PROFESSIONAL SERVICES	AUG-2011
823	Legal	DINSMORE AND SHOHL LLP				32,621.95	923900	2782736	PROFESSIONAL SERVICES	OCT-2011
824	Legal	DINSMORE AND SHOHL LLP				23.50	923100	2793971	PROFESSIONAL SERVICES	OCT-2011
825	Legal	DINSMORE AND SHOHL LLP				17,117.83	923900	2794886	PROFESSIONAL SERVICES	OCT-2011
826	Legal	DINSMORE AND SHOHL LLP				30,431.82	923900	2808653	PROFESSIONAL SERVICES	NOV-2011
827	Legal	DINSMORE AND SHOHL LLP				35,901.38	923900	2820293	PROFESSIONAL SERVICES	Dec-2011
828	Legal	DINSMORE AND SHOHL LLP				28,023.68	923900	2831037	PROFESSIONAL SERVICES	Feb-2012
829	Legal	EDISON ELECTRIC INSTITUTE				7,500.00	566900	J704-0020-0312 Adjustment USD	EI Invoice # 91639 - Spare Transformer Equipment Program	Jan-2012
830	Legal	EMMET MARVIN AND MARTIN LLP				1,757.30	923900	365097	PROFESSIONAL SERVICES	NOV-2011
831	Legal	EMMET MARVIN AND MARTIN LLP				524.00	923100	366423	PROFESSIONAL SERVICES	Dec-2011
832	Legal	EMMET MARVIN AND MARTIN LLP				1,156.09	923100	369594A	PROFESSIONAL SERVICES	MAR-2012
833	Legal	Financial Accounting				(163.40)	584001	J001-0110-0112 Adjustment USD	CHARLES R. HENSLEY, JR	Jan-2012
834	Legal	Financial Accounting				(163.40)	584001	J001-0110-0212 Adjustment USD	CHARLES R. HENSLEY, JR.	Feb-2012
835	Legal	Financial Accounting				(163.40)	584001	J001-0110-0312 Adjustment USD	CHARLES ROBERT HENSLEY, JR	MAR-2012
836	Legal	Financial Accounting				(163.40)	584001	J001-0110-0411 Adjustment USD	JUDY SCHOOLER	APR-2011
837	Legal	Financial Accounting				(163.40)	584001	J001-0110-0511 Adjustment USD	CHARLES ROBERT HENLEY, JR	MAY-2011
838	Legal	Financial Accounting				(163.40)	584001	J001-0110-0611 Adjustment USD	JUDY SCHOOLER	Jun-2011
839	Legal	Financial Accounting				(163.40)	584001	J001-0110-0711 Adjustment USD	JUDY SCHOOLER	JUL-2011
840	Legal	Financial Accounting				(163.40)	584001	J001-0110-0811 Adjustment USD	CHARLES R. HENSLEY JR.	AUG-2011
841	Legal	Financial Accounting				(163.40)	584001	J001-0110-0911 Adjustment USD	CHARLES R. HENSLEY JR.	SEP-2011
842	Legal	Financial Accounting				(163.40)	584001	J001-0110-1011 Adjustment USD	CHARLES ROBERT HENSLEY, JR	OCT-2011
843	Legal	Financial Accounting				(163.40)	584001	J001-0110-1111 Adjustment USD	CHARLES R. HENSLEY, JR	NOV-2011
844	Legal	Financial Accounting				(163.40)	584001	J001-0110-1211 Adjustment USD	CHARLES HENSLEY, JR.	Dec-2011
845	Legal	FISHER AND PHILLIPS LLP				579.70	923900	656986	PROFESSIONAL SERVICES	Jun-2011
846	Legal	FISHER AND PHILLIPS LLP				1,292.50	923100	656994	PROFESSIONAL SERVICES	APR-2011
847	Legal	FISHER AND PHILLIPS LLP				1,839.04	923900	660223	PROFESSIONAL SERVICES	Jun-2011
848	Legal	FISHER AND PHILLIPS LLP				220.00	923100	661307	PROFESSIONAL SERVICES	MAY-2011
849	Legal	FISHER AND PHILLIPS LLP				423.50	923900	661309	PROFESSIONAL SERVICES	Jun-2011
850	Legal	FISHER AND PHILLIPS LLP				935.00	923100	666490	PROFESSIONAL SERVICES	Jun-2011
851	Legal	FISHER AND PHILLIPS LLP				248.60	923900	669295	PROFESSIONAL SERVICES	JUL-2011
852	Legal	FISHER AND PHILLIPS LLP				14.75	923900	674291	PROFESSIONAL SERVICES	SEP-2011
853	Legal	FISHER AND PHILLIPS LLP				82.50	923100	679507	PROFESSIONAL SERVICES	AUG-2011
854	Legal	FISHER AND PHILLIPS LLP				1,856.00	923100	683783	PROFESSIONAL SERVICES	OCT-2011
855	Legal	FISHER AND PHILLIPS LLP				1,485.22	923900	683784	PROFESSIONAL SERVICES	NOV-2011
856	Legal	FISHER AND PHILLIPS LLP				341.22	923900	683786	PROFESSIONAL SERVICES	NOV-2011
857	Legal	FISHER AND PHILLIPS LLP				979.00	923100	687225	PROFESSIONAL SERVICES	OCT-2011
858	Legal	FISHER AND PHILLIPS LLP				90.86	923900	687980	PROFESSIONAL SERVICES	NOV-2011
859	Legal	FISHER AND PHILLIPS LLP				55.00	923100	690005	PROFESSIONAL SERVICES	NOV-2011

KENTUCKY UTILITIES COMPANY
Case No. 2012- 00221
Analysis of Professional Services Expenses For the Test Year

(A)	(B)	(C)	(D)	(E)	(F)	(G)	(H)	(I)		
Line No.	Type	Vendor	Rate Case	Audit	Other	Total	Account	Invoice	Description	Period
860	Legal	FISHER AND PHILLIPS LLP				19.00	923100	690008	PROFESSIONAL SERVICES	NOV-2011
861	Legal	FISHER AND PHILLIPS LLP				25.96	923900	692210	PROFESSIONAL SERVICES	Dec-2011
862	Legal	FISHER AND PHILLIPS LLP				24.20	923900	692995	PROFESSIONAL SERVICES	Dec-2011
863	Legal	FISHER AND PHILLIPS LLP				25.96	923900	698079	PROFESSIONAL SERVICES	Dec-2011
864	Legal	FISHER AND PHILLIPS LLP				48.40	923900	698919	PROFESSIONAL SERVICES	Dec-2011
865	Legal	FISHER AND PHILLIPS LLP				385.00	923100	698920	PROFESSIONAL SERVICES	Dec-2011
866	Legal	FISHER AND PHILLIPS LLP				471.68	923900	703385	PROFESSIONAL SERVICES	MAR-2012
867	Legal	FISHER AND PHILLIPS LLP				1,025.50	923100	703391	PROFESSIONAL SERVICES	Jan-2012
868	Legal	FISHER AND PHILLIPS LLP				9.71	923100	707836	PROFESSIONAL SERVICES	MAR-2012
869	Legal	FOLEY AND LARDNER LLP				10,301.20	923900	33017200	PROFESSIONAL SERVICES	APR-2011
870	Legal	FOLEY AND LARDNER LLP				2,134.30	923900	33032553	PROFESSIONAL SERVICES	MAY-2011
871	Legal	FOLEY AND LARDNER LLP				2,657.55	923900	33032554	PROFESSIONAL SERVICES	MAY-2011
872	Legal	FOLEY AND LARDNER LLP				10,568.60	923900	33032555	PROFESSIONAL SERVICES	MAY-2011
873	Legal	FOLEY AND LARDNER LLP				6,897.45	923900	33032556	PROFESSIONAL SERVICES	Jun-2011
874	Legal	FOLEY AND LARDNER LLP				2,104.90	923900	33032557	PROFESSIONAL SERVICES	MAY-2011
875	Legal	FOLEY AND LARDNER LLP				143.19	923900	33032558	PROFESSIONAL SERVICES	MAY-2011
876	Legal	FOLEY AND LARDNER LLP				1,254.40	923900	33042319	PROFESSIONAL SERVICES	Jun-2011
877	Legal	FOLEY AND LARDNER LLP				582.40	923900	33042320	PROFESSIONAL SERVICES	Jun-2011
878	Legal	FOLEY AND LARDNER LLP				2,062.55	923900	33042321	PROFESSIONAL SERVICES	Jun-2011
879	Legal	FOLEY AND LARDNER LLP				1,565.20	923900	33042322	PROFESSIONAL SERVICES	Jun-2011
880	Legal	FOLEY AND LARDNER LLP				5,897.50	923900	33050856	PROFESSIONAL SERVICES	JUL-2011
881	Legal	FOLEY AND LARDNER LLP				1,403.15	923900	33050857	PROFESSIONAL SERVICES	JUL-2011
882	Legal	FOLEY AND LARDNER LLP				491.40	923900	33050858	PROFESSIONAL SERVICES	JUL-2011
883	Legal	FOLEY AND LARDNER LLP				2,151.80	923900	33050859	PROFESSIONAL SERVICES	JUL-2011
884	Legal	FOLEY AND LARDNER LLP				236.95	923900	33093746	PROFESSIONAL SERVICES	Dec-2011
885	Legal	FOLEY AND LARDNER LLP				5,478.90	923900	33093747	PROFESSIONAL SERVICES	Dec-2011
886	Legal	FOLEY AND LARDNER LLP				6,076.00	923900	33093748	PROFESSIONAL SERVICES	Dec-2011
887	Legal	FOLEY AND LARDNER LLP				859.60	923900	33105593	PROFESSIONAL SERVICES	Dec-2011
888	Legal	FOLEY AND LARDNER LLP				12,379.15	923900	33105594	PROFESSIONAL SERVICES	Dec-2011
889	Legal	FOLEY AND MANSFIELD PLLP				558.40	923900	718142	PROFESSIONAL SERVICES	NOV-2011
890	Legal	FOLEY AND MANSFIELD PLLP				1,114.24	923900	718144	PROFESSIONAL SERVICES	NOV-2011
891	Legal	FOLEY AND MANSFIELD PLLP				1,825.10	923900	725287	PROFESSIONAL SERVICES	Dec-2011
892	Legal	FOLEY AND MANSFIELD PLLP				362.78	923900	732589	PROFESSIONAL SERVICES	Dec-2011
893	Legal	FOLEY AND MANSFIELD PLLP				4.36	923900	741412	PROFESSIONAL SERVICES	MAR-2012
894	Legal	FOLEY AND MANSFIELD PLLP				143.68	923900	752587	PROFESSIONAL SERVICES	MAR-2012
895	Legal	FROST BROWN TODD LLC				384.00	923100	10657039	PROFESSIONAL SERVICES	APR-2011
896	Legal	FROST BROWN TODD LLC				24.00	923900	10672751	PROFESSIONAL SERVICES	APR-2011
897	Legal	FROST BROWN TODD LLC				28,947.98	923100	10674704	PROFESSIONAL SERVICES	Jun-2011
898	Legal	FROST BROWN TODD LLC				227.10	923900	10675296	PROFESSIONAL SERVICES	APR-2011
899	Legal	FROST BROWN TODD LLC				350.00	923900	10675297	PROFESSIONAL SERVICES	APR-2011
900	Legal	FROST BROWN TODD LLC				3,937.30	923100	10675298	PROFESSIONAL SERVICES	APR-2011
901	Legal	FROST BROWN TODD LLC				87.36	923900	10675300	PROFESSIONAL SERVICES	APR-2011
902	Legal	FROST BROWN TODD LLC				100.88	923900	10675301	PROFESSIONAL SERVICES	APR-2011
903	Legal	FROST BROWN TODD LLC				297.70	923900	10675302	PROFESSIONAL SERVICES	APR-2011
904	Legal	FROST BROWN TODD LLC				60.00	923900	10675303	PROFESSIONAL SERVICES	APR-2011
905	Legal	FROST BROWN TODD LLC				2,579.37	923900	10675425	PROFESSIONAL SERVICES	APR-2011
906	Legal	FROST BROWN TODD LLC				4,960.00	923100	10676370	PROFESSIONAL SERVICES	MAY-2011
907	Legal	FROST BROWN TODD LLC				4,363.70	923100	10676371	PROFESSIONAL SERVICES	MAY-2011
908	Legal	FROST BROWN TODD LLC				3,421.00	923100	10676372	PROFESSIONAL SERVICES	MAY-2011
909	Legal	FROST BROWN TODD LLC				144.00	923100	10676373	PROFESSIONAL SERVICES	MAY-2011
910	Legal	FROST BROWN TODD LLC				343.60	923100	10678043	PROFESSIONAL SERVICES	Jun-2011
911	Legal	FROST BROWN TODD LLC				30.67	923900	10678044	PROFESSIONAL SERVICES	Jun-2011
912	Legal	FROST BROWN TODD LLC				14,548.33	923900	10678045	PROFESSIONAL SERVICES	Jun-2011
913	Legal	FROST BROWN TODD LLC				46,480.08	923100	10678049	PROFESSIONAL SERVICES	Jun-2011
914	Legal	FROST BROWN TODD LLC				777.02	923900	10678051	PROFESSIONAL SERVICES	Jun-2011
915	Legal	FROST BROWN TODD LLC				499.71	923900	10678280	PROFESSIONAL SERVICES	MAY-2011
916	Legal	FROST BROWN TODD LLC				28.00	923100	10678394	PROFESSIONAL SERVICES	MAY-2011
917	Legal	FROST BROWN TODD LLC				8,631.07	923100	10678599	PROFESSIONAL SERVICES	Jun-2011
918	Legal	FROST BROWN TODD LLC				847.00	923900	10678768	PROFESSIONAL SERVICES	MAY-2011
919	Legal	FROST BROWN TODD LLC				1,516.83	923100	10678784	PROFESSIONAL SERVICES	MAY-2011

KENTUCKY UTILITIES COMPANY
Case No. 2012- 00221
Analysis of Professional Services Expenses For the Test Year

(A)	(B)	(C)	(D)	(E)	(F)	(G)	(H)	(I)		
Line No.	Type	Vendor	Rate Case	Audit	Other	Total	Account	Invoice	Description	Period
920	Legal	FROST BROWN TODD LLC				127.71	923900	10678953	PROFESSIONAL SERVICES	MAY-2011
921	Legal	FROST BROWN TODD LLC				216.36	923900	10679935	PROFESSIONAL SERVICES	MAY-2011
922	Legal	FROST BROWN TODD LLC				9,115.90	923100	10679936	PROFESSIONAL SERVICES	MAY-2011
923	Legal	FROST BROWN TODD LLC				11.62	923900	10679938	PROFESSIONAL SERVICES	MAY-2011
924	Legal	FROST BROWN TODD LLC				2,646.51	923100	10681261	PROFESSIONAL SERVICES	MAY-2011
925	Legal	FROST BROWN TODD LLC				403.90	923100	10681262	PROFESSIONAL SERVICES	MAY-2011
926	Legal	FROST BROWN TODD LLC				2,157.90	923100	10684023	PROFESSIONAL SERVICES	JUL-2011
927	Legal	FROST BROWN TODD LLC				735.26	923900	10684024	PROFESSIONAL SERVICES	JUL-2011
928	Legal	FROST BROWN TODD LLC				18,931.21	923100	10684025	PROFESSIONAL SERVICES	JUL-2011
929	Legal	FROST BROWN TODD LLC				1,943.98	923100	10684028	PROFESSIONAL SERVICES	JUL-2011
930	Legal	FROST BROWN TODD LLC				22,992.85	923900	10684029	PROFESSIONAL SERVICES	JUL-2011
931	Legal	FROST BROWN TODD LLC				1,212.44	923900	10684030	PROFESSIONAL SERVICES	JUL-2011
932	Legal	FROST BROWN TODD LLC				1,743.40	923100	10684232	PROFESSIONAL SERVICES	Jun-2011
933	Legal	FROST BROWN TODD LLC				25.02	923900	10685566	PROFESSIONAL SERVICES	Jun-2011
934	Legal	FROST BROWN TODD LLC				627.59	923900	10685567	PROFESSIONAL SERVICES	Jun-2011
935	Legal	FROST BROWN TODD LLC				1,548.45	923100	10685568	PROFESSIONAL SERVICES	Jun-2011
936	Legal	FROST BROWN TODD LLC				87.36	923900	10685570	PROFESSIONAL SERVICES	Jun-2011
937	Legal	FROST BROWN TODD LLC				51.60	923900	10686955	PROFESSIONAL SERVICES	Jun-2011
938	Legal	FROST BROWN TODD LLC				4,207.11	923100	10688179	PROFESSIONAL SERVICES	JUL-2011
939	Legal	FROST BROWN TODD LLC				1,446.20	923100	10690420	PROFESSIONAL SERVICES	JUL-2011
940	Legal	FROST BROWN TODD LLC				35.00	923100	10690423	PROFESSIONAL SERVICES	JUL-2011
941	Legal	FROST BROWN TODD LLC				281.20	923100	10690424	PROFESSIONAL SERVICES	JUL-2011
942	Legal	FROST BROWN TODD LLC				594.00	923100	10690425	PROFESSIONAL SERVICES	JUL-2011
943	Legal	FROST BROWN TODD LLC				426.56	923900	10690427	PROFESSIONAL SERVICES	JUL-2011
944	Legal	FROST BROWN TODD LLC				5,610.60	923100	10690429	PROFESSIONAL SERVICES	JUL-2011
945	Legal	FROST BROWN TODD LLC				2,001.03	923900	10690430	PROFESSIONAL SERVICES	JUL-2011
946	Legal	FROST BROWN TODD LLC				27,018.77	923100	10690431	PROFESSIONAL SERVICES	JUL-2011
947	Legal	FROST BROWN TODD LLC				16,195.71	923900	10690432	PROFESSIONAL SERVICES	JUL-2011
948	Legal	FROST BROWN TODD LLC				48.00	923900	10691120	PROFESSIONAL SERVICES	JUL-2011
949	Legal	FROST BROWN TODD LLC				4,589.32	923100	10691649	PROFESSIONAL SERVICES	JUL-2011
950	Legal	FROST BROWN TODD LLC				4,286.19	923100	10691650	PROFESSIONAL SERVICES	JUL-2011
951	Legal	FROST BROWN TODD LLC				2,857.50	923100	10694943	PROFESSIONAL SERVICES	SEP-2011
952	Legal	FROST BROWN TODD LLC				224.49	923100	10694944	PROFESSIONAL SERVICES	SEP-2011
953	Legal	FROST BROWN TODD LLC				66.50	923100	10694945	PROFESSIONAL SERVICES	SEP-2011
954	Legal	FROST BROWN TODD LLC				213.50	923100	10694947	PROFESSIONAL SERVICES	SEP-2011
955	Legal	FROST BROWN TODD LLC				16,626.25	923900	10695011	PROFESSIONAL SERVICES	SEP-2011
956	Legal	FROST BROWN TODD LLC				28,100.88	923900	10695012	PROFESSIONAL SERVICES	SEP-2011
957	Legal	FROST BROWN TODD LLC				63,378.17	923100	10695144	PROFESSIONAL SERVICES	SEP-2011
958	Legal	FROST BROWN TODD LLC				196.50	923900	10697269	PROFESSIONAL SERVICES	AUG-2011
959	Legal	FROST BROWN TODD LLC				125.00	923900	10697270	PROFESSIONAL SERVICES	AUG-2011
960	Legal	FROST BROWN TODD LLC				2,697.35	923100	10697271	PROFESSIONAL SERVICES	AUG-2011
961	Legal	FROST BROWN TODD LLC				948.00	923100	10699019	PROFESSIONAL SERVICES	SEP-2011
962	Legal	FROST BROWN TODD LLC				16.00	923100	10701116	PROFESSIONAL SERVICES	SEP-2011
963	Legal	FROST BROWN TODD LLC				81.00	923100	10701117	PROFESSIONAL SERVICES	SEP-2011
964	Legal	FROST BROWN TODD LLC				2,831.70	923100	10701177	PROFESSIONAL SERVICES	SEP-2011
965	Legal	FROST BROWN TODD LLC				2,634.90	923900	10701178	PROFESSIONAL SERVICES	SEP-2011
966	Legal	FROST BROWN TODD LLC				23,437.94	923900	10701179	PROFESSIONAL SERVICES	SEP-2011
967	Legal	FROST BROWN TODD LLC				66,003.14	923100	10701580	PROFESSIONAL SERVICES	NOV-2011
968	Legal	FROST BROWN TODD LLC				261.00	923100	10701780	PROFESSIONAL SERVICES	SEP-2011
969	Legal	FROST BROWN TODD LLC				392.60	923900	10703546	PROFESSIONAL SERVICES	OCT-2011
970	Legal	FROST BROWN TODD LLC				205.48	923100	10703547	PROFESSIONAL SERVICES	OCT-2011
971	Legal	FROST BROWN TODD LLC				1,821.10	923100	10705157	PROFESSIONAL SERVICES	OCT-2011
972	Legal	FROST BROWN TODD LLC				1,456.40	923100	10707146	PROFESSIONAL SERVICES	NOV-2011
973	Legal	FROST BROWN TODD LLC				144,751.41	923100	10707147	PROFESSIONAL SERVICES	NOV-2011
974	Legal	FROST BROWN TODD LLC				13,525.04	923900	10707148	PROFESSIONAL SERVICES	NOV-2011
975	Legal	FROST BROWN TODD LLC				1,021.99	923900	10708165	PROFESSIONAL SERVICES	NOV-2011
976	Legal	FROST BROWN TODD LLC				11.75	923900	10708710	PROFESSIONAL SERVICES	OCT-2011
977	Legal	FROST BROWN TODD LLC				48.30	923100	10708711	PROFESSIONAL SERVICES	OCT-2011
978	Legal	FROST BROWN TODD LLC				32,775.48	923100	10708806	PROFESSIONAL SERVICES	OCT-2011
979	Legal	FROST BROWN TODD LLC				4,053.50	923100	10710870	PROFESSIONAL SERVICES	NOV-2011

KENTUCKY UTILITIES COMPANY
Case No. 2012- 00221
Analysis of Professional Services Expenses For the Test Year

(A)	(B)	(C)	(D)	(E)	(F)	(G)	(H)	(I)		
Line No.	Type	Vendor	Rate Case	Audit	Other	Total	Account	Invoice	Description	Period
980	Legal	FROST BROWN TODD LLC				1,836.00	923100	10711905	PROFESSIONAL SERVICES	NOV-2011
981	Legal	FROST BROWN TODD LLC				1,860.75	923100	10712187	PROFESSIONAL SERVICES	NOV-2011
982	Legal	FROST BROWN TODD LLC				78.43	923900	10712182	PROFESSIONAL SERVICES	NOV-2011
983	Legal	FROST BROWN TODD LLC				37,293.34	923100	10712188	PROFESSIONAL SERVICES	NOV-2011
984	Legal	FROST BROWN TODD LLC				17,488.61	923900	10712189	PROFESSIONAL SERVICES	NOV-2011
985	Legal	FROST BROWN TODD LLC				225.00	923900	10714908	PROFESSIONAL SERVICES	Dec-2011
986	Legal	FROST BROWN TODD LLC				326.75	923900	10714909	PROFESSIONAL SERVICES	NOV-2011
987	Legal	FROST BROWN TODD LLC				120.00	923100	10714910	PROFESSIONAL SERVICES	NOV-2011
988	Legal	FROST BROWN TODD LLC				127.12	923900	10714911	PROFESSIONAL SERVICES	NOV-2011
989	Legal	FROST BROWN TODD LLC				15,533.85	923100	10714912	PROFESSIONAL SERVICES	Dec-2011
990	Legal	FROST BROWN TODD LLC				2,414.62	923900	10715938	PROFESSIONAL SERVICES	Dec-2011
991	Legal	FROST BROWN TODD LLC				3,919.50	923100	10716913	PROFESSIONAL SERVICES	NOV-2011
992	Legal	FROST BROWN TODD LLC				18.00	923100	10716915	PROFESSIONAL SERVICES	NOV-2011
993	Legal	FROST BROWN TODD LLC				4,772.20	923100	10716922	PROFESSIONAL SERVICES	Dec-2011
994	Legal	FROST BROWN TODD LLC				34.44	923900	10718425	PROFESSIONAL SERVICES	Dec-2011
995	Legal	FROST BROWN TODD LLC				25,078.68	923900	10719474	PROFESSIONAL SERVICES	Dec-2011
996	Legal	FROST BROWN TODD LLC				40,103.09	923100	10719714	PROFESSIONAL SERVICES	Dec-2011
997	Legal	FROST BROWN TODD LLC				84.44	923900	10720493	PROFESSIONAL SERVICES	Dec-2011
998	Legal	FROST BROWN TODD LLC				12,935.70	923100	10720494	PROFESSIONAL SERVICES	Dec-2011
999	Legal	FROST BROWN TODD LLC				1,990.81	923900	10720496	PROFESSIONAL SERVICES	Dec-2011
1,000	Legal	FROST BROWN TODD LLC				273.54	923100	10721466	PROFESSIONAL SERVICES	Dec-2011
1,001	Legal	FROST BROWN TODD LLC				215.00	923100	10721586	PROFESSIONAL SERVICES	Dec-2011
1,002	Legal	FROST BROWN TODD LLC				32.00	923100	10721587	PROFESSIONAL SERVICES	Dec-2011
1,003	Legal	FROST BROWN TODD LLC				55.12	923900	10721588	PROFESSIONAL SERVICES	Dec-2011
1,004	Legal	FROST BROWN TODD LLC				9.50	923100	10721589	PROFESSIONAL SERVICES	Dec-2011
1,005	Legal	FROST BROWN TODD LLC				25,909.61	923900	10721604	PROFESSIONAL SERVICES	Dec-2011
1,006	Legal	FROST BROWN TODD LLC				42,650.73	923100	10721606	PROFESSIONAL SERVICES	Dec-2011
1,007	Legal	FROST BROWN TODD LLC				945.88	923900	10726640	PROFESSIONAL SERVICES	Jan-2012
1,008	Legal	FROST BROWN TODD LLC				863.63	923900	10726640	PROFESSIONAL SERVICES	Jan-2012
1,009	Legal	FROST BROWN TODD LLC				616.86	923900	10726640	PROFESSIONAL SERVICES	Jan-2012
1,010	Legal	FROST BROWN TODD LLC				355.89	923900	10726873	PROFESSIONAL SERVICES	Jan-2012
1,011	Legal	FROST BROWN TODD LLC				24.00	923900	10726875	PROFESSIONAL SERVICES	Jan-2012
1,012	Legal	FROST BROWN TODD LLC				4,067.25	923100	10726876	PROFESSIONAL SERVICES	Feb-2012
1,013	Legal	FROST BROWN TODD LLC				673.92	923900	10726877	PROFESSIONAL SERVICES	Jan-2012
1,014	Legal	FROST BROWN TODD LLC				301.50	923100	10728071	PROFESSIONAL SERVICES	Jan-2012
1,015	Legal	FROST BROWN TODD LLC				1,180.00	923100	10730708	PROFESSIONAL SERVICES	MAR-2012
1,016	Legal	FROST BROWN TODD LLC				16.00	923100	10730709	PROFESSIONAL SERVICES	MAR-2012
1,017	Legal	FROST BROWN TODD LLC				33,546.79	923900	10730721	PROFESSIONAL SERVICES	MAR-2012
1,018	Legal	FROST BROWN TODD LLC				40,733.52	923100	10730725	PROFESSIONAL SERVICES	MAR-2012
1,019	Legal	FROST BROWN TODD LLC				49.77	923900	10732962	PROFESSIONAL SERVICES	MAR-2012
1,020	Legal	FROST BROWN TODD LLC				96.00	923900	10732963	PROFESSIONAL SERVICES	MAR-2012
1,021	Legal	FROST BROWN TODD LLC				2,454.15	923100	10732964	PROFESSIONAL SERVICES	MAR-2012
1,022	Legal	FROST BROWN TODD LLC				274.56	923900	10732965	PROFESSIONAL SERVICES	MAR-2012
1,023	Legal	FROST BROWN TODD LLC				144.10	923100	10733275	PROFESSIONAL SERVICES	MAR-2012
1,024	Legal	FROST BROWN TODD LLC				167.50	923100	10733930	PROFESSIONAL SERVICES	MAR-2012
1,025	Legal	FROST BROWN TODD LLC				200.50	923100	10736652	PROFESSIONAL SERVICES	MAR-2012
1,026	Legal	FROST BROWN TODD LLC				33,536.95	923100	10736654	PROFESSIONAL SERVICES	MAR-2012
1,027	Legal	FROST BROWN TODD LLC				8,692.71	923900	10736655	PROFESSIONAL SERVICES	MAR-2012
1,028	Legal	FROST BROWN TODD LLC				612.00	923100	10688179A	PROFESSIONAL SERVICES	AUG-2011
1,029	Legal	FROST BROWN TODD LLC				650.75	923900	10691121A	PROFESSIONAL SERVICES	JUL-2011
1,030	Legal	FULTON AND DEVLIN				1,807.80	923100	1062/10025/2	PROFESSIONAL SERVICES	APR-2011
1,031	Legal	FULTON AND DEVLIN				461.50	923100	1062/10025/3	PROFESSIONAL SERVICES	Jun-2011
1,032	Legal	FULTON AND DEVLIN				950.75	923100	1062/10025/4	PROFESSIONAL SERVICES	JUL-2011
1,033	Legal	FULTON AND DEVLIN				409.50	923100	1062/10025/5	PROFESSIONAL SERVICES	JUL-2011
1,034	Legal	FULTON AND DEVLIN				429.00	923100	1062/10025/6	PROFESSIONAL SERVICES	SEP-2011
1,035	Legal	FULTON AND DEVLIN				214.50	923100	1062/10025/7	PROFESSIONAL SERVICES	SEP-2011
1,036	Legal	FULTON AND DEVLIN				39.00	923100	1062/10025/8	PROFESSIONAL SERVICES	NOV-2011
1,037	Legal	FULTON AND DEVLIN				182.00	923100	1062/10026/1	PROFESSIONAL SERVICES	NOV-2011
1,038	Legal	FULTON AND DEVLIN				2,557.85	923100	1062/10026/2	PROFESSIONAL SERVICES	NOV-2011
1,039	Legal	FULTON AND DEVLIN				879.00	923100	1062/10026/3	PROFESSIONAL SERVICES	Dec-2011

KENTUCKY UTILITIES COMPANY
Case No. 2012- 00221
Analysis of Professional Services Expenses For the Test Year

(A)	(B)	(C)	(D)	(E)	(F)	(G)	(H)	(I)		
Line No.	Type	Vendor	Rate Case	Audit	Other	Total	Account	Invoice	Description	Period
1,040	Legal	FULTON AND DEVLIN				429.00	923100	1062/10026/4	PROFESSIONAL SERVICES	MAR-2012
1,041	Legal	GIBSON AND SHARPS				1,752.39	923100	848394	PROFESSIONAL SERVICES	Dec-2011
1,042	Legal	GREENEBAUM DOLL AND MCDONALD PLLC				841.50	923100	4217359	PROFESSIONAL SERVICES	MAY-2011
1,043	Legal	GREENEBAUM DOLL AND MCDONALD PLLC				823.00	923900	4217361	PROFESSIONAL SERVICES	JUL-2011
1,044	Legal	GREENEBAUM DOLL AND MCDONALD PLLC				1,557.36	923900	4217364	PROFESSIONAL SERVICES	MAY-2011
1,045	Legal	GREENEBAUM DOLL AND MCDONALD PLLC				148.50	923900	4217366	PROFESSIONAL SERVICES	MAY-2011
1,046	Legal	GREENEBAUM DOLL AND MCDONALD PLLC				1,193.94	923900	4217367	PROFESSIONAL SERVICES	MAY-2011
1,047	Legal	GREENEBAUM DOLL AND MCDONALD PLLC				79.05	923100	4218597	PROFESSIONAL SERVICES	JUL-2011
1,048	Legal	GREENEBAUM DOLL AND MCDONALD PLLC				805.29	923900	4218601	PROFESSIONAL SERVICES	JUL-2011
1,049	Legal	GREENEBAUM DOLL AND MCDONALD PLLC				1,852.24	923900	4220177	PROFESSIONAL SERVICES	AUG-2011
1,050	Legal	GREENEBAUM DOLL AND MCDONALD PLLC				1,688.04	923900	4220180	PROFESSIONAL SERVICES	AUG-2011
1,051	Legal	GREENEBAUM DOLL AND MCDONALD PLLC				6,318.00	923100	4220224	PROFESSIONAL SERVICES	JUL-2011
1,052	Legal	GREENEBAUM DOLL AND MCDONALD PLLC				13.61	923900	4220364	PROFESSIONAL SERVICES	JUL-2011
1,053	Legal	GREENEBAUM DOLL AND MCDONALD PLLC				1,038.44	923900	4221552	PROFESSIONAL SERVICES	AUG-2011
1,054	Legal	GREENEBAUM DOLL AND MCDONALD PLLC				2,612.90	923900	4221554	PROFESSIONAL SERVICES	AUG-2011
1,055	Legal	GREENEBAUM DOLL AND MCDONALD PLLC				95.04	923900	4221557	PROFESSIONAL SERVICES	AUG-2011
1,056	Legal	GREENEBAUM DOLL AND MCDONALD PLLC				444.46	923900	4221560	PROFESSIONAL SERVICES	AUG-2011
1,057	Legal	GREENEBAUM DOLL AND MCDONALD PLLC				170.10	923100	4222369	PROFESSIONAL SERVICES	SEP-2011
1,058	Legal	GREENEBAUM DOLL AND MCDONALD PLLC				1,036.80	923100	4223927	PROFESSIONAL SERVICES	OCT-2011
1,059	Legal	GREENEBAUM DOLL AND MCDONALD PLLC				31.10	923900	4223930	PROFESSIONAL SERVICES	OCT-2011
1,060	Legal	GREENEBAUM DOLL AND MCDONALD PLLC				158.40	923100	4225466	PROFESSIONAL SERVICES	NOV-2011
1,061	Legal	GREENEBAUM DOLL AND MCDONALD PLLC				126.79	923900	4225470	PROFESSIONAL SERVICES	NOV-2011
1,062	Legal	GREENEBAUM DOLL AND MCDONALD PLLC				2,240.62	923900	4226537	PROFESSIONAL SERVICES	Dec-2011
1,063	Legal	GREENEBAUM DOLL AND MCDONALD PLLC				146.25	923100	4227819	PROFESSIONAL SERVICES	Jan-2012
1,064	Legal	GREENEBAUM DOLL AND MCDONALD PLLC				1,960.85	923900	4227824	PROFESSIONAL SERVICES	Jan-2012
1,065	Legal	GREENEBAUM DOLL AND MCDONALD PLLC				2,083.20	923900	4228066	PROFESSIONAL SERVICES	Jan-2012
1,066	Legal	HUNTON AND WILLIAMS LLP				92.50	928007	101013210	PROFESSIONAL SERVICES	MAY-2011
1,067	Legal	HUNTON AND WILLIAMS LLP				709.06	928007	101014660	PROFESSIONAL SERVICES	JUL-2011
1,068	Legal	HUNTON AND WILLIAMS LLP				2,494.58	923900	102011173	PROFESSIONAL SERVICES	SEP-2011
1,069	Legal	HUNTON AND WILLIAMS LLP				4,138.07	923900	102011184	PROFESSIONAL SERVICES	SEP-2011
1,070	Legal	HUNTON AND WILLIAMS LLP				605.18	923900	102011188	PROFESSIONAL SERVICES	SEP-2011
1,071	Legal	HUNTON AND WILLIAMS LLP				2,062.08	923900	102011189	PROFESSIONAL SERVICES	SEP-2011
1,072	Legal	HUNTON AND WILLIAMS LLP				938.06	923900	102011190	PROFESSIONAL SERVICES	SEP-2011
1,073	Legal	HUNTON AND WILLIAMS LLP				7,801.40	923900	102020916	PROFESSIONAL SERVICES	NOV-2011
1,074	Legal	HUNTON AND WILLIAMS LLP				10,090.60	923900	102022237	PROFESSIONAL SERVICES	NOV-2011
1,075	Legal	HUNTON AND WILLIAMS LLP				21,041.57	923900	102023440	PROFESSIONAL SERVICES	Dec-2011
1,076	Legal	HUNTON AND WILLIAMS LLP				26,950.48	923900	102023885	PROFESSIONAL SERVICES	Dec-2011
1,077	Legal	HUNTON AND WILLIAMS LLP				9,670.81	923900	102025154	PROFESSIONAL SERVICES	Dec-2011
1,078	Legal	HUNTON AND WILLIAMS LLP				13,160.48	923900	102027008	PROFESSIONAL SERVICES	Feb-2012
1,079	Legal	HUNTON AND WILLIAMS LLP				2,368.08	923900	102027224	PROFESSIONAL SERVICES	Feb-2012
1,080	Legal	HUNTON AND WILLIAMS LLP				1,404.46	923900	102027225	PROFESSIONAL SERVICES	Feb-2012
1,081	Legal	HUNTON AND WILLIAMS LLP				1,043.32	923900	102027225	PROFESSIONAL SERVICES	Feb-2012
1,082	Legal	HUNTON AND WILLIAMS LLP				13,952.34	923900	102028292	PROFESSIONAL SERVICES	MAR-2012
1,083	Legal	J BRUCE MILLER LAW GRP				1,600.00	923900	JBM083111	PROFESSIONAL SERVICES	SEP-2011
1,084	Legal	J BRUCE MILLER LAW GRP				3,440.00	923900	JBM093011	PROFESSIONAL SERVICES	OCT-2011
1,085	Legal	J BRUCE MILLER LAW GRP				2,500.00	923100	JBM103111A	PROFESSIONAL SERVICES	NOV-2011
1,086	Legal	J BRUCE MILLER LAW GRP				2,500.00	923100	JBM113011A	PROFESSIONAL SERVICES	Dec-2011
1,087	Legal	J BRUCE MILLER LAW GRP				2,500.00	923100	JBM123011A	PROFESSIONAL SERVICES	Jan-2012
1,088	Legal	JONES DAY				(254.37)	923100	32317827	PROFESSIONAL SERVICES	NOV-2011
1,089	Legal	JONES DAY				1,609.50	923100	32343131	PROFESSIONAL SERVICES	MAY-2011
1,090	Legal	JONES DAY				2,268.56	923900	32349661	PROFESSIONAL SERVICES	JUL-2011
1,091	Legal	JONES DAY				8,647.22	923100	32349662	PROFESSIONAL SERVICES	Jun-2011
1,092	Legal	JONES DAY				1,005.93	923900	32362185	PROFESSIONAL SERVICES	JUL-2011
1,093	Legal	JONES DAY				280.35	923100	32362186	PROFESSIONAL SERVICES	AUG-2011
1,094	Legal	JONES DAY				1,847.69	923900	32370348	PROFESSIONAL SERVICES	AUG-2011
1,095	Legal	JONES DAY				2,406.20	923900	32370349	PROFESSIONAL SERVICES	OCT-2011
1,096	Legal	JONES DAY				6,494.24	923900	32390280	PROFESSIONAL SERVICES	OCT-2011
1,097	Legal	JONES DAY				382.39	923900	32401118	PROFESSIONAL SERVICES	Dec-2011
1,098	Legal	JONES DAY				2,664.46	923900	32401119	PROFESSIONAL SERVICES	NOV-2011
1,099	Legal	JONES DAY				1,606.39	923900	32409557	PROFESSIONAL SERVICES	NOV-2011

KENTUCKY UTILITIES COMPANY
Case No. 2012- 00221
Analysis of Professional Services Expenses For the Test Year

(A)	(B)	(C)	(D)	(E)	(F)	(G)	(H)	(I)		
Line No.	Type	Vendor	Rate Case	Audit	Other	Total	Account	Invoice	Description	Period
1,100	Legal	JONES DAY				1,009.18	923900	32409560	PROFESSIONAL SERVICES	Dec-2011
1,101	Legal	JONES DAY				5,165.00	923900	32421198	PROFESSIONAL SERVICES	Dec-2011
1,102	Legal	JONES DAY				266.91	923900	32432942	PROFESSIONAL SERVICES	Feb-2012
1,103	Legal	JONES DAY				71.57	923900	32432944	PROFESSIONAL SERVICES	Feb-2012
1,104	Legal	KASOWITZ BENSON TORRES AND FRIEDMAN				854.70	923900	1101520	PROFESSIONAL SERVICES	MAY-2011
1,105	Legal	KENTUCKY STATE TREASURER				60.32	923900	01-DEC-2011 07:56KY U	30690/490303/2	NOV-2011
1,106	Legal	KENTUCKY STATE TREASURER				3.80	923900	01-DEC-2011 07:56KY U	30690/490276/2	NOV-2011
1,107	Legal	KENTUCKY STATE TREASURER				53.95	923900	01-FEB-2012 07:36KY U	30690/496389/2	Jan-2012
1,108	Legal	KENTUCKY STATE TREASURER				137.87	923900	01-JAN-2012 09:35KY U	30690/492816/2	Dec-2011
1,109	Legal	KENTUCKY STATE TREASURER				33.47	923900	01-JAN-2012 09:35KY U	30690/494296/2	Dec-2011
1,110	Legal	KENTUCKY STATE TREASURER				157.78	923900	01-NOV-2011 07:54KY U	30690/488022/2	OCT-2011
1,111	Legal	KENTUCKY STATE TREASURER				2.55	923900	01-NOV-2011 07:54KY U	30690/487973/2	OCT-2011
1,112	Legal	KENTUCKY STATE TREASURER				133.65	923900	01-OCT-2011 09:26KY U	30690/486709/2	SEP-2011
1,113	Legal	KENTUCKY STATE TREASURER				3.80	923900	01-OCT-2011 09:26KY U	30690/486707/2	SEP-2011
1,114	Legal	KENTUCKY STATE TREASURER				105.72	923900	02-APR-2012 07:29KY U	30690/498545/2	MAR-2012
1,115	Legal	KILPATRICK STOCKTON LLP				220.00	923100	11206892	PROFESSIONAL SERVICES	OCT-2011
1,116	Legal	KILPATRICK STOCKTON LLP				275.00	923100	11218177	PROFESSIONAL SERVICES	NOV-2011
1,117	Legal	Legal Accrual				(45,000.00)	925100	Reverses *J052-0110-0311 Other USD	Reverses *J052-0110-0311 Other USD	APR-2011
1,118	Legal	Legal Accrual - Corporate				42,775.99	923900	J705-0020-0312 Adjustment USD	ADD Spreadsheet 26214871: A 26264	MAR-2012
1,119	Legal	Legal Accrual - Corporate				28,843.00	923100	J705-0020-0312 Adjustment USD	ADD Spreadsheet 26214871: A 26264	MAR-2012
1,120	Legal	Legal Accrual - Corporate				6,784.69	923100	J705-0020-0312 Adjustment USD	ADD Spreadsheet 26214871: A 26264	MAR-2012
1,121	Legal	Legal Accrual - Corporate				5,662.55	923900	J705-0020-0312 Adjustment USD	ADD Spreadsheet 26214871: A 26264	MAR-2012
1,122	Legal	Legal Accrual - Corporate				4,514.18	923900	J705-0020-0312 Adjustment USD	ADD Spreadsheet 26214871: A 26264	MAR-2012
1,123	Legal	Legal Accrual - Corporate				4,513.31	923900	J705-0020-0312 Adjustment USD	ADD Spreadsheet 26214871: A 26264	MAR-2012
1,124	Legal	Legal Accrual - Corporate				4,475.76	923900	J705-0020-0312 Adjustment USD	ADD Spreadsheet 26214871: A 26264	MAR-2012
1,125	Legal	Legal Accrual - Corporate				4,370.55	923100	J705-0020-0312 Adjustment USD	ADD Spreadsheet 26214871: A 26264	MAR-2012
1,126	Legal	Legal Accrual - Corporate				4,369.73	923900	J705-0020-0312 Adjustment USD	ADD Spreadsheet 26214871: A 26264	MAR-2012
1,127	Legal	Legal Accrual - Corporate				3,925.44	923900	J705-0020-0312 Adjustment USD	ADD Spreadsheet 26214871: A 26264	MAR-2012
1,128	Legal	Legal Accrual - Corporate				3,275.16	923900	J705-0020-0312 Adjustment USD	ADD Spreadsheet 26214871: A 26264	MAR-2012
1,129	Legal	Legal Accrual - Corporate				2,124.32	923900	J705-0020-0312 Adjustment USD	ADD Spreadsheet 26214871: A 26264	MAR-2012
1,130	Legal	Legal Accrual - Corporate				1,568.64	923900	J705-0020-0312 Adjustment USD	ADD Spreadsheet 26214871: A 26264	MAR-2012
1,131	Legal	Legal Accrual - Corporate				1,436.43	923900	J705-0020-0312 Adjustment USD	ADD Spreadsheet 26214871: A 26264	MAR-2012
1,132	Legal	Legal Accrual - Corporate				1,310.37	923900	J705-0020-0312 Adjustment USD	ADD Spreadsheet 26214871: A 26264	MAR-2012
1,133	Legal	Legal Accrual - Corporate				1,267.02	923900	J705-0020-0312 Adjustment USD	ADD Spreadsheet 26214871: A 26264	MAR-2012
1,134	Legal	Legal Accrual - Corporate				1,161.91	923100	J705-0020-0312 Adjustment USD	ADD Spreadsheet 26214871: A 26264	MAR-2012
1,135	Legal	Legal Accrual - Corporate				857.34	923900	J705-0020-0312 Adjustment USD	ADD Spreadsheet 26214871: A 26264	MAR-2012
1,136	Legal	Legal Accrual - Corporate				807.65	923900	J705-0020-0312 Adjustment USD	ADD Spreadsheet 26214871: A 26264	MAR-2012
1,137	Legal	Legal Accrual - Corporate				743.58	923900	J705-0020-0312 Adjustment USD	ADD Spreadsheet 26214871: A 26264	MAR-2012
1,138	Legal	Legal Accrual - Corporate				519.01	923900	J705-0020-0312 Adjustment USD	ADD Spreadsheet 26214871: A 26264	MAR-2012
1,139	Legal	Legal Accrual - Corporate				507.15	923900	J705-0020-0312 Adjustment USD	ADD Spreadsheet 26214871: A 26264	MAR-2012
1,140	Legal	Legal Accrual - Corporate				429.78	923900	J705-0020-0312 Adjustment USD	ADD Spreadsheet 26214871: A 26264	MAR-2012
1,141	Legal	Legal Accrual - Corporate				297.28	923900	J705-0020-0312 Adjustment USD	ADD Spreadsheet 26214871: A 26264	MAR-2012
1,142	Legal	Legal Accrual - Corporate				267.96	923900	J705-0020-0312 Adjustment USD	ADD Spreadsheet 26214871: A 26264	MAR-2012
1,143	Legal	Legal Accrual - Corporate				259.84	923900	J705-0020-0312 Adjustment USD	ADD Spreadsheet 26214871: A 26264	MAR-2012
1,144	Legal	Legal Accrual - Corporate				243.23	923900	J705-0020-0312 Adjustment USD	ADD Spreadsheet 26214871: A 26264	MAR-2012
1,145	Legal	Legal Accrual - Corporate				223.30	923900	J705-0020-0312 Adjustment USD	ADD Spreadsheet 26214871: A 26264	MAR-2012
1,146	Legal	Legal Accrual - Corporate				189.23	923900	J705-0020-0312 Adjustment USD	ADD Spreadsheet 26214871: A 26264	MAR-2012
1,147	Legal	Legal Accrual - Corporate				88.00	923900	J705-0020-0312 Adjustment USD	ADD Spreadsheet 26214871: A 26264	MAR-2012
1,148	Legal	Legal Accrual - Corporate				80.62	923900	J705-0020-0312 Adjustment USD	ADD Spreadsheet 26214871: A 26264	MAR-2012
1,149	Legal	Legal Accrual - Corporate				80.52	923900	J705-0020-0312 Adjustment USD	ADD Spreadsheet 26214871: A 26264	MAR-2012
1,150	Legal	Legal Accrual - Corporate				69.60	923900	J705-0020-0312 Adjustment USD	ADD Spreadsheet 26214871: A 26264	MAR-2012
1,151	Legal	Legal Accrual - Corporate				10.94	923900	J705-0020-0312 Adjustment USD	ADD Spreadsheet 26214871: A 26264	MAR-2012
1,152	Legal	Legal Accrual - Corporate				(3,139.22)	923100	Reverses *J705-0020-0311 Adjustment USD	Reverses *J705-0020-0311 Adjustment USD	APR-2011
1,153	Legal	Legal Accrual - Corporate				(2,949.68)	923900	Reverses *J705-0020-0311 Adjustment USD	Reverses *J705-0020-0311 Adjustment USD	APR-2011
1,154	Legal	Legal Accrual - Corporate				(1,892.44)	923100	Reverses *J705-0020-0311 Adjustment USD	Reverses *J705-0020-0311 Adjustment USD	APR-2011
1,155	Legal	Legal Accrual - Corporate				(1,113.70)	923900	Reverses *J705-0020-0311 Adjustment USD	Reverses *J705-0020-0311 Adjustment USD	APR-2011
1,156	Legal	Legal Accrual - Distribution				11,182.75	923100	J705-0020-0312 Adjustment USD	ADD Spreadsheet 26214871: A 26264	MAR-2012
1,157	Legal	Legal Accrual - Distribution				1,300.90	923100	J705-0020-0312 Adjustment USD	ADD Spreadsheet 26214871: A 26264	MAR-2012
1,158	Legal	Legal Accrual - Distribution				1,228.10	923100	J705-0020-0312 Adjustment USD	ADD Spreadsheet 26214871: A 26264	MAR-2012
1,159	Legal	Legal Accrual - Distribution				833.13	923100	J705-0020-0312 Adjustment USD	ADD Spreadsheet 26214871: A 26264	MAR-2012

KENTUCKY UTILITIES COMPANY
Case No. 2012- 00221
Analysis of Professional Services Expenses For the Test Year

(A)	(B)	(C)	(D)	(E)	(F)	(G)	(H)	(I)		
Line No.	Type	Vendor	Rate Case	Audit	Other	Total	Account	Invoice	Description	Period
1,160	Legal	Legal Accrual - Distribution				804.33	923100	J705-0020-0312 Adjustment USD	ADD Spreadsheet 26214871: A 26264	MAR-2012
1,161	Legal	Legal Accrual - Distribution				648.51	923100	J705-0020-0312 Adjustment USD	ADD Spreadsheet 26214871: A 26264	MAR-2012
1,162	Legal	Legal Accrual - Distribution				581.00	923100	J705-0020-0312 Adjustment USD	ADD Spreadsheet 26214871: A 26264	MAR-2012
1,163	Legal	Legal Accrual - Distribution				406.50	923100	J705-0020-0312 Adjustment USD	ADD Spreadsheet 26214871: A 26264	MAR-2012
1,164	Legal	Legal Accrual - Distribution				387.27	923100	J705-0020-0312 Adjustment USD	ADD Spreadsheet 26214871: A 26264	MAR-2012
1,165	Legal	Legal Accrual - Distribution				265.17	923100	J705-0020-0312 Adjustment USD	ADD Spreadsheet 26214871: A 26264	MAR-2012
1,166	Legal	Legal Accrual - Distribution				203.83	923100	J705-0020-0312 Adjustment USD	ADD Spreadsheet 26214871: A 26264	MAR-2012
1,167	Legal	Legal Accrual - Distribution				29.00	923100	J705-0020-0312 Adjustment USD	ADD Spreadsheet 26214871: A 26264	MAR-2012
1,168	Legal	Legal Accrual - Distribution				26.00	923100	J705-0020-0312 Adjustment USD	ADD Spreadsheet 26214871: A 26264	MAR-2012
1,169	Legal	Legal Accrual - FERC Rate Case				4,257.00	928001	J705-0020-0312 Adjustment USD	ADD Spreadsheet 26214871: A 26264	MAR-2012
1,170	Legal	Legal Accrual - FERC Rate Case				905.21	928001	J705-0020-0312 Adjustment USD	ADD Spreadsheet 26214871: A 26264	MAR-2012
1,171	Legal	Legal Accrual - Generation				107,623.00	923100	J705-0020-0312 Adjustment USD	ADD Spreadsheet 26214871: A 26264	MAR-2012
1,172	Legal	Legal Accrual - Generation				77,408.00	923900	J705-0020-0312 Adjustment USD	ADD Spreadsheet 26214871: A 26264	MAR-2012
1,173	Legal	Legal Accrual - Generation				52,235.87	923900	J705-0020-0312 Adjustment USD	ADD Spreadsheet 26214871: A 26264	MAR-2012
1,174	Legal	Legal Accrual - Generation				51,416.88	923900	J705-0020-0312 Adjustment USD	ADD Spreadsheet 26214871: A 26264	MAR-2012
1,175	Legal	Legal Accrual - Generation				48,263.59	923100	J705-0020-0312 Adjustment USD	ADD Spreadsheet 26214871: A 26264	MAR-2012
1,176	Legal	Legal Accrual - Generation				19,153.50	923100	J705-0020-0312 Adjustment USD	ADD Spreadsheet 26214871: A 26264	MAR-2012
1,177	Legal	Legal Accrual - Generation				15,809.50	923100	J705-0020-0312 Adjustment USD	ADD Spreadsheet 26214871: A 26264	MAR-2012
1,178	Legal	Legal Accrual - Generation				8,375.31	923100	J705-0020-0312 Adjustment USD	ADD Spreadsheet 26214871: A 26264	MAR-2012
1,179	Legal	Legal Accrual - Generation				6,036.48	923900	J705-0020-0312 Adjustment USD	ADD Spreadsheet 26214871: A 26264	MAR-2012
1,180	Legal	Legal Accrual - Generation				5,698.71	923900	J705-0020-0312 Adjustment USD	ADD Spreadsheet 26214871: A 26264	MAR-2012
1,181	Legal	Legal Accrual - Generation				5,674.80	923100	J705-0020-0312 Adjustment USD	ADD Spreadsheet 26214871: A 26264	MAR-2012
1,182	Legal	Legal Accrual - Generation				4,447.56	923900	J705-0020-0312 Adjustment USD	ADD Spreadsheet 26214871: A 26264	MAR-2012
1,183	Legal	Legal Accrual - Generation				3,607.56	923900	J705-0020-0312 Adjustment USD	ADD Spreadsheet 26214871: A 26264	MAR-2012
1,184	Legal	Legal Accrual - Generation				3,505.71	923900	J705-0020-0312 Adjustment USD	ADD Spreadsheet 26214871: A 26264	MAR-2012
1,185	Legal	Legal Accrual - Generation				3,421.44	923900	J705-0020-0312 Adjustment USD	ADD Spreadsheet 26214871: A 26264	MAR-2012
1,186	Legal	Legal Accrual - Generation				2,486.10	923900	J705-0020-0312 Adjustment USD	ADD Spreadsheet 26214871: A 26264	MAR-2012
1,187	Legal	Legal Accrual - Generation				1,873.60	923900	J705-0020-0312 Adjustment USD	ADD Spreadsheet 26214871: A 26264	MAR-2012
1,188	Legal	Legal Accrual - Generation				1,011.50	923100	J705-0020-0312 Adjustment USD	ADD Spreadsheet 26214871: A 26264	MAR-2012
1,189	Legal	Legal Accrual - Generation				1,000.00	923100	J705-0020-0312 Adjustment USD	ADD Spreadsheet 26214871: A 26264	MAR-2012
1,190	Legal	Legal Accrual - Generation				975.64	923900	J705-0020-0312 Adjustment USD	ADD Spreadsheet 26214871: A 26264	MAR-2012
1,191	Legal	Legal Accrual - Generation				781.00	923100	J705-0020-0312 Adjustment USD	ADD Spreadsheet 26214871: A 26264	MAR-2012
1,192	Legal	Legal Accrual - Generation				384.80	923900	J705-0020-0312 Adjustment USD	ADD Spreadsheet 26214871: A 26264	MAR-2012
1,193	Legal	Legal Accrual - Generation				311.85	923100	J705-0020-0312 Adjustment USD	ADD Spreadsheet 26214871: A 26264	MAR-2012
1,194	Legal	Legal Accrual - Generation				310.46	923900	J705-0020-0312 Adjustment USD	ADD Spreadsheet 26214871: A 26264	MAR-2012
1,195	Legal	Legal Accrual - Generation				310.46	923900	J705-0020-0312 Adjustment USD	ADD Spreadsheet 26214871: A 26264	MAR-2012
1,196	Legal	Legal Accrual - Generation				302.83	923900	J705-0020-0312 Adjustment USD	ADD Spreadsheet 26214871: A 26264	MAR-2012
1,197	Legal	Legal Accrual - Generation				255.00	923100	J705-0020-0312 Adjustment USD	ADD Spreadsheet 26214871: A 26264	MAR-2012
1,198	Legal	Legal Accrual - Generation				183.10	923900	J705-0020-0312 Adjustment USD	ADD Spreadsheet 26214871: A 26264	MAR-2012
1,199	Legal	Legal Accrual - Generation				176.32	923900	J705-0020-0312 Adjustment USD	ADD Spreadsheet 26214871: A 26264	MAR-2012
1,200	Legal	Legal Accrual - Generation				125.00	923100	J705-0020-0312 Adjustment USD	ADD Spreadsheet 26214871: A 26264	MAR-2012
1,201	Legal	Legal Accrual - Generation				43.20	923100	J705-0020-0312 Adjustment USD	ADD Spreadsheet 26214871: A 26264	MAR-2012
1,202	Legal	Legal Accrual - Generation				29.25	923100	J705-0020-0312 Adjustment USD	ADD Spreadsheet 26214871: A 26264	MAR-2012
1,203	Legal	Legal Accrual - Generation				28.94	923900	J705-0020-0312 Adjustment USD	ADD Spreadsheet 26214871: A 26264	MAR-2012
1,204	Legal	Legal Accrual - Generation				26.00	923100	J705-0020-0312 Adjustment USD	ADD Spreadsheet 26214871: A 26264	MAR-2012
1,205	Legal	Legal Accrual - Generation				26.00	923100	J705-0020-0312 Adjustment USD	ADD Spreadsheet 26214871: A 26264	MAR-2012
1,206	Legal	Legal Accrual - Generation				981.75	923900	J705-0020-0312 Adjustment USD	ADD Spreadsheet 26214871: A 26264	MAR-2012
1,207	Legal	Legal Accrual - Generation				(30,163.78)	923100	Reverses *J705-0020-0311 Adjustment USD	Reverses *J705-0020-0311 Adjustment USD	APR-2011
1,208	Legal	Legal Accrual - MRMD				6,297.25	923900	J705-0020-0312 Adjustment USD	ADD Spreadsheet 26214871: A 26264	MAR-2012
1,209	Legal	Legal Accrual - MRMD				4,142.32	923900	J705-0020-0312 Adjustment USD	ADD Spreadsheet 26214871: A 26264	MAR-2012
1,210	Legal	Legal Accrual - MRMD				3,082.54	923100	J705-0020-0312 Adjustment USD	ADD Spreadsheet 26214871: A 26264	MAR-2012
1,211	Legal	Legal Accrual - MRMD				2,164.13	923900	J705-0020-0312 Adjustment USD	ADD Spreadsheet 26214871: A 26264	MAR-2012
1,212	Legal	Legal Accrual - MRMD				1,750.06	923900	J705-0020-0312 Adjustment USD	ADD Spreadsheet 26214871: A 26264	MAR-2012
1,213	Legal	Legal Accrual - MRMD				1,133.96	923900	J705-0020-0312 Adjustment USD	ADD Spreadsheet 26214871: A 26264	MAR-2012
1,214	Legal	Legal Accrual - MRMD				1,028.76	923900	J705-0020-0312 Adjustment USD	ADD Spreadsheet 26214871: A 26264	MAR-2012
1,215	Legal	Legal Accrual - MRMD				992.00	923100	J705-0020-0312 Adjustment USD	ADD Spreadsheet 26214871: A 26264	MAR-2012
1,216	Legal	Legal Accrual - MRMD				578.10	923900	J705-0020-0312 Adjustment USD	ADD Spreadsheet 26214871: A 26264	MAR-2012
1,217	Legal	Legal Accrual - MRMD				190.94	923100	J705-0020-0312 Adjustment USD	ADD Spreadsheet 26214871: A 26264	MAR-2012
1,218	Legal	Legal Accrual - MRMD				176.50	923900	J705-0020-0312 Adjustment USD	ADD Spreadsheet 26214871: A 26264	MAR-2012
1,219	Legal	Legal Accrual - MRMD				(7,638.98)	923900	Reverses *J705-0020-0311 Adjustment USD	Reverses *J705-0020-0311 Adjustment USD	APR-2011

KENTUCKY UTILITIES COMPANY
Case No. 2012- 00221
Analysis of Professional Services Expenses For the Test Year

(A)	(B)	(C)	(D)	(E)	(F)	(G)	(H)	(I)		
Line No.	Type	Vendor	Rate Case	Audit	Other	Total	Account	Invoice	Description	Period
1,220	Legal	Legal Accrual - MRMD				(1,982.78)	923900	Reverses *J705-0020-0311 Adjustment USD	Reverses *J705-0020-0311 Adjustment USD	APR-2011
1,221	Legal	Legal Accrual - MRMD				(901.99)	923900	Reverses *J705-0020-0311 Adjustment USD	Reverses *J705-0020-0311 Adjustment USD	APR-2011
1,222	Legal	Legal Accrual - MRMD				(581.90)	923900	Reverses *J705-0020-0311 Adjustment USD	Reverses *J705-0020-0311 Adjustment USD	APR-2011
1,223	Legal	Legal Accrual - Retail				4,130.80	923100	J705-0020-0312 Adjustment USD	ADD Spreadsheet 26214871: A 26264	MAR-2012
1,224	Legal	Legal Accrual - Retail				3,176.83	923900	J705-0020-0312 Adjustment USD	ADD Spreadsheet 26214871: A 26264	MAR-2012
1,225	Legal	Legal Accrual - Retail				2,501.91	923100	J705-0020-0312 Adjustment USD	ADD Spreadsheet 26214871: A 26264	MAR-2012
1,226	Legal	Legal Accrual - Retail				1,951.58	923100	J705-0020-0312 Adjustment USD	ADD Spreadsheet 26214871: A 26264	MAR-2012
1,227	Legal	Legal Accrual - Retail				1,775.79	923900	J705-0020-0312 Adjustment USD	ADD Spreadsheet 26214871: A 26264	MAR-2012
1,228	Legal	Legal Accrual - Retail				1,732.86	923100	J705-0020-0312 Adjustment USD	ADD Spreadsheet 26214871: A 26264	MAR-2012
1,229	Legal	Legal Accrual - Retail				818.50	923900	J705-0020-0312 Adjustment USD	ADD Spreadsheet 26214871: A 26264	MAR-2012
1,230	Legal	Legal Accrual - Retail				603.44	923900	J705-0020-0312 Adjustment USD	ADD Spreadsheet 26214871: A 26264	MAR-2012
1,231	Legal	Legal Accrual - Retail				448.10	923900	J705-0020-0312 Adjustment USD	ADD Spreadsheet 26214871: A 26264	MAR-2012
1,232	Legal	Legal Accrual - Retail				262.44	923900	J705-0020-0312 Adjustment USD	ADD Spreadsheet 26214871: A 26264	MAR-2012
1,233	Legal	Legal Accrual - Retail				148.75	923900	J705-0020-0312 Adjustment USD	ADD Spreadsheet 26214871: A 26264	MAR-2012
1,234	Legal	Legal Accrual - Retail				37.00	923900	J705-0020-0312 Adjustment USD	ADD Spreadsheet 26214871: A 26264	MAR-2012
1,235	Legal	Legal Accrual - Retail				13.12	923900	J705-0020-0312 Adjustment USD	ADD Spreadsheet 26214871: A 26264	MAR-2012
1,236	Legal	Legal Accrual - Retail				701.25	923900	J705-0020-0312 Adjustment USD	ADD Spreadsheet 26214871: A 26264	MAR-2012
1,237	Legal	Legal Accrual - Retail				(205.11)	923900	Reverses *J705-0020-0311 Adjustment USD	Reverses *J705-0020-0311 Adjustment USD	APR-2011
1,238	Legal	Legal Accrual - Transmission				24,295.05	923900	J705-0020-0312 Adjustment USD	ADD Spreadsheet 26214871: A 26264	MAR-2012
1,239	Legal	Legal Accrual - Transmission				17,095.14	923900	J705-0020-0312 Adjustment USD	ADD Spreadsheet 26214871: A 26264	MAR-2012
1,240	Legal	Legal Accrual - Transmission				14,389.47	923900	J705-0020-0312 Adjustment USD	ADD Spreadsheet 26214871: A 26264	MAR-2012
1,241	Legal	Legal Accrual - Transmission				13,093.50	923100	J705-0020-0312 Adjustment USD	ADD Spreadsheet 26214871: A 26264	MAR-2012
1,242	Legal	Legal Accrual - Transmission				5,908.70	923900	J705-0020-0312 Adjustment USD	ADD Spreadsheet 26214871: A 26264	MAR-2012
1,243	Legal	Legal Accrual - Transmission				4,871.14	923900	J705-0020-0312 Adjustment USD	ADD Spreadsheet 26214871: A 26264	MAR-2012
1,244	Legal	Legal Accrual - Transmission				3,672.55	923900	J705-0020-0312 Adjustment USD	ADD Spreadsheet 26214871: A 26264	MAR-2012
1,245	Legal	Legal Accrual - Transmission				2,937.55	923900	J705-0020-0312 Adjustment USD	ADD Spreadsheet 26214871: A 26264	MAR-2012
1,246	Legal	Legal Accrual - Transmission				2,928.31	923900	J705-0020-0312 Adjustment USD	ADD Spreadsheet 26214871: A 26264	MAR-2012
1,247	Legal	Legal Accrual - Transmission				2,877.39	923900	J705-0020-0312 Adjustment USD	ADD Spreadsheet 26214871: A 26264	MAR-2012
1,248	Legal	Legal Accrual - Transmission				2,767.50	923100	J705-0020-0312 Adjustment USD	ADD Spreadsheet 26214871: A 26264	MAR-2012
1,249	Legal	Legal Accrual - Transmission				2,722.88	923900	J705-0020-0312 Adjustment USD	ADD Spreadsheet 26214871: A 26264	MAR-2012
1,250	Legal	Legal Accrual - Transmission				2,641.10	923900	J705-0020-0312 Adjustment USD	ADD Spreadsheet 26214871: A 26264	MAR-2012
1,251	Legal	Legal Accrual - Transmission				1,563.10	923900	J705-0020-0312 Adjustment USD	ADD Spreadsheet 26214871: A 26264	MAR-2012
1,252	Legal	Legal Accrual - Transmission				1,142.44	923900	J705-0020-0312 Adjustment USD	ADD Spreadsheet 26214871: A 26264	MAR-2012
1,253	Legal	Legal Accrual - Transmission				1,078.00	923900	J705-0020-0312 Adjustment USD	ADD Spreadsheet 26214871: A 26264	MAR-2012
1,254	Legal	Legal Accrual - Transmission				885.50	923100	J705-0020-0312 Adjustment USD	ADD Spreadsheet 26214871: A 26264	MAR-2012
1,255	Legal	Legal Accrual - Transmission				454.70	923900	J705-0020-0312 Adjustment USD	ADD Spreadsheet 26214871: A 26264	MAR-2012
1,256	Legal	Legal Accrual - Transmission				355.00	923100	J705-0020-0312 Adjustment USD	ADD Spreadsheet 26214871: A 26264	MAR-2012
1,257	Legal	Legal Accrual - Transmission				98.00	923900	J705-0020-0312 Adjustment USD	ADD Spreadsheet 26214871: A 26264	MAR-2012
1,258	Legal	Legal Accrual - Transmission				92.40	923900	J705-0020-0312 Adjustment USD	ADD Spreadsheet 26214871: A 26264	MAR-2012
1,259	Legal	Legal Accrual - Transmission				61.24	923900	J705-0020-0312 Adjustment USD	ADD Spreadsheet 26214871: A 26264	MAR-2012
1,260	Legal	Legal Accrual - Transmission				41.71	923900	J705-0020-0312 Adjustment USD	ADD Spreadsheet 26214871: A 26264	MAR-2012
1,261	Legal	Legal Accrual - Transmission				1,075.25	923900	J705-0020-0312 Adjustment USD	ADD Spreadsheet 26214871: A 26264	MAR-2012
1,262	Legal	Legal Accrual - Transmission				(11,340.00)	923900	Reverses *J705-0020-0311 Adjustment USD	Reverses *J705-0020-0311 Adjustment USD	APR-2011
1,263	Legal	Legal Services				(160.27)	923100	J017-0020-1011 Adjustment USD	REIMBURSE LEGAL SERVICES	OCT-2011
1,264	Legal	MULLINS HARRIS & JESSEE				1,547.08	923100	MJH071311b	PROFESSIONAL SERVICES	NOV-2011
1,265	Legal	MULLINS HARRIS & JESSEE				150.00	923100	SPJLC1790112	LEGAL SERVICES	Dec-2011
1,266	Legal	MULLINS HARRIS & JESSEE				150.00	923100	SPJLC1790212	LEGAL SERVICES	Jan-2012
1,267	Legal	MULLINS HARRIS & JESSEE				150.00	923100	SPJLC1790312	LEGAL SERVICES	Feb-2012
1,268	Legal	MULLINS HARRIS & JESSEE				150.00	923100	SPJLC1790412	LEGAL SERVICES	MAR-2012
1,269	Legal	MULLINS HARRIS & JESSEE				150.00	923100	SPJLC1790511	LEGAL SERVICES	APR-2011
1,270	Legal	MULLINS HARRIS & JESSEE				150.00	923100	SPJLC1790611	LEGAL SERVICES RETAINER	MAY-2011
1,271	Legal	MULLINS HARRIS & JESSEE				150.00	923100	SPJLC1790711	LEGAL SERVICES	Jun-2011
1,272	Legal	MULLINS HARRIS & JESSEE				150.00	923100	SPJLC1790811	LEGAL SERVICES	JUL-2011
1,273	Legal	MULLINS HARRIS & JESSEE				150.00	923100	SPJLC1790911	LEGAL SERVICES	AUG-2011
1,274	Legal	MULLINS HARRIS & JESSEE				150.00	923100	SPJLC1791011	LEGAL SERVICES	SEP-2011
1,275	Legal	MULLINS HARRIS & JESSEE				150.00	923100	SPJLC1791111	LEGAL SERVICES	OCT-2011
1,276	Legal	MULLINS HARRIS & JESSEE				150.00	923100	SPJLC1791211	LEGAL SERVICES	NOV-2011
1,277	Legal	NIXON PEABODY LLP				9,237.38	923900	9283155	PROFESSIONAL SERVICES	APR-2011
1,278	Legal	NIXON PEABODY LLP				113.10	923900	9357030	PROFESSIONAL SERVICES	MAR-2012
1,279	Legal	ONE SOURCE DISCOVERY				152.12	921903	0337736	Copy work for ECR case	SEP-2011

KENTUCKY UTILITIES COMPANY
Case No. 2012- 00221
Analysis of Professional Services Expenses For the Test Year

(A)	(B)	(C)	(D)	(E)	(F)	(G)	(H)	(I)		
Line No.	Type	Vendor	Rate Case	Audit	Other	Total	Account	Invoice	Description	Period
1,280	Legal	ONE SOURCE DISCOVERY				397.75	921903	0338499	Copy work in the McGuire case	SEP-2011
1,281	Legal	ONE SOURCE DISCOVERY				78.68	921903	0339939	Legal document copying and scanning	NOV-2011
1,282	Legal	STOLL KEENON OGDEN PLLC				(3,752.18)	923100	671892	PROFESSIONAL SERVICES	NOV-2011
1,283	Legal	STOLL KEENON OGDEN PLLC				205.10	923900	679190	PROFESSIONAL SERVICES	APR-2011
1,284	Legal	STOLL KEENON OGDEN PLLC				249.32	923900	680629	PROFESSIONAL SERVICES	APR-2011
1,285	Legal	STOLL KEENON OGDEN PLLC				325.08	923100	680630	PROFESSIONAL SERVICES	MAY-2011
1,286	Legal	STOLL KEENON OGDEN PLLC				141.37	923900	680631	PROFESSIONAL SERVICES	MAY-2011
1,287	Legal	STOLL KEENON OGDEN PLLC				1,871.46	923900	680632	PROFESSIONAL SERVICES	MAY-2011
1,288	Legal	STOLL KEENON OGDEN PLLC				3,100.73	923900	680633	PROFESSIONAL SERVICES	MAY-2011
1,289	Legal	STOLL KEENON OGDEN PLLC				804.65	923100	680698	PROFESSIONAL SERVICES	MAY-2011
1,290	Legal	STOLL KEENON OGDEN PLLC				1,327.50	923100	680700	PROFESSIONAL SERVICES	MAY-2011
1,291	Legal	STOLL KEENON OGDEN PLLC				30.49	923900	680701	PROFESSIONAL SERVICES	MAY-2011
1,292	Legal	STOLL KEENON OGDEN PLLC				1,071.65	923100	680702	PROFESSIONAL SERVICES	MAY-2011
1,293	Legal	STOLL KEENON OGDEN PLLC				18.20	923100	680703	PROFESSIONAL SERVICES	MAY-2011
1,294	Legal	STOLL KEENON OGDEN PLLC				55,291.87	928007	680704	PROFESSIONAL SERVICES	MAY-2011
1,295	Legal	STOLL KEENON OGDEN PLLC				10,192.45	923100	680705	PROFESSIONAL SERVICES	MAY-2011
1,296	Legal	STOLL KEENON OGDEN PLLC				5,812.46	923900	680706	PROFESSIONAL SERVICES	MAY-2011
1,297	Legal	STOLL KEENON OGDEN PLLC				1,952.64	923900	680709	PROFESSIONAL SERVICES	MAY-2011
1,298	Legal	STOLL KEENON OGDEN PLLC				445.46	923100	680710	PROFESSIONAL SERVICES	MAY-2011
1,299	Legal	STOLL KEENON OGDEN PLLC				9,752.04	923100	680711	PROFESSIONAL SERVICES	MAY-2011
1,300	Legal	STOLL KEENON OGDEN PLLC				7,207.20	923100	680712	PROFESSIONAL SERVICES	MAY-2011
1,301	Legal	STOLL KEENON OGDEN PLLC				18,128.65	923100	680734	PROFESSIONAL SERVICES	MAY-2011
1,302	Legal	STOLL KEENON OGDEN PLLC				6,076.34	923100	680737	PROFESSIONAL SERVICES	MAY-2011
1,303	Legal	STOLL KEENON OGDEN PLLC				1,099.68	923900	680740	PROFESSIONAL SERVICES	MAY-2011
1,304	Legal	STOLL KEENON OGDEN PLLC				300.00	923100	680743	PROFESSIONAL SERVICES	MAY-2011
1,305	Legal	STOLL KEENON OGDEN PLLC				896.68	923900	680744	PROFESSIONAL SERVICES	MAY-2011
1,306	Legal	STOLL KEENON OGDEN PLLC				554.40	923100	680747	PROFESSIONAL SERVICES	MAY-2011
1,307	Legal	STOLL KEENON OGDEN PLLC				1,002.59	923900	680748	PROFESSIONAL SERVICES	MAY-2011
1,308	Legal	STOLL KEENON OGDEN PLLC				126.72	923900	682408	PROFESSIONAL SERVICES	MAY-2011
1,309	Legal	STOLL KEENON OGDEN PLLC				18,000.00	923100	684669	PROFESSIONAL SERVICES	Jun-2011
1,310	Legal	STOLL KEENON OGDEN PLLC				370.63	923100	684684	PROFESSIONAL SERVICES	AUG-2011
1,311	Legal	STOLL KEENON OGDEN PLLC				157.88	923100	684688	PROFESSIONAL SERVICES	Jun-2011
1,312	Legal	STOLL KEENON OGDEN PLLC				875.83	923900	684689	PROFESSIONAL SERVICES	Jun-2011
1,313	Legal	STOLL KEENON OGDEN PLLC				546.76	923100	684691	PROFESSIONAL SERVICES	Jun-2011
1,314	Legal	STOLL KEENON OGDEN PLLC				717.19	923900	684692	PROFESSIONAL SERVICES	Jun-2011
1,315	Legal	STOLL KEENON OGDEN PLLC				171.94	923900	684693	PROFESSIONAL SERVICES	JUL-2011
1,316	Legal	STOLL KEENON OGDEN PLLC				604.33	923900	684697	PROFESSIONAL SERVICES	JUL-2011
1,317	Legal	STOLL KEENON OGDEN PLLC				3,125.25	923100	684703	PROFESSIONAL SERVICES	JUL-2011
1,318	Legal	STOLL KEENON OGDEN PLLC				172.90	923100	684704	PROFESSIONAL SERVICES	Jun-2011
1,319	Legal	STOLL KEENON OGDEN PLLC				10,329.00	928007	684705	PROFESSIONAL SERVICES	JUL-2011
1,320	Legal	STOLL KEENON OGDEN PLLC				98.24	923100	684706	PROFESSIONAL SERVICES	JUL-2011
1,321	Legal	STOLL KEENON OGDEN PLLC				37,185.26	923900	684707	PROFESSIONAL SERVICES	JUL-2011
1,322	Legal	STOLL KEENON OGDEN PLLC				506.52	923100	684708	PROFESSIONAL SERVICES	Jun-2011
1,323	Legal	STOLL KEENON OGDEN PLLC				691.53	923900	684709	PROFESSIONAL SERVICES	JUL-2011
1,324	Legal	STOLL KEENON OGDEN PLLC				8,555.58	923100	684710	PROFESSIONAL SERVICES	Jun-2011
1,325	Legal	STOLL KEENON OGDEN PLLC				2,405.96	923900	684712	PROFESSIONAL SERVICES	JUL-2011
1,326	Legal	STOLL KEENON OGDEN PLLC				1,148.40	923100	684713	PROFESSIONAL SERVICES	JUL-2011
1,327	Legal	STOLL KEENON OGDEN PLLC				15,071.83	923100	684715	PROFESSIONAL SERVICES	Jun-2011
1,328	Legal	STOLL KEENON OGDEN PLLC				1,264.23	923100	684853	PROFESSIONAL SERVICES	JUL-2011
1,329	Legal	STOLL KEENON OGDEN PLLC				4,341.94	923100	684886	PROFESSIONAL SERVICES	JUL-2011
1,330	Legal	STOLL KEENON OGDEN PLLC				744.75	923100	686512	PROFESSIONAL SERVICES	JUL-2011
1,331	Legal	STOLL KEENON OGDEN PLLC				1,389.06	923100	686514	PROFESSIONAL SERVICES	JUL-2011
1,332	Legal	STOLL KEENON OGDEN PLLC				980.09	923900	686524	PROFESSIONAL SERVICES	JUL-2011
1,333	Legal	STOLL KEENON OGDEN PLLC				8,569.19	923100	686527	PROFESSIONAL SERVICES	JUL-2011
1,334	Legal	STOLL KEENON OGDEN PLLC				61.06	923900	686529	PROFESSIONAL SERVICES	JUL-2011
1,335	Legal	STOLL KEENON OGDEN PLLC				43,322.09	923900	686531	PROFESSIONAL SERVICES	JUL-2011
1,336	Legal	STOLL KEENON OGDEN PLLC				7,419.65	923100	686546	PROFESSIONAL SERVICES	JUL-2011
1,337	Legal	STOLL KEENON OGDEN PLLC				1,003.70	923100	686547	PROFESSIONAL SERVICES	JUL-2011
1,338	Legal	STOLL KEENON OGDEN PLLC				6,858.43	928007	686548	PROFESSIONAL SERVICES	JUL-2011
1,339	Legal	STOLL KEENON OGDEN PLLC				606.86	923100	686549	PROFESSIONAL SERVICES	JUL-2011

KENTUCKY UTILITIES COMPANY
Case No. 2012- 00221
Analysis of Professional Services Expenses For the Test Year

(A)	(B)	(C)	(D)	(E)	(F)	(G)	(H)	(I)		
Line No.	Type	Vendor	Rate Case	Audit	Other	Total	Account	Invoice	Description	Period
1,340	Legal	STOLL KEENON OGDEN PLLC				8,217.75	923900	686550	PROFESSIONAL SERVICES	JUL-2011
1,341	Legal	STOLL KEENON OGDEN PLLC				266.11	923900	686551	PROFESSIONAL SERVICES	JUL-2011
1,342	Legal	STOLL KEENON OGDEN PLLC				22.31	923900	686552	PROFESSIONAL SERVICES	JUL-2011
1,343	Legal	STOLL KEENON OGDEN PLLC				19.68	923900	686555	PROFESSIONAL SERVICES	JUL-2011
1,344	Legal	STOLL KEENON OGDEN PLLC				667.48	923900	686556	PROFESSIONAL SERVICES	AUG-2011
1,345	Legal	STOLL KEENON OGDEN PLLC				996.93	923100	686557	PROFESSIONAL SERVICES	JUL-2011
1,346	Legal	STOLL KEENON OGDEN PLLC				1,283.04	923100	686570	PROFESSIONAL SERVICES	AUG-2011
1,347	Legal	STOLL KEENON OGDEN PLLC				13,850.15	923900	686582	PROFESSIONAL SERVICES	AUG-2011
1,348	Legal	STOLL KEENON OGDEN PLLC				530.49	923100	686583	PROFESSIONAL SERVICES	JUL-2011
1,349	Legal	STOLL KEENON OGDEN PLLC				2,743.56	923900	686918	PROFESSIONAL SERVICES	JUL-2011
1,350	Legal	STOLL KEENON OGDEN PLLC				4,860.72	923100	687015	PROFESSIONAL SERVICES	AUG-2011
1,351	Legal	STOLL KEENON OGDEN PLLC				262.80	923100	687168	PROFESSIONAL SERVICES	JUL-2011
1,352	Legal	STOLL KEENON OGDEN PLLC				973.40	923900	687180	PROFESSIONAL SERVICES	JUL-2011
1,353	Legal	STOLL KEENON OGDEN PLLC				261.02	923900	689004	PROFESSIONAL SERVICES	AUG-2011
1,354	Legal	STOLL KEENON OGDEN PLLC				66.54	923100	689005	PROFESSIONAL SERVICES	AUG-2011
1,355	Legal	STOLL KEENON OGDEN PLLC				7,426.00	923100	689007	PROFESSIONAL SERVICES	SEP-2011
1,356	Legal	STOLL KEENON OGDEN PLLC				3,365.25	923900	689008	PROFESSIONAL SERVICES	SEP-2011
1,357	Legal	STOLL KEENON OGDEN PLLC				2,902.55	923900	689009	PROFESSIONAL SERVICES	SEP-2011
1,358	Legal	STOLL KEENON OGDEN PLLC				1,116.70	923100	689013	PROFESSIONAL SERVICES	AUG-2011
1,359	Legal	STOLL KEENON OGDEN PLLC				2,536.92	923900	689016	PROFESSIONAL SERVICES	SEP-2011
1,360	Legal	STOLL KEENON OGDEN PLLC				1,777.56	928007	689018	PROFESSIONAL SERVICES	SEP-2011
1,361	Legal	STOLL KEENON OGDEN PLLC				1,292.77	923100	689019	PROFESSIONAL SERVICES	AUG-2011
1,362	Legal	STOLL KEENON OGDEN PLLC				89.96	923900	689020	PROFESSIONAL SERVICES	SEP-2011
1,363	Legal	STOLL KEENON OGDEN PLLC				1,174.41	923900	689023	PROFESSIONAL SERVICES	SEP-2011
1,364	Legal	STOLL KEENON OGDEN PLLC				1,975.00	923100	689024	PROFESSIONAL SERVICES	AUG-2011
1,365	Legal	STOLL KEENON OGDEN PLLC				7,675.78	923100	689039	PROFESSIONAL SERVICES	SEP-2011
1,366	Legal	STOLL KEENON OGDEN PLLC				22,277.77	923900	689041	PROFESSIONAL SERVICES	SEP-2011
1,367	Legal	STOLL KEENON OGDEN PLLC				934.52	923900	689042	PROFESSIONAL SERVICES	SEP-2011
1,368	Legal	STOLL KEENON OGDEN PLLC				2,912.56	923100	689045	PROFESSIONAL SERVICES	SEP-2011
1,369	Legal	STOLL KEENON OGDEN PLLC				7,487.65	923900	689058	PROFESSIONAL SERVICES	SEP-2011
1,370	Legal	STOLL KEENON OGDEN PLLC				6,836.55	923900	689058	PROFESSIONAL SERVICES	SEP-2011
1,371	Legal	STOLL KEENON OGDEN PLLC				4,883.27	923900	689058	PROFESSIONAL SERVICES	SEP-2011
1,372	Legal	STOLL KEENON OGDEN PLLC				1,065.10	923100	689060	PROFESSIONAL SERVICES	AUG-2011
1,373	Legal	STOLL KEENON OGDEN PLLC				183.96	923100	689061	PROFESSIONAL SERVICES	AUG-2011
1,374	Legal	STOLL KEENON OGDEN PLLC				1,681.07	923900	689676	PROFESSIONAL SERVICES	SEP-2011
1,375	Legal	STOLL KEENON OGDEN PLLC				21,515.66	923100	689721	PROFESSIONAL SERVICES	AUG-2011
1,376	Legal	STOLL KEENON OGDEN PLLC				1,813.56	923100	689722	PROFESSIONAL SERVICES	SEP-2011
1,377	Legal	STOLL KEENON OGDEN PLLC				157.46	923900	691470	PROFESSIONAL SERVICES	AUG-2011
1,378	Legal	STOLL KEENON OGDEN PLLC				99,713.09	923900	691472	PROFESSIONAL SERVICES	SEP-2011
1,379	Legal	STOLL KEENON OGDEN PLLC				1,409.76	923900	691473	PROFESSIONAL SERVICES	SEP-2011
1,380	Legal	STOLL KEENON OGDEN PLLC				2.80	923900	691480	PROFESSIONAL SERVICES	SEP-2011
1,381	Legal	STOLL KEENON OGDEN PLLC				7,966.55	923100	691486	PROFESSIONAL SERVICES	SEP-2011
1,382	Legal	STOLL KEENON OGDEN PLLC				4,293.72	923100	691488	PROFESSIONAL SERVICES	AUG-2011
1,383	Legal	STOLL KEENON OGDEN PLLC				932.57	923100	691489	PROFESSIONAL SERVICES	AUG-2011
1,384	Legal	STOLL KEENON OGDEN PLLC				2,970.94	923900	691490	PROFESSIONAL SERVICES	SEP-2011
1,385	Legal	STOLL KEENON OGDEN PLLC				466.69	923900	691491	PROFESSIONAL SERVICES	SEP-2011
1,386	Legal	STOLL KEENON OGDEN PLLC				4,745.03	923100	691492	PROFESSIONAL SERVICES	SEP-2011
1,387	Legal	STOLL KEENON OGDEN PLLC				3,930.09	923900	691493	PROFESSIONAL SERVICES	SEP-2011
1,388	Legal	STOLL KEENON OGDEN PLLC				10,115.77	923100	691494	PROFESSIONAL SERVICES	AUG-2011
1,389	Legal	STOLL KEENON OGDEN PLLC				21,534.30	923100	691495	PROFESSIONAL SERVICES	SEP-2011
1,390	Legal	STOLL KEENON OGDEN PLLC				4,645.10	923900	691496	PROFESSIONAL SERVICES	SEP-2011
1,391	Legal	STOLL KEENON OGDEN PLLC				4.21	923100	691498	PROFESSIONAL SERVICES	SEP-2011
1,392	Legal	STOLL KEENON OGDEN PLLC				8.30	923900	691499	PROFESSIONAL SERVICES	SEP-2011
1,393	Legal	STOLL KEENON OGDEN PLLC				4,401.70	928007	691502	PROFESSIONAL SERVICES	SEP-2011
1,394	Legal	STOLL KEENON OGDEN PLLC				924.09	923100	691503	PROFESSIONAL SERVICES	AUG-2011
1,395	Legal	STOLL KEENON OGDEN PLLC				36,092.22	923900	691504	PROFESSIONAL SERVICES	SEP-2011
1,396	Legal	STOLL KEENON OGDEN PLLC				8,659.77	928007	694786	PROFESSIONAL SERVICES	OCT-2011
1,397	Legal	STOLL KEENON OGDEN PLLC				1,239.69	923900	694787	PROFESSIONAL SERVICES	OCT-2011
1,398	Legal	STOLL KEENON OGDEN PLLC				6,736.40	923900	694788	PROFESSIONAL SERVICES	OCT-2011
1,399	Legal	STOLL KEENON OGDEN PLLC				104.26	923900	694793	PROFESSIONAL SERVICES	OCT-2011

KENTUCKY UTILITIES COMPANY
Case No. 2012- 00221
Analysis of Professional Services Expenses For the Test Year

(A)	(B)	(C)	(D)	(E)	(F)	(G)	(H)	(I)		
Line No.	Type	Vendor	Rate Case	Audit	Other	Total	Account	Invoice	Description	Period
1,400	Legal	STOLL KEENON OGDEN PLLC				41.71	923900	694794	PROFESSIONAL SERVICES	OCT-2011
1,401	Legal	STOLL KEENON OGDEN PLLC				72.17	923900	694797	PROFESSIONAL SERVICES	NOV-2011
1,402	Legal	STOLL KEENON OGDEN PLLC				5,842.01	923900	694798	PROFESSIONAL SERVICES	OCT-2011
1,403	Legal	STOLL KEENON OGDEN PLLC				5,334.01	923900	694798	PROFESSIONAL SERVICES	OCT-2011
1,404	Legal	STOLL KEENON OGDEN PLLC				3,810.00	923900	694798	PROFESSIONAL SERVICES	OCT-2011
1,405	Legal	STOLL KEENON OGDEN PLLC				18,129.24	923100	694799	PROFESSIONAL SERVICES	OCT-2011
1,406	Legal	STOLL KEENON OGDEN PLLC				14,443.24	923100	694803	PROFESSIONAL SERVICES	OCT-2011
1,407	Legal	STOLL KEENON OGDEN PLLC				238.32	923100	694804	PROFESSIONAL SERVICES	OCT-2011
1,408	Legal	STOLL KEENON OGDEN PLLC				4,377.38	923100	694805	PROFESSIONAL SERVICES	NOV-2011
1,409	Legal	STOLL KEENON OGDEN PLLC				4,134.24	923100	694806	PROFESSIONAL SERVICES	Dec-2011
1,410	Legal	STOLL KEENON OGDEN PLLC				603.66	923100	694829	PROFESSIONAL SERVICES	OCT-2011
1,411	Legal	STOLL KEENON OGDEN PLLC				5,622.24	923100	694831	PROFESSIONAL SERVICES	OCT-2011
1,412	Legal	STOLL KEENON OGDEN PLLC				20,408.46	923900	694832	PROFESSIONAL SERVICES	OCT-2011
1,413	Legal	STOLL KEENON OGDEN PLLC				1,660.95	923100	694834	PROFESSIONAL SERVICES	NOV-2011
1,414	Legal	STOLL KEENON OGDEN PLLC				8,794.91	923100	694835	PROFESSIONAL SERVICES	NOV-2011
1,415	Legal	STOLL KEENON OGDEN PLLC				3,461.67	923900	694837	PROFESSIONAL SERVICES	OCT-2011
1,416	Legal	STOLL KEENON OGDEN PLLC				60,337.92	923900	694840	PROFESSIONAL SERVICES	OCT-2011
1,417	Legal	STOLL KEENON OGDEN PLLC				1,034.91	923100	696193	PROFESSIONAL SERVICES	OCT-2011
1,418	Legal	STOLL KEENON OGDEN PLLC				41.71	923900	696197	PROFESSIONAL SERVICES	NOV-2011
1,419	Legal	STOLL KEENON OGDEN PLLC				379.61	923100	696227	PROFESSIONAL SERVICES	NOV-2011
1,420	Legal	STOLL KEENON OGDEN PLLC				30,138.50	923900	696228	PROFESSIONAL SERVICES	OCT-2011
1,421	Legal	STOLL KEENON OGDEN PLLC				3,100.19	923900	696229	PROFESSIONAL SERVICES	NOV-2011
1,422	Legal	STOLL KEENON OGDEN PLLC				4,529.29	923100	696231	PROFESSIONAL SERVICES	NOV-2011
1,423	Legal	STOLL KEENON OGDEN PLLC				3,578.09	923900	696235	PROFESSIONAL SERVICES	NOV-2011
1,424	Legal	STOLL KEENON OGDEN PLLC				678.91	923900	696238	PROFESSIONAL SERVICES	OCT-2011
1,425	Legal	STOLL KEENON OGDEN PLLC				1,676.74	923900	696240	PROFESSIONAL SERVICES	NOV-2011
1,426	Legal	STOLL KEENON OGDEN PLLC				146.04	923900	696241	PROFESSIONAL SERVICES	NOV-2011
1,427	Legal	STOLL KEENON OGDEN PLLC				27,830.63	928007	696242	PROFESSIONAL SERVICES	OCT-2011
1,428	Legal	STOLL KEENON OGDEN PLLC				5,143.33	923100	696244	PROFESSIONAL SERVICES	NOV-2011
1,429	Legal	STOLL KEENON OGDEN PLLC				10,629.63	923100	696245	PROFESSIONAL SERVICES	Dec-2011
1,430	Legal	STOLL KEENON OGDEN PLLC				2,513.32	923900	696251	PROFESSIONAL SERVICES	OCT-2011
1,431	Legal	STOLL KEENON OGDEN PLLC				2,294.78	923900	696251	PROFESSIONAL SERVICES	OCT-2011
1,432	Legal	STOLL KEENON OGDEN PLLC				1,639.12	923900	696251	PROFESSIONAL SERVICES	OCT-2011
1,433	Legal	STOLL KEENON OGDEN PLLC				36,965.62	923900	696253	PROFESSIONAL SERVICES	NOV-2011
1,434	Legal	STOLL KEENON OGDEN PLLC				354.82	923900	696254	PROFESSIONAL SERVICES	NOV-2011
1,435	Legal	STOLL KEENON OGDEN PLLC				10,113.60	923100	696309	PROFESSIONAL SERVICES	NOV-2011
1,436	Legal	STOLL KEENON OGDEN PLLC				2,893.95	923100	696311	PROFESSIONAL SERVICES	OCT-2011
1,437	Legal	STOLL KEENON OGDEN PLLC				761.40	923100	696496	PROFESSIONAL SERVICES	NOV-2011
1,438	Legal	STOLL KEENON OGDEN PLLC				109.20	923100	696556	PROFESSIONAL SERVICES	NOV-2011
1,439	Legal	STOLL KEENON OGDEN PLLC				262.80	923100	701037	PROFESSIONAL SERVICES	Dec-2011
1,440	Legal	STOLL KEENON OGDEN PLLC				667.30	923900	701040	PROFESSIONAL SERVICES	Dec-2011
1,441	Legal	STOLL KEENON OGDEN PLLC				2,395.83	923100	701041	PROFESSIONAL SERVICES	Dec-2011
1,442	Legal	STOLL KEENON OGDEN PLLC				57.42	923100	701042	PROFESSIONAL SERVICES	Dec-2011
1,443	Legal	STOLL KEENON OGDEN PLLC				1,465.77	923900	701043	PROFESSIONAL SERVICES	Dec-2011
1,444	Legal	STOLL KEENON OGDEN PLLC				153.72	923900	701045	PROFESSIONAL SERVICES	Dec-2011
1,445	Legal	STOLL KEENON OGDEN PLLC				498.74	923900	701046	PROFESSIONAL SERVICES	Dec-2011
1,446	Legal	STOLL KEENON OGDEN PLLC				36.40	923100	701065	PROFESSIONAL SERVICES	Dec-2011
1,447	Legal	STOLL KEENON OGDEN PLLC				3,910.02	928007	701066	PROFESSIONAL SERVICES	Dec-2011
1,448	Legal	STOLL KEENON OGDEN PLLC				2,323.88	923100	701067	PROFESSIONAL SERVICES	Dec-2011
1,449	Legal	STOLL KEENON OGDEN PLLC				6,153.50	923900	701068	PROFESSIONAL SERVICES	Dec-2011
1,450	Legal	STOLL KEENON OGDEN PLLC				937.34	923900	701069	PROFESSIONAL SERVICES	Dec-2011
1,451	Legal	STOLL KEENON OGDEN PLLC				597.31	923900	701070	PROFESSIONAL SERVICES	Dec-2011
1,452	Legal	STOLL KEENON OGDEN PLLC				15,608.93	923100	701071	PROFESSIONAL SERVICES	Dec-2011
1,453	Legal	STOLL KEENON OGDEN PLLC				4,479.89	923100	701074	PROFESSIONAL SERVICES	Dec-2011
1,454	Legal	STOLL KEENON OGDEN PLLC				74,407.10	923900	701076	PROFESSIONAL SERVICES	Dec-2011
1,455	Legal	STOLL KEENON OGDEN PLLC				2,717.06	923900	701077	PROFESSIONAL SERVICES	Dec-2011
1,456	Legal	STOLL KEENON OGDEN PLLC				27,307.08	923900	701093	PROFESSIONAL SERVICES	Dec-2011
1,457	Legal	STOLL KEENON OGDEN PLLC				24,932.55	923900	701093	PROFESSIONAL SERVICES	Dec-2011
1,458	Legal	STOLL KEENON OGDEN PLLC				17,808.96	923900	701093	PROFESSIONAL SERVICES	Dec-2011
1,459	Legal	STOLL KEENON OGDEN PLLC				1,500.00	923100	701094	PROFESSIONAL SERVICES	Dec-2011

KENTUCKY UTILITIES COMPANY
Case No. 2012- 00221
Analysis of Professional Services Expenses For the Test Year

(A)	(B)	(C)	(D)	(E)	(F)	(G)	(H)	(I)		
Line No.	Type	Vendor	Rate Case	Audit	Other	Total	Account	Invoice	Description	Period
1,460	Legal	STOLL KEENON OGDEN PLLC				158.14	923100	701288	PROFESSIONAL SERVICES	Dec-2011
1,461	Legal	STOLL KEENON OGDEN PLLC				2,318.04	923100	701289	PROFESSIONAL SERVICES	Dec-2011
1,462	Legal	STOLL KEENON OGDEN PLLC				10.93	923900	703344	PROFESSIONAL SERVICES	Dec-2011
1,463	Legal	STOLL KEENON OGDEN PLLC				18.20	923100	703346	PROFESSIONAL SERVICES	Dec-2011
1,464	Legal	STOLL KEENON OGDEN PLLC				345.80	923100	703347	PROFESSIONAL SERVICES	Dec-2011
1,465	Legal	STOLL KEENON OGDEN PLLC				17.29	928007	703348	PROFESSIONAL SERVICES	Dec-2011
1,466	Legal	STOLL KEENON OGDEN PLLC				1,430.94	923100	703349	PROFESSIONAL SERVICES	Dec-2011
1,467	Legal	STOLL KEENON OGDEN PLLC				1,109.44	923900	703350	PROFESSIONAL SERVICES	Dec-2011
1,468	Legal	STOLL KEENON OGDEN PLLC				664.68	923100	703359	PROFESSIONAL SERVICES	Dec-2011
1,469	Legal	STOLL KEENON OGDEN PLLC				6,880.23	923100	703360	PROFESSIONAL SERVICES	Dec-2011
1,470	Legal	STOLL KEENON OGDEN PLLC				819.24	923100	703365	PROFESSIONAL SERVICES	Dec-2011
1,471	Legal	STOLL KEENON OGDEN PLLC				54.68	923900	703366	PROFESSIONAL SERVICES	Dec-2011
1,472	Legal	STOLL KEENON OGDEN PLLC				1,500.28	923900	703367	PROFESSIONAL SERVICES	Dec-2011
1,473	Legal	STOLL KEENON OGDEN PLLC				6,649.56	923900	703964	PROFESSIONAL SERVICES	Dec-2011
1,474	Legal	STOLL KEENON OGDEN PLLC				6,071.34	923900	703964	PROFESSIONAL SERVICES	Dec-2011
1,475	Legal	STOLL KEENON OGDEN PLLC				4,336.67	923900	703964	PROFESSIONAL SERVICES	Dec-2011
1,476	Legal	STOLL KEENON OGDEN PLLC				57,968.29	923900	703967	PROFESSIONAL SERVICES	Dec-2011
1,477	Legal	STOLL KEENON OGDEN PLLC				11,058.09	923900	703968	PROFESSIONAL SERVICES	Dec-2011
1,478	Legal	STOLL KEENON OGDEN PLLC				1,595.81	923900	703969	PROFESSIONAL SERVICES	Dec-2011
1,479	Legal	STOLL KEENON OGDEN PLLC				1,945.35	923900	703970	PROFESSIONAL SERVICES	Dec-2011
1,480	Legal	STOLL KEENON OGDEN PLLC				1,694.25	923100	703973	PROFESSIONAL SERVICES	Dec-2011
1,481	Legal	STOLL KEENON OGDEN PLLC				214.16	923100	703977	PROFESSIONAL SERVICES	Dec-2011
1,482	Legal	STOLL KEENON OGDEN PLLC				7,984.45	923100	703978	PROFESSIONAL SERVICES	Dec-2011
1,483	Legal	STOLL KEENON OGDEN PLLC				363.11	923900	703979	PROFESSIONAL SERVICES	Dec-2011
1,484	Legal	STOLL KEENON OGDEN PLLC				1,454.45	923100	706735	PROFESSIONAL SERVICES	Feb-2012
1,485	Legal	STOLL KEENON OGDEN PLLC				2,111.47	923100	706736	PROFESSIONAL SERVICES	Feb-2012
1,486	Legal	STOLL KEENON OGDEN PLLC				34.65	923900	706738	PROFESSIONAL SERVICES	Feb-2012
1,487	Legal	STOLL KEENON OGDEN PLLC				2,821.28	923900	706759	PROFESSIONAL SERVICES	Feb-2012
1,488	Legal	STOLL KEENON OGDEN PLLC				87.48	923900	706761	PROFESSIONAL SERVICES	Feb-2012
1,489	Legal	STOLL KEENON OGDEN PLLC				2,499.35	923900	706764	PROFESSIONAL SERVICES	Feb-2012
1,490	Legal	STOLL KEENON OGDEN PLLC				1,147.50	923900	706766	PROFESSIONAL SERVICES	Feb-2012
1,491	Legal	STOLL KEENON OGDEN PLLC				2,965.13	923900	706768	PROFESSIONAL SERVICES	Feb-2012
1,492	Legal	STOLL KEENON OGDEN PLLC				606.54	923100	706770	PROFESSIONAL SERVICES	Feb-2012
1,493	Legal	STOLL KEENON OGDEN PLLC				5,738.27	923100	706772	PROFESSIONAL SERVICES	MAR-2012
1,494	Legal	STOLL KEENON OGDEN PLLC				836.59	923100	706774	PROFESSIONAL SERVICES	MAR-2012
1,495	Legal	STOLL KEENON OGDEN PLLC				12,197.71	923100	706857	PROFESSIONAL SERVICES	Feb-2012
1,496	Legal	STOLL KEENON OGDEN PLLC				78.96	923100	706875	PROFESSIONAL SERVICES	MAR-2012
1,497	Legal	STOLL KEENON OGDEN PLLC				9,373.53	923900	708588	PROFESSIONAL SERVICES	Feb-2012
1,498	Legal	STOLL KEENON OGDEN PLLC				8,558.44	923900	708588	PROFESSIONAL SERVICES	Feb-2012
1,499	Legal	STOLL KEENON OGDEN PLLC				6,113.17	923900	708588	PROFESSIONAL SERVICES	Feb-2012
1,500	Legal	STOLL KEENON OGDEN PLLC				356.40	923100	710472	PROFESSIONAL SERVICES	MAR-2012
1,501	Legal	STONECIPHER, CUNNINGHAM, BEARD & SCHMITT, PC				419.12	923900	11796	PROFESSIONAL SERVICES	Dec-2011
1,502	Legal	STONECIPHER, CUNNINGHAM, BEARD & SCHMITT, PC				380.38	923900	12132	PROFESSIONAL SERVICES	Jan-2012
1,503	Legal	STONECIPHER, CUNNINGHAM, BEARD & SCHMITT, PC				20.02	923900	12302	PROFESSIONAL SERVICES	MAR-2012
1,504	Legal	TROUTMAN SANDERS LLP				574.34	923900	1343939	PROFESSIONAL SERVICES	MAY-2011
1,505	Legal	TROUTMAN SANDERS LLP				714.26	923900	1343940	PROFESSIONAL SERVICES	APR-2011
1,506	Legal	TROUTMAN SANDERS LLP				114.08	923900	1343941	PROFESSIONAL SERVICES	MAY-2011
1,507	Legal	TROUTMAN SANDERS LLP				4,473.52	923100	1343942	PROFESSIONAL SERVICES	APR-2011
1,508	Legal	TROUTMAN SANDERS LLP				1,939.06	923900	1343943	PROFESSIONAL SERVICES	APR-2011
1,509	Legal	TROUTMAN SANDERS LLP				1,390.85	923900	1343944	PROFESSIONAL SERVICES	APR-2011
1,510	Legal	TROUTMAN SANDERS LLP				5,487.98	923900	1343945	PROFESSIONAL SERVICES	APR-2011
1,511	Legal	TROUTMAN SANDERS LLP				5,301.09	923900	1343946	PROFESSIONAL SERVICES	MAY-2011
1,512	Legal	TROUTMAN SANDERS LLP				257.84	923900	1343948	PROFESSIONAL SERVICES	MAY-2011
1,513	Legal	TROUTMAN SANDERS LLP				2,767.52	923900	1343949	PROFESSIONAL SERVICES	MAY-2011
1,514	Legal	TROUTMAN SANDERS LLP				319.41	923900	1343950	PROFESSIONAL SERVICES	MAY-2011
1,515	Legal	TROUTMAN SANDERS LLP				529.82	923900	1343951	PROFESSIONAL SERVICES	MAY-2011
1,516	Legal	TROUTMAN SANDERS LLP				353.45	923900	1343952	PROFESSIONAL SERVICES	MAY-2011
1,517	Legal	TROUTMAN SANDERS LLP				1,169.65	923900	1343953	PROFESSIONAL SERVICES	APR-2011
1,518	Legal	TROUTMAN SANDERS LLP				14,097.62	923900	1343954	PROFESSIONAL SERVICES	APR-2011
1,519	Legal	TROUTMAN SANDERS LLP				9,897.94	923900	1343955	PROFESSIONAL SERVICES	MAY-2011

KENTUCKY UTILITIES COMPANY
Case No. 2012- 00221
Analysis of Professional Services Expenses For the Test Year

(A)	(B)	(C)	(D)	(E)	(F)	(G)	(H)	(I)		
Line No.	Type	Vendor	Rate Case	Audit	Other	Total	Account	Invoice	Description	Period
1,520	Legal	TROUTMAN SANDERS LLP				11,489.02	923900	1343956	PROFESSIONAL SERVICES	MAY-2011
1,521	Legal	TROUTMAN SANDERS LLP				7,509.29	923100	1343957	PROFESSIONAL SERVICES	MAY-2011
1,522	Legal	TROUTMAN SANDERS LLP				19,410.72	923100	1343958	PROFESSIONAL SERVICES	APR-2011
1,523	Legal	TROUTMAN SANDERS LLP				128.93	923900	1343959	PROFESSIONAL SERVICES	MAY-2011
1,524	Legal	TROUTMAN SANDERS LLP				7,649.55	923900	1343960	PROFESSIONAL SERVICES	APR-2011
1,525	Legal	TROUTMAN SANDERS LLP				3,183.35	923900	1343961	PROFESSIONAL SERVICES	APR-2011
1,526	Legal	TROUTMAN SANDERS LLP				345.77	923900	1354508	PROFESSIONAL SERVICES	Jun-2011
1,527	Legal	TROUTMAN SANDERS LLP				367.22	923900	1354509	PROFESSIONAL SERVICES	Jun-2011
1,528	Legal	TROUTMAN SANDERS LLP				221.43	923100	1354510	PROFESSIONAL SERVICES	Jun-2011
1,529	Legal	TROUTMAN SANDERS LLP				4,027.26	923100	1354511	PROFESSIONAL SERVICES	Jun-2011
1,530	Legal	TROUTMAN SANDERS LLP				730.09	923900	1354512	PROFESSIONAL SERVICES	Jun-2011
1,531	Legal	TROUTMAN SANDERS LLP				1,262.23	923900	1354513	PROFESSIONAL SERVICES	Jun-2011
1,532	Legal	TROUTMAN SANDERS LLP				316.91	923900	1354515	PROFESSIONAL SERVICES	Jun-2011
1,533	Legal	TROUTMAN SANDERS LLP				51.75	923900	1354516	PROFESSIONAL SERVICES	Jun-2011
1,534	Legal	TROUTMAN SANDERS LLP				31.57	923900	1354516	PROFESSIONAL SERVICES	Jun-2011
1,535	Legal	TROUTMAN SANDERS LLP				2,878.03	928001	1354517	PROFESSIONAL SERVICES	Jun-2011
1,536	Legal	TROUTMAN SANDERS LLP				2,593.17	923900	1354518	PROFESSIONAL SERVICES	Jun-2011
1,537	Legal	TROUTMAN SANDERS LLP				981.05	923900	1354519	PROFESSIONAL SERVICES	Jun-2011
1,538	Legal	TROUTMAN SANDERS LLP				1,425.41	923900	1354521	PROFESSIONAL SERVICES	Jun-2011
1,539	Legal	TROUTMAN SANDERS LLP				228.15	923900	1354522	PROFESSIONAL SERVICES	Jun-2011
1,540	Legal	TROUTMAN SANDERS LLP				62.89	923900	1354523	PROFESSIONAL SERVICES	Jun-2011
1,541	Legal	TROUTMAN SANDERS LLP				10,580.84	923900	1354524	PROFESSIONAL SERVICES	Jun-2011
1,542	Legal	TROUTMAN SANDERS LLP				22,030.92	923100	1354525	PROFESSIONAL SERVICES	Jun-2011
1,543	Legal	TROUTMAN SANDERS LLP				6,454.26	923100	1354526	PROFESSIONAL SERVICES	Jun-2011
1,544	Legal	TROUTMAN SANDERS LLP				10,656.93	923900	1354527	PROFESSIONAL SERVICES	Jun-2011
1,545	Legal	TROUTMAN SANDERS LLP				3,248.41	923900	1354528	PROFESSIONAL SERVICES	Jun-2011
1,546	Legal	TROUTMAN SANDERS LLP				87.43	923900	1360427	PROFESSIONAL SERVICES	JUL-2011
1,547	Legal	TROUTMAN SANDERS LLP				47.89	923900	1360428	PROFESSIONAL SERVICES	JUL-2011
1,548	Legal	TROUTMAN SANDERS LLP				715.86	923900	1360429	PROFESSIONAL SERVICES	JUL-2011
1,549	Legal	TROUTMAN SANDERS LLP				254.23	923900	1360430	PROFESSIONAL SERVICES	JUL-2011
1,550	Legal	TROUTMAN SANDERS LLP				247.99	923900	1360431	PROFESSIONAL SERVICES	JUL-2011
1,551	Legal	TROUTMAN SANDERS LLP				127.08	923900	1360432	PROFESSIONAL SERVICES	JUL-2011
1,552	Legal	TROUTMAN SANDERS LLP				10,726.74	923900	1360433	PROFESSIONAL SERVICES	JUL-2011
1,553	Legal	TROUTMAN SANDERS LLP				1,225.65	923900	1360434	PROFESSIONAL SERVICES	JUL-2011
1,554	Legal	TROUTMAN SANDERS LLP				5,825.14	923900	1360435	PROFESSIONAL SERVICES	JUL-2011
1,555	Legal	TROUTMAN SANDERS LLP				1,307.85	928001	1360436	MB	JUL-2011
1,556	Legal	TROUTMAN SANDERS LLP				9,539.22	923900	1360437	PROFESSIONAL SERVICES	JUL-2011
1,557	Legal	TROUTMAN SANDERS LLP				1,293.94	923900	1360438	PROFESSIONAL SERVICES	JUL-2011
1,558	Legal	TROUTMAN SANDERS LLP				375.86	923900	1360439	PROFESSIONAL SERVICES	JUL-2011
1,559	Legal	TROUTMAN SANDERS LLP				8,875.08	923900	1360440	PROFESSIONAL SERVICES	JUL-2011
1,560	Legal	TROUTMAN SANDERS LLP				3,093.80	923100	1360441	PROFESSIONAL SERVICES	JUL-2011
1,561	Legal	TROUTMAN SANDERS LLP				6,482.57	923900	1360442	PROFESSIONAL SERVICES	JUL-2011
1,562	Legal	TROUTMAN SANDERS LLP				4,041.16	923900	1360443	PROFESSIONAL SERVICES	JUL-2011
1,563	Legal	TROUTMAN SANDERS LLP				9,940.87	923100	1360444	PROFESSIONAL SERVICES	JUL-2011
1,564	Legal	TROUTMAN SANDERS LLP				4,345.45	923900	1360445	PROFESSIONAL SERVICES	JUL-2011
1,565	Legal	TROUTMAN SANDERS LLP				27.30	923900	1360608	PROFESSIONAL SERVICES	SEP-2011
1,566	Legal	TROUTMAN SANDERS LLP				6,044.38	923900	1366401	PROFESSIONAL SERVICES	AUG-2011
1,567	Legal	TROUTMAN SANDERS LLP				1,715.53	923900	1366402	PROFESSIONAL SERVICES	AUG-2011
1,568	Legal	TROUTMAN SANDERS LLP				1,812.81	923100	1366403	PROFESSIONAL SERVICES	AUG-2011
1,569	Legal	TROUTMAN SANDERS LLP				2,253.06	923100	1366404	PROFESSIONAL SERVICES	AUG-2011
1,570	Legal	TROUTMAN SANDERS LLP				470.43	923900	1366405	PROFESSIONAL SERVICES	AUG-2011
1,571	Legal	TROUTMAN SANDERS LLP				1,115.88	923900	1366406	PROFESSIONAL SERVICES	AUG-2011
1,572	Legal	TROUTMAN SANDERS LLP				4,731.18	923900	1366407	PROFESSIONAL SERVICES	AUG-2011
1,573	Legal	TROUTMAN SANDERS LLP				3,504.91	923900	1366408	PROFESSIONAL SERVICES	Dec-2011
1,574	Legal	TROUTMAN SANDERS LLP				3,504.28	923900	1366409	PROFESSIONAL SERVICES	AUG-2011
1,575	Legal	TROUTMAN SANDERS LLP				319.42	923900	1366410	PROFESSIONAL SERVICES	AUG-2011
1,576	Legal	TROUTMAN SANDERS LLP				593.19	923900	1366411	PROFESSIONAL SERVICES	AUG-2011
1,577	Legal	TROUTMAN SANDERS LLP				304.21	923900	1366412	PROFESSIONAL SERVICES	OCT-2011
1,578	Legal	TROUTMAN SANDERS LLP				18,561.72	923900	1366413	PROFESSIONAL SERVICES	AUG-2011
1,579	Legal	TROUTMAN SANDERS LLP				515.69	923900	1366414	PROFESSIONAL SERVICES	AUG-2011

KENTUCKY UTILITIES COMPANY
Case No. 2012- 00221
Analysis of Professional Services Expenses For the Test Year

(A)	(B)	(C)	(D)	(E)	(F)	(G)	(H)	(I)		
Line No.	Type	Vendor	Rate Case	Audit	Other	Total	Account	Invoice	Description	Period
1,580	Legal	TROUTMAN SANDERS LLP				311.81	923900	1366415	PROFESSIONAL SERVICES	AUG-2011
1,581	Legal	TROUTMAN SANDERS LLP				2,681.75	923100	1366416	PROFESSIONAL SERVICES	AUG-2011
1,582	Legal	TROUTMAN SANDERS LLP				39.73	923900	1366417	PROFESSIONAL SERVICES	SEP-2011
1,583	Legal	TROUTMAN SANDERS LLP				7,156.35	923900	1368805	PROFESSIONAL SERVICES	AUG-2011
1,584	Legal	TROUTMAN SANDERS LLP				761.06	923900	1368806	PROFESSIONAL SERVICES	AUG-2011
1,585	Legal	TROUTMAN SANDERS LLP				3,039.43	923900	1368902	PROFESSIONAL SERVICES	OCT-2011
1,586	Legal	TROUTMAN SANDERS LLP				8,077.23	923900	1368921	PROFESSIONAL SERVICES	OCT-2011
1,587	Legal	TROUTMAN SANDERS LLP				1,871.20	923900	1370054	PROFESSIONAL SERVICES	Dec-2011
1,588	Legal	TROUTMAN SANDERS LLP				78.95	923900	1370055	PROFESSIONAL SERVICES	AUG-2011
1,589	Legal	TROUTMAN SANDERS LLP				327.40	923900	1370056	PROFESSIONAL SERVICES	AUG-2011
1,590	Legal	TROUTMAN SANDERS LLP				1,097.60	923900	1370057	PROFESSIONAL SERVICES	AUG-2011
1,591	Legal	TROUTMAN SANDERS LLP				215.48	923900	1370058	PROFESSIONAL SERVICES	AUG-2011
1,592	Legal	TROUTMAN SANDERS LLP				3,096.64	923900	1370060	PROFESSIONAL SERVICES	AUG-2011
1,593	Legal	TROUTMAN SANDERS LLP				524.75	923900	1370061	PROFESSIONAL SERVICES	OCT-2011
1,594	Legal	TROUTMAN SANDERS LLP				135.58	923900	1370062	PROFESSIONAL SERVICES	AUG-2011
1,595	Legal	TROUTMAN SANDERS LLP				23,270.33	923900	1370063	PROFESSIONAL SERVICES	OCT-2011
1,596	Legal	TROUTMAN SANDERS LLP				5,345.26	923100	1370064	PROFESSIONAL SERVICES	OCT-2011
1,597	Legal	TROUTMAN SANDERS LLP				273.78	923900	1370066	PROFESSIONAL SERVICES	OCT-2011
1,598	Legal	TROUTMAN SANDERS LLP				19.12	923900	1370068	PROFESSIONAL SERVICES	SEP-2011
1,599	Legal	TROUTMAN SANDERS LLP				2,690.23	923900	1370069	PROFESSIONAL SERVICES	AUG-2011
1,600	Legal	TROUTMAN SANDERS LLP				2,632.28	923100	1370087	PROFESSIONAL SERVICES	AUG-2011
1,601	Legal	TROUTMAN SANDERS LLP				19,818.67	923900	1378308	PROFESSIONAL SERVICES	NOV-2011
1,602	Legal	TROUTMAN SANDERS LLP				34.98	923900	1378576	PROFESSIONAL SERVICES	OCT-2011
1,603	Legal	TROUTMAN SANDERS LLP				354.28	923900	1378577	PROFESSIONAL SERVICES	OCT-2011
1,604	Legal	TROUTMAN SANDERS LLP				338.71	923100	1378578	PROFESSIONAL SERVICES	OCT-2011
1,605	Legal	TROUTMAN SANDERS LLP				562.23	923900	1378579	PROFESSIONAL SERVICES	OCT-2011
1,606	Legal	TROUTMAN SANDERS LLP				381.34	923900	1378581	PROFESSIONAL SERVICES	Dec-2011
1,607	Legal	TROUTMAN SANDERS LLP				365.87	923900	1378582	PROFESSIONAL SERVICES	OCT-2011
1,608	Legal	TROUTMAN SANDERS LLP				1,225.40	923900	1378583	PROFESSIONAL SERVICES	OCT-2011
1,609	Legal	TROUTMAN SANDERS LLP				1,109.98	923900	1378584	PROFESSIONAL SERVICES	OCT-2011
1,610	Legal	TROUTMAN SANDERS LLP				1,439.73	923900	1378586	PROFESSIONAL SERVICES	OCT-2011
1,611	Legal	TROUTMAN SANDERS LLP				3,535.98	923900	1378587	PROFESSIONAL SERVICES	Dec-2011
1,612	Legal	TROUTMAN SANDERS LLP				132.54	923900	1378589	PROFESSIONAL SERVICES	OCT-2011
1,613	Legal	TROUTMAN SANDERS LLP				12,119.31	923900	1378590	PROFESSIONAL SERVICES	OCT-2011
1,614	Legal	TROUTMAN SANDERS LLP				12,455.21	923100	1378591	PROFESSIONAL SERVICES	OCT-2011
1,615	Legal	TROUTMAN SANDERS LLP				1,145.41	923100	1378592	PROFESSIONAL SERVICES	OCT-2011
1,616	Legal	TROUTMAN SANDERS LLP				5,217.98	928001	1378593	PROFESSIONAL SERVICES	OCT-2011
1,617	Legal	TROUTMAN SANDERS LLP				1,211.17	923900	1378596	PROFESSIONAL SERVICES	OCT-2011
1,618	Legal	TROUTMAN SANDERS LLP				569.83	923900	1381252	PROFESSIONAL SERVICES	NOV-2011
1,619	Legal	TROUTMAN SANDERS LLP				2,631.06	923900	1385939	PROFESSIONAL SERVICES	Dec-2011
1,620	Legal	TROUTMAN SANDERS LLP				237.28	923900	1385940	PROFESSIONAL SERVICES	NOV-2011
1,621	Legal	TROUTMAN SANDERS LLP				212.57	923900	1385941	PROFESSIONAL SERVICES	NOV-2011
1,622	Legal	TROUTMAN SANDERS LLP				727.45	923900	1385942	PROFESSIONAL SERVICES	Dec-2011
1,623	Legal	TROUTMAN SANDERS LLP				73.17	923900	1385943	PROFESSIONAL SERVICES	NOV-2011
1,624	Legal	TROUTMAN SANDERS LLP				220.91	923900	1385944	PROFESSIONAL SERVICES	Dec-2011
1,625	Legal	TROUTMAN SANDERS LLP				12,583.03	923900	1385945	PROFESSIONAL SERVICES	Dec-2011
1,626	Legal	TROUTMAN SANDERS LLP				159.71	923900	1385946	PROFESSIONAL SERVICES	Dec-2011
1,627	Legal	TROUTMAN SANDERS LLP				803.96	923900	1385947	PROFESSIONAL SERVICES	Dec-2011
1,628	Legal	TROUTMAN SANDERS LLP				4,877.39	923900	1385948	PROFESSIONAL SERVICES	Dec-2011
1,629	Legal	TROUTMAN SANDERS LLP				4,722.88	923100	1385949	PROFESSIONAL SERVICES	Dec-2011
1,630	Legal	TROUTMAN SANDERS LLP				1,271.13	923100	1385950	PROFESSIONAL SERVICES	NOV-2011
1,631	Legal	TROUTMAN SANDERS LLP				1,042.98	928001	1385951	PROFESSIONAL SERVICES	NOV-2011
1,632	Legal	TROUTMAN SANDERS LLP				2,063.03	923900	1385953	PROFESSIONAL SERVICES	NOV-2011
1,633	Legal	TROUTMAN SANDERS LLP				4,693.14	923900	1388265	PROFESSIONAL SERVICES	Dec-2011
1,634	Legal	TROUTMAN SANDERS LLP				612.03	923900	1391752	PROFESSIONAL SERVICES	Dec-2011
1,635	Legal	TROUTMAN SANDERS LLP				2,353.17	923900	1391753	PROFESSIONAL SERVICES	Dec-2011
1,636	Legal	TROUTMAN SANDERS LLP				212.57	923900	1391754	PROFESSIONAL SERVICES	Dec-2011
1,637	Legal	TROUTMAN SANDERS LLP				2,607.44	923100	1391755	PROFESSIONAL SERVICES	Dec-2011
1,638	Legal	TROUTMAN SANDERS LLP				575.09	923900	1391756	PROFESSIONAL SERVICES	Dec-2011
1,639	Legal	TROUTMAN SANDERS LLP				73.17	923900	1391757	PROFESSIONAL SERVICES	Dec-2011

KENTUCKY UTILITIES COMPANY
Case No. 2012- 00221
Analysis of Professional Services Expenses For the Test Year

(A)	(B)	(C)	(D)	(E)	(F)	(G)	(H)	(I)		
Line No.	Type	Vendor	Rate Case	Audit	Other	Total	Account	Invoice	Description	Period
1,640	Legal	TROUTMAN SANDERS LLP				368.38	923900	1391758	PROFESSIONAL SERVICES	Dec-2011
1,641	Legal	TROUTMAN SANDERS LLP				2,082.69	923900	1391759	PROFESSIONAL SERVICES	Dec-2011
1,642	Legal	TROUTMAN SANDERS LLP				1,431.83	923900	1391760	PROFESSIONAL SERVICES	Dec-2011
1,643	Legal	TROUTMAN SANDERS LLP				517.51	923900	1391761	PROFESSIONAL SERVICES	Dec-2011
1,644	Legal	TROUTMAN SANDERS LLP				501.93	923900	1391762	PROFESSIONAL SERVICES	Dec-2011
1,645	Legal	TROUTMAN SANDERS LLP				225.62	923900	1391763	PROFESSIONAL SERVICES	Dec-2011
1,646	Legal	TROUTMAN SANDERS LLP				143.65	923100	1391764	PROFESSIONAL SERVICES	Dec-2011
1,647	Legal	TROUTMAN SANDERS LLP				1,298.56	928001	1391765	PROFESSIONAL SERVICES	Dec-2011
1,648	Legal	TROUTMAN SANDERS LLP				1,125.74	923900	1391766	PROFESSIONAL SERVICES	Dec-2011
1,649	Legal	TROUTMAN SANDERS LLP				9,334.33	923900	1391768	PROFESSIONAL SERVICES	Dec-2011
1,650	Legal	TROUTMAN SANDERS LLP				154.95	923100	1395987	PROFESSIONAL SERVICES	Dec-2011
1,651	Legal	TROUTMAN SANDERS LLP				201.22	923900	1395988	PROFESSIONAL SERVICES	Dec-2011
1,652	Legal	TROUTMAN SANDERS LLP				193.39	923900	1395990	PROFESSIONAL SERVICES	Dec-2011
1,653	Legal	TROUTMAN SANDERS LLP				2,998.56	923100	1395991	PROFESSIONAL SERVICES	Dec-2011
1,654	Legal	TROUTMAN SANDERS LLP				722.32	923900	1395992	PROFESSIONAL SERVICES	Dec-2011
1,655	Legal	TROUTMAN SANDERS LLP				5,142.13	923900	1395994	PROFESSIONAL SERVICES	Dec-2011
1,656	Legal	TROUTMAN SANDERS LLP				182.16	923900	1395995	PROFESSIONAL SERVICES	Dec-2011
1,657	Legal	TROUTMAN SANDERS LLP				1,163.58	923900	1395996	PROFESSIONAL SERVICES	Dec-2011
1,658	Legal	TROUTMAN SANDERS LLP				43.17	923900	1404199	PROFESSIONAL SERVICES	Feb-2012
1,659	Legal	TROUTMAN SANDERS LLP				228.15	923900	1404200	PROFESSIONAL SERVICES	Feb-2012
1,660	Legal	TROUTMAN SANDERS LLP				167.60	923900	1404201	PROFESSIONAL SERVICES	Feb-2012
1,661	Legal	TROUTMAN SANDERS LLP				3,447.99	923900	1404202	PROFESSIONAL SERVICES	MAR-2012
1,662	Legal	TROUTMAN SANDERS LLP				214.41	923900	1404203	PROFESSIONAL SERVICES	Feb-2012
1,663	Legal	TROUTMAN SANDERS LLP				1,649.93	923900	1404204	PROFESSIONAL SERVICES	Feb-2012
1,664	Legal	TROUTMAN SANDERS LLP				1,131.96	928001	1404205	PROFESSIONAL SERVICES	Feb-2012
1,665	Legal	TROUTMAN SANDERS LLP				437.05	923900	1404206	PROFESSIONAL SERVICES	MAR-2012
1,666	Legal	TROUTMAN SANDERS LLP				830.76	923900	1404209	PROFESSIONAL SERVICES	Feb-2012
1,667	Legal	TROUTMAN SANDERS LLP				427.29	923900	1404210	PROFESSIONAL SERVICES	Feb-2012
1,668	Legal	TROUTMAN SANDERS LLP				4,367.46	923100	1404212	PROFESSIONAL SERVICES	Feb-2012
1,669	Legal	TROUTMAN SANDERS LLP				12,525.55	923900	1404208A	PROFESSIONAL SERVICES	MAR-2012
1,670	Legal	TYBOUT REDFEARN AND PELL				165.00	923100	TRP011612-293M	PROFESSIONAL SERVICES	Feb-2012
1,671	Legal	TYBOUT REDFEARN AND PELL				60.00	923100	TRP021612-293M	PROFESSIONAL SERVICES	MAR-2012
1,672	Legal	TYBOUT REDFEARN AND PELL				64.88	923100	TRP031212-293M	PROFESSIONAL SERVICES	MAR-2012
1,673	Legal	TYBOUT REDFEARN AND PELL				233.10	923900	TRP041411-049M	PROFESSIONAL SERVICES	MAY-2011
1,674	Legal	TYBOUT REDFEARN AND PELL				32.52	923900	TRP041411-071M	PROFESSIONAL SERVICES	MAY-2011
1,675	Legal	TYBOUT REDFEARN AND PELL				47.40	923900	TRP041411-073M	PROFESSIONAL SERVICES	MAY-2011
1,676	Legal	TYBOUT REDFEARN AND PELL				30.00	923100	TRP041411-074M	PROFESSIONAL SERVICES	MAY-2011
1,677	Legal	TYBOUT REDFEARN AND PELL				2.64	923100	TRP051211-071M	PROFESSIONAL SERVICES	Jun-2011
1,678	Legal	TYBOUT REDFEARN AND PELL				60.00	923100	TRP051211-073M	PROFESSIONAL SERVICES	Jun-2011
1,679	Legal	TYBOUT REDFEARN AND PELL				2.48	923900	TRP051211-073Mb	PROFESSIONAL SERVICES	AUG-2011
1,680	Legal	TYBOUT REDFEARN AND PELL				15.00	923900	TRP061411-073M	PROFESSIONAL SERVICES	JUL-2011
1,681	Legal	TYBOUT REDFEARN AND PELL				15.00	923900	TRP071611-073M	PROFESSIONAL SERVICES	AUG-2011
1,682	Legal	TYBOUT REDFEARN AND PELL				15.00	923900	TRP081911-073M	PROFESSIONAL SERVICES	OCT-2011
1,683	Legal	TYBOUT REDFEARN AND PELL				14.80	923100	TRP091911-074M	PROFESSIONAL SERVICES	OCT-2011
1,684	Legal	TYBOUT REDFEARN AND PELL				345.00	923100	TRP101711-293M	PROFESSIONAL SERVICES	NOV-2011
1,685	Legal	TYBOUT REDFEARN AND PELL				1,203.52	923100	TRP111111-293M	PROFESSIONAL SERVICES	Dec-2011
1,686	Legal	TYBOUT REDFEARN AND PELL				960.00	923100	TRP121211-293M	PROFESSIONAL SERVICES	Jan-2012
1,687	Legal	VAN NESS FELDMAN				43.24	923900	89656	PROFESSIONAL SERVICES	Jun-2011
1,688	Legal	VAN NESS FELDMAN				20.74	923900	89964	PROFESSIONAL SERVICES	Jun-2011
1,689	Legal	VAN NESS FELDMAN				10.97	923900	92673	PROFESSIONAL SERVICES	NOV-2011
1,690	Legal	WHITLOW ROBERTS HOUSTON AND				756.60	923900	55089	PROFESSIONAL SERVICES	APR-2011
1,691	Legal	WYATT TARRANT & COMBS LLP				453.60	923900	835075	PROFESSIONAL SERVICES	MAY-2011
1,692	Legal	WYATT TARRANT & COMBS LLP				8,087.04	923900	844165	PROFESSIONAL SERVICES	AUG-2011
1,693	Legal	WYATT TARRANT & COMBS LLP				7,335.36	923900	846098	PROFESSIONAL SERVICES	JUL-2011
1,694	Legal	WYATT TARRANT & COMBS LLP				725.76	923900	848738	PROFESSIONAL SERVICES	JUL-2011
1,695	Legal	WYATT TARRANT & COMBS LLP				596.16	923900	854239	PROFESSIONAL SERVICES	SEP-2011
1,696	Legal Total					4,488,374.27				
1,697	Other	3SI SECURITY SYSTEMS				2,636.00	903003	0000263993	Lexington Business Office Dye Packs	SEP-2011
1,698	Other	3SI SECURITY SYSTEMS				1,403.00	903003	0000264310	Lexington Business Office Dye Packs	SEP-2011
1,699	Other	A 1 SANITARY RENTAL LLC				600.00	502004	9943	Bulk Pumping Service -- 06/07/11	Jun-2011

KENTUCKY UTILITIES COMPANY
Case No. 2012- 00221
Analysis of Professional Services Expenses For the Test Year

(A)	(B)	(C)	(D)	(E)	(F)	(G)	(H)	(I)		
Line No.	Type	Vendor	Rate Case	Audit	Other	Total	Account	Invoice	Description	Period
1,700	Other	A AND A MECHANICAL SERVICE INC				1,938.00	511100	97433	REPAIR 2-1 WEST PRECIP A/C	APR-2011
1,701	Other	A AND A MECHANICAL SERVICE INC				683.43	511100	97433	REPAIR 2-1 WEST PRECIP A/C	APR-2011
1,702	Other	A AND D CONSTRUCTORS INC				15,850.00	512100	6276	REPAIRS U3 AIR HEATER DUCTS #1 & 2, REPLACE FD FAN JOINT AND 3-2 AH JOINT DURING OUTAGE	APR-2011
1,703	Other	A AND D CONSTRUCTORS INC				3,306.06	512100	6276	REPAIRS U3 AIR HEATER DUCTS #1 & 2, REPLACE FD FAN JOINT AND 3-2 AH JOINT DURING OUTAGE	APR-2011
1,704	Other	A AND D CONSTRUCTORS INC				15,330.50	512100	6289	PAYMENT OF INVOICE #6289--REPAIRS TO U3 AIR HEATER DUCTS #1 & 2, REPLACE FD FAN JOINT AND 3-2 AH JOINT DURING OUTAGE	APR-2011
1,705	Other	A AND D CONSTRUCTORS INC				4,380.14	512100	6289	PAYMENT OF INVOICE #6289--REPAIRS TO U3 AIR HEATER DUCTS #1 & 2, REPLACE FD FAN JOINT AND 3-2 AH JOINT DURING OUTAGE	APR-2011
1,706	Other	A AND D CONSTRUCTORS INC				32,861.50	512100	6298	PAYMENT OF INVOICE #6298--REPAIRS TO U3 AIR HEATER DUCTS #1 & 2, REPLACE FD FAN JOINT AND 3-2 AH JOINT DURING OUTAGE	APR-2011
1,707	Other	A AND D CONSTRUCTORS INC				20,502.82	512100	6298	PAYMENT OF INVOICE #6298--REPAIRS TO U3 AIR HEATER DUCTS #1 & 2, REPLACE FD FAN JOINT AND 3-2 AH JOINT DURING OUTAGE	APR-2011
1,708	Other	A AND D CONSTRUCTORS INC				16,876.22	512100	6304	LABOR AND EQUIPMENT TO REPAIR HOLES IN THE GHENT 3 PA FAN DUCT	MAY-2011
1,709	Other	A AND D CONSTRUCTORS INC				10,959.77	512100	6304	LABOR AND EQUIPMENT TO REPAIR HOLES IN THE GHENT 3 PA FAN DUCT	MAY-2011
1,710	Other	A AND D CONSTRUCTORS INC				93,028.00	512100	6495	REPAIRS U4 AIR HEATER DURING OUTAGE	Feb-2012
1,711	Other	A AND D CONSTRUCTORS INC				17,989.47	512100	6495	REPAIRS U4 AIR HEATER DURING OUTAGE	Feb-2012
1,712	Other	A AND J MECHANICAL SERVICES LLC				138.00	908005	10983	A&J, inv# 10983, 3/30/11, tstat change out, Danville, KY	APR-2011
1,713	Other	A AND S FABRICATING CO				1,505.50	512100	46130	Labo to fabricate (30) 304 SS handcuffs for Boiler #5 Secondary Superheater	NOV-2011
1,714	Other	A M ELECTRIC CO INC				168.45	921004	268504	CORRECT SALES TAX A M ELECTRICAL LIGHT BULB REPLACEMENT AT LG&E CENTER	JUL-2011
1,715	Other	A M ELECTRIC CO INC				2.97	921004	270843	CORRECT SALES TAX A M ELECTRICAL LIGHT BULB REPLACEMENT AT LG&E CENTER	AUG-2011
1,716	Other	A M ELECTRIC CO INC				95.40	921004	271042	CORRECT SALES TAX A M ELECTRICAL LIGHT BULB REPLACEMENT AT LG&E CENTER	AUG-2011
1,717	Other	A M ELECTRIC CO INC				453.41	921004	274007	CORRECT SALES TAX A M ELECTRICAL LIGHT BULB REPLACEMENT AT LG&E CENTER	Dec-2011
1,718	Other	A TECH MECHANICAL LLC				125.00	921004	13612	A TECH MECHANICAL PLUMBING MAINTENANCE AT LG&E CENTER	Jun-2011
1,719	Other	A TECH MECHANICAL LLC				332.88	921004	13775	A TECH MECHANICAL PLUMBING MAINTENANCE AT LG&E CENTER	APR-2011
1,720	Other	A TECH MECHANICAL LLC				80.00	921004	13948	A TECH MECHANICAL PLUMBING MAINTENANCE AT LG&E CENTER	MAY-2011
1,721	Other	A TECH MECHANICAL LLC				102.50	921004	14263	A TECH MECHANICAL PLUMBING MAINTENANCE AT LG&E CENTER	Jun-2011
1,722	Other	A TECH MECHANICAL LLC				1,618.89	921004	14353	A TECH MECHANICAL PLUMBING MAINTENANCE AT LG&E CENTER	JUL-2011
1,723	Other	A TECH MECHANICAL LLC				1,205.75	921004	14358	A TECH MECHANICAL PLUMBING MAINTENANCE AT LG&E CENTER	Jun-2011
1,724	Other	A TECH MECHANICAL LLC				282.18	921004	14424	A TECH MECHANICAL PLUMBING MAINTENANCE AT LG&E CENTER	Jun-2011
1,725	Other	A TECH MECHANICAL LLC				82.50	921004	14632	A TECH MECHANICAL PLUMBING MAINTENANCE AT LG&E CENTER	JUL-2011
1,726	Other	A TECH MECHANICAL LLC				124.82	921004	14818	A TECH MECHANICAL PLUMBING MAINTENANCE AT LG&E CENTER	AUG-2011
1,727	Other	A TECH MECHANICAL LLC				651.43	921004	14938	A TECH MECHANICAL PLUMBING MAINTENANCE AT LG&E CENTER	AUG-2011
1,728	Other	A TECH MECHANICAL LLC				82.50	921004	15006	A TECH MECHANICAL PLUMBING MAINTENANCE AT LG&E CENTER	AUG-2011
1,729	Other	A TECH MECHANICAL LLC				3,027.77	921004	15047	A Tech Mechanical Plumbing for LG&E Center	NOV-2011
1,730	Other	A TECH MECHANICAL LLC				662.19	921004	15057	A Tech Mechanical Plumbing for LG&E Center	NOV-2011
1,731	Other	A TECH MECHANICAL LLC				96.57	921004	15204	A TECH MECHANICAL PLUMBING MAINTENANCE AT LG&E CENTER	NOV-2011
1,732	Other	A TECH MECHANICAL LLC				1,285.80	921004	15481	A Tech Mechanical Plumbing for LG&E Center	OCT-2011
1,733	Other	A TECH MECHANICAL LLC				772.69	921004	15482	A Tech Mechanical Plumbing for LG&E Center	OCT-2011
1,734	Other	A TECH MECHANICAL LLC				296.70	921004	15830	A Tech Mechanical Plumbing for LG&E Center	NOV-2011
1,735	Other	A TECH MECHANICAL LLC				208.10	921004	15882	A Tech Mechanical Plumbing for LG&E Center	Dec-2011
1,736	Other	A TECH MECHANICAL LLC				94.30	921004	16127	A Tech Mechanical Plumbing for LG&E Center	Jan-2012
1,737	Other	A TECH MECHANICAL LLC				144.88	921004	16182	A Tech Mechanical Plumbing for LG&E Center	Jan-2012
1,738	Other	A TECH MECHANICAL LLC				225.02	921004	16223	A Tech Mechanical Plumbing for LG&E Center	Feb-2012
1,739	Other	A TECH MECHANICAL LLC				236.52	921004	16259	A Tech Mechanical Plumbing for LG&E Center	MAR-2012
1,740	Other	A TECH MECHANICAL LLC				200.10	921004	16260	A Tech Mechanical Plumbing for LG&E Center	MAR-2012
1,741	Other	A TECH MECHANICAL LLC				172.50	921004	16295	A Tech Mechanical Plumbing for LG&E Center	Feb-2012
1,742	Other	A TECH MECHANICAL LLC				148.26	921004	16309	A Tech Mechanical Plumbing for LG&E Center	Feb-2012
1,743	Other	A TECH MECHANICAL LLC				94.30	921004	16393	A Tech Mechanical Plumbing for LG&E Center	MAR-2012
1,744	Other	A TECH MECHANICAL LLC				313.76	921004	16545	A Tech Mechanical Plumbing for LG&E Center	MAR-2012
1,745	Other	A TECH MECHANICAL LLC				77.60	921004	16547	A Tech Mechanical Plumbing for LG&E Center	MAR-2012
1,746	Other	A TECH MECHANICAL LLC				162.92	921004	16573	A Tech Mechanical Plumbing for LG&E Center	MAR-2012
1,747	Other	A TECH MECHANICAL LLC				75.90	921004	16620	A Tech Mechanical Plumbing for LG&E Center	MAR-2012
1,748	Other	ABB INC				7,240.00	553100	1800717462	REPAIR OF FHESG32442R11/K, RELAY CARD 216VC62A (REG216 CONTROL BOARD), ABB QUOTE # 20045498, KU ITEM # 124426	OCT-2011

KENTUCKY UTILITIES COMPANY
Case No. 2012- 00221
Analysis of Professional Services Expenses For the Test Year

(A)	(B)	(C)	(D)	(E)	(F)	(G)	(H)	(I)		
Line No.	Type	Vendor	Rate Case	Audit	Other	Total	Account	Invoice	Description	Period
1,749	Other	ABB INC				9,768.00	553100	1800718556	REPAIR OF PP C322 BE, HIEE300900R001 CONTROL BOARD (QUOTE # 20045498)	OCT-2011
1,750	Other	ABB INC				5,906.00	570100	7100989806	KU ITEM # 124385 CORRECT SALES TAX Quote - KA00037001 1200 HMB 1.4/1.5 Spring Pack Install Kit	OCT-2011
1,751	Other	ABB INC				1,000.00	570100	7100998134	CORRECT SALES TAX Quote - Repair service for Brown CT breaker 724	SEP-2011
1,752	Other	ABB INC				68,473.00	570100	7101050514	CORRECT SALES TAX For remanufacture of three (3) Westinghouse Interrupter assemblies and three (3) resistor switches	OCT-2011
1,753	Other	ABB INC				12,960.50	570100	7101056659	CORRECT SALES TAX Quote - Repair service for Brown CT breaker 724	OCT-2011
1,754	Other	ABB INC				7,654.00	553100	7101321520	LABOR TO INSTALL 3 MULTIPLEXERS	MAR-2012
1,755	Other	ABB INC				3,018.00	553100	7101321520	MULTIPLEXERS 3 PC'S	MAR-2012
1,756	Other	ABEL CONSTRUCTION COMPANY INC				13,016.82	921004	603929707	ABEL CONST-PARIS STORERM- REPAIR DOOR OPENING AS PER INV #603929707	SEP-2011
1,757	Other	ABEL CONSTRUCTION COMPANY INC				8,677.88	921004	603929707	ABEL CONST-PARIS STORERM- REPAIR DOOR OPENING AS PER INV #603929707	SEP-2011
1,758	Other	ABEL SERVICES LLC				619.74	923900	75315	CORRECT SALES TAX ABEL SERVICES - ARCHITECTURAL SERVICES - SIMPSONVILLE DATA CTR -TRAINAGE, WATER SHEDDING ISSUE - INV #75315 DATED 5/26/2011	Jun-2011
1,759	Other	ABEL SERVICES LLC				1,274.74	921004	75465	CORRECT SALES TAX ABEL SERVICES- ARCHITECTURAL SERVICES ASSOCIATED WITH THE SIMPSONVILLE DRAINAGE PROJECT - INV 75465	Dec-2011
1,760	Other	ABELL ELEVATOR INTL				632.50	511100	1385	REPAIR UNIT 4 ELEVATOR	MAY-2011
1,761	Other	ABELL ELEVATOR INTL				52.70	511100	1385	REPAIR UNIT 4 ELEVATOR	MAY-2011
1,762	Other	ABELL ELEVATOR INTL				192.50	511100	1689	REPAIR UNIT 3 ELEVATOR	APR-2011
1,763	Other	ABELL ELEVATOR INTL				110.00	513100	1690	Replaced hoistway door gibb damaged by external force. Made necessary repairs to both doors to obtain proper operation of closer - 04/05/11	APR-2011
1,764	Other	ABELL ELEVATOR INTL				70.40	513100	1690	Green River -- Repair doors on #1 elevator	APR-2011
1,765	Other	ABELL ELEVATOR INTL				812.35	511100	1725	EMERGENCY REPAIR OF UNIT 3 ELEVATOR	MAY-2011
1,766	Other	ABELL ELEVATOR INTL				771.10	511100	1726	UNIT 3 ELEVATOR REPAIR	APR-2011
1,767	Other	ABELL ELEVATOR INTL				468.60	511100	1734	PAYMENT OF INVOICE #1734--REPAIR UNIT 1 BOILER ROOM ELEVATOR	MAY-2011
1,768	Other	ABELL ELEVATOR INTL				752.63	513100	1742	Repairs to No. 3 elevator - 04/22/11 (2.25 hrs. @ \$111.50; 4.50 hrs. @ \$111.50)	MAY-2011
1,769	Other	ABELL ELEVATOR INTL				70.40	513100	1742	Mileage to repair to No. 3 elevator - 04/22/11	MAY-2011
1,770	Other	ABELL ELEVATOR INTL				1,518.81	513100	1743	U3 ELEV VIBRATION & TRIPPING OUT	MAY-2011
1,771	Other	ABELL ELEVATOR INTL				1,571.00	511100	1789	MAY 2011 MONTHLY MAINTENANCE	Jun-2011
1,772	Other	ABELL ELEVATOR INTL				1,661.00	511100	1790	SCHEDULED MAINTENANCE FOR MAY 2011	Jun-2011
1,773	Other	ABELL ELEVATOR INTL				393.00	511100	1791	Standard elevator mainenance program monthly billing for May, 2011 (service call 05/23/11)	Jun-2011
1,774	Other	ABELL ELEVATOR INTL				104.00	511100	1791	Limited elevator mainenance program monthly billing for May, 2011 (service call 05/23/11)	Jun-2011
1,775	Other	ABELL ELEVATOR INTL				335.23	511100	1850	PAYMENT OF INVOICE #1850--REPAIR OF UNIT 2 ELEVATOR	MAY-2011
1,776	Other	ABELL ELEVATOR INTL				699.40	511100	1855	PAYMENT OF INVOICE #1855--REPAIR TO UNIT 4 ELEVATOR	MAY-2011
1,777	Other	ABELL ELEVATOR INTL				447.85	511100	1856	PAYMENT OF INVOICE #1856--EMERGENCY WEEKEND WORK ON UNIT 4 ELEVATOR	MAY-2011
1,778	Other	ABELL ELEVATOR INTL				167.98	511100	1858	PAYMENT OF INVOICE #1858--REPAIR UNIT 2 ELEVATOR	MAY-2011
1,779	Other	ABELL ELEVATOR INTL				140.10	511100	1859	PAYMENT OF INVOICE #1859--REPAIR UNIT 3 ELEVATOR	MAY-2011
1,780	Other	ABELL ELEVATOR INTL				2,256.35	512100	1862	SWAP BRAKE ASSY WITH U1 STACK ELEVATOR	MAY-2011
1,781	Other	ABELL ELEVATOR INTL				2,193.65	512100	1863	REPLACE BRAKE SHOES	Jun-2011
1,782	Other	ABELL ELEVATOR INTL				1,661.00	511100	178124	SCHEDULED MAINTENANCE FOR APRIL 2011	APR-2011
1,783	Other	ABELL ELEVATOR INTL				1,571.00	511100	178126	APRIL 2011 MONTHLY MAINTENANCE	APR-2011
1,784	Other	ABELL ELEVATOR INTL				393.00	511100	178128	Maintenance control program - 2nd monthly billing of 12 - FM001	APR-2011
1,785	Other	ABELL ELEVATOR INTL				104.00	511100	178128	Limited control program - 2nd monthly billing of 12 - LM001	APR-2011
1,786	Other	ABELL ELEVATOR INTL				1,661.00	511100	178562	SCHEDULED MAINTENANCE FOR JUNE 2011	Jun-2011
1,787	Other	ABELL ELEVATOR INTL				1,571.00	511100	178564	JUNE 2011 MONTHLY MAINTENANCE	JUL-2011
1,788	Other	ABELL ELEVATOR INTL				393.00	511100	178566	Maintenance control program - 06/01/11-06/30/11 - 4th monthly billing of 12	Jun-2011
1,789	Other	ABELL ELEVATOR INTL				104.00	511100	178566	Limited control program - 06/01/11-06/30/11 - 4th monthly billing of 12	Jun-2011
1,790	Other	ABELL ELEVATOR INTL				1,895.50	511100	178676	REPAIR UNIT 2 ELEVATOR	Jun-2011
1,791	Other	ABELL ELEVATOR INTL				1,016.58	513100	178679	U3 ELEVATOR HUNG UP ON LOWER BURNER - SERVICE CALL 05/24/11	Jun-2011
1,792	Other	ABELL ELEVATOR INTL				503.10	513100	178685	CORRECT SALES TAX	Jun-2011
1,793	Other	ABELL ELEVATOR INTL				503.10	513100	178686	Repairs to Stack Elevator - weekend callback -- 05/18/11	Jun-2011
1,794	Other	ABELL ELEVATOR INTL				83.20	513100	178686	128 miles @ \$.65/mile - one-way trip to job site -- 05/18/11	Jun-2011
1,795	Other	ABELL ELEVATOR INTL				1,016.80	512100	178702	REPLACE ADJUSTMENT BOLTS ON STACK #1	Jun-2011
1,796	Other	ABELL ELEVATOR INTL				4,908.40	513100	178706	REPAIR U3 STACK ELEVATOR	Jun-2011

KENTUCKY UTILITIES COMPANY
Case No. 2012- 00221
Analysis of Professional Services Expenses For the Test Year

(A)	(B)	(C)	(D)	(E)	(F)	(G)	(H)	(I)		
Line No.	Type	Vendor	Rate Case	Audit	Other	Total	Account	Invoice	Description	Period
1,797	Other	ABELL ELEVATOR INTL				89.55	511100	178731	PAYMENT OF INVOICE #178731--REPAIR UNIT 4 ELEVATOR	Jun-2011
1,798	Other	ABELL ELEVATOR INTL				89.55	511100	178732	PAYMENT OF INVOICE #178732--REPAIR FGD ELEVATOR	Jun-2011
1,799	Other	ABELL ELEVATOR INTL				340.43	511100	178733	PAYMENT OF INVOICE #178733--REPAIR STACK 3/4 ELEVATOR	Jun-2011
1,800	Other	ABELL ELEVATOR INTL				263.95	513100	178740	REPAIR U1 ELEVATOR DOOR - SLAMMING AND CAB WILL NOT MOVE	Jun-2011
1,801	Other	ABELL ELEVATOR INTL				836.25	513100	178743	Labor necessary to repair stack elevator - 06/02/11	JUL-2011
1,802	Other	ABELL ELEVATOR INTL				83.20	513100	178743	Mileage	JUL-2011
1,803	Other	ABELL ELEVATOR INTL				1,089.60	513100	178744	CORRECT SALES TAX	JUL-2011
1,804	Other	ABELL ELEVATOR INTL				83.20	513100	178744	Mileage	JUL-2011
1,805	Other	ABELL ELEVATOR INTL				1,564.15	513100	178750	Labor necessary to repair No. 3 elevator - 05/15/11 & 05/16/11	JUL-2011
1,806	Other	ABELL ELEVATOR INTL				256.00	513100	178750	Material necessary to repair No. 3 elevator - 05/15/11 & 05/16/11	JUL-2011
1,807	Other	ABELL ELEVATOR INTL				166.40	513100	178750	Mileage - 2 trips	JUL-2011
1,808	Other	ABELL ELEVATOR INTL				1,661.00	511100	178795	ELEVATOR MAINTENANCE FOR JULY 2011	JUL-2011
1,809	Other	ABELL ELEVATOR INTL				1,571.00	511100	178797	JULY 2011 MONTHLY MAINTENANCE	AUG-2011
1,810	Other	ABELL ELEVATOR INTL				393.00	511100	178799	Maintenance control program - 07/01/11-07/31/11 5th monthly billing of 12 - PM performed on 07/18/11	AUG-2011
1,811	Other	ABELL ELEVATOR INTL				104.00	511100	178799	Limited control program - 07/01/11-07/31/11 5th monthly billing of 12 - PM performed on 07/18/11	AUG-2011
1,812	Other	ABELL ELEVATOR INTL				819.50	511100	178911	PAYMENT OF INVOICE #178911--REPAIR MAIN WAREHOUSE ELEVATOR	AUG-2011
1,813	Other	ABELL ELEVATOR INTL				540.75	511100	178925	PAYMENT OF INVOICE #178925--REPAIR STACK 3/4--CABLE SLIPPING	AUG-2011
1,814	Other	ABELL ELEVATOR INTL				1,661.00	511100	178943	ELEVATOR MAINTENANCE FOR AUGUST 2011	AUG-2011
1,815	Other	ABELL ELEVATOR INTL				1,571.00	511100	178945	AUGUST 2011 MONTHLY MAINTENANCE	SEP-2011
1,816	Other	ABELL ELEVATOR INTL				393.00	511100	178947	Maintenance control program for Aug., 2011 - 6th monthly billing of 12	AUG-2011
1,817	Other	ABELL ELEVATOR INTL				104.00	511100	178947	Limited control program for Aug., 2011 - 6th monthly billing of 12	AUG-2011
1,818	Other	ABELL ELEVATOR INTL				1,862.00	511100	178952	PAYMENT OF INVOICE #178952--REPAIR #7 CRUSHER HOUSE ELEVATOR- REMOVE GENERATOR	AUG-2011
1,819	Other	ABELL ELEVATOR INTL				1,722.58	511100	178952	PAYMENT OF INVOICE #178952--REPAIR #7 CRUSHER HOUSE ELEVATOR- REMOVE GENERATOR	AUG-2011
1,820	Other	ABELL ELEVATOR INTL				922.35	513100	179033	Labor necessary to repair No. 3 elevator - 08/08/11 - inside doors knocked off track	AUG-2011
1,821	Other	ABELL ELEVATOR INTL				25.00	513100	179033	Material necessary to repair No. 3 elevator - 08/08/11 - inside doors knocked off track	AUG-2011
1,822	Other	ABELL ELEVATOR INTL				270.25	513100	179065	SERVICE CALL 08/16/11 -U3 ELEVATOR HUNG UP ON MEZZ LEVEL	SEP-2011
1,823	Other	ABELL ELEVATOR INTL				1,661.00	511100	179095	SEPTEMBER MONTHLY ELEVATOR SERVICE	OCT-2011
1,824	Other	ABELL ELEVATOR INTL				1,571.00	511100	179097	SEPTEMBER 2011 MONTHLY MAINTENANCE	SEP-2011
1,825	Other	ABELL ELEVATOR INTL				393.00	511100	179099	Maintenance control program for September 2, 2011 - 7th monthly billing of 12	SEP-2011
1,826	Other	ABELL ELEVATOR INTL				104.00	511100	179099	Limited control program for September 2, 2011 - 7th monthly billing of 12	SEP-2011
1,827	Other	ABELL ELEVATOR INTL				2,309.18	511100	179208	PAYMENT OF INVOICE #179208--REPAIR COAL SILO ELEVATOR	SEP-2011
1,828	Other	ABELL ELEVATOR INTL				1,200.00	511100	179208	PAYMENT OF INVOICE #179208--REPAIR COAL SILO ELEVATOR	SEP-2011
1,829	Other	ABELL ELEVATOR INTL				1,129.05	511100	179219	PAYMENT OF INVOICE #179219--REPAIR #1 ELEVATOR	SEP-2011
1,830	Other	ABELL ELEVATOR INTL				5,328.00	513100	179220	LABOR TO REPLACE U2 BOILER ROOM ELEVATOR HOIST CABLES	SEP-2011
1,831	Other	ABELL ELEVATOR INTL				4,138.00	513100	179220	MATERIAL TO REPLACE U2 BOILER ROOM ELEVATOR HOIST CABLES	SEP-2011
1,832	Other	ABELL ELEVATOR INTL				1,661.00	511100	179264	OCTOBER MONTHLY ELEVATOR SERVICE	OCT-2011
1,833	Other	ABELL ELEVATOR INTL				1,571.00	511100	179266	OCTOBER 2011 MONTHLY MAINTENANCE	NOV-2011
1,834	Other	ABELL ELEVATOR INTL				393.00	511100	179268	Maintenance control program for October, 2011 - 8th monthly billing of 12	NOV-2011
1,835	Other	ABELL ELEVATOR INTL				104.00	511100	179268	Limited control program for October, 2011 - 8th monthly billing of 12	NOV-2011
1,836	Other	ABELL ELEVATOR INTL				549.00	513100	179339	SERVICE CALL 09/19 - U3 ELEVATOR HUNG UP ON SB LEVEL	OCT-2011
1,837	Other	ABELL ELEVATOR INTL				827.75	513100	179340	SERVICE CALL 09/20/11 - U2/3 STACK ELEVATOR DOOR NOT CLOSING	OCT-2011
1,838	Other	ABELL ELEVATOR INTL				576.88	513100	179341	SERVICE CALL 09/27/11 - U3 ELEVATOR HANGING UP	OCT-2011
1,839	Other	ABELL ELEVATOR INTL				793.65	511100	179358	REPAIR UNIT 1 ELEVATOR	OCT-2011
1,840	Other	ABELL ELEVATOR INTL				662.52	513100	179371	Relays	OCT-2011
1,841	Other	ABELL ELEVATOR INTL				557.50	513100	179371	Repairs to No. 2 elevator on 09/28/11	OCT-2011
1,842	Other	ABELL ELEVATOR INTL				482.50	514100	179405	REPAIR UNIT 1 ELEVATOR DOORS	NOV-2011
1,843	Other	ABELL ELEVATOR INTL				(45.00)	514100	179405	INVOICE 179405	NOV-2011
1,844	Other	ABELL ELEVATOR INTL				5,547.14	511100	179417	LABOR TO INSTALL UNIT 1 ELEVATOR ROLLER GUIDES	NOV-2011
1,845	Other	ABELL ELEVATOR INTL				2,544.65	511100	179417	MATERIAL TO INSTALL UNIT 1 ELEVATOR ROLLER GUIDES	NOV-2011
1,846	Other	ABELL ELEVATOR INTL				1,661.00	511100	179556	SCHEDULED MAINTENANCE FOR NOVEMBER 2011	NOV-2011
1,847	Other	ABELL ELEVATOR INTL				1,571.00	511100	179558	NOVEMBER 2011 MONTHLY MAINTENANCE	Dec-2011
1,848	Other	ABELL ELEVATOR INTL				393.00	511100	179560	Maintenance control program for November, 2011 - 9th monthly billing of 12	Dec-2011
1,849	Other	ABELL ELEVATOR INTL				104.00	511100	179560	Limited control program for November, 2011 - 9th monthly billing of 12	Dec-2011
1,850	Other	ABELL ELEVATOR INTL				793.65	511100	179641	REPAIR UNIT 1 BOILER ELEVATOR	NOV-2011
1,851	Other	ABELL ELEVATOR INTL				485.00	511100	179644	REPAIR UNIT 4 ELEVATOR	NOV-2011

KENTUCKY UTILITIES COMPANY
Case No. 2012- 00221
Analysis of Professional Services Expenses For the Test Year

(A)	(B)	(C)	(D)	(E)	(F)	(G)	(H)	(I)		
Line No.	Type	Vendor	Rate Case	Audit	Other	Total	Account	Invoice	Description	Period
1,852	Other	ABELL ELEVATOR INTL				709.80	511100	179645	REPAIR ELEVATOR #3 (STUCK BETWEEN FLOORS)	NOV-2011
1,853	Other	ABELL ELEVATOR INTL				1,294.43	511100	179658	REPAIR COAL SILO STORAGE UNIT	NOV-2011
1,854	Other	ABELL ELEVATOR INTL				7,435.66	513100	179662	Labor necessary to repair No. 2 elevator - flooded when boiler pipes broke 10/28/11-11/03/11	NOV-2011
1,855	Other	ABELL ELEVATOR INTL				480.00	513100	179662	Mileage	NOV-2011
1,856	Other	ABELL ELEVATOR INTL				1,784.00	513100	179664	Repairs to No. 3 elevator - D. Deckman & Ed Storm - 10/18/11	Dec-2011
1,857	Other	ABELL ELEVATOR INTL				1,090.05	513100	179664	Repairs to No. 3 elevator - 6.5 hrs. OT on 10/18/11	Dec-2011
1,858	Other	ABELL ELEVATOR INTL				892.00	513100	179664	Repairs to No. 3 elevator - Ed Storm - 10/17/11	Dec-2011
1,859	Other	ABELL ELEVATOR INTL				192.00	513100	179664	Mileage	Dec-2011
1,860	Other	ABELL ELEVATOR INTL				4,519.00	511100	179679	PAYMENT OF INVOICE #179679--REMOVE SAFETY ON STACK #2 ELEVATOR	Dec-2011
1,861	Other	ABELL ELEVATOR INTL				1,083.30	511100	179679	PAYMENT OF INVOICE #179679--REMOVE SAFETY ON STACK #2 ELEVATOR	Dec-2011
1,862	Other	ABELL ELEVATOR INTL				793.65	511100	179680	PAYMENT OF INVOICE #179680--REPAIR UNIT 3 ELEVATOR	Dec-2011
1,863	Other	ABELL ELEVATOR INTL				1,661.00	511100	179720	MONTHLY BILLING FOR DECEMBER 2011	Dec-2011
1,864	Other	ABELL ELEVATOR INTL				1,571.00	511100	179722	DECEMBER 2011 MONTHLY MAINTENANCE	Jan-2012
1,865	Other	ABELL ELEVATOR INTL				393.00	511100	179724	Maintenance control program for December, 2011 - 10th monthly billing of 12 - 12/12/11	Dec-2011
1,866	Other	ABELL ELEVATOR INTL				104.00	511100	179724	Limited control program for December, 2011 - 10th monthly billing of 12 - 12/12/11	Dec-2011
1,867	Other	ABELL ELEVATOR INTL				381.75	513100	179787	11/23/11 - U1 ELEVATOR DOOR CLOSING SLOW	Dec-2011
1,868	Other	ABELL ELEVATOR INTL				326.00	513100	179799	SERVICE CALL 11/30/11 - U3 LOCKING UP ON MB LEVEL	Dec-2011
1,869	Other	ABELL ELEVATOR INTL				270.25	513100	179816	11/28/11 - U1 ELEVATOR DOOR SLAMMING & U3 ELEVATOR HANGING UP AT CONVEYOR LEVEL	Dec-2011
1,870	Other	ABELL ELEVATOR INTL				270.25	513100	179817	11/28/11 - U1 ELEVATOR DOOR SLAMMING & U3 ELEVATOR HANGING UP AT CONVEYOR LEVEL	Dec-2011
1,871	Other	ABELL ELEVATOR INTL				373.50	511100	179820	PAYMENT OF INVOICE #179820--REPAIR ELEVATOR #4	Dec-2011
1,872	Other	ABELL ELEVATOR INTL				334.50	511100	179825	PAYMENT OF INVOICE #179825--REPAIR COAL STORAGE SILO	Dec-2011
1,873	Other	ABELL ELEVATOR INTL				2,051.50	511100	179839	PAYMENT OF INVOICE #179839--REPAIR STACK 3/4 ELEVATOR	Dec-2011
1,874	Other	ABELL ELEVATOR INTL				429.25	511100	179840	PAYMENT OF INVOICE 179840--REPAIR ELEVATOR #3	Dec-2011
1,875	Other	ABELL ELEVATOR INTL				493.25	514100	179870	10-12-11 REPAIR UNIT 3 ELEVATOR	Dec-2011
1,876	Other	ABELL ELEVATOR INTL				2,775.00	513100	179871	5 year test on #3 elevator	Dec-2011
1,877	Other	ABELL ELEVATOR INTL				400.00	513100	179872	CORRECT SALES TAX Green River -- No. 2 elevator annual safety test	Dec-2011
1,878	Other	ABELL ELEVATOR INTL				400.00	513100	179873	Annual Test on #1 Elevator	Dec-2011
1,879	Other	ABELL ELEVATOR INTL				763.75	511100	179877	REPAIR COAL STORAGE SILO	Dec-2011
1,880	Other	ABELL ELEVATOR INTL				1,416.00	511100	179894	REPAIR FGD ELEVATOR	Jan-2012
1,881	Other	ABELL ELEVATOR INTL				1,661.00	511100	180030	SCHEDULED MAINTENANCE FOR JANUARY 2012	Jan-2012
1,882	Other	ABELL ELEVATOR INTL				1,571.00	511100	180032	JANUARY 2012 MONTHLY MAINTENANCE	Feb-2012
1,883	Other	ABELL ELEVATOR INTL				393.00	511100	180034	Maintenance control program - January, 2012 - 11th monthly billing of 12	Jan-2012
1,884	Other	ABELL ELEVATOR INTL				104.00	511100	180034	Limited control program - January, 2012, 11th monthly billing of 12	Jan-2012
1,885	Other	ABELL ELEVATOR INTL				970.00	511100	180138	PAYMENT OF INVOICE#180138-SERVICE BLDG. ELEVATOR	Jan-2012
1,886	Other	ABELL ELEVATOR INTL				74.22	511100	180138	PAYMENT OF INVOICE#180138-SERVICE BLDG. ELEVATOR	Jan-2012
1,887	Other	ABELL ELEVATOR INTL				317.75	511100	180139	PAYMENT OF INVOICE#180139-UNIT 1 HYDRO	Jan-2012
1,888	Other	ABELL ELEVATOR INTL				1,599.75	513100	180140	SERVICE CALL 01/03, 01/04 and 01/05 - U3 ELEVATOR HUNG UP IN BASEMENT	Jan-2012
1,889	Other	ABELL ELEVATOR INTL				373.50	511100	180153	PAYMENT OF INVOICE#180153-ELEVATOR 4 - ONE DOOR OPEN & ONE CLOSE	Jan-2012
1,890	Other	ABELL ELEVATOR INTL				72.44	511100	180153	CORRECT SALES TAX PAYMENT OF INVOICE#180153-ELEVATOR 4 - ONE DOOR OPEN & ONE CLOSE	Jan-2012
1,891	Other	ABELL ELEVATOR INTL				717.00	511100	180193	REPAIR #3 ELEVATOR	Feb-2012
1,892	Other	ABELL ELEVATOR INTL				72.44	511100	180193	REPAIR #3 ELEVATOR	Feb-2012
1,893	Other	ABELL ELEVATOR INTL				1,661.00	511100	180240	SCHEDULED MAINTENANCE FOR FEBRUARY 2012	Feb-2012
1,894	Other	ABELL ELEVATOR INTL				1,571.00	511100	180242	FEBRUARY 2012 MONTHLY MAINTENANCE	MAR-2012
1,895	Other	ABELL ELEVATOR INTL				393.00	511100	180244	Maintenance control program - 02/01/12-02/29/12 - 12th monthly billing of 12	Feb-2012
1,896	Other	ABELL ELEVATOR INTL				104.00	511100	180244	Limited control program - 02/01/12-02/29/12 - 12th monthly billing of 12	Feb-2012
1,897	Other	ABELL ELEVATOR INTL				265.00	511100	180323	PAYMENT OF INVOICE #180323-U3 ELEVATOR DOWN, CAR DOOR HIT & KNOCKED OFF TRACK	Feb-2012
1,898	Other	ABELL ELEVATOR INTL				165.00	511100	180337	PAYMENT OF INVOICE #180337-U1 STACK-KEEPS GOING BELOW LANDING	Feb-2012
1,899	Other	ABELL ELEVATOR INTL				434.50	511100	180338	PAYMENT OF INVOICE #180338-2/3 COMBINED STACK-TROUBLESHOOT OVERLOADS TRIPPING	Feb-2012
1,900	Other	ABELL ELEVATOR INTL				40.92	511100	180338	PAYMENT OF INVOICE #180338-2/3 COMBINED STACK-TROUBLESHOOT OVERLOADS TRIPPING	Feb-2012

KENTUCKY UTILITIES COMPANY
Case No. 2012- 00221
Analysis of Professional Services Expenses For the Test Year

(A)	(B)	(C)	(D)	(E)	(F)	(G)	(H)	(I)		
Line No.	Type	Vendor	Rate Case	Audit	Other	Total	Account	Invoice	Description	Period
1,901	Other	ABELL ELEVATOR INTL				226.00	513100	180339	SERVICE CALL 01/24/12 -U3 ELEVATOR CONVEYOR LEVEL DOOR NOT OPENING	Feb-2012
1,902	Other	ABELL ELEVATOR INTL				590.00	513100	180340	SERVICE CALL 02/02/12 - REPAIR U3 ELEVATOR - DOOR OFF TRACK IN BASEMENT	Feb-2012
1,903	Other	ABELL ELEVATOR INTL				491.00	511100	180352	PAYMENT OF INVOICE #180352--REPAIR UNIT 4 ELEVATOR	Feb-2012
1,904	Other	ABELL ELEVATOR INTL				129.33	511100	180352	PAYMENT OF INVOICE #180352--REPAIR UNIT 4 ELEVATOR	Feb-2012
1,905	Other	ABELL ELEVATOR INTL				321.50	511100	180361	PAYMENT OF INVOICE #180361--REPAIR UNIT 4 ELEVATOR	Feb-2012
1,906	Other	ABELL ELEVATOR INTL				152.00	511100	180372	REPAIR SPIRATOR ON UNIT 1 ELEVATOR	MAR-2012
1,907	Other	ABELL ELEVATOR INTL				31.37	511100	180372	REPAIR SPIRATOR ON UNIT 1 ELEVATOR	MAR-2012
1,908	Other	ABELL ELEVATOR INTL				1,816.00	511100	180407	PAYMENT OF INVOICE #180407--MONTHLY ELEVATOR SERVICE FOR MARCH 3/1 THRU 3/31/2012	MAR-2012
1,909	Other	ABELL ELEVATOR INTL				407.00	511100	180411	Maintenance Control Program - 03/01/12 to 03/31/12 - 1st monthly billing of 12	MAR-2012
1,910	Other	ABELL ELEVATOR INTL				108.00	511100	180411	Limited Control Program from 03/01/12 to 03/31/12 - 1st monthly billing of 12	MAR-2012
1,911	Other	ABELL ELEVATOR INTL				548.85	511100	180494	PAYMENT OF INVOICE #180494--REPAIR UNIT 1 ELEVATOR	MAR-2012
1,912	Other	ABELL ELEVATOR INTL				491.00	511100	180509	INSTALL NEW SHORTENING BARS ON UNIT 1 ELEVATOR	MAR-2012
1,913	Other	ABELL ELEVATOR INTL				55.00	511100	180509	INSTALL NEW SHORTENING BARS ON UNIT 1 ELEVATOR	MAR-2012
1,914	Other	ABELL ELEVATOR INTL				699.56	513100	180513	Limit switch & spline	MAR-2012
1,915	Other	ABELL ELEVATOR INTL				452.00	513100	180513	Labor to install new limit switch on stack elevator	MAR-2012
1,916	Other	ABELL ELEVATOR INTL				192.00	513100	180513	Mileage to complete repairs - 2 trips	MAR-2012
1,917	Other	ABELL ELEVATOR INTL				547.50	511100	180548	PAYMENT OF INVOICE #180548--UNIT 2 DOWN IN BSMT DOORS KNOCKED OFF TRACK	MAR-2012
1,918	Other	ABELL ELEVATOR INTL				12.53	511100	180548	PAYMENT OF INVOICE #180548--UNIT 2 DOWN IN BSMT DOORS KNOCKED OFF TRACK	MAR-2012
1,919	Other	ABELL ELEVATOR INTL				1,000.00	513100	J701-0110-0312 Adjustment USD	Abell Elevator	MAR-2012
1,920	Other	ACCENTURE LLP				10,000.00	923900	1000380283	March Estimate - Fees and Expenses for Accenture's involvement to assist with CCS Projects	SEP-2011
1,921	Other	ACCENTURE LLP				12,987.22	923900	1000405743	July Estimate - Fees and Expenses for Accenture's involvement to assist with CCS Projects	JUL-2011
1,922	Other	ACCENTURE LLP				9,942.15	923900	1000414366	August Estimate - Fees and Expenses for Accenture's involvement to assist with CCS Projects	AUG-2011
1,923	Other	ACCENTURE LLP				54,758.00	923900	1000445704	Design, Architectural/Requirement Analysis/Technology Consulting	Dec-2011
1,924	Other	ACCESS COMPUTER CAREERS DIVISION				941.28	500900	110303	Temporary IT Resources	APR-2011
1,925	Other	ACCESS COMPUTER CAREERS DIVISION				862.84	580100	110303	Temporary IT Resources	APR-2011
1,926	Other	ACCESS COMPUTER CAREERS DIVISION				608.28	500900	110404	Temporary IT Resources (Doug Haynes)	MAY-2011
1,927	Other	ACCESS COMPUTER CAREERS DIVISION				557.59	580100	110404	Temporary IT Resources (Doug Haynes)	MAY-2011
1,928	Other	ACCU TECH LLC				405.00	511100	8625	LABOR & MATERIAL TO REPAIR VAV1 COMPUTER ROOM & VAV3 LOCKER ROOM HEATING	NOV-2011
1,929	Other	ACCU TECH LLC				2,000.70	511100	36974	REPAIR DUCT VAV1 & VAV2 ON U3 CONTROL ROOM HVAC	MAY-2011
1,930	Other	ACCU TECH LLC				1,926.00	511100	37006	LABOR & MATERIAL TO MOVE STEAM LINES TO STEAM COIL	APR-2011
1,931	Other	ACCU TECH LLC				1,380.00	511100	37007	LABOR & MATERIAL TO REPAIR U1 LOCKER ROOM HVAC - FREON LEAK	APR-2011
1,932	Other	ACCU TECH LLC				690.00	511100	37008	REPLACE E&I PARTS OFFICE HVAC - CONDENSER AND AIR HANDLING UNITS	APR-2011
1,933	Other	ACCU TECH LLC				1,000.00	511100	37009	REPLACEMENT OF U3 CONTROL ROOM STEAM COIL	APR-2011
1,934	Other	ACCU TECH LLC				3,005.00	511100	37013	LABOR & MATERIAL TO REPAIR FREON LEAK ON U3 CONTROL ROOM HVAC - #1 COMPRESSOR IS SHORT CYCLING - 56LBS OF R-22	APR-2011
1,935	Other	ACCU TECH LLC				545.00	511100	37037	CLEAN COILS, CHECK FREON AND REPLACE MOTOR STARTER ON SHIFT SUPERVISOR'S OFFICE HVAC	MAY-2011
1,936	Other	ACCU TECH LLC				334.22	553100	37045	UNIT 5 AA DIAGNOSIS BAD CONTACTOR, TIME RELAY, CAPACITOR	Jun-2011
1,937	Other	ACCU TECH LLC				275.78	552100	37045	SERVICE CALL FOR UNIT 11 CC MOD HVAC	Jun-2011
1,938	Other	ACCU TECH LLC				215.00	552100	37045	SERVICE CALL FOR UNIT 7 AA MOD HVAC	Jun-2011
1,939	Other	ACCU TECH LLC				140.00	553100	37045	UNIT 6AA DIAGNOSIS BAD COMPRESSOR	Jun-2011
1,940	Other	ACCU TECH LLC				70.00	552100	37045	SERVICE CALL FOR UNIT 8 AA MOD HVAC	Jun-2011
1,941	Other	ACCU TECH LLC				224.22	552100	37057	SERVICE CALL FOR UNIT 11 CC MOD HVAC	MAY-2011
1,942	Other	ACCU TECH LLC				222.00	552100	37057	SERVICE CALL FOR UNIT 7 AA MOD HVAC	MAY-2011
1,943	Other	ACCU TECH LLC				222.00	552100	37057	SERVICE CALL FOR UNIT 8 AA MOD HVAC	MAY-2011
1,944	Other	ACCU TECH LLC				264.00	511100	37082	01/25/11 - LOCKER ROOM HVAC - UNIT 1/2	Jun-2011
1,945	Other	ACCU TECH LLC				1,280.60	511100	37091	LABOR & MATERIAL TO PROPERLY INSTALL VOLUME DAMPER TO U3 RELAY ROOM. THIS INVOLVES MOVING DUCT AND CREATING ACCESS PANEL. MELCO TO TROUBLESHOOT CONTROLLER.	Jun-2011

KENTUCKY UTILITIES COMPANY
Case No. 2012- 00221
Analysis of Professional Services Expenses For the Test Year

(A)	(B)	(C)	(D)	(E)	(F)	(G)	(H)	(I)		
Line No.	Type	Vendor	Rate Case	Audit	Other	Total	Account	Invoice	Description	Period
1,946	Other	ACCU TECH LLC				736.00	511100	37100	CLEAN COILS AND REPLACE BELTS ON BOTH MAIN OFFICE HVAC UNITS	Jun-2011
1,947	Other	ACCU TECH LLC				1,046.00	511100	37101	CLEAN COILS AND REPLACE BELTS ON BOTH MAIN OFFICE HVAC UNITS	Jun-2011
1,948	Other	ACCU TECH LLC				300.00	511100	37102	REPLACE E&I PARTS OFFICE HVAC - CONDENSER AND AIR HANDLING UNITS	Jun-2011
1,949	Other	ACCU TECH LLC				380.00	511100	37103	CLEAN COILS, CHECK FREON AND REPLACE MOTOR STARTER ON SHIFT SUPERVISOR'S OFFICE HVAC	Jun-2011
1,950	Other	ACCU TECH LLC				558.00	511100	37104	TROUBLESHOOT & REPAIR PRINT ROOM HVAC	Jun-2011
1,951	Other	ACCU TECH LLC				2,807.00	552100	37122	COMPRESSOR CHANGE OUT ON U8 AA MOD HVAC	Jun-2011
1,952	Other	ACCU TECH LLC				2,246.00	552100	37122	COMPRESSOR CHANGE OUT ON U6 AA MOD HVAC	Jun-2011
1,953	Other	ACCU TECH LLC				645.00	552100	37141	SERVICE CALL ON HVAC UNITS AND UNIT 6 CO2 TANK	Jun-2011
1,954	Other	ACCU TECH LLC				585.00	552100	37142	SERVICE CALL ON HVAC UNITS AND UNIT 6 CO2 TANK	Jun-2011
1,955	Other	ACCU TECH LLC				500.00	511100	37149	SERVICE CALL TO REPAIR PLANNING OFFICE HVAC - NOT HEATING	Jun-2011
1,956	Other	ACCU TECH LLC				3,867.00	506100	37150	LABOR AND MATERIAL TO REPLACE REVERSING VALVE AND SWITCH ON HVAC	Jun-2011
1,957	Other	ACCU TECH LLC				747.35	511100	37155	LABOR & MATERIAL TO REPAIR U1 LOCKER ROOM HVAC - FREON LEAK	Jun-2011
1,958	Other	ACCU TECH LLC				4,439.26	511100	37163	LABOR & MATERIAL TO CHEMICAL CLEAN AND FLUSH COILS ON MAIN OFFICE HVAC	Jun-2011
1,959	Other	ACCU TECH LLC				2,785.00	513100	37172	LABOR & MATERIAL TO REPLACE #3 ELEVATOR HVAC COMPRESSOR	AUG-2011
1,960	Other	ACCU TECH LLC				1,887.00	552100	37269	COMPRESSOR CHANGE OUT ON U11 AA MOD HVAC	JUL-2011
1,961	Other	ACCU TECH LLC				1,324.00	552100	37269	COMPRESSOR CHANGE OUT ON U7 BB MOD HVAC	JUL-2011
1,962	Other	ACCU TECH LLC				637.17	553100	37306	REPLACED CONDENSOR FAN MOTOR AND 1 10 MFD CAPACITOR	AUG-2011
1,963	Other	ACCU TECH LLC				293.50	506100	37312	LABOR TO SERVICE OFFICE HVAC	AUG-2011
1,964	Other	ACCU TECH LLC				740.00	506100	37333	LABOR TO REPAIR HVAC IN TY LUNCHROOM	AUG-2011
1,965	Other	ACCU TECH LLC				1,865.00	506100	37358	LABOR TO REPAIR HVAC IN TY LOCKER ROOM	AUG-2011
1,966	Other	ACCU TECH LLC				709.00	506100	37359	LABOR TO REPAIR HVAC IN TY OFFICES	AUG-2011
1,967	Other	ACCU TECH LLC				415.00	511100	37360	LABOR & MATERIAL TO CLEAN COILS ON CYM SUPERVISOR OFFICE HVAC	AUG-2011
1,968	Other	ACCU TECH LLC				2,003.00	506100	37363	LABOR AND MATERIAL TO REPLACE BLOWER MOTOR, MOTOR PULLEY AND BLOWER PULLEY ON HVAC SYSTEM	AUG-2011
1,969	Other	ACCU TECH LLC				1,645.00	552100	37431	COMPRESSOR CHANGE OUT ON U10 AA MOD HVAC	SEP-2011
1,970	Other	ACCU TECH LLC				70.00	552100	37458	SERVICE CALL ON UNITS 8,9 AND 10 AA MOD HVAC	OCT-2011
1,971	Other	ACCU TECH LLC				160.00	552100	37459	SERVICE CALL ON UNITS 8,9 AND 10 AA MOD HVAC	OCT-2011
1,972	Other	ACCU TECH LLC				70.00	552100	37460	SERVICE CALL ON UNITS 8,9 AND 10 AA MOD HVAC	OCT-2011
1,973	Other	ACCU TECH LLC				5,193.00	511100	37497	LABOR & MATERIAL TO INSTALL NEW STEAM COIL, VACUUM BREAKER, 2 STEAM TRAPS, AND RE-PIPING OF SYSTEM FOR CORRECT FLOW - 1 YEAR WARRANTY ON ALL PARTS & LABOR	NOV-2011
1,974	Other	ACCU TECH LLC				1,618.50	511100	37498	REPLACE E&I HVAC COMPRESSOR	NOV-2011
1,975	Other	ACCU TECH LLC				585.00	511100	37503	REPLACE DEFROST BOARD ON U2 DCS HVAC	OCT-2011
1,976	Other	ACCU TECH LLC				585.00	511100	37503	LABOR & MATERIAL TO CLEAN AND FLUSH COILS ON U2 INVERTER ROOM HVAC	OCT-2011
1,977	Other	ACCU TECH LLC				405.00	511100	37514	INVOICE 37514	NOV-2011
1,978	Other	ACCU TECH LLC				305.00	552100	37518	SERVICE CALL ON UNITS 8,9 AND 10 AA MOD HVAC	NOV-2011
1,979	Other	ACCU TECH LLC				633.93	552100	37519	SERVICE CALL ON UNITS 8,9 AND 10 AA MOD HVAC	NOV-2011
1,980	Other	ACCU TECH LLC				265.00	511100	37575	11/28/11 - U1 LOCKER ROOM HVAC	Dec-2011
1,981	Other	ACCU TECH LLC				685.00	511100	37578	LABOR & MATERIAL TO REPAIR VAV1 COMPUTER ROOM & VAV3 LOCKER ROOM HEATING	Dec-2011
1,982	Other	ACCU TECH LLC				560.00	511100	37579	LABOR & MATERIAL TO REPAIR VAV1 COMPUTER ROOM & VAV3 LOCKER ROOM HEATING	Dec-2011
1,983	Other	ACCU TECH LLC				7,759.22	511100	37583	11/28/11 - U1 LOCKER ROOM HVAC	Dec-2011
1,984	Other	ACCU TECH LLC				2,515.44	511100	37585	LABOR & MATERIAL TO REPAIR VAV1 COMPUTER ROOM & VAV3 LOCKER ROOM HEATING	Dec-2011
1,985	Other	ACCU TECH LLC				494.00	506100	37591	LABOR TO CHANGE FILTERS AT TYRONE STATION	Dec-2011
1,986	Other	ACCU TECH LLC				838.00	511100	37622	SERVICE CALL 12/20/11 - TO EVACUATE OLD UNIT 2 DCS ROOM HVAC FREON	Dec-2011
1,987	Other	ACCU TECH LLC				458.00	511100	37628	LABOR & MATERIAL TO REPAIR VAV1 COMPUTER ROOM & VAV3 LOCKER ROOM HEATING	Jan-2012
1,988	Other	ACCU TECH LLC				1,098.00	511100	37641	11/28/11 - U1 LOCKER ROOM HVAC	Jan-2012
1,989	Other	ACCU TECH LLC				1,087.00	511100	37646	LABOR & MATERIAL TO INSTALL NEW STEAM COIL, VACUUM BREAKER, 2 STEAM TRAPS, AND RE-PIPING OF SYSTEM FOR CORRECT FLOW - 1 YEAR WARRANTY ON ALL PARTS & LABOR	Jan-2012

KENTUCKY UTILITIES COMPANY
Case No. 2012- 00221
Analysis of Professional Services Expenses For the Test Year

(A)	(B)	(C)	(D)	(E)	(F)	(G)	(H)	(I)		
Line No.	Type	Vendor	Rate Case	Audit	Other	Total	Account	Invoice	Description	Period
1,990	Other	ACCU TECH LLC				310.00	511100	37647	LABOR & MATERIAL TO REPAIR VAV1 COMPUTER ROOM & VAV3 LOCKER ROOM HEATING	Jan-2012
1,991	Other	ACCU TECH LLC				1,695.87	511100	37680	11/28/11 - U1 LOCKER ROOM HVAC	Feb-2012
1,992	Other	ACCU TECH LLC				385.00	511100	37686	11/19/11 - REPLACED AIR TEMP SENSOR & CONTROL RELAY	Feb-2012
1,993	Other	ACCU TECH LLC				658.12	511100	37687	11/18/11 - REPLACED PRESS SWITCH & CONTROL RELAY	Feb-2012
1,994	Other	ACCU TECH LLC				1,575.00	511100	37688	01/20/12 - PM (CLEANING & BELTS) ON SCU 3	Feb-2012
1,995	Other	ACCU TECH LLC				496.00	511100	37689	01/25/12 -REPLACE GASKET KIT ON SCU1	Feb-2012
1,996	Other	ACCU TECH LLC				922.24	511100	37701	01/31/12 - 2 BELTS & DESCALER	Feb-2012
1,997	Other	ACCU TECH LLC				7,795.23	511100	37726	SERVICE CALL 01/27/12 - REPAIR U1&2 CONTROL ROOM CONDENSER UNIT	Feb-2012
1,998	Other	ACCU TECH LLC				494.00	506100	37781	LABOR TO CHANGE FILTERS AT TYRONE STATION	MAR-2012
1,999	Other	ACCU TECH LLC				3,892.00	554100	J701-0110-0312 Adjustment USD	Accu-Tech	MAR-2012
2,000	Other	ACCU TECH LLC				3,475.00	511100	J701-0110-0312 Adjustment USD	Accu-Tech	MAR-2012
2,001	Other	ACCURATER INC				1,610.55	903030	111010A	AccuRater Inc. - 250 Additional Uses EEI-CSR Battery Tests. Ordering per Leisha Sexton	OCT-2011
2,002	Other	ACCURATER INC				3,210.30	903030	111121A	500 Additional Uses EEI-CSR Battery Tests. Ordering per Leisha Sexton.	Dec-2011
2,003	Other	ACTION AUTOMATION				1,787.00	513100	4071	REPAIR LIMITORQUE	Jun-2011
2,004	Other	ACTION AUTOMATION				1,159.00	512100	E4120	LABOR AND MATERIAL TO REPAIR LIMITORQUE ELECTRIC VALVE ACTUATOR: MX-20-1, O/N 92089-002, S/N L856473. LABOR \$900, PARTS ARE SYNTHETIC OIL, 2 FUSES, 600V TRANSFORMER	SEP-2011
2,005	Other	ACTION AUTOMATION				900.00	512100	E4120	LABOR AND MATERIAL TO REPAIR LIMITORQUE ELECTRIC VALVE ACTUATOR, MX-05-1, O/N 101738-001, S/N L881661 (LABOR \$900, PARTS ARE FUSES, P/N CCMRO01 AND TRANSFORMER, P/N 26100-209	SEP-2011
2,006	Other	ACTION PEST CONTROL				200.00	506100	20310262	General pest control - 08/04/11	AUG-2011
2,007	Other	ACTION PEST CONTROL				200.00	506100	20312084	Monthly Pest Control - 09/22/11	SEP-2011
2,008	Other	ACTION PEST CONTROL				200.00	506100	20313817	Monthly pest control - 10/13/11	OCT-2011
2,009	Other	ACTION PEST CONTROL				200.00	506100	20315456	Monthly pest control -- 11/03/11	NOV-2011
2,010	Other	ACTION PEST CONTROL				200.00	506100	20319713	Monthly pest control - 12/01/11	Dec-2011
2,011	Other	ACTION PEST CONTROL				200.00	506100	20321329	Monthly pest control - 01/12/12	Jan-2012
2,012	Other	ACTION PEST CONTROL				200.00	506100	20322533	Monthly pest control - 02/02/12	Feb-2012
2,013	Other	ACTION PEST CONTROL				200.00	506100	20324164	Monthly pest control -- 03/08/12	MAR-2012
2,014	Other	ACTION SYSTEMS INC				1,417.50	921003	120068	ACTION SYSTEMS-LABOR TO REORGANIZE STORAGE BOC LL (INV 12-0068 DATED 1/16/2012)	Feb-2012
2,015	Other	ACTION SYSTEMS INC				327.60	921004	120139	ACTION SYSTEMS-LABOR TO RECONFIGURE KNOLL WORKSTATIONS ON LGE CTR 6TH FLOOR - INV 12-0139 DATED 1/24/2012	MAR-2012
2,016	Other	ACTION SYSTEMS INC				81.90	921004	120402	ACTION SYSTEMS - INSTALL 2 WORKSTATIONS, MOVE 1 PED AND INSTALL ADDITIONAL PED AS PER INV 12-0402 DATED 3/5/2012	MAR-2012
2,017	Other	ACUREN INSPECTION				20,330.50	512100	315548	Provide labor, equipment, consumables, supervision to carry out the inspection of a 17A ₂ area on all	Jun-2011
2,018	Other	ACUREN INSPECTION				144,200.00	510100	0000667242	ACUREN; SANDERS; GHENT UNIT 3 HIGH ENERGY PIPING	MAY-2011
2,019	Other	ACUREN INSPECTION				14,387.50	510100	670221	ACUREN; SANDERS; GHENT 2011 HEP REPAIR WORK: Invoice 0000667243	Jun-2011
2,020	Other	ACUREN INSPECTION				34,400.00	510100	684161	ACUREN; SANDERS; BR2 HEP 1 - quoted cost for inspection Invoice #0000684161	Jan-2012
2,021	Other	ACXIOM CORP				11,968.67	908005	190841	Acxiom Inv # 190841 -- IBX/Processing	Jun-2011
2,022	Other	ADHAWKS ADVERTISING AND PR INC				7,244.85	930101	16086	outside services	MAY-2011
2,023	Other	ADHAWKS ADVERTISING AND PR INC				3,622.43	930101	16104	full-service advertising agency for our marketing, advertising, and public relations services.	MAY-2011
2,024	Other	ADHAWKS ADVERTISING AND PR INC				3,622.42	930101	16104	outside services	MAY-2011
2,025	Other	ADHAWKS ADVERTISING AND PR INC				68.75	930101	16141	full-service advertising agency for our marketing, advertising, and public relations services.	MAY-2011
2,026	Other	ADHAWKS ADVERTISING AND PR INC				68.75	930101	16141	outside services	MAY-2011
2,027	Other	ADHAWKS ADVERTISING AND PR INC				6,662.66	930101	16158	outside services	Jun-2011
2,028	Other	ADHAWKS ADVERTISING AND PR INC				582.19	930101	16158	full-service advertising agency for our marketing, advertising, and public relations services.	Jun-2011
2,029	Other	ADHAWKS ADVERTISING AND PR INC				238.50	930101	16279	English to Spanish Translation Doorhanger DC disconnection notice	OCT-2011
2,030	Other	ADI INC				195.00	510100	3445	ADI: VAUGHN (C&DM) vectorizing	Jun-2011
2,031	Other	ADP INC				(6,371.19)	923900	401679367	PROCESSING CHARGES	Jun-2011
2,032	Other	ADVANCED ERGONOMICS INC				40.00	588100	19452	CORRECT SALES TAX	Jun-2011
2,033	Other	ADVANCED ERGONOMICS INC				80.00	588100	20379	CORRECT SALES TAX	Jun-2011
2,034	Other	ADVANCED ERGONOMICS INC				90.00	506100	24743	PHYSICAL ABILITIES TESTS FOR THREE (3) GHENT EMPLOYEES (BRIGGS, BUXTON AND RIDDLE)	AUG-2011

KENTUCKY UTILITIES COMPANY
Case No. 2012- 00221
Analysis of Professional Services Expenses For the Test Year

(A)	(B)	(C)	(D)	(E)	(F)	(G)	(H)	(I)		
Line No.	Type	Vendor	Rate Case	Audit	Other	Total	Account	Invoice	Description	Period
2,035	Other	ADVANCED ERGONOMICS INC				40.00	506100	26411	PHYSICAL ABILITY TEST FOR ALEX UTLEY	Feb-2012
2,036	Other	ADVANCED ERGONOMICS INC				80.00	921003	26627	INV 26627 B SMITH & M GILLIAM	MAR-2012
2,037	Other	ADVANCED ERGONOMICS INC				40.00	506100	26628	CORRECT SALES TAX PHYSICAL ABILITIES TESTS FOR 3 GHENT EMPLOYEES	MAR-2012
2,038	Other	ADVANCED ERGONOMICS INC				40.00	506100	26628	CORRECT SALES TAX PHYSICAL ABILITIES TESTS FOR 3 GHENT EMPLOYEES	MAR-2012
2,039	Other	ADVANCED ERGONOMICS INC				40.00	506100	26628	CORRECT SALES TAX PHYSICAL ABILITIES TESTS FOR 3 GHENT EMPLOYEES	MAR-2012
2,040	Other	ADVANCED FIRE AND SAFETY				426.95	506100	6928	April fire extinguisher inspection	APR-2011
2,041	Other	ADVANCED FIRE AND SAFETY				39.90	506100	6928	April fire extinguisher inspection	APR-2011
2,042	Other	ADVANCED FIRE AND SAFETY				471.90	506100	6982	CORRECT SALES TAX	MAY-2011
2,043	Other	ADVANCED FIRE AND SAFETY				21.95	506100	6982	Green River -- May fire extinguisher & eye wash inspection	MAY-2011
2,044	Other	ADVANCED FIRE AND SAFETY				380.50	506100	7033	June fire extinguisher inspection	Jun-2011
2,045	Other	ADVANCED FIRE AND SAFETY				379.90	506100	7033	2 - 10# CO2 extinguishers	Jun-2011
2,046	Other	ADVANCED FIRE AND SAFETY				(940.50)	506100	7105	Green River -- Fire extinguisher & eye wash inspection - July	JUL-2011
2,047	Other	ADVANCED FIRE AND SAFETY				928.50	506100	7105	CORRECT SALES TAX Green River -- Fire extinguisher & eye wash inspection - July	JUL-2011
2,048	Other	ADVANCED FIRE AND SAFETY				896.00	506100	7105	Annual fire extinguisher inspection	JUL-2011
2,049	Other	ADVANCED FIRE AND SAFETY				32.50	506100	7105	Labor to inspect sprinkler valves	JUL-2011
2,050	Other	ADVANCED FIRE AND SAFETY				12.00	506100	7105	July eye wash inspection	JUL-2011
2,051	Other	ADVANCED FIRE AND SAFETY				12.00	506100	7105	Green CORRECT SALES TAX River -- Fire extinguisher & eye wash inspection - July	JUL-2011
2,052	Other	ADVANCED FIRE AND SAFETY				380.50	506100	7175	August Fire extinguisher inspection	AUG-2011
2,053	Other	ADVANCED FIRE AND SAFETY				348.00	506100	7214	CORRECT SALES TAX Green River -- September fire extinguisher & eye wash inspection	SEP-2011
2,054	Other	ADVANCED FIRE AND SAFETY				336.00	506100	7214	September fire extinguisher inspection - 224 units	SEP-2011
2,055	Other	ADVANCED FIRE AND SAFETY				32.50	506100	7214	Labor to inspect sprinkler valves	SEP-2011
2,056	Other	ADVANCED FIRE AND SAFETY				32.50	506100	7214	CORRECT SALES TAX Green River -- September fire extinguisher & eye wash inspection	SEP-2011
2,057	Other	ADVANCED FIRE AND SAFETY				12.00	506100	7214	September eye wash inspection - 8 units	SEP-2011
2,058	Other	ADVANCED FIRE AND SAFETY				393.45	506100	7331	November fire extinguisher inspection - 11/15/11	NOV-2011
2,059	Other	ADVANCED FIRE AND SAFETY				397.45	506100	7385	CORRECT SALES TAX Green River -- Dec. fire extinguisher & eye wash inspection	Dec-2011
2,060	Other	ADVANCED FIRE AND SAFETY				505.35	506100	7465	CORRECT SALES TAX Green River -- January fire extinguisher inspection	Jan-2012
2,061	Other	ADVANCED FIRE AND SAFETY				92.95	506100	7465	CORRECT SALES TAX Green River -- January fire extinguisher inspection	Jan-2012
2,062	Other	ADVANCED FIRE AND SAFETY				743.50	506100	7545	CORRECT SALES TAX Green River -- Feb. fire extinguisher & eye wash inspection	MAR-2012
2,063	Other	ADVANCED FIRE AND SAFETY				626.25	506100	7575	March fire extinguisher & eye wash inspection	MAR-2012
2,064	Other	ADVANCED GLOBAL COMMUNICATIONS INC				730.36	923100	49407	CORRECT SALES TAX	MAY-2011
2,065	Other	ADVANCED GLOBAL COMMUNICATIONS INC				3,923.29	921003	52898	Audio Conferencing Auto Mixer With Telephone Add, Auto Mixer	MAR-2012
2,066	Other	ADVANCED GLOBAL COMMUNICATIONS INC				1,995.00	921003	52898	AMX Reprogramming	MAR-2012
2,067	Other	ADVANCED GLOBAL COMMUNICATIONS INC				871.84	921003	52898	Audio Conferencing Auto Mixer With Telephone Add, Auto Mixer	MAR-2012
2,068	Other	ADVANCED GLOBAL COMMUNICATIONS INC				600.00	921003	52898	Av Installation	MAR-2012
2,069	Other	ADVANCED GLOBAL COMMUNICATIONS INC				133.00	921003	52898	Shipping	MAR-2012
2,070	Other	ADVANCED GLOBAL COMMUNICATIONS INC				133.00	921003	52898	Misc Material	MAR-2012
2,071	Other	ADVANCED GLOBAL COMMUNICATIONS INC				266.00	921003	52899	AMX Programming	MAR-2012
2,072	Other	ADVANCED GLOBAL COMMUNICATIONS INC				150.00	921003	52899	AV Installation	MAR-2012
2,073	Other	ADVANCED GLOBAL COMMUNICATIONS INC				458.00	921004	53358	CORRECT SALES TAX ADVANCED GLOBAL - MORGANFIELD - CONNECTED CABE TV AND TESTED FOR OPEN HOUSE. INVOICE 53358	Dec-2011
2,074	Other	ADVANCED GLOBAL COMMUNICATIONS INC				92.29	921004	54143	ADVANCED GLOBAL COMMUNICATIONS- LABOR TO CHECK ANS SYSTEM IN LGE CTR - RM 1202 WEST -INV #54143 DATED 2/7/2012	Feb-2012
2,075	Other	ADVANCED GLOBAL COMMUNICATIONS INC				1,726.83	921004	54501	ADVANCED GLOBAL - LABOR TO DEINSTALL 55" MONITOR AND MOUNT AND REINSTALL WITH SURROUND SOUND SYSTEM TO MONITOR (INV 54501)	MAR-2012
2,076	Other	ADVANCED LIGHTING SOLUTIONS LLC				16,595.02	921004	111104	CORRECT SALES TAX RETROFIT / REPLACE EXISTING LIGHTING AT KU DANVILLE BUSINESS OFFICE - SECOND FLOOR (NECESSARY TO REPLACE BAD WIRING)	NOV-2011
2,077	Other	ADVANCED LIGHTING SOLUTIONS LLC				11,063.35	921004	111104	CORRECT SALES TAX RETROFIT / REPLACE EXISTING LIGHTING AT KU DANVILLE BUSINESS OFFICE - SECOND FLOOR (NECESSARY TO REPLACE BAD WIRING)	NOV-2011

KENTUCKY UTILITIES COMPANY
Case No. 2012- 00221
Analysis of Professional Services Expenses For the Test Year

(A)	(B)	(C)	(D)	(E)	(F)	(G)	(H)	(I)		
Line No.	Type	Vendor	Rate Case	Audit	Other	Total	Account	Invoice	Description	Period
2,078	Other	ADVANCED LIGHTING SOLUTIONS LLC				11,630.36	921004	111113	CORRECT SALES TAX ALS - INV #111113 DATED 12/23/11 - REPLACE LIGHTING DANVILLE BUSINESS OFFICE	Dec-2011
2,079	Other	ADVANCED LIGHTING SOLUTIONS LLC				7,753.57	921004	111113	CORRECT SALES TAX ALS - INV #111113 DATED 12/23/11 - REPLACE LIGHTING DANVILLE BUSINESS OFFICE	Dec-2011
2,080	Other	AEROTEC LLC				(28,276.50)	571100	4234	pay invoice 4234	APR-2011
2,081	Other	AEROTEC LLC				641.25	571100	4941	pay invoice 4941	SEP-2011
2,082	Other	AEROTEC LLC				465.00	571100	5042	pay invoice 5042	Dec-2011
2,083	Other	AEROTEC LLC				1,360.00	571100	5275	pay invoice 5275	Dec-2011
2,084	Other	AETNA BUILDING MAINTENANCE INC				670.43	935403	86792	CORRECT SALES TAX	APR-2011
2,085	Other	AETNA BUILDING MAINTENANCE INC				100.57	935403	86792	CORRECT SALES TAX	APR-2011
2,086	Other	AETNA BUILDING MAINTENANCE INC				304.35	923100	87488	CORRECT SALES TAX	APR-2011
2,087	Other	AETNA BUILDING MAINTENANCE INC				45.65	923100	87488	CORRECT SALES TAX	APR-2011
2,088	Other	AETNA BUILDING MAINTENANCE INC				260.00	935403	87491	CORRECT SALES TAX	APR-2011
2,089	Other	AETNA BUILDING MAINTENANCE INC				39.00	935403	87491	CORRECT SALES TAX	APR-2011
2,090	Other	AETNA BUILDING MAINTENANCE INC				350.00	593001	87497	CORRECT ACCT SALES TAX	APR-2011
2,091	Other	AETNA BUILDING MAINTENANCE INC				26.03	935403	87615	CORRECT SALES TAX	APR-2011
2,092	Other	AETNA BUILDING MAINTENANCE INC				3.90	935403	87615	CORRECT SALES TAX	APR-2011
2,093	Other	AETNA BUILDING MAINTENANCE INC				26.03	935403	87616	CORRECT SALES TAX JANITORIAL SERVICES FOR VERSAILLES BUS. OFF.	JUL-2011
2,094	Other	AETNA BUILDING MAINTENANCE INC				3.90	935403	87616	CORRECT SALES TAX JANITORIAL SERVICES FOR VERSAILLES BUS. OFF.	JUL-2011
2,095	Other	AETNA BUILDING MAINTENANCE INC				87.97	935403	87625	CORRECT SALES TAX	MAY-2011
2,096	Other	AETNA BUILDING MAINTENANCE INC				13.20	935403	87625	CORRECT SALES TAX	MAY-2011
2,097	Other	AETNA BUILDING MAINTENANCE INC				350.00	583001	88083	CORRECT SALES TAX	APR-2011
2,098	Other	AETNA BUILDING MAINTENANCE INC				688.00	903030	88086	CORRECT SALES TAX	APR-2011
2,099	Other	AETNA BUILDING MAINTENANCE INC				339.24	903030	88194	CORRECT SALES TAX	APR-2011
2,100	Other	AETNA BUILDING MAINTENANCE INC				258.63	935403	88313	CORRECT SALES TAX	APR-2011
2,101	Other	AETNA BUILDING MAINTENANCE INC				38.79	935403	88313	CORRECT SALES TAX	APR-2011
2,102	Other	AETNA BUILDING MAINTENANCE INC				11,585.37	921003	88354	CORRECT SALES TAX	APR-2011
2,103	Other	AETNA BUILDING MAINTENANCE INC				1,737.81	921003	88354	CORRECT SALES TAX	APR-2011
2,104	Other	AETNA BUILDING MAINTENANCE INC				4.69	923900	88532	CORRECT SALES TAX	APR-2011
2,105	Other	AETNA BUILDING MAINTENANCE INC				22.83	935403	88533	CORRECT SALES TAX	APR-2011
2,106	Other	AETNA BUILDING MAINTENANCE INC				3.42	935403	88533	CORRECT SALES TAX	APR-2011
2,107	Other	AETNA BUILDING MAINTENANCE INC				29.12	935403	88535	CORRECT SALES TAX	MAY-2011
2,108	Other	AETNA BUILDING MAINTENANCE INC				4.37	935403	88535	CORRECT SALES TAX	MAY-2011
2,109	Other	AETNA BUILDING MAINTENANCE INC				22.88	935403	88536	CORRECT SALES TAX	APR-2011
2,110	Other	AETNA BUILDING MAINTENANCE INC				22.87	935403	88536	CORRECT SALES TAX	APR-2011
2,111	Other	AETNA BUILDING MAINTENANCE INC				11.90	588100	88537	CORRECT SALES TAX	APR-2011
2,112	Other	AETNA BUILDING MAINTENANCE INC				26.38	935403	88538	CORRECT SALES TAX	APR-2011
2,113	Other	AETNA BUILDING MAINTENANCE INC				26.37	935403	88538	CORRECT SALES TAX	APR-2011
2,114	Other	AETNA BUILDING MAINTENANCE INC				23.43	935403	88539	CORRECT SALES TAX	APR-2011
2,115	Other	AETNA BUILDING MAINTENANCE INC				3.52	935403	88539	CORRECT SALES TAX	APR-2011
2,116	Other	AETNA BUILDING MAINTENANCE INC				6.43	935403	88540	CORRECT SALES TAX	APR-2011
2,117	Other	AETNA BUILDING MAINTENANCE INC				0.97	935403	88540	CORRECT SALES TAX	APR-2011
2,118	Other	AETNA BUILDING MAINTENANCE INC				29.61	935403	88541	CORRECT SALES TAX	APR-2011
2,119	Other	AETNA BUILDING MAINTENANCE INC				4.44	935403	88541	CORRECT SALES TAX	APR-2011
2,120	Other	AETNA BUILDING MAINTENANCE INC				41.91	935403	88542	CORRECT SALES TAX	APR-2011
2,121	Other	AETNA BUILDING MAINTENANCE INC				6.29	935403	88542	CORRECT SALES TAX	APR-2011
2,122	Other	AETNA BUILDING MAINTENANCE INC				47.00	935403	88543	CORRECT SALES TAX	APR-2011
2,123	Other	AETNA BUILDING MAINTENANCE INC				7.05	935403	88543	CORRECT SALES TAX	APR-2011
2,124	Other	AETNA BUILDING MAINTENANCE INC				33.33	935403	88544	CORRECT SALES TAX	APR-2011
2,125	Other	AETNA BUILDING MAINTENANCE INC				5.00	935403	88544	CORRECT SALES TAX	APR-2011
2,126	Other	AETNA BUILDING MAINTENANCE INC				14.78	935403	88545	CORRECT SALES TAX	APR-2011
2,127	Other	AETNA BUILDING MAINTENANCE INC				2.22	935403	88545	CORRECT SALES TAX	APR-2011
2,128	Other	AETNA BUILDING MAINTENANCE INC				28.00	935403	88546	CORRECT SALES TAX	APR-2011
2,129	Other	AETNA BUILDING MAINTENANCE INC				4.20	935403	88546	CORRECT SALES TAX	APR-2011
2,130	Other	AETNA BUILDING MAINTENANCE INC				31.22	935403	88547	CORRECT SALES TAX	APR-2011
2,131	Other	AETNA BUILDING MAINTENANCE INC				4.68	935403	88547	CORRECT SALES TAX	APR-2011
2,132	Other	AETNA BUILDING MAINTENANCE INC				32.30	935403	88548	CORRECT SALES TAX	APR-2011
2,133	Other	AETNA BUILDING MAINTENANCE INC				4.85	935403	88548	CORRECT SALES TAX	APR-2011
2,134	Other	AETNA BUILDING MAINTENANCE INC				27.30	935403	88549	CORRECT SALES TAX	MAY-2011
2,135	Other	AETNA BUILDING MAINTENANCE INC				4.10	935403	88549	CORRECT SALES TAX	MAY-2011

KENTUCKY UTILITIES COMPANY
Case No. 2012- 00221
Analysis of Professional Services Expenses For the Test Year

(A)	(B)	(C)	(D)	(E)	(F)	(G)	(H)	(I)		
Line No.	Type	Vendor	Rate Case	Audit	Other	Total	Account	Invoice	Description	Period
2,136	Other	AETNA BUILDING MAINTENANCE INC				3.74	588100	88550	CORRECT SALES TAX	APR-2011
2,137	Other	AETNA BUILDING MAINTENANCE INC				0.56	588100	88550	CORRECT SALES TAX	APR-2011
2,138	Other	AETNA BUILDING MAINTENANCE INC				41.26	935403	88551	CORRECT SALES TAX	APR-2011
2,139	Other	AETNA BUILDING MAINTENANCE INC				6.19	935403	88551	CORRECT SALES TAX	APR-2011
2,140	Other	AETNA BUILDING MAINTENANCE INC				13.74	935403	88552	CORRECT SALES TAX	APR-2011
2,141	Other	AETNA BUILDING MAINTENANCE INC				2.06	935403	88552	CORRECT SALES TAX	APR-2011
2,142	Other	AETNA BUILDING MAINTENANCE INC				15.22	923100	88553	CORRECT SALES TAX	APR-2011
2,143	Other	AETNA BUILDING MAINTENANCE INC				2.28	923100	88553	CORRECT SALES TAX	APR-2011
2,144	Other	AETNA BUILDING MAINTENANCE INC				13.00	935403	88556	CORRECT SALES TAX	APR-2011
2,145	Other	AETNA BUILDING MAINTENANCE INC				1.95	935403	88556	CORRECT SALES TAX	APR-2011
2,146	Other	AETNA BUILDING MAINTENANCE INC				50.87	935403	88557	CORRECT SALES TAX	APR-2011
2,147	Other	AETNA BUILDING MAINTENANCE INC				7.63	935403	88557	CORRECT SALES TAX	APR-2011
2,148	Other	AETNA BUILDING MAINTENANCE INC				16.17	583001	88558	CORRECT SALES TAX	MAY-2011
2,149	Other	AETNA BUILDING MAINTENANCE INC				2.43	583001	88558	CORRECT SALES TAX	MAY-2011
2,150	Other	AETNA BUILDING MAINTENANCE INC				6.17	588100	88559	CORRECT SALES TAX	MAY-2011
2,151	Other	AETNA BUILDING MAINTENANCE INC				0.93	588100	88559	CORRECT SALES TAX	MAY-2011
2,152	Other	AETNA BUILDING MAINTENANCE INC				10.39	583001	88560	CORRECT SALES TAX	APR-2011
2,153	Other	AETNA BUILDING MAINTENANCE INC				1.56	583001	88560	CORRECT SALES TAX	APR-2011
2,154	Other	AETNA BUILDING MAINTENANCE INC				6.61	583001	88561	JANITORIAL SERVICES FOR SOMERSET STRM. 2010-2014	APR-2011
2,155	Other	AETNA BUILDING MAINTENANCE INC				0.99	583001	88561	JANITORIAL SERVICES FOR SOMERSET STRM. 2010-2014	APR-2011
2,156	Other	AETNA BUILDING MAINTENANCE INC				17.50	593001	88562	Aetna - April Janitorial for Harlan Storeroom	APR-2011
2,157	Other	AETNA BUILDING MAINTENANCE INC				6.26	935403	88563	CORRECT SALES TAX	APR-2011
2,158	Other	AETNA BUILDING MAINTENANCE INC				0.94	935403	88563	CORRECT SALES TAX	APR-2011
2,159	Other	AETNA BUILDING MAINTENANCE INC				6.85	935403	88564	CORRECT SALES TAX	APR-2011
2,160	Other	AETNA BUILDING MAINTENANCE INC				7.87	935403	88565	CORRECT SALES TAX	APR-2011
2,161	Other	AETNA BUILDING MAINTENANCE INC				0.88	935403	88565	CORRECT SALES TAX	APR-2011
2,162	Other	AETNA BUILDING MAINTENANCE INC				23.74	935402	88566	CORRECT SALES TAX	APR-2011
2,163	Other	AETNA BUILDING MAINTENANCE INC				3.56	935402	88566	CORRECT SALES TAX	APR-2011
2,164	Other	AETNA BUILDING MAINTENANCE INC				29.30	935403	88567	CORRECT SALES TAX	APR-2011
2,165	Other	AETNA BUILDING MAINTENANCE INC				4.40	935403	88567	CORRECT SALES TAX	APR-2011
2,166	Other	AETNA BUILDING MAINTENANCE INC				978.94	921003	88570	CORRECT SALES TAX	APR-2011
2,167	Other	AETNA BUILDING MAINTENANCE INC				146.84	921003	88570	CORRECT SALES TAX	APR-2011
2,168	Other	AETNA BUILDING MAINTENANCE INC				29.00	935402	88572	CORRECT SALES TAX JANITORIAL SERVICES AT LEXINGTON SUBSTATION OFFICE FROM 2010 - 2014	JUL-2011
2,169	Other	AETNA BUILDING MAINTENANCE INC				4.35	935402	88572	CORRECT SALES TAX JANITORIAL SERVICES AT LEXINGTON SUBSTATION OFFICE FROM 2010 - 2014	JUL-2011
2,170	Other	AETNA BUILDING MAINTENANCE INC				35.04	935403	88573	CORRECT SALES TAX	APR-2011
2,171	Other	AETNA BUILDING MAINTENANCE INC				5.26	935403	88573	CORRECT SALES TAX	APR-2011
2,172	Other	AETNA BUILDING MAINTENANCE INC				6.13	935402	88574	CORRECT SALES TAX	APR-2011
2,173	Other	AETNA BUILDING MAINTENANCE INC				0.92	935402	88574	CORRECT SALES TAX	APR-2011
2,174	Other	AETNA BUILDING MAINTENANCE INC				14.78	935402	88575	CORRECT SALES TAX	MAY-2011
2,175	Other	AETNA BUILDING MAINTENANCE INC				2.22	935402	88575	CORRECT SALES TAX	MAY-2011
2,176	Other	AETNA BUILDING MAINTENANCE INC				35.04	935403	88576	CORRECT SALES TAX	APR-2011
2,177	Other	AETNA BUILDING MAINTENANCE INC				5.26	935403	88576	CORRECT SALES TAX	APR-2011
2,178	Other	AETNA BUILDING MAINTENANCE INC				20.24	598100	88577	CORRECT SALES TAX JANITORIAL SERVICES FOR RICHMOND STRM. 2010-2014	JUL-2011
2,179	Other	AETNA BUILDING MAINTENANCE INC				3.03	598100	88577	CORRECT SALES TAX JANITORIAL SERVICES FOR RICHMOND STRM. 2010-2014	JUL-2011
2,180	Other	AETNA BUILDING MAINTENANCE INC				45.15	588100	88578	CORRECT SALES TAX	MAY-2011
2,181	Other	AETNA BUILDING MAINTENANCE INC				6.75	588100	88578	CORRECT SALES TAX	MAY-2011
2,182	Other	AETNA BUILDING MAINTENANCE INC				22.43	935403	88579	CORRECT SALES TAX	MAY-2011
2,183	Other	AETNA BUILDING MAINTENANCE INC				3.37	935403	88579	CORRECT SALES TAX	MAY-2011
2,184	Other	AETNA BUILDING MAINTENANCE INC				26.57	935403	88580	CORRECT SALES TAX	MAY-2011
2,185	Other	AETNA BUILDING MAINTENANCE INC				3.99	935403	88580	CORRECT SALES TAX	MAY-2011
2,186	Other	AETNA BUILDING MAINTENANCE INC				24.16	935403	88581	CORRECT SALES TAX	APR-2011
2,187	Other	AETNA BUILDING MAINTENANCE INC				3.62	935403	88581	CORRECT SALES TAX	APR-2011
2,188	Other	AETNA BUILDING MAINTENANCE INC				50.35	921003	88582	CORRECT SALES TAX	APR-2011
2,189	Other	AETNA BUILDING MAINTENANCE INC				7.55	921003	88582	CORRECT SALES TAX	APR-2011
2,190	Other	AETNA BUILDING MAINTENANCE INC				53.70	935403	88583	CORRECT SALES TAX	MAY-2011
2,191	Other	AETNA BUILDING MAINTENANCE INC				8.06	935403	88583	CORRECT SALES TAX	MAY-2011

KENTUCKY UTILITIES COMPANY
Case No. 2012- 00221
Analysis of Professional Services Expenses For the Test Year

(A)	(B)	(C)	(D)	(E)	(F)	(G)	(H)	(I)		
Line No.	Type	Vendor	Rate Case	Audit	Other	Total	Account	Invoice	Description	Period
2,192	Other	AETNA BUILDING MAINTENANCE INC				13.91	588100	88584	CORRECT SALES TAX	APR-2011
2,193	Other	AETNA BUILDING MAINTENANCE INC				2.09	588100	88584	CORRECT SALES TAX	APR-2011
2,194	Other	AETNA BUILDING MAINTENANCE INC				20.24	598100	88585	CORRECT SALES TAX	APR-2011
2,195	Other	AETNA BUILDING MAINTENANCE INC				3.03	598100	88585	CORRECT SALES TAX	APR-2011
2,196	Other	AETNA BUILDING MAINTENANCE INC				670.43	935403	88653	CORRECT SALES TAX	APR-2011
2,197	Other	AETNA BUILDING MAINTENANCE INC				100.57	935403	88653	CORRECT SALES TAX	APR-2011
2,198	Other	AETNA BUILDING MAINTENANCE INC				27.83	935403	88694	CORRECT SALES TAX	APR-2011
2,199	Other	AETNA BUILDING MAINTENANCE INC				4.17	935403	88694	CORRECT SALES TAX	APR-2011
2,200	Other	AETNA BUILDING MAINTENANCE INC				1,021.97	921003	88699	CORRECT SALES TAX	APR-2011
2,201	Other	AETNA BUILDING MAINTENANCE INC				153.30	921003	88699	CORRECT SALES TAX	APR-2011
2,202	Other	AETNA BUILDING MAINTENANCE INC				579.13	921003	88844	CORRECT SALES TAX	MAY-2011
2,203	Other	AETNA BUILDING MAINTENANCE INC				86.87	921003	88844	CORRECT SALES TAX	MAY-2011
2,204	Other	AETNA BUILDING MAINTENANCE INC				48.95	921003	88846	CORRECT SALES TAX	MAY-2011
2,205	Other	AETNA BUILDING MAINTENANCE INC				7.34	921003	88846	CORRECT SALES TAX	MAY-2011
2,206	Other	AETNA BUILDING MAINTENANCE INC				64.85	935403	89068	CORRECT SALES TAX	MAY-2011
2,207	Other	AETNA BUILDING MAINTENANCE INC				9.73	935403	89068	CORRECT SALES TAX	MAY-2011
2,208	Other	AETNA BUILDING MAINTENANCE INC				(1,125.78)	921003	J001-0110-0911 Adjustment USD	AETNA BUILDING MAINTENANCE	SEP-2011
2,209	Other	AETNA BUILDING MAINTENANCE INC				844.53	935403	J001-0110-0911 Adjustment USD	AETNA BUILDING MAINTENANCE	SEP-2011
2,210	Other	AETNA BUILDING MAINTENANCE INC				(179.25)	903030	J001-0110-0911 Adjustment USD	AETNA BUILDING MAINTENANCE	SEP-2011
2,211	Other	AETNA BUILDING MAINTENANCE INC				(53.28)	935403	J001-0110-0911 Adjustment USD	AETNA BUILDING MAINTENANCE	SEP-2011
2,212	Other	AETNA BUILDING MAINTENANCE INC				45.39	583001	J001-0110-0911 Adjustment USD	AETNA BUILDING MAINTENANCE	SEP-2011
2,213	Other	AETNA BUILDING MAINTENANCE INC				(1,027.00)	903030	Reverses *J703-0020-0311 Adjustment USD	Aetna Building Maintenance	APR-2011
2,214	Other	AETNA BUILDING MAINTENANCE INC				(17,000.00)	903030	Reverses *J703-0110-0311 Adjustment USD	Aetna Building Maintenance	APR-2011
2,215	Other	AETNA BUILDING MAINTENANCE INC				(1,600.00)	903030	Reverses *J703-0110-0311 Adjustment USD	Aenta	APR-2011
2,216	Other	AETNA BUILDING MAINTENANCE INC				(1,200.00)	903030	Reverses *J703-0110-0311 Adjustment USD	Aetna Building Maintenance	APR-2011
2,217	Other	AIR LIQUIDE AMERICA SPECIALTY GASES LLC				280.00	513100	45149581	REPAIR TAG 30326 MODEL HARRIS 8700 CGA 580	Feb-2012
2,218	Other	AIR MONITOR CORP				200.00	512100	07478001	LABOR TO EVALUATE WO#060099, S/N 060099G CAMM	APR-2011
2,219	Other	AIR MONITOR CORP				200.00	512100	07478001	LABOR TO EVALUATE WO#061358, S/N 061358B CAMM	APR-2011
2,220	Other	AIR MONITOR CORP				400.00	512100	07790101	EVALUATE/REPAIR CAMM TRANSMITTER S/N 060099D	MAR-2012
2,221	Other	AIR TECHNOLOGIES				9,076.50	506100	962407300	LABOR AND MATERIAL TO SERVICE THREE AIR COMPRESSORS	MAY-2011
2,222	Other	AIR TECHNOLOGIES				555.00	513100	962430100	LABOR TO REPAIR 1-4 CONTROL AIR COMPRESSOR	Jun-2011
2,223	Other	AIR TECHNOLOGIES				2,800.00	513100	962431100	LABOR TO REPAIR U1 CAC 1-4 ZT110 COMPRESSOR	MAY-2011
2,224	Other	AIR TECHNOLOGIES				700.00	512102	962431100	LABOR TO REPAIR 1-1 ZT30 COMPRESSOR	MAY-2011
2,225	Other	AIR TECHNOLOGIES				700.00	512102	962431100	LABOR TO REPAIR 1-2 ZT30 COMPRESSOR	MAY-2011
2,226	Other	AIR TECHNOLOGIES				655.00	512102	962431100	LABOR TO REPAIR U3 SO3 #3-1A ZT30 COMPRESSOR	MAY-2011
2,227	Other	AIR TECHNOLOGIES				455.00	512102	962431100	LABOR TO REPAIR U4 SO3 #4-1A ZT30 COMPRESSOR	MAY-2011
2,228	Other	AIR TECHNOLOGIES				400.00	512102	962431100	LABOR TO REPAIR #4-1B ZT30 COMPRESSOR	MAY-2011
2,229	Other	AIR TECHNOLOGIES				340.00	512101	962431100	LABOR TO REPAIR AMMONIA FARM #1 SF11 COMPRESSOR	MAY-2011
2,230	Other	AIR TECHNOLOGIES				255.00	512102	962431100	LABOR TO REPAIR U2 SO3 MOBILE TRAILER U2 GA15 COMPRESSOR	MAY-2011
2,231	Other	AIR TECHNOLOGIES				200.00	512102	962431100	LABOR TO REPAIR #3-1B ZT30	MAY-2011
2,232	Other	AIR TECHNOLOGIES				1,113.05	512005	962454800	PARTS & LABOR TO SERVICE O-2 CONTROL AIR DRYER OUTLET VALVE	AUG-2011
2,233	Other	AIR TECHNOLOGIES				971.24	506100	962462200	LABOR TO REPAIR CONTROL ROOM AIR COMPRESSOR	Jun-2011
2,234	Other	AIR TECHNOLOGIES				(194.24)	506100	962462200	CORRECT ACCOUNT DISTRIBUTION	Jun-2011
2,235	Other	AIR TECHNOLOGIES				2,340.00	512005	962479100	LABOR TO PROVIDE ANNUAL SERVICE ON 2 I-R OIL FREE AIR COMPRESSORS (BROWN FGD)	AUG-2011
2,236	Other	AIR TECHNOLOGIES				362.70	512005	962479100	TRIP CHARGES FOR SERVICE ON 2 COMPRESSORS	AUG-2011
2,237	Other	AIR TECHNOLOGIES				2,520.00	513100	962479600	SERVICE REP. FOR U4 AIR DRYER REPAIRS	JUL-2011
2,238	Other	AIR TECHNOLOGIES				720.90	512100	962487700	LABOR FOR 3-1 SBAC BOOSTER COMPRESSOR	SEP-2011
2,239	Other	AIR TECHNOLOGIES				(5.00)	512100	962487700	INVOICE 962487700	SEP-2011
2,240	Other	AIR TECHNOLOGIES				1,260.00	512005	962517300	LABOR TO PERFORM SERVICE ON FIVE (5) COMPRESSORS. SERVICE SHALL BE PERFORMED ON U4, U3, U2, U1 STACK 1 COMPRESSORS AND ALSO ON THE ASH BOOSTER BUILDING COMPRESSORS	AUG-2011
2,241	Other	AIR TECHNOLOGIES				770.00	513100	962546900	LABOR TO REPAIR ATLAS COPCO MODEL NO. ZT110 S/N AIF080-374	SEP-2011
2,242	Other	AIR TECHNOLOGIES				660.00	512102	962546900	LABOR TO REPAIR ATLAS COPCO MODEL NO. ZT30 (3-1B) S/N A11707-884	SEP-2011
2,243	Other	AIR TECHNOLOGIES				465.00	512102	962546900	LABOR TO REPAIR ATLAS COPCO MODEL NO. ZT30 (4-1B) S/N A11707-891	SEP-2011
2,244	Other	AIR TECHNOLOGIES				460.00	512102	962546900	LABOR TO REPAIR ATLAS COPCO MODEL NO. ZT30 (1-1) S/N API781-131	SEP-2011
2,245	Other	AIR TECHNOLOGIES				460.00	512102	962546900	LABOR TO REPAIR ATLAS COPCO MODEL NO. ZT30 (1-2) S/N API781-076	SEP-2011
2,246	Other	AIR TECHNOLOGIES				320.00	512102	962546900	LABOR TO REPAIR ATLAS COPCO MODEL NO. GA15P-125FM (U-2) S/N WUX581-138	SEP-2011
2,247	Other	AIR TECHNOLOGIES				265.00	512102	962546900	LABOR TO REPAIR ATLAS COPCO MODEL NO. ZT30 (4-1A) S/N A11707-890	SEP-2011

KENTUCKY UTILITIES COMPANY
Case No. 2012- 00221
Analysis of Professional Services Expenses For the Test Year

(A)	(B)	(C)	(D)	(E)	(F)	(G)	(H)	(I)		
Line No.	Type	Vendor	Rate Case	Audit	Other	Total	Account	Invoice	Description	Period
2,248	Other	AIR TECHNOLOGIES				260.00	512102	962546900	LABOR TO REPAIR ATLAS COPCO MODEL NO. ZT30 (3-1A) S/N AII707-883	SEP-2011
2,249	Other	AIR TECHNOLOGIES				230.00	512101	962546900	LABOR TO REPAIR ATLAS COPCO MODEL NO. SF11 (#1) AII503-033	SEP-2011
2,250	Other	AIR TECHNOLOGIES				230.00	512101	962546900	LABOR TO REPAIR ATLAS COPCO MODEL NO. SF11 (#2) AII503-034	SEP-2011
2,251	Other	AIR TECHNOLOGIES				452.50	512101	962570300	CORRECT SALES TAX LABOR/MATERIAL TO REPLACE HEAT SENSOR AND INSPECTION OF AMMONIA FARM #1 COMPRESSOR	Feb-2012
2,252	Other	AIR TECHNOLOGIES				4,153.11	513100	962577400	LABOR, EQUIPMENT AND MATERIAL TO REPAIR COMPRESSOR	NOV-2011
2,253	Other	AIR TECHNOLOGIES				(201.73)	513100	962577400	INVOICE 962577400	NOV-2011
2,254	Other	AIR TECHNOLOGIES				620.28	513100	962603900	LABOR & MATERIAL TO REPAIR 1-1 STATION AIR COMPRESSOR COOLER	Dec-2011
2,255	Other	AIR TECHNOLOGIES				589.03	513100	962627300	LABOR & MATERIAL TO REPAIR 3-2 STATION AIR COMPRESSOR	Dec-2011
2,256	Other	AIR TECHNOLOGIES				(21.88)	513100	962627300	INVOICE 962627300	Dec-2011
2,257	Other	AIR TECHNOLOGIES				650.46	513100	962630100	REPAIR 1-4 CAC	Feb-2012
2,258	Other	AIR TECHNOLOGIES				2,146.25	513100	962656700	LABOR TO PERFORM SERVICE ON FIVE (5) COMPRESSORS. SERVICE SHALL BE PERFORMED ON U4, U3, U2, U1 STACK 1 COMPRESSORS AND ALSO ON THE ASH BOOSTER BUILDING COMPRESSORS.	Jan-2012
2,259	Other	AIR TECHNOLOGIES				16,550.00	512152	962686400	SERVICE AIR COMPRESSOR (1ST QUARTER)	Feb-2012
2,260	Other	AIR TECHNOLOGIES				27,230.00	513100	962697500	Provide technical support, labor and material to perform annual service and inspection on all Atlas Copco compressors at the EW Brown Station with the exception of the Atlas Copco Graft Pelle Bosster compressor	Feb-2012
2,261	Other	AIR TECHNOLOGIES				279.89	512100	962706300	LABOR & MATERIAL TO CHANGE MOTOR COUPLING	Feb-2012
2,262	Other	AIR TECHNOLOGIES				3.61	512100	962706300	INVOICE 962706300	Feb-2012
2,263	Other	AIR TECHNOLOGIES				1,075.55	512100	962718900	LABOR & MATERIAL TO REPAIR LEAK ON 3-2 SOOT BLOWING AIR COMPRESSOR DRYER	MAR-2012
2,264	Other	AIR TECHNOLOGIES				(164.90)	512100	962718900	INVOICE 962718900	MAR-2012
2,265	Other	AIRGAS MID AMERICA				154.00	511100	434407-00-20763	Welding machine repair labor	APR-2011
2,266	Other	AIRGAS MID AMERICA				100.00	511100	434407-00-20763	Engine service labor	APR-2011
2,267	Other	ALISON AND ASSOCIATES				486.43	921903	LGE2295	CORRECT SALES TAX	MAY-2011
2,268	Other	ALLEN REFRACTORIES CO				50,076.00	512100	56751	UNIT 3 REFRACTORY REPAIRS	MAY-2011
2,269	Other	ALLEN REFRACTORIES CO				33,384.00	512100	56751	UNIT 3 REFRACTORY REPAIRS	MAY-2011
2,270	Other	ALLIANCE ONE				(14.02)	903022	J001-0100-1011 Adjustment USD	ALLIANCE ONE	OCT-2011
2,271	Other	Alliance One				7,500.00	903035	J703-0110-0312 Adjustment USD	Alliance One	MAR-2012
2,272	Other	ALLIANCE ONE				(7,000.00)	903022	Reverses *J703-0110-0311 Adjustment USD	Alliance One	APR-2011
2,273	Other	ALLIED TECHNICAL SERVICES INC				390.00	511100	R129042	RENTAL OF GODWIN CD150M, 6" PUMP FOR ONE MONT	OCT-2011
2,274	Other	ALLIED TECHNICAL SERVICES INC				437.00	512100	R129745	CORRECT SALES TAX RENTAL FROM 2/24/12 TO 3/22/12 OF 8" PUMP AND ADAPTORS	MAR-2012
2,275	Other	ALLIED TECHNICAL SERVICES INC				1,355.00	514100	SI16730	LABOR TO OVERHAUL 6" DIESEL TRASH PUMP CH&E MODEL 2986T	APR-2011
2,276	Other	ALLIED TECHNICAL SERVICES INC				3,500.00	513100	SI16821	DIVE AND CLEAN INTAKE BARS ON U1 & 2 LPSW INTAKE SCREENS	Jun-2011
2,277	Other	ALLIED TECHNICAL SERVICES INC				5,775.00	513100	SI16856	EMERGENCY DIVE SERVICES FOR UNIT 1 & 2 TRAVELING WATER SCREEN BACK WASH STRAINERS	JUL-2011
2,278	Other	ALLIED TECHNICAL SERVICES INC				4,105.00	513100	SI16884	EMERGENCY DIVING SERVICES JULY 30, 2011 FOR U1/U2 LPSW PUMP INTAKE BAR	AUG-2011
2,279	Other	ALLIED TECHNICAL SERVICES INC				2,727.00	513100	SI16922	DIVING SERVICES TO SEAL OFF STOP LOG (8/8/2011)	OCT-2011
2,280	Other	ALLIED TECHNICAL SERVICES INC				2,223.00	513100	SI17145	LABOR TO CLEAN AREA AT 3-1 TRAVELING WATER SCREEN	Feb-2012
2,281	Other	ALPHA MECHANICAL SERVICE INC				680.00	511100	97426	PAYMENT OF INVOICE #97426--REPAIR UNIT 1 PRECIP TR ROOM SERVICE A/C	APR-2011
2,282	Other	ALPHA MECHANICAL SERVICE INC				172.76	511100	97426	PAYMENT OF INVOICE #97426--REPAIR UNIT 1 PRECIP TR ROOM SERVICE A/C	APR-2011
2,283	Other	ALPHA MECHANICAL SERVICE INC				1,088.00	511100	97431	PAYMENT OF INVOICE #97431--2-2 PRECIP EAST AND WEST A/C SERVICE	APR-2011
2,284	Other	ALPHA MECHANICAL SERVICE INC				217.12	511100	97431	PAYMENT OF INVOICE #97431--2-2 PRECIP EAST AND WEST A/C SERVICE	APR-2011
2,285	Other	ALPHA MECHANICAL SERVICE INC				1,598.00	511100	97432	2-1 EAST PRECIP A/C	MAY-2011
2,286	Other	ALPHA MECHANICAL SERVICE INC				604.05	511100	97432	2-1 EAST PRECIP A/C	MAY-2011
2,287	Other	ALPHA MECHANICAL SERVICE INC				2,516.00	511100	98013	PAYMENT OF INVOICE #98013--REPAIR REFRIGERANT LEAK 4TH FLOOR CHILLER UNIT 1	OCT-2011
2,288	Other	ALPHA MECHANICAL SERVICE INC				2,272.98	511100	98013	PAYMENT OF INVOICE #98013--REPAIR REFRIGERANT LEAK 4TH FLOOR CHILLER UNIT 1	OCT-2011
2,289	Other	ALPHA MECHANICAL SERVICE INC				666.54	511100	98758	REPAIR U1/2 A/C	APR-2011
2,290	Other	ALPHA MECHANICAL SERVICE INC				646.00	511100	98758	REPAIR U1/2 A/C	APR-2011
2,291	Other	ALPHA MECHANICAL SERVICE INC				4,613.84	511100	98759	PAYMENT OF INVOICE #98759--SCRUBBER 4TH FLOOR A/C UNITS A & B	APR-2011
2,292	Other	ALPHA MECHANICAL SERVICE INC				4,148.00	511100	98759	PAYMENT OF INVOICE #98759--SCRUBBER 4TH FLOOR A/C UNITS A & B	APR-2011
2,293	Other	ALPHA MECHANICAL SERVICE INC				3,449.82	511100	98760	PAYMENT OF INVOICE #98760--REPAIR SCRUBBER 2ND FLOOR UNITS A & B	APR-2011
2,294	Other	ALPHA MECHANICAL SERVICE INC				2,856.00	511100	98760	PAYMENT OF INVOICE #98760--REPAIR SCRUBBER 2ND FLOOR UNITS A & B	APR-2011

KENTUCKY UTILITIES COMPANY
Case No. 2012- 00221
Analysis of Professional Services Expenses For the Test Year

(A)	(B)	(C)	(D)	(E)	(F)	(G)	(H)	(I)		
Line No.	Type	Vendor	Rate Case	Audit	Other	Total	Account	Invoice	Description	Period
2,295	Other	ALPHA MECHANICAL SERVICE INC				544.00	511100	99030	PAYMENT OF INVOICE #99030--JOB TRAILER A/C NOT WORKING	APR-2011
2,296	Other	ALPHA MECHANICAL SERVICE INC				49.00	511100	99030	PAYMENT OF INVOICE #99030--JOB TRAILER A/C NOT WORKING	APR-2011
2,297	Other	ALPHA MECHANICAL SERVICE INC				4,624.00	511100	99361	CLEANED ALL CONDENSERS ON SCRUBBER HOUSE 1-2	Jun-2011
2,298	Other	ALPHA MECHANICAL SERVICE INC				1,537.82	511100	99361	CLEANED ALL CONDENSERS ON SCRUBBER HOUSE 1-2	Jun-2011
2,299	Other	ALPHA MECHANICAL SERVICE INC				2,720.00	511100	99362	SERVICE A/C IN PLANNING OFFICE	APR-2011
2,300	Other	ALPHA MECHANICAL SERVICE INC				502.66	511100	99362	SERVICE A/C IN PLANNING OFFICE	APR-2011
2,301	Other	ALPHA MECHANICAL SERVICE INC				3,842.00	511100	99988	LABOR FOR REPAIRS PERFORMED ON GYPSUM TANK	SEP-2011
2,302	Other	ALPHA MECHANICAL SERVICE INC				3,808.56	511100	99988	EQUIPMENT/MATERIAL	SEP-2011
2,303	Other	ALPHA MECHANICAL SERVICE INC				2,026.55	511100	100557	MATERIAL TO REPAIR GYPSUM TANK FARM REPLACE BLOWER MOTOR	AUG-2011
2,304	Other	ALPHA MECHANICAL SERVICE INC				1,318.00	511100	100557	LABOR TO REPAIR GYPSUM TANK FARM REPLACE BLOWER MOTOR	AUG-2011
2,305	Other	ALPHA MECHANICAL SERVICE INC				238.00	511100	100697	U3 & 4 ELECTRICAL SHOP A/C	Jun-2011
2,306	Other	ALPHA MECHANICAL SERVICE INC				139.63	511100	100697	U3 & 4 ELECTRICAL SHOP A/C	Jun-2011
2,307	Other	ALPHA MECHANICAL SERVICE INC				340.00	512005	100900	UNIT 3 ELECTRICAL ROOM A/C	NOV-2011
2,308	Other	ALPHA MECHANICAL SERVICE INC				210.93	512005	100900	UNIT 3 ELECTRICAL ROOM A/C	NOV-2011
2,309	Other	ALPHA MECHANICAL SERVICE INC				612.00	511100	101252	PAYMENT OF INVOICE #101252--REPAIR WEST PRECIP A/C & EAST PRECIP A/C	Jun-2011
2,310	Other	ALPHA MECHANICAL SERVICE INC				112.66	511100	101252	PAYMENT OF INVOICE #101252--REPAIR WEST PRECIP A/C & EAST PRECIP A/C	Jun-2011
2,311	Other	ALPHA MECHANICAL SERVICE INC				1,768.00	512100	101537	PAYMENT OF INVOICE #101537--VFD DRIVE/LOOK AT A/C	SEP-2011
2,312	Other	ALPHA MECHANICAL SERVICE INC				377.37	512100	101537	PAYMENT OF INVOICE #101537--VFD DRIVE/LOOK AT A/C	SEP-2011
2,313	Other	ALPHA MECHANICAL SERVICE INC				544.00	511100	101613	PAYMENT OF INVOICE #101613--U1 & 2 SCRUBBER LOCKER ROOM	Jun-2011
2,314	Other	ALPHA MECHANICAL SERVICE INC				49.00	511100	101613	PAYMENT OF INVOICE #101613--U1 & 2 SCRUBBER LOCKER ROOM	Jun-2011
2,315	Other	ALPHA MECHANICAL SERVICE INC				408.00	511100	101771	PAYMENT OF INVOICE #101771--OPS OFFICE A/C	Jun-2011
2,316	Other	ALPHA MECHANICAL SERVICE INC				49.00	511100	101771	PAYMENT OF INVOICE #101771--OPS OFFICE A/C	Jun-2011
2,317	Other	ALPHA MECHANICAL SERVICE INC				952.00	511100	102782	PAYMENT OF INVOICE #103741--DCS OFFICE 2ND FLOOR A/C	Jun-2011
2,318	Other	ALPHA MECHANICAL SERVICE INC				248.82	511100	102782	PAYMENT OF INVOICE #103741--DCS OFFICE 2ND FLOOR A/C	Jun-2011
2,319	Other	ALPHA MECHANICAL SERVICE INC				2,225.37	512100	103084	1-1, WEST A/C COMPRESSOR CHANGE OUT	JUL-2011
2,320	Other	ALPHA MECHANICAL SERVICE INC				1,190.00	512100	103084	1-1, WEST A/C COMPRESSOR CHANGE OUT	JUL-2011
2,321	Other	ALPHA MECHANICAL SERVICE INC				204.00	511100	103741	PAYMENT OF INVOICE #103741--1-1 EAST & WEST PRECIP A/C	Jun-2011
2,322	Other	ALPHA MECHANICAL SERVICE INC				49.00	511100	103741	PAYMENT OF INVOICE #103741--1-1 EAST & WEST PRECIP A/C	Jun-2011
2,323	Other	ALPHA MECHANICAL SERVICE INC				612.00	512102	104241	UNIT 3 SO3 MITIGATION SERVICE A/C'S AND REFRIGERATION	JUL-2011
2,324	Other	ALPHA MECHANICAL SERVICE INC				180.00	512102	104241	UNIT 3 SO3 MITIGATION SERVICE A/C'S AND REFRIGERATION	JUL-2011
2,325	Other	ALPHA MECHANICAL SERVICE INC				408.00	512102	104242	UNIT 4 SO3 MITIGATION SERVICE A/C'S AND REFRIGERATION	JUL-2011
2,326	Other	ALPHA MECHANICAL SERVICE INC				131.00	512102	104242	UNIT 4 SO3 MITIGATION SERVICE A/C'S AND REFRIGERATION	JUL-2011
2,327	Other	ALPHA MECHANICAL SERVICE INC				136.00	514100	104753	REPAIR A/C IN OUTAGE TRAILER	JUL-2011
2,328	Other	ALPHA MECHANICAL SERVICE INC				64.00	514100	104753	REPAIR A/C IN OUTAGE TRAILER	JUL-2011
2,329	Other	ALPHA MECHANICAL SERVICE INC				238.00	512005	105929	LABOR TO REPAIR TRANE UNIT	AUG-2011
2,330	Other	ALPHA MECHANICAL SERVICE INC				64.00	512005	105929	LABOR TO REPAIR TRANE UNIT	AUG-2011
2,331	Other	ALPHA MECHANICAL SERVICE INC				4,407.29	511100	106739	EQUIPMENT/MATERIAL	SEP-2011
2,332	Other	ALPHA MECHANICAL SERVICE INC				1,496.00	511100	106739	LABOR FOR REPAIRS PERFORMED ON GYPSUM TANK	SEP-2011
2,333	Other	ALPHA MECHANICAL SERVICE INC				1,785.17	512100	107737	1-1 EAST VFD - WEST A/C	OCT-2011
2,334	Other	ALPHA MECHANICAL SERVICE INC				1,768.00	512100	107737	1-1 EAST VFD - WEST A/C	OCT-2011
2,335	Other	ALPHA MECHANICAL SERVICE INC				204.00	511100	107738	CHECK REFRIGERANT ON CO2 STORAGE TANK	SEP-2011
2,336	Other	ALPHA MECHANICAL SERVICE INC				64.00	511100	107738	CHECK REFRIGERANT ON CO2 STORAGE TANK	SEP-2011
2,337	Other	ALPHA MECHANICAL SERVICE INC				272.00	511100	107880	PAYMENT OF INVOICE #107880--REPAIR A/C ON 4TH FLOOR SCRUBBER A/C	SEP-2011
2,338	Other	ALPHA MECHANICAL SERVICE INC				166.81	511100	107880	PAYMENT OF INVOICE #107880--REPAIR A/C ON 4TH FLOOR SCRUBBER A/C	SEP-2011
2,339	Other	ALPHA MECHANICAL SERVICE INC				968.47	512100	108416	PAYMENT OF INVOICE #108416--VFD 1-1 EAST A/C CONDENSER FAN MOTOR REPLACEMENT	SEP-2011
2,340	Other	ALPHA MECHANICAL SERVICE INC				510.00	512100	108416	PAYMENT OF INVOICE #108416--VFD 1-1 EAST A/C CONDENSER FAN MOTOR REPLACEMENT	SEP-2011
2,341	Other	ALPHA MECHANICAL SERVICE INC				714.00	512005	108626	PAYMENT OF INVOICE #108626--SCRUBBER DCS #1 & 2	OCT-2011
2,342	Other	ALPHA MECHANICAL SERVICE INC				117.78	512005	108626	PAYMENT OF INVOICE #108626--SCRUBBER DCS #1 & 2	OCT-2011
2,343	Other	ALPHA MECHANICAL SERVICE INC				408.00	511100	108627	PAYMENT OF INVOICE #108627--CHANGE CONDENSING FAN MOTOR GYPSUM FARM TANK UNIT A	SEP-2011
2,344	Other	ALPHA MECHANICAL SERVICE INC				49.00	511100	108627	PAYMENT OF INVOICE #108627--CHANGE CONDENSING FAN MOTOR GYPSUM FARM TANK UNIT A	SEP-2011
2,345	Other	ALPHA MECHANICAL SERVICE INC				884.00	511100	108678	PAYMENT OF INVOICE #108678--DCS ROOM A/C'S MAIN MCC ROOM A/C FOR UNIT 1 SCRUBBER	OCT-2011
2,346	Other	ALPHA MECHANICAL SERVICE INC				408.97	511100	108678	PAYMENT OF INVOICE #108678--DCS ROOM A/C'S MAIN MCC ROOM A/C FOR UNIT 1 SCRUBBER	OCT-2011

KENTUCKY UTILITIES COMPANY
Case No. 2012- 00221
Analysis of Professional Services Expenses For the Test Year

(A)	(B)	(C)	(D)	(E)	(F)	(G)	(H)	(I)		
Line No.	Type	Vendor	Rate Case	Audit	Other	Total	Account	Invoice	Description	Period
2,347	Other	ALPHA MECHANICAL SERVICE INC				5,209.15	512005	110012	EQUIPMENT/MATERIAL FOR FGD ELECTRICAL EQUIPMENT ROOM UNIT	OCT-2011
2,348	Other	ALPHA MECHANICAL SERVICE INC				2,312.00	512005	110012	LABOR FOR FGD ELECTRICAL EQUIPMENT ROOM UNIT	OCT-2011
2,349	Other	ALPHA MECHANICAL SERVICE INC				4,720.41	511100	110159	REPAIR 4TH FLOOR CONTROL ROOM A/C UNIT FOR SCRUBBER (VIBRATION)	NOV-2011
2,350	Other	ALPHA MECHANICAL SERVICE INC				3,402.00	511100	110159	REPAIR 4TH FLOOR CONTROL ROOM A/C UNIT FOR SCRUBBER (VIBRATION)	NOV-2011
2,351	Other	ALPHA MECHANICAL SERVICE INC				272.00	511100	110160	PAYMENT OF INVOICE #110160--SCRUBBER LOCKER ROOM A/C UNIT	OCT-2011
2,352	Other	ALPHA MECHANICAL SERVICE INC				64.00	511100	110160	PAYMENT OF INVOICE #110160--SCRUBBER LOCKER ROOM A/C UNIT	OCT-2011
2,353	Other	ALPHA MECHANICAL SERVICE INC				3,328.80	512100	113950	U-1 SAMPLE CHILLER WORK	Jan-2012
2,354	Other	ALPHA MECHANICAL SERVICE INC				1,366.32	512100	113950	U-1 SAMPLE CHILLER WORK	Jan-2012
2,355	Other	ALPHA MECHANICAL SERVICE INC				747.00	511100	113951	UNIT 2 EAST PRECIP A/C	Dec-2011
2,356	Other	ALPHA MECHANICAL SERVICE INC				226.50	511100	113951	UNIT 2 EAST PRECIP A/C	Dec-2011
2,357	Other	ALPHA MECHANICAL SERVICE INC				3,859.50	511100	113991	CHANGE OUT COMPRESSOR ON U2 WEST PRECIP	Feb-2012
2,358	Other	ALPHA MECHANICAL SERVICE INC				2,664.27	511100	113991	CHANGE OUT COMPRESSOR ON U2 WEST PRECIP	Feb-2012
2,359	Other	ALPHA MECHANICAL SERVICE INC				498.00	511100	114581	LABOR TO TROUBLESHOOT AND REPAIR GUARD SHACK HVAC	Jan-2012
2,360	Other	ALPHA MECHANICAL SERVICE INC				174.76	511100	114581	MATERIAL/EQUIPMENT TO TROUBLESHOOT AND REPAIR GUARD SHACK HVAC	Jan-2012
2,361	Other	ALPHA MECHANICAL SERVICE INC				2,075.00	512005	115141	PAYMENT OF INVOICE#115141 REPAIR U-2 FGD #2 SCRUBBER CONTROL ROOM HVAC	Feb-2012
2,362	Other	ALPHA MECHANICAL SERVICE INC				1,559.79	512005	115141	PAYMENT OF INVOICE#115141 REPAIR U-2 FGD #2 SCRUBBER CONTROL ROOM HVAC	Feb-2012
2,363	Other	ALPHA MECHANICAL SERVICE INC				1,701.50	511100	115152	PAYMENT OF INVOICE#115152 TROUBLESHOOT AND REPAIR E-1/2 SHOP AC	Feb-2012
2,364	Other	ALPHA MECHANICAL SERVICE INC				757.26	511100	115152	PAYMENT OF INVOICE#115152 TROUBLESHOOT AND REPAIR E-1/2 SHOP AC	Feb-2012
2,365	Other	ALPHA MECHANICAL SERVICE INC				290.50	512011	115578	PAYMENT OF INVOICE #115578--CLEAN/SERVICE A/C UNIT 1 ELECTRIC PRECIP ROOM	Feb-2012
2,366	Other	ALPHA MECHANICAL SERVICE INC				64.00	512011	115578	PAYMENT OF INVOICE #115578--CLEAN/SERVICE A/C UNIT 1 ELECTRIC PRECIP ROOM	Feb-2012
2,367	Other	ALPHA MECHANICAL SERVICE INC				1,743.00	511100	115586	PAYMENT OF INVOICE #115586--CHANGE OIL IN 4-4 CHILLER	Feb-2012
2,368	Other	ALPHA MECHANICAL SERVICE INC				1,285.32	511100	115586	PAYMENT OF INVOICE #115586--CHANGE OIL IN 4-4 CHILLER	Feb-2012
2,369	Other	ALPHA MECHANICAL SERVICE INC				498.00	511100	116655	PAYMENT OF INVOICE#116655 REPAIR E-1/2 SHOP HVAC	Feb-2012
2,370	Other	ALPHA MECHANICAL SERVICE INC				278.27	511100	116655	PAYMENT OF INVOICE#116655 REPAIR E-1/2 SHOP HVAC	Feb-2012
2,371	Other	ALPHA MECHANICAL SERVICE INC				664.00	511100	116927	PAYMENT OF INVOICE #116927 VFD EAST/WEST A/C REPAIR	MAR-2012
2,372	Other	ALPHA MECHANICAL SERVICE INC				389.49	511100	116927	PAYMENT OF INVOICE #116927 VFD EAST/WEST A/C REPAIR	MAR-2012
2,373	Other	ALPHA MECHANICAL SERVICE INC				581.00	511100	116928	PAYMENT OF INVOICE #116928--UNIT 1-2 VFD EAST/WEST A/C SERVICE	MAR-2012
2,374	Other	ALPHA MECHANICAL SERVICE INC				170.34	511100	116928	PAYMENT OF INVOICE #116928--UNIT 1-2 VFD EAST/WEST A/C SERVICE	MAR-2012
2,375	Other	ALPHA MECHANICAL SERVICE INC				1,037.50	511100	116933	PAYMENT OF INVOICE #116933 - GYPSUM TANK FARM UNIT B A/C SERVICE	MAR-2012
2,376	Other	ALPHA MECHANICAL SERVICE INC				501.21	511100	116933	PAYMENT OF INVOICE #116933 - GYPSUM TANK FARM UNIT B A/C SERVICE	MAR-2012
2,377	Other	ALPHA MECHANICAL SERVICE INC				581.00	512005	116934	PAYMENT OF INVOICE#116934-SERVICE DCS ROOM HVAC	Feb-2012
2,378	Other	ALPHA MECHANICAL SERVICE INC				64.00	512005	116934	PAYMENT OF INVOICE#116934-SERVICE DCS ROOM HVAC	Feb-2012
2,379	Other	ALPHA MECHANICAL SERVICE INC				2,858.39	511100	116935	PAYMENT OF INVOICE #116935-- 1-1 PRECIP A/C REPAIR	MAR-2012
2,380	Other	ALPHA MECHANICAL SERVICE INC				1,494.00	511100	116935	PAYMENT OF INVOICE #116935-- 1-1 PRECIP A/C REPAIR	MAR-2012
2,381	Other	ALPHA MECHANICAL SERVICE INC				730.35	511100	117717	PAYMENT OF INVOICE #117717--VFD 1-2 EAST A/C REPAIR	MAR-2012
2,382	Other	ALPHA MECHANICAL SERVICE INC				664.00	511100	117717	PAYMENT OF INVOICE #117717--VFD 1-2 EAST A/C REPAIR	MAR-2012
2,383	Other	ALPHA MECHANICAL SERVICE INC				2,917.97	511100	117719	PAYMENT OF INVOICE #117719--VFD 1-2 WEST A/C REPLACE COMPRESSOR	MAR-2012
2,384	Other	ALPHA MECHANICAL SERVICE INC				1,369.50	511100	117719	PAYMENT OF INVOICE #117719--VFD 1-2 WEST A/C REPLACE COMPRESSOR	MAR-2012
2,385	Other	ALPHA MECHANICAL SERVICE INC				498.00	511100	118898	PAYMENT OF INVOICE #118898 - CY OFFICE A/C SERVICE	MAR-2012
2,386	Other	ALPHA MECHANICAL SERVICE INC				95.86	511100	118898	PAYMENT OF INVOICE #118898 - CY OFFICE A/C SERVICE	MAR-2012
2,387	Other	ALPINE INTERIOR FOLIAGE INC				690.00	921004	19607	CORRECT SALES TAX TREE AND PLANT SERVICE	NOV-2011
2,388	Other	Alistom				4,356.00	510100	J701-0020-0312 Adjustment USD	Alistom Invoice 59038525, 59038538	MAR-2012
2,389	Other	ALTERNATIVE ENERGY SOURCE				21,533.00	908005	6043600	WeCare-AES-KU Phase1: Invoice Number 6043-600 (Tier A 1, Tier B 8, Tier C 15, Total 24)	SEP-2011
2,390	Other	ALTERNATIVE ENERGY SOURCE				64,306.50	908005	6043602	WeCare-AES-KU Phase1: Invoice Number 6043-602 (Tier A 2, Tier B 14, Tier C 55, Total 71)	OCT-2011
2,391	Other	ALTERNATIVE ENERGY SOURCE				39,913.36	908005	6043603	WeCare-AES-KU Phase 2: Invoice Number 6043-603 (Tier A 1, Tier B 4, Tier C 24, Total 29)	OCT-2011

KENTUCKY UTILITIES COMPANY
Case No. 2012- 00221
Analysis of Professional Services Expenses For the Test Year

(A)	(B)	(C)	(D)	(E)	(F)	(G)	(H)	(I)		
Line No.	Type	Vendor	Rate Case	Audit	Other	Total	Account	Invoice	Description	Period
2,392	Other	ALTERNATIVE ENERGY SOURCE				55,743.00	908005	6043604	WeCare-AES-KU Phase1: Invoice Number 6043-604 (Tier A 8, Tier B 17, Tier C 37, Total 62)	NOV-2011
2,393	Other	ALTERNATIVE ENERGY SOURCE				67,147.27	908005	ALTERN103111	WeCare-AES-KU Phase 2: Invoice Number 6043-605 (Tier A 7, Tier B 19, Tier C 32, Total 58)	NOV-2011
2,394	Other	AMEC E AND I INC				3,708.90	510100	8445160	AMEC: MILLAY: GR, TYR and PN - Geotechnical Engineering Services to support EPA inspection recommendations	NOV-2011
2,395	Other	AMEC E AND I INC				3,391.10	510100	8448031	AMEC: MILLAY: GR, TYR and PN - Geotechnical Engineering Services to support EPA inspection recommendations	Dec-2011
2,396	Other	AMEC E AND I INC				2,623.97	510100	8448031	AMEC: MILLAY: GR, TYR and PN - For Additional Services that may be needed	Dec-2011
2,397	Other	AMEC E AND I INC				4,399.83	510100	8450625	AMEC: MILLAY: GR, TYR and PN - For Additional Services that may be needed	Jan-2012
2,398	Other	AMERICAN BABBITT BEARING INC				2,250.00	512100	63498	REBABBITT 8" CROSSHEAD BEARING 3-1 BFVP UNIT 3	AUG-2011
2,399	Other	AMERICAN BABBITT BEARING INC				1,995.00	512100	63625	REBABBITT 5" X 12 - 1/2" WESTINGHOUSE FAN BEARING (ABB JOB #63625)	OCT-2011
2,400	Other	AMERICAN BABBITT BEARING INC				1,995.00	512100	63650	REBABBITT 5" X 12 - 1/2" WESTINGHOUSE FAN BEARING (ABB JOB #63625)	NOV-2011
2,401	Other	AMERICAN BABBITT BEARING INC				1,950.00	512100	63774	REPAIR 8 1/2" CROSSHEAD TO SIZE = 8.038 + .001/- .001	Jan-2012
2,402	Other	AMERICAN ENVIRO SERVICES				4,992.70	502004	1031314ER	Materials, vehicles & equipment necessary to contain oil release	JUL-2011
2,403	Other	AMERICAN ENVIRO SERVICES				2,420.00	502004	1031314ER	Labor to contain oil release -- 06/05/11 - 06/09/11	JUL-2011
2,404	Other	AMERICAN POWER SERVICES INC				8,500.00	513100	11054	CORRECT SALES TAX	APR-2011
2,405	Other	AMERICAN POWER SERVICES INC				1,338.30	512100	11119	LABOR TO REPAIR U4 "G" HEATER	MAY-2011
2,406	Other	AMERICAN POWER SERVICES INC				761.54	512100	11119	EQUIPMENT/MATERIAL TO REPAIR U4 "G" HEATER	MAY-2011
2,407	Other	AMERICAN POWER SERVICES INC				1,677.00	512100	11127	LABOR FOR UNIT 4 "G" HEATER TUBE LEAK	MAY-2011
2,408	Other	AMERICAN POWER SERVICES INC				297.00	512100	11127	EQUIPMENT/MATERIAL FOR UNIT 4 "G" HEATER TUBE LEAK	MAY-2011
2,409	Other	AMERICAN POWER SERVICES INC				4,600.00	512100	12029	EDDY CURRENT TESTING FOR GHENT 4-1 & 4-1 AIR PREHEATING COILS	Feb-2012
2,410	Other	AMERICAN POWER SERVICES INC				4,600.00	512100	12029	EDDY CURRENT TESTING FOR GHENT 4-1 & 4-1 AIR PREHEATING COILS	Feb-2012
2,411	Other	AMERICAN SCAFFOLDING INC				300.00	514100	113800	CORRECT ACCT - LABOR FOR REPAIR OF #2 BOILER BUGGY	NOV-2011
2,412	Other	AMERICAN SCAFFOLDING INC				300.00	514100	113801	LABOR FOR REPAIR OF #5 BOILER BUGGY	SEP-2011
2,413	Other	AMERICAN SCAFFOLDING INC				300.00	511100	120820	LABOR TO REPAIR #1 BOILER BUGGY,MODEL ST26, S/N TA-5626	MAR-2012
2,414	Other	AMERICAN SCALE CORP				305.00	514100	54304	CALIBRATE 20K DYNAMOMETER SERIAL# APD892322	AUG-2011
2,415	Other	AMERICAN SCALE CORP				305.00	514100	54304	CALIBRATE 50K DYNAMOMETER SERIAL# APD892475	AUG-2011
2,416	Other	AMERICAN SCALE CORP				9.75	514100	54304	REGULATORY COMPLIANCE/DOCUMENT CHARGE	AUG-2011
2,417	Other	AMERICAS FINEST FILTERS INC				809.25	511100	2A18043	LABOR CHARGES TO CHANGE OUT 1", AND 2" FILTERS	MAY-2011
2,418	Other	AMERICAS FINEST FILTERS INC				809.25	511100	2A18358	LABOR CHARGES TO CHANGE OUT 1", AND 2" FILTERS	MAY-2011
2,419	Other	AMERICAS FINEST FILTERS INC				1,121.50	511100	2A18560	LABOR FOR QUARTERLY HVAC FILTER SERVICE	JUL-2011
2,420	Other	AMERICAS FINEST FILTERS INC				809.25	511100	2A18824	LABOR CHARGES TO CHANGE OUT 1", AND 2" FILTERS	JUL-2011
2,421	Other	AMERICAS FINEST FILTERS INC				809.25	511100	2A19154	LABOR CHARGES TO CHANGE OUT 1", AND 2" FILTERS	JUL-2011
2,422	Other	AMERICAS FINEST FILTERS INC				809.25	511100	2A19433	LABOR CHARGES TO CHANGE OUT 1", AND 2" FILTERS	SEP-2011
2,423	Other	AMERICAS FINEST FILTERS INC				2,393.75	511100	2A19696	LABOR CHARGES TO CHANGE OUT 1", 2", 4" AND MULTIFLOW FILTERS	OCT-2011
2,424	Other	AMERICAS FINEST FILTERS INC				809.25	511100	2A19697	LABOR CHARGES TO CHANGE OUT 1", AND 2" FILTERS	OCT-2011
2,425	Other	AMERICAS FINEST FILTERS INC				825.63	511100	2A20104	LABOR CHARGES TO CHANGE OUT 1", AND 2" FILTERS	NOV-2011
2,426	Other	AMERICAS FINEST FILTERS INC				825.63	511100	2A20342	LABOR CHARGES TO CHANGE OUT 1", AND 2" FILTERS	NOV-2011
2,427	Other	AMERICAS FINEST FILTERS INC				2,789.17	511100	2A20707NPO	LABOR CHARGES TO CHANGE OUT 1", 2", 4" AND 7 MULTI FLOW FILTERS FILTERS	Jan-2012
2,428	Other	AMERICAS FINEST FILTERS INC				825.63	511100	2A20942	LABOR CHARGES TO CHANGE OUT 1", AND 2" FILTERS	Jan-2012
2,429	Other	AMERICAS FINEST FILTERS INC				825.63	511100	2A21219	LABOR CHARGES TO CHANGE OUT 1", AND 2" FILTERS	Feb-2012
2,430	Other	AMERICAS FINEST FILTERS INC				3,429.78	511100	2A21670	LABOR CHARGES TO CHANGE OUT 1", 2", 4" AND MULTIFLOW FILTERS	MAR-2012
2,431	Other	AMETEK SOLIDSTATE CONTROLS INC				3,083.88	513100	00140046	BR3 INVERTER REPAIR - S/N S516520111	MAY-2011
2,432	Other	AMETEK SOLIDSTATE CONTROLS INC				7,928.00	513100	20000200	ON-SITE SERVICE TO INSPECT, TROUBLESHOOT AND REPAIR INVERTER, SERIAL #28296-0101	SEP-2011
2,433	Other	AMETEK SOLIDSTATE CONTROLS INC				3,475.46	513100	20001051	ON SITE FIELD SERVICE TO REPAIR U2 INVERTER. S/N S57088-0111	NOV-2011
2,434	Other	AMETEK SOLIDSTATE CONTROLS INC				28,011.13	513100	20002076	PARTS, LABOR & 12 MONTH EXTENDED COVERAGE FOR 2012	Jan-2012
2,435	Other	AMETEK SOLIDSTATE CONTROLS INC				3,476.48	513100	20002141	WORK ON U-2 UPS	Feb-2012
2,436	Other	AMPRO AMERICAN PROFESSIONAL PEST CONTROL SERVICES				150.00	506100	3693	PEST CONTROL AT GHENT FOR 2011	Jun-2011
2,437	Other	AMPRO AMERICAN PROFESSIONAL PEST CONTROL SERVICES				2,100.00	506100	5659	PIGEON CONTROL	SEP-2011
2,438	Other	AMPRO AMERICAN PROFESSIONAL PEST CONTROL SERVICES				150.00	506100	6192	PEST CONTROL AT GHENT FOR 2011	SEP-2011
2,439	Other	AMPRO AMERICAN PROFESSIONAL PEST CONTROL SERVICES				150.00	506100	8247	PAY THE LAST BILL OF THE YEAR	Dec-2011
2,440	Other	AMPRO AMERICAN PROFESSIONAL PEST CONTROL SERVICES				150.00	506100	9897	PEST CONTROL AT GHENT FOR 2012	MAR-2012
2,441	Other	ANALYSTS INTERNATIONAL				7,762.20	923900	1617437	Temporary IT Resources	APR-2011
2,442	Other	ANALYSTS INTERNATIONAL				2,223.48	935488	1617438	Temporary IT Resources	APR-2011
2,443	Other	ANALYSTS INTERNATIONAL				6,749.85	923900	1618641	Temporary IT Resources (Krishna Nerusa-Award Rec) 6/2/08-6/5/09	MAY-2011
2,444	Other	ANALYSTS INTERNATIONAL				6,770.25	923900	1620291	Temporary IT Resources (Krishna Nerusa-Award Rec) 6/2/08-6/5/09	Jun-2011
2,445	Other	ANALYSTS INTERNATIONAL				4,907.90	923900	1622086	Temporary IT Resources (Krishna Nerusa-Award Rec) 6/2/08-6/5/09	JUL-2011

KENTUCKY UTILITIES COMPANY
Case No. 2012- 00221
Analysis of Professional Services Expenses For the Test Year

(A)	(B)	(C)	(D)	(E)	(F)	(G)	(H)	(I)		
Line No.	Type	Vendor	Rate Case	Audit	Other	Total	Account	Invoice	Description	Period
2,446	Other	ANALYSTS INTERNATIONAL				7,405.20	923900	1623406	Temporary IT Resources (Krishna Nerusa-Award Rec) 6/2/08-6/5/09	AUG-2011
2,447	Other	ANALYSTS INTERNATIONAL				7,786.00	923900	1625018	Temporary IT Resources (Krishna Nerusa-Award Rec) 6/2/08-6/5/09	SEP-2011
2,448	Other	ANALYSTS INTERNATIONAL				7,108.55	923900	1626431	Temporary IT Resources (Krishna Nerusa-Award Rec) 6/2/08-6/5/09	OCT-2011
2,449	Other	ANALYSTS INTERNATIONAL				7,108.55	923900	1628094	Temporary IT Resources (Krishna Nerusa-Award Rec) 6/2/08-6/5/09	NOV-2011
2,450	Other	ANALYSTS INTERNATIONAL				6,601.10	923900	1629954	Temporary IT Resources (Krishna Nerusa-Award Rec) 6/2/08-6/5/09	Dec-2011
2,451	Other	ANALYSTS INTERNATIONAL				6,770.25	923900	1631397	Temporary IT Resources (Krishna Nerusa-Award Rec) 6/2/08-6/5/09	Jan-2012
2,452	Other	ANALYSTS INTERNATIONAL				7,108.55	923900	IN00001330	Temporary IT Resources (Krishna Nerusa-Award Rec) 6/2/08-6/5/09	Feb-2012
2,453	Other	ANALYSTS INTERNATIONAL				2,369.64	935488	IN00001331	Temporary IT Resources (Steve Menteer - Award Rec)	Feb-2012
2,454	Other	ANALYSTS INTERNATIONAL				7,108.55	923900	IN00002344	Temporary IT Resources (Krishna Nerusa-Award Rec) 6/2/08-6/5/09	MAR-2012
2,455	Other	ANALYSTS INTERNATIONAL				2,230.20	935488	IN00002345	Temporary IT Resources (Steve Menteer - Award Rec)	MAR-2012
2,456	Other	ANYTHING GROES INC				265.74	921004	4381	CORRECT SALES TAX	APR-2011
2,457	Other	ANYTHING GROES INC				265.74	921004	4605	CORRECT SALES TAX ANYTHING GROES PLANT SERVICE FOR LG&E CENTER	AUG-2011
2,458	Other	ANYTHING GROES INC				265.74	921004	4953	CORRECT SALES TAX ANYTHING GROES PLANT SERVICE FOR LG&E CENTER	Jun-2011
2,459	Other	ANYTHING GROES INC				265.74	921004	5229	CORRECT SALES TAX ANYTHING GROES PLANT SERVICE FOR LG&E CENTER	JUL-2011
2,460	Other	ANYTHING GROES INC				277.04	921004	5463	CORRECT SALES TAX ANYTHING GROES PLANT SERVICE FOR LG&E CENTER	AUG-2011
2,461	Other	ANYTHING GROES INC				277.04	921004	5697	CORRECT SALES TAX ANYTHING GROES PLANT SERVICE FOR LG&E CENTER	SEP-2011
2,462	Other	ANYTHING GROES INC				277.04	921004	5947	CORRECT SALES TAX ANYTHING GROES PLANT SERVICE FOR LG&E CENTER	OCT-2011
2,463	Other	ANYTHING GROES INC				277.04	921004	6407	CORRECT SALES TAX ANYTHING GROES PLANT SERVICE FOR LG&E CENTER	Dec-2011
2,464	Other	ANYTHING GROES INC				215.79	921004	6710	ANYTHING GROES PLANT SERVICE FOR LG&E CENTER	Feb-2012
2,465	Other	ANYTHING GROES INC				215.79	921004	6914	ANYTHING GROES PLANT SERVICE FOR LG&E CENTER	Feb-2012
2,466	Other	ANYTHING GROES INC				77.38	921004	7013	ANYTHING GROES PLANT SERVICE FOR LG&E CENTER	Feb-2012
2,467	Other	ANYTHING GROES INC				215.79	921004	7120	ANYTHING GROES PLANT SERVICE FOR LG&E CENTER	MAR-2012
2,468	Other	ANYTHING GROES INC				277.04	921004	616411	CORRECT SALES TAX ANYTHING GROES PLANT SERVICE FOR LG&E CENTER	NOV-2011
2,469	Other	APEX INSTRUMENTS INC				(1,995.00)	512011	AIR00000344	FIELD SERVICE/TECH ASSIST FOR MERCURY MONITOR TESTING	MAR-2012
2,470	Other	APEX INSTRUMENTS INC				185.00	514100	AIS00114262	CALIBRATION 3PT, LOW FLOW, APEX PRETEST 3 POINT LOW FLOW (LESS THAN 1 LPM) CALIBRATION FOR APEX METER CONSOLE.	APR-2011
2,471	Other	APEX INSTRUMENTS INC				7,980.00	512011	AIS00118069	FIELD SERVICE/TECH ASSIST FOR MERCURY MONITOR TESTING	MAR-2012
2,472	Other	APEX INSTRUMENTS INC				30.00	512011	AIS00118154	FIELD SERVICE/TECH ASSIST FOR MERCURY MONITOR TESTING	MAR-2012
2,473	Other	APEX INSTRUMENTS INC				370.00	506100	AIS00118245	CALIBRATION 3PT, LOW FLOW, APEX PRETEST 3 POINT LOW FLOW (LESS THAN 1 LPM) CALIBRATION FOR APEX METER CONSOLE.	MAR-2012
2,474	Other	APOGEE INTERACTIVE INC				20,000.00	908005	102669	Online Audit	MAR-2012
2,475	Other	APPLIED INDUSTRIAL TECHNOLOGIES				506.25	512100	38841312	INSTALL LAGGING ON TWO BEND TAKE UP ROLLERS USED ON "A" CONVEYOR. QUTOE TO LAGG IS \$506.25 EACH, PULLY .3750HBG SBR60L ON 16X44 CF DRUM PULLEY	Jun-2011
2,476	Other	APPLIED INDUSTRIAL TECHNOLOGIES				506.25	512100	38842089	INSTALL LAGGING ON TWO BEND TAKE UP ROLLERS USED ON "A" CONVEYOR. QUTOE TO LAGG IS \$506.25 EACH, PULLY .3750HBG SBR60L ON 16X44 CF DRUM PULLEY	JUL-2011
2,477	Other	AQUILEX HYDROCHEM INC				253,470.00	512100	CR11113082	UNIT 3 BOILER CHEMICAL CLEAN	MAY-2011
2,478	Other	AQUILEX HYDROCHEM INC				66,416.50	512100	CR11113082	UNIT 3 BOILER CHEMICAL CLEAN	MAY-2011
2,479	Other	AQUILEX HYDROCHEM INC				19,004.92	513100	CR11113138	U2 TURBINE CHEMICAL CLEAN	Jun-2011
2,480	Other	AQUILEX HYDROCHEM INC				12,485.00	513100	CR11113138	U2 TURBINE CHEMICAL CLEAN	Jun-2011
2,481	Other	AQUILEX HYDROCHEM INC				84,517.50	512100	CR11113496	Chemicals used for chemical clean of Boiler #5	Dec-2011
2,482	Other	AQUILEX HYDROCHEM INC				29,230.00	512100	CR11113496	Labor necessary to complete chemical clean of Boiler #5	Dec-2011
2,483	Other	AQUILEX HYDROCHEM INC				17,230.00	512100	CR11113496	Equipment, mileage, etc. necessary to complete chemical clean of Boiler #5	Dec-2011
2,484	Other	AQUILEX HYDROCHEM INC				13,395.00	512100	CR11113496	Tanks & Berms used during chemical clean of Boiler #5	Dec-2011
2,485	Other	AQUILEX HYDROCHEM INC				78,940.00	512100	CR11113542	CHEMICALS	Dec-2011
2,486	Other	AQUILEX HYDROCHEM INC				28,774.25	512100	CR11113542	LABOR FOR CHEMICAL CLEAN UNIT 2 BOILER	Dec-2011
2,487	Other	AQUILEX HYDROCHEM INC				21,375.00	512100	CR11113542	TANKS AND BERMS	Dec-2011
2,488	Other	AQUILEX HYDROCHEM INC				16,175.00	512100	CR11113542	EQUIPMENT	Dec-2011
2,489	Other	AQUILEX HYDROCHEM INC				14,905.00	513100	CR1213722	MATERIAL/EQUIPMENT FOR U-1 TURBINE CHEMICAL CLEAN	MAR-2012
2,490	Other	AQUILEX HYDROCHEM INC				13,828.00	513100	CR1213722	LABOR FOR U-1 TURBINE CHEMICAL CLEAN	MAR-2012
2,491	Other	ARAMARK UNIFORM SERVICES				289.75	511100	5436820262	FURNISH SAFETY RUGS, TOWELS, ETC. IN 2011	JUL-2011

KENTUCKY UTILITIES COMPANY
Case No. 2012- 00221
Analysis of Professional Services Expenses For the Test Year

(A)	(B)	(C)	(D)	(E)	(F)	(G)	(H)	(I)		
Line No.	Type	Vendor	Rate Case	Audit	Other	Total	Account	Invoice	Description	Period
2,492	Other	ARAMARK UNIFORM SERVICES				289.75	511100	5436824036	FURNISH SAFETY RUGS, TOWELS, ETC. IN 2011	JUL-2011
2,493	Other	ARAMARK UNIFORM SERVICES				289.75	511100	5436827133	FURNISH SAFETY RUGS, TOWELS, ETC. IN 2011	JUL-2011
2,494	Other	ARAMARK UNIFORM SERVICES				289.75	511100	5436830277	FURNISH SAFETY RUGS, TOWELS, ETC. IN 2011	JUL-2011
2,495	Other	ARAMARK UNIFORM SERVICES				289.75	511100	5436833381	FURNISH SAFETY RUGS, TOWELS, ETC. IN 2011	AUG-2011
2,496	Other	ARAMARK UNIFORM SERVICES				289.75	511100	5436836607	FURNISH SAFETY RUGS, TOWELS, ETC. IN 2011	AUG-2011
2,497	Other	ARAMARK UNIFORM SERVICES				341.95	511100	5436839696	FURNISH SAFETY RUGS, TOWELS, ETC. IN 2011	AUG-2011
2,498	Other	ARAMARK UNIFORM SERVICES				312.55	511100	5436842821	FURNISH SAFETY RUGS, TOWELS, ETC. IN 2011	AUG-2011
2,499	Other	ARAMARK UNIFORM SERVICES				289.75	511100	5436845981	FURNISH SAFETY RUGS, TOWELS, ETC. IN 2011	AUG-2011
2,500	Other	ARAMARK UNIFORM SERVICES				289.75	511100	5436849098	FURNISH SAFETY RUGS, TOWELS, ETC. IN 2011	SEP-2011
2,501	Other	ARAMARK UNIFORM SERVICES				289.75	511100	5436852162	FURNISH SAFETY RUGS, TOWELS, ETC. IN 2011	SEP-2011
2,502	Other	ARAMARK UNIFORM SERVICES				289.75	511100	5436855321	FURNISH SAFETY RUGS, TOWELS, ETC. IN 2011	SEP-2011
2,503	Other	ARAMARK UNIFORM SERVICES				289.75	511100	5436858418	FURNISH SAFETY RUGS, TOWELS, ETC. IN 2011	SEP-2011
2,504	Other	ARAMARK UNIFORM SERVICES				289.75	511100	5436861578	FURNISH SAFETY RUGS, TOWELS, ETC. IN 2011	OCT-2011
2,505	Other	ARAMARK UNIFORM SERVICES				289.75	511100	5436864625	FURNISH SAFETY RUGS, TOWELS, ETC. IN 2011	OCT-2011
2,506	Other	ARAMARK UNIFORM SERVICES				289.75	511100	5436867832	FURNISH SAFETY RUGS, TOWELS, ETC. IN 2011	OCT-2011
2,507	Other	ARAMARK UNIFORM SERVICES				372.55	511100	5436871033	FURNISH SAFETY RUGS, TOWELS, ETC. IN 2011	OCT-2011
2,508	Other	ARAMARK UNIFORM SERVICES				318.95	511100	5436874428	FURNISH SAFETY RUGS, TOWELS, ETC. IN 2011	OCT-2011
2,509	Other	ARAMARK UNIFORM SERVICES				318.95	511100	5436877561	FURNISH SAFETY RUGS, TOWELS, ETC. IN 2011	NOV-2011
2,510	Other	ARAMARK UNIFORM SERVICES				318.95	511100	5436880671	FURNISH SAFETY RUGS, TOWELS, ETC. IN 2011	NOV-2011
2,511	Other	ARAMARK UNIFORM SERVICES				318.95	511100	5436883783	FURNISH SAFETY RUGS, TOWELS, ETC. IN 2011	NOV-2011
2,512	Other	ARAMARK UNIFORM SERVICES				318.95	511100	5436886921	FURNISH SAFETY RUGS, TOWELS, ETC. IN 2011	NOV-2011
2,513	Other	ARAMARK UNIFORM SERVICES				318.95	511100	5436889987	FURNISH SAFETY RUGS, TOWELS, ETC. IN 2011	Dec-2011
2,514	Other	ARAMARK UNIFORM SERVICES				318.95	511100	5436893159	FURNISH SAFETY RUGS, TOWELS, ETC. IN 2011	Dec-2011
2,515	Other	ARAMARK UNIFORM SERVICES				318.95	511100	5436896287	FURNISH SAFETY RUGS, TOWELS, ETC. IN 2011	Dec-2011
2,516	Other	ARAMARK UNIFORM SERVICES				318.95	511100	5436899420	FURNISH SAFETY RUGS, TOWELS, ETC. IN 2011	Dec-2011
2,517	Other	ARAMARK UNIFORM SERVICES				318.95	511100	5436902532	FURNISH SAFETY RUGS, TOWELS, ETC. IN 2012	Jan-2012
2,518	Other	ARAMARK UNIFORM SERVICES				318.95	511100	5436905692	FURNISH SAFETY RUGS, TOWELS, ETC. IN 2012	Jan-2012
2,519	Other	ARAMARK UNIFORM SERVICES				349.97	511100	5436908896	FURNISH SAFETY RUGS, TOWELS, ETC. IN 2012	Jan-2012
2,520	Other	ARAMARK UNIFORM SERVICES				318.95	511100	5436912036	FURNISH SAFETY RUGS, TOWELS, ETC. IN 2012	Jan-2012
2,521	Other	ARAMARK UNIFORM SERVICES				318.95	511100	5436915188	FURNISH SAFETY RUGS, TOWELS, ETC. IN 2012	Jan-2012
2,522	Other	ARAMARK UNIFORM SERVICES				318.95	511100	5436918377	FURNISH SAFETY RUGS, TOWELS, ETC. IN 2012	Feb-2012
2,523	Other	ARAMARK UNIFORM SERVICES				348.95	511100	5436921491	FURNISH SAFETY RUGS, TOWELS, ETC. IN 2012	Feb-2012
2,524	Other	ARAMARK UNIFORM SERVICES				366.95	511100	5436924643	FURNISH SAFETY RUGS, TOWELS, ETC. IN 2012	Feb-2012
2,525	Other	ARAMARK UNIFORM SERVICES				348.95	511100	5436927740	FURNISH SAFETY RUGS, TOWELS, ETC. IN 2012	Feb-2012
2,526	Other	ARAMARK UNIFORM SERVICES				338.95	511100	5436930890	FURNISH SAFETY RUGS, TOWELS, ETC. IN 2012	MAR-2012
2,527	Other	ARAMARK UNIFORM SERVICES				338.95	511100	5436933974	FURNISH SAFETY RUGS, TOWELS, ETC. IN 2012	MAR-2012
2,528	Other	ARAMARK UNIFORM SERVICES				338.95	511100	5436937081	FURNISH SAFETY RUGS, TOWELS, ETC. IN 2012	MAR-2012
2,529	Other	ARAMARK UNIFORM SERVICES				338.95	511100	5436940212	FURNISH SAFETY RUGS, TOWELS, ETC. IN 2012	MAR-2012
2,530	Other	ARAMARK UNIFORM SERVICES INC				289.75	511100	5436777561	FURNISH SAFETY RUGS, TOWELS, ETC. IN 2011	APR-2011
2,531	Other	ARAMARK UNIFORM SERVICES INC				289.75	511100	5436780739	FURNISH SAFETY RUGS, TOWELS, ETC. IN 2011	APR-2011
2,532	Other	ARAMARK UNIFORM SERVICES INC				289.75	511100	5436783977	FURNISH SAFETY RUGS, TOWELS, ETC. IN 2011	APR-2011
2,533	Other	ARAMARK UNIFORM SERVICES INC				309.93	511100	5436787127	FURNISH SAFETY RUGS, TOWELS, ETC. IN 2011	APR-2011
2,534	Other	ARAMARK UNIFORM SERVICES INC				289.75	511100	5436790959	FURNISH SAFETY RUGS, TOWELS, ETC. IN 2011	MAY-2011
2,535	Other	ARAMARK UNIFORM SERVICES INC				289.75	511100	5436794112	FURNISH SAFETY RUGS, TOWELS, ETC. IN 2011	MAY-2011
2,536	Other	ARAMARK UNIFORM SERVICES INC				289.75	511100	5436797285	FURNISH SAFETY RUGS, TOWELS, ETC. IN 2011	MAY-2011
2,537	Other	ARAMARK UNIFORM SERVICES INC				289.75	511100	5436800476	FURNISH SAFETY RUGS, TOWELS, ETC. IN 2011	MAY-2011
2,538	Other	ARAMARK UNIFORM SERVICES INC				289.75	511100	5436804432	FURNISH SAFETY RUGS, TOWELS, ETC. IN 2011	MAY-2011
2,539	Other	ARAMARK UNIFORM SERVICES INC				289.75	511100	5436807577	FURNISH SAFETY RUGS, TOWELS, ETC. IN 2011	Jun-2011
2,540	Other	ARAMARK UNIFORM SERVICES INC				289.75	511100	5436810692	FURNISH SAFETY RUGS, TOWELS, ETC. IN 2011	Jun-2011
2,541	Other	ARAMARK UNIFORM SERVICES INC				317.95	511100	5436813795	FURNISH SAFETY RUGS, TOWELS, ETC. IN 2011	Jun-2011
2,542	Other	ARAMARK UNIFORM SERVICES INC				289.75	511100	5436817121	FURNISH SAFETY RUGS, TOWELS, ETC. IN 2011	Jun-2011
2,543	Other	ARCA				450.00	908005	J703-0110-0312 Adjustment USD	ARCA	MAR-2012
2,544	Other	Arcadis				5,000.00	553100	J701-0110-0312 Adjustment USD	Arcadis	MAR-2012
2,545	Other	ASPHALT PAVING AND MAINTENANCE INC				250.00	935403	1103611	CORRECT SALES TAX Striping of Lot @ KU-Georgetown Office, Invoice #110362-1 and striping of Louden Office, Invoice#110361-1	JUL-2011
2,546	Other	ASPHALT PAVING AND MAINTENANCE INC				250.00	935403	1103621	CORRECT SALES TAX Striping of Lot @ KU-Georgetown Office, Invoice #110362-1 and striping of Louden Office, Invoice#110361-1	JUL-2011
2,547	Other	ASPHALT PAVING AND MAINTENANCE INC				623.50	921003	1103831	CORRECT SALES TAX APM-STONE RD -TEMPORARY PATCHING AS PER INV 110383-1 DATED 8/2/02011	AUG-2011

KENTUCKY UTILITIES COMPANY
Case No. 2012- 00221
Analysis of Professional Services Expenses For the Test Year

(A)	(B)	(C)	(D)	(E)	(F)	(G)	(H)	(I)		
Line No.	Type	Vendor	Rate Case	Audit	Other	Total	Account	Invoice	Description	Period
2,548	Other	ASPHALT PAVING AND MAINTENANCE INC				623.50	921003	1103831	CORRECT SALES TAX APM-STONE RD -TEMPORARY PATCHING AS PER INV 110383-1 DATED 8/2/02011	AUG-2011
2,549	Other	ASPLUNDH TREE EXPERT CO				1,811.56	571100	58066811	EQUIPMENT 0303	MAY-2011
2,550	Other	ASPLUNDH TREE EXPERT CO				463.54	571100	58066811	LABOR RESIDENT CONTRACTOR 0304	MAY-2011
2,551	Other	ASPLUNDH TREE EXPERT CO				3,897.43	571100	58066911	EQUIPMENT 0303	MAY-2011
2,552	Other	ASPLUNDH TREE EXPERT CO				819.66	571100	58066911	LABOR RESIDENT CONTRACTOR 0304	MAY-2011
2,553	Other	ASPLUNDH TREE EXPERT CO				825.00	571100	44E49011	LABOR RESIDENT CONTRACTOR 0304	NOV-2011
2,554	Other	ASPLUNDH TREE EXPERT CO				56,596.20	582100	49E49011	ASPLUNDH, SUBSTATION MOWING & SPRAYING DEC 2011, INVOICE 49E49011, 12/16/11	Jan-2012
2,555	Other	ASPLUNDH TREE EXPERT CO				37,730.80	570100	49E49011	ASPLUNDH, SUBSTATION MOWING & SPRAYING DEC 2011, INVOICE 49E49011, 12/16/11	Jan-2012
2,556	Other	ASPLUNDH TREE EXPERT CO				19,154.82	571100	54V70512	EQUIPMENT 0303	Feb-2012
2,557	Other	ASPLUNDH TREE EXPERT CO				17,713.52	571100	61N18011	EQUIPMENT 0303	MAY-2011
2,558	Other	ASPLUNDH TREE EXPERT CO				54,947.40	582100	67K70111	ASPLUNDH, MOWING & SPRAYING CENTRAL SUBS, JUNE 2011, INVOICE 67K70111, 6/17/2011	JUL-2011
2,559	Other	ASPLUNDH TREE EXPERT CO				36,631.60	570100	67K70111	ASPLUNDH, MOWING & SPRAYING CENTRAL SUBS, JUNE 2011, INVOICE 67K70111, 6/17/2011	JUL-2011
2,560	Other	ASPLUNDH TREE EXPERT CO				714.74	592100	68W92611	Trim trees in Lancaster	JUL-2011
2,561	Other	ASPLUNDH TREE EXPERT CO				824.70	592100	68W92711	Tree trimming Eastland Substation	JUL-2011
2,562	Other	ASPLUNDH TREE EXPERT CO				19,239.81	571100	69Y35111	EQUIPMENT 0303	JUL-2011
2,563	Other	ASPLUNDH TREE EXPERT CO				84.73	570100	70S55111	ASPLUNDH TREE EXP, TRIM & MOW SUBS, INVOICES 70S55111,70W68811,70S55311,74W20511,74H73711,70S55211	SEP-2011
2,564	Other	ASPLUNDH TREE EXPERT CO				56.48	582100	70S55111	ASPLUNDH TREE EXP, TRIM & MOW SUBS, INVOICES 70S55111,70W68811,70S55311,74W20511,74H73711,70S55211	SEP-2011
2,565	Other	ASPLUNDH TREE EXPERT CO				26.52	570100	70S55111	ASPLUNDH TREE EXP, TRIM & MOW SUBS, INVOICES 70S55111,70W68811,70S55311,74W20511,74H73711,70S55211	SEP-2011
2,566	Other	ASPLUNDH TREE EXPERT CO				47.50	570100	70S55211	ASPLUNDH TREE EXP, TRIM & MOW SUBS, INVOICES 70S55111,70W68811,70S55311,74W20511,74H73711,70S55211	SEP-2011
2,567	Other	ASPLUNDH TREE EXPERT CO				31.66	582100	70S55211	ASPLUNDH TREE EXP, TRIM & MOW SUBS, INVOICES 70S55111,70W68811,70S55311,74W20511,74H73711,70S55211	SEP-2011
2,568	Other	ASPLUNDH TREE EXPERT CO				14.87	570100	70S55211	ASPLUNDH TREE EXP, TRIM & MOW SUBS, INVOICES 70S55111,70W68811,70S55311,74W20511,74H73711,70S55211	SEP-2011
2,569	Other	ASPLUNDH TREE EXPERT CO				38.00	570100	70S55311	ASPLUNDH TREE EXP, TRIM & MOW SUBS, INVOICES 70S55111,70W68811,70S55311,74W20511,74H73711,70S55211	SEP-2011
2,570	Other	ASPLUNDH TREE EXPERT CO				25.33	582100	70S55311	ASPLUNDH TREE EXP, TRIM & MOW SUBS, INVOICES 70S55111,70W68811,70S55311,74W20511,74H73711,70S55211	SEP-2011
2,571	Other	ASPLUNDH TREE EXPERT CO				11.89	570100	70S55311	ASPLUNDH TREE EXP, TRIM & MOW SUBS, INVOICES 70S55111,70W68811,70S55311,74W20511,74H73711,70S55211	SEP-2011
2,572	Other	ASPLUNDH TREE EXPERT CO				38.00	570100	70W68811	ASPLUNDH TREE EXP, TRIM & MOW SUBS, INVOICES 70S55111,70W68811,70S55311,74W20511,74H73711,70S55211	SEP-2011
2,573	Other	ASPLUNDH TREE EXPERT CO				25.33	582100	70W68811	ASPLUNDH TREE EXP, TRIM & MOW SUBS, INVOICES 70S55111,70W68811,70S55311,74W20511,74H73711,70S55211	SEP-2011
2,574	Other	ASPLUNDH TREE EXPERT CO				11.89	570100	70W68811	ASPLUNDH TREE EXP, TRIM & MOW SUBS, INVOICES 70S55111,70W68811,70S55311,74W20511,74H73711,70S55211	SEP-2011
2,575	Other	ASPLUNDH TREE EXPERT CO				118.02	570100	74H73711	ASPLUNDH TREE EXP, TRIM & MOW SUBS, INVOICES 70S55111,70W68811,70S55311,74W20511,74H73711,70S55211	SEP-2011
2,576	Other	ASPLUNDH TREE EXPERT CO				78.68	582100	74H73711	ASPLUNDH TREE EXP, TRIM & MOW SUBS, INVOICES 70S55111,70W68811,70S55311,74W20511,74H73711,70S55211	SEP-2011
2,577	Other	ASPLUNDH TREE EXPERT CO				36.94	570100	74H73711	ASPLUNDH TREE EXP, TRIM & MOW SUBS, INVOICES 70S55111,70W68811,70S55311,74W20511,74H73711,70S55211	SEP-2011
2,578	Other	ASPLUNDH TREE EXPERT CO				508.21	570100	74W20511	ASPLUNDH TREE EXP, TRIM & MOW SUBS, INVOICES 70S55111,70W68811,70S55311,74W20511,74H73711,70S55211	SEP-2011
2,579	Other	ASPLUNDH TREE EXPERT CO				338.80	582100	74W20511	ASPLUNDH TREE EXP, TRIM & MOW SUBS, INVOICES 70S55111,70W68811,70S55311,74W20511,74H73711,70S55211	SEP-2011
2,580	Other	ASPLUNDH TREE EXPERT CO				159.08	570100	74W20511	ASPLUNDH TREE EXP, TRIM & MOW SUBS, INVOICES 70S55111,70W68811,70S55311,74W20511,74H73711,70S55211	SEP-2011
2,581	Other	ASPLUNDH TREE EXPERT CO				188.07	582100	77Q26311	ASPLUNDH, MOWING & TRIMMING AT FMC, INVOICE 77Q26311, 10/21/2011	NOV-2011
2,582	Other	ASPLUNDH TREE EXPERT CO				125.37	570100	77Q26311	ASPLUNDH, MOWING & TRIMMING AT FMC, INVOICE 77Q26311, 10/21/2011	NOV-2011
2,583	Other	ASPLUNDH TREE EXPERT CO				27,813.20	571100	79K59311	LABOR RESIDENT CONTRACTOR 0304	NOV-2011
2,584	Other	ASPLUNDH TREE EXPERT CO				21,853.25	571100	AK0107121	LABOR RESIDENT CONTRACTOR 0304	Feb-2012

KENTUCKY UTILITIES COMPANY
Case No. 2012- 00221
Analysis of Professional Services Expenses For the Test Year

(A)	(B)	(C)	(D)	(E)	(F)	(G)	(H)	(I)		
Line No.	Type	Vendor	Rate Case	Audit	Other	Total	Account	Invoice	Description	Period
2,585	Other	ASPLUNDH TREE EXPERT CO				11,124.52	571100	AK0107121	EQUIPMENT 0303	Feb-2012
2,586	Other	ASPLUNDH TREE EXPERT CO				19,810.06	571100	AK0114121	LABOR RESIDENT CONTRACTOR 0304	Feb-2012
2,587	Other	ASPLUNDH TREE EXPERT CO				8,545.30	571100	AK0114121	EQUIPMENT 0303	Feb-2012
2,588	Other	ASPLUNDH TREE EXPERT CO				23,670.74	571100	AK0121121	LABOR RESIDENT CONTRACTOR 0304	Feb-2012
2,589	Other	ASPLUNDH TREE EXPERT CO				10,393.20	571100	AK0121121	EQUIPMENT 0303	Feb-2012
2,590	Other	ASPLUNDH TREE EXPERT CO				26,184.30	571100	AK0128121	LABOR RESIDENT CONTRACTOR 0304	Feb-2012
2,591	Other	ASPLUNDH TREE EXPERT CO				11,997.30	571100	AK0128121	EQUIPMENT 0303	Feb-2012
2,592	Other	ASPLUNDH TREE EXPERT CO				22,223.73	571100	AK0204121	LABOR RESIDENT CONTRACTOR 0304	Feb-2012
2,593	Other	ASPLUNDH TREE EXPERT CO				12,569.20	571100	AK0204121	EQUIPMENT 0303	Feb-2012
2,594	Other	ASPLUNDH TREE EXPERT CO				25,716.91	571100	AK0211121	LABOR RESIDENT CONTRACTOR 0304	Feb-2012
2,595	Other	ASPLUNDH TREE EXPERT CO				14,935.00	571100	AK0211121	EQUIPMENT 0303	Feb-2012
2,596	Other	ASPLUNDH TREE EXPERT CO				20,263.91	571100	AK0218121	LABOR RESIDENT CONTRACTOR 0304	MAR-2012
2,597	Other	ASPLUNDH TREE EXPERT CO				11,744.20	571100	AK0218121	EQUIPMENT 0303	MAR-2012
2,598	Other	ASPLUNDH TREE EXPERT CO				23,443.10	571100	AK0225121	LABOR RESIDENT CONTRACTOR 0304	MAR-2012
2,599	Other	ASPLUNDH TREE EXPERT CO				14,251.96	571100	AK0225121	EQUIPMENT 0303	MAR-2012
2,600	Other	ASPLUNDH TREE EXPERT CO				28,242.20	571100	AK0226111	LABOR 0301	APR-2011
2,601	Other	ASPLUNDH TREE EXPERT CO				1,194.20	571100	AK0226111	EQUIPMENT 0303	APR-2011
2,602	Other	ASPLUNDH TREE EXPERT CO				22,233.81	571100	AK0303121	LABOR RESIDENT CONTRACTOR 0304	MAR-2012
2,603	Other	ASPLUNDH TREE EXPERT CO				12,923.20	571100	AK0303121	EQUIPMENT 0303	MAR-2012
2,604	Other	ASPLUNDH TREE EXPERT CO				30,933.32	571100	AK0312111	LABOR 0301	APR-2011
2,605	Other	ASPLUNDH TREE EXPERT CO				606.67	571100	AK0312111	EQUIPMENT 0303	APR-2011
2,606	Other	ASPLUNDH TREE EXPERT CO				26,137.95	571100	AK0319111	LABOR 0301	APR-2011
2,607	Other	ASPLUNDH TREE EXPERT CO				599.82	571100	AK0319111	EQUIPMENT 0303	APR-2011
2,608	Other	ASPLUNDH TREE EXPERT CO				29,015.72	571100	AK0326111	LABOR 0301	APR-2011
2,609	Other	ASPLUNDH TREE EXPERT CO				522.74	571100	AK0326111	EQUIPMENT 0303	APR-2011
2,610	Other	ASPLUNDH TREE EXPERT CO				30,514.78	571100	AK0402111	EQUIPMENT 0303	MAY-2011
2,611	Other	ASPLUNDH TREE EXPERT CO				384.54	571100	AK0402111	LABOR RESIDENT CONTRACTOR 0304	MAY-2011
2,612	Other	ASPLUNDH TREE EXPERT CO				27,826.38	571100	AK0409111	EQUIPMENT 0303	MAY-2011
2,613	Other	ASPLUNDH TREE EXPERT CO				657.90	571100	AK0409111	LABOR RESIDENT CONTRACTOR 0304	MAY-2011
2,614	Other	ASPLUNDH TREE EXPERT CO				20,843.64	571100	AK0416111	EQUIPMENT 0303	MAY-2011
2,615	Other	ASPLUNDH TREE EXPERT CO				135.00	571100	AK0416111	LABOR RESIDENT CONTRACTOR 0304	MAY-2011
2,616	Other	ASPLUNDH TREE EXPERT CO				20,621.54	571100	AK0423111	EQUIPMENT 0303	MAY-2011
2,617	Other	ASPLUNDH TREE EXPERT CO				438.59	571100	AK0423111	LABOR RESIDENT CONTRACTOR 0304	MAY-2011
2,618	Other	ASPLUNDH TREE EXPERT CO				13,394.12	571100	AK0430111	LABOR RESIDENT CONTRACTOR 0304	Jun-2011
2,619	Other	ASPLUNDH TREE EXPERT CO				17,158.54	571100	AK0507111	LABOR RESIDENT CONTRACTOR 0304	Jun-2011
2,620	Other	ASPLUNDH TREE EXPERT CO				18,703.14	571100	AK0514111	LABOR RESIDENT CONTRACTOR 0304	Jun-2011
2,621	Other	ASPLUNDH TREE EXPERT CO				21,960.54	571100	AK0521111	LABOR RESIDENT CONTRACTOR 0304	Jun-2011
2,622	Other	ASPLUNDH TREE EXPERT CO				14,805.31	571100	AK0528111	LABOR RESIDENT CONTRACTOR 0304	Jun-2011
2,623	Other	ASPLUNDH TREE EXPERT CO				8,258.00	571100	AK0528111	EQUIPMENT 0303	Jun-2011
2,624	Other	ASPLUNDH TREE EXPERT CO				15,758.75	571100	AK0604111	LABOR RESIDENT CONTRACTOR 0304	JUL-2011
2,625	Other	ASPLUNDH TREE EXPERT CO				14,614.08	571100	AK0604111	EQUIPMENT 0303	JUL-2011
2,626	Other	ASPLUNDH TREE EXPERT CO				19,111.87	571100	AK0611111	LABOR RESIDENT CONTRACTOR 0304	JUL-2011
2,627	Other	ASPLUNDH TREE EXPERT CO				16,201.14	571100	AK0611111	EQUIPMENT 0303	JUL-2011
2,628	Other	ASPLUNDH TREE EXPERT CO				18,719.39	571100	AK0618111	EQUIPMENT 0303	JUL-2011
2,629	Other	ASPLUNDH TREE EXPERT CO				16,250.64	571100	AK0618111	LABOR RESIDENT CONTRACTOR 0304	JUL-2011
2,630	Other	ASPLUNDH TREE EXPERT CO				16,111.57	571100	AK0625111	LABOR RESIDENT CONTRACTOR 0304	JUL-2011
2,631	Other	ASPLUNDH TREE EXPERT CO				12,342.10	571100	AK0625111	EQUIPMENT 0303	JUL-2011
2,632	Other	ASPLUNDH TREE EXPERT CO				25,032.26	571100	AK0702111	LABOR RESIDENT CONTRACTOR 0304	AUG-2011
2,633	Other	ASPLUNDH TREE EXPERT CO				390.00	571100	AK0702111	EQUIPMENT 0303	AUG-2011
2,634	Other	ASPLUNDH TREE EXPERT CO				23,135.99	571100	AK0709111	LABOR RESIDENT CONTRACTOR 0304	AUG-2011
2,635	Other	ASPLUNDH TREE EXPERT CO				320.00	571100	AK0709111	EQUIPMENT 0303	AUG-2011
2,636	Other	ASPLUNDH TREE EXPERT CO				35,924.08	571100	AK0715111	LABOR RESIDENT CONTRACTOR 0304	AUG-2011
2,637	Other	ASPLUNDH TREE EXPERT CO				2,855.45	571100	AK0715111	EQUIPMENT 0303	AUG-2011
2,638	Other	ASPLUNDH TREE EXPERT CO				28,886.72	571100	AK0723111	LABOR RESIDENT CONTRACTOR 0304	AUG-2011
2,639	Other	ASPLUNDH TREE EXPERT CO				795.90	571100	AK0723111	EQUIPMENT 0303	AUG-2011
2,640	Other	ASPLUNDH TREE EXPERT CO				27,045.94	571100	AK0730111	LABOR RESIDENT CONTRACTOR 0304	SEP-2011
2,641	Other	ASPLUNDH TREE EXPERT CO				212.38	571100	AK0730111	EQUIPMENT 0303	SEP-2011
2,642	Other	ASPLUNDH TREE EXPERT CO				28,347.64	571100	AK0806111	EQUIPMENT 0303	SEP-2011
2,643	Other	ASPLUNDH TREE EXPERT CO				404.28	571100	AK0806111	LABOR RESIDENT CONTRACTOR 0304	SEP-2011
2,644	Other	ASPLUNDH TREE EXPERT CO				21,375.34	571100	AK0813111	EQUIPMENT 0303	SEP-2011

KENTUCKY UTILITIES COMPANY
Case No. 2012- 00221
Analysis of Professional Services Expenses For the Test Year

(A)	(B)	(C)	(D)	(E)	(F)	(G)	(H)	(I)		
Line No.	Type	Vendor	Rate Case	Audit	Other	Total	Account	Invoice	Description	Period
2,645	Other	ASPLUNDH TREE EXPERT CO				469.74	571100	AK0813111	LABOR RESIDENT CONTRACTOR 0304	SEP-2011
2,646	Other	ASPLUNDH TREE EXPERT CO				29,727.64	571100	AK0820111	EQUIPMENT 0303	SEP-2011
2,647	Other	ASPLUNDH TREE EXPERT CO				569.94	571100	AK0820111	LABOR RESIDENT CONTRACTOR 0304	SEP-2011
2,648	Other	ASPLUNDH TREE EXPERT CO				21,908.45	571100	AK0827111	LABOR RESIDENT CONTRACTOR 0304	OCT-2011
2,649	Other	ASPLUNDH TREE EXPERT CO				10,884.80	571100	AK0827111	EQUIPMENT 0303	OCT-2011
2,650	Other	ASPLUNDH TREE EXPERT CO				12,540.37	571100	AK0903111	LABOR RESIDENT CONTRACTOR 0304	OCT-2011
2,651	Other	ASPLUNDH TREE EXPERT CO				8,607.00	571100	AK0903111	EQUIPMENT 0303	OCT-2011
2,652	Other	ASPLUNDH TREE EXPERT CO				11,405.60	571100	AK0910111	LABOR RESIDENT CONTRACTOR 0304	OCT-2011
2,653	Other	ASPLUNDH TREE EXPERT CO				8,051.19	571100	AK0910111	EQUIPMENT 0303	OCT-2011
2,654	Other	ASPLUNDH TREE EXPERT CO				15,908.85	571100	AK0917111	LABOR RESIDENT CONTRACTOR 0304	OCT-2011
2,655	Other	ASPLUNDH TREE EXPERT CO				9,874.40	571100	AK0917111	EQUIPMENT 0303	OCT-2011
2,656	Other	ASPLUNDH TREE EXPERT CO				25,280.32	571100	AK0924111	LABOR RESIDENT CONTRACTOR 0304	OCT-2011
2,657	Other	ASPLUNDH TREE EXPERT CO				13,977.80	571100	AK0924111	EQUIPMENT 0303	OCT-2011
2,658	Other	ASPLUNDH TREE EXPERT CO				20,195.46	571100	AK1001111	EQUIPMENT 0303	NOV-2011
2,659	Other	ASPLUNDH TREE EXPERT CO				14,122.62	571100	AK1001111	LABOR RESIDENT CONTRACTOR 0304	NOV-2011
2,660	Other	ASPLUNDH TREE EXPERT CO				23,355.92	571100	AK1008111	LABOR RESIDENT CONTRACTOR 0304	NOV-2011
2,661	Other	ASPLUNDH TREE EXPERT CO				13,589.60	571100	AK1008111	EQUIPMENT 0303	NOV-2011
2,662	Other	ASPLUNDH TREE EXPERT CO				24,309.74	571100	AK1015111	LABOR RESIDENT CONTRACTOR 0304	NOV-2011
2,663	Other	ASPLUNDH TREE EXPERT CO				12,992.10	571100	AK1015111	EQUIPMENT 0303	NOV-2011
2,664	Other	ASPLUNDH TREE EXPERT CO				22,952.58	571100	AK1022111	LABOR RESIDENT CONTRACTOR 0304	NOV-2011
2,665	Other	ASPLUNDH TREE EXPERT CO				11,653.60	571100	AK1022111	EQUIPMENT 0303	NOV-2011
2,666	Other	ASPLUNDH TREE EXPERT CO				18,426.32	571100	AK1029111	LABOR RESIDENT CONTRACTOR 0304	NOV-2011
2,667	Other	ASPLUNDH TREE EXPERT CO				10,747.80	571100	AK1029111	EQUIPMENT 0303	NOV-2011
2,668	Other	ASPLUNDH TREE EXPERT CO				13,480.10	571100	AK1105111	LABOR RESIDENT CONTRACTOR 0304	NOV-2011
2,669	Other	ASPLUNDH TREE EXPERT CO				11,063.80	571100	AK1105111	EQUIPMENT 0303	NOV-2011
2,670	Other	ASPLUNDH TREE EXPERT CO				11,937.54	571100	AK1112111	LABOR RESIDENT CONTRACTOR 0304	Dec-2011
2,671	Other	ASPLUNDH TREE EXPERT CO				8,847.30	571100	AK1112111	EQUIPMENT 0303	Dec-2011
2,672	Other	ASPLUNDH TREE EXPERT CO				14,096.84	571100	AK1119111	LABOR RESIDENT CONTRACTOR 0304	Dec-2011
2,673	Other	ASPLUNDH TREE EXPERT CO				5,460.70	571100	AK1119111	EQUIPMENT 0303	Dec-2011
2,674	Other	ASPLUNDH TREE EXPERT CO				14,126.26	571100	AK1126111	LABOR RESIDENT CONTRACTOR 0304	Dec-2011
2,675	Other	ASPLUNDH TREE EXPERT CO				3,604.78	571100	AK1126111	EQUIPMENT 0303	Dec-2011
2,676	Other	ASPLUNDH TREE EXPERT CO				27,502.74	571100	AK1203111	LABOR RESIDENT CONTRACTOR 0304	Dec-2011
2,677	Other	ASPLUNDH TREE EXPERT CO				7,037.47	571100	AK1203111	EQUIPMENT 0303	Dec-2011
2,678	Other	ASPLUNDH TREE EXPERT CO				26,159.94	571100	AK1210111	LABOR RESIDENT CONTRACTOR 0304	Jan-2012
2,679	Other	ASPLUNDH TREE EXPERT CO				270.03	571100	AK1210111	EQUIPMENT 0303	Jan-2012
2,680	Other	ASPLUNDH TREE EXPERT CO				28,481.94	571100	AK1217111	LABOR RESIDENT CONTRACTOR 0304	Jan-2012
2,681	Other	ASPLUNDH TREE EXPERT CO				210.00	571100	AK1217111	EQUIPMENT 0303	Jan-2012
2,682	Other	ASPLUNDH TREE EXPERT CO				28,710.50	571100	AK1224111	LABOR RESIDENT CONTRACTOR 0304	Jan-2012
2,683	Other	ASPLUNDH TREE EXPERT CO				210.00	571100	AK1224111	EQUIPMENT 0303	Jan-2012
2,684	Other	ASPLUNDH TREE EXPERT CO				28,564.26	571100	AK1231111	LABOR RESIDENT CONTRACTOR 0304	Jan-2012
2,685	Other	ASPLUNDH TREE EXPERT CO				180.00	571100	AK1231111	EQUIPMENT 0303	Jan-2012
2,686	Other	ASPLUNDH TREE EXPERT CO				68,466.18	571100	J702-0110-0312 Adjustment USD	Manual Accrual-Asplundh - KU	MAR-2012
2,687	Other	ASPLUNDH TREE EXPERT CO				41,062.00	571100	J702-0110-0312 Adjustment USD	Manual Accrual-Asplundh - KU	MAR-2012
2,688	Other	ASPLUNDH TREE EXPERT CO				(79,112.82)	571100	Reverses *J702-0110-0311 Adjustment USD	Manual Accrual-Asplundh - KU	APR-2011
2,689	Other	ASPLUNDH TREE EXPERT CO				(40,939.90)	571100	Reverses *J702-0110-0311 Adjustment USD	Manual Accrual-Asplundh - KU	APR-2011
2,690	Other	ASSOCIATED ENGINEERS INC				675.00	510100	2362	ASSOCIATED ENGINEERS: MILLAY: T&M CONSULTING WORK FOR EPA ASSESSMENT REPORT - REOPEN PO 49569 for Invoice 2362	AUG-2011
2,691	Other	ASSOCIATED ENGINEERS INC				2,199.74	510100	03059	ASSOCIATED ENGINEERS: MILLAY: GR Raising Dam Crest: Invoice 03059	AUG-2011
2,692	Other	ASSOCIATED ENGINEERS INC				2,985.63	510100	03102	ASSOCIATED ENGINEERS: MILLAY: GR Raising Dam Crest: Invoice 03102	AUG-2011
2,693	Other	ASSOCIATED ENGINEERS INC				3,900.00	921004	111073	ASSOCIATED ENGINEERS INC-CIVIL ENGINEERING AND SURVEY SERVICES FOR EDDYVILLE STOREROOM SITE - PHASE I	MAR-2012
2,694	Other	ASSOCIATED RAILROAD CONTRACTORS INC				1,522.00	511100	1106078	EQUIPMENT/MATERIAL TO REPLACE SWITCH AT GUARD GATE #2	JUL-2011
2,695	Other	ASSOCIATED RAILROAD CONTRACTORS INC				1,000.00	511100	1106078	LABOR TO REPLACE SWITCH AT GUARD GATE #2	JUL-2011
2,696	Other	ASSOCIATED RAILROAD CONTRACTORS INC				1,358.12	512100	1202014	LABOR TO REPAIR SOUTH RAIL OF STACKER TRACKS	MAR-2012
2,697	Other	ASSOCIATED RAILROAD CONTRACTORS INC				70.69	512100	1202014	EQUIPMENT/MATERIAL TO REPAIR SOUTH RAIL OF STACKER TRACKS	MAR-2012
2,698	Other	ASSURED ASSET PROTECTION INC				406.36	921004	201133	CORRECT SALES TAX	APR-2011
2,699	Other	ASSURED ASSET PROTECTION INC				378.68	921004	201133	CORRECT SALES TAX	APR-2011
2,700	Other	ASSURED ASSET PROTECTION INC				59.13	921004	201133	CORRECT SALES TAX	APR-2011
2,701	Other	ASSURED ASSET PROTECTION INC				732.54	921004	201134	CORRECT SALES TAX	APR-2011
2,702	Other	ASSURED ASSET PROTECTION INC				682.64	921004	201134	CORRECT SALES TAX	APR-2011

KENTUCKY UTILITIES COMPANY
Case No. 2012- 00221
Analysis of Professional Services Expenses For the Test Year

(A)	(B)	(C)	(D)	(E)	(F)	(G)	(H)	(I)		
Line No.	Type	Vendor	Rate Case	Audit	Other	Total	Account	Invoice	Description	Period
2,703	Other	ASSURED ASSET PROTECTION INC				106.59	921004	201134	CORRECT SALES TAX	APR-2011
2,704	Other	ASSURED ASSET PROTECTION INC				126.25	921004	201135	CORRECT SALES TAX	APR-2011
2,705	Other	ASSURED ASSET PROTECTION INC				117.65	921004	201135	CORRECT SALES TAX	APR-2011
2,706	Other	ASSURED ASSET PROTECTION INC				18.37	921004	201135	CORRECT SALES TAX	APR-2011
2,707	Other	ASSURED ASSET PROTECTION INC				4.85	921004	201137	CORRECT SALES TAX	APR-2011
2,708	Other	ASSURED ASSET PROTECTION INC				4.52	921004	201137	CORRECT SALES TAX	APR-2011
2,709	Other	ASSURED ASSET PROTECTION INC				0.71	921004	201137	CORRECT SALES TAX	APR-2011
2,710	Other	ASSURED ASSET PROTECTION INC				451.52	921004	201144	CORRECT SALES TAX	MAY-2011
2,711	Other	ASSURED ASSET PROTECTION INC				420.77	921004	201144	CORRECT SALES TAX	MAY-2011
2,712	Other	ASSURED ASSET PROTECTION INC				65.70	921004	201144	CORRECT SALES TAX	MAY-2011
2,713	Other	ASSURED ASSET PROTECTION INC				557.26	921004	201145	CORRECT SALES TAX	MAY-2011
2,714	Other	ASSURED ASSET PROTECTION INC				519.30	921004	201145	CORRECT SALES TAX	MAY-2011
2,715	Other	ASSURED ASSET PROTECTION INC				81.09	921004	201145	CORRECT SALES TAX	MAY-2011
2,716	Other	ASSURED ASSET PROTECTION INC				138.37	921004	201146	CORRECT SALES TAX	MAY-2011
2,717	Other	ASSURED ASSET PROTECTION INC				128.94	921004	201146	CORRECT SALES TAX	MAY-2011
2,718	Other	ASSURED ASSET PROTECTION INC				20.13	921004	201146	CORRECT SALES TAX	MAY-2011
2,719	Other	ASSURED ASSET PROTECTION INC				312.50	921003	201148	CORRECT SALES TAX ASSURED ASSET PROTECTION-MIDWAY SERV CTR - INSP, TESTING AND MAINTENANCE OF FIRE PROTECTION SYSTEMS AS PER INV #2011-48 DATED 6/3/2011	SEP-2011
2,720	Other	ASSURED ASSET PROTECTION INC				55.23	921004	201150	CORRECT SALES TAX	MAY-2011
2,721	Other	ASSURED ASSET PROTECTION INC				51.46	921004	201150	CORRECT SALES TAX	MAY-2011
2,722	Other	ASSURED ASSET PROTECTION INC				8.04	921004	201150	CORRECT SALES TAX	MAY-2011
2,723	Other	ASSURED ASSET PROTECTION INC				254.95	921004	201161	CORRECT SALES TAX This is to obtain a PO for Assured Asset Protection for Servco CPA 40174	Jun-2011
2,724	Other	ASSURED ASSET PROTECTION INC				237.59	921004	201161	CORRECT SALES TAX This is to obtain a PO for Assured Asset Protection for Servco CPA 40174	Jun-2011
2,725	Other	ASSURED ASSET PROTECTION INC				37.10	921004	201161	CORRECT SALES TAX This is to obtain a PO for Assured Asset Protection for Servco CPA 40174	Jun-2011
2,726	Other	ASSURED ASSET PROTECTION INC				594.56	921004	201162	CORRECT SALES TAX This is to obtain a PO for Assured Asset Protection for Servco CPA 40174	Jun-2011
2,727	Other	ASSURED ASSET PROTECTION INC				554.07	921004	201162	CORRECT SALES TAX This is to obtain a PO for Assured Asset Protection for Servco CPA 40174	Jun-2011
2,728	Other	ASSURED ASSET PROTECTION INC				86.52	921004	201162	CORRECT SALES TAX This is to obtain a PO for Assured Asset Protection for Servco CPA 40174	Jun-2011
2,729	Other	ASSURED ASSET PROTECTION INC				161.70	921004	201163	CORRECT SALES TAX This is to obtain a PO for Assured Asset Protection for Servco CPA 40174	Jun-2011
2,730	Other	ASSURED ASSET PROTECTION INC				150.69	921004	201163	CORRECT SALES TAX This is to obtain a PO for Assured Asset Protection for Servco CPA 40174	Jun-2011
2,731	Other	ASSURED ASSET PROTECTION INC				23.53	921004	201163	CORRECT SALES TAX This is to obtain a PO for Assured Asset Protection for Servco CPA 40174	Jun-2011
2,732	Other	ASSURED ASSET PROTECTION INC				4.85	921004	201165	CORRECT SALES TAX This is to obtain a PO for Assured Asset Protection for Servco CPA 40174	Jun-2011
2,733	Other	ASSURED ASSET PROTECTION INC				4.52	921004	201165	CORRECT SALES TAX This is to obtain a PO for Assured Asset Protection for Servco CPA 40174	Jun-2011
2,734	Other	ASSURED ASSET PROTECTION INC				0.71	921004	201165	CORRECT SALES TAX This is to obtain a PO for Assured Asset Protection for Servco CPA 40174	Jun-2011
2,735	Other	ASSURED ASSET PROTECTION INC				750.65	921004	201169	CORRECT SALES TAX This is to obtain a PO for Assured Asset Protection for Servco CPA 40174	JUL-2011
2,736	Other	ASSURED ASSET PROTECTION INC				699.52	921004	201169	CORRECT SALES TAX This is to obtain a PO for Assured Asset Protection for Servco CPA 40174	JUL-2011
2,737	Other	ASSURED ASSET PROTECTION INC				109.23	921004	201169	CORRECT SALES TAX This is to obtain a PO for Assured Asset Protection for Servco CPA 40174	JUL-2011
2,738	Other	ASSURED ASSET PROTECTION INC				825.49	921004	201170	CORRECT SALES TAX This is to obtain a PO for Assured Asset Protection for Servco CPA 40174	JUL-2011
2,739	Other	ASSURED ASSET PROTECTION INC				769.26	921004	201170	CORRECT SALES TAX This is to obtain a PO for Assured Asset Protection for Servco CPA 40174	JUL-2011
2,740	Other	ASSURED ASSET PROTECTION INC				120.12	921004	201170	CORRECT SALES TAX This is to obtain a PO for Assured Asset Protection for Servco CPA 40174	JUL-2011
2,741	Other	ASSURED ASSET PROTECTION INC				168.40	921004	201171	CORRECT SALES TAX This is to obtain a PO for Assured Asset Protection for Servco CPA 40174	JUL-2011

KENTUCKY UTILITIES COMPANY
Case No. 2012- 00221
Analysis of Professional Services Expenses For the Test Year

(A)	(B)	(C)	(D)	(E)	(F)	(G)	(H)	(I)		
Line No.	Type	Vendor	Rate Case	Audit	Other	Total	Account	Invoice	Description	Period
2,742	Other	ASSURED ASSET PROTECTION INC				156.93	921004	201171	CORRECT SALES TAX CPA 40174	This is to obtain a PO for Assured Asset Protection for Servco JUL-2011
2,743	Other	ASSURED ASSET PROTECTION INC				24.50	921004	201171	CORRECT SALES TAX CPA 40174	This is to obtain a PO for Assured Asset Protection for Servco JUL-2011
2,744	Other	ASSURED ASSET PROTECTION INC				105.68	921004	201172	CORRECT SALES TAX CPA 40174	This is to obtain a PO for Assured Asset Protection for Servco JUL-2011
2,745	Other	ASSURED ASSET PROTECTION INC				98.48	921004	201172	CORRECT SALES TAX CPA 40174	This is to obtain a PO for Assured Asset Protection for Servco JUL-2011
2,746	Other	ASSURED ASSET PROTECTION INC				15.38	921004	201172	CORRECT SALES TAX CPA 40174	This is to obtain a PO for Assured Asset Protection for Servco JUL-2011
2,747	Other	ASSURED ASSET PROTECTION INC				516.36	921004	201178	CORRECT SALES TAX CPA 40174	This is to obtain a PO for Assured Asset Protection for Servco AUG-2011
2,748	Other	ASSURED ASSET PROTECTION INC				481.19	921004	201178	CORRECT SALES TAX CPA 40174	This is to obtain a PO for Assured Asset Protection for Servco AUG-2011
2,749	Other	ASSURED ASSET PROTECTION INC				75.14	921004	201178	CORRECT SALES TAX CPA 40174	This is to obtain a PO for Assured Asset Protection for Servco AUG-2011
2,750	Other	ASSURED ASSET PROTECTION INC				632.83	921004	201179	CORRECT SALES TAX CPA 40174	This is to obtain a PO for Assured Asset Protection for Servco AUG-2011
2,751	Other	ASSURED ASSET PROTECTION INC				589.73	921004	201179	CORRECT SALES TAX CPA 40174	This is to obtain a PO for Assured Asset Protection for Servco AUG-2011
2,752	Other	ASSURED ASSET PROTECTION INC				92.08	921004	201179	CORRECT SALES TAX CPA 40174	This is to obtain a PO for Assured Asset Protection for Servco AUG-2011
2,753	Other	ASSURED ASSET PROTECTION INC				117.21	921004	201180	CORRECT SALES TAX CPA 40174	This is to obtain a PO for Assured Asset Protection for Servco AUG-2011
2,754	Other	ASSURED ASSET PROTECTION INC				109.22	921004	201180	CORRECT SALES TAX CPA 40174	This is to obtain a PO for Assured Asset Protection for Servco AUG-2011
2,755	Other	ASSURED ASSET PROTECTION INC				17.05	921004	201180	CORRECT SALES TAX CPA 40174	This is to obtain a PO for Assured Asset Protection for Servco AUG-2011
2,756	Other	ASSURED ASSET PROTECTION INC				25.65	921004	201182	CORRECT SALES TAX CPA 40174	This is to obtain a PO for Assured Asset Protection for Servco AUG-2011
2,757	Other	ASSURED ASSET PROTECTION INC				23.90	921004	201182	CORRECT SALES TAX CPA 40174	This is to obtain a PO for Assured Asset Protection for Servco AUG-2011
2,758	Other	ASSURED ASSET PROTECTION INC				3.73	921004	201182	CORRECT SALES TAX CPA 40174	This is to obtain a PO for Assured Asset Protection for Servco AUG-2011
2,759	Other	ASSURED ASSET PROTECTION INC				378.66	921004	201190	CORRECT SALES TAX CPA 40174	This is to obtain a PO for Assured Asset Protection for Servco SEP-2011
2,760	Other	ASSURED ASSET PROTECTION INC				352.87	921004	201190	CORRECT SALES TAX CPA 40174	This is to obtain a PO for Assured Asset Protection for Servco SEP-2011
2,761	Other	ASSURED ASSET PROTECTION INC				55.10	921004	201190	CORRECT SALES TAX CPA 40174	This is to obtain a PO for Assured Asset Protection for Servco SEP-2011
2,762	Other	ASSURED ASSET PROTECTION INC				639.47	921004	201191	CORRECT SALES TAX CPA 40174	This is to obtain a PO for Assured Asset Protection for Servco SEP-2011
2,763	Other	ASSURED ASSET PROTECTION INC				595.92	921004	201191	CORRECT SALES TAX CPA 40174	This is to obtain a PO for Assured Asset Protection for Servco SEP-2011
2,764	Other	ASSURED ASSET PROTECTION INC				93.05	921004	201191	CORRECT SALES TAX CPA 40174	This is to obtain a PO for Assured Asset Protection for Servco SEP-2011
2,765	Other	ASSURED ASSET PROTECTION INC				162.61	921004	201192	CORRECT SALES TAX CPA 40174	This is to obtain a PO for Assured Asset Protection for Servco SEP-2011
2,766	Other	ASSURED ASSET PROTECTION INC				151.53	921004	201192	CORRECT SALES TAX CPA 40174	This is to obtain a PO for Assured Asset Protection for Servco SEP-2011
2,767	Other	ASSURED ASSET PROTECTION INC				23.66	921004	201192	CORRECT SALES TAX CPA 40174	This is to obtain a PO for Assured Asset Protection for Servco SEP-2011
2,768	Other	ASSURED ASSET PROTECTION INC				25.03	921004	201195	CORRECT SALES TAX CPA 40174	This is to obtain a PO for Assured Asset Protection for Servco SEP-2011
2,769	Other	ASSURED ASSET PROTECTION INC				23.33	921004	201195	CORRECT SALES TAX CPA 40174	This is to obtain a PO for Assured Asset Protection for Servco SEP-2011
2,770	Other	ASSURED ASSET PROTECTION INC				3.64	921004	201195	CORRECT SALES TAX CPA 40174	This is to obtain a PO for Assured Asset Protection for Servco SEP-2011
2,771	Other	ASSURED ASSET PROTECTION INC				446.89	921004	201214	This is to obtain a PO for Assured Asset Protection for Servco CPA 40174	MAR-2012
2,772	Other	ASSURED ASSET PROTECTION INC				416.45	921004	201214	This is to obtain a PO for Assured Asset Protection for Servco CPA 40174	MAR-2012

KENTUCKY UTILITIES COMPANY
Case No. 2012- 00221
Analysis of Professional Services Expenses For the Test Year

(A)	(B)	(C)	(D)	(E)	(F)	(G)	(H)	(I)		
Line No.	Type	Vendor	Rate Case	Audit	Other	Total	Account	Invoice	Description	Period
2,773	Other	ASSURED ASSET PROTECTION INC				65.03	921004	201214	This is to obtain a PO for Assured Asset Protection for Servco CPA 40174	MAR-2012
2,774	Other	ASSURED ASSET PROTECTION INC				624.85	921004	201215	This is to obtain a PO for Assured Asset Protection for Servco CPA 40174	MAR-2012
2,775	Other	ASSURED ASSET PROTECTION INC				562.29	921004	201215	This is to obtain a PO for Assured Asset Protection for Servco CPA 40174	MAR-2012
2,776	Other	ASSURED ASSET PROTECTION INC				90.92	921004	201215	This is to obtain a PO for Assured Asset Protection for Servco CPA 40174	MAR-2012
2,777	Other	ASSURED ASSET PROTECTION INC				101.95	921004	201216	This is to obtain a PO for Assured Asset Protection for Servco CPA 40174	MAR-2012
2,778	Other	ASSURED ASSET PROTECTION INC				95.00	921004	201216	This is to obtain a PO for Assured Asset Protection for Servco CPA 40174	MAR-2012
2,779	Other	ASSURED ASSET PROTECTION INC				14.83	921004	201216	This is to obtain a PO for Assured Asset Protection for Servco CPA 40174	MAR-2012
2,780	Other	ASSURED ASSET PROTECTION INC				4.85	921004	201222	This is to obtain a PO for Assured Asset Protection for Servco CPA 40174	MAR-2012
2,781	Other	ASSURED ASSET PROTECTION INC				4.52	921004	201222	This is to obtain a PO for Assured Asset Protection for Servco CPA 40174	MAR-2012
2,782	Other	ASSURED ASSET PROTECTION INC				0.71	921004	201222	This is to obtain a PO for Assured Asset Protection for Servco CPA 40174	MAR-2012
2,783	Other	ASSURED ASSET PROTECTION INC				608.78	921004	2011100	CORRECT SALES TAX This is to obtain a PO for Assured Asset Protection for Servco CPA 40174	OCT-2011
2,784	Other	ASSURED ASSET PROTECTION INC				567.32	921004	2011100	CORRECT SALES TAX This is to obtain a PO for Assured Asset Protection for Servco CPA 40174	OCT-2011
2,785	Other	ASSURED ASSET PROTECTION INC				88.58	921004	2011100	CORRECT SALES TAX This is to obtain a PO for Assured Asset Protection for Servco CPA 40174	OCT-2011
2,786	Other	ASSURED ASSET PROTECTION INC				496.70	921004	2011101	CORRECT SALES TAX This is to obtain a PO for Assured Asset Protection for Servco CPA 40174	OCT-2011
2,787	Other	ASSURED ASSET PROTECTION INC				462.87	921004	2011101	CORRECT SALES TAX This is to obtain a PO for Assured Asset Protection for Servco CPA 40174	OCT-2011
2,788	Other	ASSURED ASSET PROTECTION INC				72.27	921004	2011101	CORRECT SALES TAX This is to obtain a PO for Assured Asset Protection for Servco CPA 40174	OCT-2011
2,789	Other	ASSURED ASSET PROTECTION INC				171.33	921004	2011102	CORRECT SALES TAX This is to obtain a PO for Assured Asset Protection for Servco CPA 40174	OCT-2011
2,790	Other	ASSURED ASSET PROTECTION INC				159.66	921004	2011102	CORRECT SALES TAX This is to obtain a PO for Assured Asset Protection for Servco CPA 40174	OCT-2011
2,791	Other	ASSURED ASSET PROTECTION INC				24.93	921004	2011102	CORRECT SALES TAX This is to obtain a PO for Assured Asset Protection for Servco CPA 40174	OCT-2011
2,792	Other	ASSURED ASSET PROTECTION INC				4.85	921004	2011107	CORRECT SALES TAX This is to obtain a PO for Assured Asset Protection for Servco CPA 40174	OCT-2011
2,793	Other	ASSURED ASSET PROTECTION INC				4.52	921004	2011107	CORRECT SALES TAX This is to obtain a PO for Assured Asset Protection for Servco CPA 40174	OCT-2011
2,794	Other	ASSURED ASSET PROTECTION INC				0.71	921004	2011107	CORRECT SALES TAX This is to obtain a PO for Assured Asset Protection for Servco CPA 40174	OCT-2011
2,795	Other	ASSURED ASSET PROTECTION INC				486.51	921004	2011116	CORRECT SALES TAX This is to obtain a PO for Assured Asset Protection for Servco CPA 40174	NOV-2011
2,796	Other	ASSURED ASSET PROTECTION INC				453.37	921004	2011116	CORRECT SALES TAX This is to obtain a PO for Assured Asset Protection for Servco CPA 40174	NOV-2011
2,797	Other	ASSURED ASSET PROTECTION INC				70.79	921004	2011116	CORRECT SALES TAX This is to obtain a PO for Assured Asset Protection for Servco CPA 40174	NOV-2011
2,798	Other	ASSURED ASSET PROTECTION INC				330.68	921004	2011117	CORRECT SALES TAX This is to obtain a PO for Assured Asset Protection for Servco CPA 40174	NOV-2011
2,799	Other	ASSURED ASSET PROTECTION INC				308.16	921004	2011117	CORRECT SALES TAX This is to obtain a PO for Assured Asset Protection for Servco CPA 40174	NOV-2011
2,800	Other	ASSURED ASSET PROTECTION INC				48.12	921004	2011117	CORRECT SALES TAX This is to obtain a PO for Assured Asset Protection for Servco CPA 40174	NOV-2011
2,801	Other	ASSURED ASSET PROTECTION INC				380.50	921004	2011118	CORRECT SALES TAX This is to obtain a PO for Assured Asset Protection for Servco CPA 40174	NOV-2011
2,802	Other	ASSURED ASSET PROTECTION INC				354.58	921004	2011118	CORRECT SALES TAX This is to obtain a PO for Assured Asset Protection for Servco CPA 40174	NOV-2011
2,803	Other	ASSURED ASSET PROTECTION INC				55.37	921004	2011118	CORRECT SALES TAX This is to obtain a PO for Assured Asset Protection for Servco CPA 40174	NOV-2011
2,804	Other	ASSURED ASSET PROTECTION INC				4.85	921004	2011122	CORRECT SALES TAX This is to obtain a PO for Assured Asset Protection for Servco CPA 40174	NOV-2011
2,805	Other	ASSURED ASSET PROTECTION INC				4.52	921004	2011122	CORRECT SALES TAX This is to obtain a PO for Assured Asset Protection for Servco CPA 40174	NOV-2011
2,806	Other	ASSURED ASSET PROTECTION INC				0.71	921004	2011122	CORRECT SALES TAX This is to obtain a PO for Assured Asset Protection for Servco CPA 40174	NOV-2011
2,807	Other	ASSURED ASSET PROTECTION INC				389.05	935403	2011126	inv 2011-126	MAR-2012

KENTUCKY UTILITIES COMPANY
Case No. 2012- 00221
Analysis of Professional Services Expenses For the Test Year

(A)	(B)	(C)	(D)	(E)	(F)	(G)	(H)	(I)		
Line No.	Type	Vendor	Rate Case	Audit	Other	Total	Account	Invoice	Description	Period
2,808	Other	ASSURED ASSET PROTECTION INC				456.00	921004	2011134	CORRECT SALES TAX This is to obtain a PO for Assured Asset Protection for Servco CPA 40174	Dec-2011
2,809	Other	ASSURED ASSET PROTECTION INC				424.94	921004	2011134	CORRECT SALES TAX This is to obtain a PO for Assured Asset Protection for Servco CPA 40174	Dec-2011
2,810	Other	ASSURED ASSET PROTECTION INC				66.35	921004	2011134	CORRECT SALES TAX This is to obtain a PO for Assured Asset Protection for Servco CPA 40174	Dec-2011
2,811	Other	ASSURED ASSET PROTECTION INC				453.40	921004	2011135	CORRECT SALES TAX This is to obtain a PO for Assured Asset Protection for Servco CPA 40174	Dec-2011
2,812	Other	ASSURED ASSET PROTECTION INC				422.52	921004	2011135	CORRECT SALES TAX This is to obtain a PO for Assured Asset Protection for Servco CPA 40174	Dec-2011
2,813	Other	ASSURED ASSET PROTECTION INC				65.97	921004	2011135	CORRECT SALES TAX This is to obtain a PO for Assured Asset Protection for Servco CPA 40174	Dec-2011
2,814	Other	ASSURED ASSET PROTECTION INC				107.80	921004	2011136	CORRECT SALES TAX This is to obtain a PO for Assured Asset Protection for Servco CPA 40174	Dec-2011
2,815	Other	ASSURED ASSET PROTECTION INC				100.46	921004	2011136	CORRECT SALES TAX This is to obtain a PO for Assured Asset Protection for Servco CPA 40174	Dec-2011
2,816	Other	ASSURED ASSET PROTECTION INC				15.69	921004	2011136	CORRECT SALES TAX This is to obtain a PO for Assured Asset Protection for Servco CPA 40174	Dec-2011
2,817	Other	ASSURED ASSET PROTECTION INC				5.65	921004	2011142	CORRECT SALES TAX This is to obtain a PO for Assured Asset Protection for Servco CPA 40174	Dec-2011
2,818	Other	ASSURED ASSET PROTECTION INC				5.27	921004	2011142	CORRECT SALES TAX This is to obtain a PO for Assured Asset Protection for Servco CPA 40174	Dec-2011
2,819	Other	ASSURED ASSET PROTECTION INC				0.82	921004	2011142	CORRECT SALES TAX This is to obtain a PO for Assured Asset Protection for Servco CPA 40174	Dec-2011
2,820	Other	ASSURED ASSET PROTECTION INC				373.80	921004	2011157	CORRECT SALES TAX This is to obtain a PO for Assured Asset Protection for Servco CPA 40174	Jan-2012
2,821	Other	ASSURED ASSET PROTECTION INC				348.34	921004	2011157	CORRECT SALES TAX This is to obtain a PO for Assured Asset Protection for Servco CPA 40174	Jan-2012
2,822	Other	ASSURED ASSET PROTECTION INC				54.39	921004	2011157	CORRECT SALES TAX This is to obtain a PO for Assured Asset Protection for Servco CPA 40174	Jan-2012
2,823	Other	ASSURED ASSET PROTECTION INC				715.00	935403	2011158	inv 2011-158	Feb-2012
2,824	Other	ASSURED ASSET PROTECTION INC				441.29	921004	2011159	CORRECT SALES TAX This is to obtain a PO for Assured Asset Protection for Servco CPA 40174	Jan-2012
2,825	Other	ASSURED ASSET PROTECTION INC				411.23	921004	2011159	CORRECT SALES TAX This is to obtain a PO for Assured Asset Protection for Servco CPA 40174	Jan-2012
2,826	Other	ASSURED ASSET PROTECTION INC				64.21	921004	2011159	CORRECT SALES TAX This is to obtain a PO for Assured Asset Protection for Servco CPA 40174	Jan-2012
2,827	Other	ASSURED ASSET PROTECTION INC				108.12	921004	2011160	CORRECT SALES TAX This is to obtain a PO for Assured Asset Protection for Servco CPA 40174	Jan-2012
2,828	Other	ASSURED ASSET PROTECTION INC				100.76	921004	2011160	CORRECT SALES TAX This is to obtain a PO for Assured Asset Protection for Servco CPA 40174	Jan-2012
2,829	Other	ASSURED ASSET PROTECTION INC				15.73	921004	2011160	CORRECT SALES TAX This is to obtain a PO for Assured Asset Protection for Servco CPA 40174	Jan-2012
2,830	Other	ASSURED ASSET PROTECTION INC				4.85	921004	2011164	CORRECT SALES TAX This is to obtain a PO for Assured Asset Protection for Servco CPA 40174	Jan-2012
2,831	Other	ASSURED ASSET PROTECTION INC				4.52	921004	2011164	CORRECT SALES TAX This is to obtain a PO for Assured Asset Protection for Servco CPA 40174	Jan-2012
2,832	Other	ASSURED ASSET PROTECTION INC				0.71	921004	2011164	CORRECT SALES TAX This is to obtain a PO for Assured Asset Protection for Servco CPA 40174	Jan-2012
2,833	Other	ASSURED ASSET PROTECTION INC				331.09	921004	2012003	This is to obtain a PO for Assured Asset Protection for Servco CPA 40174	Feb-2012
2,834	Other	ASSURED ASSET PROTECTION INC				308.54	921004	2012003	This is to obtain a PO for Assured Asset Protection for Servco CPA 40174	Feb-2012
2,835	Other	ASSURED ASSET PROTECTION INC				48.18	921004	2012003	This is to obtain a PO for Assured Asset Protection for Servco CPA 40174	Feb-2012
2,836	Other	ASSURED ASSET PROTECTION INC				652.74	921004	2012004	This is to obtain a PO for Assured Asset Protection for Servco CPA 40174	Feb-2012
2,837	Other	ASSURED ASSET PROTECTION INC				608.28	921004	2012004	This is to obtain a PO for Assured Asset Protection for Servco CPA 40174	Feb-2012
2,838	Other	ASSURED ASSET PROTECTION INC				94.98	921004	2012004	This is to obtain a PO for Assured Asset Protection for Servco CPA 40174	Feb-2012
2,839	Other	ASSURED ASSET PROTECTION INC				143.92	921004	2012005	This is to obtain a PO for Assured Asset Protection for Servco CPA 40174	Feb-2012
2,840	Other	ASSURED ASSET PROTECTION INC				134.12	921004	2012005	This is to obtain a PO for Assured Asset Protection for Servco CPA 40174	Feb-2012
2,841	Other	ASSURED ASSET PROTECTION INC				20.94	921004	2012005	This is to obtain a PO for Assured Asset Protection for Servco CPA 40174	Feb-2012
2,842	Other	ASSURED ASSET PROTECTION INC				4.85	921004	2012008	This is to obtain a PO for Assured Asset Protection for Servco CPA 40174	Feb-2012
2,843	Other	ASSURED ASSET PROTECTION INC				4.52	921004	2012008	This is to obtain a PO for Assured Asset Protection for Servco CPA 40174	Feb-2012

KENTUCKY UTILITIES COMPANY
Case No. 2012- 00221
Analysis of Professional Services Expenses For the Test Year

(A)	(B)	(C)	(D)	(E)	(F)	(G)	(H)	(I)		
Line No.	Type	Vendor	Rate Case	Audit	Other	Total	Account	Invoice	Description	Period
2,844	Other	ASSURED ASSET PROTECTION INC				0.71	921004	2012008	This is to obtain a PO for Assured Asset Protection for Servco CPA 40174	Feb-2012
2,845	Other	ASTRAPE CONSULTING LLC				11,180.00	500900	01	Consulting Services for Generation Planning	MAY-2011
2,846	Other	ATC ASSOCIATES INC				567.50	510100	1652484	ATC ASSOCIATES: MILLAY: KU Dam Inspections (Tyrone, Pineville, Green River)	APR-2011
2,847	Other	ATLANTA GEAR WORKS INC				11,625.00	512100	12985	LABOR TO REBUILD PGC 8AP GEARBOX ACCORDING TO DETAILED WORK SCOPE SUPPLIED	OCT-2011
2,848	Other	ATLAS MACHINE AND SUPPLY INC				5,806.68	512100	66001	MILL BEARING HOUSING ON 1-2 CRUSHER OUTBOARD SHAFT	APR-2011
2,849	Other	ATLAS MACHINE AND SUPPLY INC				850.00	512017	66181	LABOR TO INSTALL PUMP ON 3-1 ASH FILTRATION COMPRESSOR	APR-2011
2,850	Other	ATLAS MACHINE AND SUPPLY INC				3,370.01	513100	66661	MACHINE (4) PACKING HEADS	APR-2011
2,851	Other	ATLAS MACHINE AND SUPPLY INC				7,500.00	513100	66930	INVOICE 66930	APR-2011
2,852	Other	ATLAS MACHINE AND SUPPLY INC				824.09	513100	67097	(JOB # 95948) CUT 6" STARTER TAP TO MAKE BOTTOM TAP	MAY-2011
2,853	Other	ATLAS MACHINE AND SUPPLY INC				19,000.00	512100	67243	LABOR TO REBUILD WORTHINGTON 19X7 VACUUM PUMPS (2@9500/EA)	Jun-2011
2,854	Other	ATLAS MACHINE AND SUPPLY INC				9,000.00	512100	67243	ADDITIONAL WORK AS AUTHORIZED BY BRAD PABIAN	Jun-2011
2,855	Other	ATLAS MACHINE AND SUPPLY INC				3,800.00	512100	67243	LABOR TO REPAIR 3-1 PUMP	Jun-2011
2,856	Other	ATLAS MACHINE AND SUPPLY INC				4,882.00	513100	67330	INVOICE 67330	MAY-2011
2,857	Other	ATLAS MACHINE AND SUPPLY INC				7,000.00	512017	67349	2-1 ASP MOTOR BASE MACHINING (COST NOT TO EXCEED \$10,200)	MAY-2011
2,858	Other	ATLAS MACHINE AND SUPPLY INC				2,472.46	513100	67432	(JOB # 96168) WELD STRIP & REMACHINE TO .040 - .045 TALLER, FACE EQUAL AMT. OFF OTHER SIDE & RECORD CRUSH PIN DIA., WELD & REMACHINE - 11TH STG DIAPHRAGM	MAY-2011
2,859	Other	ATLAS MACHINE AND SUPPLY INC				15,510.00	512100	67638	LABOR Rebuild AMERICAN HAMMER MILL ROTOR	MAY-2011
2,860	Other	ATLAS MACHINE AND SUPPLY INC				26,545.75	512100	67692	LABOR & MATERIAL TO REBUILD WORTHINGTON VAC PUMP	Jun-2011
2,861	Other	ATLAS MACHINE AND SUPPLY INC				3,437.00	512100	68115	DRILL/TAP & COUNTERBORE EIGHT (8) HOLES IN 2-3 MILL PYRITE SECTION	MAY-2011
2,862	Other	ATLAS MACHINE AND SUPPLY INC				1,648.88	513100	68251	GRIND (4) THRUST PLATES	MAY-2011
2,863	Other	ATLAS MACHINE AND SUPPLY INC				997.53	512100	68833	LABOR INSPECTION ON QUINCY AIR COMPRESSOR	Jun-2011
2,864	Other	ATLAS MACHINE AND SUPPLY INC				760.00	512100	69090	LABOR Rebuild AIR COMPRESSOR	Jun-2011
2,865	Other	ATLAS MACHINE AND SUPPLY INC				1,168.79	512100	69249	HAD TO TAKE CUT ON SEALING SURFACE ON 1-D HEATER HEAD AND HAD TO SEND TO LOUISVILLE, KY FOR REPAIRS	Jun-2011
2,866	Other	ATLAS MACHINE AND SUPPLY INC				142.52	512100	69336	LABOR INSPECTION ON QUINCY AIR COMPRESSOR	Jun-2011
2,867	Other	ATLAS MACHINE AND SUPPLY INC				10,430.00	512100	69502	LABOR Rebuild idler wheels b/u	JUL-2011
2,868	Other	ATLAS MACHINE AND SUPPLY INC				5,215.00	512100	69502	LABOR TO REPAIR IDLER WHEEL FOR 1-2 CRUSHER HAMMER ROTOR	JUL-2011
2,869	Other	ATLAS MACHINE AND SUPPLY INC				480.94	512100	71327	RECONDITION CRANK PIN END COMPRESSOR ROD	AUG-2011
2,870	Other	ATLAS MACHINE AND SUPPLY INC				4,180.00	512100	71806	LABOR TO INSTALL SEALS (2@2090/EA)	AUG-2011
2,871	Other	ATLAS MACHINE AND SUPPLY INC				90.00	512100	71806	CORRECT SALES TAX	AUG-2011
2,872	Other	ATLAS MACHINE AND SUPPLY INC				3,898.77	512017	72052	LABOR Rebuild LAMSON BLOWER	AUG-2011
2,873	Other	ATLAS MACHINE AND SUPPLY INC				1,000.00	512100	74332	REPAIR RADIUS CONTACTS ON SLEEVE OIL BEARING. T/M ALLOWANCE	OCT-2011
2,874	Other	ATLAS MACHINE AND SUPPLY INC				472.50	512100	74374	REPAIR RADIUS CONTACTS ON SLEEVE OIL BEARING. T/M ALLOWANCE	NOV-2011
2,875	Other	ATLAS MACHINE AND SUPPLY INC				3,822.91	512017	74632	LABOR Rebuild GARDNER DENVERBLOWER	OCT-2011
2,876	Other	ATLAS MACHINE AND SUPPLY INC				14,933.94	512100	74676	LABOR CHAIN FOR B/U	OCT-2011
2,877	Other	ATLAS MACHINE AND SUPPLY INC				1,420.00	512100	75086	MAKE 1 PAIR 3.5" X 2.5" SPLIT BRASS/THINK WALL BEARINGS	NOV-2011
2,878	Other	ATLAS MACHINE AND SUPPLY INC				4,960.00	512100	75443	LABOR INNER SEAL KIT FOR IDLER WHEEL FOR B/U	NOV-2011
2,879	Other	ATLAS MACHINE AND SUPPLY INC				1,470.00	512100	76335	LABOR HARDENED CHAINS PIN QTY 10 FOR B/U	Dec-2011
2,880	Other	ATLAS MACHINE AND SUPPLY INC				2,101.87	512100	76419	TIME AND MATERIAL TO MAKE OIL SEAL FOR 3-2 BFP	Dec-2011
2,881	Other	ATLAS MACHINE AND SUPPLY INC				1,039.50	512100	77832	LABOR TO REPAIR BRAKE DRUM FOR B/U	Jan-2012
2,882	Other	ATLAS MACHINE AND SUPPLY INC				5,650.00	512100	78854	LABOR TO REPAIR IDLER WHEEL B/U	Feb-2012
2,883	Other	ATLAS MACHINE AND SUPPLY INC				2,570.00	512100	79654	LABOR TO REPAIR IDLER WHEEL B/U	MAR-2012
2,884	Other	ATLAS MACHINE AND SUPPLY INC				4,156.55	512100	79755	FURNISH NECESSARY LABOR TO MACHINE STEAM DOOR SEAL ONSITE DURING FEBRUARY SHUT DOWN	MAR-2012
2,885	Other	ATLAS MACHINE AND SUPPLY INC				10,760.00	512100	80064	LABOR 1-1 CRUSHER INSPECTION DOOR	MAR-2012
2,886	Other	ATLAS MACHINE AND SUPPLY INC				1,350.00	512100	80446	LABOR TO MACHINE 1-1 CONDENSATE PUMP SHAFT INPLACE	MAR-2012
2,887	Other	ATLAS MACHINE AND SUPPLY INC				6,770.00	512100	80522	WORK SCOPE ON QUOTE 52909 TO MACHINE 3F-2 HEATER DRAIN PUMP BASE	MAR-2012
2,888	Other	AUTOMATIC CONTROLS CO				191.25	554100	16098M	RESTOCKING FEE - WE ORDERED WRONG PART	APR-2011
2,889	Other	AUTOMATIC CONTROLS CO				250.00	554100	16121M	REPAIRED DTFXD2-A1NA-NN NOX TRANSDUCER	APR-2011
2,890	Other	AUTOMATIC CONTROLS CO				130.00	554100	16356M	INVOICE 16356M	SEP-2011
2,891	Other	AUTOMATION TECHNOLOGY INC				5,500.00	510100	4335	CORRECT SALES TAX ATI (automation technology, inc): DORWART: Aware Cad Development - Boiler Drawings Ghent Units 1 & 4	Dec-2011
2,892	Other	AUTOMATION TECHNOLOGY INC				15,000.00	510100	4336	CORRECT SALES TAX AUTOMATION TECHNOLOGY, INC. (ATI) - DORWART - AWARE CAD DEVELOPMENT BOILER DRAWINGS FOR GHENT UNIT 2 - INVOICE #4336	Dec-2011
2,893	Other	AUTOMOTIVE INC				160.00	512100	125751	Labo necessary to check a/c on Cat. scraper	MAY-2011
2,894	Other	AUTOMOTIVE INC				(45.00)	512100	125752	CORRECT ACCT	MAY-2011

KENTUCKY UTILITIES COMPANY
Case No. 2012- 00221
Analysis of Professional Services Expenses For the Test Year

(A)	(B)	(C)	(D)	(E)	(F)	(G)	(H)	(I)		
Line No.	Type	Vendor	Rate Case	Audit	Other	Total	Account	Invoice	Description	Period
2,895	Other	AUTOMOTIVE INC				40.00	512100	125752	Labor necessary to check/service D7H Cat. dozer	MAY-2011
2,896	Other	AUTOMOTIVE INC				45.90	512100	125753	Material necessary to check/service L150 Volvo loader	MAY-2011
2,897	Other	AUTOMOTIVE INC				40.00	512100	125753	Labor necessary to check/service L150 Volvo loader	MAY-2011
2,898	Other	AUTOMOTIVE INC				160.00	512100	127358	Service call to check & clean compressor wiring, check a/c pressures and recharge unit - Cat. scraper	AUG-2011
2,899	Other	AUTOMOTIVE INC				68.85	512100	127358	Freon	AUG-2011
2,900	Other	AUTOMOTIVE INC				180.00	512100	127381	Labor to check poor air flow, check electrical to a/c unit, repair a/c switch, remove evaporator core and clean evap. core & heater core - Volvo L150C loader	AUG-2011
2,901	Other	AUTOMOTIVE INC				22.95	512100	127381	Freon	AUG-2011
2,902	Other	AUTOMOTIVE INC				60.00	512100	127383	Labor to check & service a/c on Cat. D7H dozer	AUG-2011
2,903	Other	AUTOMOTIVE INC				22.95	512100	127383	Freon	AUG-2011
2,904	Other	AXXIS INC				202.40	560900	88770	CORRECT SALES TAX	Jun-2011
2,905	Other	AXXIS INC				149.60	500900	88770	CORRECT SALES TAX	Jun-2011
2,906	Other	AXXIS INC				140.80	921902	88770	CORRECT SALES TAX	Jun-2011
2,907	Other	AXXIS INC				2,224.26	588100	88931	CORRECT SALES TAX Labor	AUG-2011
2,908	Other	AXXIS INC				2,218.33	588100	90410	CORRECT SALES TAX Labor	NOV-2011
2,909	Other	AXXIS INC				1,009.67	560900	91044	CORRECT SALES TAX Labor	Dec-2011
2,910	Other	AXXIS INC				780.20	500900	91044	CORRECT SALES TAX Labor	Dec-2011
2,911	Other	AXXIS INC				734.31	921902	91044	CORRECT SALES TAX Labor	Dec-2011
2,912	Other	AXXIS INC				1,525.00	921902	91650	CORRECT SALES TAX ACCT - Labor	Feb-2012
2,913	Other	AXXIS INC				1,525.00	580100	91650	CORRECT SALES TAX ACCT - Labor	Feb-2012
2,914	Other	AXXIS INC				383.10	500900	91768	Labor	Feb-2012
2,915	Other	B AND B ELECTRIC CO INC				2,488.67	571100	22867	pay invoice 22867-19a	APR-2011
2,916	Other	B AND B ELECTRIC CO INC				8,120.63	511100	2287601	REPAIR COAL PILE LIGHTING	MAY-2011
2,917	Other	B AND B ELECTRIC CO INC				7,037.20	566100	2289201	pay invoice 22892-01	NOV-2011
2,918	Other	B AND B ELECTRIC CO INC				1,323.05	571100	2289606	pay invoice 22896-06	Feb-2012
2,919	Other	B AND B ELECTRIC CO INC				3,158.65	511100	2291001	REMOVE DAMAGED COAL PILE LIGHT POLE	Feb-2012
2,920	Other	B AND B ELECTRIC CO INC				1,183.15	511100	2291001	REMOVE DAMAGED COAL PILE LIGHT POLE	Feb-2012
2,921	Other	B AND B ELECTRIC CO INC				1,549.69	571100	2286614B	pay invoice 22866-14b	APR-2011
2,922	Other	B AND B ELECTRIC CO INC				2,820.81	571100	2286614C	pay invoice 22866-14c	MAY-2011
2,923	Other	B AND B ELECTRIC CO INC				1,659.88	571100	2286620A	pay invoice 22866-20a	MAY-2011
2,924	Other	B AND B ELECTRIC CO INC				2,039.08	566100	2286621A	pay invoice 22866-21a	MAY-2011
2,925	Other	B AND B ELECTRIC CO INC				4,006.70	570100	2286622B	pay invoice 22866-22b	MAY-2011
2,926	Other	B AND B ELECTRIC CO INC				1,321.86	571100	2286625A	pay invoice 22866-25a	Jun-2011
2,927	Other	B AND B ELECTRIC CO INC				1,000.85	571100	2286626A	pay invoice 22866-26a	AUG-2011
2,928	Other	B AND B ELECTRIC CO INC				6,731.82	571100	2286627A	pay invoice 22866-27a	AUG-2011
2,929	Other	B AND B ELECTRIC CO INC				5,881.65	566100	2286636A	pay invoice 22866-36a	Dec-2011
2,930	Other	B AND B ELECTRIC CO INC				2,897.70	571100	2286642A	pay invoice 22866-42a	Feb-2012
2,931	Other	B AND B ELECTRIC CO INC				2,041.35	571100	2286713A	pay invoice 22867-13a	APR-2011
2,932	Other	B AND B ELECTRIC CO INC				1,723.25	566100	2286725A	pay invoice 22867-25a	Jun-2011
2,933	Other	B AND B ELECTRIC CO INC				3,148.64	571100	2286726A	pay invoice 22867-26a	JUL-2011
2,934	Other	B AND B ELECTRIC CO INC				662.20	571100	2286726B	pay invoice 22867-26b	AUG-2011
2,935	Other	B AND B ELECTRIC CO INC				4,685.14	566100	2286739A	pay invoice 22867-39a	Dec-2011
2,936	Other	B AND B ELECTRIC CO INC				2,892.20	571100	2286743A	pay invoice 22867-43a	Feb-2012
2,937	Other	B AND B ELECTRIC CO INC				2,848.76	571100	2286746A	pay invoice 22867-46a	Feb-2012
2,938	Other	B AND B ELECTRIC CO INC				10,214.80	571100	2286804D	pay invoice 22868-04d	APR-2011
2,939	Other	B AND B ELECTRIC CO INC				7,600.73	571100	2286804E	pay invoice 22868-04e	MAY-2011
2,940	Other	B AND B ELECTRIC CO INC				2,925.96	566100	2286819A	pay invoice 22868-19a	Feb-2012
2,941	Other	B AND B ELECTRIC CO INC				3,996.49	571100	2286903A	pay invoice 22869-03a	Dec-2011
2,942	Other	B AND B ELECTRIC CO INC				12,970.30	571100	2286912A	pay invoice 22869-12a	APR-2011
2,943	Other	B AND B ELECTRIC CO INC				4,695.74	570100	2286914A	pay invoice 22869-14a	APR-2011
2,944	Other	B AND B ELECTRIC CO INC				6,970.71	571100	2286917A	pay invoice 22869-17a	MAY-2011
2,945	Other	B AND B ELECTRIC CO INC				4,468.14	571100	2286920D	pay invoice 22869-20d	Jun-2011
2,946	Other	B AND B ELECTRIC CO INC				7,991.12	571100	2286923A	pay invoice 22869-23a	Jun-2011
2,947	Other	B AND B ELECTRIC CO INC				11,383.96	571100	2286924A	pay invoice 22869-24a	Jun-2011
2,948	Other	B AND B ELECTRIC CO INC				534.36	571100	2286925A	pay invoice 22869-25a	JUL-2011
2,949	Other	B AND B ELECTRIC CO INC				5,744.88	571100	2286925B	pay invoice 22869-25b	Jun-2011
2,950	Other	B AND B ELECTRIC CO INC				5,091.94	571100	2286928A	pay invoice 22869-28a	AUG-2011
2,951	Other	B AND B ELECTRIC CO INC				7,513.49	571100	2286931A	pay invoice 22869-31a	Dec-2011
2,952	Other	B AND B ELECTRIC CO INC				4,218.40	571100	2286937A	pay invoice 22869-37a	Dec-2011

KENTUCKY UTILITIES COMPANY
Case No. 2012- 00221
Analysis of Professional Services Expenses For the Test Year

(A)	(B)	(C)	(D)	(E)	(F)	(G)	(H)	(I)		
Line No.	Type	Vendor	Rate Case	Audit	Other	Total	Account	Invoice	Description	Period
2,953	Other	B AND B ELECTRIC CO INC				1,740.20	571100	2287405B	pay invoice 22874-05b	APR-2011
2,954	Other	B AND B ELECTRIC CO INC				1,049.19	571100	2287405C	pay invoice 22874-05c	MAY-2011
2,955	Other	B AND B ELECTRIC CO INC				2,881.70	571100	2287408A	pay invoice 22874-08a	MAY-2011
2,956	Other	B AND B ELECTRIC CO INC				6,417.29	571100	2287410A	pay invoice 22874-10a	Jan-2011
2,957	Other	B AND B ELECTRIC CO INC				1,750.00	566100	2287419A	pay invoice 22874-19a	Jan-2012
2,958	Other	B AND B ELECTRIC CO INC				1,176.44	571100	2287421A	pay invoice 22874-21a	Feb-2012
2,959	Other	B AND B ELECTRIC CO INC				1,541.90	566100	2289112A	pay invoice 22891-12a	Jan-2012
2,960	Other	B AND B ELECTRIC CO INC				1,392.12	571100	2289114A	pay invoice 22891-14a	Feb-2012
2,961	Other	B AND B ELECTRIC CO INC				6,877.56	571100	2290403A	pay invoice 22904-03a	MAR-2012
2,962	Other	B AND B ELECTRIC CO INC				16,993.38	566100	2290406A	pay invoice 22904-06a	MAR-2012
2,963	Other	B AND B ELECTRIC CO INC				13,946.50	566100	2290406B	pay invoice 22904-06b	MAR-2012
2,964	Other	B AND B ELECTRIC CO INC				4,659.96	566100	2290502A	pay invoice 22905-02a	Feb-2012
2,965	Other	B AND B ELECTRIC CO INC				17,282.89	571100	2290506A	pay invoice 22905-06a	MAR-2012
2,966	Other	B AND B ELECTRIC CO INC				706.30	566100	2290510A	pay invoice 22905-10a	MAR-2012
2,967	Other	B AND B ELECTRIC CO INC				3,313.77	571100	2290604A	pay invoice 22906-04a	MAR-2012
2,968	Other	B AND B ELECTRIC CO INC				5,098.04	571100	2290705A	pay invoice 22907-05a	MAR-2012
2,969	Other	B AND B ELECTRIC CO INC				193.19	571100	2290705B	pay invoice 22907-05b	MAR-2012
2,970	Other	B AND B ELECTRIC CO INC				2,431.45	571100	2290707A	pay invoice 22907-07a	MAR-2012
2,971	Other	B AND B ELECTRIC CO INC				32,149.70	571100	2290802A	pay invoice 22908-02a	MAR-2012
2,972	Other	B AND B ELECTRIC CO INC				8,278.99	571100	2290802B	pay invoice 22908-02b	MAR-2012
2,973	Other	B AND B ELECTRIC CO INC				18,043.67	571100	2290803A	pay invoice 22908-03a	MAR-2012
2,974	Other	B AND B ELECTRIC CO INC				2,930.64	571100	2290806A	pay invoice 22908-06a	MAR-2012
2,975	Other	B AND B ELECTRIC CO INC				25,283.72	571100	2290904A	pay invoice 22909-04a	MAR-2012
2,976	Other	B AND B ELECTRIC CO INC				2,936.24	571100	2290907A	pay invoice 22909-07a	MAR-2012
2,977	Other	B AND B ELECTRIC CO INC				2,615.41	571100	2297405D	pay invoice 22874-05d	Jun-2011
2,978	Other	B AND H ELECTRIC INC				367.50	512100	0182876	LABOR TO REPAIR 1/3 HP, 1725 RPM, 56C FRAME MOTOR	MAY-2011
2,979	Other	B AND H ELECTRIC INC				400.00	512100	0183075	LABOR TO REPAIR MARTIN 3600 RPM CHUTE VIBRATOR	MAY-2011
2,980	Other	B AND H ELECTRIC INC				475.00	512100	0183076	LABOR TO REPAIR RELIANCE 1-1/2 HP, 56CZ FRAME MOTOR	MAY-2011
2,981	Other	B AND H ELECTRIC INC				875.00	512100	185524	LABOR TO REPAIR 5 HP, RELIANCE MODEL#B77Y9718P GEARBOX ASSEMBLY	Jun-2011
2,982	Other	B AND H ELECTRIC INC				437.50	512100	0186459	LABOR TO REPAIR BLACK AND DECKER MODEL 7205-06 120V MOTOR	JUL-2011
2,983	Other	B AND H ELECTRIC INC				650.00	511100	0186748	LABOR TO REPAIR WESTINGHOUSE MODEL TBFC, 10 HP, 1800 RPM, 215TC FRAME MOTOR	JUL-2011
2,984	Other	B AND H ELECTRIC INC				475.00	511100	0187243	LABOR TO REPAIR GE 1-1/2 HP, 56CZ FRAME MOTOR	JUL-2011
2,985	Other	B AND H ELECTRIC INC				400.00	511100	0187482	LABOR TO REPAIR 10 HP, 1800 RPM, 215TYQ FRAME MOTOR	AUG-2011
2,986	Other	B AND H ELECTRIC INC				525.00	512100	0188021	LABOR TO REPAIR GE 5K35KG343 MOTOR/GEARBOX ASSEMBLY	AUG-2011
2,987	Other	B AND H ELECTRIC INC				300.00	513100	0188368	LABOR TO REPAIR 1 HP, F184T FRAME MOTOR	AUG-2011
2,988	Other	B AND H ELECTRIC INC				720.00	513100	0189056	LABOR TO REPAIR GOULD MODEL#6-338154, 1 HP, 900 RPM, 184T FRAME MOTOR	SEP-2011
2,989	Other	B AND H ELECTRIC INC				512.50	512100	0191345	LABOR TO REPAIR GE#5K145WL6934, 1-1/2 HP, 200V, 145TCZ FRAME MOTOR	OCT-2011
2,990	Other	B AND H ELECTRIC INC				425.00	511100	0191697	LABOR TO REPAIR WEG 125HP, 460V, 444/ST FRAME MOTOR	OCT-2011
2,991	Other	B AND H ELECTRIC INC				700.00	512017	0191698	LABOR TO REPAIR WESTINGHOUSE 10 HP, 215TC FRAME MOTOR	OCT-2011
2,992	Other	B AND H ELECTRIC INC				500.00	512100	0192179	CORRECT SALES TAX LABOR/MATERIAL TO REPAIR 1-1/2 HP, 56CZ FRAME MOTOR	OCT-2011
2,993	Other	B AND H ELECTRIC INC				125.00	512100	197160	LABOR TO REPAIR GE#5K32EG375, 1/6 HP, 230/460V, 56CZ FRAME MOTOR	Jan-2012
2,994	Other	B AND H ELECTRIC INC				425.00	512100	197450	LABOR TO REPAIR LOUIS ALLIS NP-1 3 HP MOTOR 9033 FRAME	Jan-2012
2,995	Other	B W ROGERS CO				4,254.72	513100	154560001	REPAIR LABOR FOR A PV09 EH PUMP	SEP-2011
2,996	Other	B W ROGERS CO				3,360.96	513100	181195001	REPAIR LABOR FOR REPAIR OF A PV09 EH PUMP	MAR-2012
2,997	Other	BADGETT CONSTRUCTORS LLC				3,500.00	512005	3137801	SCRUBBER BOBCAT RAMP AS DESCRIBED IN BADGETT PROPOSAL 03/14/11	APR-2011
2,998	Other	BADGETT CONSTRUCTORS LLC				2,000.00	513100	3146201	LABOR & EQUIPMENT TO FORM AND POUR A 16' X 4' X 6" CURBING	MAR-2012
2,999	Other	BAKER BOHNERT				4,640.00	512100	85885	ONE (1) WEEK SUPERVISION & PER DIEM FOR JOINT INSTALLATION & SPLICING	APR-2011
3,000	Other	BAKER BOHNERT				440.00	512100	85885	MOBILIZATION	APR-2011
3,001	Other	BAKER BOHNERT				13,500.00	512100	85937	labor to inspect and repair unit 4 bunkers	MAY-2011
3,002	Other	BAKER BOHNERT				1,975.40	512100	86858	labor to repair 5-4 bunker	NOV-2011
3,003	Other	BAKER BOHNERT				765.00	512100	86858	Per diem, service truck, monitor	NOV-2011
3,004	Other	BAKER BOHNERT				175.00	512100	86858	Mobilization	NOV-2011
3,005	Other	BASIS TECHNOLOGIES INC				8,860.04	921903	224	CORRECT SALES TAX BDex Proof of Concept Delivery	Jun-2011

KENTUCKY UTILITIES COMPANY
Case No. 2012- 00221
Analysis of Professional Services Expenses For the Test Year

(A)	(B)	(C)	(D)	(E)	(F)	(G)	(H)	(I)		
Line No.	Type	Vendor	Rate Case	Audit	Other	Total	Account	Invoice	Description	Period
3,006	Other	BELL REFRIGERATION AND AIR CONDITIONING				186.00	935403	5961	CORRECT SALES TAX	MAY-2011
3,007	Other	BELL REFRIGERATION AND AIR CONDITIONING				136.00	935403	515903	Repairs made to Ice Machine D-Ville storeroom	SEP-2011
3,008	Other	BELLOMY RESEARCH INC				12,450.00	908902	110335	RCCS Study	APR-2011
3,009	Other	BELLOMY RESEARCH INC				5,970.00	910900	110336	Business Multi Channel Study	APR-2011
3,010	Other	BELLOMY RESEARCH INC				5,734.00	910900	110337	Residential Multi Channel Study	APR-2011
3,011	Other	BELLOMY RESEARCH INC				1,963.50	910900	110338	Business Office Study	APR-2011
3,012	Other	BELLOMY RESEARCH INC				12,450.00	908902	110504	Residential Competitive Customer Satisfaction Study	MAY-2011
3,013	Other	BELLOMY RESEARCH INC				5,970.00	910900	110505	Business Multi Channel Study	MAY-2011
3,014	Other	BELLOMY RESEARCH INC				5,734.00	910900	110506	Residential Multi-channel Study	MAY-2011
3,015	Other	BELLOMY RESEARCH INC				12,450.00	908902	110531	RCCS Study	Jun-2011
3,016	Other	BELLOMY RESEARCH INC				5,970.00	910900	110532	BSC Multi-channel Study	Jun-2011
3,017	Other	BELLOMY RESEARCH INC				5,734.00	910900	110533	RSC Multi-Channel Study	Jun-2011
3,018	Other	BELLOMY RESEARCH INC				1,963.50	910900	110534	Business Office Study	Jun-2011
3,019	Other	BELLOMY RESEARCH INC				12,450.00	908902	110623	RCCS Study	JUL-2011
3,020	Other	BELLOMY RESEARCH INC				5,970.00	910900	110624	Business Multi Channel Study	JUL-2011
3,021	Other	BELLOMY RESEARCH INC				7,449.00	910900	110625	Residential Multi Channel Study	JUL-2011
3,022	Other	BELLOMY RESEARCH INC				12,450.00	908902	110717	RCCS Study	AUG-2011
3,023	Other	BELLOMY RESEARCH INC				7,323.50	910900	110718	Business Multi Channel Study	AUG-2011
3,024	Other	BELLOMY RESEARCH INC				6,591.50	910900	110719	Residential Multi-channel study	AUG-2011
3,025	Other	BELLOMY RESEARCH INC				1,963.50	910900	110720	Business Office Study	AUG-2011
3,026	Other	BELLOMY RESEARCH INC				13,150.00	930903	110724	Residential Demand Conservation Non-Participant Study	AUG-2011
3,027	Other	BELLOMY RESEARCH INC				13,500.00	930903	110826	Commercial AC Test and Tune-up market research project	AUG-2011
3,028	Other	BELLOMY RESEARCH INC				250.00	930903	110828	Residential EE DC Program SPSS File - outside of contract service	AUG-2011
3,029	Other	BELLOMY RESEARCH INC				12,450.00	908902	110852	RCCS Study	SEP-2011
3,030	Other	BELLOMY RESEARCH INC				6,645.00	910900	110853	Business Multi-channel Study	SEP-2011
3,031	Other	BELLOMY RESEARCH INC				6,591.50	910900	110854	Residential multi-channel study	SEP-2011
3,032	Other	BELLOMY RESEARCH INC				1,963.50	910900	110855	Business Office Study	SEP-2011
3,033	Other	BELLOMY RESEARCH INC				1,639.94	930903	110859	Bellomy Research onsite presentation travel expenses	SEP-2011
3,034	Other	BELLOMY RESEARCH INC				12,500.00	930903	110925	Portal Redesign and Electronic Files of current studies.	SEP-2011
3,035	Other	BELLOMY RESEARCH INC				6,000.00	930903	110926	Portal Redesign and Electronic Files of current studies.	SEP-2011
3,036	Other	BELLOMY RESEARCH INC				12,450.00	908902	110945	RCCS Study	OCT-2011
3,037	Other	BELLOMY RESEARCH INC				6,645.00	910900	110946	BSC Multi Channel Study	OCT-2011
3,038	Other	BELLOMY RESEARCH INC				6,591.50	910900	110947	RSC Multi Channel Study	OCT-2011
3,039	Other	BELLOMY RESEARCH INC				1,963.50	910900	110948	Business Office Study	OCT-2011
3,040	Other	BELLOMY RESEARCH INC				12,450.00	908902	111043	RCCS Study	NOV-2011
3,041	Other	BELLOMY RESEARCH INC				6,645.00	910900	111044	Business Multi-Channel Study	NOV-2011
3,042	Other	BELLOMY RESEARCH INC				6,591.50	910900	111045	Residential Multi Channel Study	NOV-2011
3,043	Other	BELLOMY RESEARCH INC				1,963.50	910900	111046	Business Office Study	NOV-2011
3,044	Other	BELLOMY RESEARCH INC				9,250.00	930903	111115	Postal Changes Impact to Customer Payments Survey	NOV-2011
3,045	Other	BELLOMY RESEARCH INC				12,450.00	908902	111147	RCCS Tracking Study	Dec-2011
3,046	Other	BELLOMY RESEARCH INC				6,645.00	910900	111148	Business Multi Channel Study	Dec-2011
3,047	Other	BELLOMY RESEARCH INC				6,591.50	910900	111149	Residential Multi Channel Study	Dec-2011
3,048	Other	BELLOMY RESEARCH INC				1,963.50	910900	111150	Business Office Multi Channel Study	Dec-2011
3,049	Other	BELLOMY RESEARCH INC				10,650.00	921903	111201	BRI #11383 - Smart Meter Study	Dec-2011
3,050	Other	BELLOMY RESEARCH INC				12,450.00	908902	111205	RCCS Study	Dec-2011
3,051	Other	BELLOMY RESEARCH INC				6,645.00	910900	111206	Business Multi Channel Study	Dec-2011
3,052	Other	BELLOMY RESEARCH INC				6,591.50	910900	111207	Residential Multi Channel Study	Dec-2011
3,053	Other	BELLOMY RESEARCH INC				1,963.50	910900	111208	Business Office Study	Dec-2011
3,054	Other	BELLOMY RESEARCH INC				5,350.00	930903	111241	Customer Satisfaction Index Set-up	Dec-2011
3,055	Other	BELLOMY RESEARCH INC				350.00	930903	120108	Outage Sample list preparation	Jan-2012
3,056	Other	BELLOMY RESEARCH INC				12,450.00	908902	120138	RCCS Study	Feb-2012
3,057	Other	BELLOMY RESEARCH INC				3,622.00	930203	120139	Business Multi-Channel Study	Feb-2012
3,058	Other	BELLOMY RESEARCH INC				4,091.50	910900	120140	Residential Multi Channel Study	Feb-2012
3,059	Other	BELLOMY RESEARCH INC				2,395.00	930203	120141	Business Office Study	Feb-2012
3,060	Other	BELLOMY RESEARCH INC				12,225.00	901900	120142	Tree Trimming Study	Feb-2012
3,061	Other	BELLOMY RESEARCH INC				3,750.00	908902	120143	RCCS CSI Scoring	Feb-2012
3,062	Other	BELLOMY RESEARCH INC				12,450.00	908902	120221	RCCS Study - Invoice #1202-21	MAR-2012
3,063	Other	BELLOMY RESEARCH INC				6,122.00	930203	120222	BSC Multi-channel Study	MAR-2012
3,064	Other	BELLOMY RESEARCH INC				6,591.50	910900	120223	RSC Multi-channel Study	MAR-2012
3,065	Other	BELLOMY RESEARCH INC				2,395.00	930203	120224	Business Office Study Invoice #1202-24	MAR-2012

KENTUCKY UTILITIES COMPANY
Case No. 2012- 00221
Analysis of Professional Services Expenses For the Test Year

(A)	(B)	(C)	(D)	(E)	(F)	(G)	(H)	(I)		
Line No.	Type	Vendor	Rate Case	Audit	Other	Total	Account	Invoice	Description	Period
3,066	Other	BELLOMY RESEARCH INC				2,500.00	930903	120302	Outside of Contract Service Portal Upgrade Invoice #1203-02	MAR-2012
3,067	Other	BENSON VALLEY LANDFILL				49,907.40	570100	5461	Benson Valley Landfill Invoice # 005461 - West Frankfort Transformer Cleanup	Jun-2011
3,068	Other	BENSON VALLEY LANDFILL				1,864.59	570100	5586	Benson Valley Landfill Invoice # 005586 - West Frankfort Failed Transformer Cleanup	Jan-2012
3,069	Other	BENSON VALLEY LANDFILL				197.33	583100	005777	NON-PCB OIL SPILL DEBRIS	MAR-2012
3,070	Other	BENSON VALLEY LANDFILL				2,590.82	570100	005797	Benson Valley Landfill Invoice # 005797 - Failed W. Frankfort transformer cleanup	MAR-2012
3,071	Other	BENTLY NEVADA INC				210.75	513100	1009963081	EXPEDITE FEE - NEED ASAP	APR-2011
3,072	Other	BENTLY NEVADA INC				3,033.00	513100	1009964595	LABOR & CONFIGURATION SUPPORT FROM GE FOR BR1 (ESTIMATE)	APR-2011
3,073	Other	BENTLY NEVADA INC				3,033.00	513100	1009964595	LABOR & CONFIGURATION SUPPORT FROM GE FRO BR3 (ESTIMATE)	APR-2011
3,074	Other	BENTLY NEVADA INC				834.00	553100	1009965350	ONE 3300/03-01-01 CARD	MAY-2011
3,075	Other	BENTLY NEVADA INC				6,834.00	513100	1010002596	VERIFICATION OF THE BR2 BENTLY NEVADA THRUST PROBES	Jan-2012
3,076	Other	BEST ONE TIRE AND SERVICE OF MID AMERICA INC				187.50	512005	686344	LABOR TO REPAIR LEFT REAR TIRE LEAK ON L180 VOLVO	Jun-2011
3,077	Other	BEST ONE TIRE AND SERVICE OF MID AMERICA INC				300.00	512100	687512	CORRECT SALES TAX LABOR TO REPLACE TIRE WITH SPARE ON 657E/TRACTOR 1999	JUL-2011
3,078	Other	BEST ONE TIRE AND SERVICE OF MID AMERICA INC				450.00	512100	687995	LABOR TO REPLACE FRONT TIRE ON 657E SCRAPER	JUL-2011
3,079	Other	BEST ONE TIRE AND SERVICE OF MID AMERICA INC				450.00	512100	688692	REPAIR TIRE ON NEW 657E SCRAPER	AUG-2011
3,080	Other	BEST ONE TIRE AND SERVICE OF MID AMERICA INC				300.00	514100	693214	REPAIR 12.5/80-18 TITAN 6P CONTR-T 13 TL	Jan-2012
3,081	Other	BEST ONE TIRE AND SERVICE OF MID AMERICA INC				1,200.00	514100	693965	LABOR TO REPLACE TIRES ON LULL	Feb-2012
3,082	Other	BEST ONE TIRE AND SERVICE OF MID AMERICA INC				500.00	512005	694325	LABOR FOR RIGHT FRONT TIRE FOR L180	Feb-2012
3,083	Other	BLACK EQUIPMENT COMPANY INC				207.00	514100	04S8049150	Labor to Repair Case Forklift	Jun-2011
3,084	Other	BLACK EQUIPMENT COMPANY INC				257.50	514100	04S8082760	Labor to replace fuel lines on Case forklift	AUG-2011
3,085	Other	BLACK EQUIPMENT COMPANY INC				65.00	514100	04S8084010	Labor to remove banding and plastic wrap from drive axle and brake drum & tighten loose transmission filter on Yale forklift	AUG-2011
3,086	Other	BLACK EQUIPMENT COMPANY INC				135.00	506100	04S8100140	Labor necessary to replace tires on Clark DPS251 Forklift	JUL-2011
3,087	Other	BLACK EQUIPMENT COMPANY INC				2,035.50	514100	04S8213050	Service Clark Fork Lift	Dec-2011
3,088	Other	BLACK EQUIPMENT COMPANY INC				246.40	514100	04S8213050	Sub-contract labor	Dec-2011
3,089	Other	BLANKENSHIP PEST CONTROL CO				150.00	506100	BLANKE012312	PEST CONTROL 2012	Jan-2012
3,090	Other	BLANKENSHIP PEST CONTROL CO				150.00	506100	BLANKE022312	PEST CONTROL 2012	Feb-2012
3,091	Other	BLANKENSHIP PEST CONTROL CO				150.00	506100	BLANKE032912	PEST CONTROL 2012	MAR-2012
3,092	Other	BLANKENSHIP PEST CONTROL CO				150.00	506100	BLANKE041711	PEST CONTROL 2011	APR-2011
3,093	Other	BLANKENSHIP PEST CONTROL CO				150.00	506100	BLANKE052511	PEST CONTROL 2011	MAY-2011
3,094	Other	BLANKENSHIP PEST CONTROL CO				150.00	506100	BLANKE062711	PEST CONTROL 2011	Jun-2011
3,095	Other	BLANKENSHIP PEST CONTROL CO				150.00	506100	BLANKE072711	PEST CONTROL 2011	AUG-2011
3,096	Other	BLANKENSHIP PEST CONTROL CO				150.00	506100	BLANKE082911	PEST CONTROL 2011	AUG-2011
3,097	Other	BLANKENSHIP PEST CONTROL CO				150.00	506100	BLANKE092811	PEST CONTROL 2011	SEP-2011
3,098	Other	BLANKENSHIP PEST CONTROL CO				150.00	506100	BLANKE102611	PEST CONTROL 2011	OCT-2011
3,099	Other	BLANKENSHIP PEST CONTROL CO				150.00	506100	BLANKE112811	PEST CONTROL 2011	NOV-2011
3,100	Other	BLANKENSHIP PEST CONTROL CO				150.00	506100	BLANKE122211	PEST CONTROL 2011	Dec-2011
3,101	Other	BLEDSE AND ASSOCIATES INC				709.00	512100	11765	REPAIR PMV POSITIONER (Serial # 804465)	SEP-2011
3,102	Other	BLOOD HOUND INC				731.25	513100	1953	LABOR & MATERIAL TO TRACE OUT PIPING AND ELECTRICAL UNDERGROUND TO DIG FOR U1/2 SERVICE WATER LINE REPAIRS	SEP-2011
3,103	Other	BLOOD HOUND INC				817.00	511100	24030	EQUIPMENT TO INSPECT AND LOCATE SEWER LINE LEAK IN WAREHOUSE AREA	APR-2011
3,104	Other	BLOOD HOUND INC				465.00	511100	24030	LABOR TO INSPECT AND LOCATE SEWER LINE LEAK IN WAREHOUSE AREA	APR-2011
3,105	Other	BLUE GRASS MAILING DATA AND FULFILLMENT SERVICES				135.17	908005	128704	CORRECT SALES TAX	APR-2011
3,106	Other	BLUE GRASS MAILING DATA AND FULFILLMENT SERVICES				33.79	908005	128704	CORRECT SALES TAX	APR-2011
3,107	Other	BLUE GRASS MAILING DATA AND FULFILLMENT SERVICES				164.91	908005	129036	CORRECT SALES TAX	MAY-2011
3,108	Other	BLUE GRASS MAILING DATA AND FULFILLMENT SERVICES				41.23	908005	129036	CORRECT SALES TAX	MAY-2011
3,109	Other	BLUE GRASS MAILING DATA AND FULFILLMENT SERVICES				244.32	908005	129399	CORRECT SALES TAX Blue Grass, March 2011 BRC Data Entry and Scanning, Job# 129399.	JUL-2011
3,110	Other	BLUE GRASS MAILING DATA AND FULFILLMENT SERVICES				12.86	908005	129399	CORRECT SALES TAX Blue Grass, March 2011 BRC Data Entry and Scanning, Job# 129399.	JUL-2011
3,111	Other	BLUE GRASS MAILING DATA AND FULFILLMENT SERVICES				4,979.86	908005	129419	CORRECT SALES TAX	MAY-2011
3,112	Other	BLUE GRASS MAILING DATA AND FULFILLMENT SERVICES				1,244.97	908005	129419	CORRECT SALES TAX	MAY-2011
3,113	Other	BLUE GRASS MAILING DATA AND FULFILLMENT SERVICES				2,074.66	923900	129432	CORRECT SALES TAX	APR-2011
3,114	Other	BLUE GRASS MAILING DATA AND FULFILLMENT SERVICES				240.95	908005	129558	CORRECT SALES TAX	MAY-2011
3,115	Other	BLUE GRASS MAILING DATA AND FULFILLMENT SERVICES				5,261.92	910900	129662	CORRECT SALES TAX	MAY-2011
3,116	Other	BLUE GRASS MAILING DATA AND FULFILLMENT SERVICES				2,616.91	923900	129811	CORRECT SALES TAX	Jun-2011
3,117	Other	BLUE GRASS MAILING DATA AND FULFILLMENT SERVICES				758.02	908005	129842	CORRECT SALES TAX Payment for April invoice # 129842 and May invoice # 130374 for Comm Audit direct mailings	Jun-2011

KENTUCKY UTILITIES COMPANY
Case No. 2012- 00221
Analysis of Professional Services Expenses For the Test Year

(A)	(B)	(C)	(D)	(E)	(F)	(G)	(H)	(I)		
Line No.	Type	Vendor	Rate Case	Audit	Other	Total	Account	Invoice	Description	Period
3,118	Other	BLUE GRASS MAILING DATA AND FULFILLMENT SERVICES				1,222.66	908005	129844	CORRECT SALES TAX	MAY-2011
3,119	Other	BLUE GRASS MAILING DATA AND FULFILLMENT SERVICES				64.35	908005	129844	CORRECT SALES TAX	MAY-2011
3,120	Other	BLUE GRASS MAILING DATA AND FULFILLMENT SERVICES				1,137.47	908005	129852	CORRECT SALES TAX	MAY-2011
3,121	Other	BLUE GRASS MAILING DATA AND FULFILLMENT SERVICES				59.87	908005	129852	CORRECT SALES TAX	MAY-2011
3,122	Other	BLUE GRASS MAILING DATA AND FULFILLMENT SERVICES				203.57	908005	130028	Blue Grass, April 2011 BRC Data Entry and Scanning, Job# 130028.	JUL-2011
3,123	Other	BLUE GRASS MAILING DATA AND FULFILLMENT SERVICES				10.71	908005	130028	Blue Grass, April 2011 BRC Data Entry and Scanning, Job# 130028.	JUL-2011
3,124	Other	BLUE GRASS MAILING DATA AND FULFILLMENT SERVICES				1,871.74	923900	130243	CORRECT SALES TAX	Jun-2011
3,125	Other	BLUE GRASS MAILING DATA AND FULFILLMENT SERVICES				680.71	908005	130374	CORRECT SALES TAX Payment for April invoice # 129842 and May invoice # 130374 for Comm Audit direct mailings	Jun-2011
3,126	Other	BLUE GRASS MAILING DATA AND FULFILLMENT SERVICES				562.76	921903	130531	CORRECT SALES TAX special mailing for ECR retiree communication	Jun-2011
3,127	Other	BLUE GRASS MAILING DATA AND FULFILLMENT SERVICES				2,102.58	923900	130587	CORRECT SALES TAX Weekly News Transmission	JUL-2011
3,128	Other	BLUE GRASS MAILING DATA AND FULFILLMENT SERVICES				355.52	908005	130832	CORRECT SALES TAX LGE and KU DC May 2011 BRC Scanning and Data Entry, Job# 130832, 7/21/2011 and LGE and KU DC June 2011 BRC Scanning and Data Entry, Job# 130833, June 21, 2011	AUG-2011
3,129	Other	BLUE GRASS MAILING DATA AND FULFILLMENT SERVICES				18.71	908005	130832	CORRECT SALES TAX LGE and KU DC May 2011 BRC Scanning and Data Entry, Job# 130832, 7/21/2011 and LGE and KU DC June 2011 BRC Scanning and Data Entry, Job# 130833, June 21, 2011	AUG-2011
3,130	Other	BLUE GRASS MAILING DATA AND FULFILLMENT SERVICES				678.61	908005	130833	CORRECT SALES TAX LGE and KU DC May 2011 BRC Scanning and Data Entry, Job# 130832, 7/21/2011 and LGE and KU DC June 2011 BRC Scanning and Data Entry, Job# 130833, June 21, 2011	AUG-2011
3,131	Other	BLUE GRASS MAILING DATA AND FULFILLMENT SERVICES				35.72	908005	130833	CORRECT SALES TAX LGE and KU DC May 2011 BRC Scanning and Data Entry, Job# 130832, 7/21/2011 and LGE and KU DC June 2011 BRC Scanning and Data Entry, Job# 130833, June 21, 2011	AUG-2011
3,132	Other	BLUE GRASS MAILING DATA AND FULFILLMENT SERVICES				2,627.21	923900	130918	CORRECT SALES TAX Weekly News Transmission	AUG-2011
3,133	Other	BLUE GRASS MAILING DATA AND FULFILLMENT SERVICES				278.18	908005	130950	CORRECT SALES TAX BlueGrass, Job# 130950, DC July 2011 BRC Data Entry, Inv# 130950, dated 8/31/11, Scan and Enter BRC Data	SEP-2011
3,134	Other	BLUE GRASS MAILING DATA AND FULFILLMENT SERVICES				14.64	908005	130950	CORRECT SALES TAX BlueGrass, Job# 130950, DC July 2011 BRC Data Entry, Inv# 130950, dated 8/31/11, Scan and Enter BRC Data	SEP-2011
3,135	Other	BLUE GRASS MAILING DATA AND FULFILLMENT SERVICES				82.50	930903	131261	CORRECT SALES TAX Compile Business Reply Card List	AUG-2011
3,136	Other	BLUE GRASS MAILING DATA AND FULFILLMENT SERVICES				2,100.06	923900	131360	CORRECT SALES TAX Weekly News Transmission	SEP-2011
3,137	Other	BLUE GRASS MAILING DATA AND FULFILLMENT SERVICES				53.11	930101	131373	CORRECT SALES TAX USP Pilot Letters	OCT-2011
3,138	Other	BLUE GRASS MAILING DATA AND FULFILLMENT SERVICES				459.93	908005	131407	Invoice 131407, Res Onsite Audit August Mail Services and Postage expense	SEP-2011
3,139	Other	BLUE GRASS MAILING DATA AND FULFILLMENT SERVICES				(70.85)	908005	131407	MAIL SERVICES	SEP-2011
3,140	Other	BLUE GRASS MAILING DATA AND FULFILLMENT SERVICES				35.43	908005	131407	CORRECT ACCT - Invoice 131407, Res Onsite Audit August Mail Services and Postage expense	SEP-2011
3,141	Other	BLUE GRASS MAILING DATA AND FULFILLMENT SERVICES				2,614.02	923900	131737	CORRECT SALES TAX Weekly News Transmission	OCT-2011
3,142	Other	BLUE GRASS MAILING DATA AND FULFILLMENT SERVICES				271.28	908005	131745	CORRECT SALES TAX BlueGrass Mailing, Inv 131745, date 10/20/2011, Job 131745 - DC Sept BRC Daily Data Entry and Scanning for LGE & KU	NOV-2011
3,143	Other	BLUE GRASS MAILING DATA AND FULFILLMENT SERVICES				14.28	908005	131745	CORRECT SALES TAX BlueGrass Mailing, Inv 131745, date 10/20/2011, Job 131745 - DC Sept BRC Daily Data Entry and Scanning for LGE & KU	NOV-2011
3,144	Other	BLUE GRASS MAILING DATA AND FULFILLMENT SERVICES				641.90	908005	131881	CORRECT SALES TAX Bluegrass Mail Invoice 131881 for September ROSA personalized letters processing and mailing.	NOV-2011
3,145	Other	BLUE GRASS MAILING DATA AND FULFILLMENT SERVICES				519.71	923900	131882	CORRECT SALES TAX Retiree Letters (Cust Serv Audit)	OCT-2011
3,146	Other	BLUE GRASS MAILING DATA AND FULFILLMENT SERVICES				790.68	908005	132124	CORRECT SALES TAX Bluegrass mail invoice 13124 for October ROSA personalized letters processing and mailing.	NOV-2011
3,147	Other	BLUE GRASS MAILING DATA AND FULFILLMENT SERVICES				2,095.60	923900	132210	CORRECT SALES TAX Weekly News Transmission	NOV-2011
3,148	Other	BLUE GRASS MAILING DATA AND FULFILLMENT SERVICES				119.70	908005	132286	CORRECT SALES TAX BlueGrass Mailing, Inv# 132286, date 10/20/11, Job# 132286 DC Skid Storage through Sept 2011 for LGE & KU. P5451	NOV-2011
3,149	Other	BLUE GRASS MAILING DATA AND FULFILLMENT SERVICES				6.30	908005	132286	CORRECT SALES TAX BlueGrass Mailing, Inv# 132286, date 10/20/11, Job# 132286 DC Skid Storage through Sept 2011 for LGE & KU. P5451	NOV-2011
3,150	Other	BLUE GRASS MAILING DATA AND FULFILLMENT SERVICES				27.00	930101	132449	CORRECT SALES TAX Monthly Skid Storage	Dec-2011
3,151	Other	BLUE GRASS MAILING DATA AND FULFILLMENT SERVICES				2,040.68	923900	132575	Weekly News Transmission	Dec-2011
3,152	Other	BLUE GRASS MAILING DATA AND FULFILLMENT SERVICES				150.17	930101	132635	inv 132635 Email Blast	Jan-2012
3,153	Other	BLUE GRASS MAILING DATA AND FULFILLMENT SERVICES				765.09	908005	132660	CORRECT SALES TAX Bluegrass Mail Invoice 132660 for November ROSA personalized letters processing and mailing.	Dec-2011
3,154	Other	BLUE GRASS MAILING DATA AND FULFILLMENT SERVICES				64.07	930101	132826	Billing Statement Error email Nov 2011	Feb-2012
3,155	Other	BLUE GRASS MAILING DATA AND FULFILLMENT SERVICES				2,091.78	923900	132997	Weekly News Transmission	Jan-2012
3,156	Other	BLUE GRASS MAILING DATA AND FULFILLMENT SERVICES				2,089.70	923900	133413	Weekly News Transmission	Feb-2012
3,157	Other	BLUE GRASS MAILING DATA AND FULFILLMENT SERVICES				13.50	930101	133519	Monthly Skid Storage fees	Feb-2012
3,158	Other	BLUE GRASS MAILING DATA AND FULFILLMENT SERVICES				13.50	930101	133557	Monthly Skid Storage fees	Feb-2012

KENTUCKY UTILITIES COMPANY
Case No. 2012- 00221
Analysis of Professional Services Expenses For the Test Year

(A)	(B)	(C)	(D)	(E)	(F)	(G)	(H)	(I)		
Line No.	Type	Vendor	Rate Case	Audit	Other	Total	Account	Invoice	Description	Period
3,159	Other	BLUE GRASS MAILING DATA AND FULFILLMENT SERVICES				2,118.84	923900	133809	Weekly News Transmission	MAR-2012
3,160	Other	BLUE GRASS MAILING DATA AND FULFILLMENT SERVICES				293.20	908005	129059A	CORRECT SALES TAX	APR-2011
3,161	Other	BLUE GRASS MAILING DATA AND FULFILLMENT SERVICES				73.30	908005	129059A	CORRECT SALES TAX	APR-2011
3,162	Other	BLUE GRASS MAILING DATA AND FULFILLMENT SERVICES				77.84	908005	129059AA	BlueGrass Mailing, INV#129059A, 3/16/11, postage & BRCs	MAY-2011
3,163	Other	BLUE GRASS MAILING DATA AND FULFILLMENT SERVICES				19.46	908005	129059AA	BlueGrass Mailing, INV#129059A, 3/16/11, postage & BRCs	MAY-2011
3,164	Other	BLUE GRASS MAILING DATA AND FULFILLMENT SERVICES				237.28	923900	130243A	Weekly News Transmission	JUL-2011
3,165	Other	BLUE GRASS MAILING DATA AND FULFILLMENT SERVICES				92.33	908005	J703-0110-0312 Adjustment USD	Bluegrass	MAR-2012
3,166	Other	BLUE GRASS MAILING DATA AND FULFILLMENT SERVICES				(4,161.00)	908005	Reverses *J703-0110-0311 Adjustment USD	Bluegrass Mailing	APR-2011
3,167	Other	BLUE GRASS MAILING DATA AND FULFILLMENT SERVICES				(1,040.00)	908005	Reverses *J703-0110-0311 Adjustment USD	Bluegrass Mailing	APR-2011
3,168	Other	BLUE GRASS MAILING DATA AND FULFILLMENT SERVICES				(506.21)	908005	Reverses *J703-0110-0311 Adjustment USD	BlueGrass Mailing	APR-2011
3,169	Other	BLUE GRASS MAILING DATA AND FULFILLMENT SERVICES				(126.55)	908005	Reverses *J703-0110-0311 Adjustment USD	BlueGrass Mailing	APR-2011
3,170	Other	BOWLIN GROUP LLC				2,567.36	593002	R500501	Bowlin Group - Haflan trouble work	APR-2011
3,171	Other	BOWLIN GROUP LLC				2,206.89	593002	R501001	Bowlin Group - Storm work 4/22/11	MAY-2011
3,172	Other	BOWLIN GROUP LLC				8,089.51	593002	R501002	Bowlin Group - Storm work - 4/22/11	MAY-2011
3,173	Other	BOWLIN GROUP LLC				965.25	583001	R5030	INV R5030-12 10/4/11 BOWLING-Prater w/e 10/2/11	OCT-2011
3,174	Other	BOWLIN GROUP LLC				2,223.00	583001	R503018	INV R5030-18 BOWLIN-Prater w/e 11/27/11	Dec-2011
3,175	Other	BOWLIN GROUP LLC				8,089.67	593002	R70050	Bowlin Group - storm work 4/9/11	MAY-2011
3,176	Other	BOWLIN GROUP LLC				12,585.94	593002	R701401	Bowlin Group - Storm work	Jun-2011
3,177	Other	BOWLIN GROUP LLC				1,213.62	593002	R702501	Bowlin Group - storm work 6/9/11	JUL-2011
3,178	Other	BOWLIN GROUP LLC				15,132.96	593002	R702801	Bolwin Group - Storm work 6/20/11	AUG-2011
3,179	Other	BOWLIN GROUP LLC				4,774.44	593002	R702901	STORM WORK 7/4/11, INV#R7029-01	AUG-2011
3,180	Other	BOWLIN GROUP LLC				5,872.05	593002	R703101	STORM WORK 7/12/11, INV#R7031-01	AUG-2011
3,181	Other	BOWLIN GROUP LLC				2,508.04	593002	R703201	Bowlin Group - Storm work 7/20/11	AUG-2011
3,182	Other	BRANDT MARKETING GROUP INC				497.50	930903	E110523	IVR/ASR Benchmark Report	MAY-2011
3,183	Other	BRANHAM CORP				9,825.00	512100	1018825	CORRECT SALES TAX	APR-2011
3,184	Other	BRANHAM CORP				4,056.00	512100	1064589	MATERIAL FOR UNIT 3-2 ID FAN INLET DAMPER EXPANSION JOINT	MAR-2012
3,185	Other	BRANHAM CORP				100.00	512100	1064589	ADDITIONAL MATERIAL TO REMOVE EXISTING BAFFLES AND INSTALL NEW	MAR-2012
3,186	Other	BRANHAM CORP				7,750.00	512100	1064590	MATERIAL FOR UNIT 3-2 AIR HEATER PRIMARY OUTLET	MAR-2012
3,187	Other	BRANHAM CORP				6,455.00	512100	1064698	MATERIAL FOR UNIT 3-2 ID FAN OUTLET EXPANSION JOINT	MAR-2012
3,188	Other	BRATCHER SERVICES LLC				720.00	921003	10312	BRATCHER SERVICES - SOMERSET STOREROOM - REPAIRED GUTTER SYSTEM. INVOICE 103-12	Feb-2012
3,189	Other	BRATCHER SERVICES LLC				735.00	921003	10412	BRATCHER SERVICES - SOMERSET STOREROOM - REPLACED METAL ON BLDG. INVOICE 104-12	Feb-2012
3,190	Other	BRATCHER SERVICES LLC				990.00	935403	10512	BRATCHER SERVICES - E-TOWN OFFICE - REPAIRED DAMAGE TO CORNER OF BLDG. INVOICE 105-12	Feb-2012
3,191	Other	BRATCHER SERVICES LLC				565.00	583001	10612	BRATCHER SERVICES - E-TOWN STOREROOM - REPAIRED 4 DOORS. INVOICE 106-12	Feb-2012
3,192	Other	BRATCHER SERVICES LLC				1,703.00	903003	10712	BRATCHER SERVICES - EARLINGTON OFFICE - INSTALL CABINETS. INSTALL URINAL SCREEN. INSTALL DRAIN COVERS MENS RR. INVOICE #107-12	Feb-2012
3,193	Other	BRATCHER SERVICES LLC				840.00	935403	11212	BRATCHER SERVICES - DANVILLE OFFICE - REPAIRED HANDRAIL. INVOICE #112-12	MAR-2012
3,194	Other	BRATCHER SERVICES LLC				524.00	921002	11312	BRATCHER SERVICES - PINEVILLE - BUILDING WATER LEAK. INVOICE 113-12	MAR-2012
3,195	Other	BRATCHER SERVICES LLC				524.00	903930	11312	BRATCHER SERVICES - PINEVILLE - BUILDING WATER LEAK. INVOICE 113-12	MAR-2012
3,196	Other	BRATCHER SERVICES LLC				524.00	580100	11312	BRATCHER SERVICES - PINEVILLE - BUILDING WATER LEAK. INVOICE 113-12	MAR-2012
3,197	Other	BRATCHER SERVICES LLC				524.00	580100	11312	BRATCHER SERVICES - PINEVILLE - BUILDING WATER LEAK. INVOICE 113-12	MAR-2012
3,198	Other	BRAY ELECTRIC SERVICES INC				2,422.01	593002	4497	INV#4497, 4520 INV DTD 3-20-11 & 4-1-11-PM INSPECTIONS-ELIZABETHTOWN	APR-2011
3,199	Other	BRAY ELECTRIC SERVICES INC				2,096.16	935403	4498	MATERIALS	APR-2011
3,200	Other	BRAY ELECTRIC SERVICES INC				1,188.97	935403	4498	LABOR	APR-2011
3,201	Other	BRAY ELECTRIC SERVICES INC				1,834.09	566900	4512	pay invoice 4512	APR-2011
3,202	Other	BRAY ELECTRIC SERVICES INC				1,661.34	566900	4515	pay invoice 4515	MAY-2011
3,203	Other	BRAY ELECTRIC SERVICES INC				3,500.76	593002	4520	INV#4497, 4520 INV DTD 3-20-11 & 4-1-11-PM INSPECTIONS-ELIZABETHTOWN	APR-2011
3,204	Other	BRAY ELECTRIC SERVICES INC				616.90	571100	4526	pay invoice 4526	MAY-2011
3,205	Other	BRAY ELECTRIC SERVICES INC				935.85	566100	4531	pay invoice 4531	APR-2011
3,206	Other	BRAY ELECTRIC SERVICES INC				1,793.39	566900	4534	pay invoice 4534	APR-2011
3,207	Other	BRAY ELECTRIC SERVICES INC				1,510.88	566900	4536	pay invoice 4536	APR-2011
3,208	Other	BRAY ELECTRIC SERVICES INC				1,648.40	566900	4537	pay invoice 4537	APR-2011
3,209	Other	BRAY ELECTRIC SERVICES INC				882.47	570100	4541	pay invoice 4541	MAY-2011
3,210	Other	BRAY ELECTRIC SERVICES INC				959.96	593002	4547	INV#4547, INV DTE 4-17-11 PM INSPECTIONS - ELIZABETHTOWN	MAY-2011
3,211	Other	BRAY ELECTRIC SERVICES INC				97.16	571100	4548	pay invoice 4548	APR-2011
3,212	Other	BRAY ELECTRIC SERVICES INC				1,553.10	566900	4551	pay invoice 4551	APR-2011

KENTUCKY UTILITIES COMPANY
Case No. 2012- 00221
Analysis of Professional Services Expenses For the Test Year

(A)	(B)	(C)	(D)	(E)	(F)	(G)	(H)	(I)		
Line No.	Type	Vendor	Rate Case	Audit	Other	Total	Account	Invoice	Description	Period
3,213	Other	BRAY ELECTRIC SERVICES INC				1,599.13	566900	4554	pay invoice 482987	APR-2011
3,214	Other	BRAY ELECTRIC SERVICES INC				1,648.40	566900	4555	pay invoice 4555	APR-2011
3,215	Other	BRAY ELECTRIC SERVICES INC				1,000.00	598100	4559	MATERIALS	APR-2011
3,216	Other	BRAY ELECTRIC SERVICES INC				647.79	598100	4559	LABOR	APR-2011
3,217	Other	BRAY ELECTRIC SERVICES INC				139.82	594001	4559	LABOR	APR-2011
3,218	Other	BRAY ELECTRIC SERVICES INC				124.30	594001	4559	MATERIALS	APR-2011
3,219	Other	BRAY ELECTRIC SERVICES INC				769.32	571100	4568	pay invoice 4568	MAY-2011
3,220	Other	BRAY ELECTRIC SERVICES INC				1,872.81	566900	4572	pay invoice 4572	MAY-2011
3,221	Other	BRAY ELECTRIC SERVICES INC				1,483.56	563100	4575	pay invoice 4575	MAY-2011
3,222	Other	BRAY ELECTRIC SERVICES INC				1,439.21	566900	4577	pay invoice 4577	MAY-2011
3,223	Other	BRAY ELECTRIC SERVICES INC				198.81	566900	4578	pay invoice 4578	MAY-2011
3,224	Other	BRAY ELECTRIC SERVICES INC				3,528.74	593002	4580	INV#4580, INV DTE 5-1-11 PM INSP-ELIZABETHTOWN	MAY-2011
3,225	Other	BRAY ELECTRIC SERVICES INC				265.08	566900	4595	pay invoice 4595	MAY-2011
3,226	Other	BRAY ELECTRIC SERVICES INC				1,695.60	566900	4598	pay invoice 4598	MAY-2011
3,227	Other	BRAY ELECTRIC SERVICES INC				1,648.40	563100	4599	pay invoice 4599	MAY-2011
3,228	Other	BRAY ELECTRIC SERVICES INC				1,610.48	566900	4602	pay invoice 4602	MAY-2011
3,229	Other	BRAY ELECTRIC SERVICES INC				2,344.59	593002	4603	PSC inspections in Etown	Jun-2011
3,230	Other	BRAY ELECTRIC SERVICES INC				1,185.07	571100	4606	pay invoice 4606	Jun-2011
3,231	Other	BRAY ELECTRIC SERVICES INC				308.35	566100	4611	pay invoice 4611	Jun-2011
3,232	Other	BRAY ELECTRIC SERVICES INC				1,553.10	566900	4614	pay invoice 4614	Jun-2011
3,233	Other	BRAY ELECTRIC SERVICES INC				613.00	566900	4615	pay invoice 4615	Jun-2011
3,234	Other	BRAY ELECTRIC SERVICES INC				1,768.41	563100	4617	pay invoice 4617	Jun-2011
3,235	Other	BRAY ELECTRIC SERVICES INC				3,583.27	593002	4623	INV#4623 INV DTE 5-5-11 PM INSPECTIONS-ETOWN	Jun-2011
3,236	Other	BRAY ELECTRIC SERVICES INC				1,611.30	593002	4624	INV#4624, INV DTE 5-31-11 PM INSPECTIONS - REPORT CARD - ETOWN	Jun-2011
3,237	Other	BRAY ELECTRIC SERVICES INC				138.06	566900	4633	pay invoice 4633	Jun-2011
3,238	Other	BRAY ELECTRIC SERVICES INC				1,564.04	566900	4635	pay invoice 4635	Jun-2011
3,239	Other	BRAY ELECTRIC SERVICES INC				1,483.56	563100	4637	pay invoice 4637	Jun-2011
3,240	Other	BRAY ELECTRIC SERVICES INC				1,461.93	566900	4640	pay invoice 4640	JUL-2011
3,241	Other	BRAY ELECTRIC SERVICES INC				559.28	593002	4646	LABOR	Jun-2011
3,242	Other	BRAY ELECTRIC SERVICES INC				157.84	593002	4646	MATERIALS	Jun-2011
3,243	Other	BRAY ELECTRIC SERVICES INC				272.05	571100	4650	pay invoice 4650	JUL-2011
3,244	Other	BRAY ELECTRIC SERVICES INC				1,363.39	571100	4652	pay invoice 4652	JUL-2011
3,245	Other	BRAY ELECTRIC SERVICES INC				1,778.21	563100	4658	pay invoice 4658	JUL-2011
3,246	Other	BRAY ELECTRIC SERVICES INC				1,621.84	566900	4661	pay invoice 4661	JUL-2011
3,247	Other	BRAY ELECTRIC SERVICES INC				1,850.10	566900	4662	pay invoice 4662	JUL-2011
3,248	Other	BRAY ELECTRIC SERVICES INC				1,090.11	570100	4671	pay invoice 4671	JUL-2011
3,249	Other	BRAY ELECTRIC SERVICES INC				1,153.46	566900	4677	pay invoice 4677	JUL-2011
3,250	Other	BRAY ELECTRIC SERVICES INC				1,483.56	563100	4681	pay invoice 4681	JUL-2011
3,251	Other	BRAY ELECTRIC SERVICES INC				919.05	566900	4687	pay invoice 4687	JUL-2011
3,252	Other	BRAY ELECTRIC SERVICES INC				1,989.24	570100	4689	pay invoice 4689	AUG-2011
3,253	Other	BRAY ELECTRIC SERVICES INC				420.24	566100	4692	pay invoice 4692	AUG-2011
3,254	Other	BRAY ELECTRIC SERVICES INC				1,655.91	566900	4700	pay invoice 4700	AUG-2011
3,255	Other	BRAY ELECTRIC SERVICES INC				1,904.92	566900	4701	pay invoice 4701	AUG-2011
3,256	Other	BRAY ELECTRIC SERVICES INC				1,767.05	563100	4703	pay invoice 4703	AUG-2011
3,257	Other	BRAY ELECTRIC SERVICES INC				300.00	566100	4705	pay invoice 4705	AUG-2011
3,258	Other	BRAY ELECTRIC SERVICES INC				279.64	593002	4708	LABOR	AUG-2011
3,259	Other	BRAY ELECTRIC SERVICES INC				222.00	593002	4708	MATERIALS	AUG-2011
3,260	Other	BRAY ELECTRIC SERVICES INC				2,314.10	566900	4713	pay invoice 4713	AUG-2011
3,261	Other	BRAY ELECTRIC SERVICES INC				1,621.84	566900	4716	pay invoice 4716	AUG-2011
3,262	Other	BRAY ELECTRIC SERVICES INC				519.10	592100	4725	pay invoice 4725	AUG-2011
3,263	Other	BRAY ELECTRIC SERVICES INC				259.55	570100	4725	pay invoice 4725	AUG-2011
3,264	Other	BRAY ELECTRIC SERVICES INC				584.96	571100	4738	pay invoice 4738	SEP-2011
3,265	Other	BRAY ELECTRIC SERVICES INC				2,361.89	566900	4741	pay invoice 4741	SEP-2011
3,266	Other	BRAY ELECTRIC SERVICES INC				557.77	566900	4743	pay invoice 4743	SEP-2011
3,267	Other	BRAY ELECTRIC SERVICES INC				1,788.13	566900	4746	pay invoice 4746	SEP-2011
3,268	Other	BRAY ELECTRIC SERVICES INC				2,281.85	563100	4748	pay invoice 4748	SEP-2011
3,269	Other	BRAY ELECTRIC SERVICES INC				454.41	593001	4749	LABOR	SEP-2011
3,270	Other	BRAY ELECTRIC SERVICES INC				370.61	593001	4749	MATERIALS	SEP-2011
3,271	Other	BRAY ELECTRIC SERVICES INC				349.55	594001	4749	LABOR	SEP-2011
3,272	Other	BRAY ELECTRIC SERVICES INC				52.50	594001	4749	MATERIALS	SEP-2011

KENTUCKY UTILITIES COMPANY
Case No. 2012- 00221
Analysis of Professional Services Expenses For the Test Year

(A)	(B)	(C)	(D)	(E)	(F)	(G)	(H)	(I)		
Line No.	Type	Vendor	Rate Case	Audit	Other	Total	Account	Invoice	Description	Period
3,273	Other	BRAY ELECTRIC SERVICES INC				2,547.60	566900	4760	pay invoice 4760	SEP-2011
3,274	Other	BRAY ELECTRIC SERVICES INC				1,727.73	566900	4763	pay invoice 4763	SEP-2011
3,275	Other	BRAY ELECTRIC SERVICES INC				2,002.24	563100	4764	pay invoice 4764	SEP-2011
3,276	Other	BRAY ELECTRIC SERVICES INC				2,228.68	566900	4778	pay invoice 4778	SEP-2011
3,277	Other	BRAY ELECTRIC SERVICES INC				1,907.88	563100	4780	pay invoice 4780	SEP-2011
3,278	Other	BRAY ELECTRIC SERVICES INC				1,646.13	566900	4783	pay invoice 4783	SEP-2011
3,279	Other	BRAY ELECTRIC SERVICES INC				467.25	593002	4786	MATERIALS	SEP-2011
3,280	Other	BRAY ELECTRIC SERVICES INC				314.60	593002	4786	LABOR	SEP-2011
3,281	Other	BRAY ELECTRIC SERVICES INC				2,098.48	563100	4792	pay invoice 4792	OCT-2011
3,282	Other	BRAY ELECTRIC SERVICES INC				1,916.72	566900	4796	pay invoice 4796	OCT-2011
3,283	Other	BRAY ELECTRIC SERVICES INC				1,845.60	566900	4798	pay invoice 4798	OCT-2011
3,284	Other	BRAY ELECTRIC SERVICES INC				502.04	593002	4806	LABOR	OCT-2011
3,285	Other	BRAY ELECTRIC SERVICES INC				382.34	593002	4806	MATERIALS	OCT-2011
3,286	Other	BRAY ELECTRIC SERVICES INC				2,451.36	566900	4819	pay invoice 4819	OCT-2011
3,287	Other	BRAY ELECTRIC SERVICES INC				1,943.57	566900	4822	pay invoice 4822	OCT-2011
3,288	Other	BRAY ELECTRIC SERVICES INC				2,098.48	563100	4823	pay invoice 4823	OCT-2011
3,289	Other	BRAY ELECTRIC SERVICES INC				691.96	566100	4827	pay invoice 4827	NOV-2011
3,290	Other	BRAY ELECTRIC SERVICES INC				2,403.71	566900	4835	pay invoice 4835	NOV-2011
3,291	Other	BRAY ELECTRIC SERVICES INC				1,779.56	563100	4836	pay invoice 4836	NOV-2011
3,292	Other	BRAY ELECTRIC SERVICES INC				2,048.46	566900	4839	pay invoice 4839	NOV-2011
3,293	Other	BRAY ELECTRIC SERVICES INC				244.44	566100	4850	pay invoice 4850	NOV-2011
3,294	Other	BRAY ELECTRIC SERVICES INC				2,356.06	566900	4853	pay invoice 4853	Dec-2011
3,295	Other	BRAY ELECTRIC SERVICES INC				1,674.04	566900	4854	pay invoice 4854	Dec-2011
3,296	Other	BRAY ELECTRIC SERVICES INC				2,002.24	563100	4859	pay invoice 4859	NOV-2011
3,297	Other	BRAY ELECTRIC SERVICES INC				950.40	570100	4862	mowing	Dec-2011
3,298	Other	BRAY ELECTRIC SERVICES INC				950.40	582100	4862	mowing	Dec-2011
3,299	Other	BRAY ELECTRIC SERVICES INC				2,726.00	570100	4863	pay invoice 4863	Dec-2011
3,300	Other	BRAY ELECTRIC SERVICES INC				326.85	566900	4865	pay invoice 4865	Dec-2011
3,301	Other	BRAY ELECTRIC SERVICES INC				322.86	566900	4866	pay invoice 4866	Dec-2011
3,302	Other	BRAY ELECTRIC SERVICES INC				2,557.08	573100	4867	pay invoice 4867	Dec-2011
3,303	Other	BRAY ELECTRIC SERVICES INC				309.00	566900	4870	pay invoice 4870	Dec-2011
3,304	Other	BRAY ELECTRIC SERVICES INC				2,072.78	566900	4873	pay invoice 4873	Dec-2011
3,305	Other	BRAY ELECTRIC SERVICES INC				1,334.20	563100	4874	pay invoice 4874	Dec-2011
3,306	Other	BRAY ELECTRIC SERVICES INC				944.94	566900	4876	pay invoice 4876	Dec-2011
3,307	Other	BRAY ELECTRIC SERVICES INC				2,509.85	566900	4890	pay invoice 4890	Dec-2011
3,308	Other	BRAY ELECTRIC SERVICES INC				2,082.34	563100	4892	pay invoice 4892	Dec-2011
3,309	Other	BRAY ELECTRIC SERVICES INC				1,946.75	566900	4894	pay invoice 4894	Dec-2011
3,310	Other	BRAY ELECTRIC SERVICES INC				343.20	566900	4896	pay invoice 4896	Dec-2011
3,311	Other	BRAY ELECTRIC SERVICES INC				2,983.97	570100	4899	pay invoice 4899	Jan-2012
3,312	Other	BRAY ELECTRIC SERVICES INC				228.04	570100	4904	pay invoice 4904	Jan-2012
3,313	Other	BRAY ELECTRIC SERVICES INC				341.25	566900	4910	pay invoice 4910	Jan-2012
3,314	Other	BRAY ELECTRIC SERVICES INC				1,321.25	566900	4912	pay invoice 4912	Jan-2012
3,315	Other	BRAY ELECTRIC SERVICES INC				1,755.72	563100	4914	pay invoice 4914	Jan-2012
3,316	Other	BRAY ELECTRIC SERVICES INC				1,011.29	594001	4918	MATERIALS	Dec-2011
3,317	Other	BRAY ELECTRIC SERVICES INC				537.90	594001	4918	LABOR	Dec-2011
3,318	Other	BRAY ELECTRIC SERVICES INC				1,365.84	566100	4927	pay invoice 4927	Jan-2012
3,319	Other	BRAY ELECTRIC SERVICES INC				1,433.56	566900	4933	pay invoice 4933	Jan-2012
3,320	Other	BRAY ELECTRIC SERVICES INC				1,905.28	566900	4935	pay invoice 4935	Jan-2012
3,321	Other	BRAY ELECTRIC SERVICES INC				477.75	566900	4936	pay invoice 4936	Jan-2012
3,322	Other	BRAY ELECTRIC SERVICES INC				1,998.58	563100	4938	pay invoice 4938	Jan-2012
3,323	Other	BRAY ELECTRIC SERVICES INC				283.66	566900	4943	pay invoice 4943	Feb-2012
3,324	Other	BRAY ELECTRIC SERVICES INC				489.04	566900	4949	pay invoice 4949	Feb-2012
3,325	Other	BRAY ELECTRIC SERVICES INC				122.02	566100	4949	pay invoice 4949	Feb-2012
3,326	Other	BRAY ELECTRIC SERVICES INC				2,189.50	563100	4953	pay invoice 4953	Feb-2012
3,327	Other	BRAY ELECTRIC SERVICES INC				1,932.93	566900	4955	pay invoice 4955	Feb-2012
3,328	Other	BRAY ELECTRIC SERVICES INC				182.00	566900	4956	pay invoice 4956	Feb-2012
3,329	Other	BRAY ELECTRIC SERVICES INC				1,000.00	566900	4960	Bray Electric Invoice # 4960 - Passport training for Frank Neeley	MAR-2012
3,330	Other	BRAY ELECTRIC SERVICES INC				136.50	566900	4966	pay invoice 4966	Feb-2012
3,331	Other	BRAY ELECTRIC SERVICES INC				1,822.33	566900	4967	pay invoice 4967	MAR-2012
3,332	Other	BRAY ELECTRIC SERVICES INC				1,822.33	566900	4968	pay invoice 4968	Feb-2012

KENTUCKY UTILITIES COMPANY
Case No. 2012- 00221
Analysis of Professional Services Expenses For the Test Year

(A)	(B)	(C)	(D)	(E)	(F)	(G)	(H)	(I)		
Line No.	Type	Vendor	Rate Case	Audit	Other	Total	Account	Invoice	Description	Period
3,333	Other	BRAY ELECTRIC SERVICES INC				2,444.08	566900	4970	pay invoice 4970	Feb-2012
3,334	Other	BRAY ELECTRIC SERVICES INC				2,476.96	563100	4974	pay invoice 4974	Feb-2012
3,335	Other	BRAY ELECTRIC SERVICES INC				287.75	570100	4980	pay invoice 4980	Feb-2012
3,336	Other	BRAY ELECTRIC SERVICES INC				462.16	570100	4984	pay invoice 4984	Feb-2012
3,337	Other	BRAY ELECTRIC SERVICES INC				247.58	570100	4985	pay invoice 4985	Feb-2012
3,338	Other	BRAY ELECTRIC SERVICES INC				501.07	571100	4987	pay invoice 4987	Feb-2012
3,339	Other	BRAY ELECTRIC SERVICES INC				2,575.62	566900	4991	pay invoice 4991	Feb-2012
3,340	Other	BRAY ELECTRIC SERVICES INC				2,476.96	563100	4993	pay invoice 4993	Feb-2012
3,341	Other	BRAY ELECTRIC SERVICES INC				1,515.93	566900	4995	pay invoice 4995	Feb-2012
3,342	Other	BRAY ELECTRIC SERVICES INC				8,463.89	593002	4999	Storm Response 2/18 - Invoice 4999	MAR-2012
3,343	Other	BRAY ELECTRIC SERVICES INC				815.10	593002	4999	Storm Response 2/18 - Invoice 4999	MAR-2012
3,344	Other	BRAY ELECTRIC SERVICES INC				2,608.50	566900	5008	pay invoice 5008	MAR-2012
3,345	Other	BRAY ELECTRIC SERVICES INC				2,015.88	566900	5010	pay invoice 5010	MAR-2012
3,346	Other	BRAY ELECTRIC SERVICES INC				2,411.19	563100	5013	pay invoice 5013	MAR-2012
3,347	Other	BRAY ELECTRIC SERVICES INC				7,050.36	593002	5016	Storm Response for March 2, 2012; Invoice 5016	MAR-2012
3,348	Other	BRAY ELECTRIC SERVICES INC				932.14	593002	5016	Storm Response for March 2, 2012; Invoice 5016	MAR-2012
3,349	Other	BRAY ELECTRIC SERVICES INC				198.84	571100	5017	pay invoice 5017	MAR-2012
3,350	Other	BRAY ELECTRIC SERVICES INC				397.68	571100	5019	pay invoice 5019	MAR-2012
3,351	Other	BRAY ELECTRIC SERVICES INC				248.55	566900	5024	pay invoice 5024	MAR-2012
3,352	Other	BRAY ELECTRIC SERVICES INC				356.84	566100	5029	pay invoice 5029	MAR-2012
3,353	Other	BRAY ELECTRIC SERVICES INC				1,974.40	566900	5034	pay invoice 5034	MAR-2012
3,354	Other	BRAY ELECTRIC SERVICES INC				2,543.85	563100	5036	pay invoice 5036	MAR-2012
3,355	Other	BRAY ELECTRIC SERVICES INC				343.20	566900	5037	pay invoice 5037	MAR-2012
3,356	Other	BRAY ELECTRIC SERVICES INC				1,594.75	566900	5620	pay invoice 4620	Jun-2011
3,357	Other	BRAY ELECTRIC SERVICES INC				2,281.88	566900	4809A	pay invoice 4809	Jan-2012
3,358	Other	BRAY ELECTRIC SERVICES INC				2,542.73	566900	4950A	pay invoice 4950	Feb-2012
3,359	Other	BRAY ELECTRIC SERVICES INC				2,918.82	566900	J702-0110-0312 Adjustment USD	Manual Accrual-Bray Electric	MAR-2012
3,360	Other	BRAY ELECTRIC SERVICES INC				515.17	566900	J702-0110-0312 Adjustment USD	Manual Accrual-Bray Electric	MAR-2012
3,361	Other	BREHOB CORPORATION				1,482.55	513100	549755	Materials necessary to replace 3 runs, 110 amp, electric bar,105" of runway, 3 double shoe collectors	MAY-2011
3,362	Other	BREHOB CORPORATION				1,873.15	513100	550785	Troubleshooting #2 crane trouble	MAY-2011
3,363	Other	BREHOB CORPORATION				1,255.65	513100	550786	PM Inspection on all overhead cranes	MAY-2011
3,364	Other	BROWNSTOWN ELECTRIC SUPPLY CO INC				7,359.30	592100	736054	FUSEHOLDER,POWER FUSE,TYPE BP,69KV,100A	Feb-2012
3,365	Other	BUCCIERO CONSULTING LLC				6,409.36	560900	BUCC2011009	Joe Bucciero Contractor Compliance work 2011 support EMS dept	APR-2011
3,366	Other	BUCCIERO CONSULTING LLC				227.50	560900	BUCC2011013	Professional Services for April 2011/ Joe Bucciero	MAY-2011
3,367	Other	BUCCIERO CONSULTING LLC				455.00	560900	BUCC2011015	Professional Service for May 2011	Jun-2011
3,368	Other	BURGESS MACHINERY LLC				350.00	512005	593	LABOR TO PERFORM LUBE SERVICE ON LIEBHERR EP984	APR-2011
3,369	Other	BURGESS MACHINERY LLC				325.00	512005	685	LABOR FOR SCHEDULED REPAIRS ON 984 LIMESTONE EXCAVATOR	APR-2011
3,370	Other	BUTLER FLOORING SERVICES LLC				735.00	935403	MC1014703	CORRECT SALES TAX	APR-2011
3,371	Other	BUTLER FLOORING SERVICES LLC				735.00	935403	MC1014704	CORRECT SALES TAX	MAY-2011
3,372	Other	BUTLER FLOORING SERVICES LLC				735.00	935403	MC1014706	CORRECT SALES TAX	JUL-2011
3,373	Other	BUTLER FLOORING SERVICES LLC				735.00	935403	MC1014708	CORRECT SALES TAX /MAINTENANCE (FLOORS 1-5 & 9 ONE QUALITY) AS PER QUOTE -AT A COST PER YEAR OF \$8,820 TO BE INVOICED AT \$735/MTH (AND TO COVER COST FOR ANY ADDITIONAL CLEANING AT REQUEST @ .10/SQ. FT) THIS IS A NOT TO EXCEED AMOUNT	SEP-2011
3,374	Other	BUTLER FLOORING SERVICES LLC				735.00	935403	MC1014710	CORRECT SALES TAX /MAINTENANCE (FLOORS 1-5 & 9 ONE QUALITY) AS PER QUOTE -AT A COST PER YEAR OF \$8,820 TO BE INVOICED AT \$735/MTH (AND TO COVER COST FOR ANY ADDITIONAL CLEANING AT REQUEST @ .10/SQ. FT) THIS IS A NOT TO EXCEED AMOUNT	NOV-2011
3,375	Other	BUTLER FLOORING SERVICES LLC				735.00	935403	MC1014711	CORRECT SALES TAX /MAINTENANCE (FLOORS 1-5 & 9 ONE QUALITY) AS PER QUOTE -AT A COST PER YEAR OF \$8,820 TO BE INVOICED AT \$735/MTH (AND TO COVER COST FOR ANY ADDITIONAL CLEANING AT REQUEST @ .10/SQ. FT) THIS IS A NOT TO EXCEED AMOUNT	NOV-2011
3,376	Other	BUTLER FLOORING SERVICES LLC				735.00	935403	MC101471211	CORRECT SALES TAX /MAINTENANCE (FLOORS 1-5 & 9 ONE QUALITY) AS PER QUOTE -AT A COST PER YEAR OF \$8,820 TO BE INVOICED AT \$735/MTH (AND TO COVER COST FOR ANY ADDITIONAL CLEANING AT REQUEST @ .10/SQ. FT) THIS IS A NOT TO EXCEED AMOUNT	Jan-2012

KENTUCKY UTILITIES COMPANY
Case No. 2012- 00221
Analysis of Professional Services Expenses For the Test Year

(A)	(B)	(C)	(D)	(E)	(F)	(G)	(H)	(I)		
Line No.	Type	Vendor	Rate Case	Audit	Other	Total	Account	Invoice	Description	Period
3,377	Other	BUTLER FLOORING SERVICES LLC				735.00	935403	MC101475	CORRECT SALES TAX CARPET CLEANING/MAINTENANCE (FLOORS 1-5 & 9 ONE QUALITY) AS PER QUOTE -AT A COST PER YEAR OF \$8,820 TO BE INVOICED AT \$735/MTH (AND TO COVER COST FOR ANY ADDITIONAL CLEANING AT REQUEST @ .10/SQ. FT)	Jun-2011
3,378	Other	BUTLER FLOORING SERVICES LLC				735.00	935403	MC101477	CORRECT SALES TAX /MAINTENANCE (FLOORS 1-5 & 9 ONE QUALITY) AS PER QUOTE -AT A COST PER YEAR OF \$8,820 TO BE INVOICED AT \$735/MTH (AND TO COVER COST FOR ANY ADDITIONAL CLEANING AT REQUEST @ .10/SQ. FT) THIS IS A NOT TO EXCEED AMOUNT	AUG-2011
3,379	Other	BUTLER FLOORING SERVICES LLC				735.00	935403	MC101479	CORRECT SALES TAX /MAINTENANCE (FLOORS 1-5 & 9 ONE QUALITY) AS PER QUOTE -AT A COST PER YEAR OF \$8,820 TO BE INVOICED AT \$735/MTH (AND TO COVER COST FOR ANY ADDITIONAL CLEANING AT REQUEST @ .10/SQ. FT) THIS IS A NOT TO EXCEED AMOUNT	OCT-2011
3,380	Other	BUTLER FLOORING SERVICES LLC				390.00	921004	MC1112203	CORRECT SALES TAX	APR-2011
3,381	Other	BUTLER FLOORING SERVICES LLC				390.00	921004	MC1112204	CORRECT SALES TAX	MAY-2011
3,382	Other	BUTLER FLOORING SERVICES LLC				390.00	921004	MC1112205	CORRECT SALES TAX LABOR AND EQUIP REQUIRED TO PERFORM MONTHLY CO	Jun-2011
3,383	Other	BUTLER FLOORING SERVICES LLC				390.00	921004	MC1112206	CORRECT SALES TAX LABOR AND EQUIP REQUIRED TO PERFORM MONTHLY CLEAN AND MAINTAIN CARPET AT THE SIMPSONVILLE FACILITY	JUL-2011
3,384	Other	BUTLER FLOORING SERVICES LLC				390.00	921004	MC1112207	CORRECT SALES TAX LABOR AND EQUIP REQUIRED TO PERFORM MONTHLY CLEAN AND MAINTAIN CARPET AT THE SIMPSONVILLE FACILITY	AUG-2011
3,385	Other	BUTLER FLOORING SERVICES LLC				405.00	921004	MC1112208	CORRECT SALES TAX BUTLER FLOORING - SIMPSONVILLE - MONTHLY MAINTENANCE PROGRAM CARPET CLEANING.	AUG-2011
3,386	Other	BUTLER FLOORING SERVICES LLC				405.00	921004	MC1112209	CORRECT SALES TAX BUTLER FLOORING - SIMPSONVILLE - MONTHLY MAINTENANCE PROGRAM CARPET CLEANING.	OCT-2011
3,387	Other	BUTLER FLOORING SERVICES LLC				405.00	921004	MC1112210	CORRECT SALES TAX BUTLER FLOORING - SIMPSONVILLE - MONTHLY MAINTENANCE PROGRAM CARPET CLEANING.	NOV-2011
3,388	Other	BUTLER FLOORING SERVICES LLC				405.00	921004	MC1112211	CORRECT SALES TAX BUTLER FLOORING - SIMPSONVILLE - MONTHLY MAINTENANCE PROGRAM CARPET CLEANING.	NOV-2011
3,389	Other	BUTLER FLOORING SERVICES LLC				405.00	921004	MC1112212	CORRECT SALES TAX BUTLER FLOORING - SIMPSONVILLE - MONTHLY MAINTENANCE PROGRAM CARPET CLEANING.	Jan-2012
3,390	Other	BUTLER FLOORING SERVICES LLC				735.00	935403	MC1210202	CARPET CLEANING/MAINTENANCE (FLOORS 1-5 & 9 ONE QUALITY) AS PER QUOTE -AT A COST PER YEAR OF \$8,820 TO BE INVOICED AT \$735/MTH (AND TO COVER COST FOR ANY ADDITIONAL CLEANING AT REQUEST @ .10/SQ. FT) THIS IS A NOT TO EXCEED AMOUNT	Feb-2012
3,391	Other	BUTLER FLOORING SERVICES LLC				735.00	935403	MC1210203	CARPET CLEANING/MAINTENANCE (FLOORS 1-5 & 9 ONE QUALITY) AS PER QUOTE -AT A COST PER YEAR OF \$8,820 TO BE INVOICED AT \$735/MTH (AND TO COVER COST FOR ANY ADDITIONAL CLEANING AT REQUEST @ .10/SQ. FT) THIS IS A NOT TO EXCEED AMOUNT	MAR-2012
3,392	Other	BUTLER FLOORING SERVICES LLC				736.00	935403	MC121021	CARPET CLEANING/MAINTENANCE (FLOORS 1-5 & 9 ONE QUALITY) AS PER QUOTE -AT A COST PER YEAR OF \$8,820 TO BE INVOICED AT \$735/MTH (AND TO COVER COST FOR ANY ADDITIONAL CLEANING AT REQUEST @ .10/SQ. FT) THIS IS A NOT TO EXCEED AMOUNT	Jan-2012
3,393	Other	BUTLER FLOORING SERVICES LLC				405.00	921004	MC12107	BUTLER FLOORING - SIMPSONVILLE - MONTHLY MAINTENANCE PROGRAM CARPET CLEANING.	Jan-2012
3,394	Other	BUTLER FLOORING SERVICES LLC				405.00	921004	MC1210702	CORRECT SALES TAX BUTLER FLOORING - SIMPSONVILLE - MONTHLY MAINTENANCE PROGRAM CARPET CLEANING.	Feb-2012
3,395	Other	BUTLER FLOORING SERVICES LLC				405.00	921004	MC1210703	BUTLER FLOORING - SIMPSONVILLE - MONTHLY MAINTENANCE PROGRAM CARPET CLEANING.	MAR-2012
3,396	Other	BUTLER FLOORING SERVICES LLC				2,027.50	921004	MT1142003	CORRECT SALES TAX	APR-2011
3,397	Other	BUTLER FLOORING SERVICES LLC				1,275.00	921004	MT1142004	CORRECT SALES TAX BUTLER FLOORING CARPET SHAMPOO AT LG&E CENTER	Jun-2011
3,398	Other	BUTLER FLOORING SERVICES LLC				2,882.50	921004	MT1142005	CORRECT SALES TAX BUTLER FLOORING CARPET SHAMPOO AT LG&E CENTER	Jun-2011
3,399	Other	BUTLER FLOORING SERVICES LLC				1,195.00	921004	MT1142006	CORRECT SALES TAX BUTLER FLOORING CARPET SHAMPOO AT LG&E CENTER	JUL-2011
3,400	Other	BUTLER FLOORING SERVICES LLC				2,602.50	921004	MT1142008	CORRECT SALES TAX BUTLER FLOORING CARPET SHAMPOO AT LG&E CENTER	SEP-2011
3,401	Other	BUTLER FLOORING SERVICES LLC				920.00	921004	MT1142009	CORRECT SALES TAX BUTLER FLOORING CARPET SHAMPOO AT LG&E CENTER	OCT-2011

KENTUCKY UTILITIES COMPANY
Case No. 2012- 00221
Analysis of Professional Services Expenses For the Test Year

(A)	(B)	(C)	(D)	(E)	(F)	(G)	(H)	(I)		
Line No.	Type	Vendor	Rate Case	Audit	Other	Total	Account	Invoice	Description	Period
3,402	Other	BUTLER FLOORING SERVICES LLC				2,602.50	921004	MT114207	CORRECT SALES TAX BUTLER FLOORING CARPET SHAMPOO AT LG&E CENTER	AUG-2011
3,403	Other	BUTLER FLOORING SERVICES LLC				1,814.40	921004	MT1155506	COST FOR PLACING 7 DEHUMIDIFIERS IN BASEMENT AREA DUE TO FLOODING FOR 6 DAYS @ \$80/DAY (INV #MT11-555-06	SEP-2011
3,404	Other	BUTLER FLOORING SERVICES LLC				648.00	921004	MT1155506	BUTLER FLOORING-LGE CTR - BASEMENT FLOODED - COST FOR PLACING 8 DRYERS ON WATER AFFECTED AREAS FOR 6 DAYS @ \$25/DAY (INV #MT11-555-06	SEP-2011
3,405	Other	BUTLER FLOORING SERVICES LLC				540.00	921004	MT1155506	LABOR TO TREAT FLOORING FOR MOLD, INSTALL/REMOVAL OF EQUIPMENT (INV #MT11-555-06	SEP-2011
3,406	Other	C & I ENGINEERING INC				6,000.00	510100	1210084	Paddy's Run and E W Brown Black Start Study U7647.05	Jun-2011
3,407	Other	C & S H INC				9,517.56	923900	1MAR11	Services	MAY-2011
3,408	Other	C & S H INC				7,966.76	923900	1APR11	April Labor Charges	MAY-2011
3,409	Other	C & S H INC				7,968.59	923900	01MAY11	May billing for services	JUL-2011
3,410	Other	C & S H INC				9,301.66	923900	1JUN11	June contract services	JUL-2011
3,411	Other	C & S H INC				128.00	580100	1JUN11	June contract services	JUL-2011
3,412	Other	C & S H INC				8,428.89	923900	1JUL11	July contract services	SEP-2011
3,413	Other	C & S H INC				9,230.00	923900	1AUG11	August Billing for contracted services	SEP-2011
3,414	Other	C & S H INC				8,579.87	923900	1SEP11	September billing for services	NOV-2011
3,415	Other	C & S H INC				46.41	921902	1SEP11	September billing for services	NOV-2011
3,416	Other	C & S H INC				46.41	580100	1SEP11	September billing for services	NOV-2011
3,417	Other	C & S H INC				8,569.86	923900	1OCT11	October services	NOV-2011
3,418	Other	C & S H INC				86.11	921902	1OCT11	October services	NOV-2011
3,419	Other	C & S H INC				57.40	580100	1OCT11	October services	NOV-2011
3,420	Other	C & S H INC				7,940.67	923900	1-Nov-11	November billing	Dec-2011
3,421	Other	C & S H INC				28.06	921902	1-Nov-11	November billing	Dec-2011
3,422	Other	C & S H INC				28.06	580100	1-Nov-11	November billing	Dec-2011
3,423	Other	C & S H INC				8,810.27	923900	1-Dec-11	December services	Jan-2012
3,424	Other	C & S H INC				144.00	580100	1-Dec-11	December services	Jan-2012
3,425	Other	C & S H INC				8,818.83	923900	1JAN12	January services	MAR-2012
3,426	Other	C & S H INC				108.11	921902	1JAN12	January services	MAR-2012
3,427	Other	C & S H INC				108.11	580100	1JAN12	January services	MAR-2012
3,428	Other	C E POWER SOLUTIONS LLC				886.05	593002	10546	CORRECT SALES TAX	APR-2011
3,429	Other	C E POWER SOLUTIONS LLC				728.93	588100	10546	CORRECT SALES TAX	APR-2011
3,430	Other	C E POWER SOLUTIONS LLC				601.92	570100	10546	CORRECT SALES TAX	APR-2011
3,431	Other	C E POWER SOLUTIONS LLC				588.96	562100	10546	CORRECT SALES TAX	APR-2011
3,432	Other	C E POWER SOLUTIONS LLC				516.58	562100	10546	CORRECT SALES TAX	APR-2011
3,433	Other	C E POWER SOLUTIONS LLC				454.20	562100	10546	CORRECT SALES TAX	APR-2011
3,434	Other	C E POWER SOLUTIONS LLC				442.96	562100	10546	CORRECT SALES TAX	APR-2011
3,435	Other	C E POWER SOLUTIONS LLC				442.96	562100	10546	CORRECT SALES TAX	APR-2011
3,436	Other	C E POWER SOLUTIONS LLC				438.52	570100	10546	CORRECT SALES TAX	APR-2011
3,437	Other	C E POWER SOLUTIONS LLC				378.50	562100	10546	CORRECT SALES TAX	APR-2011
3,438	Other	C E POWER SOLUTIONS LLC				378.50	562100	10546	CORRECT SALES TAX	APR-2011
3,439	Other	C E POWER SOLUTIONS LLC				369.34	562100	10546	CORRECT SALES TAX	APR-2011
3,440	Other	C E POWER SOLUTIONS LLC				315.98	562100	10546	CORRECT SALES TAX	APR-2011
3,441	Other	C E POWER SOLUTIONS LLC				302.80	562100	10546	CORRECT SALES TAX	APR-2011
3,442	Other	C E POWER SOLUTIONS LLC				302.80	562100	10546	CORRECT SALES TAX	APR-2011
3,443	Other	C E POWER SOLUTIONS LLC				302.80	562100	10546	CORRECT SALES TAX	APR-2011
3,444	Other	C E POWER SOLUTIONS LLC				302.80	582100	10546	CORRECT SALES TAX	APR-2011
3,445	Other	C E POWER SOLUTIONS LLC				300.96	592100	10546	CORRECT SALES TAX	APR-2011
3,446	Other	C E POWER SOLUTIONS LLC				242.36	562100	10546	CORRECT SALES TAX	APR-2011
3,447	Other	C E POWER SOLUTIONS LLC				236.28	562100	10546	CORRECT SALES TAX	APR-2011
3,448	Other	C E POWER SOLUTIONS LLC				236.28	570100	10546	CORRECT SALES TAX	APR-2011
3,449	Other	C E POWER SOLUTIONS LLC				236.28	592100	10546	CORRECT SALES TAX	APR-2011
3,450	Other	C E POWER SOLUTIONS LLC				227.10	562100	10546	CORRECT SALES TAX	APR-2011
3,451	Other	C E POWER SOLUTIONS LLC				227.10	562100	10546	CORRECT SALES TAX	APR-2011
3,452	Other	C E POWER SOLUTIONS LLC				227.10	562100	10546	CORRECT SALES TAX	APR-2011
3,453	Other	C E POWER SOLUTIONS LLC				227.10	562100	10546	CORRECT SALES TAX	APR-2011
3,454	Other	C E POWER SOLUTIONS LLC				227.10	562100	10546	CORRECT SALES TAX	APR-2011
3,455	Other	C E POWER SOLUTIONS LLC				227.10	562100	10546	CORRECT SALES TAX	APR-2011
3,456	Other	C E POWER SOLUTIONS LLC				220.86	582100	10546	CORRECT SALES TAX	APR-2011

KENTUCKY UTILITIES COMPANY
Case No. 2012- 00221
Analysis of Professional Services Expenses For the Test Year

(A)	(B)	(C)	(D)	(E)	(F)	(G)	(H)	(I)		
Line No.	Type	Vendor	Rate Case	Audit	Other	Total	Account	Invoice	Description	Period
3,457	Other	C E POWER SOLUTIONS LLC				189.25	570100	10546	CORRECT SALES TAX	APR-2011
3,458	Other	C E POWER SOLUTIONS LLC				189.25	582100	10546	CORRECT SALES TAX	APR-2011
3,459	Other	C E POWER SOLUTIONS LLC				189.25	582100	10546	CORRECT SALES TAX	APR-2011
3,460	Other	C E POWER SOLUTIONS LLC				169.98	562100	10546	CORRECT SALES TAX	APR-2011
3,461	Other	C E POWER SOLUTIONS LLC				151.40	562100	10546	CORRECT SALES TAX	APR-2011
3,462	Other	C E POWER SOLUTIONS LLC				151.40	562100	10546	CORRECT SALES TAX	APR-2011
3,463	Other	C E POWER SOLUTIONS LLC				151.40	570100	10546	CORRECT SALES TAX	APR-2011
3,464	Other	C E POWER SOLUTIONS LLC				151.40	582100	10546	CORRECT SALES TAX	APR-2011
3,465	Other	C E POWER SOLUTIONS LLC				151.40	582100	10546	CORRECT SALES TAX	APR-2011
3,466	Other	C E POWER SOLUTIONS LLC				148.48	562100	10546	CORRECT SALES TAX	APR-2011
3,467	Other	C E POWER SOLUTIONS LLC				148.48	562100	10546	CORRECT SALES TAX	APR-2011
3,468	Other	C E POWER SOLUTIONS LLC				147.24	562100	10546	CORRECT SALES TAX	APR-2011
3,469	Other	C E POWER SOLUTIONS LLC				147.24	582100	10546	CORRECT SALES TAX	APR-2011
3,470	Other	C E POWER SOLUTIONS LLC				147.24	582100	10546	CORRECT SALES TAX	APR-2011
3,471	Other	C E POWER SOLUTIONS LLC				147.24	582100	10546	CORRECT SALES TAX	APR-2011
3,472	Other	C E POWER SOLUTIONS LLC				147.24	582100	10546	CORRECT SALES TAX	APR-2011
3,473	Other	C E POWER SOLUTIONS LLC				147.24	582100	10546	CORRECT SALES TAX	APR-2011
3,474	Other	C E POWER SOLUTIONS LLC				147.24	582100	10546	CORRECT SALES TAX	APR-2011
3,475	Other	C E POWER SOLUTIONS LLC				147.24	582100	10546	CORRECT SALES TAX	APR-2011
3,476	Other	C E POWER SOLUTIONS LLC				147.24	582100	10546	CORRECT SALES TAX	APR-2011
3,477	Other	C E POWER SOLUTIONS LLC				147.24	582100	10546	CORRECT SALES TAX	APR-2011
3,478	Other	C E POWER SOLUTIONS LLC				147.24	582100	10546	CORRECT SALES TAX	APR-2011
3,479	Other	C E POWER SOLUTIONS LLC				118.14	582100	10546	CORRECT SALES TAX	APR-2011
3,480	Other	C E POWER SOLUTIONS LLC				110.43	582100	10546	CORRECT SALES TAX	APR-2011
3,481	Other	C E POWER SOLUTIONS LLC				110.43	582100	10546	CORRECT SALES TAX	APR-2011
3,482	Other	C E POWER SOLUTIONS LLC				110.43	582100	10546	CORRECT SALES TAX	APR-2011
3,483	Other	C E POWER SOLUTIONS LLC				75.70	562100	10546	CORRECT SALES TAX	APR-2011
3,484	Other	C E POWER SOLUTIONS LLC				75.70	570100	10546	CORRECT SALES TAX	APR-2011
3,485	Other	C E POWER SOLUTIONS LLC				73.62	582100	10546	CORRECT SALES TAX	APR-2011
3,486	Other	C E POWER SOLUTIONS LLC				73.62	582100	10546	CORRECT SALES TAX	APR-2011
3,487	Other	C E POWER SOLUTIONS LLC				73.62	582100	10546	CORRECT SALES TAX	APR-2011
3,488	Other	C E POWER SOLUTIONS LLC				1,803.69	566100	10554	CORRECT SALES TAX	APR-2011
3,489	Other	C E POWER SOLUTIONS LLC				1,624.42	512100	10554	CORRECT SALES TAX	APR-2011
3,490	Other	C E POWER SOLUTIONS LLC				1,181.40	593002	10554	CORRECT SALES TAX	APR-2011
3,491	Other	C E POWER SOLUTIONS LLC				883.44	582100	10554	CORRECT SALES TAX	APR-2011
3,492	Other	C E POWER SOLUTIONS LLC				767.91	570100	10554	CORRECT SALES TAX	APR-2011
3,493	Other	C E POWER SOLUTIONS LLC				588.96	562100	10554	CORRECT SALES TAX	APR-2011
3,494	Other	C E POWER SOLUTIONS LLC				588.96	562100	10554	CORRECT SALES TAX	APR-2011
3,495	Other	C E POWER SOLUTIONS LLC				529.90	570100	10554	CORRECT SALES TAX	APR-2011
3,496	Other	C E POWER SOLUTIONS LLC				472.56	562100	10554	CORRECT SALES TAX	APR-2011
3,497	Other	C E POWER SOLUTIONS LLC				398.07	570100	10554	CORRECT SALES TAX	APR-2011
3,498	Other	C E POWER SOLUTIONS LLC				302.80	562100	10554	CORRECT SALES TAX	APR-2011
3,499	Other	C E POWER SOLUTIONS LLC				302.80	570100	10554	CORRECT SALES TAX	APR-2011
3,500	Other	C E POWER SOLUTIONS LLC				302.80	570100	10554	CORRECT SALES TAX	APR-2011
3,501	Other	C E POWER SOLUTIONS LLC				264.95	570100	10554	CORRECT SALES TAX	APR-2011
3,502	Other	C E POWER SOLUTIONS LLC				236.28	570100	10554	CORRECT SALES TAX	APR-2011
3,503	Other	C E POWER SOLUTIONS LLC				227.10	562100	10554	CORRECT SALES TAX	APR-2011
3,504	Other	C E POWER SOLUTIONS LLC				227.10	582100	10554	CORRECT SALES TAX	APR-2011
3,505	Other	C E POWER SOLUTIONS LLC				227.10	582100	10554	CORRECT SALES TAX	APR-2011
3,506	Other	C E POWER SOLUTIONS LLC				220.86	582100	10554	CORRECT SALES TAX	APR-2011
3,507	Other	C E POWER SOLUTIONS LLC				220.86	582100	10554	CORRECT SALES TAX	APR-2011
3,508	Other	C E POWER SOLUTIONS LLC				220.86	582100	10554	CORRECT SALES TAX	APR-2011
3,509	Other	C E POWER SOLUTIONS LLC				189.25	582100	10554	CORRECT SALES TAX	APR-2011
3,510	Other	C E POWER SOLUTIONS LLC				184.05	582100	10554	CORRECT SALES TAX	APR-2011
3,511	Other	C E POWER SOLUTIONS LLC				178.86	588100	10554	CORRECT SALES TAX	APR-2011
3,512	Other	C E POWER SOLUTIONS LLC				151.40	562100	10554	CORRECT SALES TAX	APR-2011
3,513	Other	C E POWER SOLUTIONS LLC				151.40	562100	10554	CORRECT SALES TAX	APR-2011
3,514	Other	C E POWER SOLUTIONS LLC				151.40	570100	10554	CORRECT SALES TAX	APR-2011
3,515	Other	C E POWER SOLUTIONS LLC				151.40	570100	10554	CORRECT SALES TAX	APR-2011
3,516	Other	C E POWER SOLUTIONS LLC				151.40	582100	10554	CORRECT SALES TAX	APR-2011

KENTUCKY UTILITIES COMPANY
Case No. 2012- 00221
Analysis of Professional Services Expenses For the Test Year

(A)	(B)	(C)	(D)	(E)	(F)	(G)	(H)	(I)		
Line No.	Type	Vendor	Rate Case	Audit	Other	Total	Account	Invoice	Description	Period
3,517	Other	C E POWER SOLUTIONS LLC				147.24	582100	10554	CORRECT SALES TAX	APR-2011
3,518	Other	C E POWER SOLUTIONS LLC				147.24	582100	10554	CORRECT SALES TAX	APR-2011
3,519	Other	C E POWER SOLUTIONS LLC				147.24	582100	10554	CORRECT SALES TAX	APR-2011
3,520	Other	C E POWER SOLUTIONS LLC				147.24	582100	10554	CORRECT SALES TAX	APR-2011
3,521	Other	C E POWER SOLUTIONS LLC				147.24	582100	10554	CORRECT SALES TAX	APR-2011
3,522	Other	C E POWER SOLUTIONS LLC				147.24	582100	10554	CORRECT SALES TAX	APR-2011
3,523	Other	C E POWER SOLUTIONS LLC				123.75	570100	10554	CORRECT SALES TAX	APR-2011
3,524	Other	C E POWER SOLUTIONS LLC				113.55	562100	10554	CORRECT SALES TAX	APR-2011
3,525	Other	C E POWER SOLUTIONS LLC				113.55	582100	10554	CORRECT SALES TAX	APR-2011
3,526	Other	C E POWER SOLUTIONS LLC				113.55	582100	10554	CORRECT SALES TAX	APR-2011
3,527	Other	C E POWER SOLUTIONS LLC				113.55	582100	10554	CORRECT SALES TAX	APR-2011
3,528	Other	C E POWER SOLUTIONS LLC				113.55	582100	10554	CORRECT SALES TAX	APR-2011
3,529	Other	C E POWER SOLUTIONS LLC				113.55	582100	10554	CORRECT SALES TAX	APR-2011
3,530	Other	C E POWER SOLUTIONS LLC				113.55	582100	10554	CORRECT SALES TAX	APR-2011
3,531	Other	C E POWER SOLUTIONS LLC				75.70	570100	10554	CORRECT SALES TAX	APR-2011
3,532	Other	C E POWER SOLUTIONS LLC				75.70	570100	10554	CORRECT SALES TAX	APR-2011
3,533	Other	C E POWER SOLUTIONS LLC				75.70	582100	10554	CORRECT SALES TAX	APR-2011
3,534	Other	C E POWER SOLUTIONS LLC				75.70	582100	10554	CORRECT SALES TAX	APR-2011
3,535	Other	C E POWER SOLUTIONS LLC				75.70	582100	10554	CORRECT SALES TAX	APR-2011
3,536	Other	C E POWER SOLUTIONS LLC				75.70	582100	10554	CORRECT SALES TAX	APR-2011
3,537	Other	C E POWER SOLUTIONS LLC				75.70	582100	10554	CORRECT SALES TAX	APR-2011
3,538	Other	C E POWER SOLUTIONS LLC				75.70	582100	10554	CORRECT SALES TAX	APR-2011
3,539	Other	C E POWER SOLUTIONS LLC				75.70	582100	10554	CORRECT SALES TAX	APR-2011
3,540	Other	C E POWER SOLUTIONS LLC				37.85	562100	10554	CORRECT SALES TAX	APR-2011
3,541	Other	C E POWER SOLUTIONS LLC				37.85	562100	10554	CORRECT SALES TAX	APR-2011
3,542	Other	C E POWER SOLUTIONS LLC				37.85	562100	10554	CORRECT SALES TAX	APR-2011
3,543	Other	C E POWER SOLUTIONS LLC				37.85	562100	10554	CORRECT SALES TAX	APR-2011
3,544	Other	C E POWER SOLUTIONS LLC				37.85	562100	10554	CORRECT SALES TAX	APR-2011
3,545	Other	C E POWER SOLUTIONS LLC				37.85	562100	10554	CORRECT SALES TAX	APR-2011
3,546	Other	C E POWER SOLUTIONS LLC				37.85	562100	10554	CORRECT SALES TAX	APR-2011
3,547	Other	C E POWER SOLUTIONS LLC				37.85	562100	10554	CORRECT SALES TAX	APR-2011
3,548	Other	C E POWER SOLUTIONS LLC				37.85	582100	10554	CORRECT SALES TAX	APR-2011
3,549	Other	C E POWER SOLUTIONS LLC				37.85	582100	10554	CORRECT SALES TAX	APR-2011
3,550	Other	C E POWER SOLUTIONS LLC				37.85	582100	10554	CORRECT SALES TAX	APR-2011
3,551	Other	C E POWER SOLUTIONS LLC				37.85	582100	10554	CORRECT SALES TAX	APR-2011
3,552	Other	C E POWER SOLUTIONS LLC				37.85	582100	10554	CORRECT SALES TAX	APR-2011
3,553	Other	C E POWER SOLUTIONS LLC				37.85	582100	10554	CORRECT SALES TAX	APR-2011
3,554	Other	C E POWER SOLUTIONS LLC				37.85	582100	10554	CORRECT SALES TAX	APR-2011
3,555	Other	C E POWER SOLUTIONS LLC				37.85	582100	10554	CORRECT SALES TAX	APR-2011
3,556	Other	C E POWER SOLUTIONS LLC				37.85	582100	10554	CORRECT SALES TAX	APR-2011
3,557	Other	C E POWER SOLUTIONS LLC				37.85	582100	10554	CORRECT SALES TAX	APR-2011
3,558	Other	C E POWER SOLUTIONS LLC				37.85	582100	10554	CORRECT SALES TAX	APR-2011
3,559	Other	C E POWER SOLUTIONS LLC				37.85	582100	10554	CORRECT SALES TAX	APR-2011
3,560	Other	C E POWER SOLUTIONS LLC				37.85	582100	10554	CORRECT SALES TAX	APR-2011
3,561	Other	C E POWER SOLUTIONS LLC				37.85	582100	10554	CORRECT SALES TAX	APR-2011
3,562	Other	C E POWER SOLUTIONS LLC				37.85	582100	10554	CORRECT SALES TAX	APR-2011
3,563	Other	C E POWER SOLUTIONS LLC				37.85	582100	10554	CORRECT SALES TAX	APR-2011
3,564	Other	C E POWER SOLUTIONS LLC				37.85	582100	10554	CORRECT SALES TAX	APR-2011
3,565	Other	C E POWER SOLUTIONS LLC				37.85	582100	10554	CORRECT SALES TAX	APR-2011
3,566	Other	C E POWER SOLUTIONS LLC				37.85	582100	10554	CORRECT SALES TAX	APR-2011
3,567	Other	C E POWER SOLUTIONS LLC				37.85	582100	10554	CORRECT SALES TAX	APR-2011
3,568	Other	C E POWER SOLUTIONS LLC				37.85	582100	10554	CORRECT SALES TAX	APR-2011
3,569	Other	C E POWER SOLUTIONS LLC				37.85	582100	10554	CORRECT SALES TAX	APR-2011
3,570	Other	C E POWER SOLUTIONS LLC				37.85	582100	10554	CORRECT SALES TAX	APR-2011
3,571	Other	C E POWER SOLUTIONS LLC				2,365.00	513100	10565	FUNCTION TEST AND CALIBRATE GENERATOR AND TRANSFORMER PROTECTION RELAYS ON BROWN 3	APR-2011
3,572	Other	C E POWER SOLUTIONS LLC				1,699.63	570100	10588	Labor	MAY-2011
3,573	Other	C E POWER SOLUTIONS LLC				1,117.44	570100	10588	Labor	MAY-2011
3,574	Other	C E POWER SOLUTIONS LLC				1,117.44	582100	10588	Labor	MAY-2011
3,575	Other	C E POWER SOLUTIONS LLC				957.89	512100	10588	Labor	MAY-2011

KENTUCKY UTILITIES COMPANY
Case No. 2012- 00221
Analysis of Professional Services Expenses For the Test Year

(A)	(B)	(C)	(D)	(E)	(F)	(G)	(H)	(I)		
Line No.	Type	Vendor	Rate Case	Audit	Other	Total	Account	Invoice	Description	Period
3,576	Other	C E POWER SOLUTIONS LLC				907.92	562100	10588	Labor	MAY-2011
3,577	Other	C E POWER SOLUTIONS LLC				838.08	570100	10588	Labor	MAY-2011
3,578	Other	C E POWER SOLUTIONS LLC				619.92	570100	10588	Labor	MAY-2011
3,579	Other	C E POWER SOLUTIONS LLC				558.72	592100	10588	Labor	MAY-2011
3,580	Other	C E POWER SOLUTIONS LLC				488.88	570100	10588	Labor	MAY-2011
3,581	Other	C E POWER SOLUTIONS LLC				376.85	562100	10588	Labor	MAY-2011
3,582	Other	C E POWER SOLUTIONS LLC				376.85	566100	10588	Labor	MAY-2011
3,583	Other	C E POWER SOLUTIONS LLC				376.85	582100	10588	Labor	MAY-2011
3,584	Other	C E POWER SOLUTIONS LLC				348.70	570100	10588	Labor	MAY-2011
3,585	Other	C E POWER SOLUTIONS LLC				309.96	562100	10588	Labor	MAY-2011
3,586	Other	C E POWER SOLUTIONS LLC				309.96	562100	10588	Labor	MAY-2011
3,587	Other	C E POWER SOLUTIONS LLC				309.96	582100	10588	Labor	MAY-2011
3,588	Other	C E POWER SOLUTIONS LLC				301.48	562100	10588	Labor	MAY-2011
3,589	Other	C E POWER SOLUTIONS LLC				232.47	562100	10588	Labor	MAY-2011
3,590	Other	C E POWER SOLUTIONS LLC				232.47	562100	10588	Labor	MAY-2011
3,591	Other	C E POWER SOLUTIONS LLC				226.11	582100	10588	Labor	MAY-2011
3,592	Other	C E POWER SOLUTIONS LLC				226.11	582100	10588	Labor	MAY-2011
3,593	Other	C E POWER SOLUTIONS LLC				193.72	562100	10588	Labor	MAY-2011
3,594	Other	C E POWER SOLUTIONS LLC				193.72	570100	10588	Labor	MAY-2011
3,595	Other	C E POWER SOLUTIONS LLC				188.42	582100	10588	Labor	MAY-2011
3,596	Other	C E POWER SOLUTIONS LLC				183.94	588100	10588	Labor	MAY-2011
3,597	Other	C E POWER SOLUTIONS LLC				150.74	582100	10588	Labor	MAY-2011
3,598	Other	C E POWER SOLUTIONS LLC				150.74	582100	10588	Labor	MAY-2011
3,599	Other	C E POWER SOLUTIONS LLC				150.74	582100	10588	Labor	MAY-2011
3,600	Other	C E POWER SOLUTIONS LLC				150.74	582100	10588	Labor	MAY-2011
3,601	Other	C E POWER SOLUTIONS LLC				150.74	582100	10588	Labor	MAY-2011
3,602	Other	C E POWER SOLUTIONS LLC				150.74	582100	10588	Labor	MAY-2011
3,603	Other	C E POWER SOLUTIONS LLC				150.74	582100	10588	Labor	MAY-2011
3,604	Other	C E POWER SOLUTIONS LLC				150.74	582100	10588	Labor	MAY-2011
3,605	Other	C E POWER SOLUTIONS LLC				150.74	582100	10588	Labor	MAY-2011
3,606	Other	C E POWER SOLUTIONS LLC				150.74	582100	10588	Labor	MAY-2011
3,607	Other	C E POWER SOLUTIONS LLC				150.74	582100	10588	Labor	MAY-2011
3,608	Other	C E POWER SOLUTIONS LLC				145.41	570100	10588	Labor	MAY-2011
3,609	Other	C E POWER SOLUTIONS LLC				140.12	562100	10588	Labor	MAY-2011
3,610	Other	C E POWER SOLUTIONS LLC				138.84	570100	10588	Labor	MAY-2011
3,611	Other	C E POWER SOLUTIONS LLC				130.72	562100	10588	Labor	MAY-2011
3,612	Other	C E POWER SOLUTIONS LLC				113.06	562100	10588	Labor	MAY-2011
3,613	Other	C E POWER SOLUTIONS LLC				113.06	582100	10588	Labor	MAY-2011
3,614	Other	C E POWER SOLUTIONS LLC				77.48	582100	10588	Labor	MAY-2011
3,615	Other	C E POWER SOLUTIONS LLC				75.37	562100	10588	Labor	MAY-2011
3,616	Other	C E POWER SOLUTIONS LLC				75.37	582100	10588	Labor	MAY-2011
3,617	Other	C E POWER SOLUTIONS LLC				75.37	582100	10588	Labor	MAY-2011
3,618	Other	C E POWER SOLUTIONS LLC				75.37	582100	10588	Labor	MAY-2011
3,619	Other	C E POWER SOLUTIONS LLC				75.37	582100	10588	Labor	MAY-2011
3,620	Other	C E POWER SOLUTIONS LLC				75.37	582100	10588	Labor	MAY-2011
3,621	Other	C E POWER SOLUTIONS LLC				75.37	582100	10588	Labor	MAY-2011
3,622	Other	C E POWER SOLUTIONS LLC				75.37	582100	10588	Labor	MAY-2011
3,623	Other	C E POWER SOLUTIONS LLC				38.74	562100	10588	Labor	MAY-2011
3,624	Other	C E POWER SOLUTIONS LLC				38.74	562100	10588	Labor	MAY-2011
3,625	Other	C E POWER SOLUTIONS LLC				38.74	562100	10588	Labor	MAY-2011
3,626	Other	C E POWER SOLUTIONS LLC				38.74	562100	10588	Labor	MAY-2011
3,627	Other	C E POWER SOLUTIONS LLC				38.74	582100	10588	Labor	MAY-2011
3,628	Other	C E POWER SOLUTIONS LLC				38.74	582100	10588	Labor	MAY-2011
3,629	Other	C E POWER SOLUTIONS LLC				1,117.44	570100	10590	CORRECT SALES TAX	MAY-2011
3,630	Other	C E POWER SOLUTIONS LLC				602.96	562100	10590	CORRECT SALES TAX	MAY-2011
3,631	Other	C E POWER SOLUTIONS LLC				558.72	570100	10590	CORRECT SALES TAX	MAY-2011
3,632	Other	C E POWER SOLUTIONS LLC				542.43	592100	10590	CORRECT SALES TAX	MAY-2011
3,633	Other	C E POWER SOLUTIONS LLC				387.45	562100	10590	CORRECT SALES TAX	MAY-2011
3,634	Other	C E POWER SOLUTIONS LLC				387.45	592100	10590	CORRECT SALES TAX	MAY-2011
3,635	Other	C E POWER SOLUTIONS LLC				384.12	590100	10590	CORRECT SALES TAX	MAY-2011

KENTUCKY UTILITIES COMPANY
Case No. 2012- 00221
Analysis of Professional Services Expenses For the Test Year

(A)	(B)	(C)	(D)	(E)	(F)	(G)	(H)	(I)		
Line No.	Type	Vendor	Rate Case	Audit	Other	Total	Account	Invoice	Description	Period
3,636	Other	C E POWER SOLUTIONS LLC				309.96	570100	10590	CORRECT SALES TAX	MAY-2011
3,637	Other	C E POWER SOLUTIONS LLC				309.96	570100	10590	CORRECT SALES TAX	MAY-2011
3,638	Other	C E POWER SOLUTIONS LLC				309.96	582100	10590	CORRECT SALES TAX	MAY-2011
3,639	Other	C E POWER SOLUTIONS LLC				301.48	562100	10590	CORRECT SALES TAX	MAY-2011
3,640	Other	C E POWER SOLUTIONS LLC				279.36	590100	10590	CORRECT SALES TAX	MAY-2011
3,641	Other	C E POWER SOLUTIONS LLC				271.21	562100	10590	CORRECT SALES TAX	MAY-2011
3,642	Other	C E POWER SOLUTIONS LLC				271.21	582100	10590	CORRECT SALES TAX	MAY-2011
3,643	Other	C E POWER SOLUTIONS LLC				244.02	588100	10590	CORRECT SALES TAX	MAY-2011
3,644	Other	C E POWER SOLUTIONS LLC				232.47	562100	10590	CORRECT SALES TAX	MAY-2011
3,645	Other	C E POWER SOLUTIONS LLC				232.47	562100	10590	CORRECT SALES TAX	MAY-2011
3,646	Other	C E POWER SOLUTIONS LLC				232.47	570100	10590	CORRECT SALES TAX	MAY-2011
3,647	Other	C E POWER SOLUTIONS LLC				232.47	582100	10590	CORRECT SALES TAX	MAY-2011
3,648	Other	C E POWER SOLUTIONS LLC				195.40	588100	10590	CORRECT SALES TAX	MAY-2011
3,649	Other	C E POWER SOLUTIONS LLC				193.72	562100	10590	CORRECT SALES TAX	MAY-2011
3,650	Other	C E POWER SOLUTIONS LLC				154.98	570100	10590	CORRECT SALES TAX	MAY-2011
3,651	Other	C E POWER SOLUTIONS LLC				154.98	570100	10590	CORRECT SALES TAX	MAY-2011
3,652	Other	C E POWER SOLUTIONS LLC				150.74	562100	10590	CORRECT SALES TAX	MAY-2011
3,653	Other	C E POWER SOLUTIONS LLC				150.74	562100	10590	CORRECT SALES TAX	MAY-2011
3,654	Other	C E POWER SOLUTIONS LLC				150.74	562100	10590	CORRECT SALES TAX	MAY-2011
3,655	Other	C E POWER SOLUTIONS LLC				150.74	582100	10590	CORRECT SALES TAX	MAY-2011
3,656	Other	C E POWER SOLUTIONS LLC				150.74	582100	10590	CORRECT SALES TAX	MAY-2011
3,657	Other	C E POWER SOLUTIONS LLC				150.74	582100	10590	CORRECT SALES TAX	MAY-2011
3,658	Other	C E POWER SOLUTIONS LLC				150.74	582100	10590	CORRECT SALES TAX	MAY-2011
3,659	Other	C E POWER SOLUTIONS LLC				150.74	582100	10590	CORRECT SALES TAX	MAY-2011
3,660	Other	C E POWER SOLUTIONS LLC				150.74	582100	10590	CORRECT SALES TAX	MAY-2011
3,661	Other	C E POWER SOLUTIONS LLC				150.74	582100	10590	CORRECT SALES TAX	MAY-2011
3,662	Other	C E POWER SOLUTIONS LLC				150.74	582100	10590	CORRECT SALES TAX	MAY-2011
3,663	Other	C E POWER SOLUTIONS LLC				150.74	582100	10590	CORRECT SALES TAX	MAY-2011
3,664	Other	C E POWER SOLUTIONS LLC				150.74	582100	10590	CORRECT SALES TAX	MAY-2011
3,665	Other	C E POWER SOLUTIONS LLC				150.74	582100	10590	CORRECT SALES TAX	MAY-2011
3,666	Other	C E POWER SOLUTIONS LLC				150.74	582100	10590	CORRECT SALES TAX	MAY-2011
3,667	Other	C E POWER SOLUTIONS LLC				150.74	582100	10590	CORRECT SALES TAX	MAY-2011
3,668	Other	C E POWER SOLUTIONS LLC				150.74	582100	10590	CORRECT SALES TAX	MAY-2011
3,669	Other	C E POWER SOLUTIONS LLC				150.74	582100	10590	CORRECT SALES TAX	MAY-2011
3,670	Other	C E POWER SOLUTIONS LLC				150.74	582100	10590	CORRECT SALES TAX	MAY-2011
3,671	Other	C E POWER SOLUTIONS LLC				150.74	582100	10590	CORRECT SALES TAX	MAY-2011
3,672	Other	C E POWER SOLUTIONS LLC				139.57	588100	10590	CORRECT SALES TAX	MAY-2011
3,673	Other	C E POWER SOLUTIONS LLC				116.23	562100	10590	CORRECT SALES TAX	MAY-2011
3,674	Other	C E POWER SOLUTIONS LLC				113.06	582100	10590	CORRECT SALES TAX	MAY-2011
3,675	Other	C E POWER SOLUTIONS LLC				77.49	562100	10590	CORRECT SALES TAX	MAY-2011
3,676	Other	C E POWER SOLUTIONS LLC				77.49	562100	10590	CORRECT SALES TAX	MAY-2011
3,677	Other	C E POWER SOLUTIONS LLC				77.49	562100	10590	CORRECT SALES TAX	MAY-2011
3,678	Other	C E POWER SOLUTIONS LLC				75.37	562100	10590	CORRECT SALES TAX	MAY-2011
3,679	Other	C E POWER SOLUTIONS LLC				75.37	582100	10590	CORRECT SALES TAX	MAY-2011
3,680	Other	C E POWER SOLUTIONS LLC				55.83	592100	10590	CORRECT SALES TAX	MAY-2011
3,681	Other	C E POWER SOLUTIONS LLC				38.74	562100	10590	CORRECT SALES TAX	MAY-2011
3,682	Other	C E POWER SOLUTIONS LLC				38.74	562100	10590	CORRECT SALES TAX	MAY-2011
3,683	Other	C E POWER SOLUTIONS LLC				38.74	562100	10590	CORRECT SALES TAX	MAY-2011
3,684	Other	C E POWER SOLUTIONS LLC				38.74	562100	10590	CORRECT SALES TAX	MAY-2011
3,685	Other	C E POWER SOLUTIONS LLC				38.74	582100	10590	CORRECT SALES TAX	MAY-2011
3,686	Other	C E POWER SOLUTIONS LLC				38.74	582100	10590	CORRECT SALES TAX	MAY-2011
3,687	Other	C E POWER SOLUTIONS LLC				1,123.81	570100	10604	CORRECT SALES TAX	Jun-2011
3,688	Other	C E POWER SOLUTIONS LLC				1,047.60	573100	10604	CORRECT SALES TAX	Jun-2011
3,689	Other	C E POWER SOLUTIONS LLC				1,005.36	592100	10604	CORRECT SALES TAX	Jun-2011
3,690	Other	C E POWER SOLUTIONS LLC				870.04	570100	10604	CORRECT SALES TAX	Jun-2011
3,691	Other	C E POWER SOLUTIONS LLC				602.96	562100	10604	CORRECT SALES TAX	Jun-2011
3,692	Other	C E POWER SOLUTIONS LLC				565.28	582100	10604	CORRECT SALES TAX	Jun-2011
3,693	Other	C E POWER SOLUTIONS LLC				558.72	570100	10604	CORRECT SALES TAX	Jun-2011
3,694	Other	C E POWER SOLUTIONS LLC				558.72	592100	10604	CORRECT SALES TAX	Jun-2011
3,695	Other	C E POWER SOLUTIONS LLC				542.42	562100	10604	CORRECT SALES TAX	Jun-2011

KENTUCKY UTILITIES COMPANY
Case No. 2012- 00221
Analysis of Professional Services Expenses For the Test Year

(A)	(B)	(C)	(D)	(E)	(F)	(G)	(H)	(I)		
Line No.	Type	Vendor	Rate Case	Audit	Other	Total	Account	Invoice	Description	Period
3,696	Other	C E POWER SOLUTIONS LLC				464.94	562100	10604	CORRECT SALES TAX	Jun-2011
3,697	Other	C E POWER SOLUTIONS LLC				387.45	562100	10604	CORRECT SALES TAX	Jun-2011
3,698	Other	C E POWER SOLUTIONS LLC				309.96	562100	10604	CORRECT SALES TAX	Jun-2011
3,699	Other	C E POWER SOLUTIONS LLC				309.96	562100	10604	CORRECT SALES TAX	Jun-2011
3,700	Other	C E POWER SOLUTIONS LLC				309.96	562100	10604	CORRECT SALES TAX	Jun-2011
3,701	Other	C E POWER SOLUTIONS LLC				309.96	570100	10604	CORRECT SALES TAX	Jun-2011
3,702	Other	C E POWER SOLUTIONS LLC				309.96	570100	10604	CORRECT SALES TAX	Jun-2011
3,703	Other	C E POWER SOLUTIONS LLC				309.96	582100	10604	CORRECT SALES TAX	Jun-2011
3,704	Other	C E POWER SOLUTIONS LLC				301.48	562100	10604	CORRECT SALES TAX	Jun-2011
3,705	Other	C E POWER SOLUTIONS LLC				301.48	562100	10604	CORRECT SALES TAX	Jun-2011
3,706	Other	C E POWER SOLUTIONS LLC				301.48	582100	10604	CORRECT SALES TAX	Jun-2011
3,707	Other	C E POWER SOLUTIONS LLC				271.21	562100	10604	CORRECT SALES TAX	Jun-2011
3,708	Other	C E POWER SOLUTIONS LLC				254.84	588100	10604	CORRECT SALES TAX	Jun-2011
3,709	Other	C E POWER SOLUTIONS LLC				226.11	562100	10604	CORRECT SALES TAX	Jun-2011
3,710	Other	C E POWER SOLUTIONS LLC				226.11	582100	10604	CORRECT SALES TAX	Jun-2011
3,711	Other	C E POWER SOLUTIONS LLC				226.11	582100	10604	CORRECT SALES TAX	Jun-2011
3,712	Other	C E POWER SOLUTIONS LLC				226.11	582100	10604	CORRECT SALES TAX	Jun-2011
3,713	Other	C E POWER SOLUTIONS LLC				226.11	582100	10604	CORRECT SALES TAX	Jun-2011
3,714	Other	C E POWER SOLUTIONS LLC				226.11	582100	10604	CORRECT SALES TAX	Jun-2011
3,715	Other	C E POWER SOLUTIONS LLC				209.52	570100	10604	CORRECT SALES TAX	Jun-2011
3,716	Other	C E POWER SOLUTIONS LLC				209.52	570100	10604	CORRECT SALES TAX	Jun-2011
3,717	Other	C E POWER SOLUTIONS LLC				193.72	562100	10604	CORRECT SALES TAX	Jun-2011
3,718	Other	C E POWER SOLUTIONS LLC				154.98	562100	10604	CORRECT SALES TAX	Jun-2011
3,719	Other	C E POWER SOLUTIONS LLC				154.98	562100	10604	CORRECT SALES TAX	Jun-2011
3,720	Other	C E POWER SOLUTIONS LLC				154.98	562100	10604	CORRECT SALES TAX	Jun-2011
3,721	Other	C E POWER SOLUTIONS LLC				154.98	582100	10604	CORRECT SALES TAX	Jun-2011
3,722	Other	C E POWER SOLUTIONS LLC				154.98	582100	10604	CORRECT SALES TAX	Jun-2011
3,723	Other	C E POWER SOLUTIONS LLC				154.98	592100	10604	CORRECT SALES TAX	Jun-2011
3,724	Other	C E POWER SOLUTIONS LLC				150.74	562100	10604	CORRECT SALES TAX	Jun-2011
3,725	Other	C E POWER SOLUTIONS LLC				150.74	570100	10604	CORRECT SALES TAX	Jun-2011
3,726	Other	C E POWER SOLUTIONS LLC				150.74	570100	10604	CORRECT SALES TAX	Jun-2011
3,727	Other	C E POWER SOLUTIONS LLC				150.74	570100	10604	CORRECT SALES TAX	Jun-2011
3,728	Other	C E POWER SOLUTIONS LLC				150.74	570100	10604	CORRECT SALES TAX	Jun-2011
3,729	Other	C E POWER SOLUTIONS LLC				150.74	582100	10604	CORRECT SALES TAX	Jun-2011
3,730	Other	C E POWER SOLUTIONS LLC				150.74	582100	10604	CORRECT SALES TAX	Jun-2011
3,731	Other	C E POWER SOLUTIONS LLC				150.74	582100	10604	CORRECT SALES TAX	Jun-2011
3,732	Other	C E POWER SOLUTIONS LLC				150.74	582100	10604	CORRECT SALES TAX	Jun-2011
3,733	Other	C E POWER SOLUTIONS LLC				139.68	570100	10604	CORRECT SALES TAX	Jun-2011
3,734	Other	C E POWER SOLUTIONS LLC				116.23	570100	10604	CORRECT SALES TAX	Jun-2011
3,735	Other	C E POWER SOLUTIONS LLC				77.49	562100	10604	CORRECT SALES TAX	Jun-2011
3,736	Other	C E POWER SOLUTIONS LLC				77.49	562100	10604	CORRECT SALES TAX	Jun-2011
3,737	Other	C E POWER SOLUTIONS LLC				77.49	562100	10604	CORRECT SALES TAX	Jun-2011
3,738	Other	C E POWER SOLUTIONS LLC				77.49	562100	10604	CORRECT SALES TAX	Jun-2011
3,739	Other	C E POWER SOLUTIONS LLC				77.49	592100	10604	CORRECT SALES TAX	Jun-2011
3,740	Other	C E POWER SOLUTIONS LLC				38.74	562100	10604	CORRECT SALES TAX	Jun-2011
3,741	Other	C E POWER SOLUTIONS LLC				38.74	562100	10604	CORRECT SALES TAX	Jun-2011
3,742	Other	C E POWER SOLUTIONS LLC				38.74	562100	10604	CORRECT SALES TAX	Jun-2011
3,743	Other	C E POWER SOLUTIONS LLC				38.74	562100	10604	CORRECT SALES TAX	Jun-2011
3,744	Other	C E POWER SOLUTIONS LLC				38.74	562100	10604	CORRECT SALES TAX	Jun-2011
3,745	Other	C E POWER SOLUTIONS LLC				38.74	562100	10604	CORRECT SALES TAX	Jun-2011
3,746	Other	C E POWER SOLUTIONS LLC				38.74	582100	10604	CORRECT SALES TAX	Jun-2011
3,747	Other	C E POWER SOLUTIONS LLC				38.74	582100	10604	CORRECT SALES TAX	Jun-2011
3,748	Other	C E POWER SOLUTIONS LLC				38.74	582100	10604	CORRECT SALES TAX	Jun-2011
3,749	Other	C E POWER SOLUTIONS LLC				38.74	582100	10604	CORRECT SALES TAX	Jun-2011
3,750	Other	C E POWER SOLUTIONS LLC				38.74	582100	10604	CORRECT SALES TAX	Jun-2011
3,751	Other	C E POWER SOLUTIONS LLC				38.74	582100	10604	CORRECT SALES TAX	Jun-2011
3,752	Other	C E POWER SOLUTIONS LLC				38.74	582100	10604	CORRECT SALES TAX	Jun-2011
3,753	Other	C E POWER SOLUTIONS LLC				38.74	582100	10604	CORRECT SALES TAX	Jun-2011
3,754	Other	C E POWER SOLUTIONS LLC				38.74	582100	10604	CORRECT SALES TAX	Jun-2011
3,755	Other	C E POWER SOLUTIONS LLC				38.74	582100	10604	CORRECT SALES TAX	Jun-2011

KENTUCKY UTILITIES COMPANY
Case No. 2012- 00221
Analysis of Professional Services Expenses For the Test Year

(A)	(B)	(C)	(D)	(E)	(F)	(G)	(H)	(I)		
Line No.	Type	Vendor	Rate Case	Audit	Other	Total	Account	Invoice	Description	Period
3,756	Other	C E POWER SOLUTIONS LLC				38.74	582100	10604	CORRECT SALES TAX	Jun-2011
3,757	Other	C E POWER SOLUTIONS LLC				38.74	582100	10604	CORRECT SALES TAX	Jun-2011
3,758	Other	C E POWER SOLUTIONS LLC				38.74	582100	10604	CORRECT SALES TAX	Jun-2011
3,759	Other	C E POWER SOLUTIONS LLC				38.74	582100	10604	CORRECT SALES TAX	Jun-2011
3,760	Other	C E POWER SOLUTIONS LLC				38.74	582100	10604	CORRECT SALES TAX	Jun-2011
3,761	Other	C E POWER SOLUTIONS LLC				38.74	582100	10604	CORRECT SALES TAX	Jun-2011
3,762	Other	C E POWER SOLUTIONS LLC				38.74	582100	10604	CORRECT SALES TAX	Jun-2011
3,763	Other	C E POWER SOLUTIONS LLC				38.74	582100	10604	CORRECT SALES TAX	Jun-2011
3,764	Other	C E POWER SOLUTIONS LLC				38.74	582100	10604	CORRECT SALES TAX	Jun-2011
3,765	Other	C E POWER SOLUTIONS LLC				6,030.00	553100	10616	BATTERY LOAD TEST FOR UNIT 5 (2@3015/EA)	SEP-2011
3,766	Other	C E POWER SOLUTIONS LLC				6,030.00	553100	10616	BATTERY LOAD TEST FOR UNIT 7 (2@3015/EA)	SEP-2011
3,767	Other	C E POWER SOLUTIONS LLC				2,314.60	562100	10617	CORRECT SALES TAX	Jun-2011
3,768	Other	C E POWER SOLUTIONS LLC				1,830.83	562100	10617	CORRECT SALES TAX	Jun-2011
3,769	Other	C E POWER SOLUTIONS LLC				1,676.16	562100	10617	CORRECT SALES TAX	Jun-2011
3,770	Other	C E POWER SOLUTIONS LLC				1,157.30	582100	10617	CORRECT SALES TAX	Jun-2011
3,771	Other	C E POWER SOLUTIONS LLC				1,117.44	553100	10617	CORRECT SALES TAX	Jun-2011
3,772	Other	C E POWER SOLUTIONS LLC				801.97	570100	10617	CORRECT SALES TAX	Jun-2011
3,773	Other	C E POWER SOLUTIONS LLC				785.43	562100	10617	CORRECT SALES TAX	Jun-2011
3,774	Other	C E POWER SOLUTIONS LLC				619.92	570100	10617	CORRECT SALES TAX	Jun-2011
3,775	Other	C E POWER SOLUTIONS LLC				602.96	582100	10617	CORRECT SALES TAX	Jun-2011
3,776	Other	C E POWER SOLUTIONS LLC				581.17	570100	10617	CORRECT SALES TAX	Jun-2011
3,777	Other	C E POWER SOLUTIONS LLC				565.27	582100	10617	CORRECT SALES TAX	Jun-2011
3,778	Other	C E POWER SOLUTIONS LLC				564.24	570100	10617	CORRECT SALES TAX	Jun-2011
3,779	Other	C E POWER SOLUTIONS LLC				558.72	570100	10617	CORRECT SALES TAX	Jun-2011
3,780	Other	C E POWER SOLUTIONS LLC				527.59	562100	10617	CORRECT SALES TAX	Jun-2011
3,781	Other	C E POWER SOLUTIONS LLC				426.20	562100	10617	CORRECT SALES TAX	Jun-2011
3,782	Other	C E POWER SOLUTIONS LLC				376.85	562100	10617	CORRECT SALES TAX	Jun-2011
3,783	Other	C E POWER SOLUTIONS LLC				309.96	562100	10617	CORRECT SALES TAX	Jun-2011
3,784	Other	C E POWER SOLUTIONS LLC				309.96	562100	10617	CORRECT SALES TAX	Jun-2011
3,785	Other	C E POWER SOLUTIONS LLC				309.96	582100	10617	CORRECT SALES TAX	Jun-2011
3,786	Other	C E POWER SOLUTIONS LLC				309.96	582100	10617	CORRECT SALES TAX	Jun-2011
3,787	Other	C E POWER SOLUTIONS LLC				309.96	592100	10617	CORRECT SALES TAX	Jun-2011
3,788	Other	C E POWER SOLUTIONS LLC				309.96	592100	10617	CORRECT SALES TAX	Jun-2011
3,789	Other	C E POWER SOLUTIONS LLC				301.48	562100	10617	CORRECT SALES TAX	Jun-2011
3,790	Other	C E POWER SOLUTIONS LLC				301.48	562100	10617	CORRECT SALES TAX	Jun-2011
3,791	Other	C E POWER SOLUTIONS LLC				301.48	562100	10617	CORRECT SALES TAX	Jun-2011
3,792	Other	C E POWER SOLUTIONS LLC				301.48	582100	10617	CORRECT SALES TAX	Jun-2011
3,793	Other	C E POWER SOLUTIONS LLC				301.48	582100	10617	CORRECT SALES TAX	Jun-2011
3,794	Other	C E POWER SOLUTIONS LLC				232.47	562100	10617	CORRECT SALES TAX	Jun-2011
3,795	Other	C E POWER SOLUTIONS LLC				226.11	582100	10617	CORRECT SALES TAX	Jun-2011
3,796	Other	C E POWER SOLUTIONS LLC				193.72	562100	10617	CORRECT SALES TAX	Jun-2011
3,797	Other	C E POWER SOLUTIONS LLC				185.00	588100	10617	CORRECT SALES TAX	Jun-2011
3,798	Other	C E POWER SOLUTIONS LLC				154.98	582100	10617	CORRECT SALES TAX	Jun-2011
3,799	Other	C E POWER SOLUTIONS LLC				150.74	562100	10617	CORRECT SALES TAX	Jun-2011
3,800	Other	C E POWER SOLUTIONS LLC				150.74	582100	10617	CORRECT SALES TAX	Jun-2011
3,801	Other	C E POWER SOLUTIONS LLC				150.74	582100	10617	CORRECT SALES TAX	Jun-2011
3,802	Other	C E POWER SOLUTIONS LLC				150.74	582100	10617	CORRECT SALES TAX	Jun-2011
3,803	Other	C E POWER SOLUTIONS LLC				150.74	582100	10617	CORRECT SALES TAX	Jun-2011
3,804	Other	C E POWER SOLUTIONS LLC				150.74	582100	10617	CORRECT SALES TAX	Jun-2011
3,805	Other	C E POWER SOLUTIONS LLC				150.74	582100	10617	CORRECT SALES TAX	Jun-2011
3,806	Other	C E POWER SOLUTIONS LLC				150.74	582100	10617	CORRECT SALES TAX	Jun-2011
3,807	Other	C E POWER SOLUTIONS LLC				150.74	582100	10617	CORRECT SALES TAX	Jun-2011
3,808	Other	C E POWER SOLUTIONS LLC				150.74	582100	10617	CORRECT SALES TAX	Jun-2011
3,809	Other	C E POWER SOLUTIONS LLC				150.74	582100	10617	CORRECT SALES TAX	Jun-2011
3,810	Other	C E POWER SOLUTIONS LLC				116.23	562100	10617	CORRECT SALES TAX	Jun-2011
3,811	Other	C E POWER SOLUTIONS LLC				116.23	582100	10617	CORRECT SALES TAX	Jun-2011
3,812	Other	C E POWER SOLUTIONS LLC				116.23	582100	10617	CORRECT SALES TAX	Jun-2011
3,813	Other	C E POWER SOLUTIONS LLC				77.49	562100	10617	CORRECT SALES TAX	Jun-2011
3,814	Other	C E POWER SOLUTIONS LLC				77.49	582100	10617	CORRECT SALES TAX	Jun-2011
3,815	Other	C E POWER SOLUTIONS LLC				77.49	582100	10617	CORRECT SALES TAX	Jun-2011

KENTUCKY UTILITIES COMPANY
Case No. 2012- 00221
Analysis of Professional Services Expenses For the Test Year

(A)	(B)	(C)	(D)	(E)	(F)	(G)	(H)	(I)		
Line No.	Type	Vendor	Rate Case	Audit	Other	Total	Account	Invoice	Description	Period
3,816	Other	C E POWER SOLUTIONS LLC				77.49	582100	10617	CORRECT SALES TAX	Jun-2011
3,817	Other	C E POWER SOLUTIONS LLC				77.49	582100	10617	CORRECT SALES TAX	Jun-2011
3,818	Other	C E POWER SOLUTIONS LLC				77.49	582100	10617	CORRECT SALES TAX	Jun-2011
3,819	Other	C E POWER SOLUTIONS LLC				77.49	582100	10617	CORRECT SALES TAX	Jun-2011
3,820	Other	C E POWER SOLUTIONS LLC				75.37	582100	10617	CORRECT SALES TAX	Jun-2011
3,821	Other	C E POWER SOLUTIONS LLC				38.74	562100	10617	CORRECT SALES TAX	Jun-2011
3,822	Other	C E POWER SOLUTIONS LLC				38.74	562100	10617	CORRECT SALES TAX	Jun-2011
3,823	Other	C E POWER SOLUTIONS LLC				38.74	562100	10617	CORRECT SALES TAX	Jun-2011
3,824	Other	C E POWER SOLUTIONS LLC				38.74	562100	10617	CORRECT SALES TAX	Jun-2011
3,825	Other	C E POWER SOLUTIONS LLC				38.74	582100	10617	CORRECT SALES TAX	Jun-2011
3,826	Other	C E POWER SOLUTIONS LLC				38.74	582100	10617	CORRECT SALES TAX	Jun-2011
3,827	Other	C E POWER SOLUTIONS LLC				38.74	582100	10617	CORRECT SALES TAX	Jun-2011
3,828	Other	C E POWER SOLUTIONS LLC				38.74	582100	10617	CORRECT SALES TAX	Jun-2011
3,829	Other	C E POWER SOLUTIONS LLC				38.74	582100	10617	CORRECT SALES TAX	Jun-2011
3,830	Other	C E POWER SOLUTIONS LLC				38.74	582100	10617	CORRECT SALES TAX	Jun-2011
3,831	Other	C E POWER SOLUTIONS LLC				38.74	582100	10617	CORRECT SALES TAX	Jun-2011
3,832	Other	C E POWER SOLUTIONS LLC				38.74	582100	10617	CORRECT SALES TAX	Jun-2011
3,833	Other	C E POWER SOLUTIONS LLC				38.74	582100	10617	CORRECT SALES TAX	Jun-2011
3,834	Other	C E POWER SOLUTIONS LLC				38.74	582100	10617	CORRECT SALES TAX	Jun-2011
3,835	Other	C E POWER SOLUTIONS LLC				38.74	582100	10617	CORRECT SALES TAX	Jun-2011
3,836	Other	C E POWER SOLUTIONS LLC				38.74	582100	10617	CORRECT SALES TAX	Jun-2011
3,837	Other	C E POWER SOLUTIONS LLC				38.74	582100	10617	CORRECT SALES TAX	Jun-2011
3,838	Other	C E POWER SOLUTIONS LLC				38.74	582100	10617	CORRECT SALES TAX	Jun-2011
3,839	Other	C E POWER SOLUTIONS LLC				38.74	582100	10617	CORRECT SALES TAX	Jun-2011
3,840	Other	C E POWER SOLUTIONS LLC				38.74	582100	10617	CORRECT SALES TAX	Jun-2011
3,841	Other	C E POWER SOLUTIONS LLC				1,719.22	570100	10632	CORRECT SALES TAX	Jun-2011
3,842	Other	C E POWER SOLUTIONS LLC				1,273.85	513100	10632	CORRECT SALES TAX	Jun-2011
3,843	Other	C E POWER SOLUTIONS LLC				1,043.94	588100	10632	CORRECT SALES TAX	Jun-2011
3,844	Other	C E POWER SOLUTIONS LLC				869.85	570100	10632	CORRECT SALES TAX	Jun-2011
3,845	Other	C E POWER SOLUTIONS LLC				859.24	570100	10632	CORRECT SALES TAX	Jun-2011
3,846	Other	C E POWER SOLUTIONS LLC				697.40	592100	10632	CORRECT SALES TAX	Jun-2011
3,847	Other	C E POWER SOLUTIONS LLC				619.92	570100	10632	CORRECT SALES TAX	Jun-2011
3,848	Other	C E POWER SOLUTIONS LLC				564.76	582100	10632	CORRECT SALES TAX	Jun-2011
3,849	Other	C E POWER SOLUTIONS LLC				527.59	582100	10632	CORRECT SALES TAX	Jun-2011
3,850	Other	C E POWER SOLUTIONS LLC				449.18	562100	10632	CORRECT SALES TAX	Jun-2011
3,851	Other	C E POWER SOLUTIONS LLC				435.63	582100	10632	CORRECT SALES TAX	Jun-2011
3,852	Other	C E POWER SOLUTIONS LLC				419.04	592100	10632	CORRECT SALES TAX	Jun-2011
3,853	Other	C E POWER SOLUTIONS LLC				349.96	562100	10632	CORRECT SALES TAX	Jun-2011
3,854	Other	C E POWER SOLUTIONS LLC				301.48	582100	10632	CORRECT SALES TAX	Jun-2011
3,855	Other	C E POWER SOLUTIONS LLC				301.48	582100	10632	CORRECT SALES TAX	Jun-2011
3,856	Other	C E POWER SOLUTIONS LLC				301.48	582100	10632	CORRECT SALES TAX	Jun-2011
3,857	Other	C E POWER SOLUTIONS LLC				301.48	582100	10632	CORRECT SALES TAX	Jun-2011
3,858	Other	C E POWER SOLUTIONS LLC				301.48	582100	10632	CORRECT SALES TAX	Jun-2011
3,859	Other	C E POWER SOLUTIONS LLC				259.07	582100	10632	CORRECT SALES TAX	Jun-2011
3,860	Other	C E POWER SOLUTIONS LLC				232.47	582100	10632	CORRECT SALES TAX	Jun-2011
3,861	Other	C E POWER SOLUTIONS LLC				232.47	592100	10632	CORRECT SALES TAX	Jun-2011
3,862	Other	C E POWER SOLUTIONS LLC				232.47	592100	10632	CORRECT SALES TAX	Jun-2011
3,863	Other	C E POWER SOLUTIONS LLC				226.11	582100	10632	CORRECT SALES TAX	Jun-2011
3,864	Other	C E POWER SOLUTIONS LLC				223.32	582100	10632	CORRECT SALES TAX	Jun-2011
3,865	Other	C E POWER SOLUTIONS LLC				209.52	570100	10632	CORRECT SALES TAX	Jun-2011
3,866	Other	C E POWER SOLUTIONS LLC				209.52	570100	10632	CORRECT SALES TAX	Jun-2011
3,867	Other	C E POWER SOLUTIONS LLC				167.49	582100	10632	CORRECT SALES TAX	Jun-2011
3,868	Other	C E POWER SOLUTIONS LLC				167.49	582100	10632	CORRECT SALES TAX	Jun-2011
3,869	Other	C E POWER SOLUTIONS LLC				154.98	570100	10632	CORRECT SALES TAX	Jun-2011
3,870	Other	C E POWER SOLUTIONS LLC				154.98	582100	10632	CORRECT SALES TAX	Jun-2011
3,871	Other	C E POWER SOLUTIONS LLC				154.98	582100	10632	CORRECT SALES TAX	Jun-2011
3,872	Other	C E POWER SOLUTIONS LLC				154.98	582100	10632	CORRECT SALES TAX	Jun-2011
3,873	Other	C E POWER SOLUTIONS LLC				154.98	582100	10632	CORRECT SALES TAX	Jun-2011
3,874	Other	C E POWER SOLUTIONS LLC				154.98	592100	10632	CORRECT SALES TAX	Jun-2011
3,875	Other	C E POWER SOLUTIONS LLC				150.74	562100	10632	CORRECT SALES TAX	Jun-2011

KENTUCKY UTILITIES COMPANY
Case No. 2012- 00221
Analysis of Professional Services Expenses For the Test Year

(A)	(B)	(C)	(D)	(E)	(F)	(G)	(H)	(I)		
Line No.	Type	Vendor	Rate Case	Audit	Other	Total	Account	Invoice	Description	Period
3,876	Other	C E POWER SOLUTIONS LLC				150.74	562100	10632	CORRECT SALES TAX	Jun-2011
3,877	Other	C E POWER SOLUTIONS LLC				150.74	562100	10632	CORRECT SALES TAX	Jun-2011
3,878	Other	C E POWER SOLUTIONS LLC				150.74	582100	10632	CORRECT SALES TAX	Jun-2011
3,879	Other	C E POWER SOLUTIONS LLC				150.74	582100	10632	CORRECT SALES TAX	Jun-2011
3,880	Other	C E POWER SOLUTIONS LLC				150.74	582100	10632	CORRECT SALES TAX	Jun-2011
3,881	Other	C E POWER SOLUTIONS LLC				150.74	582100	10632	CORRECT SALES TAX	Jun-2011
3,882	Other	C E POWER SOLUTIONS LLC				150.74	582100	10632	CORRECT SALES TAX	Jun-2011
3,883	Other	C E POWER SOLUTIONS LLC				150.74	582100	10632	CORRECT SALES TAX	Jun-2011
3,884	Other	C E POWER SOLUTIONS LLC				147.41	582100	10632	CORRECT SALES TAX	Jun-2011
3,885	Other	C E POWER SOLUTIONS LLC				139.68	570100	10632	CORRECT SALES TAX	Jun-2011
3,886	Other	C E POWER SOLUTIONS LLC				139.68	570100	10632	CORRECT SALES TAX	Jun-2011
3,887	Other	C E POWER SOLUTIONS LLC				117.49	562100	10632	CORRECT SALES TAX	Jun-2011
3,888	Other	C E POWER SOLUTIONS LLC				116.23	562100	10632	CORRECT SALES TAX	Jun-2011
3,889	Other	C E POWER SOLUTIONS LLC				116.23	570100	10632	CORRECT SALES TAX	Jun-2011
3,890	Other	C E POWER SOLUTIONS LLC				116.23	582100	10632	CORRECT SALES TAX	Jun-2011
3,891	Other	C E POWER SOLUTIONS LLC				116.23	582100	10632	CORRECT SALES TAX	Jun-2011
3,892	Other	C E POWER SOLUTIONS LLC				104.76	592100	10632	CORRECT SALES TAX	Jun-2011
3,893	Other	C E POWER SOLUTIONS LLC				75.37	562100	10632	CORRECT SALES TAX	Jun-2011
3,894	Other	C E POWER SOLUTIONS LLC				75.37	582100	10632	CORRECT SALES TAX	Jun-2011
3,895	Other	C E POWER SOLUTIONS LLC				75.37	592100	10632	CORRECT SALES TAX	Jun-2011
3,896	Other	C E POWER SOLUTIONS LLC				38.74	562100	10632	CORRECT SALES TAX	Jun-2011
3,897	Other	C E POWER SOLUTIONS LLC				38.74	562100	10632	CORRECT SALES TAX	Jun-2011
3,898	Other	C E POWER SOLUTIONS LLC				38.74	562100	10632	CORRECT SALES TAX	Jun-2011
3,899	Other	C E POWER SOLUTIONS LLC				38.74	582100	10632	CORRECT SALES TAX	Jun-2011
3,900	Other	C E POWER SOLUTIONS LLC				38.74	582100	10632	CORRECT SALES TAX	Jun-2011
3,901	Other	C E POWER SOLUTIONS LLC				38.74	582100	10632	CORRECT SALES TAX	Jun-2011
3,902	Other	C E POWER SOLUTIONS LLC				38.74	582100	10632	CORRECT SALES TAX	Jun-2011
3,903	Other	C E POWER SOLUTIONS LLC				38.74	582100	10632	CORRECT SALES TAX	Jun-2011
3,904	Other	C E POWER SOLUTIONS LLC				38.74	582100	10632	CORRECT SALES TAX	Jun-2011
3,905	Other	C E POWER SOLUTIONS LLC				38.74	582100	10632	CORRECT SALES TAX	Jun-2011
3,906	Other	C E POWER SOLUTIONS LLC				38.74	582100	10632	CORRECT SALES TAX	Jun-2011
3,907	Other	C E POWER SOLUTIONS LLC				38.74	582100	10632	CORRECT SALES TAX	Jun-2011
3,908	Other	C E POWER SOLUTIONS LLC				38.74	582100	10632	CORRECT SALES TAX	Jun-2011
3,909	Other	C E POWER SOLUTIONS LLC				3,396.56	570100	10647	CORRECT SALES TAX	JUL-2011
3,910	Other	C E POWER SOLUTIONS LLC				1,203.13	582100	10647	CORRECT SALES TAX	JUL-2011
3,911	Other	C E POWER SOLUTIONS LLC				697.41	570100	10647	CORRECT SALES TAX	JUL-2011
3,912	Other	C E POWER SOLUTIONS LLC				672.07	570100	10647	CORRECT SALES TAX	JUL-2011
3,913	Other	C E POWER SOLUTIONS LLC				602.96	562100	10647	CORRECT SALES TAX	JUL-2011
3,914	Other	C E POWER SOLUTIONS LLC				602.96	573100	10647	CORRECT SALES TAX	JUL-2011
3,915	Other	C E POWER SOLUTIONS LLC				602.96	592100	10647	CORRECT SALES TAX	JUL-2011
3,916	Other	C E POWER SOLUTIONS LLC				581.17	562100	10647	CORRECT SALES TAX	JUL-2011
3,917	Other	C E POWER SOLUTIONS LLC				579.79	562100	10647	CORRECT SALES TAX	JUL-2011
3,918	Other	C E POWER SOLUTIONS LLC				558.72	570100	10647	CORRECT SALES TAX	JUL-2011
3,919	Other	C E POWER SOLUTIONS LLC				485.18	582100	10647	CORRECT SALES TAX	JUL-2011
3,920	Other	C E POWER SOLUTIONS LLC				482.39	570100	10647	CORRECT SALES TAX	JUL-2011
3,921	Other	C E POWER SOLUTIONS LLC				458.45	592100	10647	CORRECT SALES TAX	JUL-2011
3,922	Other	C E POWER SOLUTIONS LLC				387.45	562100	10647	CORRECT SALES TAX	JUL-2011
3,923	Other	C E POWER SOLUTIONS LLC				387.45	570100	10647	CORRECT SALES TAX	JUL-2011
3,924	Other	C E POWER SOLUTIONS LLC				379.31	570100	10647	CORRECT SALES TAX	JUL-2011
3,925	Other	C E POWER SOLUTIONS LLC				309.96	570100	10647	CORRECT SALES TAX	JUL-2011
3,926	Other	C E POWER SOLUTIONS LLC				309.96	592100	10647	CORRECT SALES TAX	JUL-2011
3,927	Other	C E POWER SOLUTIONS LLC				301.48	582100	10647	CORRECT SALES TAX	JUL-2011
3,928	Other	C E POWER SOLUTIONS LLC				301.48	582100	10647	CORRECT SALES TAX	JUL-2011
3,929	Other	C E POWER SOLUTIONS LLC				279.36	592100	10647	CORRECT SALES TAX	JUL-2011
3,930	Other	C E POWER SOLUTIONS LLC				271.21	582100	10647	CORRECT SALES TAX	JUL-2011
3,931	Other	C E POWER SOLUTIONS LLC				259.07	582100	10647	CORRECT SALES TAX	JUL-2011
3,932	Other	C E POWER SOLUTIONS LLC				246.86	570100	10647	CORRECT SALES TAX	JUL-2011
3,933	Other	C E POWER SOLUTIONS LLC				232.47	562100	10647	CORRECT SALES TAX	JUL-2011
3,934	Other	C E POWER SOLUTIONS LLC				232.47	562100	10647	CORRECT SALES TAX	JUL-2011
3,935	Other	C E POWER SOLUTIONS LLC				232.47	570100	10647	CORRECT SALES TAX	JUL-2011

KENTUCKY UTILITIES COMPANY
Case No. 2012- 00221
Analysis of Professional Services Expenses For the Test Year

(A)	(B)	(C)	(D)	(E)	(F)	(G)	(H)	(I)		
Line No.	Type	Vendor	Rate Case	Audit	Other	Total	Account	Invoice	Description	Period
3,936	Other	C E POWER SOLUTIONS LLC				232.47	582100	10647	CORRECT SALES TAX	JUL-2011
3,937	Other	C E POWER SOLUTIONS LLC				232.47	582100	10647	CORRECT SALES TAX	JUL-2011
3,938	Other	C E POWER SOLUTIONS LLC				226.11	582100	10647	CORRECT SALES TAX	JUL-2011
3,939	Other	C E POWER SOLUTIONS LLC				223.32	582100	10647	CORRECT SALES TAX	JUL-2011
3,940	Other	C E POWER SOLUTIONS LLC				209.52	582100	10647	CORRECT SALES TAX	JUL-2011
3,941	Other	C E POWER SOLUTIONS LLC				187.29	582100	10647	CORRECT SALES TAX	JUL-2011
3,942	Other	C E POWER SOLUTIONS LLC				167.49	582100	10647	CORRECT SALES TAX	JUL-2011
3,943	Other	C E POWER SOLUTIONS LLC				154.98	582100	10647	CORRECT SALES TAX	JUL-2011
3,944	Other	C E POWER SOLUTIONS LLC				154.98	582100	10647	CORRECT SALES TAX	JUL-2011
3,945	Other	C E POWER SOLUTIONS LLC				154.98	582100	10647	CORRECT SALES TAX	JUL-2011
3,946	Other	C E POWER SOLUTIONS LLC				154.98	582100	10647	CORRECT SALES TAX	JUL-2011
3,947	Other	C E POWER SOLUTIONS LLC				154.98	582100	10647	CORRECT SALES TAX	JUL-2011
3,948	Other	C E POWER SOLUTIONS LLC				154.98	582100	10647	CORRECT SALES TAX	JUL-2011
3,949	Other	C E POWER SOLUTIONS LLC				154.98	582100	10647	CORRECT SALES TAX	JUL-2011
3,950	Other	C E POWER SOLUTIONS LLC				154.98	582100	10647	CORRECT SALES TAX	JUL-2011
3,951	Other	C E POWER SOLUTIONS LLC				154.98	582100	10647	CORRECT SALES TAX	JUL-2011
3,952	Other	C E POWER SOLUTIONS LLC				116.23	582100	10647	CORRECT SALES TAX	JUL-2011
3,953	Other	C E POWER SOLUTIONS LLC				111.66	582100	10647	CORRECT SALES TAX	JUL-2011
3,954	Other	C E POWER SOLUTIONS LLC				81.60	570100	10647	CORRECT SALES TAX	JUL-2011
3,955	Other	C E POWER SOLUTIONS LLC				77.49	582100	10647	CORRECT SALES TAX	JUL-2011
3,956	Other	C E POWER SOLUTIONS LLC				77.49	582100	10647	CORRECT SALES TAX	JUL-2011
3,957	Other	C E POWER SOLUTIONS LLC				77.49	582100	10647	CORRECT SALES TAX	JUL-2011
3,958	Other	C E POWER SOLUTIONS LLC				77.49	592100	10647	CORRECT SALES TAX	JUL-2011
3,959	Other	C E POWER SOLUTIONS LLC				77.48	588100	10647	CORRECT SALES TAX	JUL-2011
3,960	Other	C E POWER SOLUTIONS LLC				69.84	582100	10647	CORRECT SALES TAX	JUL-2011
3,961	Other	C E POWER SOLUTIONS LLC				38.74	582100	10647	CORRECT SALES TAX	JUL-2011
3,962	Other	C E POWER SOLUTIONS LLC				38.74	582100	10647	CORRECT SALES TAX	JUL-2011
3,963	Other	C E POWER SOLUTIONS LLC				38.74	582100	10647	CORRECT SALES TAX	JUL-2011
3,964	Other	C E POWER SOLUTIONS LLC				1,955.52	570100	10651	CORRECT SALES TAX	AUG-2011
3,965	Other	C E POWER SOLUTIONS LLC				1,567.74	570100	10651	CORRECT SALES TAX	AUG-2011
3,966	Other	C E POWER SOLUTIONS LLC				838.08	570100	10651	CORRECT SALES TAX	AUG-2011
3,967	Other	C E POWER SOLUTIONS LLC				635.92	592100	10651	CORRECT SALES TAX	AUG-2011
3,968	Other	C E POWER SOLUTIONS LLC				619.92	562100	10651	CORRECT SALES TAX	AUG-2011
3,969	Other	C E POWER SOLUTIONS LLC				602.96	562100	10651	CORRECT SALES TAX	AUG-2011
3,970	Other	C E POWER SOLUTIONS LLC				602.96	582100	10651	CORRECT SALES TAX	AUG-2011
3,971	Other	C E POWER SOLUTIONS LLC				546.30	582100	10651	CORRECT SALES TAX	AUG-2011
3,972	Other	C E POWER SOLUTIONS LLC				505.79	582100	10651	CORRECT SALES TAX	AUG-2011
3,973	Other	C E POWER SOLUTIONS LLC				449.43	582100	10651	CORRECT SALES TAX	AUG-2011
3,974	Other	C E POWER SOLUTIONS LLC				411.74	582100	10651	CORRECT SALES TAX	AUG-2011
3,975	Other	C E POWER SOLUTIONS LLC				392.73	582100	10651	CORRECT SALES TAX	AUG-2011
3,976	Other	C E POWER SOLUTIONS LLC				391.66	582100	10651	CORRECT SALES TAX	AUG-2011
3,977	Other	C E POWER SOLUTIONS LLC				348.70	562100	10651	CORRECT SALES TAX	AUG-2011
3,978	Other	C E POWER SOLUTIONS LLC				337.77	582100	10651	CORRECT SALES TAX	AUG-2011
3,979	Other	C E POWER SOLUTIONS LLC				318.23	582100	10651	CORRECT SALES TAX	AUG-2011
3,980	Other	C E POWER SOLUTIONS LLC				309.96	570100	10651	CORRECT SALES TAX	AUG-2011
3,981	Other	C E POWER SOLUTIONS LLC				309.96	570100	10651	CORRECT SALES TAX	AUG-2011
3,982	Other	C E POWER SOLUTIONS LLC				300.08	582100	10651	CORRECT SALES TAX	AUG-2011
3,983	Other	C E POWER SOLUTIONS LLC				262.40	582100	10651	CORRECT SALES TAX	AUG-2011
3,984	Other	C E POWER SOLUTIONS LLC				262.40	582100	10651	CORRECT SALES TAX	AUG-2011
3,985	Other	C E POWER SOLUTIONS LLC				259.07	562100	10651	CORRECT SALES TAX	AUG-2011
3,986	Other	C E POWER SOLUTIONS LLC				232.47	562100	10651	CORRECT SALES TAX	AUG-2011
3,987	Other	C E POWER SOLUTIONS LLC				232.47	562100	10651	CORRECT SALES TAX	AUG-2011
3,988	Other	C E POWER SOLUTIONS LLC				232.47	582100	10651	CORRECT SALES TAX	AUG-2011
3,989	Other	C E POWER SOLUTIONS LLC				223.32	562100	10651	CORRECT SALES TAX	AUG-2011
3,990	Other	C E POWER SOLUTIONS LLC				223.32	582100	10651	CORRECT SALES TAX	AUG-2011
3,991	Other	C E POWER SOLUTIONS LLC				154.98	562100	10651	CORRECT SALES TAX	AUG-2011
3,992	Other	C E POWER SOLUTIONS LLC				147.41	562100	10651	CORRECT SALES TAX	AUG-2011
3,993	Other	C E POWER SOLUTIONS LLC				111.66	562100	10651	CORRECT SALES TAX	AUG-2011
3,994	Other	C E POWER SOLUTIONS LLC				111.66	582100	10651	CORRECT SALES TAX	AUG-2011
3,995	Other	C E POWER SOLUTIONS LLC				38.74	588100	10651	CORRECT SALES TAX	AUG-2011

KENTUCKY UTILITIES COMPANY
Case No. 2012- 00221
Analysis of Professional Services Expenses For the Test Year

(A)	(B)	(C)	(D)	(E)	(F)	(G)	(H)	(I)		
Line No.	Type	Vendor	Rate Case	Audit	Other	Total	Account	Invoice	Description	Period
3,996	Other	C E POWER SOLUTIONS LLC				2,500.48	570100	10666	CORRECT SALES TAX	AUG-2011
3,997	Other	C E POWER SOLUTIONS LLC				1,523.50	544100	10666	CORRECT SALES TAX	AUG-2011
3,998	Other	C E POWER SOLUTIONS LLC				1,347.75	582100	10666	CORRECT SALES TAX	AUG-2011
3,999	Other	C E POWER SOLUTIONS LLC				929.88	562100	10666	CORRECT SALES TAX	AUG-2011
4,000	Other	C E POWER SOLUTIONS LLC				835.30	570100	10666	CORRECT SALES TAX	AUG-2011
4,001	Other	C E POWER SOLUTIONS LLC				761.54	582100	10666	CORRECT SALES TAX	AUG-2011
4,002	Other	C E POWER SOLUTIONS LLC				680.60	582100	10666	CORRECT SALES TAX	AUG-2011
4,003	Other	C E POWER SOLUTIONS LLC				645.44	570100	10666	CORRECT SALES TAX	AUG-2011
4,004	Other	C E POWER SOLUTIONS LLC				619.92	570100	10666	CORRECT SALES TAX	AUG-2011
4,005	Other	C E POWER SOLUTIONS LLC				602.96	592100	10666	CORRECT SALES TAX	AUG-2011
4,006	Other	C E POWER SOLUTIONS LLC				558.72	570100	10666	CORRECT SALES TAX	AUG-2011
4,007	Other	C E POWER SOLUTIONS LLC				558.72	582100	10666	CORRECT SALES TAX	AUG-2011
4,008	Other	C E POWER SOLUTIONS LLC				508.99	582100	10666	CORRECT SALES TAX	AUG-2011
4,009	Other	C E POWER SOLUTIONS LLC				488.88	570100	10666	CORRECT SALES TAX	AUG-2011
4,010	Other	C E POWER SOLUTIONS LLC				426.56	592100	10666	CORRECT SALES TAX	AUG-2011
4,011	Other	C E POWER SOLUTIONS LLC				387.45	562100	10666	CORRECT SALES TAX	AUG-2011
4,012	Other	C E POWER SOLUTIONS LLC				387.45	562100	10666	CORRECT SALES TAX	AUG-2011
4,013	Other	C E POWER SOLUTIONS LLC				387.45	570100	10666	CORRECT SALES TAX	AUG-2011
4,014	Other	C E POWER SOLUTIONS LLC				376.85	570100	10666	CORRECT SALES TAX	AUG-2011
4,015	Other	C E POWER SOLUTIONS LLC				335.02	582100	10666	CORRECT SALES TAX	AUG-2011
4,016	Other	C E POWER SOLUTIONS LLC				316.06	582100	10666	CORRECT SALES TAX	AUG-2011
4,017	Other	C E POWER SOLUTIONS LLC				309.96	562100	10666	CORRECT SALES TAX	AUG-2011
4,018	Other	C E POWER SOLUTIONS LLC				309.96	570100	10666	CORRECT SALES TAX	AUG-2011
4,019	Other	C E POWER SOLUTIONS LLC				309.96	570100	10666	CORRECT SALES TAX	AUG-2011
4,020	Other	C E POWER SOLUTIONS LLC				309.96	570100	10666	CORRECT SALES TAX	AUG-2011
4,021	Other	C E POWER SOLUTIONS LLC				309.96	592100	10666	CORRECT SALES TAX	AUG-2011
4,022	Other	C E POWER SOLUTIONS LLC				301.48	582100	10666	CORRECT SALES TAX	AUG-2011
4,023	Other	C E POWER SOLUTIONS LLC				301.48	592100	10666	CORRECT SALES TAX	AUG-2011
4,024	Other	C E POWER SOLUTIONS LLC				296.12	582100	10666	CORRECT SALES TAX	AUG-2011
4,025	Other	C E POWER SOLUTIONS LLC				279.36	562100	10666	CORRECT SALES TAX	AUG-2011
4,026	Other	C E POWER SOLUTIONS LLC				271.21	562100	10666	CORRECT SALES TAX	AUG-2011
4,027	Other	C E POWER SOLUTIONS LLC				269.08	588100	10666	CORRECT SALES TAX	AUG-2011
4,028	Other	C E POWER SOLUTIONS LLC				232.47	562100	10666	CORRECT SALES TAX	AUG-2011
4,029	Other	C E POWER SOLUTIONS LLC				232.47	570100	10666	CORRECT SALES TAX	AUG-2011
4,030	Other	C E POWER SOLUTIONS LLC				232.47	570100	10666	CORRECT SALES TAX	AUG-2011
4,031	Other	C E POWER SOLUTIONS LLC				226.11	592100	10666	CORRECT SALES TAX	AUG-2011
4,032	Other	C E POWER SOLUTIONS LLC				225.60	582100	10666	CORRECT SALES TAX	AUG-2011
4,033	Other	C E POWER SOLUTIONS LLC				211.59	582100	10666	CORRECT SALES TAX	AUG-2011
4,034	Other	C E POWER SOLUTIONS LLC				193.72	592100	10666	CORRECT SALES TAX	AUG-2011
4,035	Other	C E POWER SOLUTIONS LLC				190.33	582100	10666	CORRECT SALES TAX	AUG-2011
4,036	Other	C E POWER SOLUTIONS LLC				154.98	570100	10666	CORRECT SALES TAX	AUG-2011
4,037	Other	C E POWER SOLUTIONS LLC				148.80	582100	10666	CORRECT SALES TAX	AUG-2011
4,038	Other	C E POWER SOLUTIONS LLC				147.41	544100	10666	CORRECT SALES TAX	AUG-2011
4,039	Other	C E POWER SOLUTIONS LLC				141.06	562100	10666	CORRECT SALES TAX	AUG-2011
4,040	Other	C E POWER SOLUTIONS LLC				141.06	582100	10666	CORRECT SALES TAX	AUG-2011
4,041	Other	C E POWER SOLUTIONS LLC				141.06	582100	10666	CORRECT SALES TAX	AUG-2011
4,042	Other	C E POWER SOLUTIONS LLC				116.23	592100	10666	CORRECT SALES TAX	AUG-2011
4,043	Other	C E POWER SOLUTIONS LLC				105.80	562100	10666	CORRECT SALES TAX	AUG-2011
4,044	Other	C E POWER SOLUTIONS LLC				105.80	562100	10666	CORRECT SALES TAX	AUG-2011
4,045	Other	C E POWER SOLUTIONS LLC				105.80	582100	10666	CORRECT SALES TAX	AUG-2011
4,046	Other	C E POWER SOLUTIONS LLC				105.80	582100	10666	CORRECT SALES TAX	AUG-2011
4,047	Other	C E POWER SOLUTIONS LLC				105.80	582100	10666	CORRECT SALES TAX	AUG-2011
4,048	Other	C E POWER SOLUTIONS LLC				70.53	562100	10666	CORRECT SALES TAX	AUG-2011
4,049	Other	C E POWER SOLUTIONS LLC				70.53	582100	10666	CORRECT SALES TAX	AUG-2011
4,050	Other	C E POWER SOLUTIONS LLC				70.53	582100	10666	CORRECT SALES TAX	AUG-2011
4,051	Other	C E POWER SOLUTIONS LLC				70.53	582100	10666	CORRECT SALES TAX	AUG-2011
4,052	Other	C E POWER SOLUTIONS LLC				55.83	582100	10666	CORRECT SALES TAX	AUG-2011
4,053	Other	C E POWER SOLUTIONS LLC				1,676.16	570100	10670	CORRECST SALES TAX	SEP-2011
4,054	Other	C E POWER SOLUTIONS LLC				1,205.92	562100	10670	CORRECST SALES TAX	SEP-2011
4,055	Other	C E POWER SOLUTIONS LLC				787.60	582100	10670	CORRECST SALES TAX	SEP-2011

KENTUCKY UTILITIES COMPANY
Case No. 2012- 00221
Analysis of Professional Services Expenses For the Test Year

(A)	(B)	(C)	(D)	(E)	(F)	(G)	(H)	(I)		
Line No.	Type	Vendor	Rate Case	Audit	Other	Total	Account	Invoice	Description	Period
4,056	Other	C E POWER SOLUTIONS LLC				783.87	582100	10670	CORRECST SALES TAX	SEP-2011
4,057	Other	C E POWER SOLUTIONS LLC				748.91	582100	10670	CORRECST SALES TAX	SEP-2011
4,058	Other	C E POWER SOLUTIONS LLC				619.92	562100	10670	CORRECST SALES TAX	SEP-2011
4,059	Other	C E POWER SOLUTIONS LLC				602.96	570100	10670	CORRECST SALES TAX	SEP-2011
4,060	Other	C E POWER SOLUTIONS LLC				602.96	582100	10670	CORRECST SALES TAX	SEP-2011
4,061	Other	C E POWER SOLUTIONS LLC				580.63	592100	10670	CORRECST SALES TAX	SEP-2011
4,062	Other	C E POWER SOLUTIONS LLC				558.72	582100	10670	CORRECST SALES TAX	SEP-2011
4,063	Other	C E POWER SOLUTIONS LLC				558.72	582100	10670	CORRECST SALES TAX	SEP-2011
4,064	Other	C E POWER SOLUTIONS LLC				558.72	592100	10670	CORRECST SALES TAX	SEP-2011
4,065	Other	C E POWER SOLUTIONS LLC				558.72	592100	10670	CORRECST SALES TAX	SEP-2011
4,066	Other	C E POWER SOLUTIONS LLC				523.80	592100	10670	CORRECST SALES TAX	SEP-2011
4,067	Other	C E POWER SOLUTIONS LLC				504.72	570100	10670	CORRECST SALES TAX	SEP-2011
4,068	Other	C E POWER SOLUTIONS LLC				482.39	582100	10670	CORRECST SALES TAX	SEP-2011
4,069	Other	C E POWER SOLUTIONS LLC				426.20	562100	10670	CORRECST SALES TAX	SEP-2011
4,070	Other	C E POWER SOLUTIONS LLC				383.08	570100	10670	CORRECST SALES TAX	SEP-2011
4,071	Other	C E POWER SOLUTIONS LLC				326.40	593003	10670	CORRECST SALES TAX	SEP-2011
4,072	Other	C E POWER SOLUTIONS LLC				309.96	570100	10670	CORRECST SALES TAX	SEP-2011
4,073	Other	C E POWER SOLUTIONS LLC				309.96	570100	10670	CORRECST SALES TAX	SEP-2011
4,074	Other	C E POWER SOLUTIONS LLC				309.96	570100	10670	CORRECST SALES TAX	SEP-2011
4,075	Other	C E POWER SOLUTIONS LLC				309.96	582100	10670	CORRECST SALES TAX	SEP-2011
4,076	Other	C E POWER SOLUTIONS LLC				309.96	592100	10670	CORRECST SALES TAX	SEP-2011
4,077	Other	C E POWER SOLUTIONS LLC				301.48	562100	10670	CORRECST SALES TAX	SEP-2011
4,078	Other	C E POWER SOLUTIONS LLC				301.48	570100	10670	CORRECST SALES TAX	SEP-2011
4,079	Other	C E POWER SOLUTIONS LLC				287.26	582100	10670	CORRECST SALES TAX	SEP-2011
4,080	Other	C E POWER SOLUTIONS LLC				271.21	562100	10670	CORRECST SALES TAX	SEP-2011
4,081	Other	C E POWER SOLUTIONS LLC				269.34	562100	10670	CORRECST SALES TAX	SEP-2011
4,082	Other	C E POWER SOLUTIONS LLC				269.34	582100	10670	CORRECST SALES TAX	SEP-2011
4,083	Other	C E POWER SOLUTIONS LLC				269.34	582100	10670	CORRECST SALES TAX	SEP-2011
4,084	Other	C E POWER SOLUTIONS LLC				259.07	592100	10670	CORRECST SALES TAX	SEP-2011
4,085	Other	C E POWER SOLUTIONS LLC				248.28	562100	10670	CORRECST SALES TAX	SEP-2011
4,086	Other	C E POWER SOLUTIONS LLC				246.86	562100	10670	CORRECST SALES TAX	SEP-2011
4,087	Other	C E POWER SOLUTIONS LLC				232.34	570100	10670	CORRECST SALES TAX	SEP-2011
4,088	Other	C E POWER SOLUTIONS LLC				226.11	582100	10670	CORRECST SALES TAX	SEP-2011
4,089	Other	C E POWER SOLUTIONS LLC				226.11	582100	10670	CORRECST SALES TAX	SEP-2011
4,090	Other	C E POWER SOLUTIONS LLC				225.59	582100	10670	CORRECST SALES TAX	SEP-2011
4,091	Other	C E POWER SOLUTIONS LLC				223.32	562100	10670	CORRECST SALES TAX	SEP-2011
4,092	Other	C E POWER SOLUTIONS LLC				223.32	592100	10670	CORRECST SALES TAX	SEP-2011
4,093	Other	C E POWER SOLUTIONS LLC				219.32	562100	10670	CORRECST SALES TAX	SEP-2011
4,094	Other	C E POWER SOLUTIONS LLC				211.59	562100	10670	CORRECST SALES TAX	SEP-2011
4,095	Other	C E POWER SOLUTIONS LLC				203.24	582100	10670	CORRECST SALES TAX	SEP-2011
4,096	Other	C E POWER SOLUTIONS LLC				198.81	582100	10670	CORRECST SALES TAX	SEP-2011
4,097	Other	C E POWER SOLUTIONS LLC				196.25	582100	10670	CORRECST SALES TAX	SEP-2011
4,098	Other	C E POWER SOLUTIONS LLC				196.25	582100	10670	CORRECST SALES TAX	SEP-2011
4,099	Other	C E POWER SOLUTIONS LLC				193.72	562100	10670	CORRECST SALES TAX	SEP-2011
4,100	Other	C E POWER SOLUTIONS LLC				188.42	582100	10670	CORRECST SALES TAX	SEP-2011
4,101	Other	C E POWER SOLUTIONS LLC				188.42	582100	10670	CORRECST SALES TAX	SEP-2011
4,102	Other	C E POWER SOLUTIONS LLC				185.00	588100	10670	CORRECST SALES TAX	SEP-2011
4,103	Other	C E POWER SOLUTIONS LLC				176.33	582100	10670	CORRECST SALES TAX	SEP-2011
4,104	Other	C E POWER SOLUTIONS LLC				176.32	562100	10670	CORRECST SALES TAX	SEP-2011
4,105	Other	C E POWER SOLUTIONS LLC				176.32	582100	10670	CORRECST SALES TAX	SEP-2011
4,106	Other	C E POWER SOLUTIONS LLC				156.97	570100	10670	CORRECST SALES TAX	SEP-2011
4,107	Other	C E POWER SOLUTIONS LLC				154.98	562100	10670	CORRECST SALES TAX	SEP-2011
4,108	Other	C E POWER SOLUTIONS LLC				154.98	582100	10670	CORRECST SALES TAX	SEP-2011
4,109	Other	C E POWER SOLUTIONS LLC				141.06	562100	10670	CORRECST SALES TAX	SEP-2011
4,110	Other	C E POWER SOLUTIONS LLC				141.06	562100	10670	CORRECST SALES TAX	SEP-2011
4,111	Other	C E POWER SOLUTIONS LLC				141.06	562100	10670	CORRECST SALES TAX	SEP-2011
4,112	Other	C E POWER SOLUTIONS LLC				141.06	562100	10670	CORRECST SALES TAX	SEP-2011
4,113	Other	C E POWER SOLUTIONS LLC				141.06	582100	10670	CORRECST SALES TAX	SEP-2011
4,114	Other	C E POWER SOLUTIONS LLC				141.06	582100	10670	CORRECST SALES TAX	SEP-2011
4,115	Other	C E POWER SOLUTIONS LLC				141.06	582100	10670	CORRECST SALES TAX	SEP-2011

KENTUCKY UTILITIES COMPANY
Case No. 2012- 00221
Analysis of Professional Services Expenses For the Test Year

(A)	(B)	(C)	(D)	(E)	(F)	(G)	(H)	(I)		
Line No.	Type	Vendor	Rate Case	Audit	Other	Total	Account	Invoice	Description	Period
4,116	Other	C E POWER SOLUTIONS LLC				141.06	582100	10670	CORRECST SALES TAX	SEP-2011
4,117	Other	C E POWER SOLUTIONS LLC				141.06	582100	10670	CORRECST SALES TAX	SEP-2011
4,118	Other	C E POWER SOLUTIONS LLC				141.06	582100	10670	CORRECST SALES TAX	SEP-2011
4,119	Other	C E POWER SOLUTIONS LLC				113.53	582100	10670	CORRECST SALES TAX	SEP-2011
4,120	Other	C E POWER SOLUTIONS LLC				105.80	582100	10670	CORRECST SALES TAX	SEP-2011
4,121	Other	C E POWER SOLUTIONS LLC				105.80	582100	10670	CORRECST SALES TAX	SEP-2011
4,122	Other	C E POWER SOLUTIONS LLC				105.80	582100	10670	CORRECST SALES TAX	SEP-2011
4,123	Other	C E POWER SOLUTIONS LLC				105.80	582100	10670	CORRECST SALES TAX	SEP-2011
4,124	Other	C E POWER SOLUTIONS LLC				105.80	582100	10670	CORRECST SALES TAX	SEP-2011
4,125	Other	C E POWER SOLUTIONS LLC				105.80	582100	10670	CORRECST SALES TAX	SEP-2011
4,126	Other	C E POWER SOLUTIONS LLC				105.80	582100	10670	CORRECST SALES TAX	SEP-2011
4,127	Other	C E POWER SOLUTIONS LLC				105.80	582100	10670	CORRECST SALES TAX	SEP-2011
4,128	Other	C E POWER SOLUTIONS LLC				105.80	582100	10670	CORRECST SALES TAX	SEP-2011
4,129	Other	C E POWER SOLUTIONS LLC				105.80	582100	10670	CORRECST SALES TAX	SEP-2011
4,130	Other	C E POWER SOLUTIONS LLC				105.80	582100	10670	CORRECST SALES TAX	SEP-2011
4,131	Other	C E POWER SOLUTIONS LLC				105.80	582100	10670	CORRECST SALES TAX	SEP-2011
4,132	Other	C E POWER SOLUTIONS LLC				77.49	582100	10670	CORRECST SALES TAX	SEP-2011
4,133	Other	C E POWER SOLUTIONS LLC				75.37	582100	10670	CORRECST SALES TAX	SEP-2011
4,134	Other	C E POWER SOLUTIONS LLC				70.53	582100	10670	CORRECST SALES TAX	SEP-2011
4,135	Other	C E POWER SOLUTIONS LLC				70.53	582100	10670	CORRECST SALES TAX	SEP-2011
4,136	Other	C E POWER SOLUTIONS LLC				70.53	582100	10670	CORRECST SALES TAX	SEP-2011
4,137	Other	C E POWER SOLUTIONS LLC				70.53	582100	10670	CORRECST SALES TAX	SEP-2011
4,138	Other	C E POWER SOLUTIONS LLC				70.53	582100	10670	CORRECST SALES TAX	SEP-2011
4,139	Other	C E POWER SOLUTIONS LLC				55.83	582100	10670	CORRECST SALES TAX	SEP-2011
4,140	Other	C E POWER SOLUTIONS LLC				158.69	582100	10672	Invoice 10672	SEP-2011
4,141	Other	C E POWER SOLUTIONS LLC				(17.00)	570100	10681	Labor	SEP-2011
4,142	Other	C E POWER SOLUTIONS LLC				(10.36)	544100	10681	Labor	SEP-2011
4,143	Other	C E POWER SOLUTIONS LLC				(9.16)	582100	10681	Labor	SEP-2011
4,144	Other	C E POWER SOLUTIONS LLC				(6.32)	562100	10681	Labor	SEP-2011
4,145	Other	C E POWER SOLUTIONS LLC				(5.70)	570100	10681	Labor	SEP-2011
4,146	Other	C E POWER SOLUTIONS LLC				(5.18)	582100	10681	Labor	SEP-2011
4,147	Other	C E POWER SOLUTIONS LLC				(4.63)	582100	10681	Labor	SEP-2011
4,148	Other	C E POWER SOLUTIONS LLC				(4.39)	570100	10681	Labor	SEP-2011
4,149	Other	C E POWER SOLUTIONS LLC				(4.21)	570100	10681	Labor	SEP-2011
4,150	Other	C E POWER SOLUTIONS LLC				(4.10)	592100	10681	Labor	SEP-2011
4,151	Other	C E POWER SOLUTIONS LLC				(3.80)	570100	10681	Labor	SEP-2011
4,152	Other	C E POWER SOLUTIONS LLC				(3.80)	582100	10681	Labor	SEP-2011
4,153	Other	C E POWER SOLUTIONS LLC				(3.46)	582100	10681	Labor	SEP-2011
4,154	Other	C E POWER SOLUTIONS LLC				(3.32)	570100	10681	Labor	SEP-2011
4,155	Other	C E POWER SOLUTIONS LLC				(2.90)	592100	10681	Labor	SEP-2011
4,156	Other	C E POWER SOLUTIONS LLC				(2.63)	562100	10681	Labor	SEP-2011
4,157	Other	C E POWER SOLUTIONS LLC				(2.63)	562100	10681	Labor	SEP-2011
4,158	Other	C E POWER SOLUTIONS LLC				(2.63)	570100	10681	Labor	SEP-2011
4,159	Other	C E POWER SOLUTIONS LLC				(2.56)	570100	10681	Labor	SEP-2011
4,160	Other	C E POWER SOLUTIONS LLC				(2.28)	582100	10681	Labor	SEP-2011
4,161	Other	C E POWER SOLUTIONS LLC				(2.15)	582100	10681	Labor	SEP-2011
4,162	Other	C E POWER SOLUTIONS LLC				(2.11)	562100	10681	Labor	SEP-2011
4,163	Other	C E POWER SOLUTIONS LLC				(2.11)	570100	10681	Labor	SEP-2011
4,164	Other	C E POWER SOLUTIONS LLC				(2.11)	570100	10681	Labor	SEP-2011
4,165	Other	C E POWER SOLUTIONS LLC				(2.11)	570100	10681	Labor	SEP-2011
4,166	Other	C E POWER SOLUTIONS LLC				(2.11)	592100	10681	Labor	SEP-2011
4,167	Other	C E POWER SOLUTIONS LLC				(2.05)	582100	10681	Labor	SEP-2011
4,168	Other	C E POWER SOLUTIONS LLC				(2.05)	592100	10681	Labor	SEP-2011
4,169	Other	C E POWER SOLUTIONS LLC				(2.01)	582100	10681	Labor	SEP-2011
4,170	Other	C E POWER SOLUTIONS LLC				(1.90)	562100	10681	Labor	SEP-2011
4,171	Other	C E POWER SOLUTIONS LLC				(1.84)	562100	10681	Labor	SEP-2011
4,172	Other	C E POWER SOLUTIONS LLC				(1.83)	588100	10681	Labor	SEP-2011
4,173	Other	C E POWER SOLUTIONS LLC				(1.58)	562100	10681	Labor	SEP-2011
4,174	Other	C E POWER SOLUTIONS LLC				(1.58)	570100	10681	Labor	SEP-2011
4,175	Other	C E POWER SOLUTIONS LLC				(1.58)	570100	10681	Labor	SEP-2011

KENTUCKY UTILITIES COMPANY
Case No. 2012- 00221
Analysis of Professional Services Expenses For the Test Year

(A)	(B)	(C)	(D)	(E)	(F)	(G)	(H)	(I)		
Line No.	Type	Vendor	Rate Case	Audit	Other	Total	Account	Invoice	Description	Period
4,176	Other	C E POWER SOLUTIONS LLC				(1.54)	592100	10681	Labor	SEP-2011
4,177	Other	C E POWER SOLUTIONS LLC				(1.53)	582100	10681	Labor	SEP-2011
4,178	Other	C E POWER SOLUTIONS LLC				(1.44)	582100	10681	Labor	SEP-2011
4,179	Other	C E POWER SOLUTIONS LLC				(1.32)	592100	10681	Labor	SEP-2011
4,180	Other	C E POWER SOLUTIONS LLC				(1.29)	582100	10681	Labor	SEP-2011
4,181	Other	C E POWER SOLUTIONS LLC				(1.05)	570100	10681	Labor	SEP-2011
4,182	Other	C E POWER SOLUTIONS LLC				(1.01)	582100	10681	Labor	SEP-2011
4,183	Other	C E POWER SOLUTIONS LLC				(1.00)	544100	10681	Labor	SEP-2011
4,184	Other	C E POWER SOLUTIONS LLC				(0.96)	562100	10681	Labor	SEP-2011
4,185	Other	C E POWER SOLUTIONS LLC				(0.96)	582100	10681	Labor	SEP-2011
4,186	Other	C E POWER SOLUTIONS LLC				(0.96)	582100	10681	Labor	SEP-2011
4,187	Other	C E POWER SOLUTIONS LLC				(0.79)	592100	10681	Labor	SEP-2011
4,188	Other	C E POWER SOLUTIONS LLC				(0.72)	562100	10681	Labor	SEP-2011
4,189	Other	C E POWER SOLUTIONS LLC				(0.72)	562100	10681	Labor	SEP-2011
4,190	Other	C E POWER SOLUTIONS LLC				(0.72)	582100	10681	Labor	SEP-2011
4,191	Other	C E POWER SOLUTIONS LLC				(0.72)	582100	10681	Labor	SEP-2011
4,192	Other	C E POWER SOLUTIONS LLC				(0.72)	582100	10681	Labor	SEP-2011
4,193	Other	C E POWER SOLUTIONS LLC				(0.48)	562100	10681	Labor	SEP-2011
4,194	Other	C E POWER SOLUTIONS LLC				(0.48)	582100	10681	Labor	SEP-2011
4,195	Other	C E POWER SOLUTIONS LLC				(0.48)	582100	10681	Labor	SEP-2011
4,196	Other	C E POWER SOLUTIONS LLC				(0.48)	582100	10681	Labor	SEP-2011
4,197	Other	C E POWER SOLUTIONS LLC				(0.38)	582100	10681	Labor	SEP-2011
4,198	Other	C E POWER SOLUTIONS LLC				2,854.80	570100	10683	CORRECT SALES TAX Labor	SEP-2011
4,199	Other	C E POWER SOLUTIONS LLC				2,170.70	582100	10683	CORRECT SALES TAX Labor	SEP-2011
4,200	Other	C E POWER SOLUTIONS LLC				1,976.78	580100	10683	CORRECT SALES TAX Labor	SEP-2011
4,201	Other	C E POWER SOLUTIONS LLC				1,676.16	570100	10683	CORRECT SALES TAX Labor	SEP-2011
4,202	Other	C E POWER SOLUTIONS LLC				1,644.07	582100	10683	CORRECT SALES TAX Labor	SEP-2011
4,203	Other	C E POWER SOLUTIONS LLC				1,082.52	570100	10683	CORRECT SALES TAX Labor	SEP-2011
4,204	Other	C E POWER SOLUTIONS LLC				1,007.37	513100	10683	CORRECT SALES TAX Labor	SEP-2011
4,205	Other	C E POWER SOLUTIONS LLC				681.00	595100	10683	CORRECT SALES TAX Labor	SEP-2011
4,206	Other	C E POWER SOLUTIONS LLC				619.92	562100	10683	CORRECT SALES TAX Labor	SEP-2011
4,207	Other	C E POWER SOLUTIONS LLC				619.92	570100	10683	CORRECT SALES TAX Labor	SEP-2011
4,208	Other	C E POWER SOLUTIONS LLC				602.96	570100	10683	CORRECT SALES TAX Labor	SEP-2011
4,209	Other	C E POWER SOLUTIONS LLC				602.96	582100	10683	CORRECT SALES TAX Labor	SEP-2011
4,210	Other	C E POWER SOLUTIONS LLC				602.96	582100	10683	CORRECT SALES TAX Labor	SEP-2011
4,211	Other	C E POWER SOLUTIONS LLC				602.96	592100	10683	CORRECT SALES TAX Labor	SEP-2011
4,212	Other	C E POWER SOLUTIONS LLC				565.28	582100	10683	CORRECT SALES TAX Labor	SEP-2011
4,213	Other	C E POWER SOLUTIONS LLC				482.39	582100	10683	CORRECT SALES TAX Labor	SEP-2011
4,214	Other	C E POWER SOLUTIONS LLC				410.40	582100	10683	CORRECT SALES TAX Labor	SEP-2011
4,215	Other	C E POWER SOLUTIONS LLC				390.81	592100	10683	CORRECT SALES TAX Labor	SEP-2011
4,216	Other	C E POWER SOLUTIONS LLC				387.45	562100	10683	CORRECT SALES TAX Labor	SEP-2011
4,217	Other	C E POWER SOLUTIONS LLC				334.45	562100	10683	CORRECT SALES TAX Labor	SEP-2011
4,218	Other	C E POWER SOLUTIONS LLC				309.96	562100	10683	CORRECT SALES TAX Labor	SEP-2011
4,219	Other	C E POWER SOLUTIONS LLC				309.96	562100	10683	CORRECT SALES TAX Labor	SEP-2011
4,220	Other	C E POWER SOLUTIONS LLC				309.96	570100	10683	CORRECT SALES TAX Labor	SEP-2011
4,221	Other	C E POWER SOLUTIONS LLC				309.96	570100	10683	CORRECT SALES TAX Labor	SEP-2011
4,222	Other	C E POWER SOLUTIONS LLC				304.60	582100	10683	CORRECT SALES TAX Labor	SEP-2011
4,223	Other	C E POWER SOLUTIONS LLC				304.60	582100	10683	CORRECT SALES TAX Labor	SEP-2011
4,224	Other	C E POWER SOLUTIONS LLC				302.17	582100	10683	CORRECT SALES TAX Labor	SEP-2011
4,225	Other	C E POWER SOLUTIONS LLC				246.86	582100	10683	CORRECT SALES TAX Labor	SEP-2011
4,226	Other	C E POWER SOLUTIONS LLC				234.08	582100	10683	CORRECT SALES TAX Labor	SEP-2011
4,227	Other	C E POWER SOLUTIONS LLC				232.47	562100	10683	CORRECT SALES TAX Labor	SEP-2011
4,228	Other	C E POWER SOLUTIONS LLC				225.60	582100	10683	CORRECT SALES TAX Labor	SEP-2011
4,229	Other	C E POWER SOLUTIONS LLC				198.81	582100	10683	CORRECT SALES TAX Labor	SEP-2011
4,230	Other	C E POWER SOLUTIONS LLC				184.06	582100	10683	CORRECT SALES TAX Labor	SEP-2011
4,231	Other	C E POWER SOLUTIONS LLC				176.32	562100	10683	CORRECT SALES TAX Labor	SEP-2011
4,232	Other	C E POWER SOLUTIONS LLC				176.32	582100	10683	CORRECT SALES TAX Labor	SEP-2011
4,233	Other	C E POWER SOLUTIONS LLC				176.32	582100	10683	CORRECT SALES TAX Labor	SEP-2011
4,234	Other	C E POWER SOLUTIONS LLC				167.49	562100	10683	CORRECT SALES TAX Labor	SEP-2011
4,235	Other	C E POWER SOLUTIONS LLC				167.49	582100	10683	CORRECT SALES TAX Labor	SEP-2011

KENTUCKY UTILITIES COMPANY
Case No. 2012- 00221
Analysis of Professional Services Expenses For the Test Year

(A)	(B)	(C)	(D)	(E)	(F)	(G)	(H)	(I)		
Line No.	Type	Vendor	Rate Case	Audit	Other	Total	Account	Invoice	Description	Period
4,236	Other	C E POWER SOLUTIONS LLC				154.98	570100	10683	CORRECT SALES TAX Labor	SEP-2011
4,237	Other	C E POWER SOLUTIONS LLC				148.80	582100	10683	CORRECT SALES TAX Labor	SEP-2011
4,238	Other	C E POWER SOLUTIONS LLC				147.41	582100	10683	CORRECT SALES TAX Labor	SEP-2011
4,239	Other	C E POWER SOLUTIONS LLC				141.06	562100	10683	CORRECT SALES TAX Labor	SEP-2011
4,240	Other	C E POWER SOLUTIONS LLC				141.06	562100	10683	CORRECT SALES TAX Labor	SEP-2011
4,241	Other	C E POWER SOLUTIONS LLC				141.06	562100	10683	CORRECT SALES TAX Labor	SEP-2011
4,242	Other	C E POWER SOLUTIONS LLC				141.06	582100	10683	CORRECT SALES TAX Labor	SEP-2011
4,243	Other	C E POWER SOLUTIONS LLC				141.06	582100	10683	CORRECT SALES TAX Labor	SEP-2011
4,244	Other	C E POWER SOLUTIONS LLC				141.06	582100	10683	CORRECT SALES TAX Labor	SEP-2011
4,245	Other	C E POWER SOLUTIONS LLC				141.06	582100	10683	CORRECT SALES TAX Labor	SEP-2011
4,246	Other	C E POWER SOLUTIONS LLC				141.06	582100	10683	CORRECT SALES TAX Labor	SEP-2011
4,247	Other	C E POWER SOLUTIONS LLC				141.06	582100	10683	CORRECT SALES TAX Labor	SEP-2011
4,248	Other	C E POWER SOLUTIONS LLC				141.06	582100	10683	CORRECT SALES TAX Labor	SEP-2011
4,249	Other	C E POWER SOLUTIONS LLC				141.06	582100	10683	CORRECT SALES TAX Labor	SEP-2011
4,250	Other	C E POWER SOLUTIONS LLC				141.06	582100	10683	CORRECT SALES TAX Labor	SEP-2011
4,251	Other	C E POWER SOLUTIONS LLC				141.06	582100	10683	CORRECT SALES TAX Labor	SEP-2011
4,252	Other	C E POWER SOLUTIONS LLC				114.68	582100	10683	CORRECT SALES TAX Labor	SEP-2011
4,253	Other	C E POWER SOLUTIONS LLC				105.80	582100	10683	CORRECT SALES TAX Labor	SEP-2011
4,254	Other	C E POWER SOLUTIONS LLC				105.80	582100	10683	CORRECT SALES TAX Labor	SEP-2011
4,255	Other	C E POWER SOLUTIONS LLC				105.80	582100	10683	CORRECT SALES TAX Labor	SEP-2011
4,256	Other	C E POWER SOLUTIONS LLC				105.80	582100	10683	CORRECT SALES TAX Labor	SEP-2011
4,257	Other	C E POWER SOLUTIONS LLC				105.80	582100	10683	CORRECT SALES TAX Labor	SEP-2011
4,258	Other	C E POWER SOLUTIONS LLC				105.80	582100	10683	CORRECT SALES TAX Labor	SEP-2011
4,259	Other	C E POWER SOLUTIONS LLC				105.80	582100	10683	CORRECT SALES TAX Labor	SEP-2011
4,260	Other	C E POWER SOLUTIONS LLC				105.80	582100	10683	CORRECT SALES TAX Labor	SEP-2011
4,261	Other	C E POWER SOLUTIONS LLC				105.80	582100	10683	CORRECT SALES TAX Labor	SEP-2011
4,262	Other	C E POWER SOLUTIONS LLC				105.80	582100	10683	CORRECT SALES TAX Labor	SEP-2011
4,263	Other	C E POWER SOLUTIONS LLC				105.80	582100	10683	CORRECT SALES TAX Labor	SEP-2011
4,264	Other	C E POWER SOLUTIONS LLC				105.80	582100	10683	CORRECT SALES TAX Labor	SEP-2011
4,265	Other	C E POWER SOLUTIONS LLC				105.80	582100	10683	CORRECT SALES TAX Labor	SEP-2011
4,266	Other	C E POWER SOLUTIONS LLC				105.80	582100	10683	CORRECT SALES TAX Labor	SEP-2011
4,267	Other	C E POWER SOLUTIONS LLC				76.45	562100	10683	CORRECT SALES TAX Labor	SEP-2011
4,268	Other	C E POWER SOLUTIONS LLC				76.45	562100	10683	CORRECT SALES TAX Labor	SEP-2011
4,269	Other	C E POWER SOLUTIONS LLC				76.45	562100	10683	CORRECT SALES TAX Labor	SEP-2011
4,270	Other	C E POWER SOLUTIONS LLC				76.45	582100	10683	CORRECT SALES TAX Labor	SEP-2011
4,271	Other	C E POWER SOLUTIONS LLC				76.45	582100	10683	CORRECT SALES TAX Labor	SEP-2011
4,272	Other	C E POWER SOLUTIONS LLC				76.45	582100	10683	CORRECT SALES TAX Labor	SEP-2011
4,273	Other	C E POWER SOLUTIONS LLC				76.45	582100	10683	CORRECT SALES TAX Labor	SEP-2011
4,274	Other	C E POWER SOLUTIONS LLC				76.45	582100	10683	CORRECT SALES TAX Labor	SEP-2011
4,275	Other	C E POWER SOLUTIONS LLC				72.60	588100	10683	CORRECT SALES TAX Labor	SEP-2011
4,276	Other	C E POWER SOLUTIONS LLC				38.74	582100	10683	CORRECT SALES TAX Labor	SEP-2011
4,277	Other	C E POWER SOLUTIONS LLC				38.74	582100	10683	CORRECT SALES TAX Labor	SEP-2011
4,278	Other	C E POWER SOLUTIONS LLC				1,161.68	562100	10692	CORRECT SALES TAX	SEP-2011
4,279	Other	C E POWER SOLUTIONS LLC				1,076.68	570100	10692	CORRECT SALES TAX	SEP-2011
4,280	Other	C E POWER SOLUTIONS LLC				929.88	562100	10692	CORRECT SALES TAX	SEP-2011
4,281	Other	C E POWER SOLUTIONS LLC				619.92	562100	10692	CORRECT SALES TAX	SEP-2011
4,282	Other	C E POWER SOLUTIONS LLC				619.92	562100	10692	CORRECT SALES TAX	SEP-2011
4,283	Other	C E POWER SOLUTIONS LLC				619.92	562100	10692	CORRECT SALES TAX	SEP-2011
4,284	Other	C E POWER SOLUTIONS LLC				619.92	570100	10692	CORRECT SALES TAX	SEP-2011
4,285	Other	C E POWER SOLUTIONS LLC				602.96	570100	10692	CORRECT SALES TAX	SEP-2011
4,286	Other	C E POWER SOLUTIONS LLC				602.96	570100	10692	CORRECT SALES TAX	SEP-2011
4,287	Other	C E POWER SOLUTIONS LLC				602.96	592100	10692	CORRECT SALES TAX	SEP-2011
4,288	Other	C E POWER SOLUTIONS LLC				558.72	553100	10692	CORRECT SALES TAX	SEP-2011
4,289	Other	C E POWER SOLUTIONS LLC				558.72	570100	10692	CORRECT SALES TAX	SEP-2011
4,290	Other	C E POWER SOLUTIONS LLC				335.48	570100	10692	CORRECT SALES TAX	SEP-2011
4,291	Other	C E POWER SOLUTIONS LLC				309.96	562100	10692	CORRECT SALES TAX	SEP-2011
4,292	Other	C E POWER SOLUTIONS LLC				309.96	570100	10692	CORRECT SALES TAX	SEP-2011
4,293	Other	C E POWER SOLUTIONS LLC				309.96	570100	10692	CORRECT SALES TAX	SEP-2011
4,294	Other	C E POWER SOLUTIONS LLC				309.96	570100	10692	CORRECT SALES TAX	SEP-2011
4,295	Other	C E POWER SOLUTIONS LLC				309.96	570100	10692	CORRECT SALES TAX	SEP-2011

KENTUCKY UTILITIES COMPANY
Case No. 2012- 00221
Analysis of Professional Services Expenses For the Test Year

(A)	(B)	(C)	(D)	(E)	(F)	(G)	(H)	(I)		
Line No.	Type	Vendor	Rate Case	Audit	Other	Total	Account	Invoice	Description	Period
4,296	Other	C E POWER SOLUTIONS LLC				307.06	570100	10692	CORRECT SALES TAX	SEP-2011
4,297	Other	C E POWER SOLUTIONS LLC				304.60	562100	10692	CORRECT SALES TAX	SEP-2011
4,298	Other	C E POWER SOLUTIONS LLC				304.60	582100	10692	CORRECT SALES TAX	SEP-2011
4,299	Other	C E POWER SOLUTIONS LLC				301.48	582100	10692	CORRECT SALES TAX	SEP-2011
4,300	Other	C E POWER SOLUTIONS LLC				275.26	582100	10692	CORRECT SALES TAX	SEP-2011
4,301	Other	C E POWER SOLUTIONS LLC				271.21	562100	10692	CORRECT SALES TAX	SEP-2011
4,302	Other	C E POWER SOLUTIONS LLC				271.21	562100	10692	CORRECT SALES TAX	SEP-2011
4,303	Other	C E POWER SOLUTIONS LLC				269.34	582100	10692	CORRECT SALES TAX	SEP-2011
4,304	Other	C E POWER SOLUTIONS LLC				269.34	582100	10692	CORRECT SALES TAX	SEP-2011
4,305	Other	C E POWER SOLUTIONS LLC				269.34	582100	10692	CORRECT SALES TAX	SEP-2011
4,306	Other	C E POWER SOLUTIONS LLC				252.00	595100	10692	CORRECT SALES TAX	SEP-2011
4,307	Other	C E POWER SOLUTIONS LLC				246.86	562100	10692	CORRECT SALES TAX	SEP-2011
4,308	Other	C E POWER SOLUTIONS LLC				225.25	562100	10692	CORRECT SALES TAX	SEP-2011
4,309	Other	C E POWER SOLUTIONS LLC				198.81	582100	10692	CORRECT SALES TAX	SEP-2011
4,310	Other	C E POWER SOLUTIONS LLC				176.32	562100	10692	CORRECT SALES TAX	SEP-2011
4,311	Other	C E POWER SOLUTIONS LLC				176.32	562100	10692	CORRECT SALES TAX	SEP-2011
4,312	Other	C E POWER SOLUTIONS LLC				176.32	582100	10692	CORRECT SALES TAX	SEP-2011
4,313	Other	C E POWER SOLUTIONS LLC				176.32	582100	10692	CORRECT SALES TAX	SEP-2011
4,314	Other	C E POWER SOLUTIONS LLC				150.74	562100	10692	CORRECT SALES TAX	SEP-2011
4,315	Other	C E POWER SOLUTIONS LLC				150.74	582100	10692	CORRECT SALES TAX	SEP-2011
4,316	Other	C E POWER SOLUTIONS LLC				150.74	582100	10692	CORRECT SALES TAX	SEP-2011
4,317	Other	C E POWER SOLUTIONS LLC				150.74	582100	10692	CORRECT SALES TAX	SEP-2011
4,318	Other	C E POWER SOLUTIONS LLC				150.74	582100	10692	CORRECT SALES TAX	SEP-2011
4,319	Other	C E POWER SOLUTIONS LLC				150.74	582100	10692	CORRECT SALES TAX	SEP-2011
4,320	Other	C E POWER SOLUTIONS LLC				148.80	582100	10692	CORRECT SALES TAX	SEP-2011
4,321	Other	C E POWER SOLUTIONS LLC				141.06	562100	10692	CORRECT SALES TAX	SEP-2011
4,322	Other	C E POWER SOLUTIONS LLC				141.06	562100	10692	CORRECT SALES TAX	SEP-2011
4,323	Other	C E POWER SOLUTIONS LLC				141.06	582100	10692	CORRECT SALES TAX	SEP-2011
4,324	Other	C E POWER SOLUTIONS LLC				141.06	582100	10692	CORRECT SALES TAX	SEP-2011
4,325	Other	C E POWER SOLUTIONS LLC				141.06	582100	10692	CORRECT SALES TAX	SEP-2011
4,326	Other	C E POWER SOLUTIONS LLC				141.06	582100	10692	CORRECT SALES TAX	SEP-2011
4,327	Other	C E POWER SOLUTIONS LLC				141.06	582100	10692	CORRECT SALES TAX	SEP-2011
4,328	Other	C E POWER SOLUTIONS LLC				141.06	582100	10692	CORRECT SALES TAX	SEP-2011
4,329	Other	C E POWER SOLUTIONS LLC				141.06	582100	10692	CORRECT SALES TAX	SEP-2011
4,330	Other	C E POWER SOLUTIONS LLC				139.68	562100	10692	CORRECT SALES TAX	SEP-2011
4,331	Other	C E POWER SOLUTIONS LLC				139.68	562100	10692	CORRECT SALES TAX	SEP-2011
4,332	Other	C E POWER SOLUTIONS LLC				139.68	582100	10692	CORRECT SALES TAX	SEP-2011
4,333	Other	C E POWER SOLUTIONS LLC				139.68	582100	10692	CORRECT SALES TAX	SEP-2011
4,334	Other	C E POWER SOLUTIONS LLC				133.32	588100	10692	CORRECT SALES TAX	SEP-2011
4,335	Other	C E POWER SOLUTIONS LLC				105.80	562100	10692	CORRECT SALES TAX	SEP-2011
4,336	Other	C E POWER SOLUTIONS LLC				105.80	582100	10692	CORRECT SALES TAX	SEP-2011
4,337	Other	C E POWER SOLUTIONS LLC				105.80	582100	10692	CORRECT SALES TAX	SEP-2011
4,338	Other	C E POWER SOLUTIONS LLC				105.80	582100	10692	CORRECT SALES TAX	SEP-2011
4,339	Other	C E POWER SOLUTIONS LLC				105.80	582100	10692	CORRECT SALES TAX	SEP-2011
4,340	Other	C E POWER SOLUTIONS LLC				105.80	582100	10692	CORRECT SALES TAX	SEP-2011
4,341	Other	C E POWER SOLUTIONS LLC				105.80	582100	10692	CORRECT SALES TAX	SEP-2011
4,342	Other	C E POWER SOLUTIONS LLC				76.45	562100	10692	CORRECT SALES TAX	SEP-2011
4,343	Other	C E POWER SOLUTIONS LLC				76.45	582100	10692	CORRECT SALES TAX	SEP-2011
4,344	Other	C E POWER SOLUTIONS LLC				76.45	582100	10692	CORRECT SALES TAX	SEP-2011
4,345	Other	C E POWER SOLUTIONS LLC				75.37	582100	10692	CORRECT SALES TAX	SEP-2011
4,346	Other	C E POWER SOLUTIONS LLC				75.37	582100	10692	CORRECT SALES TAX	SEP-2011
4,347	Other	C E POWER SOLUTIONS LLC				75.37	582100	10692	CORRECT SALES TAX	SEP-2011
4,348	Other	C E POWER SOLUTIONS LLC				75.37	582100	10692	CORRECT SALES TAX	SEP-2011
4,349	Other	C E POWER SOLUTIONS LLC				35.26	562100	10692	CORRECT SALES TAX	SEP-2011
4,350	Other	C E POWER SOLUTIONS LLC				3,472.97	562100	10706	CORRECT SALES TAX Labor	NOV-2011
4,351	Other	C E POWER SOLUTIONS LLC				2,256.37	566100	10706	CORRECT SALES TAX Labor	NOV-2011
4,352	Other	C E POWER SOLUTIONS LLC				1,399.08	562100	10706	CORRECT SALES TAX Labor	NOV-2011
4,353	Other	C E POWER SOLUTIONS LLC				1,317.28	588100	10706	CORRECT SALES TAX Labor	NOV-2011
4,354	Other	C E POWER SOLUTIONS LLC				1,161.68	570100	10706	CORRECT SALES TAX Labor	NOV-2011
4,355	Other	C E POWER SOLUTIONS LLC				994.03	570100	10706	CORRECT SALES TAX Labor	NOV-2011

KENTUCKY UTILITIES COMPANY
Case No. 2012- 00221
Analysis of Professional Services Expenses For the Test Year

(A)	(B)	(C)	(D)	(E)	(F)	(G)	(H)	(I)		
Line No.	Type	Vendor	Rate Case	Audit	Other	Total	Account	Invoice	Description	Period
4,356	Other	C E POWER SOLUTIONS LLC				972.08	562100	10706	CORRECT SALES TAX Labor	NOV-2011
4,357	Other	C E POWER SOLUTIONS LLC				817.90	562100	10706	CORRECT SALES TAX Labor	NOV-2011
4,358	Other	C E POWER SOLUTIONS LLC				768.24	570100	10706	CORRECT SALES TAX Labor	NOV-2011
4,359	Other	C E POWER SOLUTIONS LLC				677.49	570100	10706	CORRECT SALES TAX Labor	NOV-2011
4,360	Other	C E POWER SOLUTIONS LLC				613.01	562100	10706	CORRECT SALES TAX Labor	NOV-2011
4,361	Other	C E POWER SOLUTIONS LLC				602.96	562100	10706	CORRECT SALES TAX Labor	NOV-2011
4,362	Other	C E POWER SOLUTIONS LLC				564.23	582100	10706	CORRECT SALES TAX Labor	NOV-2011
4,363	Other	C E POWER SOLUTIONS LLC				558.72	553100	10706	CORRECT SALES TAX Labor	NOV-2011
4,364	Other	C E POWER SOLUTIONS LLC				378.00	595100	10706	CORRECT SALES TAX Labor	NOV-2011
4,365	Other	C E POWER SOLUTIONS LLC				309.96	562100	10706	CORRECT SALES TAX Labor	NOV-2011
4,366	Other	C E POWER SOLUTIONS LLC				309.96	592100	10706	CORRECT SALES TAX Labor	NOV-2011
4,367	Other	C E POWER SOLUTIONS LLC				296.12	592100	10706	CORRECT SALES TAX Labor	NOV-2011
4,368	Other	C E POWER SOLUTIONS LLC				271.21	562100	10706	CORRECT SALES TAX Labor	NOV-2011
4,369	Other	C E POWER SOLUTIONS LLC				269.34	592100	10706	CORRECT SALES TAX Labor	NOV-2011
4,370	Other	C E POWER SOLUTIONS LLC				269.34	592100	10706	CORRECT SALES TAX Labor	NOV-2011
4,371	Other	C E POWER SOLUTIONS LLC				240.59	570100	10706	CORRECT SALES TAX Labor	NOV-2011
4,372	Other	C E POWER SOLUTIONS LLC				232.47	562100	10706	CORRECT SALES TAX Labor	NOV-2011
4,373	Other	C E POWER SOLUTIONS LLC				232.47	582100	10706	CORRECT SALES TAX Labor	NOV-2011
4,374	Other	C E POWER SOLUTIONS LLC				226.11	570100	10706	CORRECT SALES TAX Labor	NOV-2011
4,375	Other	C E POWER SOLUTIONS LLC				226.11	582100	10706	CORRECT SALES TAX Labor	NOV-2011
4,376	Other	C E POWER SOLUTIONS LLC				154.98	582100	10706	CORRECT SALES TAX Labor	NOV-2011
4,377	Other	C E POWER SOLUTIONS LLC				150.74	592100	10706	CORRECT SALES TAX Labor	NOV-2011
4,378	Other	C E POWER SOLUTIONS LLC				141.06	570100	10706	CORRECT SALES TAX Labor	NOV-2011
4,379	Other	C E POWER SOLUTIONS LLC				141.06	592100	10706	CORRECT SALES TAX Labor	NOV-2011
4,380	Other	C E POWER SOLUTIONS LLC				141.06	592100	10706	CORRECT SALES TAX Labor	NOV-2011
4,381	Other	C E POWER SOLUTIONS LLC				111.66	593002	10706	CORRECT SALES TAX Labor	NOV-2011
4,382	Other	C E POWER SOLUTIONS LLC				105.80	592100	10706	CORRECT SALES TAX Labor	NOV-2011
4,383	Other	C E POWER SOLUTIONS LLC				2,327.49	566100	10723	CORRECT SALES TAX Labor	OCT-2011
4,384	Other	C E POWER SOLUTIONS LLC				2,279.12	573100	10723	CORRECT SALES TAX Labor	OCT-2011
4,385	Other	C E POWER SOLUTIONS LLC				1,764.64	562100	10723	CORRECT SALES TAX Labor	OCT-2011
4,386	Other	C E POWER SOLUTIONS LLC				1,764.64	570100	10723	CORRECT SALES TAX Labor	OCT-2011
4,387	Other	C E POWER SOLUTIONS LLC				1,449.05	595100	10723	CORRECT SALES TAX Labor	OCT-2011
4,388	Other	C E POWER SOLUTIONS LLC				1,161.68	570100	10723	CORRECT SALES TAX Labor	OCT-2011
4,389	Other	C E POWER SOLUTIONS LLC				955.40	570100	10723	CORRECT SALES TAX Labor	OCT-2011
4,390	Other	C E POWER SOLUTIONS LLC				619.92	562100	10723	CORRECT SALES TAX Labor	OCT-2011
4,391	Other	C E POWER SOLUTIONS LLC				619.92	562100	10723	CORRECT SALES TAX Labor	OCT-2011
4,392	Other	C E POWER SOLUTIONS LLC				619.92	562100	10723	CORRECT SALES TAX Labor	OCT-2011
4,393	Other	C E POWER SOLUTIONS LLC				619.92	570100	10723	CORRECT SALES TAX Labor	OCT-2011
4,394	Other	C E POWER SOLUTIONS LLC				601.30	570100	10723	CORRECT SALES TAX Labor	OCT-2011
4,395	Other	C E POWER SOLUTIONS LLC				581.17	562100	10723	CORRECT SALES TAX Labor	OCT-2011
4,396	Other	C E POWER SOLUTIONS LLC				581.17	562100	10723	CORRECT SALES TAX Labor	OCT-2011
4,397	Other	C E POWER SOLUTIONS LLC				309.96	562100	10723	CORRECT SALES TAX Labor	OCT-2011
4,398	Other	C E POWER SOLUTIONS LLC				309.96	570100	10723	CORRECT SALES TAX Labor	OCT-2011
4,399	Other	C E POWER SOLUTIONS LLC				154.98	562100	10723	CORRECT SALES TAX Labor	OCT-2011
4,400	Other	C E POWER SOLUTIONS LLC				154.98	562100	10723	CORRECT SALES TAX Labor	OCT-2011
4,401	Other	C E POWER SOLUTIONS LLC				154.98	562100	10723	CORRECT SALES TAX Labor	OCT-2011
4,402	Other	C E POWER SOLUTIONS LLC				154.98	562100	10723	CORRECT SALES TAX Labor	OCT-2011
4,403	Other	C E POWER SOLUTIONS LLC				133.32	588100	10723	CORRECT SALES TAX Labor	OCT-2011
4,404	Other	C E POWER SOLUTIONS LLC				70.53	562100	10723	CORRECT SALES TAX Labor	OCT-2011
4,405	Other	C E POWER SOLUTIONS LLC				70.53	582100	10723	CORRECT SALES TAX Labor	OCT-2011
4,406	Other	C E POWER SOLUTIONS LLC				70.53	582100	10723	CORRECT SALES TAX Labor	OCT-2011
4,407	Other	C E POWER SOLUTIONS LLC				55.83	588100	10723	CORRECT SALES TAX Labor	OCT-2011
4,408	Other	C E POWER SOLUTIONS LLC				119.38	595100	10724	Invoice 10724	NOV-2011
4,409	Other	C E POWER SOLUTIONS LLC				4,805.09	570100	10731	CORRECT SALES TAX Labor	NOV-2011
4,410	Other	C E POWER SOLUTIONS LLC				2,452.71	595100	10731	CORRECT SALES TAX Labor	NOV-2011
4,411	Other	C E POWER SOLUTIONS LLC				658.66	592100	10731	CORRECT SALES TAX Labor	NOV-2011
4,412	Other	C E POWER SOLUTIONS LLC				602.96	570100	10731	CORRECT SALES TAX Labor	NOV-2011
4,413	Other	C E POWER SOLUTIONS LLC				581.17	592100	10731	CORRECT SALES TAX Labor	NOV-2011
4,414	Other	C E POWER SOLUTIONS LLC				564.24	566100	10731	CORRECT SALES TAX Labor	NOV-2011
4,415	Other	C E POWER SOLUTIONS LLC				426.20	562100	10731	CORRECT SALES TAX Labor	NOV-2011

KENTUCKY UTILITIES COMPANY
Case No. 2012- 00221
Analysis of Professional Services Expenses For the Test Year

(A)	(B)	(C)	(D)	(E)	(F)	(G)	(H)	(I)		
Line No.	Type	Vendor	Rate Case	Audit	Other	Total	Account	Invoice	Description	Period
4,416	Other	C E POWER SOLUTIONS LLC				387.45	562100	10731	CORRECT SALES TAX Labor	NOV-2011
4,417	Other	C E POWER SOLUTIONS LLC				309.96	562100	10731	CORRECT SALES TAX Labor	NOV-2011
4,418	Other	C E POWER SOLUTIONS LLC				309.96	562100	10731	CORRECT SALES TAX Labor	NOV-2011
4,419	Other	C E POWER SOLUTIONS LLC				309.96	562100	10731	CORRECT SALES TAX Labor	NOV-2011
4,420	Other	C E POWER SOLUTIONS LLC				305.75	570100	10731	CORRECT SALES TAX Labor	NOV-2011
4,421	Other	C E POWER SOLUTIONS LLC				301.48	513100	10731	CORRECT SALES TAX Labor	NOV-2011
4,422	Other	C E POWER SOLUTIONS LLC				301.48	562100	10731	CORRECT SALES TAX Labor	NOV-2011
4,423	Other	C E POWER SOLUTIONS LLC				226.11	582100	10731	CORRECT SALES TAX Labor	NOV-2011
4,424	Other	C E POWER SOLUTIONS LLC				226.11	582100	10731	CORRECT SALES TAX Labor	NOV-2011
4,425	Other	C E POWER SOLUTIONS LLC				226.11	582100	10731	CORRECT SALES TAX Labor	NOV-2011
4,426	Other	C E POWER SOLUTIONS LLC				226.11	582100	10731	CORRECT SALES TAX Labor	NOV-2011
4,427	Other	C E POWER SOLUTIONS LLC				226.11	582100	10731	CORRECT SALES TAX Labor	NOV-2011
4,428	Other	C E POWER SOLUTIONS LLC				226.11	582100	10731	CORRECT SALES TAX Labor	NOV-2011
4,429	Other	C E POWER SOLUTIONS LLC				193.72	562100	10731	CORRECT SALES TAX Labor	NOV-2011
4,430	Other	C E POWER SOLUTIONS LLC				154.98	562100	10731	CORRECT SALES TAX Labor	NOV-2011
4,431	Other	C E POWER SOLUTIONS LLC				150.74	582100	10731	CORRECT SALES TAX Labor	NOV-2011
4,432	Other	C E POWER SOLUTIONS LLC				150.74	582100	10731	CORRECT SALES TAX Labor	NOV-2011
4,433	Other	C E POWER SOLUTIONS LLC				150.74	582100	10731	CORRECT SALES TAX Labor	NOV-2011
4,434	Other	C E POWER SOLUTIONS LLC				150.74	582100	10731	CORRECT SALES TAX Labor	NOV-2011
4,435	Other	C E POWER SOLUTIONS LLC				150.74	582100	10731	CORRECT SALES TAX Labor	NOV-2011
4,436	Other	C E POWER SOLUTIONS LLC				150.74	582100	10731	CORRECT SALES TAX Labor	NOV-2011
4,437	Other	C E POWER SOLUTIONS LLC				133.32	588100	10731	CORRECT SALES TAX Labor	NOV-2011
4,438	Other	C E POWER SOLUTIONS LLC				75.37	562100	10731	CORRECT SALES TAX Labor	NOV-2011
4,439	Other	C E POWER SOLUTIONS LLC				75.37	582100	10731	CORRECT SALES TAX Labor	NOV-2011
4,440	Other	C E POWER SOLUTIONS LLC				3,994.61	595100	10743	CORRECT SALES TAX Labor	NOV-2011
4,441	Other	C E POWER SOLUTIONS LLC				1,511.05	588100	10743	CORRECT SALES TAX Labor	NOV-2011
4,442	Other	C E POWER SOLUTIONS LLC				1,161.68	570100	10743	CORRECT SALES TAX Labor	NOV-2011
4,443	Other	C E POWER SOLUTIONS LLC				1,082.52	570100	10743	CORRECT SALES TAX Labor	NOV-2011
4,444	Other	C E POWER SOLUTIONS LLC				891.84	570100	10743	CORRECT SALES TAX Labor	NOV-2011
4,445	Other	C E POWER SOLUTIONS LLC				602.96	562100	10743	CORRECT SALES TAX Labor	NOV-2011
4,446	Other	C E POWER SOLUTIONS LLC				602.96	562100	10743	CORRECT SALES TAX Labor	NOV-2011
4,447	Other	C E POWER SOLUTIONS LLC				488.17	582100	10743	CORRECT SALES TAX Labor	NOV-2011
4,448	Other	C E POWER SOLUTIONS LLC				387.45	562100	10743	CORRECT SALES TAX Labor	NOV-2011
4,449	Other	C E POWER SOLUTIONS LLC				387.45	562100	10743	CORRECT SALES TAX Labor	NOV-2011
4,450	Other	C E POWER SOLUTIONS LLC				309.96	562100	10743	CORRECT SALES TAX Labor	NOV-2011
4,451	Other	C E POWER SOLUTIONS LLC				309.96	562100	10743	CORRECT SALES TAX Labor	NOV-2011
4,452	Other	C E POWER SOLUTIONS LLC				309.96	566900	10743	CORRECT SALES TAX Labor	NOV-2011
4,453	Other	C E POWER SOLUTIONS LLC				309.96	592100	10743	CORRECT SALES TAX Labor	NOV-2011
4,454	Other	C E POWER SOLUTIONS LLC				309.96	582100	10743	CORRECT SALES TAX Labor	NOV-2011
4,455	Other	C E POWER SOLUTIONS LLC				309.96	582100	10743	CORRECT SALES TAX Labor	NOV-2011
4,456	Other	C E POWER SOLUTIONS LLC				301.48	592100	10743	CORRECT SALES TAX Labor	NOV-2011
4,457	Other	C E POWER SOLUTIONS LLC				232.47	562100	10743	CORRECT SALES TAX Labor	NOV-2011
4,458	Other	C E POWER SOLUTIONS LLC				232.47	562100	10743	CORRECT SALES TAX Labor	NOV-2011
4,459	Other	C E POWER SOLUTIONS LLC				203.16	588100	10743	CORRECT SALES TAX Labor	NOV-2011
4,460	Other	C E POWER SOLUTIONS LLC				5,471.43	562100	10751	CORRECT SALES TAX Labor	Dec-2011
4,461	Other	C E POWER SOLUTIONS LLC				2,199.96	570100	10751	CORRECT SALES TAX Labor	Dec-2011
4,462	Other	C E POWER SOLUTIONS LLC				1,722.00	570100	10751	CORRECT SALES TAX Labor	Dec-2011
4,463	Other	C E POWER SOLUTIONS LLC				823.45	595100	10751	CORRECT SALES TAX Labor	Dec-2011
4,464	Other	C E POWER SOLUTIONS LLC				558.72	562100	10751	CORRECT SALES TAX Labor	Dec-2011
4,465	Other	C E POWER SOLUTIONS LLC				349.20	570100	10751	CORRECT SALES TAX Labor	Dec-2011
4,466	Other	C E POWER SOLUTIONS LLC				309.96	570100	10751	CORRECT SALES TAX Labor	Dec-2011
4,467	Other	C E POWER SOLUTIONS LLC				309.96	573100	10751	CORRECT SALES TAX Labor	Dec-2011
4,468	Other	C E POWER SOLUTIONS LLC				309.96	582100	10751	CORRECT SALES TAX Labor	Dec-2011
4,469	Other	C E POWER SOLUTIONS LLC				309.96	582100	10751	CORRECT SALES TAX Labor	Dec-2011
4,470	Other	C E POWER SOLUTIONS LLC				309.96	582100	10751	CORRECT SALES TAX Labor	Dec-2011
4,471	Other	C E POWER SOLUTIONS LLC				309.96	582100	10751	CORRECT SALES TAX Labor	Dec-2011
4,472	Other	C E POWER SOLUTIONS LLC				309.96	582100	10751	CORRECT SALES TAX Labor	Dec-2011
4,473	Other	C E POWER SOLUTIONS LLC				271.21	582100	10751	CORRECT SALES TAX Labor	Dec-2011
4,474	Other	C E POWER SOLUTIONS LLC				232.47	562100	10751	CORRECT SALES TAX Labor	Dec-2011
4,475	Other	C E POWER SOLUTIONS LLC				232.47	570100	10751	CORRECT SALES TAX Labor	Dec-2011

KENTUCKY UTILITIES COMPANY
Case No. 2012- 00221
Analysis of Professional Services Expenses For the Test Year

(A)	(B)	(C)	(D)	(E)	(F)	(G)	(H)	(I)		
Line No.	Type	Vendor	Rate Case	Audit	Other	Total	Account	Invoice	Description	Period
4,476	Other	C E POWER SOLUTIONS LLC				232.47	582100	10751	CORRECT SALES TAX Labor	Dec-2011
4,477	Other	C E POWER SOLUTIONS LLC				232.47	582100	10751	CORRECT SALES TAX Labor	Dec-2011
4,478	Other	C E POWER SOLUTIONS LLC				226.11	562100	10751	CORRECT SALES TAX Labor	Dec-2011
4,479	Other	C E POWER SOLUTIONS LLC				226.11	562100	10751	CORRECT SALES TAX Labor	Dec-2011
4,480	Other	C E POWER SOLUTIONS LLC				226.11	562100	10751	CORRECT SALES TAX Labor	Dec-2011
4,481	Other	C E POWER SOLUTIONS LLC				226.11	582100	10751	CORRECT SALES TAX Labor	Dec-2011
4,482	Other	C E POWER SOLUTIONS LLC				226.11	582100	10751	CORRECT SALES TAX Labor	Dec-2011
4,483	Other	C E POWER SOLUTIONS LLC				226.11	582100	10751	CORRECT SALES TAX Labor	Dec-2011
4,484	Other	C E POWER SOLUTIONS LLC				226.11	582100	10751	CORRECT SALES TAX Labor	Dec-2011
4,485	Other	C E POWER SOLUTIONS LLC				226.11	582100	10751	CORRECT SALES TAX Labor	Dec-2011
4,486	Other	C E POWER SOLUTIONS LLC				223.32	592100	10751	CORRECT SALES TAX Labor	Dec-2011
4,487	Other	C E POWER SOLUTIONS LLC				193.72	582100	10751	CORRECT SALES TAX Labor	Dec-2011
4,488	Other	C E POWER SOLUTIONS LLC				193.72	582100	10751	CORRECT SALES TAX Labor	Dec-2011
4,489	Other	C E POWER SOLUTIONS LLC				193.72	582100	10751	CORRECT SALES TAX Labor	Dec-2011
4,490	Other	C E POWER SOLUTIONS LLC				193.72	582100	10751	CORRECT SALES TAX Labor	Dec-2011
4,491	Other	C E POWER SOLUTIONS LLC				193.72	582100	10751	CORRECT SALES TAX Labor	Dec-2011
4,492	Other	C E POWER SOLUTIONS LLC				193.72	582100	10751	CORRECT SALES TAX Labor	Dec-2011
4,493	Other	C E POWER SOLUTIONS LLC				193.72	582100	10751	CORRECT SALES TAX Labor	Dec-2011
4,494	Other	C E POWER SOLUTIONS LLC				193.72	582100	10751	CORRECT SALES TAX Labor	Dec-2011
4,495	Other	C E POWER SOLUTIONS LLC				193.72	582100	10751	CORRECT SALES TAX Labor	Dec-2011
4,496	Other	C E POWER SOLUTIONS LLC				154.98	582100	10751	CORRECT SALES TAX Labor	Dec-2011
4,497	Other	C E POWER SOLUTIONS LLC				154.98	582100	10751	CORRECT SALES TAX Labor	Dec-2011
4,498	Other	C E POWER SOLUTIONS LLC				154.98	582100	10751	CORRECT SALES TAX Labor	Dec-2011
4,499	Other	C E POWER SOLUTIONS LLC				150.74	582100	10751	CORRECT SALES TAX Labor	Dec-2011
4,500	Other	C E POWER SOLUTIONS LLC				150.74	582100	10751	CORRECT SALES TAX Labor	Dec-2011
4,501	Other	C E POWER SOLUTIONS LLC				150.74	582100	10751	CORRECT SALES TAX Labor	Dec-2011
4,502	Other	C E POWER SOLUTIONS LLC				150.74	582100	10751	CORRECT SALES TAX Labor	Dec-2011
4,503	Other	C E POWER SOLUTIONS LLC				140.32	588100	10751	CORRECT SALES TAX Labor	Dec-2011
4,504	Other	C E POWER SOLUTIONS LLC				38.74	562100	10751	CORRECT SALES TAX Labor	Dec-2011
4,505	Other	C E POWER SOLUTIONS LLC				3,818.45	570100	10759	CORRECT SALES TAX Labor	Dec-2011
4,506	Other	C E POWER SOLUTIONS LLC				3,039.87	562100	10759	CORRECT SALES TAX Labor	Dec-2011
4,507	Other	C E POWER SOLUTIONS LLC				929.88	562100	10759	CORRECT SALES TAX Labor	Dec-2011
4,508	Other	C E POWER SOLUTIONS LLC				558.72	562100	10759	CORRECT SALES TAX Labor	Dec-2011
4,509	Other	C E POWER SOLUTIONS LLC				523.80	570100	10759	CORRECT SALES TAX Labor	Dec-2011
4,510	Other	C E POWER SOLUTIONS LLC				503.68	562100	10759	CORRECT SALES TAX Labor	Dec-2011
4,511	Other	C E POWER SOLUTIONS LLC				464.94	570100	10759	CORRECT SALES TAX Labor	Dec-2011
4,512	Other	C E POWER SOLUTIONS LLC				420.00	595100	10759	CORRECT SALES TAX Labor	Dec-2011
4,513	Other	C E POWER SOLUTIONS LLC				387.45	562100	10759	CORRECT SALES TAX Labor	Dec-2011
4,514	Other	C E POWER SOLUTIONS LLC				387.45	592100	10759	CORRECT SALES TAX Labor	Dec-2011
4,515	Other	C E POWER SOLUTIONS LLC				387.45	582100	10759	CORRECT SALES TAX Labor	Dec-2011
4,516	Other	C E POWER SOLUTIONS LLC				376.85	582100	10759	CORRECT SALES TAX Labor	Dec-2011
4,517	Other	C E POWER SOLUTIONS LLC				358.14	595100	10759	CORRECT SALES TAX Labor	Dec-2011
4,518	Other	C E POWER SOLUTIONS LLC				348.70	562100	10759	CORRECT SALES TAX Labor	Dec-2011
4,519	Other	C E POWER SOLUTIONS LLC				309.96	562100	10759	CORRECT SALES TAX Labor	Dec-2011
4,520	Other	C E POWER SOLUTIONS LLC				309.96	582100	10759	CORRECT SALES TAX Labor	Dec-2011
4,521	Other	C E POWER SOLUTIONS LLC				309.96	582100	10759	CORRECT SALES TAX Labor	Dec-2011
4,522	Other	C E POWER SOLUTIONS LLC				301.48	562100	10759	CORRECT SALES TAX Labor	Dec-2011
4,523	Other	C E POWER SOLUTIONS LLC				251.24	570100	10759	CORRECT SALES TAX Labor	Dec-2011
4,524	Other	C E POWER SOLUTIONS LLC				243.61	588100	10759	CORRECT SALES TAX Labor	Dec-2011
4,525	Other	C E POWER SOLUTIONS LLC				232.47	562100	10759	CORRECT SALES TAX Labor	Dec-2011
4,526	Other	C E POWER SOLUTIONS LLC				226.11	582100	10759	CORRECT SALES TAX Labor	Dec-2011
4,527	Other	C E POWER SOLUTIONS LLC				167.74	570100	10759	CORRECT SALES TAX Labor	Dec-2011
4,528	Other	C E POWER SOLUTIONS LLC				167.49	592100	10759	CORRECT SALES TAX Labor	Dec-2011
4,529	Other	C E POWER SOLUTIONS LLC				154.98	570100	10759	CORRECT SALES TAX Labor	Dec-2011
4,530	Other	C E POWER SOLUTIONS LLC				154.98	570100	10759	CORRECT SALES TAX Labor	Dec-2011
4,531	Other	C E POWER SOLUTIONS LLC				150.74	570100	10759	CORRECT SALES TAX Labor	Dec-2011
4,532	Other	C E POWER SOLUTIONS LLC				139.68	570100	10759	CORRECT SALES TAX Labor	Dec-2011
4,533	Other	C E POWER SOLUTIONS LLC				75.37	570100	10759	CORRECT SALES TAX Labor	Dec-2011
4,534	Other	C E POWER SOLUTIONS LLC				75.37	570100	10759	CORRECT SALES TAX Labor	Dec-2011
4,535	Other	C E POWER SOLUTIONS LLC				75.37	570100	10759	CORRECT SALES TAX Labor	Dec-2011

KENTUCKY UTILITIES COMPANY
Case No. 2012- 00221
Analysis of Professional Services Expenses For the Test Year

(A)	(B)	(C)	(D)	(E)	(F)	(G)	(H)	(I)		
Line No.	Type	Vendor	Rate Case	Audit	Other	Total	Account	Invoice	Description	Period
4,536	Other	C E POWER SOLUTIONS LLC				75.37	570100	10759	CORRECT SALES TAX Labor	Dec-2011
4,537	Other	C E POWER SOLUTIONS LLC				75.37	570100	10759	CORRECT SALES TAX Labor	Dec-2011
4,538	Other	C E POWER SOLUTIONS LLC				1,955.52	570100	10768	CORRECT SALES TAX Labor	Jan-2012
4,539	Other	C E POWER SOLUTIONS LLC				1,676.16	570100	10768	CORRECT SALES TAX Labor	Jan-2012
4,540	Other	C E POWER SOLUTIONS LLC				1,436.15	588100	10768	CORRECT SALES TAX Labor	Jan-2012
4,541	Other	C E POWER SOLUTIONS LLC				777.00	595100	10768	CORRECT SALES TAX Labor	Jan-2012
4,542	Other	C E POWER SOLUTIONS LLC				703.79	582100	10768	CORRECT SALES TAX Labor	Jan-2012
4,543	Other	C E POWER SOLUTIONS LLC				686.44	595100	10768	CORRECT SALES TAX Labor	Jan-2012
4,544	Other	C E POWER SOLUTIONS LLC				619.92	562100	10768	CORRECT SALES TAX Labor	Jan-2012
4,545	Other	C E POWER SOLUTIONS LLC				602.96	582100	10768	CORRECT SALES TAX Labor	Jan-2012
4,546	Other	C E POWER SOLUTIONS LLC				602.96	582100	10768	CORRECT SALES TAX Labor	Jan-2012
4,547	Other	C E POWER SOLUTIONS LLC				558.72	570100	10768	CORRECT SALES TAX Labor	Jan-2012
4,548	Other	C E POWER SOLUTIONS LLC				464.94	592100	10768	CORRECT SALES TAX Labor	Jan-2012
4,549	Other	C E POWER SOLUTIONS LLC				426.20	562100	10768	CORRECT SALES TAX Labor	Jan-2012
4,550	Other	C E POWER SOLUTIONS LLC				348.70	562100	10768	CORRECT SALES TAX Labor	Jan-2012
4,551	Other	C E POWER SOLUTIONS LLC				335.48	570100	10768	CORRECT SALES TAX Labor	Jan-2012
4,552	Other	C E POWER SOLUTIONS LLC				309.96	562100	10768	CORRECT SALES TAX Labor	Jan-2012
4,553	Other	C E POWER SOLUTIONS LLC				309.96	562100	10768	CORRECT SALES TAX Labor	Jan-2012
4,554	Other	C E POWER SOLUTIONS LLC				309.96	582100	10768	CORRECT SALES TAX Labor	Jan-2012
4,555	Other	C E POWER SOLUTIONS LLC				309.96	582100	10768	CORRECT SALES TAX Labor	Jan-2012
4,556	Other	C E POWER SOLUTIONS LLC				301.48	562100	10768	CORRECT SALES TAX Labor	Jan-2012
4,557	Other	C E POWER SOLUTIONS LLC				301.48	562100	10768	CORRECT SALES TAX Labor	Jan-2012
4,558	Other	C E POWER SOLUTIONS LLC				301.48	562100	10768	CORRECT SALES TAX Labor	Jan-2012
4,559	Other	C E POWER SOLUTIONS LLC				301.48	562100	10768	CORRECT SALES TAX Labor	Jan-2012
4,560	Other	C E POWER SOLUTIONS LLC				301.48	582100	10768	CORRECT SALES TAX Labor	Jan-2012
4,561	Other	C E POWER SOLUTIONS LLC				301.48	582100	10768	CORRECT SALES TAX Labor	Jan-2012
4,562	Other	C E POWER SOLUTIONS LLC				301.48	582100	10768	CORRECT SALES TAX Labor	Jan-2012
4,563	Other	C E POWER SOLUTIONS LLC				301.48	582100	10768	CORRECT SALES TAX Labor	Jan-2012
4,564	Other	C E POWER SOLUTIONS LLC				301.48	582100	10768	CORRECT SALES TAX Labor	Jan-2012
4,565	Other	C E POWER SOLUTIONS LLC				244.60	570100	10768	CORRECT SALES TAX Labor	Jan-2012
4,566	Other	C E POWER SOLUTIONS LLC				232.47	562100	10768	CORRECT SALES TAX Labor	Jan-2012
4,567	Other	C E POWER SOLUTIONS LLC				232.47	566900	10768	CORRECT SALES TAX Labor	Jan-2012
4,568	Other	C E POWER SOLUTIONS LLC				232.47	582100	10768	CORRECT SALES TAX Labor	Jan-2012
4,569	Other	C E POWER SOLUTIONS LLC				232.47	582100	10768	CORRECT SALES TAX Labor	Jan-2012
4,570	Other	C E POWER SOLUTIONS LLC				226.11	570100	10768	CORRECT SALES TAX Labor	Jan-2012
4,571	Other	C E POWER SOLUTIONS LLC				193.72	582100	10768	CORRECT SALES TAX Labor	Jan-2012
4,572	Other	C E POWER SOLUTIONS LLC				193.72	582100	10768	CORRECT SALES TAX Labor	Jan-2012
4,573	Other	C E POWER SOLUTIONS LLC				193.72	582100	10768	CORRECT SALES TAX Labor	Jan-2012
4,574	Other	C E POWER SOLUTIONS LLC				154.98	570100	10768	CORRECT SALES TAX Labor	Jan-2012
4,575	Other	C E POWER SOLUTIONS LLC				154.98	582100	10768	CORRECT SALES TAX Labor	Jan-2012
4,576	Other	C E POWER SOLUTIONS LLC				154.98	582100	10768	CORRECT SALES TAX Labor	Jan-2012
4,577	Other	C E POWER SOLUTIONS LLC				154.98	582100	10768	CORRECT SALES TAX Labor	Jan-2012
4,578	Other	C E POWER SOLUTIONS LLC				154.98	582100	10768	CORRECT SALES TAX Labor	Jan-2012
4,579	Other	C E POWER SOLUTIONS LLC				150.74	562100	10768	CORRECT SALES TAX Labor	Jan-2012
4,580	Other	C E POWER SOLUTIONS LLC				150.74	562100	10768	CORRECT SALES TAX Labor	Jan-2012
4,581	Other	C E POWER SOLUTIONS LLC				150.74	562100	10768	CORRECT SALES TAX Labor	Jan-2012
4,582	Other	C E POWER SOLUTIONS LLC				150.74	582100	10768	CORRECT SALES TAX Labor	Jan-2012
4,583	Other	C E POWER SOLUTIONS LLC				150.74	582100	10768	CORRECT SALES TAX Labor	Jan-2012
4,584	Other	C E POWER SOLUTIONS LLC				75.37	570100	10768	CORRECT SALES TAX Labor	Jan-2012
4,585	Other	C E POWER SOLUTIONS LLC				75.37	582100	10768	CORRECT SALES TAX Labor	Jan-2012
4,586	Other	C E POWER SOLUTIONS LLC				119.38	595100	10769	Invoice 10769	Dec-2011
4,587	Other	C E POWER SOLUTIONS LLC				1,641.24	570100	10779	Labor	Jan-2012
4,588	Other	C E POWER SOLUTIONS LLC				1,205.92	570100	10779	Labor	Jan-2012
4,589	Other	C E POWER SOLUTIONS LLC				1,117.44	570100	10779	Labor	Jan-2012
4,590	Other	C E POWER SOLUTIONS LLC				619.92	562100	10779	Labor	Jan-2012
4,591	Other	C E POWER SOLUTIONS LLC				602.96	570100	10779	Labor	Jan-2012
4,592	Other	C E POWER SOLUTIONS LLC				602.96	573100	10779	Labor	Jan-2012
4,593	Other	C E POWER SOLUTIONS LLC				581.17	562100	10779	Labor	Jan-2012
4,594	Other	C E POWER SOLUTIONS LLC				558.72	570100	10779	Labor	Jan-2012
4,595	Other	C E POWER SOLUTIONS LLC				558.72	570100	10779	Labor	Jan-2012

KENTUCKY UTILITIES COMPANY
Case No. 2012- 00221
Analysis of Professional Services Expenses For the Test Year

(A)	(B)	(C)	(D)	(E)	(F)	(G)	(H)	(I)		
Line No.	Type	Vendor	Rate Case	Audit	Other	Total	Account	Invoice	Description	Period
4,596	Other	C E POWER SOLUTIONS LLC				558.72	570100	10779	Labor	Jan-2012
4,597	Other	C E POWER SOLUTIONS LLC				464.94	562100	10779	Labor	Jan-2012
4,598	Other	C E POWER SOLUTIONS LLC				426.20	562100	10779	Labor	Jan-2012
4,599	Other	C E POWER SOLUTIONS LLC				376.85	562100	10779	Labor	Jan-2012
4,600	Other	C E POWER SOLUTIONS LLC				310.07	582100	10779	Labor	Jan-2012
4,601	Other	C E POWER SOLUTIONS LLC				309.96	570100	10779	Labor	Jan-2012
4,602	Other	C E POWER SOLUTIONS LLC				309.96	592100	10779	Labor	Jan-2012
4,603	Other	C E POWER SOLUTIONS LLC				301.48	570100	10779	Labor	Jan-2012
4,604	Other	C E POWER SOLUTIONS LLC				301.48	582100	10779	Labor	Jan-2012
4,605	Other	C E POWER SOLUTIONS LLC				301.48	582100	10779	Labor	Jan-2012
4,606	Other	C E POWER SOLUTIONS LLC				232.47	570100	10779	Labor	Jan-2012
4,607	Other	C E POWER SOLUTIONS LLC				226.11	570100	10779	Labor	Jan-2012
4,608	Other	C E POWER SOLUTIONS LLC				226.11	570100	10779	Labor	Jan-2012
4,609	Other	C E POWER SOLUTIONS LLC				226.11	582100	10779	Labor	Jan-2012
4,610	Other	C E POWER SOLUTIONS LLC				210.96	562100	10779	Labor	Jan-2012
4,611	Other	C E POWER SOLUTIONS LLC				193.72	570100	10779	Labor	Jan-2012
4,612	Other	C E POWER SOLUTIONS LLC				193.72	570100	10779	Labor	Jan-2012
4,613	Other	C E POWER SOLUTIONS LLC				167.74	562100	10779	Labor	Jan-2012
4,614	Other	C E POWER SOLUTIONS LLC				154.98	562100	10779	Labor	Jan-2012
4,615	Other	C E POWER SOLUTIONS LLC				154.98	562100	10779	Labor	Jan-2012
4,616	Other	C E POWER SOLUTIONS LLC				154.98	562100	10779	Labor	Jan-2012
4,617	Other	C E POWER SOLUTIONS LLC				154.98	582100	10779	Labor	Jan-2012
4,618	Other	C E POWER SOLUTIONS LLC				154.98	582100	10779	Labor	Jan-2012
4,619	Other	C E POWER SOLUTIONS LLC				154.98	582100	10779	Labor	Jan-2012
4,620	Other	C E POWER SOLUTIONS LLC				154.98	582100	10779	Labor	Jan-2012
4,621	Other	C E POWER SOLUTIONS LLC				154.98	582100	10779	Labor	Jan-2012
4,622	Other	C E POWER SOLUTIONS LLC				154.98	582100	10779	Labor	Jan-2012
4,623	Other	C E POWER SOLUTIONS LLC				154.98	582100	10779	Labor	Jan-2012
4,624	Other	C E POWER SOLUTIONS LLC				154.98	582100	10779	Labor	Jan-2012
4,625	Other	C E POWER SOLUTIONS LLC				154.98	582100	10779	Labor	Jan-2012
4,626	Other	C E POWER SOLUTIONS LLC				154.98	582100	10779	Labor	Jan-2012
4,627	Other	C E POWER SOLUTIONS LLC				154.98	582100	10779	Labor	Jan-2012
4,628	Other	C E POWER SOLUTIONS LLC				154.98	582100	10779	Labor	Jan-2012
4,629	Other	C E POWER SOLUTIONS LLC				154.98	582100	10779	Labor	Jan-2012
4,630	Other	C E POWER SOLUTIONS LLC				150.74	570100	10779	Labor	Jan-2012
4,631	Other	C E POWER SOLUTIONS LLC				112.40	588100	10779	Labor	Jan-2012
4,632	Other	C E POWER SOLUTIONS LLC				83.87	582100	10779	Labor	Jan-2012
4,633	Other	C E POWER SOLUTIONS LLC				77.49	570100	10779	Labor	Jan-2012
4,634	Other	C E POWER SOLUTIONS LLC				77.49	592100	10779	Labor	Jan-2012
4,635	Other	C E POWER SOLUTIONS LLC				59.69	595100	10779	Labor	Jan-2012
4,636	Other	C E POWER SOLUTIONS LLC				955.03	595100	10790	Labor	Jan-2012
4,637	Other	C E POWER SOLUTIONS LLC				619.92	570100	10790	Labor	Jan-2012
4,638	Other	C E POWER SOLUTIONS LLC				602.96	562100	10790	Labor	Jan-2012
4,639	Other	C E POWER SOLUTIONS LLC				387.45	592100	10790	Labor	Jan-2012
4,640	Other	C E POWER SOLUTIONS LLC				348.70	562100	10790	Labor	Jan-2012
4,641	Other	C E POWER SOLUTIONS LLC				309.96	562100	10790	Labor	Jan-2012
4,642	Other	C E POWER SOLUTIONS LLC				309.96	562100	10790	Labor	Jan-2012
4,643	Other	C E POWER SOLUTIONS LLC				309.96	562100	10790	Labor	Jan-2012
4,644	Other	C E POWER SOLUTIONS LLC				301.48	562100	10790	Labor	Jan-2012
4,645	Other	C E POWER SOLUTIONS LLC				301.48	570100	10790	Labor	Jan-2012
4,646	Other	C E POWER SOLUTIONS LLC				271.21	562100	10790	Labor	Jan-2012
4,647	Other	C E POWER SOLUTIONS LLC				271.21	562100	10790	Labor	Jan-2012
4,648	Other	C E POWER SOLUTIONS LLC				232.47	582100	10790	Labor	Jan-2012
4,649	Other	C E POWER SOLUTIONS LLC				232.47	582100	10790	Labor	Jan-2012
4,650	Other	C E POWER SOLUTIONS LLC				193.72	582100	10790	Labor	Jan-2012
4,651	Other	C E POWER SOLUTIONS LLC				193.72	582100	10790	Labor	Jan-2012
4,652	Other	C E POWER SOLUTIONS LLC				167.49	573100	10790	Labor	Jan-2012
4,653	Other	C E POWER SOLUTIONS LLC				154.98	582100	10790	Labor	Jan-2012
4,654	Other	C E POWER SOLUTIONS LLC				154.98	582100	10790	Labor	Jan-2012
4,655	Other	C E POWER SOLUTIONS LLC				154.98	582100	10790	Labor	Jan-2012

KENTUCKY UTILITIES COMPANY
Case No. 2012- 00221
Analysis of Professional Services Expenses For the Test Year

(A)	(B)	(C)	(D)	(E)	(F)	(G)	(H)	(I)		
Line No.	Type	Vendor	Rate Case	Audit	Other	Total	Account	Invoice	Description	Period
4,656	Other	C E POWER SOLUTIONS LLC				116.23	582100	10790	Labor	Jan-2012
4,657	Other	C E POWER SOLUTIONS LLC				101.58	588100	10790	Labor	Jan-2012
4,658	Other	C E POWER SOLUTIONS LLC				1,161.68	582100	10798	Labor	Feb-2012
4,659	Other	C E POWER SOLUTIONS LLC				684.56	562100	10798	Labor	Feb-2012
4,660	Other	C E POWER SOLUTIONS LLC				619.92	562100	10798	Labor	Feb-2012
4,661	Other	C E POWER SOLUTIONS LLC				602.96	582100	10798	Labor	Feb-2012
4,662	Other	C E POWER SOLUTIONS LLC				581.17	562100	10798	Labor	Feb-2012
4,663	Other	C E POWER SOLUTIONS LLC				542.43	562100	10798	Labor	Feb-2012
4,664	Other	C E POWER SOLUTIONS LLC				452.22	562100	10798	Labor	Feb-2012
4,665	Other	C E POWER SOLUTIONS LLC				423.88	582100	10798	Labor	Feb-2012
4,666	Other	C E POWER SOLUTIONS LLC				387.45	582100	10798	Labor	Feb-2012
4,667	Other	C E POWER SOLUTIONS LLC				313.94	592100	10798	Labor	Feb-2012
4,668	Other	C E POWER SOLUTIONS LLC				309.96	562100	10798	Labor	Feb-2012
4,669	Other	C E POWER SOLUTIONS LLC				309.96	562100	10798	Labor	Feb-2012
4,670	Other	C E POWER SOLUTIONS LLC				309.96	570100	10798	Labor	Feb-2012
4,671	Other	C E POWER SOLUTIONS LLC				309.96	570100	10798	Labor	Feb-2012
4,672	Other	C E POWER SOLUTIONS LLC				309.96	582100	10798	Labor	Feb-2012
4,673	Other	C E POWER SOLUTIONS LLC				301.48	562100	10798	Labor	Feb-2012
4,674	Other	C E POWER SOLUTIONS LLC				301.48	570100	10798	Labor	Feb-2012
4,675	Other	C E POWER SOLUTIONS LLC				301.48	582100	10798	Labor	Feb-2012
4,676	Other	C E POWER SOLUTIONS LLC				301.48	582100	10798	Labor	Feb-2012
4,677	Other	C E POWER SOLUTIONS LLC				301.48	582100	10798	Labor	Feb-2012
4,678	Other	C E POWER SOLUTIONS LLC				301.48	582100	10798	Labor	Feb-2012
4,679	Other	C E POWER SOLUTIONS LLC				301.48	582100	10798	Labor	Feb-2012
4,680	Other	C E POWER SOLUTIONS LLC				301.48	582100	10798	Labor	Feb-2012
4,681	Other	C E POWER SOLUTIONS LLC				301.48	582100	10798	Labor	Feb-2012
4,682	Other	C E POWER SOLUTIONS LLC				301.48	582100	10798	Labor	Feb-2012
4,683	Other	C E POWER SOLUTIONS LLC				296.55	592100	10798	Labor	Feb-2012
4,684	Other	C E POWER SOLUTIONS LLC				279.36	562100	10798	Labor	Feb-2012
4,685	Other	C E POWER SOLUTIONS LLC				279.36	562100	10798	Labor	Feb-2012
4,686	Other	C E POWER SOLUTIONS LLC				279.36	562100	10798	Labor	Feb-2012
4,687	Other	C E POWER SOLUTIONS LLC				279.36	570100	10798	Labor	Feb-2012
4,688	Other	C E POWER SOLUTIONS LLC				279.36	582100	10798	Labor	Feb-2012
4,689	Other	C E POWER SOLUTIONS LLC				279.36	582100	10798	Labor	Feb-2012
4,690	Other	C E POWER SOLUTIONS LLC				279.36	582100	10798	Labor	Feb-2012
4,691	Other	C E POWER SOLUTIONS LLC				279.36	582100	10798	Labor	Feb-2012
4,692	Other	C E POWER SOLUTIONS LLC				279.36	582100	10798	Labor	Feb-2012
4,693	Other	C E POWER SOLUTIONS LLC				279.36	592100	10798	Labor	Feb-2012
4,694	Other	C E POWER SOLUTIONS LLC				271.21	562100	10798	Labor	Feb-2012
4,695	Other	C E POWER SOLUTIONS LLC				244.44	582100	10798	Labor	Feb-2012
4,696	Other	C E POWER SOLUTIONS LLC				243.61	588100	10798	Labor	Feb-2012
4,697	Other	C E POWER SOLUTIONS LLC				232.47	562100	10798	Labor	Feb-2012
4,698	Other	C E POWER SOLUTIONS LLC				232.47	562100	10798	Labor	Feb-2012
4,699	Other	C E POWER SOLUTIONS LLC				232.47	570100	10798	Labor	Feb-2012
4,700	Other	C E POWER SOLUTIONS LLC				232.47	570100	10798	Labor	Feb-2012
4,701	Other	C E POWER SOLUTIONS LLC				232.47	570100	10798	Labor	Feb-2012
4,702	Other	C E POWER SOLUTIONS LLC				232.47	592100	10798	Labor	Feb-2012
4,703	Other	C E POWER SOLUTIONS LLC				226.11	582100	10798	Labor	Feb-2012
4,704	Other	C E POWER SOLUTIONS LLC				209.52	562100	10798	Labor	Feb-2012
4,705	Other	C E POWER SOLUTIONS LLC				154.98	562100	10798	Labor	Feb-2012
4,706	Other	C E POWER SOLUTIONS LLC				154.98	562100	10798	Labor	Feb-2012
4,707	Other	C E POWER SOLUTIONS LLC				154.98	570100	10798	Labor	Feb-2012
4,708	Other	C E POWER SOLUTIONS LLC				154.98	582100	10798	Labor	Feb-2012
4,709	Other	C E POWER SOLUTIONS LLC				154.98	582100	10798	Labor	Feb-2012
4,710	Other	C E POWER SOLUTIONS LLC				139.68	562100	10798	Labor	Feb-2012
4,711	Other	C E POWER SOLUTIONS LLC				139.68	570100	10798	Labor	Feb-2012
4,712	Other	C E POWER SOLUTIONS LLC				139.68	582100	10798	Labor	Feb-2012
4,713	Other	C E POWER SOLUTIONS LLC				139.68	582100	10798	Labor	Feb-2012
4,714	Other	C E POWER SOLUTIONS LLC				139.68	582100	10798	Labor	Feb-2012
4,715	Other	C E POWER SOLUTIONS LLC				139.68	582100	10798	Labor	Feb-2012

KENTUCKY UTILITIES COMPANY
Case No. 2012- 00221
Analysis of Professional Services Expenses For the Test Year

(A)	(B)	(C)	(D)	(E)	(F)	(G)	(H)	(I)		
Line No.	Type	Vendor	Rate Case	Audit	Other	Total	Account	Invoice	Description	Period
4,776	Other	C E POWER SOLUTIONS LLC				121.53	582100	10813	CE POWER, KU SUBSTATION MAINTENANCE LABOR INVOICE 10813, 2/5/2012	Feb-2012
4,777	Other	C E POWER SOLUTIONS LLC				121.53	592100	10813	CE POWER, KU SUBSTATION MAINTENANCE LABOR INVOICE 10813, 2/5/2012	Feb-2012
4,778	Other	C E POWER SOLUTIONS LLC				81.02	570100	10813	CE POWER, KU SUBSTATION MAINTENANCE LABOR INVOICE 10813, 2/5/2012	Feb-2012
4,779	Other	C E POWER SOLUTIONS LLC				81.02	582100	10813	CE POWER, KU SUBSTATION MAINTENANCE LABOR INVOICE 10813, 2/5/2012	Feb-2012
4,780	Other	C E POWER SOLUTIONS LLC				11,990.00	513100	10829	2012 OUTAGE TRANSFORMER TESTING	Feb-2012
4,781	Other	C E POWER SOLUTIONS LLC				73,760.00	513100	10832	EQUIPMENT FOR GH U1 GSU REGASKET 2012	Feb-2012
4,782	Other	C E POWER SOLUTIONS LLC				38,702.00	513100	10832	LABOR FOR GH U1 GSU REGASKET 2012	Feb-2012
4,783	Other	C E POWER SOLUTIONS LLC				5,037.09	592100	10834	CE POWER, KU SUBSTATION MAINTENANCE LABOR INVOICE 10834, 2/19/2012	MAR-2012
4,784	Other	C E POWER SOLUTIONS LLC				1,053.26	562100	10834	CE POWER, KU SUBSTATION MAINTENANCE LABOR INVOICE 10834, 2/19/2012	MAR-2012
4,785	Other	C E POWER SOLUTIONS LLC				930.80	592100	10834	CE POWER, KU SUBSTATION MAINTENANCE LABOR INVOICE 10834, 2/19/2012	MAR-2012
4,786	Other	C E POWER SOLUTIONS LLC				810.20	562100	10834	CE POWER, KU SUBSTATION MAINTENANCE LABOR INVOICE 10834, 2/19/2012	MAR-2012
4,787	Other	C E POWER SOLUTIONS LLC				737.84	570100	10834	CE POWER, KU SUBSTATION MAINTENANCE LABOR INVOICE 10834, 2/19/2012	MAR-2012
4,788	Other	C E POWER SOLUTIONS LLC				648.16	562100	10834	CE POWER, KU SUBSTATION MAINTENANCE LABOR INVOICE 10834, 2/19/2012	MAR-2012
4,789	Other	C E POWER SOLUTIONS LLC				607.65	562100	10834	CE POWER, KU SUBSTATION MAINTENANCE LABOR INVOICE 10834, 2/19/2012	MAR-2012
4,790	Other	C E POWER SOLUTIONS LLC				567.14	562100	10834	CE POWER, KU SUBSTATION MAINTENANCE LABOR INVOICE 10834, 2/19/2012	MAR-2012
4,791	Other	C E POWER SOLUTIONS LLC				486.12	562100	10834	CE POWER, KU SUBSTATION MAINTENANCE LABOR INVOICE 10834, 2/19/2012	MAR-2012
4,792	Other	C E POWER SOLUTIONS LLC				424.80	570100	10834	CE POWER, KU SUBSTATION MAINTENANCE LABOR INVOICE 10834, 2/19/2012	MAR-2012
4,793	Other	C E POWER SOLUTIONS LLC				392.62	570100	10834	CE POWER, KU SUBSTATION MAINTENANCE LABOR INVOICE 10834, 2/19/2012	MAR-2012
4,794	Other	C E POWER SOLUTIONS LLC				368.92	570100	10834	CE POWER, KU SUBSTATION MAINTENANCE LABOR INVOICE 10834, 2/19/2012	MAR-2012
4,795	Other	C E POWER SOLUTIONS LLC				368.92	570100	10834	CE POWER, KU SUBSTATION MAINTENANCE LABOR INVOICE 10834, 2/19/2012	MAR-2012
4,796	Other	C E POWER SOLUTIONS LLC				364.59	592100	10834	CE POWER, KU SUBSTATION MAINTENANCE LABOR INVOICE 10834, 2/19/2012	MAR-2012
4,797	Other	C E POWER SOLUTIONS LLC				324.08	562100	10834	CE POWER, KU SUBSTATION MAINTENANCE LABOR INVOICE 10834, 2/19/2012	MAR-2012
4,798	Other	C E POWER SOLUTIONS LLC				324.08	562100	10834	CE POWER, KU SUBSTATION MAINTENANCE LABOR INVOICE 10834, 2/19/2012	MAR-2012
4,799	Other	C E POWER SOLUTIONS LLC				324.08	582100	10834	CE POWER, KU SUBSTATION MAINTENANCE LABOR INVOICE 10834, 2/19/2012	MAR-2012
4,800	Other	C E POWER SOLUTIONS LLC				324.08	582100	10834	CE POWER, KU SUBSTATION MAINTENANCE LABOR INVOICE 10834, 2/19/2012	MAR-2012
4,801	Other	C E POWER SOLUTIONS LLC				324.08	582100	10834	CE POWER, KU SUBSTATION MAINTENANCE LABOR INVOICE 10834, 2/19/2012	MAR-2012
4,802	Other	C E POWER SOLUTIONS LLC				324.08	592100	10834	CE POWER, KU SUBSTATION MAINTENANCE LABOR INVOICE 10834, 2/19/2012	MAR-2012
4,803	Other	C E POWER SOLUTIONS LLC				315.29	588100	10834	CE POWER, KU SUBSTATION MAINTENANCE LABOR INVOICE 10834, 2/19/2012	MAR-2012
4,804	Other	C E POWER SOLUTIONS LLC				286.40	562100	10834	CE POWER, KU SUBSTATION MAINTENANCE LABOR INVOICE 10834, 2/19/2012	MAR-2012
4,805	Other	C E POWER SOLUTIONS LLC				286.40	562100	10834	CE POWER, KU SUBSTATION MAINTENANCE LABOR INVOICE 10834, 2/19/2012	MAR-2012
4,806	Other	C E POWER SOLUTIONS LLC				286.40	562100	10834	CE POWER, KU SUBSTATION MAINTENANCE LABOR INVOICE 10834, 2/19/2012	MAR-2012
4,807	Other	C E POWER SOLUTIONS LLC				286.40	570100	10834	CE POWER, KU SUBSTATION MAINTENANCE LABOR INVOICE 10834, 2/19/2012	MAR-2012
4,808	Other	C E POWER SOLUTIONS LLC				286.40	582100	10834	CE POWER, KU SUBSTATION MAINTENANCE LABOR INVOICE 10834, 2/19/2012	MAR-2012

KENTUCKY UTILITIES COMPANY
Case No. 2012- 00221
Analysis of Professional Services Expenses For the Test Year

(A)		(B)	(C)	(D)	(E)	(F)	(G)	(H)	(I)	
Line No.	Type	Vendor	Rate Case	Audit	Other	Total	Account	Invoice	Description	Period
4,809	Other	C E POWER SOLUTIONS LLC				283.57	562100	10834	CE POWER, KU SUBSTATION MAINTENANCE LABOR INVOICE 10834, 2/19/2012	MAR-2012
4,810	Other	C E POWER SOLUTIONS LLC				265.63	592100	10834	CE POWER, KU SUBSTATION MAINTENANCE LABOR INVOICE 10834, 2/19/2012	MAR-2012
4,811	Other	C E POWER SOLUTIONS LLC				250.60	562100	10834	CE POWER, KU SUBSTATION MAINTENANCE LABOR INVOICE 10834, 2/19/2012	MAR-2012
4,812	Other	C E POWER SOLUTIONS LLC				243.06	562100	10834	CE POWER, KU SUBSTATION MAINTENANCE LABOR INVOICE 10834, 2/19/2012	MAR-2012
4,813	Other	C E POWER SOLUTIONS LLC				243.06	562100	10834	CE POWER, KU SUBSTATION MAINTENANCE LABOR INVOICE 10834, 2/19/2012	MAR-2012
4,814	Other	C E POWER SOLUTIONS LLC				243.06	582100	10834	CE POWER, KU SUBSTATION MAINTENANCE LABOR INVOICE 10834, 2/19/2012	MAR-2012
4,815	Other	C E POWER SOLUTIONS LLC				243.06	582100	10834	CE POWER, KU SUBSTATION MAINTENANCE LABOR INVOICE 10834, 2/19/2012	MAR-2012
4,816	Other	C E POWER SOLUTIONS LLC				243.06	582100	10834	CE POWER, KU SUBSTATION MAINTENANCE LABOR INVOICE 10834, 2/19/2012	MAR-2012
4,817	Other	C E POWER SOLUTIONS LLC				243.06	582100	10834	CE POWER, KU SUBSTATION MAINTENANCE LABOR INVOICE 10834, 2/19/2012	MAR-2012
4,818	Other	C E POWER SOLUTIONS LLC				243.06	582100	10834	CE POWER, KU SUBSTATION MAINTENANCE LABOR INVOICE 10834, 2/19/2012	MAR-2012
4,819	Other	C E POWER SOLUTIONS LLC				214.80	582100	10834	CE POWER, KU SUBSTATION MAINTENANCE LABOR INVOICE 10834, 2/19/2012	MAR-2012
4,820	Other	C E POWER SOLUTIONS LLC				214.80	582100	10834	CE POWER, KU SUBSTATION MAINTENANCE LABOR INVOICE 10834, 2/19/2012	MAR-2012
4,821	Other	C E POWER SOLUTIONS LLC				200.08	582100	10834	CE POWER, KU SUBSTATION MAINTENANCE LABOR INVOICE 10834, 2/19/2012	MAR-2012
4,822	Other	C E POWER SOLUTIONS LLC				200.08	582100	10834	CE POWER, KU SUBSTATION MAINTENANCE LABOR INVOICE 10834, 2/19/2012	MAR-2012
4,823	Other	C E POWER SOLUTIONS LLC				200.08	582100	10834	CE POWER, KU SUBSTATION MAINTENANCE LABOR INVOICE 10834, 2/19/2012	MAR-2012
4,824	Other	C E POWER SOLUTIONS LLC				200.08	582100	10834	CE POWER, KU SUBSTATION MAINTENANCE LABOR INVOICE 10834, 2/19/2012	MAR-2012
4,825	Other	C E POWER SOLUTIONS LLC				200.08	582100	10834	CE POWER, KU SUBSTATION MAINTENANCE LABOR INVOICE 10834, 2/19/2012	MAR-2012
4,826	Other	C E POWER SOLUTIONS LLC				175.07	582100	10834	CE POWER, KU SUBSTATION MAINTENANCE LABOR INVOICE 10834, 2/19/2012	MAR-2012
4,827	Other	C E POWER SOLUTIONS LLC				162.04	562100	10834	CE POWER, KU SUBSTATION MAINTENANCE LABOR INVOICE 10834, 2/19/2012	MAR-2012
4,828	Other	C E POWER SOLUTIONS LLC				162.04	562100	10834	CE POWER, KU SUBSTATION MAINTENANCE LABOR INVOICE 10834, 2/19/2012	MAR-2012
4,829	Other	C E POWER SOLUTIONS LLC				162.04	562100	10834	CE POWER, KU SUBSTATION MAINTENANCE LABOR INVOICE 10834, 2/19/2012	MAR-2012
4,830	Other	C E POWER SOLUTIONS LLC				162.04	582100	10834	CE POWER, KU SUBSTATION MAINTENANCE LABOR INVOICE 10834, 2/19/2012	MAR-2012
4,831	Other	C E POWER SOLUTIONS LLC				162.04	582100	10834	CE POWER, KU SUBSTATION MAINTENANCE LABOR INVOICE 10834, 2/19/2012	MAR-2012
4,832	Other	C E POWER SOLUTIONS LLC				162.04	582100	10834	CE POWER, KU SUBSTATION MAINTENANCE LABOR INVOICE 10834, 2/19/2012	MAR-2012
4,833	Other	C E POWER SOLUTIONS LLC				162.04	582100	10834	CE POWER, KU SUBSTATION MAINTENANCE LABOR INVOICE 10834, 2/19/2012	MAR-2012
4,834	Other	C E POWER SOLUTIONS LLC				162.04	582100	10834	CE POWER, KU SUBSTATION MAINTENANCE LABOR INVOICE 10834, 2/19/2012	MAR-2012
4,835	Other	C E POWER SOLUTIONS LLC				162.04	582100	10834	CE POWER, KU SUBSTATION MAINTENANCE LABOR INVOICE 10834, 2/19/2012	MAR-2012
4,836	Other	C E POWER SOLUTIONS LLC				143.20	562100	10834	CE POWER, KU SUBSTATION MAINTENANCE LABOR INVOICE 10834, 2/19/2012	MAR-2012
4,837	Other	C E POWER SOLUTIONS LLC				143.20	570100	10834	CE POWER, KU SUBSTATION MAINTENANCE LABOR INVOICE 10834, 2/19/2012	MAR-2012
4,838	Other	C E POWER SOLUTIONS LLC				121.53	592100	10834	CE POWER, KU SUBSTATION MAINTENANCE LABOR INVOICE 10834, 2/19/2012	MAR-2012

KENTUCKY UTILITIES COMPANY
Case No. 2012- 00221
Analysis of Professional Services Expenses For the Test Year

(A)	(B)	(C)	(D)	(E)	(F)	(G)	(H)	(I)		
Line No.	Type	Vendor	Rate Case	Audit	Other	Total	Account	Invoice	Description	Period
4,891	Other	C E POWER SOLUTIONS LLC				162.04	562100	10835	CE POWER, KU SUBSTATION MAINTENANCE LABOR INVOICE 10835, 3/4/2012	MAR-2012
4,892	Other	C E POWER SOLUTIONS LLC				162.04	562100	10835	CE POWER, KU SUBSTATION MAINTENANCE LABOR INVOICE 10835, 3/4/2012	MAR-2012
4,893	Other	C E POWER SOLUTIONS LLC				162.04	570100	10835	CE POWER, KU SUBSTATION MAINTENANCE LABOR INVOICE 10835, 3/4/2012	MAR-2012
4,894	Other	C E POWER SOLUTIONS LLC				162.04	582100	10835	CE POWER, KU SUBSTATION MAINTENANCE LABOR INVOICE 10835, 3/4/2012	MAR-2012
4,895	Other	C E POWER SOLUTIONS LLC				162.04	582100	10835	CE POWER, KU SUBSTATION MAINTENANCE LABOR INVOICE 10835, 3/4/2012	MAR-2012
4,896	Other	C E POWER SOLUTIONS LLC				162.04	582100	10835	CE POWER, KU SUBSTATION MAINTENANCE LABOR INVOICE 10835, 3/4/2012	MAR-2012
4,897	Other	C E POWER SOLUTIONS LLC				162.04	582100	10835	CE POWER, KU SUBSTATION MAINTENANCE LABOR INVOICE 10835, 3/4/2012	MAR-2012
4,898	Other	C E POWER SOLUTIONS LLC				162.04	582100	10835	CE POWER, KU SUBSTATION MAINTENANCE LABOR INVOICE 10835, 3/4/2012	MAR-2012
4,899	Other	C E POWER SOLUTIONS LLC				162.04	592100	10835	CE POWER, KU SUBSTATION MAINTENANCE LABOR INVOICE 10835, 3/4/2012	MAR-2012
4,900	Other	C E POWER SOLUTIONS LLC				162.04	582100	10835	CE POWER, KU SUBSTATION MAINTENANCE LABOR INVOICE 10835, 3/4/2012	MAR-2012
4,901	Other	C E POWER SOLUTIONS LLC				143.20	582100	10835	CE POWER, KU SUBSTATION MAINTENANCE LABOR INVOICE 10835, 3/4/2012	MAR-2012
4,902	Other	C E POWER SOLUTIONS LLC				121.53	592100	10835	CE POWER, KU SUBSTATION MAINTENANCE LABOR INVOICE 10835, 3/4/2012	MAR-2012
4,903	Other	C E POWER SOLUTIONS LLC				100.04	582100	10835	CE POWER, KU SUBSTATION MAINTENANCE LABOR INVOICE 10835, 3/4/2012	MAR-2012
4,904	Other	C E POWER SOLUTIONS LLC				100.04	582100	10835	CE POWER, KU SUBSTATION MAINTENANCE LABOR INVOICE 10835, 3/4/2012	MAR-2012
4,905	Other	C E POWER SOLUTIONS LLC				100.04	582100	10835	CE POWER, KU SUBSTATION MAINTENANCE LABOR INVOICE 10835, 3/4/2012	MAR-2012
4,906	Other	C E POWER SOLUTIONS LLC				100.04	582100	10835	CE POWER, KU SUBSTATION MAINTENANCE LABOR INVOICE 10835, 3/4/2012	MAR-2012
4,907	Other	C E POWER SOLUTIONS LLC				100.04	582100	10835	CE POWER, KU SUBSTATION MAINTENANCE LABOR INVOICE 10835, 3/4/2012	MAR-2012
4,908	Other	C E POWER SOLUTIONS LLC				100.04	582100	10835	CE POWER, KU SUBSTATION MAINTENANCE LABOR INVOICE 10835, 3/4/2012	MAR-2012
4,909	Other	C E POWER SOLUTIONS LLC				100.04	582100	10835	CE POWER, KU SUBSTATION MAINTENANCE LABOR INVOICE 10835, 3/4/2012	MAR-2012
4,910	Other	C E POWER SOLUTIONS LLC				100.04	582100	10835	CE POWER, KU SUBSTATION MAINTENANCE LABOR INVOICE 10835, 3/4/2012	MAR-2012
4,911	Other	C E POWER SOLUTIONS LLC				100.04	582100	10835	CE POWER, KU SUBSTATION MAINTENANCE LABOR INVOICE 10835, 3/4/2012	MAR-2012
4,912	Other	C E POWER SOLUTIONS LLC				100.04	582100	10835	CE POWER, KU SUBSTATION MAINTENANCE LABOR INVOICE 10835, 3/4/2012	MAR-2012
4,913	Other	C E POWER SOLUTIONS LLC				100.04	582100	10835	CE POWER, KU SUBSTATION MAINTENANCE LABOR INVOICE 10835, 3/4/2012	MAR-2012
4,914	Other	C E POWER SOLUTIONS LLC				100.04	582100	10835	CE POWER, KU SUBSTATION MAINTENANCE LABOR INVOICE 10835, 3/4/2012	MAR-2012
4,915	Other	C E POWER SOLUTIONS LLC				100.04	582100	10835	CE POWER, KU SUBSTATION MAINTENANCE LABOR INVOICE 10835, 3/4/2012	MAR-2012
4,916	Other	C E POWER SOLUTIONS LLC				100.04	582100	10835	CE POWER, KU SUBSTATION MAINTENANCE LABOR INVOICE 10835, 3/4/2012	MAR-2012
4,917	Other	C E POWER SOLUTIONS LLC				100.04	582100	10835	CE POWER, KU SUBSTATION MAINTENANCE LABOR INVOICE 10835, 3/4/2012	MAR-2012
4,918	Other	C E POWER SOLUTIONS LLC				100.04	582100	10835	CE POWER, KU SUBSTATION MAINTENANCE LABOR INVOICE 10835, 3/4/2012	MAR-2012
4,919	Other	C E POWER SOLUTIONS LLC				100.04	592100	10835	CE POWER, KU SUBSTATION MAINTENANCE LABOR INVOICE 10835, 3/4/2012	MAR-2012
4,920	Other	C E POWER SOLUTIONS LLC				81.02	562100	10835	CE POWER, KU SUBSTATION MAINTENANCE LABOR INVOICE 10835, 3/4/2012	MAR-2012
4,921	Other	C E POWER SOLUTIONS LLC				81.02	562100	10835	CE POWER, KU SUBSTATION MAINTENANCE LABOR INVOICE 10835, 3/4/2012	MAR-2012
4,922	Other	C E POWER SOLUTIONS LLC				81.02	562100	10835	CE POWER, KU SUBSTATION MAINTENANCE LABOR INVOICE 10835, 3/4/2012	MAR-2012
4,923	Other	C E POWER SOLUTIONS LLC				81.02	562100	10835	CE POWER, KU SUBSTATION MAINTENANCE LABOR INVOICE 10835, 3/4/2012	MAR-2012
4,924	Other	C E POWER SOLUTIONS LLC				81.02	582100	10835	CE POWER, KU SUBSTATION MAINTENANCE LABOR INVOICE 10835, 3/4/2012	MAR-2012
4,925	Other	C E POWER SOLUTIONS LLC				81.02	582100	10835	CE POWER, KU SUBSTATION MAINTENANCE LABOR INVOICE 10835, 3/4/2012	MAR-2012
4,926	Other	C E POWER SOLUTIONS LLC				81.02	582100	10835	CE POWER, KU SUBSTATION MAINTENANCE LABOR INVOICE 10835, 3/4/2012	MAR-2012
4,927	Other	C E POWER SOLUTIONS LLC				81.02	582100	10835	CE POWER, KU SUBSTATION MAINTENANCE LABOR INVOICE 10835, 3/4/2012	MAR-2012
4,928	Other	C E POWER SOLUTIONS LLC				81.02	592100	10835	CE POWER, KU SUBSTATION MAINTENANCE LABOR INVOICE 10835, 3/4/2012	MAR-2012
4,929	Other	C E POWER SOLUTIONS LLC				75.03	582100	10835	CE POWER, KU SUBSTATION MAINTENANCE LABOR INVOICE 10835, 3/4/2012	MAR-2012
4,930	Other	C E POWER SOLUTIONS LLC				145.28	582100	10836	Invoice 10836	MAR-2012
4,931	Other	C E POWER SOLUTIONS LLC				59,130.00	513100	107556	GHENT 4KV SWITCHGEAR BUS REINSULATION PROJECT	Feb-2012
4,932	Other	C E POWER SOLUTIONS LLC				39,420.00	513100	107556	GHENT 4KV SWITCHGEAR BUS REINSULATION PROJECT	Feb-2012
4,933	Other	C E POWER SOLUTIONS LLC				31,110.00	513100	107575	GHENT 4KV SWITCHGEAR BUS REINSULATION PROJECT	MAR-2012
4,934	Other	C E POWER SOLUTIONS LLC				25,690.00	513100	107575	GHENT 4KV SWITCHGEAR BUS REINSULATION PROJECT	MAR-2012
4,935	Other	C E POWER SOLUTIONS LLC				6,030.00	553100	10616A	BATTERY LOAD TEST FOR UNIT 6 (2@3015/EA)	Dec-2011
4,936	Other	C R CABLE CONSTRUCTION INC				2,800.00	593002	KUB0805	INV KUB0805	OCT-2011
4,937	Other	CADRE COMPUTER RESOURCES CO				35.06	561590	0021554IN	CORRECT SALES TAX Secure ID Hardware Token for Remote Access (Client must fill out AIM Form *remote Access for emps & int contractors (OWA,VPN) or Remote Access for Ext Vendor	Jun-2011
4,938	Other	CADRE COMPUTER RESOURCES CO				20.62	921902	0022027IN	Secure ID Software Token for Smart Phone ONLY (Client must fill out AIM Form *remote Access for emps & int contractors (OWA,VPN) or Remote access for Ext Vendor	OCT-2011
4,939	Other	CALDWELL TANKS INC				2,425.00	553100	Z73841	REMOVAL AND INSTALLATION OF COMP SEALS (2 DAYS)	Jun-2011
4,940	Other	CAMACK CONSULTING INC				2,899.23	901900	E120223C	IVR Consultation - Professional Services (\$5,000) and expenses (\$738.78)	MAR-2012
4,941	Other	CAMPBELL-KYUREGHYAN, NAIRA				856.47	923900	11	Dr. Campbell-kyureghyan Services	AUG-2011
4,942	Other	CANNON TECHNOLOGIES INC				74,000.00	908005	910888442	LCR5000 w. two 5 amp relays and with TrueCycle option on relay 1 With new LG&E KU logo Frequencies 929.9375 & 929.6125	Jun-2011
4,943	Other	CANNON TECHNOLOGIES INC				1,480.00	908005	910888442	Standard 2 % Freight	Jun-2011

KENTUCKY UTILITIES COMPANY
Case No. 2012- 00221
Analysis of Professional Services Expenses For the Test Year

(A)	(B)	(C)	(D)	(E)	(F)	(G)	(H)	(I)		
Line No.	Type	Vendor	Rate Case	Audit	Other	Total	Account	Invoice	Description	Period
4,944	Other	CANNON TECHNOLOGIES INC				3,378.24	908005	911055462	PALM.CANNON RUGGED.ACEECA RUGGED DIG ASSIST.SERIAL PORT BLUE MEZ1000-RDA-CFS-US	JUL-2011
4,945	Other	CANNON TECHNOLOGIES INC				140.76	908005	911055462	PALM.CANNON RUGGED.ACEECA RUGGED DIG ASSIST.SERIAL PORT BLUE MEZ1000-RDA-CFS-US	JUL-2011
4,946	Other	CANNON TECHNOLOGIES INC				106,560.00	908005	911450177	LCR4500 w. two 5 amp relays VHF and with TrueCycle option on relay 1 with new LG&E KU Logo, Frequency 152.48 Cap Code 281726, Frequency 152.03 Cap Code 920888	AUG-2011
4,947	Other	CANNON TECHNOLOGIES INC				4,440.00	908005	911450177	LCR4500 w. two 5 amp relays VHF and with TrueCycle option on relay 1 with new LG&E KU Logo, Frequency 152.48 Cap Code 281726, Frequency 152.03 Cap Code 920888	AUG-2011
4,948	Other	CANNON TECHNOLOGIES INC				2,131.20	908005	911450177	SN 408001582-408004581	AUG-2011
4,949	Other	CANNON TECHNOLOGIES INC				88.80	908005	911450177	SN 408001582-408004581	AUG-2011
4,950	Other	CANNON TECHNOLOGIES INC				35,520.00	908005	911475118	LCR5000 w. two 5 amp relays and with TrueCycle option on relay 1 With new LG&E KU logo Frequencies 929.9375 & 929.6125	AUG-2011
4,951	Other	CANNON TECHNOLOGIES INC				1,480.00	908005	911475118	LCR5000 w. two 5 amp relays and with TrueCycle option on relay 1 With new LG&E KU logo Frequencies 929.9375 & 929.6125	AUG-2011
4,952	Other	CANNON TECHNOLOGIES INC				710.40	908005	911475118	SN: 503117005-503118004	AUG-2011
4,953	Other	CANNON TECHNOLOGIES INC				29.60	908005	911475118	SN: 503117005-503118004	AUG-2011
4,954	Other	CARE SAFETY LLC				495.00	506100	5465224	Labor to Repair Miller MR 50G-50' SRL	MAR-2012
4,955	Other	CARROLL COUNTY MEMORIAL HOSPITAL				677.00	506100	400013601012012	MEDICAL SERVICES AT GHENT FOR 2012	Feb-2012
4,956	Other	CARROLL COUNTY MEMORIAL HOSPITAL				837.00	506100	400013602012012	MEDICAL SERVICES AT GHENT FOR 2012	Feb-2012
4,957	Other	CARROLL COUNTY MEMORIAL HOSPITAL				497.00	506100	400013603012012	MEDICAL SERVICES AT GHENT FOR 2012	MAR-2012
4,958	Other	CARROLL COUNTY MEMORIAL HOSPITAL				1,165.00	506100	400013604012011	MEDICAL SERVICES AT GHENT FOR 2011	APR-2011
4,959	Other	CARROLL COUNTY MEMORIAL HOSPITAL				1,392.00	506100	400013606012011	MEDICAL SERVICES AT GHENT FOR 2011	JUL-2011
4,960	Other	CARROLL COUNTY MEMORIAL HOSPITAL				771.00	506100	400013607012011	MEDICAL SERVICES AT GHENT FOR 2011	JUL-2011
4,961	Other	CARROLL COUNTY MEMORIAL HOSPITAL				1,005.00	506100	400013608012011	MEDICAL SERVICES AT GHENT FOR 2011	AUG-2011
4,962	Other	CARROLL COUNTY MEMORIAL HOSPITAL				2,732.00	506100	400013609012011	MEDICAL SERVICES AT GHENT FOR 2011	SEP-2011
4,963	Other	CARROLL COUNTY MEMORIAL HOSPITAL				754.00	506100	400013610012011	MEDICAL SERVICES AT GHENT FOR 2011	OCT-2011
4,964	Other	CARROLL COUNTY MEMORIAL HOSPITAL				730.00	506100	400013611012011	MEDICAL SERVICES AT GHENT FOR 2011	NOV-2011
4,965	Other	CARROLL COUNTY MEMORIAL HOSPITAL				425.00	506100	400013612012011	MEDICAL SERVICES AT GHENT FOR 2011	Jan-2012
4,966	Other	CARROLL COUNTY MEMORIAL HOSPITAL				57.85	500900	400013609012011A	Payment of Invoice 400013609012011 for Randy Scott at Ghent	OCT-2011
4,967	Other	CARROLL COUNTY MEMORIAL HOSPITAL				75.00	506100	400013612012011A	MEDICAL SERVICES AT GHENT FOR 2011	Jan-2012
4,968	Other	CARROLL COUNTY MEMORIAL HOSPITAL				320.00	506100	400013612012011B	MEDICAL SERVICES AT GHENT FOR 2012	MAR-2012
4,969	Other	Cash Management				7,840.00	921003	J042-0110-0212 Adjustment USD	ACC RUE PPL IC CHGS MOODY'S	Feb-2012
4,970	Other	Cash Management				8,711.11	921003	J042-0110-0811 Adjustment USD	ACC RUE PPL IC CHGS MOODY'S	AUG-2011
4,971	Other	Cash Management				8,711.11	921003	J042-0110-1011 Adjustment USD	ACC RUE PPL IC CHGS MOODY'S	OCT-2011
4,972	Other	Cash Management				8,711.11	921003	J043-0110-0611 Adjustment USD	PPL IC MOODY'S IN#1791839000 4/21/11	Jun-2011
4,973	Other	Cash Management				(6,495.54)	588100	J100-0110-0112 Adjustment USD	Reclass charges to 107001 acct.	Jan-2012
4,974	Other	Cash Management				(4,394.30)	588100	J100-0110-0611 Adjustment USD	TRANSFER CHARGES TO DIFFERENT PROJECT/TASK	Jun-2011
4,975	Other	CATALYST AIR MANAGEMENT INC				(30,000.00)	554100	Reverses *J701-0110-0311 Adjustment USD	Catalyst Air Management Inc	APR-2011
4,976	Other	CATALYST AIR MANAGEMENT INC				(30,000.00)	554100	Reverses *J701-0110-0311 Adjustment USD	Catalyst Air Management Inc	APR-2011
4,977	Other	CENTRAL KY REGIONAL JOBS TRAINING CONSORTIUM				3,950.00	588100	CENTRA011912	inv 01192012	Feb-2012
4,978	Other	CFM/VR TESCO LLC				22,040.83	512100	52448	T/M AUTHORIZATION FOR WORK ON 06/17 THROUGH 06/19/11	JUL-2011
4,979	Other	CFW ASSOCIATED ENGINEERS INC				1,159.50	935402	45901001	INV 459-01-001 1/11/12 MT Sterling Storerom SPCC Containment plan	Feb-2012
4,980	Other	CHARTWELL INC				6,497.50	930903	28443	Chartwell Outage Communication Research Fee	SEP-2011
4,981	Other	CHILTONS LAWN AND MAINTENANCE LLC				16,254.90	506100	9470	Annual Mowing for EW Brown	APR-2011
4,982	Other	CHILTONS LAWN AND MAINTENANCE LLC				1,872.55	542100	9470	Annual Mowing for EW Brown	APR-2011
4,983	Other	CHILTONS LAWN AND MAINTENANCE LLC				1,872.55	553100	9470	Annual Mowing for EW Brown	APR-2011
4,984	Other	CHILTONS LAWN AND MAINTENANCE LLC				16,254.90	506100	9481	Annual Mowing for EW Brown	APR-2011
4,985	Other	CHILTONS LAWN AND MAINTENANCE LLC				1,872.55	542100	9481	Annual Mowing for EW Brown	APR-2011
4,986	Other	CHILTONS LAWN AND MAINTENANCE LLC				1,872.55	553100	9481	Annual Mowing for EW Brown	APR-2011
4,987	Other	CHILTONS LAWN AND MAINTENANCE LLC				16,254.90	506100	9572	Annual Mowing for EW Brown	Jun-2011
4,988	Other	CHILTONS LAWN AND MAINTENANCE LLC				1,872.55	553100	9572	Annual Mowing for EW Brown	Jun-2011
4,989	Other	CHILTONS LAWN AND MAINTENANCE LLC				1,872.55	542100	9572	Annual Mowing for EW Brown	Jun-2011
4,990	Other	CHILTONS LAWN AND MAINTENANCE LLC				584.00	553100	9608	INVOICE #9608	Jun-2011
4,991	Other	CHILTONS LAWN AND MAINTENANCE LLC				10,674.12	506100	9645	Annual Mowing for EW Brown	Jun-2011

KENTUCKY UTILITIES COMPANY
Case No. 2012- 00221
Analysis of Professional Services Expenses For the Test Year

(A)	(B)	(C)	(D)	(E)	(F)	(G)	(H)	(I)		
Line No.	Type	Vendor	Rate Case	Audit	Other	Total	Account	Invoice	Description	Period
4,992	Other	CHILTONS LAWN AND MAINTENANCE LLC				1,229.65	542100	9645	Annual Mowing for EW Brown	Jun-2011
4,993	Other	CHILTONS LAWN AND MAINTENANCE LLC				1,096.23	553100	9645	Annual Mowing for EW Brown	Jun-2011
4,994	Other	CHILTONS LAWN AND MAINTENANCE LLC				438.00	553100	9662	MOWING SERVICE AT HAEFLING STATION	Jun-2011
4,995	Other	CHILTONS LAWN AND MAINTENANCE LLC				3,450.00	506100	9677	CLEAN OUT FRONT DITCH LINE AND CUT TREES	JUL-2011
4,996	Other	CHILTONS LAWN AND MAINTENANCE LLC				10,674.12	506100	9731	Annual Mowing for EW Brown	JUL-2011
4,997	Other	CHILTONS LAWN AND MAINTENANCE LLC				1,229.65	542100	9731	Annual Mowing for EW Brown	JUL-2011
4,998	Other	CHILTONS LAWN AND MAINTENANCE LLC				1,096.23	553100	9731	Annual Mowing for EW Brown	JUL-2011
4,999	Other	CHILTONS LAWN AND MAINTENANCE LLC				438.00	553100	9783	MOWING SERVICE AT HAEFLING STATION	JUL-2011
5,000	Other	CHILTONS LAWN AND MAINTENANCE LLC				4,496.27	506100	9784	Annual Mowing for EW Brown	AUG-2011
5,001	Other	CHILTONS LAWN AND MAINTENANCE LLC				517.97	542100	9784	Annual Mowing for EW Brown	AUG-2011
5,002	Other	CHILTONS LAWN AND MAINTENANCE LLC				461.76	553100	9784	Annual Mowing for EW Brown	AUG-2011
5,003	Other	CHILTONS LAWN AND MAINTENANCE LLC				389.60	506100	9790	LAWN CARE CONTRACT	AUG-2011
5,004	Other	CHILTONS LAWN AND MAINTENANCE LLC				48.70	553100	9790	LAWN CARE CONTRACT	AUG-2011
5,005	Other	CHILTONS LAWN AND MAINTENANCE LLC				48.70	542100	9790	LAWN CARE CONTRACT	AUG-2011
5,006	Other	CHILTONS LAWN AND MAINTENANCE LLC				10,974.02	506100	9843	Annual Mowing for EW Brown	AUG-2011
5,007	Other	CHILTONS LAWN AND MAINTENANCE LLC				1,264.20	542100	9843	Annual Mowing for EW Brown	AUG-2011
5,008	Other	CHILTONS LAWN AND MAINTENANCE LLC				1,127.03	553100	9843	Annual Mowing for EW Brown	AUG-2011
5,009	Other	CHILTONS LAWN AND MAINTENANCE LLC				438.00	553100	9877	MOWING SERVICE AT HAEFLING STATION	AUG-2011
5,010	Other	CHILTONS LAWN AND MAINTENANCE LLC				438.00	553100	9972	MOWING SERVICE AT HAEFLING STATION	SEP-2011
5,011	Other	CHILTONS LAWN AND MAINTENANCE LLC				10,664.63	506100	9989	Annual Mowing for EW Brown	SEP-2011
5,012	Other	CHILTONS LAWN AND MAINTENANCE LLC				1,228.56	553100	9989	Annual Mowing for EW Brown	SEP-2011
5,013	Other	CHILTONS LAWN AND MAINTENANCE LLC				1,228.56	542100	9989	Annual Mowing for EW Brown	SEP-2011
5,014	Other	CHILTONS LAWN AND MAINTENANCE LLC				2,129.25	506100	9993	EXTRA WEEDEATING AUTHORIZED BY BOB WEBB	SEP-2011
5,015	Other	CHILTONS LAWN AND MAINTENANCE LLC				438.00	553100	10069	MOWING SERVICE AT HAEFLING STATION	Dec-2011
5,016	Other	CHILTONS LAWN AND MAINTENANCE LLC				3,752.00	506100	10082	LABOR AND EQUIPMENT TO MOW AREA AROUND TYRONE ASH POND	OCT-2011
5,017	Other	CHILTONS LAWN AND MAINTENANCE LLC				438.00	553100	10114	MOWING SERVICE AT HAEFLING STATION	OCT-2011
5,018	Other	CHILTONS LAWN AND MAINTENANCE LLC				1,100.00	506100	10193	CHEMICAL TREATMENT, MOW, TRIM AND BUSH HOG AT HARDIN HEIGHTS PROPERTY	Jan-2012
5,019	Other	CHU CON INC				3,124.00	935403	0130	CONTRACT LABOR, INV#0130	SEP-2011
5,020	Other	CHU CON INC				3,257.98	923100	0132	CONTRACT LABOR, INV#0132 OIL SPILL CLEANUP	OCT-2011
5,021	Other	CHU CON INC				1,320.00	935402	134	CONTRACT LABOR, INV#0134	Dec-2011
5,022	Other	CHU CON INC				4,730.00	935402	135	CONTRACT LABOR, INV#0135	Dec-2011
5,023	Other	CHU CON INC				1,320.00	935402	139	CONTRACT LABOR, INV#0139	Dec-2011
5,024	Other	CHU CON INC				2,344.83	580100	3560	CHU-CON-REMOVE EXISTING SINK AND INSTALLATION OF NEW SINK IN MEN'S RESTROOM AT PINEVILLE FOURMILE COMPLEX AS PER INV 3560	MAY-2011
5,025	Other	CHU CON INC				2,344.83	580100	3560	CHU-CON-REMOVE EXISTING SINK AND INSTALLATION OF NEW SINK IN MEN'S RESTROOM AT PINEVILLE FOURMILE COMPLEX AS PER INV 3560	MAY-2011
5,026	Other	CHU CON INC				2,344.83	903930	3560	CHU-CON-REMOVE EXISTING SINK AND INSTALLATION OF NEW SINK IN MEN'S RESTROOM AT PINEVILLE FOURMILE COMPLEX AS PER INV 3560	MAY-2011
5,027	Other	CHU CON INC				2,344.81	921002	3560	CHU-CON-REMOVE EXISTING SINK AND INSTALLATION OF NEW SINK IN MEN'S RESTROOM AT PINEVILLE FOURMILE COMPLEX AS PER INV 3560	MAY-2011
5,028	Other	CHU CON INC				651.50	571100	3591	pay invoice 3591	APR-2011
5,029	Other	CHU CON INC				3,478.00	566100	3598	pay invoice 3598	APR-2011
5,030	Other	CHU CON INC				201.20	583001	3600	Chu-Con oil spill cleanup Mboro	APR-2011
5,031	Other	CHU CON INC				897.75	570100	3602	pay invoice 3602	APR-2011
5,032	Other	CHU CON INC				462.00	583001	3604	Chu-con - pressure washing of trucks	APR-2011
5,033	Other	CHU CON INC				1,019.00	571100	3609	pay invoice 3609	APR-2011
5,034	Other	CHU CON INC				1,000.60	583001	3613	Chu-Con - Oil spill cleanup - West End Homes	APR-2011
5,035	Other	CHU CON INC				580.05	570100	3616	Labor and equipment for hauling barrels and batteries to Lexington and bring back breaker bushings. Reference invoice # 3616.	MAY-2011
5,036	Other	CHU CON INC				1,446.00	593002	3625	Chu-Con - Oil spill cleanup at Little Clear Creek	APR-2011
5,037	Other	CHU CON INC				506.00	583001	3627	CHU-CON - POWER WASHING OF TRUCKS	APR-2011
5,038	Other	CHU CON INC				253.00	588100	3628	Labor and equipment for washing company vehicles. Reference invoice # 3628.	MAY-2011
5,039	Other	CHU CON INC				671.00	583001	3629	CHU CON INC-Inv. 3629, dated Apr. 11, 2011, LON Truck Washing	APR-2011
5,040	Other	CHU CON INC				701.20	570100	3630	Labor and equipment for hauling barrels from Lexington to Fourmile Complex. Invoice # 3630.	MAY-2011
5,041	Other	CHU CON INC				173.25	583001	3641	Chu-Con pressure wash KU vehicles	MAY-2011
5,042	Other	CHU CON INC				2,352.71	593002	3642	Chu-Con - storm work in Harlan	APR-2011
5,043	Other	CHU CON INC				3,475.60	571100	3645	pay invoice 3645	MAY-2011
5,044	Other	CHU CON INC				3,608.19	571100	3648	pay invoice 3648	MAY-2011

KENTUCKY UTILITIES COMPANY
Case No. 2012- 00221
Analysis of Professional Services Expenses For the Test Year

(A)	(B)	(C)	(D)	(E)	(F)	(G)	(H)	(I)		
Line No.	Type	Vendor	Rate Case	Audit	Other	Total	Account	Invoice	Description	Period
5,045	Other	CHU CON INC				33.00	566100	3652	pay invoice 3652	MAY-2011
5,046	Other	CHU CON INC				88.00	588100	3658	Contract labor and equipment for washing company vehicles 5868 and 5881. Reference invoice # 3658.	MAY-2011
5,047	Other	CHU CON INC				401.50	593001	3659	Chu-Con - Power washing of trucks	MAY-2011
5,048	Other	CHU CON INC				3,911.12	593002	3678	Chu con - Storm work 4/4/11	MAY-2011
5,049	Other	CHU CON INC				363.00	593001	3679	Chu-con - Pressure washing vehicles	MAY-2011
5,050	Other	CHU CON INC				610.50	583001	3680	CHU CON INC-Inv. 3680, dated May 20, 2011, LON Truck Washing	MAY-2011
5,051	Other	CHU CON INC				4,622.70	593002	3710	Chu-Con - Loyall, oil spill clean-up	Jun-2011
5,052	Other	CHU CON INC				2,782.46	593002	3711	Chu Con - oil spill clean up Loyall	Jun-2011
5,053	Other	CHU CON INC				2,061.30	935403	3715	CHU-CON INC-MT. STERLING STORAGE ROOM -BUILDING STEPS,WALKWAY,CLEAN OUT DROP BOX & WORK ON DRAINAGE -INV 3715 DATED 6/7/2011	JUL-2011
5,054	Other	CHU CON INC				801.61	935403	3715	CHU-CON INC-MT. STERLING STORAGE ROOM -BUILDING STEPS,WALKWAY,CLEAN OUT DROP BOX & WORK ON DRAINAGE -INV 3715 DATED 6/7/2011	JUL-2011
5,055	Other	CHU CON INC				1,138.50	593002	3718	CHU CON - Invoice 3718, dated 6/7/11, dozier use during May 24th storm repair	Jun-2011
5,056	Other	CHU CON INC				676.50	583001	3719	CHU CON - Invoice 3719, dated 6/7/11, pressure wash London KU vehicles	JUL-2011
5,057	Other	CHU CON INC				4,545.55	571100	3729	pay invoice 3729	Jun-2011
5,058	Other	CHU CON INC				1,073.40	571100	3731	pay invoice 3731	JUL-2011
5,059	Other	CHU CON INC				1,175.35	571100	3732	pay invoice 3732	Jun-2011
5,060	Other	CHU CON INC				33.00	566100	3734	pay invoice 3734	JUL-2011
5,061	Other	CHU CON INC				253.00	588100	3736	Labor and equipment for washing vehicles 6574, 5868, 3905, 6634, 5880 and 5881. Reference invoice # 3736.	JUL-2011
5,062	Other	CHU CON INC				819.50	583001	3737	Chu-Con - Power washing of vehicles	JUL-2011
5,063	Other	CHU CON INC				709.50	583001	3753	CHU CON - Invoice 3753, dated 6/22/11, sub-contracted dozier use during May 25th storm repair work in Manchester	JUL-2011
5,064	Other	CHU CON INC				1,625.50	571100	3754	pay invoice 3754	AUG-2011
5,065	Other	CHU CON INC				9,200.64	571100	3755	pay invoice 3755	AUG-2011
5,066	Other	CHU CON INC				2,293.00	571100	3757	pay invoice 3757	AUG-2011
5,067	Other	CHU CON INC				2,289.20	571100	3759	PAY INVOICE 3759	Dec-2011
5,068	Other	CHU CON INC				1,165.20	593002	3770	Chu-Con - storm work oil spill clean up	JUL-2011
5,069	Other	CHU CON INC				615.20	583001	3775	Transport line regulators from Lexington to Pineville and then to Pennington Gap. Reference invoice # 3775.	JUL-2011
5,070	Other	CHU CON INC				512.00	583001	3775	Transport line regulators from Lexington to Pineville and then to Pennington Gap. Reference invoice # 3775.	JUL-2011
5,071	Other	CHU CON INC				346.05	592100	3783	Contract labor and equipment for hauling material to Lexington. Reference Chu-Con invoice # 3783.	JUL-2011
5,072	Other	CHU CON INC				234.00	592100	3783	Contract labor and equipment for hauling material to Lexington. Reference Chu-Con invoice # 3783.	JUL-2011
5,073	Other	CHU CON INC				443.20	582100	3784	Contract labor for replacing stolen substation grounds at Whitley City substaion. Reference Chu-Con invoice # 3784.	JUL-2011
5,074	Other	CHU CON INC				960.54	593002	3792	Chu-Con - Oil spill clean-up at Cumberland	AUG-2011
5,075	Other	CHU CON INC				165.00	588100	3798	Pressure wash KU vehicles. Invoice 3798. Contract 504316	NOV-2011
5,076	Other	CHU CON INC				761.20	593001	3800	Cue Con - Pressure washing of trucks	NOV-2011
5,077	Other	CHU CON INC				403.65	584001	3808	CHU CON: Inv. 3808, dated 11/16/11, Soil Resample #3, McCreary County, vandalized transformers, requested by S. Pryor	Dec-2011
5,078	Other	CHU CON INC				77.37	584001	3808	CHU CON: Inv. 3808, dated 11/16/11, Soil Resample #3, McCreary County, vandalized transformers, requested by S. Pryor	Dec-2011
5,079	Other	CHU CON INC				219.85	583001	3813	Chu Con - Work at Genie Lane at Wallins	NOV-2011
5,080	Other	CHU CON INC				1,386.86	592100	3817	Contract labor and materials for substation security fence work. Reference invoice # 3817.	Dec-2011
5,081	Other	CHU CON INC				720.00	570100	3824	Contract labor and equipment for installing gate and grounds at KU Park TVA Substation. Invoice 3824. Contract 504316	Dec-2011
5,082	Other	CHU CON INC				560.00	562100	3825	Labor and equipment for dole testing on breaker 698 at Pineville 192. Invoice 3825. Contract 504316	Dec-2011
5,083	Other	CHU CON INC				516.00	562100	3825	Labor and equipment for dole testing on breaker 698 at Pineville 192. Invoice 3825. Contract 504316	Dec-2011
5,084	Other	CHU CON INC				2,866.50	566100	3827	pay invoice 3827	Dec-2011
5,085	Other	CHU CON INC				495.00	583001	3840	Chu Con - Pressure wash trucks	Dec-2011

KENTUCKY UTILITIES COMPANY
Case No. 2012- 00221
Analysis of Professional Services Expenses For the Test Year

(A)	(B)	(C)	(D)	(E)	(F)	(G)	(H)	(I)		
Line No.	Type	Vendor	Rate Case	Audit	Other	Total	Account	Invoice	Description	Period
5,086	Other	CHU CON INC				353.50	592100	3841	Contract labor and equipment for installing post at Benham Substation. Invoice 3841. Contract 504316	Dec-2011
5,087	Other	CHU CON INC				88.08	592100	3841	Contract labor and equipment for installing post at Benham Substation. Invoice 3841. Contract 504316	Dec-2011
5,088	Other	CHU CON INC				253.00	588100	3853	Contract labor for pressure washing KU vehicles. Invoice 3853. Contract 504316	Dec-2011
5,089	Other	CHU CON INC				319.00	583001	3854	Chu Con - Pressure washing of trucks	Dec-2011
5,090	Other	CHU CON INC				1,510.00	592100	3859	Contract labor and equipment for working on drainage and gravel at Meldrum Substation. Invoice 3859. Contract 504316	Dec-2011
5,091	Other	CHU CON INC				1,368.50	592100	3859	Contract labor and equipment for working on drainage and gravel at Meldrum Substation. Invoice 3859. Contract 504316	Dec-2011
5,092	Other	CHU CON INC				2,145.60	566100	3876	pay invoice 3876	Jan-2012
5,093	Other	CHU CON INC				563.14	584001	3878	CHU CON-Inv. 3878, dated 1/4/12, Load and haul (from SOM to landfill in Lily,KY) soil cleaned up from vandalized transformers in Whitley City	Jan-2012
5,094	Other	CHU CON INC				252.00	584001	3878	CHU CON-Inv. 3878, dated 1/4/12, Load and haul (from SOM to landfill in Lily,KY) soil cleaned up from vandalized transformers in Whitley City	Jan-2012
5,095	Other	CHU CON INC				450.60	592100	3879	Contract labor and equipment for replacing stolen grounds at Straight Creek Substation. Invoice 3879. Contract 504316	Jan-2012
5,096	Other	CHU CON INC				734.50	562100	3882	Contract labor and equipment for breaker testing at 192 substation. Invoice 3882. Contract 504316	Jan-2012
5,097	Other	CHU CON INC				707.00	582100	3883	Contract labor and equipment for moving Imboden breaker to 192 containment area. Invoice 3883. Contract 504316	Jan-2012
5,098	Other	CHU CON INC				240.00	582100	3883	Contract labor and equipment for moving Imboden breaker to 192 containment area. Invoice 3883. Contract 504316	Jan-2012
5,099	Other	CHU CON INC				8,397.68	595100	3884	Chu-Con - clean up oil spill at Crockett	Feb-2012
5,100	Other	CHU CON INC				6,911.79	595100	3887	Chu-Con - clean up oil spill at Crockett	Feb-2012
5,101	Other	CHU CON INC				1,654.74	595100	3888	Chu-Con - Oil spill cleanup from vandalism Crockett	Feb-2012
5,102	Other	CHU CON INC				1,060.50	592100	3890	Contract labor and equipment for assisting Jerry Gilbert in miscellaneous substation repairs. Invoice 3890. Contract 504316	Feb-2012
5,103	Other	CHU CON INC				112.50	592100	3890	Contract labor and equipment for assisting Jerry Gilbert in miscellaneous substation repairs. Invoice 3890. Contract 504316	Feb-2012
5,104	Other	CHU CON INC				748.00	593001	3891	Chu-Con - pressure washing of trucks	Feb-2012
5,105	Other	CHU CON INC				8,065.83	595100	3905	Chu-Con - Crockett oil spill	MAR-2012
5,106	Other	CHU CON INC				3,737.68	584001	3907	CHU CON-Inv. 3907, dated 2/27/12, Oil clean up from vandalized transformers in Whitley City	MAR-2012
5,107	Other	CHU CON INC				18.38	584001	3907	CHU CON-Inv. 3907, dated 2/27/12, Oil clean up from vandalized transformers in Whitley City	MAR-2012
5,108	Other	CHU CON INC				565.60	592100	3909	Contract labor and equipment for picking up 2 electronic containers in Louisville, KY and delivering to Pineville, KY. Invoice 3909. Contract 504316	MAR-2012
5,109	Other	CHU CON INC				208.00	592100	3909	Contract labor and equipment for picking up 2 electronic containers in Louisville, KY and delivering to Pineville, KY. Invoice 3909. Contract 504316	MAR-2012
5,110	Other	CHU CON INC				1,610.60	592100	3910	Contract labor and equipment for changing out regulator at Cawood. Invoice 3910. Contract 504316	MAR-2012
5,111	Other	CHU CON INC				264.00	592100	3910	Contract labor and equipment for changing out regulator at Cawood. Invoice 3910. Contract 504316	MAR-2012
5,112	Other	CHU CON INC				2,121.00	592100	3911	Contract labor and equipment for miscellaneous substation work. Invoice 3911. Contract 504316	MAR-2012
5,113	Other	CHU CON INC				225.00	592100	3911	Contract labor and equipment for miscellaneous substation work. Invoice 3911. Contract 504316	MAR-2012
5,114	Other	CHU CON INC				1,713.71	593001	3919	Chu-Con - Harlan Vocational transformer removal	MAR-2012
5,115	Other	CHU CON INC				1,132.80	595100	3921	Chu-con - Crockett oil spill	MAR-2012
5,116	Other	CHU CON INC				214.50	588100	4793	Contract labor for washing company vehicles. Reference invoice # 4793.	JUL-2011
5,117	Other	CHU CON INC				319.00	593001	4794	Chu-Con - Power washing of trucks	AUG-2011
5,118	Other	CHU CON INC				461.40	588100	4795	Contract labor for helping prepare budget entry spreadsheets for 2012, 2013 and 2014. Reference invoice # 4795.	JUL-2011
5,119	Other	CHU CON INC				412.50	593001	4802	Chu-Con - Power washing of trucks	AUG-2011
5,120	Other	CHU CON INC				422.95	570100	4808	Labor and equipment for picking up 69kv bushings in Louisville. Reference invoice 4808	AUG-2011
5,121	Other	CHU CON INC				236.50	570100	4808	Labor and equipment for picking up 69kv bushings in Louisville. Reference invoice 4808	AUG-2011
5,122	Other	CHU CON INC				2,627.00	571100	4817	pay invoice 4817	SEP-2011

KENTUCKY UTILITIES COMPANY
Case No. 2012- 00221
Analysis of Professional Services Expenses For the Test Year

(A)	(B)	(C)	(D)	(E)	(F)	(G)	(H)	(I)		
Line No.	Type	Vendor	Rate Case	Audit	Other	Total	Account	Invoice	Description	Period
5,123	Other	CHU CON INC				4,235.50	566100	4818	PAY INVOICE 4818	SEP-2011
5,124	Other	CHU CON INC				6,301.60	566100	4819	pay invoice 4819	OCT-2011
5,125	Other	CHU CON INC				72.82	583001	4829	Chu-Con - Lawn mower repair	AUG-2011
5,126	Other	CHU CON INC				4,105.50	592100	4831	Labor and equipment to repair concrete pier under tower leg in substation at Wise, VA. Contract 504316. As per invoice 4831	AUG-2011
5,127	Other	CHU CON INC				1,415.00	592100	4831	Labor and equipment to repair concrete pier under tower leg in substation at Wise, VA. Contract 504316. As per invoice 4831	AUG-2011
5,128	Other	CHU CON INC				5,327.00	584001	4835	CHU CON-Inv. 4835, dated 8/23/11, Oil clean up from vandalized transformers in Whitley City	SEP-2011
5,129	Other	CHU CON INC				2,016.00	584001	4835	CHU CON-Inv. 4835, dated 8/23/11, Oil clean up from vandalized transformers in Whitley City	SEP-2011
5,130	Other	CHU CON INC				4,715.32	592100	4836	Contract labor and equipment for repairing oil spill berm after severe flooding eroded station lot and washed berm out of ground at Wise Virginia Substation. Contract 504316	SEP-2011
5,131	Other	CHU CON INC				3,014.00	592100	4836	Contract labor and equipment for repairing oil spill berm after severe flooding eroded station lot and washed berm out of ground at Wise Virginia Substation. Contract 504316	SEP-2011
5,132	Other	CHU CON INC				1,168.20	583001	4837	Chu-Con - Moving barrels from Pineville to London	AUG-2011
5,133	Other	CHU CON INC				253.00	588100	4842	Contract labor for pressure washing KU vehicles. Contract 504316	SEP-2011
5,134	Other	CHU CON INC				781.00	593001	4844	Chu-Con - Pressure wash KU vehicles	SEP-2011
5,135	Other	CHU CON INC				1,414.00	584001	4854	CHU CON-Inv. 4854, dated 9/14/11, Oil clean up from vandalized transformers in Whitley City	OCT-2011
5,136	Other	CHU CON INC				1,133.10	584001	4854	CHU CON-Inv. 4854, dated 9/14/11, Oil clean up from vandalized transformers in Whitley City	OCT-2011
5,137	Other	CHU CON INC				4,656.26	566100	4858	pay invoice 4858	OCT-2011
5,138	Other	CHU CON INC				3,138.58	566100	4865	pay invoice 4865	OCT-2011
5,139	Other	CHU CON INC				3,228.00	571100	4866	pay invoice 4866	OCT-2011
5,140	Other	CHU CON INC				423.50	583001	4873	Chu-Copn - pressure wash vehicles	OCT-2011
5,141	Other	CHU CON INC				5,678.92	593002	4875	Chu Con - Oil spill cleanup at Baxter	OCT-2011
5,142	Other	CHU CON INC				2,052.00	584001	4877	CHU CON-Inv. 4877, dated 10/4/11, Oil clean up from vandalized transformers in Whitley City	OCT-2011
5,143	Other	CHU CON INC				1,130.50	584001	4877	CHU CON-Inv. 4877, dated 10/4/11, Oil clean up from vandalized transformers in Whitley City	OCT-2011
5,144	Other	CHU CON INC				352.00	583001	4878	Chu Con - Pressure washing of trucks	OCT-2011
5,145	Other	CHU CON INC				500.00	588100	4881	Contract labor and material for repairing substation shop eye wash system. Contract 504316. Invoice 4881	OCT-2011
5,146	Other	CHU CON INC				271.12	588100	4881	Contract labor and material for repairing substation shop eye wash system. Contract 504316. Invoice 4881	OCT-2011
5,147	Other	CHU CON INC				984.00	571100	4891	pay invoice 4891	MAR-2012
5,148	Other	CINCINNATI BABBITT INC				895.00	512017	9993	LABOR TO REBABBIT ID AND FINISH MACHINE TO SIZE 3 X 5-1/4 MOTOR BEARING	APR-2011
5,149	Other	CINCINNATI BABBITT INC				5,292.00	512100	10028	Labor	Jun-2011
5,150	Other	CINCINNATI BABBITT INC				1,378.00	512100	10028	Labor	Jun-2011
5,151	Other	CINCINNATI BABBITT INC				1,397.00	512100	10040	LABOR TO REPAIR ONE 10 X 10 (W) HD FAN BEARING,REBABBIT ID AND FINISH MACHINE TO OEM SIZE, (KU#005313)	MAY-2011
5,152	Other	CINCINNATI BABBITT INC				1,300.00	512100	10066	REPAIR LABOR FOR REPAIR OF (I) OUTBOARD, (1) INBOARD POILER FEED PUMP BEARING FOR U-3 & 4	MAY-2011
5,153	Other	CINCINNATI BABBITT INC				2,814.00	512100	10095	LABOR FOR RELING OF AN 11-3/4" X 12 RENK THRUST MOTOR BEARING AND THRUST BUTTON REPAIR	MAY-2011
5,154	Other	CINCINNATI BABBITT INC				686.00	512100	10179	LABOR TO REPAIR 4-1/2 X 4-3/4 MOTOR BEARING	Jun-2011
5,155	Other	CINCINNATI BABBITT INC				1,323.00	512100	10191	Labor to Repair 6x15 Sleeveoil Bearing Liner	JUL-2011
5,156	Other	CINCINNATI BABBITT INC				805.00	512100	10191	Labor to Repair 4-7/16 x 9 Dodge Sleeveoil Bearing	JUL-2011
5,157	Other	CINCINNATI BABBITT INC				689.00	512100	10191	Labor to Repair 3 7/16 x 7 Dodge Sleeveoil Bearing	JUL-2011
5,158	Other	CINCINNATI BABBITT INC				689.00	512100	10191	Labor to Repair 3 7/16 x 7 Dodge Sleeveoil Bearing	JUL-2011
5,159	Other	CINCINNATI BABBITT INC				1,780.00	512100	10207	REPAIR LABOR FOR THEINBOARD BEARING ON U-3 ID FAN. SHAFT: 11.011, OEM FINISH BORE: 11023(+.001 / -.000)	JUL-2011
5,160	Other	CINCINNATI BABBITT INC				788.00	512005	10310	LABOR TO REPAIR 4-1/2 X 2-5/8 SPLIT BRASS, CERAMIC INSULATED MOTOR BEARING	AUG-2011
5,161	Other	CINCINNATI BABBITT INC				725.00	512100	10457	CORRECT SALES TAX Green River -- Repair sleeveoil bearing	NOV-2011
5,162	Other	CINCINNATI BABBITT INC				600.00	512017	10610	REPAIR LABOR FOR A 2-3/4" X 2-1/2" PUMP BEARING	Jan-2012

KENTUCKY UTILITIES COMPANY
Case No. 2012- 00221
Analysis of Professional Services Expenses For the Test Year

(A)	(B)	(C)	(D)	(E)	(F)	(G)	(H)	(I)		
Line No.	Type	Vendor	Rate Case	Audit	Other	Total	Account	Invoice	Description	Period
5,163	Other	CINCINNATI BABBITT INC				1,390.00	512100	10698	REPAIR LABOR FOR A 11 X 7 RENK (280MM) MOTOR BEARING	Feb-2012
5,164	Other	CINCINNATI BABBITT INC				1,390.00	512100	10737	REPAIR LABOR FOR A RENK 11 X 7 (280MM) MOTOR BEARING SHAFT 11.011, OEM FINISH BORE: 11.023 (+.001 / -.000)	MAR-2012
5,165	Other	CINCINNATI BABBITT INC				2,390.00	513100	10738	QTY (2), 10-1/2" (W) OIL DEFLECTOR (5-J TOOTH) - RUSH	MAR-2012
5,166	Other	CINCINNATI BABBITT INC				1,300.00	512100	10763	LABOR TO REPAIR (2) 3X4 PUMP BEARINGS,(KU#114299)	MAR-2012
5,167	Other	CINCINNATI BABBITT INC				2,495.00	513100	997401	LABOR FOR REPAIR OF T6 BEARING	APR-2011
5,168	Other	CINCINNATI BABBITT INC				2,495.00	513100	997401	LABOR TO REPAIR T7 GE TURBINE/GEN BEARING	APR-2011
5,169	Other	CINCINNATI BABBITT INC				2,447.50	513100	997401	LABOR FOR REPAIR OF T4 BEARING	APR-2011
5,170	Other	CINCINNATI BABBITT INC				2,447.50	513100	997401	LABOR FOR REPAIR OF T5 BEARING	APR-2011
5,171	Other	CINCINNATI BABBITT INC				2,405.00	513100	997401	LABOR TO REPAIR GE T8 TURBINE/GEN BEARING	APR-2011
5,172	Other	CINCINNATI BABBITT INC				2,047.50	513100	997401	LABOR FOR REPAIR OF T3 GE TURBINE BEARING	APR-2011
5,173	Other	CINCINNATI BABBITT INC				1,597.50	513100	997401	LABOR TO REPAIR GE T10 TURBINE/GEN BEARING	APR-2011
5,174	Other	CINCINNATI BABBITT INC				1,597.50	513100	997401	LABOR TO REPAIR GE T9 TURBINE/GEN BEARING	APR-2011
5,175	Other	CINCINNATI BABBITT INC				447.50	513100	997402	REPAIR ONE (1) 5 3/8 X 2 1/2 STEADY REST BEARING	APR-2011
5,176	Other	CINCINNATI BABBITT INC				695.00	513100	997403	LABOR TO REPAIR 15" X 5/8 H2 SEALS (TE, GE)	APR-2011
5,177	Other	CINCINNATI BABBITT INC				472.50	513100	997403	LABOR TO REPAIR T1 17" OIL SEAL ALUM	APR-2011
5,178	Other	CINCINNATI BABBITT INC				472.50	513100	997403	LABOR TO REPAIR T2 18" OIL SEAL ALUM	APR-2011
5,179	Other	CINCINNATI BABBITT INC				472.50	513100	997403	LABOR TO REPAIR T3 18" OIL DEFLECTOR	APR-2011
5,180	Other	CINCINNATI BABBITT INC				472.50	513100	997403	LABOR TO REPAIR T4GE 19" OIL DEFLECTOR	APR-2011
5,181	Other	CINCINNATI BABBITT INC				472.50	513100	997403	LABOR TO REPAIR T4TE 19" OIL DEFLECTOR	APR-2011
5,182	Other	CINCINNATI BABBITT INC				472.50	513100	997403	LABOR TO REPAIR T5GE 19" OIL DEFLECTOR	APR-2011
5,183	Other	CINCINNATI BABBITT INC				472.50	513100	997403	LABOR TO REPAIR T5TE 19" OIL DEFLECTOR	APR-2011
5,184	Other	CINCINNATI BABBITT INC				472.50	513100	997403	LABOR TO REPAIR T6GE 20" OIL DEFLECTOR	APR-2011
5,185	Other	CINCINNATI BABBITT INC				1,780.00	512100	1006601	REPAIR LABOR TO RELINE THE 11 X 7 RENK BEARING	MAY-2011
5,186	Other	CINCINNATI BABBITT INC				1,285.00	512100	1064401	REPAIR SPLIT BRASS MOTOR BEARING	Jan-2012
5,187	Other	CINCINNATI BELL TECHNOLOGY SOLUTIONS				12,942.80	935391	121400225121	Senior Consultant - Louis Wade - 200 hrs @ \$130/hr (w/e 1/28 - 2/25)	MAR-2012
5,188	Other	CINCINNATI BELL TECHNOLOGY SOLUTIONS				2,862.22	921903	AVAYA0028232	CORRECT SALES TAX Training for CCE	AUG-2011
5,189	Other	CINCINNATI BELL TECHNOLOGY SOLUTIONS				3,770.00	923900	AVAYA0028403	CORRECT SALES TAX Consulting to provide assistance with CCE upgrade (40 hours prepaid)	AUG-2011
5,190	Other	CINCINNATI BELL TECHNOLOGY SOLUTIONS				1,820.00	923900	AVAYA0029120	CORRECT SALES TAX Services for CPA 55940	NOV-2011
5,191	Other	CINCINNATI BELL TECHNOLOGY SOLUTIONS				88,857.30	923900	INVDPR105063	CORRECT SALES TAX ActiveGuard HPA Monitoring and Management of ISS Proventia 10/100/1000 Mbps Network based IDS/IPS Effective 12/11 - 12/12	Dec-2011
5,192	Other	CITY OF MAYSVILLE				60.00	903003	20121	Trash pick up services for Maysville KU Office Aug 2011 thru Dec 2013	Jan-2012
5,193	Other	CITY OF MAYSVILLE				60.00	903003	20122	Trash pick up services for Maysville KU Office Aug 2011 thru Dec 2013	Feb-2012
5,194	Other	CITY OF MAYSVILLE				60.00	903003	20123	Trash pick up services for Maysville KU Office Aug 2011 thru Dec 2013	MAR-2012
5,195	Other	CITY OF MAYSVILLE				60.00	903003	201104	TRASH COLLECTION FOR MAYSVILLE OFFICE	APR-2011
5,196	Other	CITY OF MAYSVILLE				120.00	903003	201105	TRASH COLLECTION FOR MAYSVILLE OFFICE	MAY-2011
5,197	Other	CITY OF MAYSVILLE				60.00	903003	201108	TRASH COLLECTION FOR MAYSVILLE OFFICE	AUG-2011
5,198	Other	CITY OF MAYSVILLE				60.00	903003	201109	Trash pick up services for Maysville KU Office Aug 2011 thru Dec 2013	SEP-2011
5,199	Other	CITY OF MAYSVILLE				60.00	903003	201110	Trash pick up services for Maysville KU Office Aug 2011 thru Dec 2013	OCT-2011
5,200	Other	CITY OF MAYSVILLE				60.00	903003	201111	Trash pick up services for Maysville KU Office Aug 2011 thru Dec 2013	NOV-2011
5,201	Other	CITY OF MAYSVILLE				60.00	903003	201112	Trash pick up services for Maysville KU Office Aug 2011 thru Dec 2013	Dec-2011
5,202	Other	CITY OF MAYSVILLE				60.00	903003	CITYOF070211	TRASH COLLECTION FOR MAYSVILLE OFFICE	JUL-2011
5,203	Other	CITY OF MOREHEAD				20.75	903003	4000680911	Garbage Pickup for the Morehead KU Business Office	OCT-2011
5,204	Other	CITY OF MOREHEAD				83.00	903003	400068081511	Garbage Pickup for the Morehead KU Business Office	SEP-2011
5,205	Other	CITY OF MOREHEAD				20.75	903003	CITYOF041511	invoices for trash pick-up at Morehead Office	APR-2011
5,206	Other	CITY OF MOREHEAD				20.75	903003	CITYOF052011	invoices for trash pick-up at Morehead Office	Jun-2011
5,207	Other	CITY OF MOREHEAD				20.75	903003	CITYOF101711	Garbage Pickup for the Morehead KU Business Office	NOV-2011
5,208	Other	CITY OF MOREHEAD				20.75	903003	CITYOF111611	Garbage Pickup for the Morehead KU Business Office	Jan-2012
5,209	Other	CITY OF MOREHEAD				41.50	903003	CITYOF121911	Garbage Pickup for the Morehead KU Business Office	Jan-2012
5,210	Other	CLARK IMMEDIATE CARE CENTER				30.00	903003	7733	Drug and Alcohol screening for Business Office Employees in Area 9	Dec-2011
5,211	Other	CLARK IMMEDIATE CARE CENTER				30.00	903003	7956	Drug and Alcohol screening for Business Office Employees in Area 9	MAR-2012
5,212	Other	CLEAN HARBORS ENV SERVICES				393.47	588100	D61160002	invoice #D611600002 - drum shipment	JUL-2011
5,213	Other	CLEAN HARBORS ENV SERVICES				1,055.41	502004	D61190274	DISPOSE OF MERCURY	Jan-2012
5,214	Other	CLEAN HARBORS ENV SERVICES				30.00	502004	D61190274	INVOICE D61190274	Jan-2012
5,215	Other	CLEAN HARBORS ENV SERVICES				3,440.94	573100	DG1102672	invoice #DG1102672 - drum shipment	AUG-2011
5,216	Other	CLEAN HARBORS ENV SERVICES				990.03	502004	DG1146077	invoice #DG1146077 - Drum Shipment	Dec-2011
5,217	Other	CLEVELAND PUMP REPAIR AND SERVICES				1,500.00	512100	395259	DISASSEMBLY AND INSPECTION OF 1-1 BFP (MODEL IR 4-CHTA-10)	AUG-2011
5,218	Other	CLEVELAND PUMP REPAIR AND SERVICES				37,008.00	512100	395272	Labor to repair 1 - 1 BFP per Cleveland Pump Repair Scope #1166	AUG-2011

KENTUCKY UTILITIES COMPANY
Case No. 2012- 00221
Analysis of Professional Services Expenses For the Test Year

(A)	(B)	(C)	(D)	(E)	(F)	(G)	(H)	(I)		
Line No.	Type	Vendor	Rate Case	Audit	Other	Total	Account	Invoice	Description	Period
5,219	Other	CLEVELAND PUMP REPAIR AND SERVICES				25,224.00	512100	395272	Materials for repair of 1 - 1 BFP, including all parts shown as furnished by CPR in proposal #1166	AUG-2011
5,220	Other	CLEVELAND PUMP REPAIR AND SERVICES				7,505.07	512100	395286	TFA for re-installation of pump element	AUG-2011
5,221	Other	CLIFTY ENGINEERING AND TOOL				2,100.00	513100	6480	MILL (8) PCS AND CLEAN-UP SIDES	MAY-2011
5,222	Other	CLIFTY ENGINEERING AND TOOL				300.00	512100	6494	RESURFACE A POWELL 10" 3003KWE VALVE DISC	MAY-2011
5,223	Other	CLIFTY ENGINEERING AND TOOL				579.00	512005	0000026138	LABOR TO FABRICATE TWO ROLLERS WITH HARD CHROME	APR-2011
5,224	Other	CLYDE BERGEMANN INC				546.15	512100	M020715811R	CORRECT SALES TAX Green River -- Labor to repair poppet valve	OCT-2011
5,225	Other	CLYDE BERGEMANN INC				546.15	512100	PL-0209758-11-23706	Labor to Repair #1 Poppet Valve	NOV-2011
5,226	Other	CLYDE BERGEMANN INC				546.15	512100	PL-0209758-11-23706	Labor to Repair # 2 Poppet Valve	NOV-2011
5,227	Other	COGNITIVE DATA INC				275.03	910900	21074	Customer Segementation Services (database management)	APR-2011
5,228	Other	COGNITIVE DATA INC				750.00	910900	21603	Customer Segementation Services (database management)	APR-2011
5,229	Other	COGNITIVE DATA INC				1,000.00	910900	22144	Marketing Database Management	Jun-2011
5,230	Other	COGNITIVE DATA INC				750.00	910900	22145	Marketing Database Services	Jun-2011
5,231	Other	COGNITIVE DATA INC				500.00	910900	25365	Marketing Database Services	Jun-2011
5,232	Other	COGNITIVE DATA INC				750.00	910900	30173	Marketing Database Services	SEP-2011
5,233	Other	COLOURS 2000				229.50	921004	06	COLOURS 2000 - LGE CENTER - STRIPPED LL FLOOR/RESEALED WITH CLEAR COAT OPOXY. INVOICE #07	SEP-2011
5,234	Other	COLOURS 2000				950.00	921003	010811	To pay various invoicing for paint jobs here at 1Quality	AUG-2011
5,235	Other	COLT ATLANTIC SERVICES INC				603.00	512100	20096	LEAK SEALING SERVICES 11/9/11	NOV-2011
5,236	Other	COLT ATLANTIC SERVICES INC				560.00	512100	20096	LEAK SEALING SERVICES 11/9/11	NOV-2011
5,237	Other	COMMERCIAL FURNITURE SERVICES				244.80	921903	LGE777	CORRECT SALES TAX	Jun-2011
5,238	Other	COMMERCIAL FURNITURE SERVICES				388.80	921902	LGE790	CORRECT SALES TAX	MAY-2011
5,239	Other	COMMERCIAL FURNITURE SERVICES				560.00	921003	LGE792	CORRECT SALES TAX	APR-2011
5,240	Other	COMMERCIAL FURNITURE SERVICES				820.00	921003	LGE797	CORRECT SALES TAX	Jun-2011
5,241	Other	COMMERCIAL FURNITURE SERVICES				213.60	921902	LGE798	CORRECT SALES TAX	Jun-2011
5,242	Other	COMMERCIAL FURNITURE SERVICES				300.00	921903	LGE799	CORRECT SALES TAX COMMERCIAL FURN SERV-LGEB 540A CHANGE CUBE & ADD PANEL TO 201-06,07 - LGE-799 DATED 5/24/2011	Jun-2011
5,243	Other	COMMERCIAL FURNITURE SERVICES				410.40	500900	LGE805	CORRECT SALES TAX COMMERCIAL FURNITURE - LGE CENTER - 8TH FLOOR RECONFIGURE OF 834-G, DISASSEMBLE NEEDED PANELS ON 5TH AND INSTALL IN 834-G. INVOICE LGE-805	JUL-2011
5,244	Other	COMMERCIAL FURNITURE SERVICES				600.00	921902	LGE806	CORRECT SALES TAX COMMERCIAL FURNITURE SERVICES - BOC - DISASSEMBLE CUBES AND CAHGE PANELS, ADD SHELVES, ADD WING PANELS AND BB'S. INVOICE LGE-806	JUL-2011
5,245	Other	COMMERCIAL FURNITURE SERVICES				259.20	921903	LGE807	CORRECT SALES TAX COMMERCIAL FURNITURE - LGE CENTER - INSTALL TRANSACTION TOPON 5TH FLOOR. BUILD CUBE ON 8TH FLOOR. INSTALL BB AND LIGHT FOR LARRY. INVOICE LGE-807	JUL-2011
5,246	Other	COMMERCIAL FURNITURE SERVICES				360.00	921004	LGE810	COMMERCIAL FURNITURE - LGE CENTER - REVERSE FURN CONFIGURATION, CHANGE BINDER BINS. PICK UP PANEL AND INSTALL. INVOICE LGE-810	JUL-2011
5,247	Other	COMMERCIAL FURNITURE SERVICES				120.00	921004	LGE813	CORRECT SALES TAX COMMERCIAL FURNITURE - LGE CENTER - OPEN JAMMED PED AND REPAIR LOCK 1613B. INVOICE LGE-813	JUL-2011
5,248	Other	COMMERCIAL FURNITURE SERVICES				360.00	588100	LGE824	CORRECT SALES TAX COMMERCIAL FURNITURE - EOC - PULL FURNITURE FROM 7TH ST MOVE AND INSTALL. INVOICE #LGE-824	SEP-2011
5,249	Other	COMMERCIAL FURNITURE SERVICES				120.00	921004	LGE825	CORRECT SALES TAX COMMERCIAL FURNITURE SERVICES - LGE BLDG 8TH FL REMOVE BINS FROM STATION 831A - INV #LGE825 DATED 9/16/2011	SEP-2011
5,250	Other	COMMERCIAL FURNITURE SERVICES				144.00	500900	LGE830	CORRECT SALES TAX COMMERCIAL FURN SERV-INSTALLATION OF SHARED TRANSACTION TOP FOR DEBBIE SINGREY - LGE CTR 8TH FL, WO #3746, INV #LGE-830 DATED 10/20/2011	NOV-2011
5,251	Other	COMMERCIAL FURNITURE SERVICES				306.00	921903	LGE832	CORRECT SALES TAX COMMERCIAL FURNITURE - LGE CENTER - DISASSEMBLE DIRECTOR SET FURN FROM 6TH FL, MOVE TO 2ND FL AND INSTALL. INVOICE LGE-832	Dec-2011
5,252	Other	COMMERCIAL FURNITURE SERVICES				306.00	921903	LGE833	COMMERCIAL FURNITURE - LGE CENTER - PULL PRODUCT, MOVE TABLE AND CHAIRS ON 6TH FL AND INSTALL 2 STATIONS. INVOICE LGE-833	Dec-2011
5,253	Other	COMMERCIAL FURNITURE SERVICES				122.40	921903	LGE834	CORRECT SALES TAX COMMERCIAL FURNITURE - LGE CENTER - PULL PRODUCT AT WAREHOUSE, MOVE TABLES AND CHAIRS. INSTALL 1 STATION. INVOICE LGE-834	Dec-2011
5,254	Other	COMMERCIAL WORKS				221.24	921004	808858	DELIVER 27 TOTES AND 50 POP-UPS TO LGE CTR (INV #808858)	APR-2011
5,255	Other	COMMERCIAL WORKS				54.60	921004	808998	COMMERCIAL WORKS MOVING AND STORAGE FOR LG&E CENTER	APR-2011
5,256	Other	COMMERCIAL WORKS				77.97	921004	809022	COMMERCIAL WORKS MOVING AND STORAGE FOR LG&E CENTER	APR-2011
5,257	Other	COMMERCIAL WORKS				92.55	921004	809048	COMMERCIAL WORKS MOVING AND STORAGE FOR LG&E CENTER	APR-2011

KENTUCKY UTILITIES COMPANY
Case No. 2012- 00221
Analysis of Professional Services Expenses For the Test Year

(A)	(B)	(C)	(D)	(E)	(F)	(G)	(H)	(I)		
Line No.	Type	Vendor	Rate Case	Audit	Other	Total	Account	Invoice	Description	Period
5,258	Other	COMMERCIAL WORKS				3,234.43	921004	809087	COMMERCIAL WORKS-APRIL STORAGE -INV #809087 DATED 4/7/2011	MAY-2011
5,259	Other	COMMERCIAL WORKS				84.10	921004	809101	COMMERCIAL WORKS MOVING AND STORAGE FOR LG&E CENTER	APR-2011
5,260	Other	COMMERCIAL WORKS				84.10	921004	809108	COMMERCIAL WORKS MOVING AND STORAGE FOR LG&E CENTER	APR-2011
5,261	Other	COMMERCIAL WORKS				102.57	921004	810170	MOVING AND STORAGE - PICK UP AND DELIVERY OF CHRISTMAS DECORATIONS FOR BUSINESS OFFICES - INV 8101170	Dec-2011
5,262	Other	COMMERCIAL WORKS				163.20	921004	8100011	COMMERCIAL WORKS-MOVING / STORAGE SERVICES - FOR LGE CTR AS REQUESTED BY LYDIA #8100011 DATED 4/20/2011	MAY-2011
5,263	Other	COMMERCIAL WORKS				365.08	921003	8100024	COMMERCIAL WORKS-MOVING / STORAGE SERVICES - PICK UP CARPET FROM ONE Q FOR STORAGE IN WAREHOUSE INV #8100024 DATED 4/20/2011	MAY-2011
5,264	Other	COMMERCIAL WORKS				73.18	501990	8100033	COMMERCIAL WORKS-DELIVER FURN FOR 4TH FL PROJECT	Jun-2011
5,265	Other	COMMERCIAL WORKS				224.30	921004	8100080	COMMERCIAL WORKS-PICK UP 4 FIRE KING CABINETS; AND 3 REG FILE CABINETS FROM LGE 4 (INV #8100080)	Jun-2011
5,266	Other	COMMERCIAL WORKS				3,236.62	921004	8100102	COMMERCIAL WORKS-MAY STORAGE FEES (INV #8100102)	Jun-2011
5,267	Other	COMMERCIAL WORKS				1,479.60	921003	8100102	COMMERCIAL WORKS-MAY STORAGE FEES (INV #8100102)	Jun-2011
5,268	Other	COMMERCIAL WORKS				388.75	921003	8100130	COMMERCIAL WORKS-ONEQ-PICK UP FURN FROM KU TRANS OFFICE AND TAKE TO WAREHOUSE - INV 8100130 DATE 5/10/2011	Jun-2011
5,269	Other	COMMERCIAL WORKS				590.31	921003	8100169	COMMERCIAL WORKS-INV 8100169 DATED 5/19/2011 - MOVING AND STORAGE	Jun-2011
5,270	Other	COMMERCIAL WORKS				85.78	921004	8100171	COMMERCIAL WORKS-INV 8100171 DATED 5/19/2011 - MOVING AND STORAGE	Jun-2011
5,271	Other	COMMERCIAL WORKS				143.20	935402	8100186	COMMERCIAL WORKS-MOVING AND STORAGE INV #8100186 DATED 5/24/2011	Jun-2011
5,272	Other	COMMERCIAL WORKS				411.81	935402	8100191	COMMERCIAL WORKS-MOVING AND STORAGE INV #8100191 DATED 5/24/2011	Jun-2011
5,273	Other	COMMERCIAL WORKS				3,234.34	921004	8100260	COMM. WORKS-JUNE STORAGE-INV 8100260	JUL-2011
5,274	Other	COMMERCIAL WORKS				205.50	921004	8100300	COMMERCIAL WORKS-LABOR TO DELIVER PICK-UP ITEMS FROM LGE CTR BASEMENT AND DELIVER TO WAREHOUSE - INV #8100300 DATED 6/20/2011	Feb-2012
5,275	Other	COMMERCIAL WORKS				76.00	921004	8100307	COMMERCIAL WORKS - RELOCATE FOR WENDY WAGONER. INVOICE 8100305	JUL-2011
5,276	Other	COMMERCIAL WORKS				213.16	921004	8100316	COMMERCIAL WORKS - HANDLE OUT AND DELIVER TO LGE CENTER. INVOICE 8100316	JUL-2011
5,277	Other	COMMERCIAL WORKS				89.50	921004	8100321	COMMERCIAL WORKS - DELIVER TO LGE CENTER. INVOICE 8100321	JUL-2011
5,278	Other	COMMERCIAL WORKS				136.68	921004	8100343	COMMERCIAL WORKS - PICK UP BOXES AT LGE CENTER. INVOICE 8100343	JUL-2011
5,279	Other	COMMERCIAL WORKS				3,350.37	921004	8100396	COMMERCIAL WORKS-JULY STORAGE FEES - INV 8100396	JUL-2011
5,280	Other	COMMERCIAL WORKS				161.95	921004	8100430	COMMERCIAL WORKS-LGEB BASEMENT FLOOD - HANDLE OUT AND DELIVER (INV 8100430 DATED 7/12/2011)	JUL-2011
5,281	Other	COMMERCIAL WORKS				514.98	921003	8100473	COMMERCIAL WORKS-ONE Q MOVING AND INSTALL AS PER INV 8100473	AUG-2011
5,282	Other	COMMERCIAL WORKS				95.88	501990	8100493	COMMERCIAL WORKS-MOVING AND STORAGE SERVICES - LGE 4TH FL/ FUELS - CARYL PFEIFFER - INV #8100500 7/28/2011	AUG-2011
5,283	Other	COMMERCIAL WORKS				226.15	921004	8100500	COMMERCIAL WORKS-MOVING AND STORAGE SERVICES - SIMPSONVILLE - INV #8100500 7/28/2011	AUG-2011
5,284	Other	COMMERCIAL WORKS				3,276.87	921004	8100565	COMMERCIAL WORKS-STORAGE FOR AUGUST 2011 - INV 8100565 DATED 8/8/2011	AUG-2011
5,285	Other	COMMERCIAL WORKS				71.60	588100	8100609	COMMERCIAL WORKS - EOC - 1 DRIVE, 1 MOVER. INVOICE 8100609	AUG-2011
5,286	Other	COMMERCIAL WORKS				131.57	921903	8100620	COMMERCIAL WORKS - LGE CENTER/BOC - 1 DRIVER, 1 MOVER. INVOICE 8100620	AUG-2011
5,287	Other	COMMERCIAL WORKS				805.86	921003	8100685	COMMERCIAL WORKS - DANVILLE/PINEVILLE - PICK UP PRINTERS, DELIVER TO KUGO. INVOICE #8100685	SEP-2011
5,288	Other	COMMERCIAL WORKS				127.89	500900	8100746	COMMERCIAL WORKS - CANE RUN/LGE CENTER - PICK UP CARTONS AND DELIVER. INVOICE #8100746	SEP-2011
5,289	Other	COMMERCIAL WORKS				3,267.68	921004	8100764	COMMERCIAL WORKS-STORAGE EXPENSE - INV #8100764 DATED 9/9/2011	SEP-2011
5,290	Other	COMMERCIAL WORKS				239.10	921004	8100799	COMMERCIAL WORKS-MOVING AND STORAGE - INV 8100799 DATED 9/15/2011	SEP-2011
5,291	Other	COMMERCIAL WORKS				96.00	921004	8100800	COMMERCIAL WORKS-MOVING AND STORAGE - INV 8100800 DATED 9/15/2011	SEP-2011
5,292	Other	COMMERCIAL WORKS				161.33	935403	8100801	COMMERCIAL WORKS-MOVING AND STORAGE - INV 8100801 DATED 9/15/2011	SEP-2011
5,293	Other	COMMERCIAL WORKS				132.40	921004	8100822	COMMERCIAL WORKS - BOC - DELIVER (1) SPEED PACK. INVOICE #8100822	SEP-2011

KENTUCKY UTILITIES COMPANY
Case No. 2012- 00221
Analysis of Professional Services Expenses For the Test Year

(A)	(B)	(C)	(D)	(E)	(F)	(G)	(H)	(I)		
Line No.	Type	Vendor	Rate Case	Audit	Other	Total	Account	Invoice	Description	Period
5,294	Other	COMMERCIAL WORKS				77.03	921004	8100824	COMMERCIAL WORKS - (1) DRIVER, (1) MOVER, (1) TRUCK. INVOICE #8100824	SEP-2011
5,295	Other	COMMERCIAL WORKS				83.23	921004	8100853	COMMERCIAL WORKS-MOVING AND STORAGE- INVOICE #8100853 - DATED 9/26/2011	OCT-2011
5,296	Other	COMMERCIAL WORKS				94.92	921004	8100858	COMMERCIAL WORKS-MOVING AND STORAGE- INVOICE #8100858 - DATED 9/27/2011	OCT-2011
5,297	Other	COMMERCIAL WORKS				238.25	921003	8100883	COMMERCIAL WORKS-MOVING, AND SPEED PACK OF BOXES (INV #8100883)	OCT-2011
5,298	Other	COMMERCIAL WORKS				1,740.80	921003	8100916	COMMERCIAL WORKS-STORAGE FOR MONTH OF OCTOBER 2011 (INV #8100916)	OCT-2011
5,299	Other	COMMERCIAL WORKS				154.66	921004	8100939	LGE CTR - MOVING SERVICES -BOXES FOR 9 PEOPLE AND 6 FILE CABINETS- INV 8100939	NOV-2011
5,300	Other	COMMERCIAL WORKS				84.21	921004	8100940	LGE CTR 16TH FL - DELIVER PRODUCT FROM COMMERCIAL WAREHOUSE- INV 8100940	NOV-2011
5,301	Other	COMMERCIAL WORKS				429.60	921003	8100941	MOVING SERVICES FROM RICHMOND TO BOC - INV 8100941	NOV-2011
5,302	Other	COMMERCIAL WORKS				175.61	921004	8100942	PROVIDE AND DELIVER TOTES TO LGE CTR- INV 8100942	NOV-2011
5,303	Other	COMMERCIAL WORKS				96.66	921004	8100943	MOVE BOXES FROM SIMPSONVILLE TO BO - KEITH YOCUM- INV 8100943	NOV-2011
5,304	Other	COMMERCIAL WORKS				143.20	923100	8100978	PICK UP WREATH CRATES FROM CARPENTER SHOP AND DELIVER TO COMMERCIAL WAREHOUSE- INV 8100978	NOV-2011
5,305	Other	COMMERCIAL WORKS				77.85	901001	8101008	MOVING SERVICES FOR INV #8101008- FOR IRV HURST AREA	Dec-2011
5,306	Other	COMMERCIAL WORKS				77.98	921902	8101039	MOVING SERVICES FOR INV #8101039- FOR LGE CTR 16TH FL	Dec-2011
5,307	Other	COMMERCIAL WORKS				227.30	923100	8101124	MOVING SERVICES FOR INV #8101124- PICK UP XMAS TREE AND WREATH BOXES	Dec-2011
5,308	Other	COMMERCIAL WORKS				77.85	921902	8101127	MOVING SERVICES FOR INV #8101122- FOR LGE CTR 16TH FL	Dec-2011
5,309	Other	COMMERCIAL WORKS				77.85	921902	8101173	MOVING SERVICES FOR INV #8101127- FOR IRV HURST AREA	Dec-2011
5,310	Other	COMMERCIAL WORKS				2,494.82	921004	8101182	MOVING AND STORAGE - PICK UP AND DELIVERY OF CHRISTMAS DECORATIONS FOR BUSINESS OFFICES - INV 8101182	Dec-2011
5,311	Other	COMMERCIAL WORKS				501.91	921003	8101242	MOVING AND STORAGE - TRANSPORT CHAIRS TO CARROLLTON OFFICE - INV 8101242	Dec-2011
5,312	Other	COMMERCIAL WORKS				872.22	921004	8101247	MOVING AND STORAGE - PICK UP AND DELIVERY OF CHRISTMAS DECORATIONS FOR BUSINESS OFFICES - INV 8101247	Dec-2011
5,313	Other	COMMERCIAL WORKS				155.70	921003	8101258	MOVING AND STORAGE - TRANSPORT CHAIRS TO WAREHOUSE - INV 8101258	Dec-2011
5,314	Other	COMMERCIAL WORKS				132.96	921004	8101277	MOVING AND STORAGE - HANDLE OUT OF STORAGE AND DELIVER LATERAL FILE CABINET TO LGE CTR - INV 8101277	Dec-2011
5,315	Other	COMMERCIAL WORKS				3,879.33	921003	8101285	DECEMBER STORAGE FEES - INV 8101285 DATED 12/2/2011	Dec-2011
5,316	Other	COMMERCIAL WORKS				2,475.36	921004	8101285	DECEMBER STORAGE FEES - INV 8101285 DATED 12/2/2011	Dec-2011
5,317	Other	COMMERCIAL WORKS				91.65	921004	8101365	COMMERCIAL WORKS - MOVING SERVICES - (INV # 8101365)	Jan-2012
5,318	Other	COMMERCIAL WORKS				160.12	921903	8101398	COMMERCIAL WORKS - MOVING SERVICES - 2ND FL IT REORG PROJECT (INV # 8101398)	Jan-2012
5,319	Other	COMMERCIAL WORKS				2,263.41	921004	8101437	COMMERCIAL WORKS - BOC - 150 YARDS OF GHOST SHIP CARPET STORAGE. INVOICE #8101437	Feb-2012
5,320	Other	COMMERCIAL WORKS				1,928.09	921003	8101437	COMMERCIAL WORKS - BOC - 150 YARDS OF GHOST SHIP CARPET STORAGE. INVOICE #8101437	Feb-2012
5,321	Other	COMMERCIAL WORKS				644.00	921003	8101463	COMMERCIAL WORKS - DETAILED INVENTORY OF ITEMS FROM LEXINGTON. INVOICE #8101463	Feb-2012
5,322	Other	COMMERCIAL WORKS				223.60	921003	8101478	COMMERCIAL WORKS - BOC - PICK UP STEELCASE OPTIONS FURNITURE. INVOICE #8101478	Feb-2012
5,323	Other	COMMERCIAL WORKS				761.70	921004	8101500	COMMERCIAL WORKS - MORGANFIELD - CHRISTMAS DECOR. INVOICE #8101500	Feb-2012
5,324	Other	COMMERCIAL WORKS				538.24	921004	8101534	COMMERCIAL WORKS-MOVING SERVICES AS PER INV 8101534 (PICK UP XMAS TREES AND WREATHS FROM GREENVILLE AND EARLINGTON)	Feb-2012
5,325	Other	COMMERCIAL WORKS				84.08	921902	8101535	COMMERCIAL WORKS-MOVING SERVICES AS PER INV 8101535 (WAREHOUSE TO LGE CTR 6TH FL)	Feb-2012
5,326	Other	COMMERCIAL WORKS				1,781.00	921004	8101549	COMMERCIAL WORKS-PICK UP CHRISTMAS TREES FROM 8 RETAIL BUSINESS OFFICES IN EASTERN KY AND NORTON, VA(INV 8101549)	Feb-2012
5,327	Other	COMMERCIAL WORKS				80.09	921004	8101566	COMMERCIAL WORKS-LABOR FOR MOVE-INV #8101566	Feb-2012
5,328	Other	COMMERCIAL WORKS				73.66	921004	8101616	COMMERCIAL WORKS-LABOR TO MOVE DEBBIE LEIST -INV #8101616	Feb-2012
5,329	Other	COMMERCIAL WORKS				148.23	921004	8101618	COMMERCIAL WORKS-LABOR TO MOVE DEBBIE LEIST -INV #8101618	Feb-2012

KENTUCKY UTILITIES COMPANY
Case No. 2012- 00221
Analysis of Professional Services Expenses For the Test Year

(A)	(B)	(C)	(D)	(E)	(F)	(G)	(H)	(I)		
Line No.	Type	Vendor	Rate Case	Audit	Other	Total	Account	Invoice	Description	Period
5,330	Other	COMMERCIAL WORKS				221.86	921004	8101620	COMMERCIAL WORKS-LABOR PACK UP VP FILES FOR MOVE AT LGE CTR-INV #8101620	Feb-2012
5,331	Other	COMMERCIAL WORKS				161.50	921003	8101636	COMMERCIAL WORKS-LABOR / DELIVER TOTES FOR MOVE-INV #8101636	Feb-2012
5,332	Other	COMMERCIAL WORKS				92.08	921004	8101637	COMMERCIAL WORKS-LABOR TO MOVE MIMI KELLY-INV #8101637	Feb-2012
5,333	Other	COMMERCIAL WORKS				86.52	921004	8101638	COMMERCIAL WORKS-LABOR FOR PICK UP ITEMS FROM LGE CTR AND TAKE BACK TO WAREHOUSE FOR STORAGE-INV #8101638	Feb-2012
5,334	Other	COMMERCIAL WORKS				737.00	921003	8101639	COMMERCIAL WORKS-LABOR FOR PICK UP BOXES FROM 3 STORAGE UNITS (126 BOXES) & DELIVER TO ONE QUALITY, THEN TAKE 108 BOXES FROM ONEQ BACK TO SPRING ST. STORAGE -INV #8101639	Feb-2012
5,335	Other	COMMERCIAL WORKS				5,806.21	921004	8101647	COMMERCIAL WORKS-STORAGE SERVICES FOR FEBRUARY 2012 AND ADJUSTMENT / CORRECTION FOR JANUARY 2012 STORAGE SERVICE FEES (INV 8101647)	Feb-2012
5,336	Other	COMMERCIAL WORKS				4,946.02	921003	8101647	COMMERCIAL WORKS-STORAGE SERVICES FOR FEBRUARY 2012 AND ADJUSTMENT / CORRECTION FOR JANUARY 2012 STORAGE SERVICE FEES (INV 8101647)	Feb-2012
5,337	Other	COMMERCIAL WORKS				80.96	921004	8101712	COMMERCIAL WORKS-MOVING SERVICES TO DELIVER FURNITURE TO LGE BLDG (INV #8101712)	MAR-2012
5,338	Other	COMMERCIAL WORKS				236.26	921004	8101738	COMMERCIAL WORKS - MOVING SERVICES - DELIVER ITEMS TO MORGAINFIELD INV #8101738	MAR-2012
5,339	Other	COMMERCIAL WORKS				236.25	921004	8101738	COMMERCIAL WORKS - MOVING SERVICES - DELIVER ITEMS TO MORGAINFIELD INV #8101738	MAR-2012
5,340	Other	COMMERCIAL WORKS				252.30	921004	8101739	COMMERCIAL WORKS - MOVING SERVICES - DELIVER ITEMS TO GEORGE SIEMENS FRANKFORM OFFICE INV #8101739	MAR-2012
5,341	Other	COMMERCIAL WORKS				4,037.85	921004	8101775	COMMERCIAL WORKS - PICK UP OVERHEAD BINS FOR PAINTING. INVOICE #8101775	MAR-2012
5,342	Other	COMMERCIAL WORKS				3,439.65	921003	8101775	COMMERCIAL WORKS - PICK UP OVERHEAD BINS FOR PAINTING. INVOICE #8101775	MAR-2012
5,343	Other	COMMERCIAL WORKS				4,071.03	921004	J703-0020-0312 Adjustment USD	COMMERCIAL WORKS	MAR-2012
5,344	Other	COMMERCIAL WORKS				3,457.33	921003	J703-0020-0312 Adjustment USD	COMMERCIAL WORKS	MAR-2012
5,345	Other	COMMONWEALTH OF KENTUCKY				100.00	511100	73810	ELEVATOR INSPECTION UNIT #5960 - INSPECTION DATE 10/03/11 (INVOICE #73810)	OCT-2011
5,346	Other	COMMONWEALTH OF KENTUCKY				200.00	511100	73811	ELEVATOR INSPECTION - UNITE #168 INSPECTION DATE 12/02/10 AND 10/03/11 (INVOICE 73811)	OCT-2011
5,347	Other	COMMONWEALTH OF KENTUCKY				200.00	511100	73812	ELEVATOR INSPECTION UNIT #20324 - INSPECTION DATE 12/02/10 AND 10/03/11 (INVOICE 73812)	OCT-2011
5,348	Other	COMMONWEALTH OF KENTUCKY				100.00	513100	75148	Elevator Unit #5726 (No. 3 elevator) - Inspected 12/01/11	Jan-2012
5,349	Other	COMMONWEALTH OF KENTUCKY				100.00	513100	75149	Elevator Unit #6693 (No. 1 elevator) - Inspected 12/01/11	Jan-2012
5,350	Other	COMMUNITY ACTION COUNCIL				11,300.00	908005	4043625	WeCare-CAC-KU Phase1: Invoice Number 4043-623 (Tier A 13, Tier B 9, Tier C 5, Total 27)	Dec-2011
5,351	Other	COMMUNITY ACTION COUNCIL				20,430.00	908005	4043627	WeCare-CAC-KU Phase1: Invoice Number 4043-623 (Tier A 13, Tier B 9, Tier C 5, Total 27)	Jan-2012
5,352	Other	COMMUNITY ACTION COUNCIL				25,824.56	908005	4043628	WeCare-CAC-KU Phase 2: Invoice Number 4043-624 (Tier A 18, Tier B 5, Tier C 16, Total 39)	Jan-2012
5,353	Other	COMMUNITY ACTION COUNCIL				8,505.00	908005	4043629	WeCare-CAC-KU Phase1: Invoice Number 4043-623 (Tier A 13, Tier B 9, Tier C 5, Total 27)	MAR-2012
5,354	Other	COMMUNITY ACTION COUNCIL				9,567.73	908005	4043630	WeCare-CAC-KU Phase 2: Invoice Number 4043-624 (Tier A 18, Tier B 5, Tier C 16, Total 39)	MAR-2012
5,355	Other	COMMUNITY ACTION COUNCIL				28,432.50	908005	LGEKU06111	WeCare-CAC-KU Phase1: Invoice Number LGE-KU 60111 (Tier A 6, Tier B 14 Tier C 88, Total 108)	Jun-2011
5,356	Other	COMMUNITY ACTION COUNCIL				17,920.00	908005	LGEKU100111	WeCare-CAC-KU Phase1: Invoice Number 4043-621 (Tier A 16, Tier B 8, Tier C 16, Total 40)	OCT-2011
5,357	Other	COMMUNITY ACTION COUNCIL				13,450.00	908005	LGEKU110111	WeCare-CAC-KU Phase1: Invoice Number 4043-623 (Tier A 13, Tier B 9, Tier C 5, Total 27)	NOV-2011
5,358	Other	COMMUNITY ACTION COUNCIL				18,732.50	908005	LGEKU30111	WeCare-CAC-KU Phase1: Invoice Number LGE-KU 30111 (Tier A 7, Tier B 23, Tier C 42, Total 72)	APR-2011
5,359	Other	COMMUNITY ACTION COUNCIL				29,275.00	908005	LGEKU50111	WeCare-CAC-KU Phase1: Invoice Number LGE-KU 50111 (Tier A 22, Tier B 46, Tier C 44, Total 112)	MAY-2011

KENTUCKY UTILITIES COMPANY
Case No. 2012- 00221
Analysis of Professional Services Expenses For the Test Year

(A)	(B)	(C)	(D)	(E)	(F)	(G)	(H)	(I)		
Line No.	Type	Vendor	Rate Case	Audit	Other	Total	Account	Invoice	Description	Period
5,360	Other	COMMUNITY ACTION COUNCIL				26,305.00	908005	LGEKU70111	WeCare-CAC-KU Phase1: Invoice Number LGE-KU 70111 (Tier A 10, Tier B 22 Tier C 68, Total 100)	JUL-2011
5,361	Other	COMMUNITY ACTION COUNCIL				25,087.50	908005	LGEKU80111	WeCare-CAC-KU Phase1: Invoice Number LGE-KU 80111 (Tier A 6, Tier B 24 Tier C 66, Total 96)	AUG-2011
5,362	Other	COMMUNITY ACTION COUNCIL				4,740.83	908005	LGEKU90111	WeCare-CAC-KU Phase2: Invoice Number 4043-620 (Tier A 1, Tier B 1, Tier C 4, Total 6)	SEP-2011
5,363	Other	COMMUNITY ACTION COUNCIL				13,572.50	908005	LGEKU90111A	WeCare-CAC-KU Phase1: Invoice Number 4043-6119 (Tier A 6, Tier B 7, Tier C 15, Total 28)	SEP-2011
5,364	Other	COMMUNITY ACTION COUNCIL				31,466.52	908005	LGEKU90111B	WeCare-CAC-KU Phase 2: Invoice Number 4043-622 (Tier A 6, Tier B 11, Tier C 19, Total 36)	OCT-2011
5,365	Other	COMMUNITY ACTION COUNCIL				25,407.89	908005	LGEKU90111C	WeCare-CAC-KU Phase 2: Invoice Number 4043-624 (Tier A 18, Tier B 5, Tier C 16, Total 39)	NOV-2011
5,366	Other	COMMUNITY ACTION COUNCIL				15,482.63	908005	LGEKU90111D	WeCare-CAC-KU Phase 2: Invoice Number 4043-624 (Tier A 18, Tier B 5, Tier C 16, Total 39)	Dec-2011
5,367	Other	COMPUMARK INDUSTRIES INC				7,676.80	512100	7061DRV	U4 BOILER TUNING SERVICE AT GHENT	APR-2011
5,368	Other	COMVERGE INC				902.50	908005	0000004785	CORRECT SALES TAX Comverge Order# 0000011980, Cust order# 20-0007681, dated 9/19/2011, For LMS Software Support and Maintenance, 9/16/2011-9/15/2012	OCT-2011
5,369	Other	COMVERGE INC				47.50	908005	0000004785	CORRECT SALES TAX Comverge Order# 0000011980, Cust order# 20-0007681, dated 9/19/2011, For LMS Software Support and Maintenance, 9/16/2011-9/15/2012	OCT-2011
5,370	Other	COMVERGE INC				(19,734.30)	908005	5083	CORRECT SALES TAX ACCT -63372-03-00-JB 152.48 MHZ; Unit includes CV-307 format, 2 functions, adaptive algorithm, two 5 amp relays, 240 VAC Power Transformer; Junction Box Enclosure; Frequency 152.48 and 152.03 -- IIN#3010570	Jan-2012
5,371	Other	COMVERGE INC				19,374.30	908005	5083	CORRECT SALES TAX -63372-03-00-JB 152.48 MHZ; Unit includes CV-307 format, 2 functions, adaptive algorithm, two 5 amp relays, 240 VAC Power Transformer; Junction Box Enclosure; Frequency 152.48 and 152.03 -- IIN#3010570	Dec-2011
5,372	Other	COMVERGE INC				382.85	908005	5151	Robert Moore(Comverge) is to assist with relocating the LMS at the BOC Data center. He is expected to reestablish all connections and ensure LMS is restored to fully operational state as quickly as possible.	Feb-2012
5,373	Other	COMVERGE INC				20.15	908005	5151	Robert Moore(Comverge) is to assist with relocating the LMS at the BOC Data center. He is expected to reestablish all connections and ensure LMS is restored to fully operational state as quickly as possible.	Feb-2012
5,374	Other	COMVERGE INC				60.41	908005	5246	IntelliPort Hardware (test tool) PTU/PCD/PRP The hardware is needed in order for the test tool/ Intelliport To function. Once received you can download the Comverge App from the Apple Store for free. This only works with The Iphone/iTou	Feb-2012
5,375	Other	COMVERGE INC				27,039.62	908005	0000005409	Comverge, KU February 2012 Inv# 5409, 2/28/2012, Cust# 20-0007681, PO 60168, For Feb Monthly Call Center, Local Ops, and Back Office Mgmt Fees	MAR-2012
5,376	Other	COMVERGE INC				36,758.42	908005	J703-0110-0312 Adjustment USD	Comverge	MAR-2012
5,377	Other	CONCO SERVICES CORP				4,056.00	512100	SLDINV000430	Labor to perform air leakage inspection - Unit #4	JUL-2011
5,378	Other	CONCO SERVICES CORP				2,296.36	512100	SLDINV000430	Travel expense & equipment handling necessary to complete leak detection on Unit #4	JUL-2011
5,379	Other	CONSOLIDATED ELECTRICAL DISTRIBUTORS INC				8,804.40	512100	4161756973	3 DAYS ON SITE - 2 BLOCKS OF TIME @ 8000/BLOCK	Jun-2011
5,380	Other	CONSOLIDATED ELECTRICAL DISTRIBUTORS INC				545.00	553100	4161760799	REPAIR COST FOR CIRCUIT BOARD THAT WILL BE PICKED UP BY SUPPLIER ON 6/15/11	JUL-2011
5,381	Other	CONSOLIDATED ELECTRICAL DISTRIBUTORS INC				3,655.00	513100	4161761810	DIRECTCONNECT (8-5,M-F) HMI & COMMUNICATION SOFTWARE SUPPORT, CATALOG #9800DC8HMICOM	JUL-2011
5,382	Other	CONSOLIDATED ELECTRICAL DISTRIBUTORS INC				1,912.00	513100	4161761810	DIRECTCONNECT (8-5,M-F) AUTOMATION CONTROL SITE SUPPORT (11-25 PROCESSORS), CATALOG #9800DC8AUTOC	JUL-2011
5,383	Other	CONSOLIDATED ELECTRICAL DISTRIBUTORS INC				55.86	513100	4161761810	DIRECTCONNECT (8-5,M-F) APPLICATION SOFTWARE SUPPORT CATALOG #9800DC8APP	JUL-2011
5,384	Other	CONSOLIDATED ELECTRICAL DISTRIBUTORS INC				3,833.00	554100	4161762172	AB R-20BD065A3AYNANA0, AB REPAIR PF700, 480V, 3PH	JUL-2011
5,385	Other	CONSOLIDATED ELECTRICAL DISTRIBUTORS INC				3,885.00	513100	4161762503	EXCHANGE AB E-6181P17TPXPH/C VERSAVIEW 1700P	AUG-2011
5,386	Other	CONSOLIDATED ELECTRICAL DISTRIBUTORS INC				1,275.00	513100	4161764864	REPAIR AB R-1747L542/C SLC PROCESSOR	AUG-2011
5,387	Other	CONSOLIDATED ELECTRICAL DISTRIBUTORS INC				2,750.00	512100	4161780764	TROUBLESHOOT AND REPAIR GATEWAY COMMS ISSUE	MAR-2012
5,388	Other	CONSOLIDATED ELECTRICAL DISTRIBUTORS INC				1,450.00	506100	4382410310	PLC/VFD TRAINING FOR TWO KU EMPLOYEES NOVEMBER 16TH AND 17, 2011	Dec-2011
5,389	Other	CONSOLIDATED ELECTRICAL DISTRIBUTORS INC				7,000.00	512100	4161-757111	3 DAYS ON SITE - 2 BLOCKS OF TIME @ 8000/BLOCK	MAY-2011

KENTUCKY UTILITIES COMPANY
Case No. 2012- 00221
Analysis of Professional Services Expenses For the Test Year

(A)	(B)	(C)	(D)	(E)	(F)	(G)	(H)	(I)		
Line No.	Type	Vendor	Rate Case	Audit	Other	Total	Account	Invoice	Description	Period
5,390	Other	CONSOLIDATED ELECTRICAL DISTRIBUTORS INC				4,047.00	512100	5660-514122	CORRECT SALES TAX HMI communication 24x7 product support	AUG-2011
5,391	Other	CONSOLIDATED ELECTRICAL DISTRIBUTORS INC				1,830.00	512100	5660-514122	Automation 5-10 processors 24 x 7 product support	AUG-2011
5,392	Other	CONSOLIDATED ELECTRICAL DISTRIBUTORS INC				83.00	512100	5660-514122	Application 8 to 5, M-F product support	AUG-2011
5,393	Other	CONSOLIDATED METAL SERVICES INC				7,423.97	512100	8658	WELD UP 3-4 MILL RACE DURING SPRING OUTAGE	APR-2011
5,394	Other	CONSOLIDATED METAL SERVICES INC				7,117.50	512100	8681	LABOR TO WELD METAL REPAIR 3-2 MILL RACE AND BOWL EXTENSION RING	MAY-2011
5,395	Other	CONSOLIDATED METAL SERVICES INC				4,107.23	512100	8681	MATERIAL TO WELD METAL REPAIR 3-2 MILL RACE AND BOWL EXTENSION RING	MAY-2011
5,396	Other	CONSOLIDATED METAL SERVICES INC				2,858.55	512100	8684	LABOR TO RESURFACE 2) MILL ROLLS	MAY-2011
5,397	Other	CONSOLIDATED METAL SERVICES INC				2,402.50	512100	8694	LABOR FOR 2-4 MILL RACES	Jun-2011
5,398	Other	CONSOLIDATED METAL SERVICES INC				2,402.50	512100	8694	MATERIAL FOR 2-4 MILL RACES	Jun-2011
5,399	Other	CONSOLIDATED METAL SERVICES INC				2,100.00	512100	8694	LABOR FOR 2-1 MILL RACES	Jun-2011
5,400	Other	CONSOLIDATED METAL SERVICES INC				2,100.00	512100	8694	LABOR FOR 2-3 MILL RACES	Jun-2011
5,401	Other	CONSOLIDATED METAL SERVICES INC				2,100.00	512100	8694	LABOR FOR 2-5 MILL RACES	Jun-2011
5,402	Other	CONSOLIDATED METAL SERVICES INC				2,100.00	512100	8694	LABOR FOR 2-6 MILL RACES	Jun-2011
5,403	Other	CONSOLIDATED METAL SERVICES INC				2,100.00	512100	8694	MATERIAL FOR 2-1 MILL RACES	Jun-2011
5,404	Other	CONSOLIDATED METAL SERVICES INC				2,100.00	512100	8694	MATERIAL FOR 2-3 MILL RACES	Jun-2011
5,405	Other	CONSOLIDATED METAL SERVICES INC				2,100.00	512100	8694	MATERIAL FOR 2-3 MILL RACES	Jun-2011
5,406	Other	CONSOLIDATED METAL SERVICES INC				2,100.00	512100	8694	MATERIAL FOR 2-6 MILL RACES	Jun-2011
5,407	Other	CONSOLIDATED METAL SERVICES INC				2,636.60	512100	8730	LABOR TO RECONDITION (2) GHENT 2 MILL ROLLS	AUG-2011
5,408	Other	CONSOLIDATED METAL SERVICES INC				13,685.00	512100	8760	PROVIDE LABOR AND MATERIAL TO WELD UP 3 OF BROWN 2 MILL RACES DURING FALL 2011 OUTAGE. THESE ARE CE 663 PULVERIZERS	OCT-2011
5,409	Other	CONSOLIDATED METAL SERVICES INC				4,977.50	512100	8804	LABOR TO PERFORM 4-1 MILL RACE WELDING	Feb-2012
5,410	Other	CONSOLIDATED METAL SERVICES INC				4,977.50	512100	8804	MATERIAL TO PERFORM 4-1 MILL RACE WELDING	Feb-2012
5,411	Other	CONSOLIDATED METAL SERVICES INC				2,345.27	512100	8835	LABOR TO ADD 600# OF WELD TO 1-6 MILL RACE	MAR-2012
5,412	Other	CONSOLIDATED METAL SERVICES INC				2,345.27	512100	8835	MATERIAL TO ADD 600# OF WELD TO 1-6 MILL RACE	MAR-2012
5,413	Other	CONSOLIDATED METAL SERVICES INC				2,345.26	512100	8835	LABOR TO ADD 600# OF WELD TO 1-3 MILL RACE	MAR-2012
5,414	Other	CONSOLIDATED METAL SERVICES INC				2,345.26	512100	8835	LABOR TO ADD 600# OF WELD TO 1-4 MILL RACE	MAR-2012
5,415	Other	CONSOLIDATED METAL SERVICES INC				2,345.26	512100	8835	LABOR TO ADD 600# OF WELD TO 1-5 MILL RACE	MAR-2012
5,416	Other	CONSOLIDATED METAL SERVICES INC				2,345.26	512100	8835	MATERIAL TO ADD 600# OF WELD TO 1-3 MILL RACE	MAR-2012
5,417	Other	CONSOLIDATED METAL SERVICES INC				2,345.26	512100	8835	MATERIAL TO ADD 600# OF WELD TO 1-4 MILL RACE	MAR-2012
5,418	Other	CONSOLIDATED METAL SERVICES INC				2,345.26	512100	8835	MATERIAL TO ADD 600# OF WELD TO 1-5 MILL RACE	MAR-2012
5,419	Other	CONSOLIDATED PIPE AND SUPPLY CO INC				447.10	511100	720095000000	CONSULT ON REPAIR OF DRAIN LINE AT U3 OIL SEPERATOR	Feb-2012
5,420	Other	CORNERSTONE CONTROLS INC				682.50	513100	258563	CLEAN AND RECONDITION PLUG/STEM ASSY AND SEAT RING	MAR-2012
5,421	Other	CORPEDIA CORP				354.50	923900	1104024	CORRECT SALES TAX Invoice # 11-04-024 for "March 2011-Hosting Fee in custom course 9259"	AUG-2011
5,422	Other	CORPEDIA CORP				750.00	923900	1104077	CORRECT SALES TAX Invoice # 11-04-077 for "First Draft of Mini Acknowledgment course for purchasing cardholders"	AUG-2011
5,423	Other	Corporate Accounting				(10,805.20)	592100	J001-0110-0312 Adjustment USD	TRANSFORMER DECOMMISSIONING	MAR-2012
5,424	Other	Corporate Accounting				(3,745.20)	592100	J001-0110-0511 Adjustment USD	TRANSFORMER DECOMMISSIONING	MAY-2011
5,425	Other	Corporate Accounting				(3,592.20)	592100	J001-0110-0611 Adjustment USD	TRANSFORMER DECOMMISSIONING INC	Jun-2011
5,426	Other	Corporate Accounting				(8,100.00)	592100	J001-0110-1111 Adjustment USD	TRANSFORMER DECOMMISSIONING	NOV-2011
5,427	Other	Corporate Accounting				(13,849.13)	921004	J017-0020-0112 Adjustment USD	Reimbursement for Basement Flooding Repairs - Harbor Group	Jan-2012
5,428	Other	Corporate Accounting				(38,575.00)	923100	J017-0020-0411 Adjustment USD	Costs incurred by KBR	APR-2011
5,429	Other	Corporate Accounting				(110.78)	923100	J017-0020-0611 Adjustment USD	Reimbursement for copier overage overpayment	Jun-2011
5,430	Other	Corporate Accounting				(1,826.55)	588100	J017-0020-1111 Adjustment USD	Refund of SIS Study on Mahdahl Dam	NOV-2011
5,431	Other	Corporate Accounting				(4,593.75)	910001	J017-0020-1211 Adjustment USD	SPP System Impact Study Deposit for LGE-2011-027SIS	Dec-2011
5,432	Other	Corporate Accounting				4,933.60	921003	J200-0020-0411 Other USD	KU - Monitoring Fees	APR-2011
5,433	Other	Corporate Accounting				38,575.00	923100	Reverses "J200-0020-0311 Adjustment USD	Costs incurred by KBR	APR-2011
5,434	Other	CORPORATE RISK SOLUTIONS INC				10,848.96	561590	20118984	CORPORATE RISK SOLUTIONS - WILSON - NERC CIP Gap Analysis - This invoice will be split between three dept's: Gen Serv (C&DM), Transmission & IT. Each will pay a 1/3 Portion - Invoice #2011-8984	AUG-2011
5,435	Other	CORPORATE RISK SOLUTIONS INC				9,513.70	510100	20118984	CORPORATE RISK SOLUTIONS - WILSON - NERC CIP Gap Analysis - This invoice will be split between three dept's: Gen Serv (C&DM), Transmission & IT. Each will pay a 1/3 Portion - Invoice #2011-8984	AUG-2011
5,436	Other	CORPORATE RISK SOLUTIONS INC				8,283.59	921903	20118984	CORPORATE RISK SOLUTIONS - WILSON - NERC CIP Gap Analysis - This invoice will be split between three dept's: Gen Serv (C&DM), Transmission & IT. Each will pay a 1/3 Portion - Invoice #2011-8984	AUG-2011
5,437	Other	COT PURITECH INC				18,760.00	512100	11654	GHENT 3 ID FAN OIL FLUSH	APR-2011
5,438	Other	COX INTERIOR TRUCK WASH				25.00	588100	816720	small bucket truck wash for Greg Whitley; inv # 816720	Jun-2011

KENTUCKY UTILITIES COMPANY
Case No. 2012- 00221
Analysis of Professional Services Expenses For the Test Year

(A)	(B)	(C)	(D)	(E)	(F)	(G)	(H)	(I)		
Line No.	Type	Vendor	Rate Case	Audit	Other	Total	Account	Invoice	Description	Period
5,439	Other	COX INTERIOR TRUCK WASH				25.00	588100	843118	bucket truck wash (Greg Whitley)	OCT-2011
5,440	Other	COX INTERIOR TRUCK WASH				25.00	588100	846784	bucket truck wash - Greg Whitley # 846784; Tim Clark # 851216	OCT-2011
5,441	Other	COX INTERIOR TRUCK WASH				25.00	588100	851216	bucket truck wash - Greg Whitley # 846784; Tim Clark # 851216	OCT-2011
5,442	Other	CRANE AMERICA SERVICES INC				490.00	513100	90051937	2011 ANNUAL CRANE & HOIST INSPECTIONS, INCLUDING RETURN TRIP IN APRIL FOR FD FAN ROOM INSPECTION AND 60' BOOM MANLIFT.	APR-2011
5,443	Other	CRANE AMERICA SERVICES INC				1,135.00	544100	90058008	REPAIR DIX OVERHEAD LOW SPEED CONTROLS.	Jun-2011
5,444	Other	CRANE AMERICA SERVICES INC				20.00	544100	90058008	FUEL SURCHARGE	Jun-2011
5,445	Other	CRANE AMERICA SERVICES INC				3,080.00	544100	90064355	TROUBLESHOOT/REPAIR DIX MAIN HOIST	AUG-2011
5,446	Other	CRANE AMERICA SERVICES INC				3,875.00	512005	90072908	ITEM #44 FGD 2ND FLOOR - NEEDS PROPER HARRINGTON TROLLEY	NOV-2011
5,447	Other	CRANE AMERICA SERVICES INC				1,650.00	512005	90072908	LOAD TEST TWO 3 TON HOISTS AT FGD	NOV-2011
5,448	Other	CRANE AMERICA SERVICES INC				1,480.96	514100	90072908	ITEM #19 U3 MILL WEST - ROPE DAMAGED & ON LAST LAP AT GROUND	NOV-2011
5,449	Other	CRANE AMERICA SERVICES INC				950.00	512005	90072908	BOOM LIFT	NOV-2011
5,450	Other	CRANE AMERICA SERVICES INC				710.00	514100	90072908	ITEM #4 U2 MILL MOVE END STOPS AND REPLACE SPRING IN HOIST	NOV-2011
5,451	Other	CRANE AMERICA SERVICES INC				500.00	514100	90072908	ITEM #18 U3 MILL EAST - BUMPERS REMOVED	NOV-2011
5,452	Other	CRANE AMERICA SERVICES INC				500.00	514100	90072908	ITEM #19 U3 MILL WESS - BUMPERS REMOVED	NOV-2011
5,453	Other	CRANE AMERICA SERVICES INC				500.00	544100	90072908	ITEM #13 DIX DAM - BUMPER DAMAGED	NOV-2011
5,454	Other	CRANE AMERICA SERVICES INC				375.00	514100	90072908	ITEM #2 U2 MILL - MOVE END STOPS	NOV-2011
5,455	Other	CRANE AMERICA SERVICES INC				275.00	512005	90072908	ITEM #37 LS PREP - TROLLEY NEEDS TOW ARM	NOV-2011
5,456	Other	CRANE AMERICA SERVICES INC				225.00	514100	90072908	ITEM #10 TRACTOR SHED - LOAD CABLE REEVED BACKWARDS	NOV-2011
5,457	Other	CRANE AMERICA SERVICES INC				150.00	512005	90072908	ITEM #37 LS PREP - HOIST LOWER LIMIT NOT SET	NOV-2011
5,458	Other	CRANE AMERICA SERVICES INC				150.00	512005	90072908	ITEM #35 LS FEEDER LVL - HOIST LOWER LIMIT NOT SET	NOV-2011
5,459	Other	CRANE AMERICA SERVICES INC				125.00	512005	90072908	ITEM #37 LS PREP - CONTROL STATION LABELED INCORRECTLY	NOV-2011
5,460	Other	CRANE AMERICA SERVICES INC				820.00	513100	90074212	10/06/11 - REPAIR U2 MILL HOIST DOWN BUTTON	NOV-2011
5,461	Other	CRANE AMERICA SERVICES INC				780.00	513100	90074213	10/11/11 - U2 MILL TROLLEY HARD TO MOVE	NOV-2011
5,462	Other	CRANE AMERICA SERVICES INC				1,540.00	513100	90074214	10/14/11 - US MILL TROLLEY WILL NOT TRANSFER	NOV-2011
5,463	Other	CRANE AMERICA SERVICES INC				3,785.00	512005	90086126	2012 ANNUAL CRANE INSPECTIONS	MAR-2012
5,464	Other	CRANE AMERICA SERVICES INC				2,600.00	554100	90087215	ANNUAL OSHA INSPECTION OF 26 UNITS	MAR-2012
5,465	Other	CRANE AMERICA SERVICES INC				810.00	512055	90087233	SERVICE CALL ON LS PREP OVERHEAD - REMOTE CONTROLS ERRATIC	MAR-2012
5,466	Other	CRANE AMERICA SERVICES INC				768.50	512055	90087233	SERVICE CALL ON LS PREP OVERHEAD - REMOTE CONTROLS ERRATIC	MAR-2012
5,467	Other	CRANE PRO SERVICES				2,033.39	511100	FRK00563041	INVOICE #FRK00563041	APR-2011
5,468	Other	CRANE PRO SERVICES				340.00	506100	FRK00578615	INVOICE #FRK00578615	Jun-2011
5,469	Other	CRANE PRO SERVICES				340.00	506100	FRK00639737	LABOR TO INSPECT OVERHEAD CRANE IN FALL OF 2011 AND SPRING OF 2012	Jan-2012
5,470	Other	CRANE PRO SERVICES				(2,998.00)	511100		Reverses *J701-0110-0311 Adjustment USD	
5,471	Other	CREATIVE ALLIANCE				24,570.60	908005	57401	Crane Pro c/o Kone Cranes	APR-2011
5,472	Other	CREATIVE ALLIANCE				8,432.65	908005	59173	Creative Alliance Invoice # 57401	APR-2011
5,473	Other	CREATIVE ALLIANCE				6,862.03	908005	59174	Creative Alliance Invoice#s 59173	MAY-2011
5,474	Other	CREATIVE ALLIANCE				9,540.07	908005	59176	Creative Alliance Invoice#s 59174	MAY-2011
5,475	Other	CREATIVE ALLIANCE				(193.36)	908005	59179	Creative Alliance Invoice#s 59176	MAY-2011
5,476	Other	CREATIVE ALLIANCE				(74.80)	908005	59180	PROFESSIONAL SERVICES	MAY-2011
5,477	Other	CREATIVE ALLIANCE				28,977.19	908005	60820	PROFESSIONAL SERVICES	MAY-2011
5,478	Other	CREATIVE ALLIANCE				20,347.95	908005	60822	Creative Alliance Invoice 60820 Broadcast Media Invoice Radio; Outlying Markets	Jun-2011
5,479	Other	CREATIVE ALLIANCE				8,389.50	908005	60825	Creative Alliance Invoice 60822 Broadcast Media Invoice Radio; Lexington	Jun-2011
5,480	Other	CREATIVE ALLIANCE				27,050.40	908005	60827	Creative Alliance Invoice 60825 Broadcast Media-Television Outlying Markets	Jun-2011
5,481	Other	CREATIVE ALLIANCE				15,805.75	908005	60828	Creative Alliance Invoice 60827 Broadcast Media-Television: Lexington Market	Jun-2011
5,482	Other	CREATIVE ALLIANCE				825.00	908005	62394	Creative Alliance Invoice 60828 Broadcast Media-Television: Evansville Market	Jun-2011
5,483	Other	CREATIVE ALLIANCE				2,796.50	908005	62396	Creative Alliance Invoice# 62394. Broadcast Media Invoice-Radio; Lexington; WUKY	Jun-2011
5,484	Other	CREATIVE ALLIANCE				8,743.95	908005	62398	Creative Alliance Invoice# 62396. Broadcast Media Invoice-Television.Outlying Market. CTV	Jun-2011
5,485	Other	CREATIVE ALLIANCE				3,999.25	908005	62399	Creative Alliance Invoice# 62398. Broadcast Media Invoice-Television. Lexington Market. Insight Media Lexington, WDKY, WKYT, WLEX and WTVQ	Jun-2011
5,486	Other	CREATIVE ALLIANCE				2,475.00	908005	64057	Creative Alliance Invoice# 62399 Broadcast Media Invoice-Television. Evansville; WEHT, WEVV, WFIE and WTVW	Jun-2011
5,487	Other	CREATIVE ALLIANCE				28,620.19	908005	64058	Creative Alliance Invoices. Invoice number 64057	AUG-2011
5,488	Other	CREATIVE ALLIANCE				18,733.65	908005	65902	Creative Alliance Invoices. Invoice number 64058	AUG-2011
5,489	Other	CREATIVE ALLIANCE				9,540.07	908005	65903	Creative Alliance Invoices for August 2011 Invoice# 65902	SEP-2011
5,490	Other	CREATIVE ALLIANCE				(46.75)	908005	65904	Creative Alliance Invoice # 65903	SEP-2011
5,491	Other	CREATIVE ALLIANCE				(21.25)	908005	65907	PROFESSIONAL SERVICES	SEP-2011
5,492	Other	CREATIVE ALLIANCE				8,424.15	908005	67766	PROFESSIONAL SERVICES	SEP-2011
									Creative Alliance Invoice# 67766 Broadcast Media Radio; Lex	OCT-2011

KENTUCKY UTILITIES COMPANY
Case No. 2012- 00221
Analysis of Professional Services Expenses For the Test Year

(A)	(B)	(C)	(D)	(E)	(F)	(G)	(H)	(I)		
Line No.	Type	Vendor	Rate Case	Audit	Other	Total	Account	Invoice	Description	Period
5,493	Other	CREATIVE ALLIANCE				5,680.13	908005	67771	Creative Alliance Invoice# 67771 Broadcast Media-TV; CTV	OCT-2011
5,494	Other	CREATIVE ALLIANCE				17,701.68	908005	67772	Creative Alliance Invoice# 67772 Broadcast Media-Lexington	OCT-2011
5,495	Other	CREATIVE ALLIANCE				13,978.25	908005	67774	Creative Alliance Invoice# 67774 Broadcast Media-Evansville	OCT-2011
5,496	Other	CREATIVE ALLIANCE				825.00	908005	69610	Creative Alliance Invoice # 69610; Broadcast Media-Radio	NOV-2011
5,497	Other	CREATIVE ALLIANCE				38,160.24	908005	69611	Creative Alliance Invoice # 69611- Broadcast Media - Radio	NOV-2011
5,498	Other	CREATIVE ALLIANCE				5,680.13	908005	69612	Creative Alliance Invoice # 69612- Broadcast Media - Television	NOV-2011
5,499	Other	CREATIVE ALLIANCE				20,472.68	908005	69613	Creative Alliance Invoice # 69613- Broadcast Media - Television	NOV-2011
5,500	Other	CREATIVE ALLIANCE				9,626.25	908005	69615	Creative Alliance Invoice # 69615; Broadcast Media-Television	NOV-2011
5,501	Other	CREATIVE ALLIANCE				5,082.15	908005	71727	November Creative Alliance Invoice #71727	Dec-2011
5,502	Other	CREATIVE ALLIANCE				14,135.50	908005	71729	November Creative Alliance Invoice #71729	Dec-2011
5,503	Other	CREATIVE ALLIANCE				7,947.50	908005	71730	November Creative Alliance Invoice #71730	Dec-2011
5,504	Other	CREATIVE ALLIANCE				23,834.00	908005	71731	November Creative Alliance Invoice #71731	Dec-2011
5,505	Other	CREATIVE ALLIANCE				5,082.15	908005	72934	Creative Alliance Invoice# 72934-0 Broadcast Media Invoice-Radio	Dec-2011
5,506	Other	CREATIVE ALLIANCE				8,639.40	908005	75089	Broadcast Media Invoice-Radio Lexington Market. Invoice # 75089	Feb-2012
5,507	Other	CREATIVE ALLIANCE				19,489.65	908005	75090	Broadcast Media Invoice-Radio Outlying Market. Invoice # 75090	Feb-2012
5,508	Other	CREATIVE ALLIANCE				17,911.61	908005	75093	Broadcast Media Invoice-Television. Lexington Market. Invoice # 75093	Feb-2012
5,509	Other	CREATIVE ALLIANCE				(75.65)	908005	75094	PROFESSIONAL SERVICES	Feb-2012
5,510	Other	CREATIVE ALLIANCE				16,001.25	908005	75095	Broadcast Media Invoice-Television. Evansville Market - Invoice # 75095	Feb-2012
5,511	Other	CREATIVE ALLIANCE				9,744.83	908005	76049	Creative Alliance Invoice# 76049 Broadcast Media Invoice Radio; Outlying Market	MAR-2012
5,512	Other	CREATIVE ALLIANCE				4,323.10	908005	76050	Creative Alliance Invoice# 76050 Broadcast Media Invoice Radio; Lexington	MAR-2012
5,513	Other	CREATIVE ALLIANCE				7,514.00	908005	76053	Creative Alliance Invoice# 76053 Broadcast Media InvoiceTelevision; Evansville	MAR-2012
5,514	Other	CREATIVE ALLIANCE				8,827.25	908005	76055	Creative Alliance Invoice# 76055 Broadcast Media Invoice Television; Lexington	MAR-2012
5,515	Other	CREATIVE ALLIANCE				8,940.75	908005	77230	November Creative Alliance Invoice # 71723-0	Dec-2011
5,516	Other	CREATIVE ALLIANCE				426.13	908005	506090	Creative Alliance Invoice# 60509-0 Job: 054788 UCI Awards 2011	MAY-2011
5,517	Other	CREATIVE ALLIANCE				6,350.00	908005	568200	Creative Alliance Invoice # 56820-0	APR-2011
5,518	Other	CREATIVE ALLIANCE				12,265.95	908005	573970	Creative Alliance Invoice # 57397-0	APR-2011
5,519	Other	CREATIVE ALLIANCE				8,806.20	908005	573980	Creative Alliance Invoice # 57398-0	APR-2011
5,520	Other	CREATIVE ALLIANCE				6,375.00	908005	574080	Creative Alliance Invoice # 57408-0	APR-2011
5,521	Other	CREATIVE ALLIANCE				1,764.51	923100	575290		MAY-2011
5,522	Other	CREATIVE ALLIANCE				383.08	923100	575290	LABOR	APR-2011
5,523	Other	CREATIVE ALLIANCE				2,041.74	923100	575300		MAY-2011
5,524	Other	CREATIVE ALLIANCE				443.26	923100	575300	LABOR	APR-2011
5,525	Other	CREATIVE ALLIANCE				1,700.76	923100	575310		MAY-2011
5,526	Other	CREATIVE ALLIANCE				369.24	923100	575310	LABOR	APR-2011
5,527	Other	CREATIVE ALLIANCE				320.50	908005	576090	Creative Alliance, inv# 57609-0, 3/21/11, job# 052717 - leave behind plastic bags	APR-2011
5,528	Other	CREATIVE ALLIANCE				11,326.32	908005	576100	Creative Alliance, inv# 57610-0, 3/21/11, job#053050 DC DM Test February	APR-2011
5,529	Other	CREATIVE ALLIANCE				2,831.58	908005	576100	Creative Alliance, inv# 57610-0, 3/21/11, job#053050 DC DM Test February	APR-2011
5,530	Other	CREATIVE ALLIANCE				2,688.75	908005	576110	Creative Alliance Invoice # 57611-0	APR-2011
5,531	Other	CREATIVE ALLIANCE				172.50	908005	576120	Creative Alliance Invoice#57612-0 CFL Hazard Stickers	APR-2011
5,532	Other	CREATIVE ALLIANCE				172.50	908005	576130	Creative Alliance Invoice # 57613-0	APR-2011
5,533	Other	CREATIVE ALLIANCE				172.50	908005	576140	Creative Alliance Invoice # 57614-0	APR-2011
5,534	Other	CREATIVE ALLIANCE				141.73	923100	576160		MAY-2011
5,535	Other	CREATIVE ALLIANCE				30.77	923100	576160	LABOR	APR-2011
5,536	Other	CREATIVE ALLIANCE				20,125.00	908005	576190	Creative Alliance Invoice # 57619-0	APR-2011
5,537	Other	CREATIVE ALLIANCE				6,267.50	908005	576200	Creative Alliance Invoice # 57621-0	APR-2011
5,538	Other	CREATIVE ALLIANCE				5,080.05	923100	576230		MAY-2011
5,539	Other	CREATIVE ALLIANCE				497.45	923100	576230	LABOR	APR-2011
5,540	Other	CREATIVE ALLIANCE				1,335.47	923100	576250		MAY-2011
5,541	Other	CREATIVE ALLIANCE				130.78	923100	576250	LABOR	APR-2011
5,542	Other	CREATIVE ALLIANCE				150.00	908005	580310	Creative Alliance Invoice #58031-0	APR-2011
5,543	Other	CREATIVE ALLIANCE				37,243.63	923100	581630	LABOR	APR-2011
5,544	Other	CREATIVE ALLIANCE				172.50	923100	582480	LABOR	MAY-2011
5,545	Other	CREATIVE ALLIANCE				3,128.94	908005	586150	Creative Alliance Inv. # 58615-0 -- Smart Saver Folder Updates: Total Agency creative time-9.25 hrs @ \$115/hr= \$1,063.75; Total print production \$11,452	Jun-2011
5,546	Other	CREATIVE ALLIANCE				1,877.36	908005	586150	Creative Alliance Inv. # 58615-0 -- Smart Saver Folder Updates: Total Agency creative time-9.25 hrs @ \$115/hr= \$1,063.75; Total print production \$11,452	Jun-2011
5,547	Other	CREATIVE ALLIANCE				1,126.42	908005	586150	Creative Alliance Inv. # 58615-0 -- Smart Saver Folder Updates: Total Agency creative time-9.25 hrs @ \$115/hr= \$1,063.75; Total print production \$11,452	Jun-2011
5,548	Other	CREATIVE ALLIANCE				125.16	908005	586150	Creative Alliance Inv. # 58615-0 -- Smart Saver Folder Updates: Total Agency creative time-9.25 hrs @ \$115/hr= \$1,063.75; Total print production \$11,452	Jun-2011

KENTUCKY UTILITIES COMPANY
Case No. 2012- 00221
Analysis of Professional Services Expenses For the Test Year

(A)	(B)	(C)	(D)	(E)	(F)	(G)	(H)	(I)		
Line No.	Type	Vendor	Rate Case	Audit	Other	Total	Account	Invoice	Description	Period
5,549	Other	CREATIVE ALLIANCE				1,408.75	908005	586190	Creative Alliance Invoice#s 58619-0	MAY-2011
5,550	Other	CREATIVE ALLIANCE				546.72	908005	586200	Creative Alliance, Job# 052716, DC Brochure Update, 4/25/11, inv# 59442-0, Job# 054425, DC Stickers, 4/13/11, Inv# 58620-0, and Job# 053456-DC Rollershade, 4/25/11, Inv# 59451-0	MAY-2011
5,551	Other	CREATIVE ALLIANCE				160.29	908005	586200	Creative Alliance, Job# 052716, DC Brochure Update, 4/25/11, inv# 59442-0, Job# 054425, DC Stickers, 4/13/11, Inv# 58620-0, and Job# 053456-DC Rollershade, 4/25/11, Inv# 59451-0	MAY-2011
5,552	Other	CREATIVE ALLIANCE				136.68	908005	586200	Creative Alliance, Job# 052716, DC Brochure Update, 4/25/11, inv# 59442-0, Job# 054425, DC Stickers, 4/13/11, Inv# 58620-0, and Job# 053456-DC Rollershade, 4/25/11, Inv# 59451-0	MAY-2011
5,553	Other	CREATIVE ALLIANCE				40.07	908005	586200	Creative Alliance, Job# 052716, DC Brochure Update, 4/25/11, inv# 59442-0, Job# 054425, DC Stickers, 4/13/11, Inv# 58620-0, and Job# 053456-DC Rollershade, 4/25/11, Inv# 59451-0	MAY-2011
5,554	Other	CREATIVE ALLIANCE				172.50	923100	591600	LABOR	MAY-2011
5,555	Other	CREATIVE ALLIANCE				2,844.00	908005	591670	Creative Alliance Invoice#s 59167-0	MAY-2011
5,556	Other	CREATIVE ALLIANCE				10,765.95	908005	591690	Creative Alliance Invoice#s 59169-0	MAY-2011
5,557	Other	CREATIVE ALLIANCE				7,922.20	908005	591710	Creative Alliance Invoice#s 59171-0	MAY-2011
5,558	Other	CREATIVE ALLIANCE				7,664.46	908005	591850	Creative Alliance Invoice#59185-0	MAY-2011
5,559	Other	CREATIVE ALLIANCE				1,270.26	908005	594420	Creative Alliance, Job# 052716, DC Brochure Update, 4/25/11, inv# 59442-0, Job# 054425, DC Stickers, 4/13/11, Inv# 58620-0, and Job# 053456-DC Rollershade, 4/25/11, Inv# 59451-0	MAY-2011
5,560	Other	CREATIVE ALLIANCE				372.43	908005	594420	Creative Alliance, Job# 052716, DC Brochure Update, 4/25/11, inv# 59442-0, Job# 054425, DC Stickers, 4/13/11, Inv# 58620-0, and Job# 053456-DC Rollershade, 4/25/11, Inv# 59451-0	MAY-2011
5,561	Other	CREATIVE ALLIANCE				317.56	908005	594420	Creative Alliance, Job# 052716, DC Brochure Update, 4/25/11, inv# 59442-0, Job# 054425, DC Stickers, 4/13/11, Inv# 58620-0, and Job# 053456-DC Rollershade, 4/25/11, Inv# 59451-0	MAY-2011
5,562	Other	CREATIVE ALLIANCE				93.11	908005	594420	Creative Alliance, Job# 052716, DC Brochure Update, 4/25/11, inv# 59442-0, Job# 054425, DC Stickers, 4/13/11, Inv# 58620-0, and Job# 053456-DC Rollershade, 4/25/11, Inv# 59451-0	MAY-2011
5,563	Other	CREATIVE ALLIANCE				2,261.67	908005	594440	Creative Alliance invoice 59444-0, job 53217 Online and Onsite Audit Brochures Creative and printing: \$4,523.33	MAY-2011
5,564	Other	CREATIVE ALLIANCE				594.39	908005	594510	Creative Alliance, Job# 052716, DC Brochure Update, 4/25/11, inv# 59442-0, Job# 054425, DC Stickers, 4/13/11, Inv# 58620-0, and Job# 053456-DC Rollershade, 4/25/11, Inv# 59451-0	MAY-2011
5,565	Other	CREATIVE ALLIANCE				174.28	908005	594510	Creative Alliance, Job# 052716, DC Brochure Update, 4/25/11, inv# 59442-0, Job# 054425, DC Stickers, 4/13/11, Inv# 58620-0, and Job# 053456-DC Rollershade, 4/25/11, Inv# 59451-0	MAY-2011
5,566	Other	CREATIVE ALLIANCE				148.60	908005	594510	Creative Alliance, Job# 052716, DC Brochure Update, 4/25/11, inv# 59442-0, Job# 054425, DC Stickers, 4/13/11, Inv# 58620-0, and Job# 053456-DC Rollershade, 4/25/11, Inv# 59451-0	MAY-2011
5,567	Other	CREATIVE ALLIANCE				43.57	908005	594510	Creative Alliance, Job# 052716, DC Brochure Update, 4/25/11, inv# 59442-0, Job# 054425, DC Stickers, 4/13/11, Inv# 58620-0, and Job# 053456-DC Rollershade, 4/25/11, Inv# 59451-0	MAY-2011
5,568	Other	CREATIVE ALLIANCE				1,408.75	923100	594530	LABOR	MAY-2011
5,569	Other	CREATIVE ALLIANCE				517.50	923100	594550	LABOR	MAY-2011
5,570	Other	CREATIVE ALLIANCE				3,405.75	923100	594560	LABOR	MAY-2011
5,571	Other	CREATIVE ALLIANCE				23,747.50	908005	596850	Creative Alliance Invoice #59685-0 Job: 052900- 2011 Account Service Time- EE (KU)	Jun-2011
5,572	Other	CREATIVE ALLIANCE				3,881.25	908005	596870	Creative Alliance Invoice #59687-0 Job: 052904- 2011 Media Hours-EE (KU)	Jun-2011
5,573	Other	CREATIVE ALLIANCE				1,840.00	923100	596900	LABOR	MAY-2011
5,574	Other	CREATIVE ALLIANCE				4,271.00	908005	605000	Creative Alliance Invoice# 60500-0 Job: 053539 Demand Conservation Print Ads	Jun-2011
5,575	Other	CREATIVE ALLIANCE				3,570.00	908005	605010	Creative Alliance Invoice# 60501-0 Job: 054075 New AC Print	MAY-2011
5,576	Other	CREATIVE ALLIANCE				14,114.63	908005	605020	Creative Alliance, Inv# 60502-0, 5/6/2011, Job# 054469, DM Test Reprint of existing Maria & Whelans pcs.	MAY-2011
5,577	Other	CREATIVE ALLIANCE				742.87	908005	605020	Creative Alliance, Inv# 60502-0, 5/6/2011, Job# 054469, DM Test Reprint of existing Maria & Whelans pcs.	MAY-2011
5,578	Other	CREATIVE ALLIANCE				172.50	908005	605030	Creative Alliance Invoice# 60503-0 Job 054666-Business First Resizes	JUL-2011
5,579	Other	CREATIVE ALLIANCE				172.50	908005	605050	Creative Alliance Invoice # 60505-0 Job 054857 Re-Look at KBJ Print Ad	JUL-2011

KENTUCKY UTILITIES COMPANY
Case No. 2012- 00221
Analysis of Professional Services Expenses For the Test Year

(A)	(B)	(C)	(D)	(E)	(F)	(G)	(H)	(I)		
Line No.	Type	Vendor	Rate Case	Audit	Other	Total	Account	Invoice	Description	Period
5,580	Other	CREATIVE ALLIANCE				2,655.60	908005	605070	Creative Alliance Invoice# 60507-0 Job: 055392 Demand Conservation Web Banner	Jun-2011
5,581	Other	CREATIVE ALLIANCE				172.50	923100	605080	LABOR	JUL-2011
5,582	Other	CREATIVE ALLIANCE				172.50	923100	605100	LABOR	JUL-2011
5,583	Other	CREATIVE ALLIANCE				12,500.01	908005	608030	Creative Alliance Invoice 60804-0 Internet Media Invoice; Lexington Market	Jun-2011
5,584	Other	CREATIVE ALLIANCE				18,353.65	908005	608170	Creative Alliance Invoice 60817-0 Pint Media Invoice: Lexington	Jun-2011
5,585	Other	CREATIVE ALLIANCE				16,728.40	908005	608180	Creative Alliance Invoice 60818-0 Pint Media Invoice: Outlying Markets	Jun-2011
5,586	Other	CREATIVE ALLIANCE				7,664.46	908005	608300	Creative Alliance Invoice 60830-0 Internet Media Invoice; Lexington Market LEX 18 and Yahoo!	Jun-2011
5,587	Other	CREATIVE ALLIANCE				18,227.50	908005	612170	Creative Alliance Invoice 61218-0 Job 052900 Account Services Time-EE / KU	Jun-2011
5,588	Other	CREATIVE ALLIANCE				7,130.00	908005	612190	Creative Alliance Invoice 61220-0 Job 052904 Media Hours EE / KU	Jun-2011
5,589	Other	CREATIVE ALLIANCE				1,351.25	923100	612220	LABOR	Jun-2011
5,590	Other	CREATIVE ALLIANCE				316.25	923100	612240	LABOR	Jun-2011
5,591	Other	CREATIVE ALLIANCE				20,420.00	908005	614550	Creative Alliance Invoice 61455-0 New DC TV	Jun-2011
5,592	Other	CREATIVE ALLIANCE				1,555.50	908005	614560	Creative Alliance Invoice 61456-0 Demand Conservation Radio Spot	Jun-2011
5,593	Other	CREATIVE ALLIANCE				230.00	908005	614570	Creative Alliance Invoice 61457-0, Job 55497 Lexington Home & Remodeling Guide Print	JUL-2011
5,594	Other	CREATIVE ALLIANCE				172.50	908005	614580	Creative Alliance Invoice 61458-0 Tour of Remodled Homes Print Ad	Jun-2011
5,595	Other	CREATIVE ALLIANCE				6,723.44	908005	621520	Creative Alliance Invoice # 62152-0 New Commercial Print, Radio and Digital	Jun-2011
5,596	Other	CREATIVE ALLIANCE				10,765.95	908005	623900	Creative Alliance Invoice# 62390-0. Print Media Invoice; Lexington; Lexington Herald-Leader and Business Lexington	Jun-2011
5,597	Other	CREATIVE ALLIANCE				7,922.20	908005	623920	Creative Alliance Invoice# 62392-0. Print Media Invoice; Outlying Markets; Kentucky Press Service	Jun-2011
5,598	Other	CREATIVE ALLIANCE				1,750.00	908005	623930	Creative Alliance Invoice# 62393-0. Print Media Invoice: Lexington Home Builders Assn Grand Tour of Homes Book.	Jun-2011
5,599	Other	CREATIVE ALLIANCE				3,914.18	908005	624020	Creative Alliance Invoice# 62402-0. Internet Media Invoice: Lexington EE LEX18.com and Yahoo! Lexington	Jun-2011
5,600	Other	CREATIVE ALLIANCE				20,872.50	908005	625160	Creative Alliance Invoice # 62516-0 Job#052900 2011 Account Services Time(KU)	JUL-2011
5,601	Other	CREATIVE ALLIANCE				8,538.75	908005	625170	Creative Alliance Invoice # 62518-0 Job#052904 2011 Media Hours (KU)	JUL-2011
5,602	Other	CREATIVE ALLIANCE				1,380.00	923100	625190	LABOR	JUL-2011
5,603	Other	CREATIVE ALLIANCE				201.25	923100	625210	LABOR	JUL-2011
5,604	Other	CREATIVE ALLIANCE				903.50	908005	625380	Onsite Audit Yard Signs, Job 055321, Invoice 62538, Creative Alliance	JUL-2011
5,605	Other	CREATIVE ALLIANCE				50.00	908005	631590	Creative Alliance Invoice # 63159-0 Job#056099 WLKY Dubs	JUL-2011
5,606	Other	CREATIVE ALLIANCE				445.62	908005	639600	Creative Alliance Invoice # 63960-0 Job# 055707- Commercial Strip Ad-Coins	JUL-2011
5,607	Other	CREATIVE ALLIANCE				2,900.84	923100	639610	LABOR	JUL-2011
5,608	Other	CREATIVE ALLIANCE				14,426.62	930101	640330	LABOR	AUG-2011
5,609	Other	CREATIVE ALLIANCE				10,765.95	908005	640490	Creative Alliance Invoices. Invoice number sequence: 64049-0	AUG-2011
5,610	Other	CREATIVE ALLIANCE				8,806.20	908005	640520	Creative Alliance Invoices. Invoice number 64052-0	AUG-2011
5,611	Other	CREATIVE ALLIANCE				4,763.79	908005	640620	Creative Alliance Invoices. Invoice number 64062-0	AUG-2011
5,612	Other	CREATIVE ALLIANCE				1,500.00	588100	640640	LABOR	OCT-2011
5,613	Other	CREATIVE ALLIANCE				500.00	588100	640650	LABOR	OCT-2011
5,614	Other	CREATIVE ALLIANCE				21,792.50	908005	643420	Creative Alliance Invoice #64343-0	AUG-2011
5,615	Other	CREATIVE ALLIANCE				9,918.75	908005	643440	Creative Alliance Invoice #64345-0	AUG-2011
5,616	Other	CREATIVE ALLIANCE				1,955.00	923100	643460	LABOR	AUG-2011
5,617	Other	CREATIVE ALLIANCE				603.75	923100	643480	LABOR	AUG-2011
5,618	Other	CREATIVE ALLIANCE				15,591.15	908005	658970	Creative Alliance Invoices for August 2011 Invoice# 65897-0	SEP-2011
5,619	Other	CREATIVE ALLIANCE				7,922.20	908005	658990	Creative Alliance Invoices for August 2011 Invoice# 65899-0	SEP-2011
5,620	Other	CREATIVE ALLIANCE				8,414.46	908005	659080	Creative Alliance Invoices for August 2011 Invoice #65908-0	SEP-2011
5,621	Other	CREATIVE ALLIANCE				12,500.01	908005	659460	Creative Alliance Invoices for August 2011 Invoice #65946-0	SEP-2011
5,622	Other	CREATIVE ALLIANCE				7,440.75	908005	677600	Creative Alliance Invoice# 67760-0 Print Media Invoice Lexington	OCT-2011
5,623	Other	CREATIVE ALLIANCE				8,806.20	908005	677630	Creative Alliance Invoice# 67763-0 Print Media Invoice Outlying Markets	OCT-2011
5,624	Other	CREATIVE ALLIANCE				9,814.46	908005	677760	Creative Alliance Invoice# 67776-0 Internet Media Invoice Lexington area	OCT-2011
5,625	Other	CREATIVE ALLIANCE				20,178.85	908005	696060	Creative Alliance Invoice # 69606-00; Print Media	NOV-2011
5,626	Other	CREATIVE ALLIANCE				7,682.20	908005	696070	Creative Alliance Invoice # 69607-00; Print Media	NOV-2011
5,627	Other	CREATIVE ALLIANCE				11,330.00	908005	696160	Creative Alliance Invoice # 69616- Out of Home Media	NOV-2011
5,628	Other	CREATIVE ALLIANCE				2,250.00	908005	696180	Creative Alliance Invoice # 69618- Out of Home Media	NOV-2011
5,629	Other	CREATIVE ALLIANCE				9,114.46	908005	696190	Creative Alliance Invoice # 69619-0; Internet Media Invoice	NOV-2011
5,630	Other	CREATIVE ALLIANCE				8,806.20	908005	717240	November Creative Alliance Invoice #71724-0	Dec-2011
5,631	Other	CREATIVE ALLIANCE				5,665.00	908005	717320	November Creative Alliance Invoice #71732-0	Dec-2011
5,632	Other	CREATIVE ALLIANCE				1,050.00	908005	717340	November Creative Alliance Invoice #71734-0	Dec-2011

KENTUCKY UTILITIES COMPANY
Case No. 2012- 00221
Analysis of Professional Services Expenses For the Test Year

(A)	(B)	(C)	(D)	(E)	(F)	(G)	(H)	(I)		
Line No.	Type	Vendor	Rate Case	Audit	Other	Total	Account	Invoice	Description	Period
5,633	Other	CREATIVE ALLIANCE				2,739.46	908005	717360	November Creative Alliance Invoice # 71736-0	Dec-2011
5,634	Other	CREATIVE ALLIANCE				12,500.01	908005	719840	November Creative Alliance Invoice #71984-0	Dec-2011
5,635	Other	CREATIVE ALLIANCE				7,440.75	908005	729310	Creative Alliance Invoice# 72931-0 Print Media Invoice	Dec-2011
5,636	Other	CREATIVE ALLIANCE				5,665.00	908005	729370	Creative Alliance Invoice# 72937-0 Out of Home Media Invoice	Dec-2011
5,637	Other	CREATIVE ALLIANCE				1,050.00	908005	729390	Creative Alliance Invoice# 72939-0 Out of Home Media Invoice	Dec-2011
5,638	Other	CREATIVE ALLIANCE				2,739.46	908005	729410	Creative Alliance Invoice# 72941-0 Internet Media Invoice	Dec-2011
5,639	Other	CREATIVE ALLIANCE				15,309.80	908005	750810	Print Media Invoice-Lexington Market. Invoice # 75081-0	Feb-2012
5,640	Other	CREATIVE ALLIANCE				9,175.22	908005	750830	Print Media Invoice-Outlying Market. Invoice # 75083-0	Feb-2012
5,641	Other	CREATIVE ALLIANCE				6,165.00	908005	750970	Out of Home Media Invoice- Lexington Market - Invoice # 75097-0	Feb-2012
5,642	Other	CREATIVE ALLIANCE				2,250.00	908005	750990	Out of Home Media Invoice- Outlying Market - Invoice # 75099-0	Feb-2012
5,643	Other	CREATIVE ALLIANCE				11,594.77	908005	751010	Internet Media Invoice- Lexington Market - Invoice # 75101-0	Feb-2012
5,644	Other	CREATIVE ALLIANCE				12,500.01	908005	760430	Creative Alliance Invoice# 76042-0 Internet Media Invoice Lexington	MAR-2012
5,645	Other	CREATIVE ALLIANCE				8,984.60	908005	760440	Creative Alliance Invoice# 76044-0 Print Media Invoice Lexington	MAR-2012
5,646	Other	CREATIVE ALLIANCE				5,665.00	908005	760560	Creative Alliance Invoice# 76056-0 Out of Home Media Invoice-Lexington	MAR-2012
5,647	Other	CREATIVE ALLIANCE				1,050.00	908005	760580	Creative Alliance Invoice# 76058-0 Out of Home Media Invoice-Outlying Markets	MAR-2012
5,648	Other	CREATIVE ALLIANCE				14,689.54	908005	760600	Creative Alliance Invoice# 76060-0 Internet Media Invoice Lexington	MAR-2012
5,649	Other	CREATIVE ALLIANCE				1,903.60	908005	5494520	Creative Alliance Invoice 59452-0 for Job 053457 - Audit Rollershades. Total agency time: \$2,045.36; printing: \$1761.84. Total: \$3,807.20	MAY-2011
5,650	Other	CREATIVE ALLIANCE				6,152.50	923100	5496880	LABOR	MAY-2011
5,651	Other	CREATIVE ALLIANCE				202.50	908005	06468300	Creative Alliance Invoice #064683-00	AUG-2011
5,652	Other	CREATIVE ALLIANCE				244.37	908005	06468600	Creative Alliance Invoice #064686-00	AUG-2011
5,653	Other	CREATIVE ALLIANCE				848.13	923100	06468700	LABOR	AUG-2011
5,654	Other	CREATIVE ALLIANCE				16,833.50	908005	06558300	Creative Alliance Invoice # 065583-00	AUG-2011
5,655	Other	CREATIVE ALLIANCE				345.00	923100	06559800	LABOR	AUG-2011
5,656	Other	CREATIVE ALLIANCE				1,500.00	908005	06563000	Creative Alliance Invoices for August 2011 Invoice #065630-00	SEP-2011
5,657	Other	CREATIVE ALLIANCE				1,878.22	923100	06563100	LABOR	AUG-2011
5,658	Other	CREATIVE ALLIANCE				19,636.25	908005	06595300	Creative Alliance Invoices for August 2011 Invoice #065953-00	SEP-2011
5,659	Other	CREATIVE ALLIANCE				8,653.75	908005	06595500	Creative Alliance Invoices for August 2011 Invoice # 065955-00	SEP-2011
5,660	Other	CREATIVE ALLIANCE				1,092.50	923100	06595700	LABOR	AUG-2011
5,661	Other	CREATIVE ALLIANCE				747.50	923100	06595900	LABOR	AUG-2011
5,662	Other	CREATIVE ALLIANCE				172.50	908005	06596100	Creative Alliance Invoices for August 2011 Invoice # 065961-00	SEP-2011
5,663	Other	CREATIVE ALLIANCE				172.50	908005	06596200	Creative Alliance Invoices for August 2011 Invoice # 065962-00	SEP-2011
5,664	Other	CREATIVE ALLIANCE				2,045.00	923100	06596300	LABOR	AUG-2011
5,665	Other	CREATIVE ALLIANCE				575.00	905001	06596400	Creative Alliance Inv. #065964-00 dated 8/18/2011 in amount of \$575.00 for recruiting efforts.	SEP-2011
5,666	Other	CREATIVE ALLIANCE				517.50	588100	06596500	LABOR	OCT-2011
5,667	Other	CREATIVE ALLIANCE				2,774.37	588100	06596600	LABOR	OCT-2011
5,668	Other	CREATIVE ALLIANCE				947.50	908005	06778000	Creative Alliance Invoice 067780-00, job 057791, Energy Star Consumer Brochure reprint: \$1895.	OCT-2011
5,669	Other	CREATIVE ALLIANCE				643.50	908005	06778100	Creative Alliance Invoice 067781-00, Job 056938: New Onsite Audit Yard Signs: \$1287	OCT-2011
5,670	Other	CREATIVE ALLIANCE				813.89	908005	06778200	Creative Alliance Invoice# 067782-00 New Non Seasonal strip ad	OCT-2011
5,671	Other	CREATIVE ALLIANCE				172.50	908005	06778300	Creative Alliance Invoice # 067783-00 LGE and KU RES Audit Print Ad	OCT-2011
5,672	Other	CREATIVE ALLIANCE				129.37	923100	06778400	LABOR	SEP-2011
5,673	Other	CREATIVE ALLIANCE				24,351.25	908005	06778800	Creative Alliance Invoice# 067788-00 2011 Account Service Time KU	OCT-2011
5,674	Other	CREATIVE ALLIANCE				6,411.25	908005	06779000	Creative Alliance Invoice# 067790-00 2011 Media Hours KU	OCT-2011
5,675	Other	CREATIVE ALLIANCE				1,782.50	923100	06779100	LABOR	SEP-2011
5,676	Other	CREATIVE ALLIANCE				1,725.00	923100	06779300	LABOR	SEP-2011
5,677	Other	CREATIVE ALLIANCE				11,004.00	908005	06963300	Creative Alliance Invoice#069633-00; Job 056577- New Program Re-name	NOV-2011
5,678	Other	CREATIVE ALLIANCE				60.00	908005	06963400	Creative Alliance Invoice#069634-00; Job 058045- EE URL Renewal	NOV-2011
5,679	Other	CREATIVE ALLIANCE				25,443.75	908005	06963500	Creative Alliance Invoice#069636-00; Job 052900-2011 Account Service Time-EE KU	NOV-2011
5,680	Other	CREATIVE ALLIANCE				6,210.00	908005	06963800	Creative Alliance Invoice#069638-00; Job 052904-2011 Media Hours-EE KU	NOV-2011
5,681	Other	CREATIVE ALLIANCE				690.00	923100	06964000	LABOR	OCT-2011
5,682	Other	CREATIVE ALLIANCE				805.00	923100	06964100	LABOR	OCT-2011
5,683	Other	CREATIVE ALLIANCE				3,375.14	908005	07005400	Creative Alliance Invoice#070054-00; Job 057771 General Programs OOH	NOV-2011
5,684	Other	CREATIVE ALLIANCE				2,728.75	908005	07030300	Creative Alliance Invoice#070303-00; job 057324; Non-Seasonal DC Web Banner	NOV-2011
5,685	Other	CREATIVE ALLIANCE				158.12	908005	7081400	Invoice 070814, Creative Alliance Job 058426 for Energy Advantage Rename Ideas	Dec-2011
5,686	Other	CREATIVE ALLIANCE				143.75	908005	7081500	November Creative Alliance Invoice # 070815-00	Dec-2011
5,687	Other	CREATIVE ALLIANCE				4,135.00	908005	7122700	Invoice 071227-00, Creative Alliance, for Job 057162, Energy Star Yard Signs	Dec-2011

KENTUCKY UTILITIES COMPANY
Case No. 2012- 00221
Analysis of Professional Services Expenses For the Test Year

(A)	(B)	(C)	(D)	(E)	(F)	(G)	(H)	(I)		
Line No.	Type	Vendor	Rate Case	Audit	Other	Total	Account	Invoice	Description	Period
5,688	Other	CREATIVE ALLIANCE				6,656.50	908005	7122800	November Creative Alliance Invoice # 071228-00	Dec-2011
5,689	Other	CREATIVE ALLIANCE				24,351.25	908005	7126600	November Creative Alliance Invoice #071266-00	Dec-2011
5,690	Other	CREATIVE ALLIANCE				7,015.00	908005	7126800	November Creative Alliance Invoice #071268-00	Dec-2011
5,691	Other	CREATIVE ALLIANCE				1,063.75	923100	07126900	LABOR	NOV-2011
5,692	Other	CREATIVE ALLIANCE				546.25	923100	07127200	LABOR	NOV-2011
5,693	Other	CREATIVE ALLIANCE				718.75	923100	7249000	LABOR	Dec-2011
5,694	Other	CREATIVE ALLIANCE				22,597.50	908005	7249200	December Creative Alliance Invoice # 072493-00	Dec-2011
5,695	Other	CREATIVE ALLIANCE				2,587.50	908005	7249500	December Creative Alliance Invoice # 072495-00	Dec-2011
5,696	Other	CREATIVE ALLIANCE				8,337.50	908005	7250200	December Creative Alliance Invoice # 072503-00	Dec-2011
5,697	Other	CREATIVE ALLIANCE				258.75	908005	7250500	December Creative Alliance Invoice # 072505-00	Dec-2011
5,698	Other	CREATIVE ALLIANCE				21,505.00	908005	7256800	Creative Alliance Invoice# 072568-00 2011 Account Service Time. Job# 0528900	Dec-2011
5,699	Other	CREATIVE ALLIANCE				7,475.00	908005	7257000	Creative Alliance Invoice# 072570-00 2011 Media Hours. Job# 052904	Dec-2011
5,700	Other	CREATIVE ALLIANCE				172.50	923100	7257200	LABOR	Dec-2011
5,701	Other	CREATIVE ALLIANCE				747.50	923100	7291000	LABOR	Dec-2011
5,702	Other	CREATIVE ALLIANCE				33,750.00	908005	7296800	Creative Alliance Invoice# 072968-00 Job 058488-2012 TV Campaign	Feb-2012
5,703	Other	CREATIVE ALLIANCE				9,125.00	908005	7338700	Creative Alliance invoice # 073387-00 Job 059469 Anthem dubs	Jan-2012
5,704	Other	CREATIVE ALLIANCE				2,954.50	908005	7464200	Creative Alliance Invoice No. 074642-00 / 2012 Outdoor	Feb-2012
5,705	Other	CREATIVE ALLIANCE				905.62	908005	7464300	Creative Alliance Invoice No. 074643-00 / 2012 Commercial Programs Ad Refresh	Feb-2012
5,706	Other	CREATIVE ALLIANCE				(1,523.75)	908005	7483600	PROFESSIONAL SERVICES	Feb-2012
5,707	Other	CREATIVE ALLIANCE				(3,881.25)	908005	7483800	PROFESSIONAL SERVICES	Feb-2012
5,708	Other	CREATIVE ALLIANCE				(2,220.00)	908005	7483900	PROFESSIONAL SERVICES	Feb-2012
5,709	Other	CREATIVE ALLIANCE				36,267.00	908005	7488200	Creative Alliance Invoice No. 074882-00 Job 058488 / 2012 TV Campaign	Feb-2012
5,710	Other	CREATIVE ALLIANCE				20,843.75	908005	07609900	Creative Alliance invoice #076089-00 2012 Account Servie Time KU	MAR-2012
5,711	Other	CREATIVE ALLIANCE				8,280.00	908005	07609000	Creative Alliance invoice 076091-00 2012 Media Hours KU	MAR-2012
5,712	Other	CREATIVE ALLIANCE				1,236.25	923100	7609200	LABOR	Feb-2012
5,713	Other	CREATIVE ALLIANCE				1,207.50	923100	7609400	LABOR	Feb-2012
5,714	Other	CREATIVE ALLIANCE				4,636.90	908005	07609600	Invoice 076096-00, Creative Alliance for Home Energy Check-Up Direct Mail pieces	MAR-2012
5,715	Other	CREATIVE ALLIANCE				4,318.58	908005	07637000	Creative Alliance Invoice# 076370-00 Online Home Energy Analysis Print, Digital, and Radio	MAR-2012
5,716	Other	CREATIVE ALLIANCE				1,470.54	908005	07696900	Creative Alliance Invoice #076969-00 (Ad refresh)	MAR-2012
5,717	Other	CREATIVE ALLIANCE				3,000.00	908005	07697000	Creative Alliance Invoice #076970-00 - TV Dubs and TV Reels	MAR-2012
5,718	Other	CREATIVE ALLIANCE				172.50	923100	07697100	LABOR	MAR-2012
5,719	Other	CREATIVE ALLIANCE				172.50	923100	07716500	LABOR	MAR-2012
5,720	Other	CREATIVE ALLIANCE				1,782.50	923100	07744600	LABOR	MAR-2012
5,721	Other	CREATIVE ALLIANCE				258.75	923100	07744700	LABOR	MAR-2012
5,722	Other	CREATIVE ALLIANCE				100.00	908005	16468500	Creative Alliance Invoice #064685-00	AUG-2011
5,723	Other	CREATIVE ALLIANCE				222,062.33	908005	J703-0110-0312 Adjustment USD	Creative Alliance	MAR-2012
5,724	Other	CREATIVE ALLIANCE				(119,605.80)	908005	Reverses *J703-0110-0311 Adjustment USD	Creative Alliance	APR-2011
5,725	Other	CREATIVE ALLIANCE				(13,567.32)	908005	Reverses *J703-0110-0311 Adjustment USD	Creative Alliance	APR-2011
5,726	Other	CREATIVE ALLIANCE				(4,187.50)	908005	Reverses *J703-0110-0311 Adjustment USD	Creative Alliance	APR-2011
5,727	Other	CREATIVE ALLIANCE				(3,712.08)	908005	Reverses *J703-0110-0311 Adjustment USD	Creative Alliance	APR-2011
5,728	Other	CREDIT CLEARING HOUSE OF AMERICA INC				141.76	903022	CREDIT0112	bad debt collection from outside agency	MAR-2012
5,729	Other	CREDIT CLEARING HOUSE OF AMERICA INC				584.95	903022	CREDIT0212	bad debt collection from outside agency	MAR-2012
5,730	Other	CREDIT CLEARING HOUSE OF AMERICA INC				405.54	903022	CREDIT0311	bad debt collection from outside agency	MAY-2011
5,731	Other	CREDIT CLEARING HOUSE OF AMERICA INC				223.21	903022	CREDIT0411	bad debt collection from outside agency	MAY-2011
5,732	Other	CREDIT CLEARING HOUSE OF AMERICA INC				240.12	903022	CREDIT0511	bad debt collection from outside agency	Jun-2011
5,733	Other	CREDIT CLEARING HOUSE OF AMERICA INC				340.45	903022	CREDIT0611	bad debt collection from outside agency	JUL-2011
5,734	Other	CREDIT CLEARING HOUSE OF AMERICA INC				96.11	903022	CREDIT0711	bad debt collection from outside agency	AUG-2011
5,735	Other	CREDIT CLEARING HOUSE OF AMERICA INC				132.80	903022	CREDIT0811	bad debt collection from outside agency	SEP-2011
5,736	Other	CREDIT CLEARING HOUSE OF AMERICA INC				108.03	903022	CREDIT0911	bad debt collection from outside agency	OCT-2011
5,737	Other	CREDIT CLEARING HOUSE OF AMERICA INC				105.61	903022	CREDIT1011	bad debt collection from outside agency	NOV-2011
5,738	Other	CREDIT CLEARING HOUSE OF AMERICA INC				112.83	903022	CREDIT1111	bad debt collection from outside agency	Dec-2011
5,739	Other	CREDIT CLEARING HOUSE OF AMERICA INC				64.30	903022	CREDIT1211	bad debt collection from outside agency	Jan-2012
5,740	Other	CROSS, MARGARET ELIZABETH				96.05	586100	1025	interpreter safety meeting 4/25 for Tim Lush	MAY-2011
5,741	Other	CROSS, MARGARET ELIZABETH				96.05	586100	051711	interp for Tim Lush 5/16/11	MAY-2011
5,742	Other	CROSS, MARGARET ELIZABETH				96.05	586100	112111CROSS	INTERPRETER, T LUSH, 11/21/11 MTG	Dec-2011
5,743	Other	CROSS, MARGARET ELIZABETH				96.05	586100	CROSSKU711	interpreter for tim lush 7/5/11 safety meeting	AUG-2011
5,744	Other	CROWN ELECTRIC ENGINEERING AND MFG LLC				12,570.00	513100	111003501	INSTALLATION OF BUSHINGS AND FLEX BRAIDS ON U1-2 RESERVE TRANSFORMER.	Jun-2011
5,745	Other	CUMMINS CROSSPOINT LLC				858.50	511100	08184923	Labor to replace upper & lower radiator hoses, filled unit with coolant and checked	JUL-2011

KENTUCKY UTILITIES COMPANY
Case No. 2012- 00221
Analysis of Professional Services Expenses For the Test Year

(A)	(B)	(C)	(D)	(E)	(F)	(G)	(H)	(I)		
Line No.	Type	Vendor	Rate Case	Audit	Other	Total	Account	Invoice	Description	Period
5,746	Other	D AND D CONSULTING INC				4,931.24	935488	SXR001	Temporary IT Resource (Satish Ramini)	AUG-2011
5,747	Other	D AND D CONSULTING INC				11,341.12	935488	SXR002	Temporary IT Resource (Satish Ramini)	SEP-2011
5,748	Other	D AND D CONSULTING INC				492.88	935488	SXR003	Temporary IT Resource (Satish Ramini)	OCT-2011
5,749	Other	DATA CLEAN CORP				4,097.39	935488	0064337	Annual Cleaning: Equipment, Tops, Underfloors (BOC)	JUL-2011
5,750	Other	DATA CLEAN CORP				3,227.24	935488	0064337	Annual Cleaning: Equipment, Tops and Underfloors (Simpsonville)	JUL-2011
5,751	Other	DATA CLEAN CORP				143.16	935488	0064337	Perforated Tile Lifter (QTY 8)	JUL-2011
5,752	Other	DATA CLEAN CORP				85.57	935488	0064337	Contamination Mat w/Frame (QTY 2)	JUL-2011
5,753	Other	DATA CLEAN CORP				16.85	935488	0064337	freight	JUL-2011
5,754	Other	DATAMENTORS LLC				5,025.00	930903	4289	Marketing Database Proof of Concept Exercise	NOV-2011
5,755	Other	DATAMENTORS LLC				7,500.00	910001	4330	Marketing Database	Jan-2012
5,756	Other	DATAMENTORS LLC				13,500.00	910001	4386	Marketing Database Services	Feb-2012
5,757	Other	DATAMENTORS LLC				17,024.80	910001	4387	Marketing Customer Segmentation Data Purchase	Feb-2012
5,758	Other	DAUGHERTY TRUCKING SERVICE INC				1,900.00	590100	22072	Storm damage work	Feb-2012
5,759	Other	DAUGHERTY TRUCKING SERVICE INC				2,895.00	593002	22105	Contract labor and equipment	MAR-2012
5,760	Other	DAVID N FRENCH METALLURGISTS				2,450.00	512100	11124	Failure analysis - SS tube sample	SEP-2011
5,761	Other	DAVID N FRENCH METALLURGISTS				585.00	512100	11124	ID chemical analysis	SEP-2011
5,762	Other	DAVIS H ELLIOT COMPANY INC				2,520.92	583001	122484	pay invoice 122484	MAY-2011
5,763	Other	DAVIS H ELLIOT COMPANY INC				15,797.86	571100	123425	pay invoice 123425	Jun-2011
5,764	Other	DAVIS H ELLIOT COMPANY INC				1,619.00	583001	128199	INV 128199 GOOCH	APR-2011
5,765	Other	DAVIS H ELLIOT COMPANY INC				492.63	584001	128199	INV 128199 GOOCH	APR-2011
5,766	Other	DAVIS H ELLIOT COMPANY INC				78.94	598100	128208	CORRECT ACCT	APR-2011
5,767	Other	DAVIS H ELLIOT COMPANY INC				774.21	593002	128254	DHE INVOICE 128254 -Hogue	APR-2011
5,768	Other	DAVIS H ELLIOT COMPANY INC				1,333.00	583001	128295	INV 128295 MORTON	APR-2011
5,769	Other	DAVIS H ELLIOT COMPANY INC				418.51	584001	128295	INV 128295 MORTON	APR-2011
5,770	Other	DAVIS H ELLIOT COMPANY INC				733.00	583001	128296	INV 128296 GOOCH	APR-2011
5,771	Other	DAVIS H ELLIOT COMPANY INC				210.76	584001	128296	INV 128296 GOOCH	APR-2011
5,772	Other	DAVIS H ELLIOT COMPANY INC				365.00	583001	128297	INV 128297 SPICER	APR-2011
5,773	Other	DAVIS H ELLIOT COMPANY INC				157.40	584001	128297	INV 128297 SPICER	APR-2011
5,774	Other	DAVIS H ELLIOT COMPANY INC				2,557.00	583001	128302	INV 128302 PIGG	APR-2011
5,775	Other	DAVIS H ELLIOT COMPANY INC				731.40	584001	128302	INV 128302 PIGG	APR-2011
5,776	Other	DAVIS H ELLIOT COMPANY INC				1,400.00	583001	128304	INV 128304 SMITH	APR-2011
5,777	Other	DAVIS H ELLIOT COMPANY INC				408.40	584001	128304	INV 128304 SMITH	APR-2011
5,778	Other	DAVIS H ELLIOT COMPANY INC				130.36	593002	128349	INV 129010 DHE- HISLE PARCC	APR-2011
5,779	Other	DAVIS H ELLIOT COMPANY INC				2,222.00	583001	128352	INV 128352 MORTON	APR-2011
5,780	Other	DAVIS H ELLIOT COMPANY INC				636.80	584001	128352	INV 128352 MORTON	APR-2011
5,781	Other	DAVIS H ELLIOT COMPANY INC				2,423.00	583001	128353	INV 128353 GOOCH	APR-2011
5,782	Other	DAVIS H ELLIOT COMPANY INC				693.56	584001	128353	INV 128353 GOOCH	APR-2011
5,783	Other	DAVIS H ELLIOT COMPANY INC				365.00	583001	128354	INV 128354 SPICER	APR-2011
5,784	Other	DAVIS H ELLIOT COMPANY INC				157.40	584001	128354	INV 128354 SPICER	APR-2011
5,785	Other	DAVIS H ELLIOT COMPANY INC				4,817.40	593002	128357	INVOICE # 128357	APR-2011
5,786	Other	DAVIS H ELLIOT COMPANY INC				1,147.00	593002	128357	INVOICE # 128357	APR-2011
5,787	Other	DAVIS H ELLIOT COMPANY INC				573.50	593002	128357	INVOICE # 128357	APR-2011
5,788	Other	DAVIS H ELLIOT COMPANY INC				1,376.40	593002	128358	INVOICE # 128358	APR-2011
5,789	Other	DAVIS H ELLIOT COMPANY INC				458.80	593002	128358	INVOICE # 128358	APR-2011
5,790	Other	DAVIS H ELLIOT COMPANY INC				458.80	593002	128358	INVOICE # 128358	APR-2011
5,791	Other	DAVIS H ELLIOT COMPANY INC				8,514.51	571100	128786	pay invoice 128786	APR-2011
5,792	Other	DAVIS H ELLIOT COMPANY INC				8,279.44	571100	128876	pay invoice 128876	APR-2011
5,793	Other	DAVIS H ELLIOT COMPANY INC				11,801.64	573100	128981	Davis H. Elliot Invoice # 128981 - Substation Maintenance	APR-2011
5,794	Other	DAVIS H ELLIOT COMPANY INC				3,726.83	570100	128981	Davis H. Elliot Invoice # 128981 - Substation Maintenance	APR-2011
5,795	Other	DAVIS H ELLIOT COMPANY INC				3,211.60	593002	129001	INVOICE # 129001	APR-2011
5,796	Other	DAVIS H ELLIOT COMPANY INC				1,834.00	583001	129002	INV 129002 PIGG	APR-2011
5,797	Other	DAVIS H ELLIOT COMPANY INC				520.55	584001	129002	INV 129002 PIGG	APR-2011
5,798	Other	DAVIS H ELLIOT COMPANY INC				1,400.00	583001	129004	INV 129004 SMITH	APR-2011
5,799	Other	DAVIS H ELLIOT COMPANY INC				475.16	584001	129004	INV 129004 SMITH	APR-2011
5,800	Other	DAVIS H ELLIOT COMPANY INC				850.36	593002	129009	INVOICE # 129009	APR-2011
5,801	Other	DAVIS H ELLIOT COMPANY INC				284.99	593002	129009	INVOICE # 129009	APR-2011
5,802	Other	DAVIS H ELLIOT COMPANY INC				560.11	593004	129010	INV 129010 3/29/11 DHE-STORY 3/23/11 MAYOC-013660 Storm	APR-2011
5,803	Other	DAVIS H ELLIOT COMPANY INC				560.10	593002	129010	INV 129010 DHE-STORY MAYOC-013660 Storm	APR-2011
5,804	Other	DAVIS H ELLIOT COMPANY INC				189.53	593004	129010	INV 129010 3/29/11 DHE-STORY 3/23/11 MAYOC-013660 Storm	APR-2011
5,805	Other	DAVIS H ELLIOT COMPANY INC				189.52	593002	129010	INV 129010 DHE-STORY MAYOC-013660 Storm	APR-2011

KENTUCKY UTILITIES COMPANY
Case No. 2012- 00221
Analysis of Professional Services Expenses For the Test Year

(A)	(B)	(C)	(D)	(E)	(F)	(G)	(H)	(I)		
Line No.	Type	Vendor	Rate Case	Audit	Other	Total	Account	Invoice	Description	Period
5,806	Other	DAVIS H ELLIOT COMPANY INC				8,081.16	571100	129370	pay invoice 129370	MAY-2011
5,807	Other	DAVIS H ELLIOT COMPANY INC				689.76	571100	129419	pay invoice 129419	APR-2011
5,808	Other	DAVIS H ELLIOT COMPANY INC				623.56	571100	129421	pay invoice 129421	APR-2011
5,809	Other	DAVIS H ELLIOT COMPANY INC				1,652.20	566100	129423	pay invoice 129423	APR-2011
5,810	Other	DAVIS H ELLIOT COMPANY INC				564.90	571100	129424	pay invoice 129424	APR-2011
5,811	Other	DAVIS H ELLIOT COMPANY INC				7,151.68	571100	129426	pay invoice 129426	APR-2011
5,812	Other	DAVIS H ELLIOT COMPANY INC				2,136.96	566100	129643	pay invoice 129643	MAY-2011
5,813	Other	DAVIS H ELLIOT COMPANY INC				8,829.28	571100	129646	pay invoice 129646	MAY-2011
5,814	Other	DAVIS H ELLIOT COMPANY INC				74.58	571100	129647	pay invoice 129647	MAY-2011
5,815	Other	DAVIS H ELLIOT COMPANY INC				7,374.88	571100	129648	pay invoice 129648	MAY-2011
5,816	Other	DAVIS H ELLIOT COMPANY INC				6,048.11	571100	129650	pay invoice 129650	MAY-2011
5,817	Other	DAVIS H ELLIOT COMPANY INC				2,133.00	583001	130340	inv 130340 Morton	APR-2011
5,818	Other	DAVIS H ELLIOT COMPANY INC				611.56	584001	130340	inv 130340 Morton	APR-2011
5,819	Other	DAVIS H ELLIOT COMPANY INC				1,803.00	583001	130341	inv 130341 Gooch	APR-2011
5,820	Other	DAVIS H ELLIOT COMPANY INC				552.44	584001	130341	inv 130341 Gooch	APR-2011
5,821	Other	DAVIS H ELLIOT COMPANY INC				290.00	583001	130342	inv 130342 Spicer	APR-2011
5,822	Other	DAVIS H ELLIOT COMPANY INC				151.52	584001	130342	inv 130342 Spicer	APR-2011
5,823	Other	DAVIS H ELLIOT COMPANY INC				2,752.80	593002	130346	INVOICE # 130346	APR-2011
5,824	Other	DAVIS H ELLIOT COMPANY INC				2,222.00	583001	130347	inv 130347 Pigg	APR-2011
5,825	Other	DAVIS H ELLIOT COMPANY INC				636.80	584001	130347	inv 130347 Pigg	APR-2011
5,826	Other	DAVIS H ELLIOT COMPANY INC				1,400.00	583001	130349	inv 130349 Smith	APR-2011
5,827	Other	DAVIS H ELLIOT COMPANY INC				408.40	584001	130349	inv 130349 Smith	APR-2011
5,828	Other	DAVIS H ELLIOT COMPANY INC				2,400.00	583001	130400	inv 130400 Morton	APR-2011
5,829	Other	DAVIS H ELLIOT COMPANY INC				770.53	584001	130400	inv 130400 Morton	APR-2011
5,830	Other	DAVIS H ELLIOT COMPANY INC				2,289.00	583001	130401	inv 130401 Gooch	APR-2011
5,831	Other	DAVIS H ELLIOT COMPANY INC				778.02	584001	130401	inv 130401 Gooch	APR-2011
5,832	Other	DAVIS H ELLIOT COMPANY INC				355.00	583001	130402	inv 130402 Spicer	APR-2011
5,833	Other	DAVIS H ELLIOT COMPANY INC				89.03	584001	130402	inv 130402 Spicer	APR-2011
5,834	Other	DAVIS H ELLIOT COMPANY INC				2,323.00	583001	130406	inv 130406 Pigg	APR-2011
5,835	Other	DAVIS H ELLIOT COMPANY INC				738.80	584001	130406	inv 130406 Pigg	APR-2011
5,836	Other	DAVIS H ELLIOT COMPANY INC				1,400.00	583001	130408	inv 130408 Smith	APR-2011
5,837	Other	DAVIS H ELLIOT COMPANY INC				588.68	584001	130408	inv 130408 Smith	APR-2011
5,838	Other	DAVIS H ELLIOT COMPANY INC				12,374.44	593002	130411	LONDON April 4th Storm Repair-Inv. 130411, dated April 15, 2011	MAY-2011
5,839	Other	DAVIS H ELLIOT COMPANY INC				3,367.48	593002	130411	LONDON April 4th Storm Repair-Inv. 130411, dated April 15, 2011	MAY-2011
5,840	Other	DAVIS H ELLIOT COMPANY INC				264.20	598100	130411	LONDON April 4th Storm Repair-Inv. 130411, dated April 15, 2011	MAY-2011
5,841	Other	DAVIS H ELLIOT COMPANY INC				674.99	583001	130412	INVOICE 130412 STRM040411	MAY-2011
5,842	Other	DAVIS H ELLIOT COMPANY INC				800.64	583001	130413	LABOR	APR-2011
5,843	Other	DAVIS H ELLIOT COMPANY INC				4,762.04	593002	130414	DHE INVOICE Storm Work C-Ville Area-Hogue 04/04/11	MAY-2011
5,844	Other	DAVIS H ELLIOT COMPANY INC				9,529.44	593002	130417	D.H. Elliot - Storm work 4/4	APR-2011
5,845	Other	DAVIS H ELLIOT COMPANY INC				2,449.14	593002	130418	INVOICE # 130418	APR-2011
5,846	Other	DAVIS H ELLIOT COMPANY INC				844.33	593002	130418	INVOICE # 130418	APR-2011
5,847	Other	DAVIS H ELLIOT COMPANY INC				782.16	593002	130432	INV 130432 4/19/11 DHE-HISLE w/e 4/16/11 PARCC 4/12, MTSCC 4/14	APR-2011
5,848	Other	DAVIS H ELLIOT COMPANY INC				866.00	583001	130435	INV 130435 MORTON	MAY-2011
5,849	Other	DAVIS H ELLIOT COMPANY INC				598.41	584001	130435	INV 130435 MORTON	MAY-2011
5,850	Other	DAVIS H ELLIOT COMPANY INC				1,834.00	583001	130436	INV 130436 GOOCH	MAY-2011
5,851	Other	DAVIS H ELLIOT COMPANY INC				700.98	584001	130436	INV 130436 GOOCH	MAY-2011
5,852	Other	DAVIS H ELLIOT COMPANY INC				365.00	583001	130437	INV 130437 SPICER	MAY-2011
5,853	Other	DAVIS H ELLIOT COMPANY INC				164.86	593002	130437	INV 130437 SPICER	MAY-2011
5,854	Other	DAVIS H ELLIOT COMPANY INC				156.00	584001	130437	INV 130437 SPICER	MAY-2011
5,855	Other	DAVIS H ELLIOT COMPANY INC				2,323.00	583001	130441	INV 130441 PIGG	MAY-2011
5,856	Other	DAVIS H ELLIOT COMPANY INC				709.64	584001	130441	INV 130441 PIGG	MAY-2011
5,857	Other	DAVIS H ELLIOT COMPANY INC				1,900.00	583001	130443	INV 130443 SMITH	MAY-2011
5,858	Other	DAVIS H ELLIOT COMPANY INC				572.20	584001	130443	INV 130443 SMITH	MAY-2011
5,859	Other	DAVIS H ELLIOT COMPANY INC				1,028.84	583001	130448	INVOICE 130448 STORM WORK STRM040411	APR-2011
5,860	Other	DAVIS H ELLIOT COMPANY INC				240.70	593002	130449	INV 130449 4/19/11 DHE-STORY Storm Work MTSCC area 4/12/11	APR-2011
5,861	Other	DAVIS H ELLIOT COMPANY INC				240.70	593004	130449	INV 130449 4/19/11 DHE-STORY Storm Work MTSCC area 4/12/11	APR-2011
5,862	Other	DAVIS H ELLIOT COMPANY INC				126.66	593002	130449	INV 130449 4/19/11 DHE-STORY Storm Work MTSCC area 4/12/11	APR-2011
5,863	Other	DAVIS H ELLIOT COMPANY INC				126.66	593004	130449	INV 130449 4/19/11 DHE-STORY Storm Work MTSCC area 4/12/11	APR-2011
5,864	Other	DAVIS H ELLIOT COMPANY INC				1,024.92	593002	130450	DHE INVOICE Storm Work Danville Area-Hogue 004/12/11	APR-2011
5,865	Other	DAVIS H ELLIOT COMPANY INC				1,209.54	593002	130452	LABOR	MAY-2011

KENTUCKY UTILITIES COMPANY
Case No. 2012- 00221
Analysis of Professional Services Expenses For the Test Year

(A)	(B)	(C)	(D)	(E)	(F)	(G)	(H)	(I)		
Line No.	Type	Vendor	Rate Case	Audit	Other	Total	Account	Invoice	Description	Period
5,866	Other	DAVIS H ELLIOT COMPANY INC				379.98	593002	130452	EQUIPMENT	MAY-2011
5,867	Other	DAVIS H ELLIOT COMPANY INC				9,643.93	593002	130454	INVOICE # 130454	APR-2011
5,868	Other	DAVIS H ELLIOT COMPANY INC				3,271.79	593002	130454	INVOICE # 130454	APR-2011
5,869	Other	DAVIS H ELLIOT COMPANY INC				1,147.00	593002	131042	CONTRACT LABOR W/E 4/23/11, INV#131042	MAY-2011
5,870	Other	DAVIS H ELLIOT COMPANY INC				684.39	593002	131046	INV 131046 4/27/11 DHE-HISLE w/e 4/23/11 PARCC 4/19, MTSCC 4/21	MAY-2011
5,871	Other	DAVIS H ELLIOT COMPANY INC				2,300.00	583001	131049	INV 131049 MORTON	MAY-2011
5,872	Other	DAVIS H ELLIOT COMPANY INC				880.51	584001	131049	INV 131049 MORTON	MAY-2011
5,873	Other	DAVIS H ELLIOT COMPANY INC				2,300.00	583001	131050	INV 131050 GOOCH	MAY-2011
5,874	Other	DAVIS H ELLIOT COMPANY INC				784.60	584001	131050	INV 131050 GOOCH	MAY-2011
5,875	Other	DAVIS H ELLIOT COMPANY INC				273.00	583001	131051	INV 131051 SPICER	MAY-2011
5,876	Other	DAVIS H ELLIOT COMPANY INC				118.62	584001	131051	INV 131051 SPICER	MAY-2011
5,877	Other	DAVIS H ELLIOT COMPANY INC				1,400.00	583001	131056	INV 131056 PIGG	MAY-2011
5,878	Other	DAVIS H ELLIOT COMPANY INC				495.52	584001	131056	INV 131056 PIGG	MAY-2011
5,879	Other	DAVIS H ELLIOT COMPANY INC				1,200.00	583001	131058	INV 131058 SMITH	MAY-2011
5,880	Other	DAVIS H ELLIOT COMPANY INC				352.43	584001	131058	INV 131058 SMITH	MAY-2011
5,881	Other	DAVIS H ELLIOT COMPANY INC				4,160.80	593002	131061	DHE INVOICE Storm Work Campbellsville-Hoque 04/27/11	Jun-2011
5,882	Other	DAVIS H ELLIOT COMPANY INC				341.12	583001	131062	INV 131063 4/27/11 Maysville Area 4/20/11	MAY-2011
5,883	Other	DAVIS H ELLIOT COMPANY INC				126.66	583001	131062	INV 131063 4/27/11 Maysville Area 4/20/11	MAY-2011
5,884	Other	DAVIS H ELLIOT COMPANY INC				2,002.80	593001	131063	INVOICE # 131063	MAY-2011
5,885	Other	DAVIS H ELLIOT COMPANY INC				186.78	593001	131063	INVOICE # 131063	MAY-2011
5,886	Other	DAVIS H ELLIOT COMPANY INC				550.60	593002	131064	INV 131064 4/27/11 Maysville Area 4/24/11	MAY-2011
5,887	Other	DAVIS H ELLIOT COMPANY INC				147.44	593002	131064	INV 131064 4/27/11 Maysville Area 4/24/11	MAY-2011
5,888	Other	DAVIS H ELLIOT COMPANY INC				423.67	593002	131095	INV 131095 5/2/11 DHE-HISLE w/e 4/30/11 PARCC 4/26, MTSCC 4/28	MAY-2011
5,889	Other	DAVIS H ELLIOT COMPANY INC				1,203.99	583001	131098	Distribution OH & UG Construction Services per RFP#601600	MAY-2011
5,890	Other	DAVIS H ELLIOT COMPANY INC				351.16	584001	131098	Distribution OH & UG Construction Services per RFP#601600	MAY-2011
5,891	Other	DAVIS H ELLIOT COMPANY INC				25.08	583001	131098	Distribution OH & UG Construction Services per RFP#601600	MAY-2011
5,892	Other	DAVIS H ELLIOT COMPANY INC				1,022.21	583001	131099	Distribution OH & UG Construction Services per RFP#601600	MAY-2011
5,893	Other	DAVIS H ELLIOT COMPANY INC				298.14	584001	131099	Distribution OH & UG Construction Services per RFP#601600	MAY-2011
5,894	Other	DAVIS H ELLIOT COMPANY INC				21.30	583001	131099	Distribution OH & UG Construction Services per RFP#601600	MAY-2011
5,895	Other	DAVIS H ELLIOT COMPANY INC				2,502.91	583001	131100	Distribution OH & UG Construction Services per RFP#601600	MAY-2011
5,896	Other	DAVIS H ELLIOT COMPANY INC				730.02	584001	131100	Distribution OH & UG Construction Services per RFP#601600	MAY-2011
5,897	Other	DAVIS H ELLIOT COMPANY INC				52.14	583001	131100	Distribution OH & UG Construction Services per RFP#601600	MAY-2011
5,898	Other	DAVIS H ELLIOT COMPANY INC				9,656.38	573100	131249	Davis H. Elliot Invoice # 131249 - Substation Maintenance	MAY-2011
5,899	Other	DAVIS H ELLIOT COMPANY INC				8,629.11	573100	131249	Davis H. Elliot Invoice # 131249 - Substation Maintenance	MAY-2011
5,900	Other	DAVIS H ELLIOT COMPANY INC				3,057.90	571100	131274	pay invoice 138910	SEP-2011
5,901	Other	DAVIS H ELLIOT COMPANY INC				1,447.71	583001	131464	Distribution OH & UG Construction Services per RFP#601600	MAY-2011
5,902	Other	DAVIS H ELLIOT COMPANY INC				422.25	584001	131464	Distribution OH & UG Construction Services per RFP#601600	MAY-2011
5,903	Other	DAVIS H ELLIOT COMPANY INC				30.16	583001	131464	Distribution OH & UG Construction Services per RFP#601600	MAY-2011
5,904	Other	DAVIS H ELLIOT COMPANY INC				996.09	583001	131466	Distribution OH & UG Construction Services per RFP#601600	MAY-2011
5,905	Other	DAVIS H ELLIOT COMPANY INC				290.52	584001	131466	Distribution OH & UG Construction Services per RFP#601600	MAY-2011
5,906	Other	DAVIS H ELLIOT COMPANY INC				20.75	583001	131466	Distribution OH & UG Construction Services per RFP#601600	MAY-2011
5,907	Other	DAVIS H ELLIOT COMPANY INC				400.56	593002	131467	INVOICE # 131467	MAY-2011
5,908	Other	DAVIS H ELLIOT COMPANY INC				1,076.61	593002	131468	INVOICE # 131468	MAY-2011
5,909	Other	DAVIS H ELLIOT COMPANY INC				1,679.15	593002	131469	DHE INVOICE Storm Work Russell Springs-Hoque 05/03/11	Jun-2011
5,910	Other	DAVIS H ELLIOT COMPANY INC				709.43	593002	131471	INV 131471 5/3/11 Morehead Area 4/27/11	MAY-2011
5,911	Other	DAVIS H ELLIOT COMPANY INC				299.12	593002	131471	INV 131471 5/3/11 Morehead Area 4/27/11	MAY-2011
5,912	Other	DAVIS H ELLIOT COMPANY INC				1,285.30	583001	131474	STORM WORK INVOICE #131474 5-3-11	MAY-2011
5,913	Other	DAVIS H ELLIOT COMPANY INC				11,873.19	593002	131475	D.H. Elliot - storm work 4/22/11	MAY-2011
5,914	Other	DAVIS H ELLIOT COMPANY INC				1,408.21	593002	131476	CONTRACT LABOR, STORM 042211, INV#34011S01	MAY-2011
5,915	Other	DAVIS H ELLIOT COMPANY INC				1,709.00	571100	131915	pay invoice 131915	MAY-2011
5,916	Other	DAVIS H ELLIOT COMPANY INC				1,527.48	566100	131917	pay invoice 131917	MAY-2011
5,917	Other	DAVIS H ELLIOT COMPANY INC				1,323.60	566100	131918	pay invoice 131918	MAY-2011
5,918	Other	DAVIS H ELLIOT COMPANY INC				1,133.18	571100	131940	pay invoice 131940	MAY-2011
5,919	Other	DAVIS H ELLIOT COMPANY INC				4,372.30	571100	131943	pay invoice 131943	Jun-2011
5,920	Other	DAVIS H ELLIOT COMPANY INC				1,324.28	566100	131984	pay invoice 131984	MAY-2011
5,921	Other	DAVIS H ELLIOT COMPANY INC				2,638.32	566100	132015	pay invoice 132015	Jun-2011
5,922	Other	DAVIS H ELLIOT COMPANY INC				5,864.32	566100	132016	pay invoice 132016	Jun-2011
5,923	Other	DAVIS H ELLIOT COMPANY INC				8,502.64	566100	132112	pay invoice 132112	Jun-2011
5,924	Other	DAVIS H ELLIOT COMPANY INC				12,509.38	573100	132877	Davis H. Elliot Invoice # 131249 - Substation Maintenance	Jun-2011
5,925	Other	DAVIS H ELLIOT COMPANY INC				1,615.99	583001	132911	Distribution OH & UG Construction Services per RFP#601600	MAY-2011

KENTUCKY UTILITIES COMPANY
Case No. 2012- 00221
Analysis of Professional Services Expenses For the Test Year

(A)	(B)	(C)	(D)	(E)	(F)	(G)	(H)	(I)		
Line No.	Type	Vendor	Rate Case	Audit	Other	Total	Account	Invoice	Description	Period
5,926	Other	DAVIS H ELLIOT COMPANY INC				471.33	584001	132911	Distribution OH & UG Construction Services per RFP#601600	MAY-2011
5,927	Other	DAVIS H ELLIOT COMPANY INC				33.67	583001	132911	Distribution OH & UG Construction Services per RFP#601600	MAY-2011
5,928	Other	DAVIS H ELLIOT COMPANY INC				1,592.97	583001	132912	Distribution OH & UG Construction Services per RFP#601600	MAY-2011
5,929	Other	DAVIS H ELLIOT COMPANY INC				464.62	584001	132912	Distribution OH & UG Construction Services per RFP#601600	MAY-2011
5,930	Other	DAVIS H ELLIOT COMPANY INC				33.19	583001	132912	Distribution OH & UG Construction Services per RFP#601600	MAY-2011
5,931	Other	DAVIS H ELLIOT COMPANY INC				2,502.91	583001	132913	Distribution OH & UG Construction Services per RFP#601600	MAY-2011
5,932	Other	DAVIS H ELLIOT COMPANY INC				730.02	584001	132913	Distribution OH & UG Construction Services per RFP#601600	MAY-2011
5,933	Other	DAVIS H ELLIOT COMPANY INC				52.14	583001	132913	Distribution OH & UG Construction Services per RFP#601600	MAY-2011
5,934	Other	DAVIS H ELLIOT COMPANY INC				685.76	583001	132914	Distribution OH & UG Construction Services per RFP#601600	MAY-2011
5,935	Other	DAVIS H ELLIOT COMPANY INC				200.01	584001	132914	Distribution OH & UG Construction Services per RFP#601600	MAY-2011
5,936	Other	DAVIS H ELLIOT COMPANY INC				14.29	583001	132914	Distribution OH & UG Construction Services per RFP#601600	MAY-2011
5,937	Other	DAVIS H ELLIOT COMPANY INC				1,156.30	583001	132916	Distribution OH & UG Construction Services per RFP#601600	MAY-2011
5,938	Other	DAVIS H ELLIOT COMPANY INC				337.25	584001	132916	Distribution OH & UG Construction Services per RFP#601600	MAY-2011
5,939	Other	DAVIS H ELLIOT COMPANY INC				24.09	583001	132916	Distribution OH & UG Construction Services per RFP#601600	MAY-2011
5,940	Other	DAVIS H ELLIOT COMPANY INC				1,236.70	583001	132935	Distribution OH & UG Construction Services per RFP#601600	MAY-2011
5,941	Other	DAVIS H ELLIOT COMPANY INC				360.71	584001	132935	Distribution OH & UG Construction Services per RFP#601600	MAY-2011
5,942	Other	DAVIS H ELLIOT COMPANY INC				25.76	583001	132935	Distribution OH & UG Construction Services per RFP#601600	MAY-2011
5,943	Other	DAVIS H ELLIOT COMPANY INC				1,228.53	583001	132936	Distribution OH & UG Construction Services per RFP#601600	MAY-2011
5,944	Other	DAVIS H ELLIOT COMPANY INC				358.32	584001	132936	Distribution OH & UG Construction Services per RFP#601600	MAY-2011
5,945	Other	DAVIS H ELLIOT COMPANY INC				25.59	583001	132936	Distribution OH & UG Construction Services per RFP#601600	MAY-2011
5,946	Other	DAVIS H ELLIOT COMPANY INC				2,502.91	583001	132937	Distribution OH & UG Construction Services per RFP#601600	MAY-2011
5,947	Other	DAVIS H ELLIOT COMPANY INC				730.02	584001	132937	Distribution OH & UG Construction Services per RFP#601600	MAY-2011
5,948	Other	DAVIS H ELLIOT COMPANY INC				52.14	583001	132937	Distribution OH & UG Construction Services per RFP#601600	MAY-2011
5,949	Other	DAVIS H ELLIOT COMPANY INC				1,681.41	583001	132942	Distribution OH & UG Construction Services per RFP#601600	MAY-2011
5,950	Other	DAVIS H ELLIOT COMPANY INC				490.41	584001	132942	Distribution OH & UG Construction Services per RFP#601600	MAY-2011
5,951	Other	DAVIS H ELLIOT COMPANY INC				35.03	583001	132942	Distribution OH & UG Construction Services per RFP#601600	MAY-2011
5,952	Other	DAVIS H ELLIOT COMPANY INC				1,012.09	583001	132944	Distribution OH & UG Construction Services per RFP#601600	MAY-2011
5,953	Other	DAVIS H ELLIOT COMPANY INC				295.20	584001	132944	Distribution OH & UG Construction Services per RFP#601600	MAY-2011
5,954	Other	DAVIS H ELLIOT COMPANY INC				21.09	583001	132944	Distribution OH & UG Construction Services per RFP#601600	MAY-2011
5,955	Other	DAVIS H ELLIOT COMPANY INC				10,284.32	593001	132946	CONTRACT LABOR, STORM WORK, INV#132946	MAY-2011
5,956	Other	DAVIS H ELLIOT COMPANY INC				10,284.32	593002	132946	CONTRACT LABOR, STORM WORK, INV#132946	MAY-2011
5,957	Other	DAVIS H ELLIOT COMPANY INC				10,284.31	581010	132946	CONTRACT LABOR, STORM WORK, INV#132946	MAY-2011
5,958	Other	DAVIS H ELLIOT COMPANY INC				602.92	593002	133002	INV 133002 5/24/11 DHE-HISLE w/e 5/21/11 PARCC 5/17, MTSCC 5/19	Jun-2011
5,959	Other	DAVIS H ELLIOT COMPANY INC				391.08	593003	133002	INV 133002 5/24/11 DHE-HISLE w/e 5/21/11 PARCC 5/17, MTSCC 5/19	Jun-2011
5,960	Other	DAVIS H ELLIOT COMPANY INC				97.77	593002	133002	INV 133002 5/24/11 DHE-HISLE w/e 5/21/11 PARCC 5/17, MTSCC 5/19	Jun-2011
5,961	Other	DAVIS H ELLIOT COMPANY INC				2,201.00	583001	133005	inv 133005 Morton	Jun-2011
5,962	Other	DAVIS H ELLIOT COMPANY INC				644.50	584001	133005	inv 133005 Morton	Jun-2011
5,963	Other	DAVIS H ELLIOT COMPANY INC				2,289.00	583001	133006	inv 133006 Gooch	Jun-2011
5,964	Other	DAVIS H ELLIOT COMPANY INC				654.64	584001	133006	inv 133006 Gooch	Jun-2011
5,965	Other	DAVIS H ELLIOT COMPANY INC				625.00	583001	133007	inv 133007 Spicer	Jun-2011
5,966	Other	DAVIS H ELLIOT COMPANY INC				157.40	584001	133007	inv 133007 Spicer	Jun-2011
5,967	Other	DAVIS H ELLIOT COMPANY INC				1,619.00	583001	133012	inv 133012 Pigg	Jun-2011
5,968	Other	DAVIS H ELLIOT COMPANY INC				478.72	584001	133012	inv 133012 Pigg	Jun-2011
5,969	Other	DAVIS H ELLIOT COMPANY INC				1,333.00	583001	133014	inv 133014 Smith	Jun-2011
5,970	Other	DAVIS H ELLIOT COMPANY INC				508.78	584001	133014	inv 133014 Smith	Jun-2011
5,971	Other	DAVIS H ELLIOT COMPANY INC				2,071.16	583001	133445	inv 133445 Morton	Jun-2011
5,972	Other	DAVIS H ELLIOT COMPANY INC				592.96	584001	133445	inv 133445 Morton	Jun-2011
5,973	Other	DAVIS H ELLIOT COMPANY INC				1,619.96	583001	133446	inv 133446 Gooch	Jun-2011
5,974	Other	DAVIS H ELLIOT COMPANY INC				421.42	584001	133446	inv 133446 Gooch	Jun-2011
5,975	Other	DAVIS H ELLIOT COMPANY INC				182.00	583001	133447	inv 133447 Spicer	Jun-2011
5,976	Other	DAVIS H ELLIOT COMPANY INC				79.20	584001	133447	inv 133447 Spicer	Jun-2011
5,977	Other	DAVIS H ELLIOT COMPANY INC				2,222.36	583001	133450	inv 133450 Pigg	Jun-2011
5,978	Other	DAVIS H ELLIOT COMPANY INC				634.96	584001	133450	inv 133450 Pigg	Jun-2011
5,979	Other	DAVIS H ELLIOT COMPANY INC				1,400.00	583001	133452	inv 133452 Smith	Jun-2011
5,980	Other	DAVIS H ELLIOT COMPANY INC				408.40	584001	133452	inv 133452 Smith	Jun-2011
5,981	Other	DAVIS H ELLIOT COMPANY INC				1,068.16	593002	133454	INVOICE # 133454	JUL-2011
5,982	Other	DAVIS H ELLIOT COMPANY INC				1,009.69	593002	133454	INVOICE # 133454	JUL-2011
5,983	Other	DAVIS H ELLIOT COMPANY INC				249.04	593002	133454	INVOICE # 133454	JUL-2011
5,984	Other	DAVIS H ELLIOT COMPANY INC				221.66	593002	133454	INVOICE # 133454	JUL-2011
5,985	Other	DAVIS H ELLIOT COMPANY INC				4,082.22	593002	133455	INV 133455 6/2/11 DHE-STORY Maysville Storm 5/23-24/11	Jun-2011

KENTUCKY UTILITIES COMPANY
Case No. 2012- 00221
Analysis of Professional Services Expenses For the Test Year

(A)	(B)	(C)	(D)	(E)	(F)	(G)	(H)	(I)		
Line No.	Type	Vendor	Rate Case	Audit	Other	Total	Account	Invoice	Description	Period
5,986	Other	DAVIS H ELLIOT COMPANY INC				1,139.94	593002	133455	INV 133455 6/2/11 DHE-STORY Maysville Storm 5/23-24/11	Jun-2011
5,987	Other	DAVIS H ELLIOT COMPANY INC				1,073.47	593002	133474	DH ELLIOT - Fogleman, Inv. 133474, dated 6/2/11, Storm Repair work in London area 5/24th & 5/25th	SEP-2011
5,988	Other	DAVIS H ELLIOT COMPANY INC				441.50	593002	133474	DH ELLIOT - Fogleman, Inv. 133474, dated 6/2/11, Storm Repair work in London area 5/24th & 5/25th	SEP-2011
5,989	Other	DAVIS H ELLIOT COMPANY INC				307.35	593002	133475	DH ELLIOT - Fogleman, Inv. 133475, dated 6/2/11, Storm Repair work in Somerset area 5/26th	SEP-2011
5,990	Other	DAVIS H ELLIOT COMPANY INC				114.55	593002	133475	DH ELLIOT - Fogleman, Inv. 133475, dated 6/2/11, Storm Repair work in Somerset area 5/26th	SEP-2011
5,991	Other	DAVIS H ELLIOT COMPANY INC				9,649.63	593002	133476	D.H. Elliot - Storm work	Jun-2011
5,992	Other	DAVIS H ELLIOT COMPANY INC				3,014.16	571100	133984	pay invoice 133984	Jun-2011
5,993	Other	DAVIS H ELLIOT COMPANY INC				942.80	571100	134049	pay invoice 134049	Jun-2011
5,994	Other	DAVIS H ELLIOT COMPANY INC				3,342.49	571100	134051	pay invoice 134051	Jun-2011
5,995	Other	DAVIS H ELLIOT COMPANY INC				8,252.55	571100	134166	pay invoice 134166	JUL-2011
5,996	Other	DAVIS H ELLIOT COMPANY INC				521.44	593001	134219	INVOICE 134219- HISLE W/E 6/4/11	Jun-2011
5,997	Other	DAVIS H ELLIOT COMPANY INC				162.95	593002	134220	INV 134220 6/7/11 DHE-HISLE w/e 6/4/11 PARCC 5/31 MTSCC 6/2	Jun-2011
5,998	Other	DAVIS H ELLIOT COMPANY INC				130.36	593002	134220	INV 134220 6/7/11 DHE-HISLE w/e 6/4/11 PARCC 5/31 MTSCC 6/2	Jun-2011
5,999	Other	DAVIS H ELLIOT COMPANY INC				2,323.00	583001	134222	INV 134222 MORTON	Jun-2011
6,000	Other	DAVIS H ELLIOT COMPANY INC				803.56	584001	134222	INV 134222 MORTON	Jun-2011
6,001	Other	DAVIS H ELLIOT COMPANY INC				2,323.00	583001	134223	INV 134223 GOOCH	Jun-2011
6,002	Other	DAVIS H ELLIOT COMPANY INC				713.64	584001	134223	INV 134223 GOOCH	Jun-2011
6,003	Other	DAVIS H ELLIOT COMPANY INC				182.00	583001	134224	INV 134224 SPICER	Jun-2011
6,004	Other	DAVIS H ELLIOT COMPANY INC				79.20	584001	134224	INV 134224 SPICER	Jun-2011
6,005	Other	DAVIS H ELLIOT COMPANY INC				1,800.00	583001	134228	INV 134228 PIGG	Jun-2011
6,006	Other	DAVIS H ELLIOT COMPANY INC				478.54	584001	134228	INV 134228 PIGG	Jun-2011
6,007	Other	DAVIS H ELLIOT COMPANY INC				1,089.00	583001	134230	INV 134230 SMITH	Jun-2011
6,008	Other	DAVIS H ELLIOT COMPANY INC				311.23	584001	134230	INV 134230 SMITH	Jun-2011
6,009	Other	DAVIS H ELLIOT COMPANY INC				370.20	593002	134234	LABOR	JUL-2011
6,010	Other	DAVIS H ELLIOT COMPANY INC				170.92	593002	134234	EQUIPMENT	JUL-2011
6,011	Other	DAVIS H ELLIOT COMPANY INC				912.52	593001	134271	INVOICE 134271 HISLE - W/E 6/11/11	Jun-2011
6,012	Other	DAVIS H ELLIOT COMPANY INC				175.99	593002	134272	INV 134272 6/15/11 DHE-HISLE w/e 6/11/11 PARCC 6/7 MTSCC 6/9	Jun-2011
6,013	Other	DAVIS H ELLIOT COMPANY INC				1,803.00	583001	134274	INV 134274 MORTON	Jun-2011
6,014	Other	DAVIS H ELLIOT COMPANY INC				523.47	584001	134274	INV 134274 MORTON	Jun-2011
6,015	Other	DAVIS H ELLIOT COMPANY INC				1,537.00	583001	134275	INV 134275 GOOCH	Jun-2011
6,016	Other	DAVIS H ELLIOT COMPANY INC				460.74	584001	134275	INV 134275 GOOCH	Jun-2011
6,017	Other	DAVIS H ELLIOT COMPANY INC				365.00	583001	134276	INV 134276 SPICER	Jun-2011
6,018	Other	DAVIS H ELLIOT COMPANY INC				260.00	583001	134276	INV 134276 SPICER	Jun-2011
6,019	Other	DAVIS H ELLIOT COMPANY INC				157.40	584001	134276	INV 134276 SPICER	Jun-2011
6,020	Other	DAVIS H ELLIOT COMPANY INC				2,356.00	583001	134281	INV 134281 PIGG	Jun-2011
6,021	Other	DAVIS H ELLIOT COMPANY INC				626.68	584001	134281	INV 134281 PIGG	Jun-2011
6,022	Other	DAVIS H ELLIOT COMPANY INC				545.23	583001	134283	INV 134283 SMITH	JUL-2011
6,023	Other	DAVIS H ELLIOT COMPANY INC				210.00	583001	134283	INV 134283 SMITH	JUL-2011
6,024	Other	DAVIS H ELLIOT COMPANY INC				100.00	584001	134283	INV 134283 SMITH	JUL-2011
6,025	Other	DAVIS H ELLIOT COMPANY INC				334.05	593002	134330	INV 134330 6/21/22 DHE-HISLE w/e 6/18/11 PARCC 6/14 MTSCC 6/16	Jun-2011
6,026	Other	DAVIS H ELLIOT COMPANY INC				2,289.00	583001	134334	INV 134334 MORTON	JUL-2011
6,027	Other	DAVIS H ELLIOT COMPANY INC				655.72	584001	134334	INV 134334 MORTON	JUL-2011
6,028	Other	DAVIS H ELLIOT COMPANY INC				2,289.00	583001	134335	INV 134335 GOOCH	JUL-2011
6,029	Other	DAVIS H ELLIOT COMPANY INC				655.72	584001	134335	INV 134335 GOOCH	JUL-2011
6,030	Other	DAVIS H ELLIOT COMPANY INC				365.00	583001	134336	INV 134336 SPICER	JUL-2011
6,031	Other	DAVIS H ELLIOT COMPANY INC				157.40	584001	134336	INV 134336 SPICER	JUL-2011
6,032	Other	DAVIS H ELLIOT COMPANY INC				1,147.00	593002	134339	INVOICE # 134339	JUL-2011
6,033	Other	DAVIS H ELLIOT COMPANY INC				2,222.00	583001	134341	INV 134341 PIGG	JUL-2011
6,034	Other	DAVIS H ELLIOT COMPANY INC				636.80	584001	134341	INV 134341 PIGG	JUL-2011
6,035	Other	DAVIS H ELLIOT COMPANY INC				2,275.00	583001	134473	inv 137473 Morton	AUG-2011
6,036	Other	DAVIS H ELLIOT COMPANY INC				579.80	584001	134473	inv 137473 Morton	AUG-2011
6,037	Other	DAVIS H ELLIOT COMPANY INC				8,050.03	573100	135291	Davis H. Elliot Invoice # 131249 - Substation Maintenance	AUG-2011
6,038	Other	DAVIS H ELLIOT COMPANY INC				6,811.56	573100	135291	Davis H. Elliot Invoice # 131249 - Substation Maintenance	AUG-2011
6,039	Other	DAVIS H ELLIOT COMPANY INC				391.08	593001	135396	INVOICE 135396 HISLE W/E 6/25/11	JUL-2011
6,040	Other	DAVIS H ELLIOT COMPANY INC				516.15	593002	135398	DHE INVOICE 135398Hogue 06/25/11	SEP-2011
6,041	Other	DAVIS H ELLIOT COMPANY INC				344.10	593002	135398	DHE INVOICE 135398Hogue 06/25/11	SEP-2011

KENTUCKY UTILITIES COMPANY
Case No. 2012- 00221
Analysis of Professional Services Expenses For the Test Year

(A)	(B)	(C)	(D)	(E)	(F)	(G)	(H)	(I)		
Line No.	Type	Vendor	Rate Case	Audit	Other	Total	Account	Invoice	Description	Period
6,042	Other	DAVIS H ELLIOT COMPANY INC				1,989.00	583001	135400	INV 135400 MORTON	JUL-2011
6,043	Other	DAVIS H ELLIOT COMPANY INC				593.78	584001	135400	INV 135400 MORTON	JUL-2011
6,044	Other	DAVIS H ELLIOT COMPANY INC				1,488.00	583001	135401	INV 135401 GOOCH	JUL-2011
6,045	Other	DAVIS H ELLIOT COMPANY INC				445.20	584001	135401	INV 135401 GOOCH	JUL-2011
6,046	Other	DAVIS H ELLIOT COMPANY INC				2,200.00	583001	135582	INV 135582 PIGG	JUL-2011
6,047	Other	DAVIS H ELLIOT COMPANY INC				894.60	584001	135582	INV 135582 PIGG	JUL-2011
6,048	Other	DAVIS H ELLIOT COMPANY INC				542.90	583001	135584	INV 135584 SMITH	JUL-2011
6,049	Other	DAVIS H ELLIOT COMPANY INC				250.00	583001	135584	INV 135584 SMITH	JUL-2011
6,050	Other	DAVIS H ELLIOT COMPANY INC				130.00	584001	135584	INV 135584 SMITH	JUL-2011
6,051	Other	DAVIS H ELLIOT COMPANY INC				752.31	593002	135588	INVOICE # 135588	SEP-2011
6,052	Other	DAVIS H ELLIOT COMPANY INC				280.17	593002	135588	INVOICE # 135588	SEP-2011
6,053	Other	DAVIS H ELLIOT COMPANY INC				1,137.01	593002	135589	INV 135589 6/29/11 MTSCC storm work 6/23/11	JUL-2011
6,054	Other	DAVIS H ELLIOT COMPANY INC				411.65	593002	135589	INV 135589 6/29/11 MTSCC storm work 6/23/11	JUL-2011
6,055	Other	DAVIS H ELLIOT COMPANY INC				1,472.64	593002	135590	DHE INVOICE 135590 Storm Work Hogue 06/29/11	OCT-2011
6,056	Other	DAVIS H ELLIOT COMPANY INC				10,166.70	593002	135591	D.H. Elliot - storm work	JUL-2011
6,057	Other	DAVIS H ELLIOT COMPANY INC				8,299.94	571100	135925	pay invoice 135925	JUL-2011
6,058	Other	DAVIS H ELLIOT COMPANY INC				7,062.44	571100	136000	pay invoice 136000	JUL-2011
6,059	Other	DAVIS H ELLIOT COMPANY INC				8,502.64	571100	136022	pay invoice 136022	AUG-2011
6,060	Other	DAVIS H ELLIOT COMPANY INC				830.00	566100	136090	pay invoice 136090	AUG-2011
6,061	Other	DAVIS H ELLIOT COMPANY INC				8,502.64	571100	136106	pay invoice 136106	AUG-2011
6,062	Other	DAVIS H ELLIOT COMPANY INC				521.44	593001	137210	INVOICE 137210 HISLE W/E 7/2/11	JUL-2011
6,063	Other	DAVIS H ELLIOT COMPANY INC				573.50	593002	137212	DHE INVOICE 137212 Hogue 07/02/11	SEP-2011
6,064	Other	DAVIS H ELLIOT COMPANY INC				2,289.50	583001	137215	INV 137215 MORTON	JUL-2011
6,065	Other	DAVIS H ELLIOT COMPANY INC				654.14	584001	137215	INV 137215 MORTON	JUL-2011
6,066	Other	DAVIS H ELLIOT COMPANY INC				2,759.00	583001	137216	INV 137216 GOOCH	JUL-2011
6,067	Other	DAVIS H ELLIOT COMPANY INC				789.16	584001	137216	INV 137216 GOOCH	JUL-2011
6,068	Other	DAVIS H ELLIOT COMPANY INC				419.00	583001	137217	INV 137217 SPICER	JUL-2011
6,069	Other	DAVIS H ELLIOT COMPANY INC				181.56	584001	137217	INV 137217 SPICER	JUL-2011
6,070	Other	DAVIS H ELLIOT COMPANY INC				2,133.00	583001	137222	INV 137222 PIGG	JUL-2011
6,071	Other	DAVIS H ELLIOT COMPANY INC				601.67	584001	137222	INV 137222 PIGG	JUL-2011
6,072	Other	DAVIS H ELLIOT COMPANY INC				1,850.00	583001	137224	INV 137224 SMITH	JUL-2011
6,073	Other	DAVIS H ELLIOT COMPANY INC				537.27	584001	137224	INV 137224 SMITH	JUL-2011
6,074	Other	DAVIS H ELLIOT COMPANY INC				1,485.56	593002	137225	DH ELLIOT-Inv. 137225, dated 7/14/11, London Storm Work June 27th & 28th	AUG-2011
6,075	Other	DAVIS H ELLIOT COMPANY INC				553.67	593002	137225	DH ELLIOT-Inv. 137225, dated 7/14/11, London Storm Work June 27th & 28th	AUG-2011
6,076	Other	DAVIS H ELLIOT COMPANY INC				340.03	593001	137228	INVOICE 137228 WALLS W/E 7/9/11	AUG-2011
6,077	Other	DAVIS H ELLIOT COMPANY INC				2,759.00	583001	137282	INV 137282 MORTON	JUL-2011
6,078	Other	DAVIS H ELLIOT COMPANY INC				789.16	584001	137282	INV 137282 MORTON	JUL-2011
6,079	Other	DAVIS H ELLIOT COMPANY INC				1,944.00	583001	137283	INV 137283 GOOCH	JUL-2011
6,080	Other	DAVIS H ELLIOT COMPANY INC				558.44	584001	137283	INV 137283 GOOCH	JUL-2011
6,081	Other	DAVIS H ELLIOT COMPANY INC				463.32	583001	137284	INV 137284 SPICER	JUL-2011
6,082	Other	DAVIS H ELLIOT COMPANY INC				955.00	583001	137290	INV 137290 PIGG	JUL-2011
6,083	Other	DAVIS H ELLIOT COMPANY INC				284.84	584001	137290	INV 137290 PIGG	JUL-2011
6,084	Other	DAVIS H ELLIOT COMPANY INC				1,400.00	583001	137292	INV 137292 SMITH	JUL-2011
6,085	Other	DAVIS H ELLIOT COMPANY INC				532.15	584001	137292	INV 137292 SMITH	JUL-2011
6,086	Other	DAVIS H ELLIOT COMPANY INC				2,386.41	593002	137293	STORM WORK 7-4-11, INV#137293	JUL-2011
6,087	Other	DAVIS H ELLIOT COMPANY INC				1,602.24	593002	137294	INVOICE # 137294	JUL-2011
6,088	Other	DAVIS H ELLIOT COMPANY INC				249.04	593002	137294	INVOICE # 137294	JUL-2011
6,089	Other	DAVIS H ELLIOT COMPANY INC				1,745.15	593002	137295	INVOICE # 137295	JUL-2011
6,090	Other	DAVIS H ELLIOT COMPANY INC				569.97	593002	137295	INVOICE # 137295	JUL-2011
6,091	Other	DAVIS H ELLIOT COMPANY INC				1,108.06	593002	137436	INV 137436 7/21/11 DHE-HISLE w/e 7/16/11	JUL-2011
6,092	Other	DAVIS H ELLIOT COMPANY INC				2,462.72	583001	137440	inv 137440 Morton	AUG-2011
6,093	Other	DAVIS H ELLIOT COMPANY INC				702.00	584001	137440	inv 137440 Morton	AUG-2011
6,094	Other	DAVIS H ELLIOT COMPANY INC				2,289.00	583001	137441	inv 137441 Gooch	AUG-2011
6,095	Other	DAVIS H ELLIOT COMPANY INC				493.82	584001	137441	inv 137441 Gooch	AUG-2011
6,096	Other	DAVIS H ELLIOT COMPANY INC				195.00	583001	137442	inv 137442 Spicer	AUG-2011
6,097	Other	DAVIS H ELLIOT COMPANY INC				139.00	583001	137442	inv 137442 Spicer	AUG-2011
6,098	Other	DAVIS H ELLIOT COMPANY INC				86.94	584001	137442	inv 137442 Spicer	AUG-2011
6,099	Other	DAVIS H ELLIOT COMPANY INC				2,725.00	583001	137448	inv 137448 Pigg	AUG-2011
6,100	Other	DAVIS H ELLIOT COMPANY INC				779.21	584001	137448	inv 137448 Pigg	AUG-2011
6,101	Other	DAVIS H ELLIOT COMPANY INC				573.45	583001	137450	inv 137450 Smith	AUG-2011

KENTUCKY UTILITIES COMPANY
Case No. 2012- 00221
Analysis of Professional Services Expenses For the Test Year

(A)	(B)	(C)	(D)	(E)	(F)	(G)	(H)	(I)		
Line No.	Type	Vendor	Rate Case	Audit	Other	Total	Account	Invoice	Description	Period
6,102	Other	DAVIS H ELLIOT COMPANY INC				226.00	583001	137450	inv 137450 Smith	AUG-2011
6,103	Other	DAVIS H ELLIOT COMPANY INC				113.00	584001	137450	inv 137450 Smith	AUG-2011
6,104	Other	DAVIS H ELLIOT COMPANY INC				1,328.78	593002	137451	INVOICE # 137451	AUG-2011
6,105	Other	DAVIS H ELLIOT COMPANY INC				221.66	593002	137451	INVOICE # 137451	AUG-2011
6,106	Other	DAVIS H ELLIOT COMPANY INC				521.44	593002	137469	INV 137469 7/27/11 DHE-HISLE w/e 7/23/11 PARCC 7/19, MTSCC 7/21	AUG-2011
6,107	Other	DAVIS H ELLIOT COMPANY INC				228.13	593004	137469	INV 137469 7/27/11 DHE-HISLE w/e 7/23/11 PARCC 7/19, MTSCC 7/21	AUG-2011
6,108	Other	DAVIS H ELLIOT COMPANY INC				195.54	593002	137469	INV 137469 7/27/11 DHE-HISLE w/e 7/23/11 PARCC 7/19, MTSCC 7/21	AUG-2011
6,109	Other	DAVIS H ELLIOT COMPANY INC				97.77	594001	137469	INV 137469 7/27/11 DHE-HISLE w/e 7/23/11 PARCC 7/19, MTSCC 7/21	AUG-2011
6,110	Other	DAVIS H ELLIOT COMPANY INC				65.18	593003	137469	INV 137469 7/27/11 DHE-HISLE w/e 7/23/11 PARCC 7/19, MTSCC 7/21	AUG-2011
6,111	Other	DAVIS H ELLIOT COMPANY INC				2,133.00	583001	137474	inv 137474 Gooch	AUG-2011
6,112	Other	DAVIS H ELLIOT COMPANY INC				571.69	584001	137474	inv 137474 Gooch	AUG-2011
6,113	Other	DAVIS H ELLIOT COMPANY INC				372.00	583001	137475	inv 5325.60 Spicer	AUG-2011
6,114	Other	DAVIS H ELLIOT COMPANY INC				162.60	584001	137475	inv 5325.60 Spicer	AUG-2011
6,115	Other	DAVIS H ELLIOT COMPANY INC				2,848.00	583001	137480	inv 137480 Pigg	AUG-2011
6,116	Other	DAVIS H ELLIOT COMPANY INC				830.05	584001	137480	inv 137480 Pigg	AUG-2011
6,117	Other	DAVIS H ELLIOT COMPANY INC				736.47	583001	137482	inv 137482 Smith	AUG-2011
6,118	Other	DAVIS H ELLIOT COMPANY INC				294.00	583001	137482	inv 137482 Smith	AUG-2011
6,119	Other	DAVIS H ELLIOT COMPANY INC				150.00	584001	137482	inv 137482 Smith	AUG-2011
6,120	Other	DAVIS H ELLIOT COMPANY INC				534.08	593002	137485	INVOICE # 137485	AUG-2011
6,121	Other	DAVIS H ELLIOT COMPANY INC				8,827.21	573100	137737	Davis H. Elliot Invoice # 137737 - Substation Maintenance	AUG-2011
6,122	Other	DAVIS H ELLIOT COMPANY INC				7,145.84	573100	137737	Davis H. Elliot Invoice # 137737 - Substation Maintenance	AUG-2011
6,123	Other	DAVIS H ELLIOT COMPANY INC				1,202.64	593002	137958	D.H. Elliot - Trouble in Harlan	AUG-2011
6,124	Other	DAVIS H ELLIOT COMPANY INC				782.16	594001	137958	INVOICE 137958 HISLE W/E 7/31/11	AUG-2011
6,125	Other	DAVIS H ELLIOT COMPANY INC				351.97	593002	137959	INV 137959 8/3/11 DHE-HISLE w/e 7/30/11 PARCC 7/26, MTSCC 7/28	AUG-2011
6,126	Other	DAVIS H ELLIOT COMPANY INC				2,893.00	583001	137962	INV 137962 MORTON	AUG-2011
6,127	Other	DAVIS H ELLIOT COMPANY INC				829.00	584001	137962	INV 137962 MORTON	AUG-2011
6,128	Other	DAVIS H ELLIOT COMPANY INC				2,960.00	583001	137963	INV 137963 GOOCH	AUG-2011
6,129	Other	DAVIS H ELLIOT COMPANY INC				847.92	584001	137963	INV 137963 GOOCH	AUG-2011
6,130	Other	DAVIS H ELLIOT COMPANY INC				291.60	584001	137964	INV 137964 SPICER	AUG-2011
6,131	Other	DAVIS H ELLIOT COMPANY INC				265.00	583001	137964	INV 137964 SPICER	AUG-2011
6,132	Other	DAVIS H ELLIOT COMPANY INC				2,524.00	583001	137969	inv 137969 PIGG	AUG-2011
6,133	Other	DAVIS H ELLIOT COMPANY INC				722.45	584001	137969	inv 137969 PIGG	AUG-2011
6,134	Other	DAVIS H ELLIOT COMPANY INC				223.00	583001	137971	INV 137971 SMITH	AUG-2011
6,135	Other	DAVIS H ELLIOT COMPANY INC				148.38	583001	137971	INV 137971 SMITH	AUG-2011
6,136	Other	DAVIS H ELLIOT COMPANY INC				140.00	584001	137971	INV 137971 SMITH	AUG-2011
6,137	Other	DAVIS H ELLIOT COMPANY INC				699.50	593002	137973	INVOICE # 137973	AUG-2011
6,138	Other	DAVIS H ELLIOT COMPANY INC				597.05	593002	137973	INVOICE # 137973	AUG-2011
6,139	Other	DAVIS H ELLIOT COMPANY INC				8,231.86	571100	138221	pay invoice 138221	AUG-2011
6,140	Other	DAVIS H ELLIOT COMPANY INC				509.16	566100	138711	pay invoice 138711	AUG-2011
6,141	Other	DAVIS H ELLIOT COMPANY INC				5,594.30	571100	138713	pay invoice 138713	SEP-2011
6,142	Other	DAVIS H ELLIOT COMPANY INC				2,227.99	571100	138771	pay invoice 138771	SEP-2011
6,143	Other	DAVIS H ELLIOT COMPANY INC				1,750.03	571100	138911	pay invoice 138911	SEP-2011
6,144	Other	DAVIS H ELLIOT COMPANY INC				162.95	593002	139168	INV 139168 8/9/11 DHE-HISLE w/e 8/6/11 PARCC 8/2 MTSCC 8/4	AUG-2011
6,145	Other	DAVIS H ELLIOT COMPANY INC				1,619.00	583001	139173	INV 139173 MORTON	AUG-2011
6,146	Other	DAVIS H ELLIOT COMPANY INC				497.24	584001	139173	INV 139173 MORTON	AUG-2011
6,147	Other	DAVIS H ELLIOT COMPANY INC				2,201.00	583001	139174	INV 139174 GOOCH	AUG-2011
6,148	Other	DAVIS H ELLIOT COMPANY INC				547.56	584001	139174	INV 139174 GOOCH	AUG-2011
6,149	Other	DAVIS H ELLIOT COMPANY INC				365.00	583001	139175	INV 139175 SPICER	AUG-2011
6,150	Other	DAVIS H ELLIOT COMPANY INC				157.40	584001	139175	INV 139175 SPICER	AUG-2011
6,151	Other	DAVIS H ELLIOT COMPANY INC				2,201.00	583001	139180	INV 139180 PIGG	AUG-2011
6,152	Other	DAVIS H ELLIOT COMPANY INC				588.70	584001	139180	INV 139180 PIGG	AUG-2011
6,153	Other	DAVIS H ELLIOT COMPANY INC				848.84	583001	139182	INV 139182 SMITH	AUG-2011
6,154	Other	DAVIS H ELLIOT COMPANY INC				338.00	583001	139182	INV 139182 SMITH	AUG-2011
6,155	Other	DAVIS H ELLIOT COMPANY INC				169.00	584001	139182	INV 139182 SMITH	AUG-2011
6,156	Other	DAVIS H ELLIOT COMPANY INC				15,705.20	593002	139184	INVOICE # 139184	AUG-2011
6,157	Other	DAVIS H ELLIOT COMPANY INC				6,221.35	593002	139184	INVOICE # 139184	AUG-2011
6,158	Other	DAVIS H ELLIOT COMPANY INC				651.18	593002	139258	INV 139258 8/18/11 DHE-HISLE w/e 8/13/11 PARCC 8/9, MTSCC 8/11	AUG-2011
6,159	Other	DAVIS H ELLIOT COMPANY INC				2,071.00	583001	139261	INV 139261 - MORTON	SEP-2011
6,160	Other	DAVIS H ELLIOT COMPANY INC				571.69	584001	139261	INV 139261 - MORTON	SEP-2011
6,161	Other	DAVIS H ELLIOT COMPANY INC				2,289.00	583001	139262	INV 139262 - GOOCH	SEP-2011

KENTUCKY UTILITIES COMPANY
Case No. 2012- 00221
Analysis of Professional Services Expenses For the Test Year

(A)	(B)	(C)	(D)	(E)	(F)	(G)	(H)	(I)		
Line No.	Type	Vendor	Rate Case	Audit	Other	Total	Account	Invoice	Description	Period
6,162	Other	DAVIS H ELLIOT COMPANY INC				655.72	584001	139262	INV 139262 - GOOCH	SEP-2011
6,163	Other	DAVIS H ELLIOT COMPANY INC				400.00	583001	139263	INV 139263 - SPICER	SEP-2011
6,164	Other	DAVIS H ELLIOT COMPANY INC				112.12	584001	139263	INV 139263 - SPICER	SEP-2011
6,165	Other	DAVIS H ELLIOT COMPANY INC				1,834.00	583001	139269	INV 139269 - PIGG	SEP-2011
6,166	Other	DAVIS H ELLIOT COMPANY INC				600.51	584001	139269	INV 139269 - PIGG	SEP-2011
6,167	Other	DAVIS H ELLIOT COMPANY INC				838.87	583001	139271	INV 139271 - SMITH	SEP-2011
6,168	Other	DAVIS H ELLIOT COMPANY INC				300.00	583001	139271	INV 139271 - SMITH	SEP-2011
6,169	Other	DAVIS H ELLIOT COMPANY INC				150.00	584001	139271	INV 139271 - SMITH	SEP-2011
6,170	Other	DAVIS H ELLIOT COMPANY INC				1,094.24	593002	139275	INVOICE # 139275	SEP-2011
6,171	Other	DAVIS H ELLIOT COMPANY INC				253.32	593002	139275	INVOICE # 139275	SEP-2011
6,172	Other	DAVIS H ELLIOT COMPANY INC				5,060.84	571100	139908	pay invoice 138908	SEP-2011
6,173	Other	DAVIS H ELLIOT COMPANY INC				1,022.00	583001	140007	INV 140007 - MORTON	SEP-2011
6,174	Other	DAVIS H ELLIOT COMPANY INC				292.56	584001	140007	INV 140007 - MORTON	SEP-2011
6,175	Other	DAVIS H ELLIOT COMPANY INC				1,080.00	583001	140008	INV 140008 - GOOCH	SEP-2011
6,176	Other	DAVIS H ELLIOT COMPANY INC				310.66	584001	140008	INV 140008 - GOOCH	SEP-2011
6,177	Other	DAVIS H ELLIOT COMPANY INC				2,222.00	583001	140012	INV 140012 - PIGG	SEP-2011
6,178	Other	DAVIS H ELLIOT COMPANY INC				636.80	584001	140012	INV 140012 - PIGG	SEP-2011
6,179	Other	DAVIS H ELLIOT COMPANY INC				858.71	583001	140014	INV 140014 - SMITH	SEP-2011
6,180	Other	DAVIS H ELLIOT COMPANY INC				356.00	583001	140014	INV 140014 - SMITH	SEP-2011
6,181	Other	DAVIS H ELLIOT COMPANY INC				178.00	584001	140014	INV 140014 - SMITH	SEP-2011
6,182	Other	DAVIS H ELLIOT COMPANY INC				1,901.91	593002	140033	INVOICE NO. 140033 - STORM RESTORATION WORK IN THE PARIS AREA	SEP-2011
6,183	Other	DAVIS H ELLIOT COMPANY INC				628.60	593002	140033	INVOICE NO. 140033 - STORM RESTORATION WORK IN THE PARIS AREA	SEP-2011
6,184	Other	DAVIS H ELLIOT COMPANY INC				2,104.34	593002	140034	INVOICE NO. 140034 - STORM RESTORATION WORK IN THE MIDWAY AREA	SEP-2011
6,185	Other	DAVIS H ELLIOT COMPANY INC				467.06	593002	140034	INVOICE NO. 140034 - STORM RESTORATION WORK IN THE MIDWAY AREA	SEP-2011
6,186	Other	DAVIS H ELLIOT COMPANY INC				18,426.69	593002	140035	INVOICE NO. 140035 - STORM RESTORATION WORK IN THE LEXINGTON AREA	SEP-2011
6,187	Other	DAVIS H ELLIOT COMPANY INC				5,015.72	593002	140035	INVOICE NO. 140035 - STORM RESTORATION WORK IN THE LEXINGTON AREA	SEP-2011
6,188	Other	DAVIS H ELLIOT COMPANY INC				4,948.99	593002	140039	INVOICE NO. 140039 - STORM RESTORATION WORK IN THE LEXINGTON AREA	SEP-2011
6,189	Other	DAVIS H ELLIOT COMPANY INC				1,346.14	593002	140039	INVOICE NO. 140039 - STORM RESTORATION WORK IN THE LEXINGTON AREA	SEP-2011
6,190	Other	DAVIS H ELLIOT COMPANY INC				1,803.00	583001	140052	INV 140052 MORTON	SEP-2011
6,191	Other	DAVIS H ELLIOT COMPANY INC				528.80	584001	140052	INV 140052 MORTON	SEP-2011
6,192	Other	DAVIS H ELLIOT COMPANY INC				2,289.00	583001	140053	INV 140053 GOOCH	SEP-2011
6,193	Other	DAVIS H ELLIOT COMPANY INC				657.74	584001	140053	INV 140053 GOOCH	SEP-2011
6,194	Other	DAVIS H ELLIOT COMPANY INC				365.00	583001	140054	INV 140054 SPICER	SEP-2011
6,195	Other	DAVIS H ELLIOT COMPANY INC				268.60	584001	140054	INV 140054 SPICER	SEP-2011
6,196	Other	DAVIS H ELLIOT COMPANY INC				2,133.00	583001	140060	INV 140060 PIGG	SEP-2011
6,197	Other	DAVIS H ELLIOT COMPANY INC				590.72	584001	140060	INV 140060 PIGG	SEP-2011
6,198	Other	DAVIS H ELLIOT COMPANY INC				633.38	583001	140062	INV 141825 SMITH	SEP-2011
6,199	Other	DAVIS H ELLIOT COMPANY INC				250.00	583001	140062	INV 141825 SMITH	SEP-2011
6,200	Other	DAVIS H ELLIOT COMPANY INC				125.00	584001	140062	INV 141825 SMITH	SEP-2011
6,201	Other	DAVIS H ELLIOT COMPANY INC				843.48	593002	140063	INVOICE # 140063	SEP-2011
6,202	Other	DAVIS H ELLIOT COMPANY INC				358.00	593002	140063	INVOICE # 140063	SEP-2011
6,203	Other	DAVIS H ELLIOT COMPANY INC				7,489.76	573100	140214	Davis H. Elliot Invoice # 140214 - Substation Maintenance	SEP-2011
6,204	Other	DAVIS H ELLIOT COMPANY INC				4,098.18	573100	140214	Davis H. Elliot Invoice # 140214 - Substation Maintenance	SEP-2011
6,205	Other	DAVIS H ELLIOT COMPANY INC				537.12	566100	140731	pay invoice 140731	SEP-2011
6,206	Other	DAVIS H ELLIOT COMPANY INC				7,651.44	571100	140733	pay invoice 140733	SEP-2011
6,207	Other	DAVIS H ELLIOT COMPANY INC				4,178.12	573100	141786	Davis H. Elliot Invoice # 137737 - Substation Services	OCT-2011
6,208	Other	DAVIS H ELLIOT COMPANY INC				3,342.49	573100	141786	Davis H. Elliot Invoice # 137737 - Substation Services	OCT-2011
6,209	Other	DAVIS H ELLIOT COMPANY INC				65.18	593002	141819	INVOICE 141819 HISLE W/E 9/3/11	SEP-2011
6,210	Other	DAVIS H ELLIOT COMPANY INC				65.18	593002	141819	INVOICE 141819 HISLE W/E 9/3/11	SEP-2011
6,211	Other	DAVIS H ELLIOT COMPANY INC				2,993.00	583001	141820	INV 141820 MORTON	SEP-2011
6,212	Other	DAVIS H ELLIOT COMPANY INC				858.88	584001	141820	INV 141820 MORTON	SEP-2011
6,213	Other	DAVIS H ELLIOT COMPANY INC				2,201.00	583001	141821	INV 141821 GOOCH	SEP-2011
6,214	Other	DAVIS H ELLIOT COMPANY INC				618.00	584001	141821	INV 141821 GOOCH	SEP-2011
6,215	Other	DAVIS H ELLIOT COMPANY INC				365.00	583001	141822	INV 141822 SPICER	SEP-2011
6,216	Other	DAVIS H ELLIOT COMPANY INC				287.76	584001	141822	INV 141822 SPICER	SEP-2011
6,217	Other	DAVIS H ELLIOT COMPANY INC				2,625.00	583001	141823	INV 141823 PIGG	SEP-2011

KENTUCKY UTILITIES COMPANY
Case No. 2012- 00221
Analysis of Professional Services Expenses For the Test Year

(A)	(B)	(C)	(D)	(E)	(F)	(G)	(H)	(I)		
Line No.	Type	Vendor	Rate Case	Audit	Other	Total	Account	Invoice	Description	Period
6,218	Other	DAVIS H ELLIOT COMPANY INC				751.32	584001	141823	INV 141823 PIGG	SEP-2011
6,219	Other	DAVIS H ELLIOT COMPANY INC				808.88	583001	141825	INV 141825 SMITH	SEP-2011
6,220	Other	DAVIS H ELLIOT COMPANY INC				475.00	583001	141825	INV 141825 SMITH	SEP-2011
6,221	Other	DAVIS H ELLIOT COMPANY INC				2,150.00	583001	141828	INV 141828 MORTON	SEP-2011
6,222	Other	DAVIS H ELLIOT COMPANY INC				674.48	584001	141828	INV 141828 MORTON	SEP-2011
6,223	Other	DAVIS H ELLIOT COMPANY INC				1,488.00	583001	141829	INV 141829 GOOCH	SEP-2011
6,224	Other	DAVIS H ELLIOT COMPANY INC				443.48	584001	141829	INV 141829 GOOCH	SEP-2011
6,225	Other	DAVIS H ELLIOT COMPANY INC				264.00	584001	141830	INV 141830 SPICER	SEP-2011
6,226	Other	DAVIS H ELLIOT COMPANY INC				189.00	583001	141830	INV 141830 SPICER	SEP-2011
6,227	Other	DAVIS H ELLIOT COMPANY INC				114.44	583001	141830	INV 141830 SPICER	SEP-2011
6,228	Other	DAVIS H ELLIOT COMPANY INC				344.10	593001	141834	DH ELLIOT-Falconbury, Inv. 141834, dated 9/14/11, Somerset pole replacements (rain delay)	SEP-2011
6,229	Other	DAVIS H ELLIOT COMPANY INC				2,222.00	583001	141835	INV 141835 PIGG	SEP-2011
6,230	Other	DAVIS H ELLIOT COMPANY INC				634.48	584001	141835	INV 141835 PIGG	SEP-2011
6,231	Other	DAVIS H ELLIOT COMPANY INC				542.68	583001	141837	INV 141837 SMITH	SEP-2011
6,232	Other	DAVIS H ELLIOT COMPANY INC				215.00	583001	141837	INV 141837 SMITH	SEP-2011
6,233	Other	DAVIS H ELLIOT COMPANY INC				100.00	584001	141837	INV 141837 SMITH	SEP-2011
6,234	Other	DAVIS H ELLIOT COMPANY INC				1,289.58	593002	141838	INVOICE # 141838	SEP-2011
6,235	Other	DAVIS H ELLIOT COMPANY INC				506.52	593002	141838	INVOICE # 141838	SEP-2011
6,236	Other	DAVIS H ELLIOT COMPANY INC				2,657.21	593002	141839	INVOICE # 141839	SEP-2011
6,237	Other	DAVIS H ELLIOT COMPANY INC				162.95	593002	141846	INV 141846 9/21/11 DHE-HISLE w/e 9/17/11	OCT-2011
6,238	Other	DAVIS H ELLIOT COMPANY INC				1,900.00	583001	141849	INV 141849 MORTON	OCT-2011
6,239	Other	DAVIS H ELLIOT COMPANY INC				608.44	584001	141849	INV 141849 MORTON	OCT-2011
6,240	Other	DAVIS H ELLIOT COMPANY INC				2,222.00	583001	141850	INV 141850 GOOCH	OCT-2011
6,241	Other	DAVIS H ELLIOT COMPANY INC				636.80	584001	141850	INV 141850 GOOCH	OCT-2011
6,242	Other	DAVIS H ELLIOT COMPANY INC				365.00	583001	141851	INV 141851 SPICER	OCT-2011
6,243	Other	DAVIS H ELLIOT COMPANY INC				157.40	584001	141851	INV 141851 SPICER	OCT-2011
6,244	Other	DAVIS H ELLIOT COMPANY INC				2,222.00	583001	141857	INV 141857 PIGG	OCT-2011
6,245	Other	DAVIS H ELLIOT COMPANY INC				636.80	584001	141857	INV 141857 PIGG	OCT-2011
6,246	Other	DAVIS H ELLIOT COMPANY INC				1,229.67	583001	141859	INV 141859 SMITH	OCT-2011
6,247	Other	DAVIS H ELLIOT COMPANY INC				490.00	583001	141859	INV 141859 SMITH	OCT-2011
6,248	Other	DAVIS H ELLIOT COMPANY INC				245.00	584001	141859	INV 141859 SMITH	OCT-2011
6,249	Other	DAVIS H ELLIOT COMPANY INC				162.95	593002	142304	INV 142304 9/29/11 w/e 9/24/11 DHE-HISLE work in PARCC 9/20/11	OCT-2011
6,250	Other	DAVIS H ELLIOT COMPANY INC				2,323.00	583001	142308	INV 142308 MORTON	OCT-2011
6,251	Other	DAVIS H ELLIOT COMPANY INC				713.64	584001	142308	INV 142308 MORTON	OCT-2011
6,252	Other	DAVIS H ELLIOT COMPANY INC				2,323.00	583001	142309	INV 142309 GOOCH	OCT-2011
6,253	Other	DAVIS H ELLIOT COMPANY INC				622.90	584001	142309	INV 142309 GOOCH	OCT-2011
6,254	Other	DAVIS H ELLIOT COMPANY INC				282.00	583001	142310	INV 142310 SPICER	OCT-2011
6,255	Other	DAVIS H ELLIOT COMPANY INC				123.16	584001	142310	INV 142310 SPICER	OCT-2011
6,256	Other	DAVIS H ELLIOT COMPANY INC				1,803.00	583001	142315	INV 142315 PIGG	OCT-2011
6,257	Other	DAVIS H ELLIOT COMPANY INC				517.47	584001	142315	INV 142315 PIGG	OCT-2011
6,258	Other	DAVIS H ELLIOT COMPANY INC				941.02	583001	142317	INV 142317 SMITH	OCT-2011
6,259	Other	DAVIS H ELLIOT COMPANY INC				374.00	583001	142317	INV 142317 SMITH	OCT-2011
6,260	Other	DAVIS H ELLIOT COMPANY INC				187.00	584001	142317	INV 142317 SMITH	OCT-2011
6,261	Other	DAVIS H ELLIOT COMPANY INC				2,173.15	566100	142739	pay invoice 142739	OCT-2011
6,262	Other	DAVIS H ELLIOT COMPANY INC				1,137.93	566100	142742	pay invoice 142742	Jan-2012
6,263	Other	DAVIS H ELLIOT COMPANY INC				2,407.13	566100	142908	pay invoice 142908	OCT-2011
6,264	Other	DAVIS H ELLIOT COMPANY INC				2,323.00	583001	143318	INV 143318 Morton	OCT-2011
6,265	Other	DAVIS H ELLIOT COMPANY INC				761.60	584001	143318	INV 143318 Morton	OCT-2011
6,266	Other	DAVIS H ELLIOT COMPANY INC				1,989.00	583001	143319	INV 143319 Gooch	OCT-2011
6,267	Other	DAVIS H ELLIOT COMPANY INC				468.48	584001	143319	INV 143319 Gooch	OCT-2011
6,268	Other	DAVIS H ELLIOT COMPANY INC				346.00	583001	143320	INV 143320 Spicer	OCT-2011
6,269	Other	DAVIS H ELLIOT COMPANY INC				149.37	584001	143320	INV 143320 Spicer	OCT-2011
6,270	Other	DAVIS H ELLIOT COMPANY INC				802.00	583001	143326	INV 143326 SMITH	OCT-2011
6,271	Other	DAVIS H ELLIOT COMPANY INC				320.00	583001	143326	INV 143326 SMITH	OCT-2011
6,272	Other	DAVIS H ELLIOT COMPANY INC				96.88	584001	143326	INV 143326 SMITH	OCT-2011
6,273	Other	DAVIS H ELLIOT COMPANY INC				1,828.40	583001	143329	INV 143329 10/5/11 DHE-STORY 9/26/11 Storm Stand-by	OCT-2011
6,274	Other	DAVIS H ELLIOT COMPANY INC				2,289.50	583001	143355	INV 143355 Morton	OCT-2011
6,275	Other	DAVIS H ELLIOT COMPANY INC				654.14	584001	143355	INV 143355 Morton	OCT-2011
6,276	Other	DAVIS H ELLIOT COMPANY INC				2,250.00	583001	143356	INV 143356 Gooch	OCT-2011

KENTUCKY UTILITIES COMPANY
Case No. 2012- 00221
Analysis of Professional Services Expenses For the Test Year

(A)	(B)	(C)	(D)	(E)	(F)	(G)	(H)	(I)		
Line No.	Type	Vendor	Rate Case	Audit	Other	Total	Account	Invoice	Description	Period
6,277	Other	DAVIS H ELLIOT COMPANY INC				666.74	584001	143356	INV 143356 Gooch	OCT-2011
6,278	Other	DAVIS H ELLIOT COMPANY INC				282.60	584001	143357	INV 143357 Spicer	OCT-2011
6,279	Other	DAVIS H ELLIOT COMPANY INC				200.00	583001	143357	INV 143357 Spicer	OCT-2011
6,280	Other	DAVIS H ELLIOT COMPANY INC				1,022.00	583001	143362	INV 143362 Pigg	OCT-2011
6,281	Other	DAVIS H ELLIOT COMPANY INC				292.56	584001	143362	INV 143362 Pigg	OCT-2011
6,282	Other	DAVIS H ELLIOT COMPANY INC				996.24	583001	143364	INV 143364 Smith	OCT-2011
6,283	Other	DAVIS H ELLIOT COMPANY INC				397.00	583001	143364	INV 143364 Smith	OCT-2011
6,284	Other	DAVIS H ELLIOT COMPANY INC				198.00	584001	143364	INV 143364 Smith	OCT-2011
6,285	Other	DAVIS H ELLIOT COMPANY INC				866.00	583001	143394	INV 143394 MORTON	NOV-2011
6,286	Other	DAVIS H ELLIOT COMPANY INC				279.92	584001	143394	INV 143394 MORTON	NOV-2011
6,287	Other	DAVIS H ELLIOT COMPANY INC				2,323.00	583001	143395	INV 143395 GOOCH	NOV-2011
6,288	Other	DAVIS H ELLIOT COMPANY INC				776.95	584001	143395	INV 143395 GOOCH	NOV-2011
6,289	Other	DAVIS H ELLIOT COMPANY INC				365.01	583001	143396	INV 143396 SPICER	NOV-2011
6,290	Other	DAVIS H ELLIOT COMPANY INC				156.67	584001	143396	INV 143396 SPICER	NOV-2011
6,291	Other	DAVIS H ELLIOT COMPANY INC				1,850.00	583001	143401	INV 143401 PIGG	NOV-2011
6,292	Other	DAVIS H ELLIOT COMPANY INC				659.64	584001	143401	INV 143401 PIGG	NOV-2011
6,293	Other	DAVIS H ELLIOT COMPANY INC				1,013.16	583001	143403	INV 143403 SMITH	NOV-2011
6,294	Other	DAVIS H ELLIOT COMPANY INC				394.00	583001	143403	INV 143403 SMITH	NOV-2011
6,295	Other	DAVIS H ELLIOT COMPANY INC				170.00	584001	143403	INV 143403 SMITH	NOV-2011
6,296	Other	DAVIS H ELLIOT COMPANY INC				2,323.08	583001	144197	INV 144197 MORTON	NOV-2011
6,297	Other	DAVIS H ELLIOT COMPANY INC				663.74	584001	144197	INV 144197 MORTON	NOV-2011
6,298	Other	DAVIS H ELLIOT COMPANY INC				2,943.00	583001	144198	INV 144198 GOOCH	NOV-2011
6,299	Other	DAVIS H ELLIOT COMPANY INC				842.94	584001	144198	INV 144198 GOOCH	NOV-2011
6,300	Other	DAVIS H ELLIOT COMPANY INC				328.51	583001	144199	INV 144199 SPICER	NOV-2011
6,301	Other	DAVIS H ELLIOT COMPANY INC				140.79	584001	144199	INV 144199 SPICER	NOV-2011
6,302	Other	DAVIS H ELLIOT COMPANY INC				2,314.00	583001	144204	INV 144204 PIGG	NOV-2011
6,303	Other	DAVIS H ELLIOT COMPANY INC				663.20	584001	144204	INV 144204 PIGG	NOV-2011
6,304	Other	DAVIS H ELLIOT COMPANY INC				1,104.99	584001	144206	INV 144206 SMITH	NOV-2011
6,305	Other	DAVIS H ELLIOT COMPANY INC				130.00	583001	144206	INV 144206 SMITH	NOV-2011
6,306	Other	DAVIS H ELLIOT COMPANY INC				734.36	593002	144209	INVOICE # 144209	NOV-2011
6,307	Other	DAVIS H ELLIOT COMPANY INC				342.43	593002	144209	INVOICE # 144209	NOV-2011
6,308	Other	DAVIS H ELLIOT COMPANY INC				2,071.00	583001	144247	INV 144247 MORTON	NOV-2011
6,309	Other	DAVIS H ELLIOT COMPANY INC				556.52	584001	144247	INV 144247 MORTON	NOV-2011
6,310	Other	DAVIS H ELLIOT COMPANY INC				2,400.00	583001	144248	INV 144248 GOOCH	NOV-2011
6,311	Other	DAVIS H ELLIOT COMPANY INC				746.54	584001	144248	INV 144248 GOOCH	NOV-2011
6,312	Other	DAVIS H ELLIOT COMPANY INC				328.00	583001	144249	INV 144249 SPICER	NOV-2011
6,313	Other	DAVIS H ELLIOT COMPANY INC				141.96	584001	144249	INV 144249 SPICER	NOV-2011
6,314	Other	DAVIS H ELLIOT COMPANY INC				2,071.00	583001	144254	INV 144254 PIGG	NOV-2011
6,315	Other	DAVIS H ELLIOT COMPANY INC				587.64	584001	144254	INV 144254 PIGG	NOV-2011
6,316	Other	DAVIS H ELLIOT COMPANY INC				1,466.94	573100	144704	Davis H. Elliot Invoice # 137737 - Substation Services	NOV-2011
6,317	Other	DAVIS H ELLIOT COMPANY INC				653.99	583001	145088	INV 145088 SMITH	NOV-2011
6,318	Other	DAVIS H ELLIOT COMPANY INC				260.00	583001	145088	INV 145088 SMITH	NOV-2011
6,319	Other	DAVIS H ELLIOT COMPANY INC				130.00	584001	145088	INV 145088 SMITH	NOV-2011
6,320	Other	DAVIS H ELLIOT COMPANY INC				3,318.49	571100	145376	pay invoice 145376	Dec-2011
6,321	Other	DAVIS H ELLIOT COMPANY INC				802.00	566100	145378	pay invoice 145378	Dec-2011
6,322	Other	DAVIS H ELLIOT COMPANY INC				2,140.86	571100	145534	pay invoice 145534	Dec-2011
6,323	Other	DAVIS H ELLIOT COMPANY INC				1,110.42	571100	145588	pay invoice 145588	Jan-2012
6,324	Other	DAVIS H ELLIOT COMPANY INC				1,810.98	571100	145591	pay invoice 145591	Jan-2012
6,325	Other	DAVIS H ELLIOT COMPANY INC				3,358.85	571100	145595	pay invoice 145595	Jan-2012
6,326	Other	DAVIS H ELLIOT COMPANY INC				2,221.00	583001	146278	INV 146278 MORTON	NOV-2011
6,327	Other	DAVIS H ELLIOT COMPANY INC				637.80	584001	146278	INV 146278 MORTON	NOV-2011
6,328	Other	DAVIS H ELLIOT COMPANY INC				2,322.00	583001	146279	INV 146279 GOOCH	NOV-2011
6,329	Other	DAVIS H ELLIOT COMPANY INC				664.68	584001	146279	INV 146279 GOOCH	NOV-2011
6,330	Other	DAVIS H ELLIOT COMPANY INC				479.00	583001	146280	INV 146280 SPICER	NOV-2011
6,331	Other	DAVIS H ELLIOT COMPANY INC				209.00	584001	146280	INV 146280 SPICER	NOV-2011
6,332	Other	DAVIS H ELLIOT COMPANY INC				1,911.00	583001	146285	INV 146285 PIGG	NOV-2011
6,333	Other	DAVIS H ELLIOT COMPANY INC				569.48	584001	146285	INV 146285 PIGG	NOV-2011
6,334	Other	DAVIS H ELLIOT COMPANY INC				931.55	583001	146287	INV 146287 SMITH	NOV-2011
6,335	Other	DAVIS H ELLIOT COMPANY INC				372.00	583001	146287	INV 146287 SMITH	NOV-2011
6,336	Other	DAVIS H ELLIOT COMPANY INC				186.00	584001	146287	INV 146287 SMITH	NOV-2011

KENTUCKY UTILITIES COMPANY
Case No. 2012- 00221
Analysis of Professional Services Expenses For the Test Year

(A)	(B)	(C)	(D)	(E)	(F)	(G)	(H)	(I)		
Line No.	Type	Vendor	Rate Case	Audit	Other	Total	Account	Invoice	Description	Period
6,337	Other	DAVIS H ELLIOT COMPANY INC				1,978.00	583001	146314	INV 146314 MORTON	NOV-2011
6,338	Other	DAVIS H ELLIOT COMPANY INC				567.60	584001	146314	INV 146314 MORTON	NOV-2011
6,339	Other	DAVIS H ELLIOT COMPANY INC				2,071.00	583001	146315	INV 2952.64 GOOCH	NOV-2011
6,340	Other	DAVIS H ELLIOT COMPANY INC				587.64	584001	146315	INV 2952.64 GOOCH	NOV-2011
6,341	Other	DAVIS H ELLIOT COMPANY INC				365.00	583001	146316	INV 146316 SPICER	NOV-2011
6,342	Other	DAVIS H ELLIOT COMPANY INC				156.68	584001	146316	INV 146316 SPICER	NOV-2011
6,343	Other	DAVIS H ELLIOT COMPANY INC				2,222.00	583001	146321	INV 146321 PIGG	NOV-2011
6,344	Other	DAVIS H ELLIOT COMPANY INC				636.80	584001	146321	INV 146321 PIGG	NOV-2011
6,345	Other	DAVIS H ELLIOT COMPANY INC				3,231.00	583001	146323	INV 146323 SMITH	NOV-2011
6,346	Other	DAVIS H ELLIOT COMPANY INC				923.75	584001	146323	INV 146323 SMITH	NOV-2011
6,347	Other	DAVIS H ELLIOT COMPANY INC				2,289.00	583001	146340	INV 146340 MORTON	Dec-2011
6,348	Other	DAVIS H ELLIOT COMPANY INC				633.76	584001	146340	INV 146340 MORTON	Dec-2011
6,349	Other	DAVIS H ELLIOT COMPANY INC				2,289.00	583001	146341	INV 146341 GOOCH	Dec-2011
6,350	Other	DAVIS H ELLIOT COMPANY INC				723.66	584001	146341	INV 146341 GOOCH	Dec-2011
6,351	Other	DAVIS H ELLIOT COMPANY INC				433.00	583001	146342	INV 146342 SPICER	Dec-2011
6,352	Other	DAVIS H ELLIOT COMPANY INC				206.89	584001	146342	INV 146342 SPICER	Dec-2011
6,353	Other	DAVIS H ELLIOT COMPANY INC				2,793.00	583001	146345	INV 146345 PIGG	Dec-2011
6,354	Other	DAVIS H ELLIOT COMPANY INC				797.12	584001	146345	INV 146345 PIGG	Dec-2011
6,355	Other	DAVIS H ELLIOT COMPANY INC				809.91	583001	146347	INV 146347 SMITH	Dec-2011
6,356	Other	DAVIS H ELLIOT COMPANY INC				322.00	583001	146347	INV 146347 SMITH	Dec-2011
6,357	Other	DAVIS H ELLIOT COMPANY INC				160.00	584001	146347	INV 146347 SMITH	Dec-2011
6,358	Other	DAVIS H ELLIOT COMPANY INC				688.24	573100	146458	Davis H. Elliot Invoice # 137737 - Substation Services	Dec-2011
6,359	Other	DAVIS H ELLIOT COMPANY INC				912.52	593002	146920	INV 146920 11/29/11 DHE-HISLE w/e 11/26/11	Dec-2011
6,360	Other	DAVIS H ELLIOT COMPANY INC				1,989.00	583001	146923	INV 146923 MORTON	Dec-2011
6,361	Other	DAVIS H ELLIOT COMPANY INC				558.60	584001	146923	INV 146923 MORTON	Dec-2011
6,362	Other	DAVIS H ELLIOT COMPANY INC				1,803.00	583001	146924	INV 146924 GOOCH	Dec-2011
6,363	Other	DAVIS H ELLIOT COMPANY INC				513.00	584001	146924	INV 146924 GOOCH	Dec-2011
6,364	Other	DAVIS H ELLIOT COMPANY INC				273.76	583001	146925	INV 146925 SPICER	Dec-2011
6,365	Other	DAVIS H ELLIOT COMPANY INC				117.32	584001	146925	INV 146925 SPICER	Dec-2011
6,366	Other	DAVIS H ELLIOT COMPANY INC				2,222.00	583001	146929	INV 146929 PIGG	Dec-2011
6,367	Other	DAVIS H ELLIOT COMPANY INC				632.80	584001	146929	INV 146929 PIGG	Dec-2011
6,368	Other	DAVIS H ELLIOT COMPANY INC				742.48	583001	146931	INV 146931 SMITH	Dec-2011
6,369	Other	DAVIS H ELLIOT COMPANY INC				297.00	583001	146931	INV 146931 SMITH	Dec-2011
6,370	Other	DAVIS H ELLIOT COMPANY INC				150.00	584001	146931	INV 146931 SMITH	Dec-2011
6,371	Other	DAVIS H ELLIOT COMPANY INC				1,580.13	583001	146936	INV 146936 11/29/11 DHE-STORY 11/22/11 Storm Standby	Dec-2011
6,372	Other	DAVIS H ELLIOT COMPANY INC				334.08	593002	146938	INVOICE 146938	Dec-2011
6,373	Other	DAVIS H ELLIOT COMPANY INC				4,623.27	593002	146939	INVOICE # 146939	Dec-2011
6,374	Other	DAVIS H ELLIOT COMPANY INC				1,493.15	583001	146940	Storm Work - Standby Richmond Area, Invoice #146940	Dec-2011
6,375	Other	DAVIS H ELLIOT COMPANY INC				488.85	593002	147612	INV 147612 12/6/11 DHE-HISLE w/e 12/3/11	Dec-2011
6,376	Other	DAVIS H ELLIOT COMPANY INC				195.54	593002	147612	INV 147612 12/6/11 DHE-HISLE w/e 12/3/11	Dec-2011
6,377	Other	DAVIS H ELLIOT COMPANY INC				2,222.00	583001	147614	INV 147614 MORTON	Dec-2011
6,378	Other	DAVIS H ELLIOT COMPANY INC				632.80	584001	147614	INV 147614 MORTON	Dec-2011
6,379	Other	DAVIS H ELLIOT COMPANY INC				2,222.00	583001	147615	INV 147615 GOOCH	Dec-2011
6,380	Other	DAVIS H ELLIOT COMPANY INC				632.80	584001	147615	INV 147615 GOOCH	Dec-2011
6,381	Other	DAVIS H ELLIOT COMPANY INC				365.00	583001	147616	INV 147616 SPICER	Dec-2011
6,382	Other	DAVIS H ELLIOT COMPANY INC				157.40	584001	147616	INV 147616 SPICER	Dec-2011
6,383	Other	DAVIS H ELLIOT COMPANY INC				1,466.00	583001	147621	INV 147621 PIGG	Dec-2011
6,384	Other	DAVIS H ELLIOT COMPANY INC				419.52	584001	147621	INV 147621 PIGG	Dec-2011
6,385	Other	DAVIS H ELLIOT COMPANY INC				867.75	583001	147623	INV 147623 SMITH	Dec-2011
6,386	Other	DAVIS H ELLIOT COMPANY INC				341.00	583001	147623	INV 147623 SMITH	Dec-2011
6,387	Other	DAVIS H ELLIOT COMPANY INC				160.00	584001	147623	INV 147623 SMITH	Dec-2011
6,388	Other	DAVIS H ELLIOT COMPANY INC				307.75	593002	147675	INVOICE 147675 HISLE W/E 12/10/11	Dec-2011
6,389	Other	DAVIS H ELLIOT COMPANY INC				307.75	593002	147676	INV 147676 12/13/11 DHE-HISLE w/e 12/10/11 PARCC 12/7 MTSCC 12/9	Dec-2011
6,390	Other	DAVIS H ELLIOT COMPANY INC				205.17	593002	147676	INV 147676 12/13/11 DHE-HISLE w/e 12/10/11 PARCC 12/7 MTSCC 12/9	Dec-2011
6,391	Other	DAVIS H ELLIOT COMPANY INC				2,400.00	583001	147679	INV 147679 MORTON	Dec-2011
6,392	Other	DAVIS H ELLIOT COMPANY INC				794.32	584001	147679	INV 147679 MORTON	Dec-2011
6,393	Other	DAVIS H ELLIOT COMPANY INC				1,930.00	583001	147680	INV 147680 GOOCH	Dec-2011
6,394	Other	DAVIS H ELLIOT COMPANY INC				569.96	584001	147680	INV 147680 GOOCH	Dec-2011
6,395	Other	DAVIS H ELLIOT COMPANY INC				500.00	583001	147681	INV 147681 SPICER	Dec-2011
6,396	Other	DAVIS H ELLIOT COMPANY INC				314.00	584001	147681	INV 147681 SPICER	Dec-2011

KENTUCKY UTILITIES COMPANY
Case No. 2012- 00221
Analysis of Professional Services Expenses For the Test Year

(A)	(B)	(C)	(D)	(E)	(F)	(G)	(H)	(I)		
Line No.	Type	Vendor	Rate Case	Audit	Other	Total	Account	Invoice	Description	Period
6.397	Other	DAVIS H ELLIOT COMPANY INC				2,356.00	583001	147687	INV 147687 PIGG	Dec-2011
6.398	Other	DAVIS H ELLIOT COMPANY INC				654.94	584001	147687	INV 147687 PIGG	Dec-2011
6.399	Other	DAVIS H ELLIOT COMPANY INC				844.00	583001	147689	INV 147689 SMITH	Dec-2011
6.400	Other	DAVIS H ELLIOT COMPANY INC				338.00	583001	147689	INV 147689 SMITH	Dec-2011
6.401	Other	DAVIS H ELLIOT COMPANY INC				169.00	584001	147689	INV 147689 SMITH	Dec-2011
6.402	Other	DAVIS H ELLIOT COMPANY INC				376.14	593002	147713	INVOICE 147713 HISLE W/E 12/17/11	MAR-2012
6.403	Other	DAVIS H ELLIOT COMPANY INC				2,289.00	583001	147717	INV 147717 MORTON	Jan-2012
6.404	Other	DAVIS H ELLIOT COMPANY INC				682.60	584001	147717	INV 147717 MORTON	Jan-2012
6.405	Other	DAVIS H ELLIOT COMPANY INC				2,289.00	583001	147718	INV 147718 GOOCH	Jan-2012
6.406	Other	DAVIS H ELLIOT COMPANY INC				682.60	584001	147718	INV 147718 GOOCH	Jan-2012
6.407	Other	DAVIS H ELLIOT COMPANY INC				383.00	583001	147719	INV 149078 SPICER	Jan-2012
6.408	Other	DAVIS H ELLIOT COMPANY INC				164.20	584001	147719	INV 149078 SPICER	Jan-2012
6.409	Other	DAVIS H ELLIOT COMPANY INC				1,834.00	583001	147725	INV 147725 PIGG	Jan-2012
6.410	Other	DAVIS H ELLIOT COMPANY INC				548.08	584001	147725	INV 147725 PIGG	Jan-2012
6.411	Other	DAVIS H ELLIOT COMPANY INC				2,289.00	583001	149026	INV 149026 SMITH	Jan-2012
6.412	Other	DAVIS H ELLIOT COMPANY INC				682.60	584001	149026	INV 149026 SMITH	Jan-2012
6.413	Other	DAVIS H ELLIOT COMPANY INC				1,384.00	583001	149076	INV 149076 MORTON	Jan-2012
6.414	Other	DAVIS H ELLIOT COMPANY INC				394.56	584001	149076	INV 149076 MORTON	Jan-2012
6.415	Other	DAVIS H ELLIOT COMPANY INC				1,777.00	583001	149077	INV 149077 GOOCH	Jan-2012
6.416	Other	DAVIS H ELLIOT COMPANY INC				502.52	584001	149077	INV 149077 GOOCH	Jan-2012
6.417	Other	DAVIS H ELLIOT COMPANY INC				383.00	583001	149078	INV 147719 SPICER	Jan-2012
6.418	Other	DAVIS H ELLIOT COMPANY INC				164.20	584001	149078	INV 147719 SPICER	Jan-2012
6.419	Other	DAVIS H ELLIOT COMPANY INC				1,880.00	583001	149083	INV 149083 PIGG	Jan-2012
6.420	Other	DAVIS H ELLIOT COMPANY INC				547.42	584001	149083	INV 149083 PIGG	Jan-2012
6.421	Other	DAVIS H ELLIOT COMPANY INC				841.60	583001	149085	INV 149085 SMITH	Jan-2012
6.422	Other	DAVIS H ELLIOT COMPANY INC				329.00	583001	149085	INV 149085 SMITH	Jan-2012
6.423	Other	DAVIS H ELLIOT COMPANY INC				150.00	584001	149085	INV 149085 SMITH	Jan-2012
6.424	Other	DAVIS H ELLIOT COMPANY INC				2,289.00	583001	149109	INV 149109 MORTON	Jan-2012
6.425	Other	DAVIS H ELLIOT COMPANY INC				678.60	584001	149109	INV 149109 MORTON	Jan-2012
6.426	Other	DAVIS H ELLIOT COMPANY INC				2,289.00	583001	149110	INV 149110 GOOCH	Jan-2012
6.427	Other	DAVIS H ELLIOT COMPANY INC				678.60	584001	149110	INV 149110 GOOCH	Jan-2012
6.428	Other	DAVIS H ELLIOT COMPANY INC				95.00	583001	149111	INV 149111 SPICER	Jan-2012
6.429	Other	DAVIS H ELLIOT COMPANY INC				42.80	584001	149111	INV 149111 SPICER	Jan-2012
6.430	Other	DAVIS H ELLIOT COMPANY INC				2,831.00	583001	149114	INV 149114 PIGG	Jan-2012
6.431	Other	DAVIS H ELLIOT COMPANY INC				810.90	584001	149114	INV 149114 PIGG	Jan-2012
6.432	Other	DAVIS H ELLIOT COMPANY INC				702.12	583001	149116	INV 149116 SMITH	Jan-2012
6.433	Other	DAVIS H ELLIOT COMPANY INC				278.00	583001	149116	INV 149116 SMITH	Jan-2012
6.434	Other	DAVIS H ELLIOT COMPANY INC				135.00	584001	149116	INV 149116 SMITH	Jan-2012
6.435	Other	DAVIS H ELLIOT COMPANY INC				812.30	571100	149623	pay invoice 149623	Jan-2012
6.436	Other	DAVIS H ELLIOT COMPANY INC				528.12	571100	149624	pay invoice 149624	Jan-2012
6.437	Other	DAVIS H ELLIOT COMPANY INC				3,563.68	571100	149627	pay invoice 149627	Jan-2012
6.438	Other	DAVIS H ELLIOT COMPANY INC				6,929.78	571100	149923	pay invoice 149923	Jan-2012
6.439	Other	DAVIS H ELLIOT COMPANY INC				1,286.46	570100	150034	Davis H. Elliot Invoice # 137737 - Substation Services	Jan-2012
6.440	Other	DAVIS H ELLIOT COMPANY INC				402.02	573100	150034	Davis H. Elliot Invoice # 137737 - Substation Services	Jan-2012
6.441	Other	DAVIS H ELLIOT COMPANY INC				6,113.70	571100	150268	pay invoice 150268	Feb-2012
6.442	Other	DAVIS H ELLIOT COMPANY INC				6,531.06	571100	150298	pay invoice 150298	Feb-2012
6.443	Other	DAVIS H ELLIOT COMPANY INC				136.78	593002	150912	INVOICE 150912 HISLE W/E 1/7/12	Jan-2012
6.444	Other	DAVIS H ELLIOT COMPANY INC				2,473.00	583001	150915	INV 150915 MORTON	Jan-2012
6.445	Other	DAVIS H ELLIOT COMPANY INC				720.97	584001	150915	INV 150915 MORTON	Jan-2012
6.446	Other	DAVIS H ELLIOT COMPANY INC				3,253.00	583001	150916	INV 150916 GOOCH	Jan-2012
6.447	Other	DAVIS H ELLIOT COMPANY INC				931.08	584001	150916	INV 150916 GOOCH	Jan-2012
6.448	Other	DAVIS H ELLIOT COMPANY INC				239.00	583001	150917	INV 150917 SPICER	Jan-2012
6.449	Other	DAVIS H ELLIOT COMPANY INC				103.50	584001	150917	INV 150917 SPICER	Jan-2012
6.450	Other	DAVIS H ELLIOT COMPANY INC				2,289.00	583001	150924	INV 150924 PIGG	Jan-2012
6.451	Other	DAVIS H ELLIOT COMPANY INC				676.60	584001	150924	INV 150924 PIGG	Jan-2012
6.452	Other	DAVIS H ELLIOT COMPANY INC				559.96	583001	150926	INV 150926 SMITH	Jan-2012
6.453	Other	DAVIS H ELLIOT COMPANY INC				225.00	583001	150926	INV 150926 SMITH	Jan-2012
6.454	Other	DAVIS H ELLIOT COMPANY INC				115.00	584001	150926	INV 150926 SMITH	Jan-2012
6.455	Other	DAVIS H ELLIOT COMPANY INC				205.17	593004	150948	INV 150948 1/19/12 DHE-HISLE w/e 1/14/12	Feb-2012
6.456	Other	DAVIS H ELLIOT COMPANY INC				2,550.00	583001	150950	INV 150950 MORTON	Feb-2012

KENTUCKY UTILITIES COMPANY
Case No. 2012- 00221
Analysis of Professional Services Expenses For the Test Year

(A)	(B)	(C)	(D)	(E)	(F)	(G)	(H)	(I)		
Line No.	Type	Vendor	Rate Case	Audit	Other	Total	Account	Invoice	Description	Period
6.457	Other	DAVIS H ELLIOT COMPANY INC				729.02	584001	150950	INV 150950 MORTON	Feb-2012
6.458	Other	DAVIS H ELLIOT COMPANY INC				2,532.00	583001	150951	INV 150951 GOOCH	Feb-2012
6.459	Other	DAVIS H ELLIOT COMPANY INC				724.34	584001	150951	INV 150951 GOOCH	Feb-2012
6.460	Other	DAVIS H ELLIOT COMPANY INC				383.00	583001	150952	INV 150972 SPICER	Feb-2012
6.461	Other	DAVIS H ELLIOT COMPANY INC				164.20	584001	150952	INV 150972 SPICER	Feb-2012
6.462	Other	DAVIS H ELLIOT COMPANY INC				1,879.80	593002	150953	INV 150953 1/19/12 DHE-STORY w/e 1/14/12	Feb-2012
6.463	Other	DAVIS H ELLIOT COMPANY INC				2,289.00	583001	150957	INV 150957 PIGG	Feb-2012
6.464	Other	DAVIS H ELLIOT COMPANY INC				676.60	584001	150957	INV 150957 PIGG	Feb-2012
6.465	Other	DAVIS H ELLIOT COMPANY INC				1,048.63	583001	150959	INV 150959 SMITH	Feb-2012
6.466	Other	DAVIS H ELLIOT COMPANY INC				419.00	583001	150959	INV 150959 SMITH	Feb-2012
6.467	Other	DAVIS H ELLIOT COMPANY INC				210.00	584001	150959	INV 150959 SMITH	Feb-2012
6.468	Other	DAVIS H ELLIOT COMPANY INC				205.17	593002	150968	INV 150968 1/24/12 DHE-HISLE w/e 1/21/12	Feb-2012
6.469	Other	DAVIS H ELLIOT COMPANY INC				1,834.00	583001	150970	INV 150970 MORTON	Feb-2012
6.470	Other	DAVIS H ELLIOT COMPANY INC				515.92	584001	150970	INV 150970 MORTON	Feb-2012
6.471	Other	DAVIS H ELLIOT COMPANY INC				2,289.00	583001	150971	INV 150971 PIGG	Feb-2012
6.472	Other	DAVIS H ELLIOT COMPANY INC				678.60	584001	150971	INV 150971 PIGG	Feb-2012
6.473	Other	DAVIS H ELLIOT COMPANY INC				383.00	583001	150972	INV 150952 SPICER	Feb-2012
6.474	Other	DAVIS H ELLIOT COMPANY INC				164.20	584001	150972	INV 150952 SPICER	Feb-2012
6.475	Other	DAVIS H ELLIOT COMPANY INC				872.32	583001	150979	INV 150979 SMITH	Feb-2012
6.476	Other	DAVIS H ELLIOT COMPANY INC				356.00	583001	150979	INV 150979 SMITH	Feb-2012
6.477	Other	DAVIS H ELLIOT COMPANY INC				178.00	584001	150979	INV 150979 SMITH	Feb-2012
6.478	Other	DAVIS H ELLIOT COMPANY INC				8,708.08	571100	151372	pay invoice 151372	Feb-2012
6.479	Other	DAVIS H ELLIOT COMPANY INC				952.15	593002	151484	DHE INVOICE 151484 Hoque 1/28/12	Feb-2012
6.480	Other	DAVIS H ELLIOT COMPANY INC				2,400.00	593002	151485	INV 151485 MORTON	Feb-2012
6.481	Other	DAVIS H ELLIOT COMPANY INC				705.64	584001	151485	INV 151485 MORTON	Feb-2012
6.482	Other	DAVIS H ELLIOT COMPANY INC				2,323.00	583001	151486	INV 151486 GOOCH	Feb-2012
6.483	Other	DAVIS H ELLIOT COMPANY INC				683.94	584001	151486	INV 151486 GOOCH	Feb-2012
6.484	Other	DAVIS H ELLIOT COMPANY INC				383.00	583001	151487	INV 151487 SPICER	Feb-2012
6.485	Other	DAVIS H ELLIOT COMPANY INC				164.20	584001	151487	INV 151487 SPICER	Feb-2012
6.486	Other	DAVIS H ELLIOT COMPANY INC				2,289.00	583001	151491	INV 151491 PIGG	Feb-2012
6.487	Other	DAVIS H ELLIOT COMPANY INC				682.60	584001	151491	INV 151491 PIGG	Feb-2012
6.488	Other	DAVIS H ELLIOT COMPANY INC				958.67	583001	151493	INV 151493 SMITH	Feb-2012
6.489	Other	DAVIS H ELLIOT COMPANY INC				356.00	583001	151493	INV 151493 SMITH	Feb-2012
6.490	Other	DAVIS H ELLIOT COMPANY INC				178.00	584001	151493	INV 151493 SMITH	Feb-2012
6.491	Other	DAVIS H ELLIOT COMPANY INC				8,708.08	571100	151896	pay invoice 151896	Feb-2012
6.492	Other	DAVIS H ELLIOT COMPANY INC				1,450.00	583001	152836	INV 152836 MORTON	Feb-2012
6.493	Other	DAVIS H ELLIOT COMPANY INC				518.96	584001	152836	INV 152836 MORTON	Feb-2012
6.494	Other	DAVIS H ELLIOT COMPANY INC				1,834.00	583001	152837	INV 152837 GOOCH	Feb-2012
6.495	Other	DAVIS H ELLIOT COMPANY INC				424.42	584001	152837	INV 152837 GOOCH	Feb-2012
6.496	Other	DAVIS H ELLIOT COMPANY INC				383.00	583001	152838	INV 152838 SPICER	Feb-2012
6.497	Other	DAVIS H ELLIOT COMPANY INC				164.20	584001	152838	INV 152838 SPICER	Feb-2012
6.498	Other	DAVIS H ELLIOT COMPANY INC				1,834.00	583001	152842	INV 152842 PIGG	Feb-2012
6.499	Other	DAVIS H ELLIOT COMPANY INC				796.15	584001	152842	INV 152842 PIGG	Feb-2012
6.500	Other	DAVIS H ELLIOT COMPANY INC				847.25	583001	152844	INV 152844 SMITH	Feb-2012
6.501	Other	DAVIS H ELLIOT COMPANY INC				338.00	583001	152844	INV 152844 SMITH	Feb-2012
6.502	Other	DAVIS H ELLIOT COMPANY INC				169.00	584001	152844	INV 152844 SMITH	Feb-2012
6.503	Other	DAVIS H ELLIOT COMPANY INC				548.00	583001	152885	INV 152885 MORTON	Feb-2012
6.504	Other	DAVIS H ELLIOT COMPANY INC				165.18	584001	152885	INV 152885 MORTON	Feb-2012
6.505	Other	DAVIS H ELLIOT COMPANY INC				2,290.00	583001	152886	INV 152886 GOOCH	Feb-2012
6.506	Other	DAVIS H ELLIOT COMPANY INC				677.60	584001	152886	INV 152886 GOOCH	Feb-2012
6.507	Other	DAVIS H ELLIOT COMPANY INC				373.00	583001	152887	INV 152887 SPICER	Feb-2012
6.508	Other	DAVIS H ELLIOT COMPANY INC				177.42	584001	152887	INV 152887 SPICER	Feb-2012
6.509	Other	DAVIS H ELLIOT COMPANY INC				2,130.00	583001	152890	INV 152890 PIGG	Feb-2012
6.510	Other	DAVIS H ELLIOT COMPANY INC				620.40	584001	152890	INV 152890 PIGG	Feb-2012
6.511	Other	DAVIS H ELLIOT COMPANY INC				514.68	583001	152892	INV 152892 SMITH	Feb-2012
6.512	Other	DAVIS H ELLIOT COMPANY INC				205.00	583001	152892	INV 152892 SMITH	Feb-2012
6.513	Other	DAVIS H ELLIOT COMPANY INC				100.00	584001	152892	INV 152892 SMITH	Feb-2012
6.514	Other	DAVIS H ELLIOT COMPANY INC				1,629.16	593002	152901	Distribution OH Construction & Maintenance Services per RFP #606840	MAR-2012
6.515	Other	DAVIS H ELLIOT COMPANY INC				2,000.00	583001	152902	INV 152902 MORTON	MAR-2012
6.516	Other	DAVIS H ELLIOT COMPANY INC				616.60	584001	152902	INV 152902 MORTON	MAR-2012

KENTUCKY UTILITIES COMPANY
Case No. 2012- 00221
Analysis of Professional Services Expenses For the Test Year

(A)	(B)	(C)	(D)	(E)	(F)	(G)	(H)	(I)		
Line No.	Type	Vendor	Rate Case	Audit	Other	Total	Account	Invoice	Description	Period
6,517	Other	DAVIS H ELLIOT COMPANY INC				1,834.00	583001	152903	INV 152903 GOOCH	MAR-2012
6,518	Other	DAVIS H ELLIOT COMPANY INC				515.92	584001	152903	INV 152903 GOOCH	MAR-2012
6,519	Other	DAVIS H ELLIOT COMPANY INC				383.00	583001	152904	INV 152904 SPICER	MAR-2012
6,520	Other	DAVIS H ELLIOT COMPANY INC				164.20	584001	152904	INV 152904 SPICER	MAR-2012
6,521	Other	DAVIS H ELLIOT COMPANY INC				2,411.00	583001	152907	INV 152907 PIGG	MAR-2012
6,522	Other	DAVIS H ELLIOT COMPANY INC				690.64	584001	152907	INV 152907 PIGG	MAR-2012
6,523	Other	DAVIS H ELLIOT COMPANY INC				850.72	583001	152909	INV 152909 SMITH	MAR-2012
6,524	Other	DAVIS H ELLIOT COMPANY INC				338.00	583001	152909	INV 152909 SMITH	MAR-2012
6,525	Other	DAVIS H ELLIOT COMPANY INC				169.00	584001	152909	INV 152909 SMITH	MAR-2012
6,526	Other	DAVIS H ELLIOT COMPANY INC				2,400.00	583001	152933	INV 152933 MORTON	MAR-2012
6,527	Other	DAVIS H ELLIOT COMPANY INC				754.98	584001	152933	INV 152933 MORTON	MAR-2012
6,528	Other	DAVIS H ELLIOT COMPANY INC				2,323.00	583001	152934	INV 152934 GOOCH	MAR-2012
6,529	Other	DAVIS H ELLIOT COMPANY INC				669.27	584001	152934	INV 152934 GOOCH	MAR-2012
6,530	Other	DAVIS H ELLIOT COMPANY INC				383.00	583001	152935	INV 152935 SPICER	MAR-2012
6,531	Other	DAVIS H ELLIOT COMPANY INC				164.20	584001	152935	INV 152935 SPICER	MAR-2012
6,532	Other	DAVIS H ELLIOT COMPANY INC				2,133.00	583001	152936	INV 152936 PIGG	MAR-2012
6,533	Other	DAVIS H ELLIOT COMPANY INC				658.00	584001	152936	INV 152936 PIGG	MAR-2012
6,534	Other	DAVIS H ELLIOT COMPANY INC				829.72	583001	152938	INV 152938 SMITH	MAR-2012
6,535	Other	DAVIS H ELLIOT COMPANY INC				338.00	583001	152938	INV 152938 SMITH	MAR-2012
6,536	Other	DAVIS H ELLIOT COMPANY INC				169.00	584001	152938	INV 152938 SMITH	MAR-2012
6,537	Other	DAVIS H ELLIOT COMPANY INC				8,708.08	571100	153581	pay invoice 153581	Feb-2012
6,538	Other	DAVIS H ELLIOT COMPANY INC				5,797.68	571100	153615	pay invoice 153615	Feb-2012
6,539	Other	DAVIS H ELLIOT COMPANY INC				119.33	571100	153622	pay invoice 153622	Feb-2012
6,540	Other	DAVIS H ELLIOT COMPANY INC				7,587.33	571100	153648	pay invoice 153648	Feb-2012
6,541	Other	DAVIS H ELLIOT COMPANY INC				8,745.40	571100	153649	pay invoice 153649	Feb-2012
6,542	Other	DAVIS H ELLIOT COMPANY INC				35,555.72	571100	153676	pay invoice 153676	MAR-2012
6,543	Other	DAVIS H ELLIOT COMPANY INC				8,745.40	571100	153677	pay invoice 153677	MAR-2012
6,544	Other	DAVIS H ELLIOT COMPANY INC				4,956.77	566100	154035	pay invoice 154035	MAR-2012
6,545	Other	DAVIS H ELLIOT COMPANY INC				6,868.52	571100	154607	pay invoice 154607	MAR-2012
6,546	Other	DAVIS H ELLIOT COMPANY INC				4,397.28	571100	154692	pay invoice 154692	MAR-2012
6,547	Other	DAVIS H ELLIOT COMPANY INC				236.30	593002	155100	INVOICE # 155100	MAR-2012
6,548	Other	DAVIS H ELLIOT COMPANY INC				528.20	593002	155103	INVOICE # 155103	MAR-2012
6,549	Other	DAVIS H ELLIOT COMPANY INC				444.52	593002	155105	INV 155105 3/8/12 DHE-HISLE w/e 3/3/12 PARCC 2/28, MTSCC 3/1	MAR-2012
6,550	Other	DAVIS H ELLIOT COMPANY INC				170.98	593002	155105	INV 155105 3/8/12 DHE-HISLE w/e 3/3/12 PARCC 2/28, MTSCC 3/1	MAR-2012
6,551	Other	DAVIS H ELLIOT COMPANY INC				1,650.00	583001	155107	INV 155107 MORTON	MAR-2012
6,552	Other	DAVIS H ELLIOT COMPANY INC				587.24	584001	155107	INV 155107 MORTON	MAR-2012
6,553	Other	DAVIS H ELLIOT COMPANY INC				1,834.00	583001	155108	INV 155108 GOOCH	MAR-2012
6,554	Other	DAVIS H ELLIOT COMPANY INC				523.78	584001	155108	INV 155108 GOOCH	MAR-2012
6,555	Other	DAVIS H ELLIOT COMPANY INC				207.00	583001	155109	INV 155109 SPICER	MAR-2012
6,556	Other	DAVIS H ELLIOT COMPANY INC				157.40	584001	155109	INV 155109 SPICER	MAR-2012
6,557	Other	DAVIS H ELLIOT COMPANY INC				417.00	593002	155112	INVOICE # 155112	MAR-2012
6,558	Other	DAVIS H ELLIOT COMPANY INC				2,433.00	583001	155113	INV 155113 PIGG	MAR-2012
6,559	Other	DAVIS H ELLIOT COMPANY INC				697.94	584001	155113	INV 155113 PIGG	MAR-2012
6,560	Other	DAVIS H ELLIOT COMPANY INC				757.71	583001	155115	INV 155115 SMITH	MAR-2012
6,561	Other	DAVIS H ELLIOT COMPANY INC				391.00	583001	155115	INV 155115 SMITH	MAR-2012
6,562	Other	DAVIS H ELLIOT COMPANY INC				195.00	584001	155115	INV 155115 SMITH	MAR-2012
6,563	Other	DAVIS H ELLIOT COMPANY INC				1,846.46	593004	155123	DH ELLIOT: Falconbury, Inv.155123, dated 3/8/12, 2/29/12 & 3/2/12 storm standby and work in Somerset and Williamsburg	MAR-2012
6,564	Other	DAVIS H ELLIOT COMPANY INC				1,349.34	583001	155123	DH ELLIOT: Falconbury, Inv.155123, dated 3/8/12, 2/29/12 & 3/2/12 storm standby and work in Somerset and Williamsburg	MAR-2012
6,565	Other	DAVIS H ELLIOT COMPANY INC				686.80	583001	155123	DH ELLIOT: Falconbury, Inv.155123, dated 3/8/12, 2/29/12 & 3/2/12 storm standby and work in Somerset and Williamsburg	MAR-2012
6,566	Other	DAVIS H ELLIOT COMPANY INC				475.90	593004	155123	DH ELLIOT: Falconbury, Inv.155123, dated 3/8/12, 2/29/12 & 3/2/12 storm standby and work in Somerset and Williamsburg	MAR-2012
6,567	Other	DAVIS H ELLIOT COMPANY INC				3,897.69	583001	155125	INV 155125 3/8/12 3/8/12 DHE STORM Work 2/29/12	MAR-2012
6,568	Other	DAVIS H ELLIOT COMPANY INC				11,661.17	593002	155126	INV 155126 3/8/12 DHE STORM Work March 2-3,2012	MAR-2012
6,569	Other	DAVIS H ELLIOT COMPANY INC				4,114.08	593002	155126	INV 155126 3/8/12 DHE STORM Work March 2-3,2012	MAR-2012
6,570	Other	DAVIS H ELLIOT COMPANY INC				11,273.83	593002	155127	CONTRACT STORM LABOR, INV#155127	MAR-2012
6,571	Other	DAVIS H ELLIOT COMPANY INC				3,842.79	593002	155128	LABOR	MAR-2012
6,572	Other	DAVIS H ELLIOT COMPANY INC				1,196.39	593002	155128	EQUIPMENT	MAR-2012

KENTUCKY UTILITIES COMPANY
Case No. 2012- 00221
Analysis of Professional Services Expenses For the Test Year

(A)	(B)	(C)	(D)	(E)	(F)	(G)	(H)	(I)		
Line No.	Type	Vendor	Rate Case	Audit	Other	Total	Account	Invoice	Description	Period
6,573	Other	DAVIS H ELLIOT COMPANY INC				2,146.19	593002	155129	INVOICE # 155129	MAR-2012
6,574	Other	DAVIS H ELLIOT COMPANY INC				13,612.52	593002	155130	INV 155130 3/8/12 3/8/12 DHE STORM Work 3/2-3/12	MAR-2012
6,575	Other	DAVIS H ELLIOT COMPANY INC				3,825.47	593002	155130	INV 155130 3/8/12 3/8/12 DHE STORM Work 3/2-3/12	MAR-2012
6,576	Other	DAVIS H ELLIOT COMPANY INC				1,049.40	593002	155131	INVOICE # 155131	MAR-2012
6,577	Other	DAVIS H ELLIOT COMPANY INC				252.60	593002	155131	INVOICE # 155131	MAR-2012
6,578	Other	DAVIS H ELLIOT COMPANY INC				3,332.10	583001	155132	INVOICE 155132 STORM WORK KMS030212	MAR-2012
6,579	Other	DAVIS H ELLIOT COMPANY INC				4,353.33	593002	155135	INVOICE # 155135	MAR-2012
6,580	Other	DAVIS H ELLIOT COMPANY INC				4,620.53	593002	155155	INVOICE # 155155	MAR-2012
6,581	Other	DAVIS H ELLIOT COMPANY INC				1,561.24	593002	155155	INVOICE # 155155	MAR-2012
6,582	Other	DAVIS H ELLIOT COMPANY INC				2,168.70	593002	155156	INV 155156 3/13/12 DHE-STORY Snow Storm 3/5/12	MAR-2012
6,583	Other	DAVIS H ELLIOT COMPANY INC				956.40	593002	155156	INV 155156 3/13/12 DHE-STORY Snow Storm 3/5/12	MAR-2012
6,584	Other	DAVIS H ELLIOT COMPANY INC				755.92	593002	155157	INVOICE 155157	MAR-2012
6,585	Other	DAVIS H ELLIOT COMPANY INC				778.44	593002	155159	INVOICE # 155159	MAR-2012
6,586	Other	DAVIS H ELLIOT COMPANY INC				299.99	593002	155159	INVOICE # 155159	MAR-2012
6,587	Other	DAVIS H ELLIOT COMPANY INC				239.37	593002	155205	INV 155205 3/21/12 DHE-HISLE w/e 3/17/12 PARCC 3/13, MTSCC 3/15	MAR-2012
6,588	Other	DAVIS H ELLIOT COMPANY INC				512.92	593002	156131	INV 156131 3/27/12 DHE-HISLE w/e 3/24/12 PARCC 3/20, MTSCC 3/22	MAR-2012
6,589	Other	DAVIS H ELLIOT COMPANY INC				136.78	593002	156131	INV 156131 3/27/12 DHE-HISLE w/e 3/24/12 PARCC 3/20, MTSCC 3/22	MAR-2012
6,590	Other	DAVIS H ELLIOT COMPANY INC				1,800.00	583001	1473324	INV 143324 PIGG	OCT-2011
6,591	Other	DAVIS H ELLIOT COMPANY INC				570.00	584001	1473324	INV 143324 PIGG	OCT-2011
6,592	Other	DAVIS H ELLIOT COMPANY INC				376.00	583001	13540211	INV 135402 SPICER	JUL-2011
6,593	Other	DAVIS H ELLIOT COMPANY INC				161.86	584001	13540211	INV 135402 SPICER	JUL-2011
6,594	Other	DAVIS H ELLIOT COMPANY INC				7,194.36	571100	149305A	pay invoice 149305a	Jan-2012
6,595	Other	DAVIS H ELLIOT COMPANY INC				4,537.01	571100	154069REVISED	pay invoice 154069	MAR-2012
6,596	Other	DAVIS H ELLIOT COMPANY INC				6,015.82	593002	155124A	D.H. Elliott - Storm work Harlan area	MAR-2012
6,597	Other	DB Consulting LLC				(42,354.79)	569000		Reverses *J752-0020-0311 Adjustment USD	APR-2011
6,598	Other	DBA DIRECT				10,907.52	935488	12371	On Demand Service Continuous Assurance Support Minimum Hours	APR-2011
6,599	Other	DBA DIRECT				1,076.92	935488	12371	Continuous Service Assurance	APR-2011
6,600	Other	DBA DIRECT				10,907.52	935488	12472	On Demand Service Continuous Assurance Support Minimum Hours	MAY-2011
6,601	Other	DBA DIRECT				1,076.92	935488	12472	Continuous Service Assurance	MAY-2011
6,602	Other	DBA DIRECT				10,907.52	935488	12577	On Demand Service Continuous Assurance Support Minimum Hours	Jun-2011
6,603	Other	DBA DIRECT				1,085.21	935488	12577	Continuous Service Assurance	Jun-2011
6,604	Other	DBA DIRECT				10,907.52	935488	12701	On Demand Service Continuous Assurance Support Minimum Hours	JUL-2011
6,605	Other	DBA DIRECT				1,085.21	935488	12701	Continuous Service Assurance	JUL-2011
6,606	Other	DBA DIRECT				10,907.52	935488	12827	On Demand Service Continuous Assurance Support Minimum Hours	AUG-2011
6,607	Other	DBA DIRECT				1,085.21	935488	12827	Continuous Service Assurance	AUG-2011
6,608	Other	DBA DIRECT				10,907.52	935488	12947	On Demand Service Continuous Assurance Support Minimum Hours	SEP-2011
6,609	Other	DBA DIRECT				1,085.21	935488	12947	Continuous Service Assurance	SEP-2011
6,610	Other	DBA DIRECT				10,907.52	935488	13074	On Demand Service Continuous Assurance Support Minimum Hours	OCT-2011
6,611	Other	DBA DIRECT				1,085.21	935488	13074	Continuous Service Assurance	OCT-2011
6,612	Other	DBA DIRECT				1,879.82	935488	13161	On Demand Service - Overage Hours (September 2011) 39.75 hours	OCT-2011
6,613	Other	DBA DIRECT				10,907.52	935488	13215	On Demand Service Continuous Assurance Support Minimum Hours	Dec-2011
6,614	Other	DBA DIRECT				1,085.21	935488	13215	Continuous Service Assurance	Dec-2011
6,615	Other	DBA DIRECT				10,907.52	935488	13332	On Demand Service Continuous Assurance Support Minimum Hours	Dec-2011
6,616	Other	DBA DIRECT				1,085.21	935488	13332	Continuous Service Assurance	Dec-2011
6,617	Other	DBA DIRECT				10,907.52	935488	13465	On Demand Service Continuous Assurance Support Minimum Hours	Jan-2012
6,618	Other	DBA DIRECT				1,085.21	935488	13465	Continuous Service Assurance	Jan-2012
6,619	Other	DBA DIRECT				10,907.52	935488	13606	On Demand Service Continuous Assurance Support Minimum Hours	Feb-2012
6,620	Other	DBA DIRECT				1,085.21	935488	13606	Continuous Service Assurance	Feb-2012
6,621	Other	DBA DIRECT				10,907.52	935488	13755	On Demand Service Continuous Assurance Support Minimum Hours	MAR-2012
6,622	Other	DBA DIRECT				1,085.21	935488	13755	Continuous Service Assurance	MAR-2012
6,623	Other	DECISIONPATH CONSULTING				48,522.72	923900	21190011	Consulting Services to Develop a Business Intelligence Strategy (9/5/11-10/2/11) Steve Williams (116.5 hrs), David McIntire (131 hrs), Bala Dixit (80 hrs), Tina Ridgley (146 hrs) plus expenses	OCT-2011
6,624	Other	DECISIONPATH CONSULTING				47,784.23	923900	21190012	Consulting Services to Develop a Business Intelligence Strategy (10/3/11-10/30/11) Steve Williams (60 hrs), David McIntire (176 hrs), Bala Dixit (171 hrs), Tina Ridgley (171.5 hrs) plus expenses	NOV-2011
6,625	Other	DECISIONPATH CONSULTING				22,606.94	923900	21190013	Consulting Services to Develop a Business Intelligence Strategy (10/31/11-11/13/11) Steve Williams (23.5 hrs), David McIntire (93 hrs), Bala Dixit (69 hrs), Tina Ridgley (82.5 hrs) plus expenses	Dec-2011

KENTUCKY UTILITIES COMPANY
Case No. 2012- 00221
Analysis of Professional Services Expenses For the Test Year

(A)	(B)	(C)	(D)	(E)	(F)	(G)	(H)	(I)		
Line No.	Type	Vendor	Rate Case	Audit	Other	Total	Account	Invoice	Description	Period
6.626	Other	DECISIONPATH CONSULTING				416.13	923900	21190014	Consulting Services to Develop a Business Intelligence Strategy - Expenses 11/1/11-11/2/11(Steve Williams and Bala Dixit)	Dec-2011
6.627	Other	DEL BRANTLEY'S PEST CONTROL				25.00	935402	44227	Spraying at Eddyville storeroom	APR-2011
6.628	Other	DEL BRANTLEY'S PEST CONTROL				40.00	903003	45014	CORRECT SALES TAX PEST CONTROL SERVICES	JUL-2011
6.629	Other	DEL BRANTLEY'S PEST CONTROL				65.00	935402	45030	CORRECT SALES TAX Spraying at Eddyville storeroom	JUL-2011
6.630	Other	DEL BRANTLEY'S PEST CONTROL				22.00	903003	45348	CORRECT SALES TAX PEST CONTROL SERVICES	SEP-2011
6.631	Other	DEL BRANTLEY'S PEST CONTROL				25.00	935402	45349	CORRECT SALES TAX Spraying at Eddyville storeroom	OCT-2011
6.632	Other	DEL BRANTLEY'S PEST CONTROL				22.00	903003	45808	CORRECT SALES TAX PEST CONTROL SERVICES	Jun-2011
6.633	Other	DEL BRANTLEY'S PEST CONTROL				25.00	935402	45809	CORRECT SALES TAX Spraying at Eddyville	Jun-2011
6.634	Other	DEL BRANTLEY'S PEST CONTROL				22.00	903003	46361	PEST CONTROL SERVICES	MAR-2012
6.635	Other	DEL BRANTLEY'S PEST CONTROL				22.00	903003	46899	PEST CONTROL SERVICES	Dec-2011
6.636	Other	DEL BRANTLEY'S PEST CONTROL				25.00	935402	46900	Spraying at Eddyville storeroom	Jan-2012
6.637	Other	DELAWARE ANALYSIS SERVICES INC				3,117.42	512100	6225211	U3 INDUCED DRAFT FAN BALANCING	MAY-2011
6.638	Other	DELAWARE ANALYSIS SERVICES INC				525.00	512017	6226911	1-1 ASH PUMP ANALYSIS	AUG-2011
6.639	Other	DELAWARE ANALYSIS SERVICES INC				2,805.00	512100	6277111	Analysis and report on No. 5 boiler feed pump	JUL-2011
6.640	Other	DELAWARE ANALYSIS SERVICES INC				139.50	512100	6277111	Expenses	JUL-2011
6.641	Other	DELOITTE CONSULTING LLP				107,009.60	921902	8001618639	Fees and Expenses from January 30, 2012 ending February 25, 2012 for the Oracle R12 Assessment	MAR-2012
6.642	Other	DELTA SERVICES LLC				1,158.36	593003	47853	Storm Response Aug 3, 2011 - Invoice 47853	SEP-2011
6.643	Other	DELTA SERVICES LLC				138.00	593003	47853	Storm Response Aug 3, 2011 - Invoice 47853	SEP-2011
6.644	Other	DELTA X RESEARCH USA INC				6,180.00	566900	0060911TOA4R	CORRECT SALES TAX Delta-X Research USA, Inc. Invoice # 0060911TOA4R - Subscription Renewal	AUG-2011
6.645	Other	DESIGN COLLABORATIVE				4,982.39	923100	J703-0020-0312 Adjustment USD	DESIGN COLLABORATIVE	MAR-2012
6.646	Other	DEXSIL CORP				178.80	923100	154348	CORRECT SALES TAX	MAY-2011
6.647	Other	DFT INC				1,876.00	512100	91338	INSTALL SEATS IN CARTRIDGE (2@938/EA)	JUL-2011
6.648	Other	DFT INC				1,876.00	512100	91338	ASSEMBLIES UNDER RG11 - 68 RMA NUMBER (2@938/EA)	JUL-2011
6.649	Other	DIAMOND EQUIPMENT INC				628.15	514100	CS19454	Service to Repair Case Forktruck	Dec-2011
6.650	Other	DIAMOND POWER INTERNATIONAL INC				5,325.00	512100	351017	REBUILD UNIT 2 - 300 IK GEARBOX	OCT-2011
6.651	Other	DIAMOND TECHNICAL SERVICES				7,562.50	510100	2011LGGRR001	Unit 4 boiler inspection	MAY-2011
6.652	Other	DIAMOND TECHNICAL SERVICES				3,345.60	510100	2011LGGRR001	Mobilization 2 x (1160 miles round trip * \$0.58/mile + 20 hrs * \$50/hr)	MAY-2011
6.653	Other	DIAMOND TECHNICAL SERVICES				1,500.00	510100	2011LGGRR001	Per diem (\$125.00 x 6 days for 2 employees outside of 60 miles)	MAY-2011
6.654	Other	DILLARD SMITH CONSTRUCTION COMPANY				2,405.43	583001	728397	INV 728397 12/1/11 DS-Hale w/e 11/22/11	Dec-2011
6.655	Other	DILLARD SMITH CONSTRUCTION COMPANY				2,138.16	583001	728399	DILLARD SMITH-S. Calbough, Inv. 728399, dated 12/01/11, for Nov. 21-23, (RAIN OUT)	Dec-2011
6.656	Other	DILLARD SMITH CONSTRUCTION COMPANY				1,781.80	593001	728432	Pole Replacements in Somerset Area DILLARD SMITH-S. Calbough, Inv. 728432, dated 12/14/11, for Dec. 5-9, Pole Replacements in Somerset Area	Dec-2011
6.657	Other	DILLARD SMITH CONSTRUCTION COMPANY				1,781.80	593001	728437	DILLARD SMITH-S. Calbough, Inv. 728437, dated 12/19/11, for Dec. 12-16, Pole Replacements in Somerset Area	Dec-2011
6.658	Other	DILLARD SMITH CONSTRUCTION COMPANY				2,672.70	583001	728443	DILLARD SMITH-S. Calbough, Inv. 728443, dated 12/28/11, for Dec. 19-22, Reliability job Meece St., SOM; Pole Replacement-Campground RD, Corbin	Jan-2012
6.659	Other	DILLARD SMITH CONSTRUCTION COMPANY				895.65	593002	728444	INV 728444 12/28/11 DSCC-HALE w/e 12/22/11	Jan-2012
6.660	Other	DILLARD SMITH CONSTRUCTION COMPANY				890.90	583001	728447	DILLARD SMITH-S. Calbough, Inv. 728447, dated 1/4/12, for Dec. 27-30, Ohler RD, Corbin-install recloser; Campground RD, Corbin-Rpl pole & rpr conductor	Jan-2012
6.661	Other	DILLARD SMITH CONSTRUCTION COMPANY				4,814.02	593002	728495	INV 728495 1/18/12 DSCC-Vance w/e 1/12/12	Feb-2012
6.662	Other	DILLARD SMITH CONSTRUCTION COMPANY				2,494.52	583001	728498	DILLARD SMITH-S. Calbough, Inv. 728498, dated 1/18/12, for Jan. 9-12, WRs 3162214 and 3126388	Jan-2012
6.663	Other	DIONEX CORP				2,388.54	502100	543844	correct sales tax	APR-2011
6.664	Other	Dir-Financial Plan & Analysis				(18,190.55)	923100	J202-0020-0611 Adjustment USD	Costs incurred by KBR	Jun-2011
6.665	Other	Dir-Financial Plan & Analysis				(19,019.00)	923100	Reverses *J700-0020-0311 Adjustment USD	KBR PO#49738	APR-2011
6.666	Other	Dir-Financial Plan & Analysis				(11,986.50)	923100	Reverses *J700-0020-0311 Adjustment USD	EPRI PO# 47228 Dec 10 Accrual	APR-2011
6.667	Other	Dir-Financial Plan & Analysis				(8,013.50)	923100	Reverses *J700-0020-0311 Adjustment USD	EPRI PO# 47228	APR-2011
6.668	Other	Dir-Financial Plan & Analysis				(4,393.00)	923100	Reverses *J700-0020-0311 Adjustment USD	KGS PO# 47713 Feb Accrual	APR-2011
6.669	Other	Dir-Financial Plan & Analysis				(4,393.00)	923100	Reverses *J700-0020-0311 Adjustment USD	KGS PO# 47713 Jan Accrual	APR-2011
6.670	Other	Dir-Financial Plan & Analysis				(1,000.00)	923100	Reverses *J700-0020-0311 Adjustment USD	EPRI PO# 47228 Jan Accrual	APR-2011
6.671	Other	Dir-Financial Plan & Analysis				(311.00)	923100	Reverses *J700-0020-0311 Adjustment USD	KGS PO# 47713	APR-2011
6.672	Other	DOUBLE ENGINEERING CO				97,605.50	573100	00107301	correct sales tax	APR-2011
6.673	Other	DOUBLE ENGINEERING CO				(97,605.30)	573100	107301	CORRECT SALES TAX ACCT	Jun-2011
6.674	Other	DOUBLE ENGINEERING CO				8,133.79	573100	J061-0110-0112 Accrual USD	Doble Engineering Company - Amortization	Jan-2012
6.675	Other	DOUBLE ENGINEERING CO				1,435.38	582100	J061-0110-0112 Accrual USD	Doble Engineering Company - Amortization	Jan-2012
6.676	Other	DOUBLE ENGINEERING CO				8,133.79	573100	J061-0110-0212 Accrual USD	Doble Engineering Company - Amortization	Feb-2012

KENTUCKY UTILITIES COMPANY
Case No. 2012- 00221
Analysis of Professional Services Expenses For the Test Year

(A)		(B)	(C)	(D)	(E)	(F)	(G)	(H)	(I)	
Line No.	Type	Vendor	Rate Case	Audit	Other	Total	Account	Invoice	Description	Period
6,677	Other	DOBLE ENGINEERING CO				1,435.38	582100	J061-0110-0212 Accrual USD	Doble Engineering Company - Amortization	Feb-2012
6,678	Other	DOBLE ENGINEERING CO				8,133.79	573100	J061-0110-0312 Accrual USD	Doble Engineering Company - Amortization	MAR-2012
6,679	Other	DOBLE ENGINEERING CO				1,435.38	582100	J061-0110-0312 Accrual USD	Doble Engineering Company - Amortization	MAR-2012
6,680	Other	DOBLE ENGINEERING CO				72,429.15	573100	J061-0110-1211 Accrual USD	Doble Engineering Company - Amortization	Dec-2011
6,681	Other	DOBLE ENGINEERING CO				12,781.61	582100	J061-0110-1211 Accrual USD	Doble Engineering Company - Amortization	Dec-2011
6,682	Other	DOCUMENT CONTROL SYSTEMS INC				1,472.15	935488	15184	On-Site Support / On-Line Support	MAY-2011
6,683	Other	DOCUMENT CONTROL SYSTEMS INC				358.35	510100	15205	DCS: VAUGHN (C&DM): Imaging and application development for large scale power plant drawings.	APR-2011
6,684	Other	DOCUMENT CONTROL SYSTEMS INC				711.63	510100	15209	DCS: VAUGHN (C&DM): Imaging and application development for large scale power plant drawings.	APR-2011
6,685	Other	DOCUMENT CONTROL SYSTEMS INC				1,411.35	935488	15213	On-Site Support / On-Line Support	MAY-2011
6,686	Other	DOCUMENT CONTROL SYSTEMS INC				1,257.97	510100	15214	DCS: VAUGHN (C&DM): Imaging and application development for large scale power plant drawings.	APR-2011
6,687	Other	DOCUMENT CONTROL SYSTEMS INC				3,360.00	510100	15215	DCS: VAUGHN (C&DM): Imaging and application development for large scale power plant drawings.	APR-2011
6,688	Other	DOCUMENT CONTROL SYSTEMS INC				1,303.69	510100	15224	DCS: VAUGHN (C&DM): Imaging and application development for large scale power plant drawings.	MAY-2011
6,689	Other	DOCUMENT CONTROL SYSTEMS INC				2,874.00	510100	15227	DCS: VAUGHN (C&DM): Imaging and application development for large scale power plant drawings.	MAY-2011
6,690	Other	DOCUMENT CONTROL SYSTEMS INC				609.80	935488	15231	On-Site Support (6.5 hours) / On-Line Support (.5 hours)	Jun-2011
6,691	Other	DOCUMENT CONTROL SYSTEMS INC				1,068.42	510100	15233	DCS: VAUGHN (C&DM): Imaging and application development for large scale power plant drawings.	Jun-2011
6,692	Other	DOCUMENT CONTROL SYSTEMS INC				1,546.29	935488	15236	On-Site Support (14.75 hours) / On-Line Support (3 hours)	JUL-2011
6,693	Other	DOCUMENT CONTROL SYSTEMS INC				2,088.10	510100	15237	DCS: VAUGHN (C&DM): Imaging and application development for large scale power plant drawings.	Jun-2011
6,694	Other	DOCUMENT CONTROL SYSTEMS INC				1,296.00	510100	15238	DCS: VAUGHN (C&DM): Imaging and application development for large scale power plant drawings.	Jun-2011
6,695	Other	DOCUMENT CONTROL SYSTEMS INC				450.00	921902	15243	Change the cover sheet that the Supplier Certification application uses, configure, test, implement / Add 3 forms - Supplier Diversity Classification, Supplier Diversity Certification, Supplier Diversity Misc (5 hrs)	JUL-2011
6,696	Other	DOCUMENT CONTROL SYSTEMS INC				3,111.24	935488	15244	Engineering Services - One Search W7 (31.25 hours @\$200/hr)	AUG-2011
6,697	Other	DOCUMENT CONTROL SYSTEMS INC				3,420.00	510100	15247	DOCUMENT CONTROL SYSTEMS: VAUGHN: imaging and application development for large scale power plat drawings: Extend contract thru 2011 and 2012 (Increase PO 45340)	AUG-2011
6,698	Other	DOCUMENT CONTROL SYSTEMS INC				913.54	510100	15251	DCS: VAUGHN (C&DM): Imaging and application development for large scale power plant drawings.	JUL-2011
6,699	Other	DOCUMENT CONTROL SYSTEMS INC				4,106.44	510100	15252	DCS: VAUGHN (C&DM): Imaging and application development for large scale power plant drawings.	JUL-2011
6,700	Other	DOCUMENT CONTROL SYSTEMS INC				64.66	510100	15252	DOCUMENT CONTROL SYSTEMS: VAUGHN: imaging and application development for large scale power plat drawings: Extend contract thru 2011 and 2012 (Increase PO 45340)	JUL-2011
6,701	Other	DOCUMENT CONTROL SYSTEMS INC				4,625.80	935488	15257	On Site Support (51.4 hours), On Line Support (1.7 hours)	AUG-2011
6,702	Other	DOCUMENT CONTROL SYSTEMS INC				3,896.09	510100	15260	DOCUMENT CONTROL SYSTEMS: VAUGHN: imaging and application development for large scale power plat drawings: Extend contract thru 2011 and 2012 (Increase PO 45340)	AUG-2011
6,703	Other	DOCUMENT CONTROL SYSTEMS INC				915.70	510100	15261	DOCUMENT CONTROL SYSTEMS: VAUGHN: imaging and application development for large scale power plat drawings: Extend contract thru 2011 and 2012 (Increase PO 45340)	SEP-2011
6,704	Other	DOCUMENT CONTROL SYSTEMS INC				1,346.62	510100	15262	DOCUMENT CONTROL SYSTEMS: VAUGHN: imaging and application development for large scale power plat drawings: Extend contract thru 2011 and 2012 (Increase PO 45340)	SEP-2011
6,705	Other	DOCUMENT CONTROL SYSTEMS INC				348.46	935488	15264	On-Site Support (OS Retrievals) - 4 hrs	NOV-2011
6,706	Other	DOCUMENT CONTROL SYSTEMS INC				1,144.51	510100	15266	DOCUMENT CONTROL SYSTEMS: VAUGHN: imaging and application development for large scale power plat drawings: Extend contract thru 2011 and 2012 (Increase PO 45340)	OCT-2011
6,707	Other	DOCUMENT CONTROL SYSTEMS INC				1,792.08	935488	15267	Engineering Services - Prep work for IPM Custom Client (18 hrs)	NOV-2011
6,708	Other	DOCUMENT CONTROL SYSTEMS INC				2,865.14	510100	15271	DOCUMENT CONTROL SYSTEMS: VAUGHN: imaging and application development for large scale power plat drawings: Extend contract thru 2011 and 2012 (Increase PO 45340)	OCT-2011

KENTUCKY UTILITIES COMPANY
Case No. 2012- 00221
Analysis of Professional Services Expenses For the Test Year

(A)	(B)	(C)	(D)	(E)	(F)	(G)	(H)	(I)		
Line No.	Type	Vendor	Rate Case	Audit	Other	Total	Account	Invoice	Description	Period
6,709	Other	DOCUMENT CONTROL SYSTEMS INC				1,690.05	510100	15273	DOCUMENT CONTROL SYSTEMS: VAUGHN: imaging and application development for large scale power plat drawings: Extend contract thru 2011 and 2012 (Increase PO 45340)	OCT-2011
6,710	Other	DOCUMENT CONTROL SYSTEMS INC				428.92	510100	15275	DOCUMENT CONTROL SYSTEMS: VAUGHN: imaging and application development for large scale power plat drawings: Extend contract thru 2011 and 2012 (Increase PO 45340)	OCT-2011
6,711	Other	DOCUMENT CONTROL SYSTEMS INC				4,894.08	510100	15280	DOCUMENT CONTROL SYSTEMS: VAUGHN: imaging and application development for large scale power plat drawings: Extend contract thru 2011 and 2012 (Increase PO 45340)	NOV-2011
6,712	Other	DOCUMENT CONTROL SYSTEMS INC				5,579.54	510100	15281	DOCUMENT CONTROL SYSTEMS: VAUGHN: imaging and application development for large scale power plat drawings: Extend contract thru 2011 and 2012 (Increase PO 45340)	NOV-2011
6,713	Other	DOCUMENT CONTROL SYSTEMS INC				652.20	510100	15299	DOCUMENT CONTROL SYSTEMS: VAUGHN: imaging and application development for large scale power plat drawings: Extend contract thru 2011 and 2012 (Increase PO 45340)	Jan-2012
6,714	Other	DOCUMENT CONTROL SYSTEMS INC				1,063.11	510100	15305	DOCUMENT CONTROL SYSTEMS: VAUGHN: imaging and application development for large scale power plat drawings: Extend contract thru 2011 and 2012 (Increase PO 45340)	Jan-2012
6,715	Other	DOCUMENT CONTROL SYSTEMS INC				3,323.44	935488	15306	On Site Support (65.4 hours), On Line Support (10.9 hours)	MAR-2012
6,716	Other	DOCUMENT CONTROL SYSTEMS INC				2,458.38	935488	LGE022812ENT	On Site Support 28.22 hours	MAR-2012
6,717	Other	DOCUMENT CONTROL SYSTEMS INC				2,573.09	510100	LGE022812TL	DOCUMENT CONTROL SYSTEMS: VAUGHN: imaging and application development for large scale power plat drawings: Extend contract thru 2011 and 2012 (Increase PO 45340)	Feb-2012
6,718	Other	DOCUMENT CONTROL SYSTEMS INC				2,305.47	510100	LGE032812TL	DOCUMENT CONTROL SYSTEMS: VAUGHN: imaging and application development for large scale power plat drawings: Extend contract thru 2011 and 2012 (Increase PO 45340)	MAR-2012
6,719	Other	DONAHUE, JUDITH H				282.57	905001	DONAHU021411	Judy Donahue-Contract # 50836 worked at Morganfield Call Center	APR-2011
6,720	Other	DONAHUE, JUDITH H				317.89	905001	DONAHU022111	Judy Donahue-Contract # 50836 worked at Morganfield Call Center	APR-2011
6,721	Other	DONAHUE, JUDITH H				777.06	905001	DONAHU022811G	Judy Donahue-Contract # 50836 worked at Morganfield Call Center	APR-2011
6,722	Other	DONAHUE, JUDITH H				825.59	905001	DONAHU030711	Judy Donahue-Contract # 50836 worked at Morganfield Call Center	APR-2011
6,723	Other	DONAHUE, JUDITH H				687.40	905001	DONAHU031411	Judy Donahue-Contract # 50836 worked at Morganfield Call Center	APR-2011
6,724	Other	DONAHUE, JUDITH H				1,594.88	905001	DONAHU032111	Judy Donahue - Contract # 50836 worked at Morganfield Call Center	APR-2011
6,725	Other	DONAHUE, JUDITH H				388.53	905001	DONAHU032811	Judy Donahue - Contract # 50836 worked at Morganfield Call Center	APR-2011
6,726	Other	DONAHUE, JUDITH H				317.89	905001	DONAHU040411	Judy Donahue - Contract # 50836 worked at Morganfield Call Center	APR-2011
6,727	Other	DONAHUE, JUDITH H				247.25	905001	JUDYDO041711	Judy Donahue invoice for period 4/11/2011 - 4/17/2011 in amount of \$455.00.	MAY-2011
6,728	Other	DONNIE JONES LAWN CARE LLC				180.00	903003	1031	to add money to po428482 -	APR-2011
6,729	Other	DONNIE JONES LAWN CARE LLC				400.00	935402	1032	CONTRACT LABOR AND EQUIPMENT	APR-2011
6,730	Other	DONNIE JONES LAWN CARE LLC				155.00	588100	1033	Inv 1033	MAY-2011
6,731	Other	DONNIE JONES LAWN CARE LLC				607.77	935402	1034	CONTRACT LABOR AND EQUIPMENT	APR-2011
6,732	Other	DONNIE JONES LAWN CARE LLC				840.00	573100	1036	Inv 1036	MAY-2011
6,733	Other	DONNIE JONES LAWN CARE LLC				310.00	903003	1039	Lawn Care for Earlington, Eddyville & Greenville Business Offices for 2011	MAY-2011
6,734	Other	DONNIE JONES LAWN CARE LLC				180.00	903003	1040	Lawn Care for Earlington, Eddyville & Greenville Business Offices for 2011	MAY-2011
6,735	Other	DONNIE JONES LAWN CARE LLC				400.00	935402	1041	Contract labor and equipment	MAY-2011
6,736	Other	DONNIE JONES LAWN CARE LLC				310.00	588100	1042	Inv 1042	MAY-2011
6,737	Other	DONNIE JONES LAWN CARE LLC				110.00	588100	1043	Inv 1043	MAY-2011
6,738	Other	DONNIE JONES LAWN CARE LLC				975.00	593002	1044	Contract labor and equipment	MAY-2011
6,739	Other	DONNIE JONES LAWN CARE LLC				480.00	592100	1045	Inv 1045	MAY-2011
6,740	Other	DONNIE JONES LAWN CARE LLC				104.93	592100	1045	Inv 1045	MAY-2011
6,741	Other	DONNIE JONES LAWN CARE LLC				274.20	921903	1046	Lawn Care Services for various Telecom Locations	MAY-2011
6,742	Other	DONNIE JONES LAWN CARE LLC				135.00	566100	1047	pay invoice 1047	MAY-2011
6,743	Other	DONNIE JONES LAWN CARE LLC				276.32	903003	1049	Lawn Care for Earlington, Eddyville & Greenville Business Offices for 2011	MAY-2011
6,744	Other	DONNIE JONES LAWN CARE LLC				220.00	935402	1050	Contract labor and equipment	MAY-2011
6,745	Other	DONNIE JONES LAWN CARE LLC				465.00	903003	1051	Lawn Care for Earlington, Eddyville & Greenville Business Offices for 2011	Jun-2011
6,746	Other	DONNIE JONES LAWN CARE LLC				180.00	903003	1052	Lawn Care for Earlington, Eddyville & Greenville Business Offices for 2011	Jun-2011
6,747	Other	DONNIE JONES LAWN CARE LLC				400.00	935402	1053	Contract labor and equipment	Jun-2011
6,748	Other	DONNIE JONES LAWN CARE LLC				310.00	588100	1054	1054 mowing	JUL-2011
6,749	Other	DONNIE JONES LAWN CARE LLC				220.00	588100	1055	1055 mowing	JUL-2011
6,750	Other	DONNIE JONES LAWN CARE LLC				405.19	935402	1056	Contract labor and equipment	Jun-2011
6,751	Other	DONNIE JONES LAWN CARE LLC				300.00	935402	1056	Contract labor and equipment	Jun-2011
6,752	Other	DONNIE JONES LAWN CARE LLC				1,650.00	593002	1057	Contract labor and equipment	Jun-2011

KENTUCKY UTILITIES COMPANY
Case No. 2012- 00221
Analysis of Professional Services Expenses For the Test Year

(A)	(B)	(C)	(D)	(E)	(F)	(G)	(H)	(I)		
Line No.	Type	Vendor	Rate Case	Audit	Other	Total	Account	Invoice	Description	Period
6,753	Other	DONNIE JONES LAWN CARE LLC				275.03	921903	1058	Lawn Care Services for various Telecom Locations	Jun-2011
6,754	Other	DONNIE JONES LAWN CARE LLC				270.00	566100	1059	pay invoice 1059	Jun-2011
6,755	Other	DONNIE JONES LAWN CARE LLC				440.00	935402	1061	Contract labor and equipment	Jun-2011
6,756	Other	DONNIE JONES LAWN CARE LLC				195.00	903003	1062	Lawn Care for Earlington, Eddyville & Greenville Business Offices for 2011	Jun-2011
6,757	Other	DONNIE JONES LAWN CARE LLC				383.46	573100	1063	1063 gravel at Princeton	JUL-2011
6,758	Other	DONNIE JONES LAWN CARE LLC				310.00	903003	1064	Lawn Care for Earlington, Eddyville & Greenville Business Offices for 2011	JUL-2011
6,759	Other	DONNIE JONES LAWN CARE LLC				180.00	903003	1065	Lawn Care for Earlington, Eddyville & Greenville Business Offices for 2011	JUL-2011
6,760	Other	DONNIE JONES LAWN CARE LLC				260.00	903003	1066	Lawn Care for Earlington, Eddyville & Greenville Business Offices for 2011	JUL-2011
6,761	Other	DONNIE JONES LAWN CARE LLC				400.00	935402	1067	Contract labor and equipment	JUL-2011
6,762	Other	DONNIE JONES LAWN CARE LLC				440.00	935402	1068	Contract labor and equipment	JUL-2011
6,763	Other	DONNIE JONES LAWN CARE LLC				310.00	588100	1069	1069 mowing	JUL-2011
6,764	Other	DONNIE JONES LAWN CARE LLC				330.00	588100	1070	1070 mowing	JUL-2011
6,765	Other	DONNIE JONES LAWN CARE LLC				100.00	588100	1073	1073 dispose of pallets	JUL-2011
6,766	Other	DONNIE JONES LAWN CARE LLC				25.00	588100	1073	1073 dispose of pallets	JUL-2011
6,767	Other	DONNIE JONES LAWN CARE LLC				451.76	921903	1074	Lawn Care Services for various Telecom Locations	JUL-2011
6,768	Other	DONNIE JONES LAWN CARE LLC				270.00	566100	1075	pay invoice 1075	JUL-2011
6,769	Other	DONNIE JONES LAWN CARE LLC				119.47	921903	1079	Lawn Care Services for various Telecom Locations	JUL-2011
6,770	Other	DONNIE JONES LAWN CARE LLC				465.00	903003	1080	Lawn Care for Earlington, Eddyville & Greenville Business Offices for 2011	SEP-2011
6,771	Other	DONNIE JONES LAWN CARE LLC				180.00	903003	1081	Lawn Care for Earlington, Eddyville & Greenville Business Offices for 2011	SEP-2011
6,772	Other	DONNIE JONES LAWN CARE LLC				130.00	903003	1082	Lawn Care for Earlington, Eddyville & Greenville Business Offices for 2011	AUG-2011
6,773	Other	DONNIE JONES LAWN CARE LLC				400.00	935402	1083	Contract labor and equipment	AUG-2011
6,774	Other	DONNIE JONES LAWN CARE LLC				220.00	935402	1084	Contract labor and equipment	AUG-2011
6,775	Other	DONNIE JONES LAWN CARE LLC				310.00	588100	1085	Mowing	AUG-2011
6,776	Other	DONNIE JONES LAWN CARE LLC				330.00	588100	1086	Mowing	AUG-2011
6,777	Other	DONNIE JONES LAWN CARE LLC				375.00	588100	1088	Drainage ditch	AUG-2011
6,778	Other	DONNIE JONES LAWN CARE LLC				275.03	921903	1089	Lawn Care Services for various Telecom Locations	AUG-2011
6,779	Other	DONNIE JONES LAWN CARE LLC				405.00	566100	1090	pay invoice 1090	AUG-2011
6,780	Other	DONNIE JONES LAWN CARE LLC				465.00	903003	1094	to add money for PO# 508440 for Lawn Care Services	SEP-2011
6,781	Other	DONNIE JONES LAWN CARE LLC				270.00	903003	1095	Lawn Care for Earlington, Eddyville & Greenville Business Offices for 2011	SEP-2011
6,782	Other	DONNIE JONES LAWN CARE LLC				195.00	903003	1096	Lawn Care for Earlington, Eddyville & Greenville Business Offices for 2011	SEP-2011
6,783	Other	DONNIE JONES LAWN CARE LLC				600.00	935402	1097	Contract labor and equipment	SEP-2011
6,784	Other	DONNIE JONES LAWN CARE LLC				440.00	935402	1098	Contract labor and equipment	SEP-2011
6,785	Other	DONNIE JONES LAWN CARE LLC				310.00	588100	1099	mowing	SEP-2011
6,786	Other	DONNIE JONES LAWN CARE LLC				220.00	588100	1100	mowing	SEP-2011
6,787	Other	DONNIE JONES LAWN CARE LLC				373.34	921903	1102	Lawn Care Services for various Telecom Locations	SEP-2011
6,788	Other	DONNIE JONES LAWN CARE LLC				270.00	566100	1103	pay invoice 1103	SEP-2011
6,789	Other	DONNIE JONES LAWN CARE LLC				310.00	903003	1104	to add money for PO# 508440 for Lawn Care Services	OCT-2011
6,790	Other	DONNIE JONES LAWN CARE LLC				90.00	903003	1105	Lawn Care for Earlington, Eddyville & Greenville Business Offices for 2011	OCT-2011
6,791	Other	DONNIE JONES LAWN CARE LLC				191.32	903003	1106	to add money for PO# 508440 for Lawn Care Services	OCT-2011
6,792	Other	DONNIE JONES LAWN CARE LLC				3.68	903003	1106	Lawn Care for Earlington, Eddyville & Greenville Business Offices for 2011	OCT-2011
6,793	Other	DONNIE JONES LAWN CARE LLC				200.00	935402	1107	Contract labor and equipment	OCT-2011
6,794	Other	DONNIE JONES LAWN CARE LLC				440.00	935402	1108	Contract labor and equipment	OCT-2011
6,795	Other	DONNIE JONES LAWN CARE LLC				310.00	588100	1109	inv 1109 mowing	NOV-2011
6,796	Other	DONNIE JONES LAWN CARE LLC				220.00	588100	1110	inv 1110 mowing	NOV-2011
6,797	Other	DONNIE JONES LAWN CARE LLC				300.00	588100	1112	inv 1112 trim shrubs	NOV-2011
6,798	Other	DONNIE JONES LAWN CARE LLC				263.83	921903	1113	Lawn Care Services for various Telecom Locations	OCT-2011
6,799	Other	DONNIE JONES LAWN CARE LLC				270.00	566100	1114	pay invoice 1114	OCT-2011
6,800	Other	DONNIE JONES LAWN CARE LLC				155.00	903003	1115	to add money for PO# 508440 for Lawn Care Services	NOV-2011
6,801	Other	DONNIE JONES LAWN CARE LLC				90.00	903003	1116	to add money for PO# 508440 for Lawn Care Services	NOV-2011
6,802	Other	DONNIE JONES LAWN CARE LLC				200.00	935402	1117	Contract labor and equipment	NOV-2011
6,803	Other	DONNIE JONES LAWN CARE LLC				155.00	588100	1118	mowing	NOV-2011
6,804	Other	DONNIE JONES LAWN CARE LLC				110.00	588100	1119	mowing inv 1119	NOV-2011
6,805	Other	DONNIE JONES LAWN CARE LLC				98.31	921903	1122	Lawn Care Services for various Telecom Locations	NOV-2011
6,806	Other	DONNIE JONES LAWN CARE LLC				235.00	566100	1123	pay invoice 1123	NOV-2011
6,807	Other	DONNIE JONES LAWN CARE LLC				1,167.32	571100	1124	pay invoice 1124	NOV-2011
6,808	Other	DONNIE JONES LAWN CARE LLC				505.00	571100	1124	pay invoice 1124	NOV-2011
6,809	Other	DONNIE JONES LAWN CARE LLC				220.00	935402	1125	Contract labor and equipment	NOV-2011
6,810	Other	DONNIE JONES LAWN CARE LLC				65.00	903003	1126	to add money for PO# 508440 for Lawn Care Services	NOV-2011
6,811	Other	DONNIE JONES LAWN CARE LLC				310.00	903003	1128	to add money for PO# 508440 for Lawn Care Services	Jan-2012
6,812	Other	DONNIE JONES LAWN CARE LLC				315.00	903003	1129	to add money for PO# 508440 for Lawn Care Services	Jan-2012

KENTUCKY UTILITIES COMPANY
Case No. 2012- 00221
Analysis of Professional Services Expenses For the Test Year

(A)	(B)	(C)	(D)	(E)	(F)	(G)	(H)	(I)		
Line No.	Type	Vendor	Rate Case	Audit	Other	Total	Account	Invoice	Description	Period
6,813	Other	DONNIE JONES LAWN CARE LLC				65.00	903003	1130	to add money for PO# 508440 for Lawn Care Services	Jan-2012
6,814	Other	DONNIE JONES LAWN CARE LLC				425.00	935402	1131	Contract labor and equipment	Jan-2012
6,815	Other	DONNIE JONES LAWN CARE LLC				480.00	935402	1133	Contract labor and equipment	Jan-2012
6,816	Other	DONNIE JONES LAWN CARE LLC				100.00	593002	1134	Contract labor and equipment	Jan-2012
6,817	Other	DONNIE JONES LAWN CARE LLC				30.00	593002	1134	contract labor and equipment	Jan-2012
6,818	Other	DONNIE JONES LAWN CARE LLC				175.47	921903	1138	Lawn Care Services for various Telecom Locations	Jan-2012
6,819	Other	DONNIE JONES LAWN CARE LLC				135.00	566100	1139	pay invoice 1139	Jan-2012
6,820	Other	DONNIE JONES LAWN CARE LLC				166.32	903003	1146	to add money to po 508440 for 2012 lawn care services	MAR-2012
6,821	Other	DONNIE JONES LAWN CARE LLC				33.68	903003	1146	to add money for PO# 508440 for Lawn Care Services	MAR-2012
6,822	Other	DONNIE JONES LAWN CARE LLC				(155.00)	903003	Reverses *J703-0110-0311	Adjustment USD	
6,823	Other	DOSS AND HORKY INC				841.70	582100	6078	Donnie Jones Lawn Care	APR-2011
6,824	Other	DOSS AND HORKY INC				186.75	570100	6084	correct sales tax	APR-2011
6,825	Other	DOSS AND HORKY INC				298.80	592100	6099	correct sales tax	APR-2011
6,826	Other	DOSS AND HORKY INC				995.98	570100	6109	correct sales tax	MAY-2011
6,827	Other	DOSS AND HORKY INC				1,955.68	592100	6117	CORRECT SALES TAX Taylor Co Fence Repair	Jun-2011
6,828	Other	DOSS AND HORKY INC				1,047.56	570100	6118	CORRECT SALES TAX Simpsonville Boom & Berm	Jun-2011
6,829	Other	DOSS AND HORKY INC				876.74	592100	6120	CORRECTED SALES TAX West Irvine - Rock Road	Jun-2011
6,830	Other	DOSS AND HORKY INC				2,443.81	592100	6121	CORRECT SALES TAX Harrodsburg North - Fence	Jun-2011
6,831	Other	DOSS AND HORKY INC				560.25	582100	6128	CORRECT SALES TAX Bardstown - Repair boom and berm	Jun-2011
6,832	Other	DOSS AND HORKY INC				421.05	582100	6129	CORRECT SALES TAX Lebanon West Fence Repair	AUG-2011
6,833	Other	DOSS AND HORKY INC				500.43	590100	6132	CORRECT SALES TAX Mackville grounding and fence repair	OCT-2011
6,834	Other	DOSS AND HORKY INC				500.43	590100	6133	CORRECT SALES TAX Morehead #1 Boom & Berm Repair	AUG-2011
6,835	Other	DOSS AND HORKY INC				608.85	590100	6134	CORRECT SALES TAX Morehead East #836 Flood Damage	AUG-2011
6,836	Other	DOSS AND HORKY INC				546.66	592100	6147	CORRECT SALES TAX Morehead West Flood Cleanup	AUG-2011
6,837	Other	DOSS AND HORKY INC				470.71	592100	6155	Shelbyville South #588	AUG-2011
6,838	Other	DOSS AND HORKY INC				1,045.60	582100	6173	Repair washout under fence at Lebanon East #427	SEP-2011
6,839	Other	DOSS AND HORKY INC				310.90	582100	6175	Radcliff South	OCT-2011
6,840	Other	DOSS AND HORKY INC				448.20	582100	6177	CORRECT SALES TAX Bardstown Ind/Copper Theft	OCT-2011
6,841	Other	DOSS AND HORKY INC				940.00	511100	6188	Campbellsville/Copper Theft	OCT-2011
6,842	Other	DOSS AND HORKY INC				1,622.46	592100	6242	MATERIAL AND INSTALLATION FOR CONTAINMENT BERM FOR TRANSFORMER	OCT-2011
6,843	Other	DOSS AND HORKY INC				526.58	582100	6243	Bueans Vista/repair drive to station, added rock, and tied fence back to post	Dec-2011
6,844	Other	DOSS AND HORKY INC				314.97	570100	6246	Dark Hollow/replace cut grounds and fence at sub #601	Jan-2012
6,845	Other	DOSS AND HORKY INC				765.05	570100	6247	Repair entrance that was washed out at Boyle 101	Jan-2012
6,846	Other	DOSS AND HORKY INC				410.45	573100	6249	Repair of fence after copper theft at Fawkes #T102 substation	Jan-2012
6,847	Other	DOSS AND HORKY INC				401.20	592100	6253	Remove oil stained rock from Bonds Mill substation and take to approved landfill	Jan-2012
6,848	Other	DOSS AND HORKY INC				665.76	592100	6257	Repair of fence at Cambellsville #D472 after copper theft	Jan-2012
6,849	Other	DOSS AND HORKY INC				451.35	570100	6260	Shelbyville East -repair fence to be compliant with NESC. Added stiffener wire to bottom and repaired barb wire. Added new lock to back gate.	Feb-2012
6,850	Other	DOSS AND HORKY INC				738.08	592100	6264	Repair at Louden Ave due to theft last year	Feb-2012
6,851	Other	DOSS AND HORKY INC				387.30	592100	6270	Replace corner post and top rail (hit by truck) and repair washed out area at gate at Gates Rubber	MAR-2012
6,852	Other	DOSS AND HORKY INC				306.00	592100	6280	Campbellsville Ind - repaired fence after copper thieves stole grounds and cut fence	Feb-2012
6,853	Other	DOUBLE H FARMS				136.80	502100	DH5082	Campbellsville/repair fence after 3rd theft	MAR-2012
6,854	Other	DP SOLUTIONS INC				1,188.00	921002	55218	MOWING AT SYS LAB	Jun-2011
6,855	Other	DP SOLUTIONS INC				358.03	921002	55329	DPSI - PMC 3 DAYS ON-SITE TRAINING - PMC ESSENTIALS & FUNDAMENTALS FOR CORPORATE SECURITY AND BUSINESS CONTINUITY DEPT AS PER QUOTE DATED 4/14/2011. TRAVEL AND LIVING EXPENSES WILL BE BILLED SEPARATELY.	AUG-2011
6,856	Other	DP SOLUTIONS INC				521.40	921002	55493	DPSI TRAINING CONSULTANT / TRAINING FOR CORPORATE SECURITY DEPT AND TRAVEL EXPENSES AS PER INV #55329 DATED 8/30/2011 - (PLEASE ADD TO PO 53091)	SEP-2011
6,857	Other	DRYSDALE AND ASSOCIATES INC				8,173.50	908005	5756	DP SOLUTIONS INC - PMC SOFTWARE SUPPORT AS PER QUOTE DATED 9/8/2011	OCT-2011
6,858	Other	DUNCAN MACHINERY MOVERS INC				1,804.32	512100	S1119082	Invoice 5756, Drysdale & Associates, Inc. for 1 Testo 890-2 Set Thermal Imager and shipping	Jan-2012
6,859	Other	DUNCAN MACHINERY MOVERS INC				600.00	512100	S1119142	Deliver tanker and pump trailer to EW Brown	APR-2011
6,860	Other	DUNCAN MACHINERY MOVERS INC				172.16	573100	S1119438	PICKUP AND DELIVERY OF FORKLIFT	APR-2011
									DUNCAN MACHINERY, PICK UP TANKER AT N LIME AND TAKE TO LOUDON SUB INVOICE S1119438, 7/8/2011	JUL-2011

KENTUCKY UTILITIES COMPANY
Case No. 2012- 00221
Analysis of Professional Services Expenses For the Test Year

(A)	(B)	(C)	(D)	(E)	(F)	(G)	(H)	(I)		
Line No.	Type	Vendor	Rate Case	Audit	Other	Total	Account	Invoice	Description	Period
6,861	Other	DUNCAN MACHINERY MOVERS INC				3,330.04	513100	SI119687	DUNCAN MACHINERY, DELIVER TANKER & PUMP TRAILER TO GHENT, INVOICE SI119687, 10/3/2011	OCT-2011
6,862	Other	DUNCAN MACHINERY MOVERS INC				1,369.24	570100	SI119747	DUNCAN MACHINERY, DELIVER TANKER & PUMP TRAILER TO SPENCER, INVOICE SI119747, 10/14/2011	OCT-2011
6,863	Other	DUNCAN MACHINERY MOVERS INC				8,314.72	512100	SI119810	T&M LABOR & EQUIPMENT TO REMOVE/INSTALL 2-1 IDF MOTOR	Dec-2011
6,864	Other	DUNCAN MACHINERY MOVERS INC				4,210.00	512100	SI119810	T&M LABOR & EQUIPMENT TO REMOVE/INSTALL 2-1 IDF MOTOR	Dec-2011
6,865	Other	DUNCAN MACHINERY MOVERS INC				4,320.90	512100	SI120083	EQUIPMENT AND OPERATOR FOR 1-4 MILL REBUILD	MAR-2012
6,866	Other	DUNKER AND ASSOCIATES				2,396.84	923900	201118	services	APR-2011
6,867	Other	DUNKER AND ASSOCIATES				2,233.50	923900	201119	April invoice for services	MAY-2011
6,868	Other	DUNKER AND ASSOCIATES				2,136.78	923900	201120	MAY CONTRACT SERVICES - inv May 31, 2011	Jun-2011
6,869	Other	DUNKER AND ASSOCIATES				1,539.51	923900	201121	Jun billing statement for Donn Dunker with Internal Comm Group	JUL-2011
6,870	Other	DUNKER AND ASSOCIATES				1,523.61	923900	201122	July Statement for services	AUG-2011
6,871	Other	DUNKER AND ASSOCIATES				2,266.48	923900	201123	August services for Donn Dunker	SEP-2011
6,872	Other	DUNKER AND ASSOCIATES				1,384.65	923900	201124	Services for Internal Communications	OCT-2011
6,873	Other	DUNKER AND ASSOCIATES				2,079.00	923900	201125	October services	NOV-2011
6,874	Other	DUNKER AND ASSOCIATES				1,894.55	923900	201126	contract services	Dec-2011
6,875	Other	DUNKER AND ASSOCIATES				1,431.75	923900	201127	inv 2011-27 Dec. 1, 2011 services	Jan-2012
6,876	Other	DUNKER AND ASSOCIATES				1,962.00	923900	201228	January services - inv 2012-28	Feb-2012
6,877	Other	DUNKER AND ASSOCIATES				1,688.74	923900	201229	contract services - Donn	MAR-2012
6,878	Other	DYNAMIC DEVELOPMENT				2,552.50	910900	1044	Direct Marketing Consultant	APR-2011
6,879	Other	DYNAMIC DEVELOPMENT				2,552.50	910001	1047	Direct Marketing Consultant	MAY-2011
6,880	Other	DYNAMIC DEVELOPMENT				2,552.50	910900	1049	Director Marketing Consulting Services	Jun-2011
6,881	Other	DYNAMIC DEVELOPMENT				2,552.50	910900	1051	Direct Marketing Consulting Services	JUL-2011
6,882	Other	DYNAMIC DEVELOPMENT				2,552.50	910900	1053	Direct Marketing Consultant	AUG-2011
6,883	Other	DYNAMIC DEVELOPMENT				2,552.50	910900	1055	Direct Marketing Consultant	SEP-2011
6,884	Other	DYNAMIC DEVELOPMENT				2,552.50	910900	1057	Direct Marketing Consulting Services	OCT-2011
6,885	Other	DYNAMIC DEVELOPMENT				2,552.50	910900	1059	Direct Marketing Consultant	NOV-2011
6,886	Other	DYNAMIC DEVELOPMENT				2,552.50	910900	1061	Direct Marketing Consultant	Dec-2011
6,887	Other	E MAX INC				17,400.00	908005	LGCOMMA-01-2012-KU-1	Invoice # LGCOMMA-01-2012-KU-1 for commercial audits performed in Dec, 2011	Jan-2012
6,888	Other	E MAX INC				3,000.00	908005	LGCOMMA-01-2012-KU-2	Invoice LGCOMMA-01-2012-KU-2 for audits performed in Jan, 2012	Jan-2012
6,889	Other	E MAX INC				5,400.00	908005	LGCOMMA-01-2012-KU-3	Invoice # LGCOMMA-01-2012-KU-3 for audits performed in Jan, 2012	Jan-2012
6,890	Other	E MAX INC				4,800.00	908005	LGCOMMA-01-2012-KU-4	Invoice # LGCOMMA-01-2012-KU-4 for commercial audits	Feb-2012
6,891	Other	E MAX INC				3,600.00	908005	LGCOMMA-01-2012-KU-5	Invoice # LGCOMMA-01-2012-KU-5 for large commercial audits	Feb-2012
6,892	Other	E MAX INC				2,400.00	908005	LGCOMMA-01-2012-KU-6	Invoice #LGCOMMA-01-2012-KU-6 for commercial audits	MAR-2012
6,893	Other	E MAX INC				1,200.00	908005	LGCOMMA-02-2012-KU-1	Invoice # LGCOMMA-02-2012-KU-1 for commercial audits	Feb-2012
6,894	Other	E MAX INC				1,200.00	908005	LGCOMMA-02-2012-KU-2	Invoice # LGCOMMA-02-2012-KU-2 for commercial audits	Feb-2012
6,895	Other	E MAX INC				1,800.00	908005	LGCOMMA-02-2012-KU-3	Invoice # LGCOMMA-02-2012-KU-3 for commercial audits.	Feb-2012
6,896	Other	E MAX INC				1,800.00	908005	LGCOMMA-02-2012-KU-4	Invoice # LGCOMMA-02-2012-KU-4 for commercial audits	MAR-2012
6,897	Other	E MAX INC				1,800.00	908005	LGCOMMA-02-2012-KU-5	Invoice # Lgcomma-02-2012-ku-5 for commercial audits	MAR-2012
6,898	Other	E MAX INC				7,200.00	908005	LGCOMMA-02-2012-KU-6	Invoice # LGCOMMA-02-2012-KU-6 for commercial audits	MAR-2012
6,899	Other	E MAX INC				11,400.00	908005	LGCOMMA-03-2012-KU-1	Invoice LGCOMMA-03-2012-KU-1 for commercial audits	MAR-2012
6,900	Other	E MAX INC				13,200.00	908005	LGCOMMA-09-2011-KU	To pay invoice LGCOMMA-09-2011-KU for audits	SEP-2011
6,901	Other	E MAX INC				17,400.00	908005	LGCOMMA-09-2011-KU-1	To pay for audits performed and invoiced on LGCOMMA-09-2011-ku	OCT-2011
6,902	Other	E MAX INC				16,800.00	908005	LGCOMMA-10-2011-KU	Invoice # LGCOMMA-10-2011-KU	NOV-2011
6,903	Other	E MAX INC				22,200.00	908005	LGCOMMA-11-2011-KU-1	Invoice # LGCOMMA-11-2011-KU-1 for large commercial audits performed by E-Max	NOV-2011
6,904	Other	E MAX INC				15,000.00	908005	LGCOMMA-11-2011-KU-3	Invoice # LGCOMMA-11-2011-KU-3 for commercial audits performed in November, 2011	Dec-2011
6,905	Other	E MAX INC				13,200.00	908005	LGCOMMA-12-2011-KU	Invoice # LGCOMMA-12-2011-KU for 12 Level 1 commercial audits and 5 Level 2 commercial audits	Jan-2012
6,906	Other	E MAX INC				3,000.00	908005	LGCOMMA-12-2011-KU-1	Invoice # LGCOMMA-12-2011-KU-1 for commercial audits	Dec-2011
6,907	Other	E MAX INC				8,400.00	908005	LGCOMMA-12-2011-KU-2	Invoice LGCOMMA-12-2011-KU-2 for commercial audits	Dec-2011
6,908	Other	E MAX INC				15,600.00	908005	LGCOMMA-12-2011-KU-3	Invoice LGCOMMA-12-2011-ku-3 for commercial audits	Dec-2011
6,909	Other	E MAX INC				13,800.00	908005	LGCOMMA-12-2011-KU-4	Invoice # LGCOMMA-12-2011-KU-4 for commercial audits performed in December, 2012	Jan-2012
6,910	Other	E MAX INC				700.00	908005	SMCOMMA-01-2012-KU-2	Invoice # SMCOMMA-01-2012-KU-2 for audits performed in Jan, 2012	Jan-2012
6,911	Other	E MAX INC				1,200.00	908005	SMCOMMA-01-2012-KU-3	Invoice # SMCOMMA-01-2012-KU-3 for commercial audits	Jan-2012
6,912	Other	E MAX INC				600.00	908005	SMCOMMA-01-2012-KU-4	Invoice # SMCOMMA-01-2012-KU-4 for commercial audits	Feb-2012
6,913	Other	E MAX INC				600.00	908005	SMCOMMA-01-2012-KU-5	Invoice # SMCOMMA-01-2012-KU-5 for commercial audits	Feb-2012
6,914	Other	E MAX INC				1,200.00	908005	SMCOMMA-02-2012-KU-1	Invoice # SMCOMMA-02-2012-KU-1FOR COMMERCIAL AUDITS	Feb-2012

KENTUCKY UTILITIES COMPANY
Case No. 2012- 00221
Analysis of Professional Services Expenses For the Test Year

(A)	(B)	(C)	(D)	(E)	(F)	(G)	(H)	(I)		
Line No.	Type	Vendor	Rate Case	Audit	Other	Total	Account	Invoice	Description	Period
6,915	Other	E MAX INC				500.00	908005	SMCOMMA-02-2012-KU-3	Invoice SMCOMMA-02-2012-KU-3 for commercial audits	Feb-2012
6,916	Other	E MAX INC				300.00	908005	SMCOMMA-02-2012-KU-4	Invoice # SMCOMMA-02-2012-KU-4 for commercial audits	MAR-2012
6,917	Other	E MAX INC				300.00	908005	SMCOMMA-02-2012-KU-5	Invoice # SMCOMMA-02-2012-KU-5 for commercial audits	MAR-2012
6,918	Other	E MAX INC				1,200.00	908005	SMCOMMA-02-2012-KU-6	Invoice # SMCOMMA-02-2012-KU-6 for commercial audits	MAR-2012
6,919	Other	E MAX INC				2,400.00	908005	SMCOMMA-03-2012-KU-1	Invoice # SMCOMMA-03-2012-KU-1 for commercial audits	MAR-2012
6,920	Other	E MAX INC				2,300.00	908005	SMCOMMA-09-2011-KU	Commercial audits performed by E-Max during Aug. 2011 on invoice SMCOMMA-09-2011-KU	SEP-2011
6,921	Other	E MAX INC				2,500.00	908005	SMCOMMA-10-2011-KU	Invoice # SMCOMMA-10-2011-KU	NOV-2011
6,922	Other	E MAX INC				1,000.00	908005	SMCOMMA-11-2011-KU-2	Invoice # SMCOMMA-11-2011-KU-2 for small commercial audits performed by E-max	NOV-2011
6,923	Other	E MAX INC				900.00	908005	SMCOMMA-11-2011-KU-3	Invoice # SMCOMMA-11-2011-KU-3 for commercial audits performed in October, 2011	Dec-2011
6,924	Other	E MAX INC				1,300.00	908005	SMCOMMA-12-2011-KU	Invoice # SMCOMMA-12-2011-KU for 3 light commercial audits and 4 walk through audits	Jan-2012
6,925	Other	E MAX INC				600.00	908005	SMCOMMA-12-2011-KU-3	Invoice # SMCOMMA-12-2011-KU-3 for 2 Light Commercial programs	Jan-2012
6,926	Other	E MAX INC				1,600.00	908005	SMCOMMA-12-2011-KU-4	Invoice # SMCOMMA-12-2011-KU-4 for audits performed in December, 2011	Jan-2012
6,927	Other	EAGLE BURGMANN INDUSTRIES LP				3,450.00	512005	9024931	LABOR TO REPAIR ONE MECHANICAL SEAL, (KU# 3006724), AS PER QUOTE 61277	APR-2011
6,928	Other	EAGLE BURGMANN INDUSTRIES LP				3,950.00	512005	90025829	LABOR TO REPAIR ONE MECH SEAL, (KU#3006724)	MAY-2011
6,929	Other	EAGLE BURGMANN INDUSTRIES LP				3,950.00	512005	90028653	LABOR TO REPAIR F92432000-R ,02-HR321S1/300-G1-E1-SEALASSY-Q2Q2VMG	SEP-2011
6,930	Other	EAPDIS LLC				392.00	921902	2045	2011 EAPDIS Tech Craft Salary Survey	SEP-2011
6,931	Other	EAPDIS LLC				404.25	921902	2113	2012 EAPDIS Craft and Tech Salary Survey	Jan-2012
6,932	Other	EARLY ENVIRONMENTAL CONTRACTING LLC				4,389.79	598100	EEC6430	MATERIALS AND EQUIPMENT FOR OIL SPILL CLEANUP	APR-2011
6,933	Other	EARLY ENVIRONMENTAL CONTRACTING LLC				2,968.65	598100	EEC6430	LABOR FOR OIL SPILL CLEANUP	APR-2011
6,934	Other	EARLY ENVIRONMENTAL CONTRACTING LLC				1,950.93	598100	EEC6730	MATERIALS AND EQUIPMENT FOR OIL SPILL CLEANUP	Jun-2011
6,935	Other	EARLY ENVIRONMENTAL CONTRACTING LLC				960.00	598100	EEC6730	LABOR FOR OIL SPILL CLEANUP	Jun-2011
6,936	Other	EARLY ENVIRONMENTAL CONTRACTING LLC				502.80	583008	EEC6861	MATERIALS AND EQUIPMENT FOR OIL SPILL CLEANUP	AUG-2011
6,937	Other	EARLY ENVIRONMENTAL CONTRACTING LLC				480.00	583008	EEC6861	LABOR FOR OIL SPILL CLEANUP	AUG-2011
6,938	Other	EARLY ENVIRONMENTAL CONTRACTING LLC				960.00	583008	EEC6862	LABOR FOR OIL SPILL CLEANUP	AUG-2011
6,939	Other	EARLY ENVIRONMENTAL CONTRACTING LLC				888.00	583008	EEC6862	MATERIALS AND EQUIPMENT FOR OIL SPILL CLEANUP	AUG-2011
6,940	Other	EARLY ENVIRONMENTAL CONTRACTING LLC				1,274.55	593002	EEC7008	MATERIALS AND EQUIPMENT FOR OIL SPILL CLEANUP	SEP-2011
6,941	Other	EARLY ENVIRONMENTAL CONTRACTING LLC				375.00	593002	EEC7008	LABOR FOR OIL SPILL CLEANUP	SEP-2011
6,942	Other	EARTHWELL ENERGY MANAGEMENT INC				44,450.00	908005	LGCOMMA-03-2011-KU	Commercial Energy Audits	APR-2011
6,943	Other	EARTHWELL ENERGY MANAGEMENT INC				53,695.00	908005	LGCOMMA-04-2011-KU	Commercial Energy Audits	MAY-2011
6,944	Other	EARTHWELL ENERGY MANAGEMENT INC				33,050.00	908005	LGCOMMA-05-2011-KU	Commercial Energy Audits	Jun-2011
6,945	Other	EARTHWELL ENERGY MANAGEMENT INC				26,720.00	908005	LGCOMMA-06-2011-KU	Commercial Energy Audits	JUL-2011
6,946	Other	EARTHWELL ENERGY MANAGEMENT INC				20,470.00	908005	LGCOMMA-07-2011-KU	Commercial Energy Audits	AUG-2011
6,947	Other	EARTHWELL ENERGY MANAGEMENT INC				(35,955.00)	908005	Reverses *J703-0110-0311 Adjustment USD	Earthwell	APR-2011
6,948	Other	EAST & WESTBROOK CONSTRUCTION CO INC				2,280.00	595100	25530	Prepare and paint Warsaw Elementary School transformer	AUG-2011
6,949	Other	EAST KENTUCKY POWER COOPERATIVE INC				87.00	571100	1450	pay invoice 001450	Feb-2012
6,950	Other	EAST KENTUCKY POWER COOPERATIVE INC				1,643.08	571100	1567	pay invoice 001567	Feb-2012
6,951	Other	EAST KENTUCKY POWER COOPERATIVE INC				1,866.56	571100	1843	pay invoice 001843	Feb-2012
6,952	Other	EATON CORP				3,075.00	513100	33853544	EVALUATE/ REPAIR 2300 V BREAKER S/N 0409	OCT-2011
6,953	Other	EATON CORP				2,884.00	513100	33853544	EVALUATE/ REPAIR 2300 V BREAKER S/N 0409	OCT-2011
6,954	Other	ECI				21,893.00	593004	J703-0110-0312 Adjustment USD	ECI	MAR-2012
6,955	Other	ECI				(26,321.00)	593004	Reverses *J703-0110-0311 Adjustment USD	ECI	APR-2011
6,956	Other	ECO SERVICES LLC				9,547.20	923100	11003	BARLOW STOREROOM - ELECTRICAL REPAIRS AND LIGHTING REPLACEMENT (QUOTE 11003)	APR-2011
6,957	Other	ECO SERVICES LLC				4,492.80	923100	11003	BARLOW STOREROOM - ELECTRICAL REPAIRS AND LIGHTING REPLACEMENT (QUOTE 11003)	APR-2011
6,958	Other	ECO SERVICES LLC				1,566.50	513100	11030	INSTALL OUTLETS IN THE DOCUMENT ROOM ADJACENT TO THE BREAK ROOM AT UNIT 3	MAY-2011
6,959	Other	ECO SERVICES LLC				497.86	513100	11030	INSTALL OUTLETS IN THE DOCUMENT ROOM ADJACENT TO THE BREAK ROOM AT UNIT 3	MAY-2011
6,960	Other	ECO SERVICES LLC				808.00	921003	11044	Pay invoice for work completed Dix Dam	AUG-2011
6,961	Other	ECO SERVICES LLC				1,409.26	921003	11047	Paying invoice, work as already been completed	Jun-2011
6,962	Other	ECO SERVICES LLC				1,245.00	511100	11049	Labor necessary to repair Matrix equipment/replace equipment due to lightning strike	Jun-2011

KENTUCKY UTILITIES COMPANY
Case No. 2012- 00221
Analysis of Professional Services Expenses For the Test Year

(A)	(B)	(C)	(D)	(E)	(F)	(G)	(H)	(I)		
Line No.	Type	Vendor	Rate Case	Audit	Other	Total	Account	Invoice	Description	Period
6,963	Other	ECO SERVICES LLC				937.77	511100	11049	Parts/materials necessary to repair Matrix equipment/replace equipment due to lightning strike	Jun-2011
6,964	Other	ECO SERVICES LLC				65.00	511100	11049	Truck/tool charge necessary to repair Matrix equipment/replace equipment due to lightning strike	Jun-2011
6,965	Other	ECO SERVICES LLC				4,951.60	921004	11065	ECO SERVICES-DANVILLE BO - WATER DAMAGE RESPONSE FOR CONDENSATE DRAIN LEAK - REPAIR WATER DAMAGE (REQUESTED DUE TO WATER LEAK DAMAGE) AS PER INV 11065	AUG-2011
6,966	Other	ECO SERVICES LLC				849.38	921004	11071	ECO SERVICES-DANVILLE BO - PROVIDE AND INSTALL EXIT AND EMERGENCY LIGHTING AS PER INV 11071	AUG-2011
6,967	Other	ECO SERVICES LLC				1,846.04	921003	11072	Pay invoice for work completed at Morganfield	AUG-2011
6,968	Other	ECO SERVICES LLC				1,852.90	935403	11077	ECO SERVICES - DANVILLE OFFICE - REPAIR/REPLACED STAIRWELL LIGHTING. INVOICE #11077	AUG-2011
6,969	Other	ECO SERVICES LLC				986.74	921003	11078	Paying invoice work completed on call box	OCT-2011
6,970	Other	ECO SERVICES LLC				21,876.00	921004	11081	ECO SERVICES-MAYSVILLE STOREROOM RETAINING WALL- LABOR MATERIALS AND EQUIP REQUIRED TO REMOVE AND REPLACE THE EXISTING, DETERIORATING RETAINING WALL AS PER QUOTE 11081(THIS IS A NOT TO EXCEED AMOUNT)	NOV-2011
6,971	Other	ECO SERVICES LLC				16,900.00	921004	11081	ECO SERVICES-MAYSVILLE STOREROOM RETAINING WALL- LABOR MATERIALS AND EQUIP REQUIRED TO REMOVE AND REPLACE THE EXISTING, DETERIORATING RETAINING WALL AS PER QUOTE 11081(THIS IS A NOT TO EXCEED AMOUNT)	NOV-2011
6,972	Other	ECO SERVICES LLC				750.90	921003	11086	worked on door at Maysville CS	Dec-2011
6,973	Other	ECO SERVICES LLC				1,346.85	921003	11089	Richmond CS camera's	Dec-2011
6,974	Other	ECO SERVICES LLC				2,811.65	583001	11096	LONDON STOREROOM - BIRD CONTAMINATION REMOVAL AS PER INV 11096 DATED 11/16/2011	NOV-2011
6,975	Other	ECO SERVICES LLC				2,493.35	583001	11096	LONDON STOREROOM - BIRD CONTAMINATION REMOVAL AS PER INV 11096 DATED 11/16/2011	NOV-2011
6,976	Other	ECO SERVICES LLC				925.00	921004	11097	ECO SERVICES-LABOR REQUIRED TO MAKE REPAIRS TO MATRIX SYSTEM FIRE ALARM AT ONE QUALITY BLDG - INV 11097 DATED 12/7/2011	Feb-2012
6,977	Other	ECO SERVICES LLC				741.75	921004	11099	ECO SERVICES-LABOR REQUIRED TO MAKE REPAIRS TO MATRIX SYSTEM FIRE ALARM AT PINEVILLE- INV 11099 DATED 12/7/2011	Feb-2012
6,978	Other	ECO SERVICES LLC				489.60	921003	11100	ECO SERVICES-LABOR REQUIRED TROUBLESHOOT AND MAKE REPAIRS TO OFFLINE SECURITY SYSTEM DURING BACKUP OPERATIONS AT THE LGE CENTER - INV 11100 DATED 12/5/2011	Feb-2012
6,979	Other	ECO SERVICES LLC				472.50	921004	11102	ECO SERVICES-LGE CTR- 6TH FL DRYWALL REPAIR INV 11102 DATED 12/7/2011	Dec-2011
6,980	Other	ECO SERVICES LLC				2,125.00	921003	11104	ECO SERVICES - LABOR, TURCK TOOLS AND TRAVEL EXPENSES TO INSTALL SECURITY / MOTION SENSORS AT THE RICHMOND STOREROOM AS PER INV #11104 DATED 12/15/2011	Feb-2012
6,981	Other	ECO SERVICES LLC				553.50	923900	12003	ECO SERV- SIMPSONVILLE - PARKING LOT LIGHTING REPAIR - INV #12003 DATED 1/18/2012	Feb-2012
6,982	Other	ECO SERVICES LLC				397.80	935402	12006	ECO SERVICES - DAWSON SPRINGS, EARLINGTON WEST TECH, EARLINGTON B.O. - ROOF REPAIRS. INVOICE 12006	Feb-2012
6,983	Other	ECO SERVICES LLC				386.10	935403	12006	ECO SERVICES - DAWSON SPRINGS, EARLINGTON WEST TECH, EARLINGTON B.O. - ROOF REPAIRS. INVOICE 12006	Feb-2012
6,984	Other	ECO SERVICES LLC				386.10	935403	12006	ECO SERVICES - DAWSON SPRINGS, EARLINGTON WEST TECH, EARLINGTON B.O. - ROOF REPAIRS. INVOICE 12006	Feb-2012
6,985	Other	ECO SERVICES LLC				2,241.00	921004	12009	ECO SERVICES-LABOR TO INSTALL EMERGENCY LIGHTING @ MT. STERLING BUSINESS OFFICE	MAR-2012
6,986	Other	ECO SERVICES LLC				317.00	921004	12009	ECO SERVICES-SERVICE TRUCK, TRAVEL AND TOOLS REQUIRED TO INSTALL EMERGENCY LIGHTING @ MT. STERLING BUSINESS OFFICE	MAR-2012
6,987	Other	ECO SERVICES LLC				2,945.77	588100	12010	ECO SERVICES - EARLINGTON OFFICE. REPAIRS TO KU SIGN. INVOICE #12010	Feb-2012
6,988	Other	ECO SERVICES LLC				657.00	935403	12016	ECO SERVICES - E-TOWN OFFICE - INSTALL (2) NEW DEDICATED TELECOM CKTS. INVOICE #12016	MAR-2012
6,989	Other	ECO SERVICES LLC				4,348.00	935403	12017	ECO SERVICES - SOMERSET OFFICE - DEMO EXISTING ELEC PANEL/INSTALL NEW PANEL. INVOICE 12017	MAR-2012
6,990	Other	ECO SERVICES LLC				1,378.00	921003	12018	Pay invoice for Pineville RCM replacement	MAR-2012
6,991	Other	ECO SERVICES LLC				1,478.79	921003	12021	Pay invoice for Greenville center for maglocks	MAR-2012

KENTUCKY UTILITIES COMPANY
Case No. 2012- 00221
Analysis of Professional Services Expenses For the Test Year

(A)	(B)	(C)	(D)	(E)	(F)	(G)	(H)	(I)		
Line No.	Type	Vendor	Rate Case	Audit	Other	Total	Account	Invoice	Description	Period
6,992	Other	ECO SERVICES LLC				3,950.77	923100	101473	ECO SERVICES - MIDWAY OP CTR MANUAL TRF SW - LABOR TO REMOVE ROCK INV 10147-3 DATED 12/7/2011	Dec-2011
6,993	Other	ECO SERVICES LLC				2,889.51	921003	101741	Changing MS-Gs around the state	APR-2011
6,994	Other	ECO SERVICES LLC				3,438.44	921003	101743	Eco Electric changing out MS-Gs around the state	AUG-2011
6,995	Other	ECO SERVICES LLC				810.53	921004	110623	ECO SERVICES-LGEB FLOOD DAMAGE - INV 11062_3 DATED 6/29/2011	JUL-2011
6,996	Other	ECO SERVICES LLC				2,309.54	921004	110624	ECO SERVICES-LGEB FLOOD DAMAGE - INV 11062_4 DATED 6/30/2011	JUL-2011
6,997	Other	ECO SERVICES LLC				4,095.00	921004	110651	ECO SERVICES-DANVILLE BO - PROVIDE AND INSTALL NEW BROP CEILING & LIGHT FIXTERS (REQUESTED DUE TO WATER LEAK DAMAGE) AS PER INV 11065_1	AUG-2011
6,998	Other	ECO SERVICES LLC				2,730.00	921004	110651	ECO SERVICES-DANVILLE BO - PROVIDE AND INSTALL NEW BROP CEILING & LIGHT FIXTERS (REQUESTED DUE TO WATER LEAK DAMAGE) AS PER INV 11065_1	AUG-2011
6,999	Other	ECO SERVICES LLC				975.00	921003	111051	ECO SERVICES - LABOR TO REMOVE POWER FOR OFFICE FURNITURE IN ORDER TO RELOCATE TO STORAGE (INV 11105_1) DATED 12/15/2011	Feb-2012
7,000	Other	ECO SERVICES LLC				692.00	935402	120111	ECO SERVICES-RICHMOND GARAGE- LABOR TO INSTALL 60 LF OF 6" GUTTER WITH TWO DOWNSPOUTS & SPLASH BLOCKS AS PER INV 12011_1 DATED 2/23/2011	MAR-2012
7,001	Other	ECO SERVICES LLC				3,657.00	921004	120078234	ECO SERVICE -LABOR TO REPAIR DOOR, GATE, REMOVE VIDEO EQUIP AND MISC REPAIRS - MORGANFIELD (INV #12007_8234	Feb-2012
7,002	Other	ECO SERVICES LLC				3,657.00	921004	120078234	ECO SERVICE -LABOR TO REPAIR DOOR, GATE, REMOVE VIDEO EQUIP AND MISC REPAIRS - MORGANFIELD (INV #12007_8234	Feb-2012
7,003	Other	ECO SERVICES LLC				1,459.00	935402	11064F	ECO SERVICES - RICHMOND STOREROOM - PROVIDE AND INSTALL CHAIN LINK FENCE. INVOICE #11064F	Feb-2012
7,004	Other	ECO SERVICES LLC				(2,000.00)	513100		Reverses *J701-0110-0311 Adjustment USD	
7,005	Other	ECT SERVICES				3,497.58	921004	27989	ECO SERVICES LLC	APR-2011
7,006	Other	ECT SERVICES				1,069.74	921004	105758	ECT SERVICES- SIMPSONVILLE CONTROLS / PM AS PER INV 27989	Jun-2011
7,007	Other	EDUMEDICS LLC				2,210.00	923900	9111LGE	ECT SERVICES - SIMPSONVILLE, OA SENSOR RELOCATION AS PER INV #105758 DATED 7/26/2011 - ON CPA #53007	AUG-2011
7,008	Other	EDUMEDICS LLC				2,167.50	923900	J704-0020-0312 Adjustment USD	Edumedics Inv. #9111LGE dated 9/1/11 for analysis of health claims data for company wellness initiative.	SEP-2011
7,009	Other	EKATO CORP				1,000.00	512005	0011659IN	Edumedics inv #062711LGE dated 6/27/11 for analysis of health claims data for company wellness initiative.	JUL-2011
7,010	Other	EKATO CORP				2,110.00	512005	0011663IN	LABOR TO REPAIR TWO MECH SEALS	MAY-2011
7,011	Other	EKATO CORP				4,179.27	512005	0011720IN	TFA FOR SERVICE ON 0-2 ABSORBER AGITATOR	Jun-2011
7,012	Other	EKATO CORP				6,435.83	512005	0011807IN	06/02/11 SERVICE CALL	Jun-2011
7,013	Other	EKATO CORP				(700.00)	512005	0011807IN	TWO DAYS OF MAINTENANCE TRAINING FOR EKATO EQUIPMENT AT BROWN STATION (T/M ALLOWANCE)	JUL-2011
7,014	Other	EKATO CORP				8,995.00	512005	0011847IN	INVOICE 0011807IN	JUL-2011
7,015	Other	EKATO CORP				4,675.00	512005	0012229IN	LABOR TO REPAIR SHAFT	JUL-2011
7,016	Other	EKATO CORP				7,945.79	512055	0012471IN	LABOR TO REPAIR ONE FLENDER B3SV07 REDUCER, S/N-4270851-0040-007	Dec-2011
7,017	Other	EKATO CORP				16,825.00	512055	0012500IN	TFA FOR 0-7 ABSORBER AGITATOR	Feb-2012
7,018	Other	EKATO CORP				4,000.00	512055	J701-0110-0312 Adjustment USD	SCOPE OF REPAIR FOR MECHANICAL SEAL IN EKATO QUOTE 121029	Feb-2012
7,019	Other	ELECTRIC TECHNOLOGIES INC				1,161.30	570100	7159	EKATO CORP	MAR-2012
7,020	Other	ELECTRIC TECHNOLOGIES INC				848.39	573100	7159	Invoice 7159	MAY-2011
7,021	Other	ELECTRIC TECHNOLOGIES INC				615.75	570100	7159	Invoice 7159	MAY-2011
7,022	Other	ELECTRIC TECHNOLOGIES INC				14,236.84	562100	7160	Invoice 7160	MAY-2011
7,023	Other	ELECTRIC TECHNOLOGIES INC				4,682.47	562100	7182	Inv 7182	MAY-2011
7,024	Other	ELECTRIC TECHNOLOGIES INC				3,051.01	562100	7189	Inv 7189	MAY-2011
7,025	Other	ELECTRIC TECHNOLOGIES INC				2,915.07	562100	7189	Inv 7189	MAY-2011
7,026	Other	ELECTRIC TECHNOLOGIES INC				2,901.08	562100	7189	Inv 7189	MAY-2011
7,027	Other	ELECTRIC TECHNOLOGIES INC				57.00	593002	7216	Contract labor and equipment - oil sample	MAY-2011
7,028	Other	ELECTRIC TECHNOLOGIES INC				5,863.15	562100	7225	Inv 7225	MAY-2011
7,029	Other	ELECTRIC TECHNOLOGIES INC				4,678.65	562100	7225	Inv 7225	MAY-2011
7,030	Other	ELECTRIC TECHNOLOGIES INC				2,066.24	570100	7225	Inv 7225	MAY-2011
7,031	Other	ELECTRIC TECHNOLOGIES INC				16,327.00	513100	7240	LABOR TO PERFORM TESTING ON TRANSFORMERS, CLEAN AND TEST ISO BUSS AND REPLACE TRANSFORMER PUMP	APR-2011
7,032	Other	ELECTRIC TECHNOLOGIES INC				3,464.03	513100	7240	EQUIPMENT/MATERIALS TO PERFORM TESTING ON TRANSFORMERS, CLEAN AND TEST ISO BUSS AND REPLACE TRANSFORMER PUMP	APR-2011
7,033	Other	ELECTRIC TECHNOLOGIES INC				5,131.30	562100	7249	Inv 7249	MAY-2011
7,034	Other	ELECTRIC TECHNOLOGIES INC				2,668.80	562100	7249	Inv 7249	MAY-2011

KENTUCKY UTILITIES COMPANY
Case No. 2012- 00221
Analysis of Professional Services Expenses For the Test Year

(A)	(B)	(C)	(D)	(E)	(F)	(G)	(H)	(I)		
Line No.	Type	Vendor	Rate Case	Audit	Other	Total	Account	Invoice	Description	Period
7,035	Other	ELECTRIC TECHNOLOGIES INC				7,734.09	562100	7259	Inv 7259	AUG-2011
7,036	Other	ELECTRIC TECHNOLOGIES INC				4,907.32	562100	7259	Inv 7259	AUG-2011
7,037	Other	ELECTRIC TECHNOLOGIES INC				1,549.68	570100	7259	Inv 7259	AUG-2011
7,038	Other	ELECTRIC TECHNOLOGIES INC				5,232.31	562100	7260	inv 7260	AUG-2011
7,039	Other	ELECTRIC TECHNOLOGIES INC				3,597.95	562100	7260	inv 7260	AUG-2011
7,040	Other	ELECTRIC TECHNOLOGIES INC				2,734.99	562100	7260	inv 7260	AUG-2011
7,041	Other	ELECTRIC TECHNOLOGIES INC				2,627.93	562100	7260	inv 7260	AUG-2011
7,042	Other	ELECTRIC TECHNOLOGIES INC				57.00	573100	7267	Inv 7267	AUG-2011
7,043	Other	ELECTRIC TECHNOLOGIES INC				10,095.00	513100	7295	Preform testing on U-4 Main Aux. & Res. Aux. Transformers	Jun-2011
7,044	Other	ELECTRIC TECHNOLOGIES INC				57.00	573100	7302	Inv 7302	AUG-2011
7,045	Other	ELECTRIC TECHNOLOGIES INC				5,609.52	562100	7310	Inv 7310	AUG-2011
7,046	Other	ELECTRIC TECHNOLOGIES INC				2,919.19	562100	7310	Inv 7310	AUG-2011
7,047	Other	ELECTRIC TECHNOLOGIES INC				2,436.63	562100	7310	Inv 7310	AUG-2011
7,048	Other	ELECTRIC TECHNOLOGIES INC				3,892.74	562100	7311	inv 7311	AUG-2011
7,049	Other	ELECTRIC TECHNOLOGIES INC				2,583.16	562100	7311	inv 7311	AUG-2011
7,050	Other	ELECTRIC TECHNOLOGIES INC				289.80	570100	7312	inv 7312	AUG-2011
7,051	Other	ELECTRIC TECHNOLOGIES INC				289.80	570100	7312	inv 7312	AUG-2011
7,052	Other	ELECTRIC TECHNOLOGIES INC				43.00	573100	7319	inv 7319	AUG-2011
7,053	Other	ELECTRIC TECHNOLOGIES INC				371.20	582100	7323	inv 7323	AUG-2011
7,054	Other	ELECTRIC TECHNOLOGIES INC				185.60	570100	7323	inv 7323	AUG-2011
7,055	Other	ELECTRIC TECHNOLOGIES INC				46.40	588100	7323	inv 7323	AUG-2011
7,056	Other	ELECTRIC TECHNOLOGIES INC				7,305.08	573100	7324	Inv 7324	AUG-2011
7,057	Other	ELECTRIC TECHNOLOGIES INC				3,887.70	562100	7338	inv 7338	AUG-2011
7,058	Other	ELECTRIC TECHNOLOGIES INC				1,631.46	562100	7338	inv 7338	AUG-2011
7,059	Other	ELECTRIC TECHNOLOGIES INC				1,087.64	570100	7338	inv 7338	AUG-2011
7,060	Other	ELECTRIC TECHNOLOGIES INC				724.22	592100	7341	inv 7341	AUG-2011
7,061	Other	ELECTRIC TECHNOLOGIES INC				413.84	582100	7341	inv 7341	AUG-2011
7,062	Other	ELECTRIC TECHNOLOGIES INC				362.11	582100	7341	inv 7341	AUG-2011
7,063	Other	ELECTRIC TECHNOLOGIES INC				232.79	582100	7341	inv 7341	AUG-2011
7,064	Other	ELECTRIC TECHNOLOGIES INC				181.06	582100	7341	inv 7341	AUG-2011
7,065	Other	ELECTRIC TECHNOLOGIES INC				103.46	582100	7341	inv 7341	AUG-2011
7,066	Other	ELECTRIC TECHNOLOGIES INC				51.73	588100	7341	inv 7341	AUG-2011
7,067	Other	ELECTRIC TECHNOLOGIES INC				5,867.75	573100	7345	inv 7345	AUG-2011
7,068	Other	ELECTRIC TECHNOLOGIES INC				2,323.45	570100	7385	inv 7385	AUG-2011
7,069	Other	ELECTRIC TECHNOLOGIES INC				57.00	595100	7396	PCB analysis	AUG-2011
7,070	Other	ELECTRIC TECHNOLOGIES INC				465.57	592100	7403	inv 7403	AUG-2011
7,071	Other	ELECTRIC TECHNOLOGIES INC				413.84	582100	7403	inv 7403	AUG-2011
7,072	Other	ELECTRIC TECHNOLOGIES INC				258.65	592100	7403	inv 7403	AUG-2011
7,073	Other	ELECTRIC TECHNOLOGIES INC				155.19	570100	7403	inv 7403	AUG-2011
7,074	Other	ELECTRIC TECHNOLOGIES INC				4,296.86	570100	7407	inv 7407	AUG-2011
7,075	Other	ELECTRIC TECHNOLOGIES INC				3,035.40	562100	7407	inv 7407	AUG-2011
7,076	Other	ELECTRIC TECHNOLOGIES INC				1,066.32	562100	7407	inv 7407	AUG-2011
7,077	Other	ELECTRIC TECHNOLOGIES INC				799.74	562100	7407	inv 7407	AUG-2011
7,078	Other	ELECTRIC TECHNOLOGIES INC				155.19	570100	7407	inv 7407	AUG-2011
7,079	Other	ELECTRIC TECHNOLOGIES INC				155.19	582100	7407	inv 7407	AUG-2011
7,080	Other	ELECTRIC TECHNOLOGIES INC				129.33	592100	7407	inv 7407	AUG-2011
7,081	Other	ELECTRIC TECHNOLOGIES INC				51.73	588100	7407	inv 7407	AUG-2011
7,082	Other	ELECTRIC TECHNOLOGIES INC				1,549.68	562100	7452	inv 7452	AUG-2011
7,083	Other	ELECTRIC TECHNOLOGIES INC				206.92	592100	7452	inv 7452	AUG-2011
7,084	Other	ELECTRIC TECHNOLOGIES INC				155.19	582100	7452	inv 7452	AUG-2011
7,085	Other	ELECTRIC TECHNOLOGIES INC				155.19	592100	7452	inv 7452	AUG-2011
7,086	Other	ELECTRIC TECHNOLOGIES INC				465.57	570100	7456	inv 7456	AUG-2011
7,087	Other	ELECTRIC TECHNOLOGIES INC				413.84	570100	7456	inv 7456	AUG-2011
7,088	Other	ELECTRIC TECHNOLOGIES INC				375.15	573100	7456	inv 7456	AUG-2011
7,089	Other	ELECTRIC TECHNOLOGIES INC				50.00	593001	7495	Contract labor and equipment	AUG-2011
7,090	Other	ELECTRIC TECHNOLOGIES INC				3,975.97	582100	7515	Infrared surveys distribution	SEP-2011
7,091	Other	ELECTRIC TECHNOLOGIES INC				1,745.83	570100	7516	Infrared transmission	SEP-2011
7,092	Other	ELECTRIC TECHNOLOGIES INC				196.08	582100	7516	Infrared transmission	SEP-2011
7,093	Other	ELECTRIC TECHNOLOGIES INC				7,267.29	570100	7524	Inv 7524	SEP-2011
7,094	Other	ELECTRIC TECHNOLOGIES INC				1,277.43	573100	7524	Inv 7524	SEP-2011

KENTUCKY UTILITIES COMPANY
Case No. 2012- 00221
Analysis of Professional Services Expenses For the Test Year

(A)	(B)	(C)	(D)	(E)	(F)	(G)	(H)	(I)		
Line No.	Type	Vendor	Rate Case	Audit	Other	Total	Account	Invoice	Description	Period
7,095	Other	ELECTRIC TECHNOLOGIES INC				742.40	582100	7524	Inv 7524	SEP-2011
7,096	Other	ELECTRIC TECHNOLOGIES INC				371.20	582100	7524	Inv 7524	SEP-2011
7,097	Other	ELECTRIC TECHNOLOGIES INC				7,604.72	562100	7558	Inv 7558	NOV-2011
7,098	Other	ELECTRIC TECHNOLOGIES INC				4,384.97	562100	7558	Inv 7558	NOV-2011
7,099	Other	ELECTRIC TECHNOLOGIES INC				4,266.67	562100	7558	Inv 7558	NOV-2011
7,100	Other	ELECTRIC TECHNOLOGIES INC				1,086.34	592100	7558	Inv 7558	NOV-2011
7,101	Other	ELECTRIC TECHNOLOGIES INC				300.00	582100	7558	Inv 7558	NOV-2011
7,102	Other	ELECTRIC TECHNOLOGIES INC				155.19	570100	7558	Inv 7558	NOV-2011
7,103	Other	ELECTRIC TECHNOLOGIES INC				87.00	592100	7559	Inv 7559	NOV-2011
7,104	Other	ELECTRIC TECHNOLOGIES INC				6,520.90	562100	7561	Inv 7561	NOV-2011
7,105	Other	ELECTRIC TECHNOLOGIES INC				6,013.50	562100	7561	Inv 7561	NOV-2011
7,106	Other	ELECTRIC TECHNOLOGIES INC				4,519.86	562100	7561	Inv 7561	NOV-2011
7,107	Other	ELECTRIC TECHNOLOGIES INC				2,747.33	562100	7561	Inv 7561	NOV-2011
7,108	Other	ELECTRIC TECHNOLOGIES INC				1,903.37	562100	7561	Inv 7561	NOV-2011
7,109	Other	ELECTRIC TECHNOLOGIES INC				1,820.26	562100	7561	Inv 7561	NOV-2011
7,110	Other	ELECTRIC TECHNOLOGIES INC				1,572.78	570100	7561	Inv 7561	NOV-2011
7,111	Other	ELECTRIC TECHNOLOGIES INC				5,257.34	562100	7580	Inv 7580	NOV-2011
7,112	Other	ELECTRIC TECHNOLOGIES INC				4,572.53	562100	7580	Inv 7580	NOV-2011
7,113	Other	ELECTRIC TECHNOLOGIES INC				4,028.71	562100	7580	Inv 7580	NOV-2011
7,114	Other	ELECTRIC TECHNOLOGIES INC				9,063.69	570100	7598	Inv 7598	NOV-2011
7,115	Other	ELECTRIC TECHNOLOGIES INC				4,916.97	562100	7598	Inv 7598	NOV-2011
7,116	Other	ELECTRIC TECHNOLOGIES INC				4,200.34	562100	7598	Inv 7598	NOV-2011
7,117	Other	ELECTRIC TECHNOLOGIES INC				3,951.42	562100	7598	Inv 7598	NOV-2011
7,118	Other	ELECTRIC TECHNOLOGIES INC				1,838.89	570100	7598	Inv 7598	NOV-2011
7,119	Other	ELECTRIC TECHNOLOGIES INC				4,082.17	562100	7610	Inv 7610	NOV-2011
7,120	Other	ELECTRIC TECHNOLOGIES INC				4,006.80	562100	7610	Inv 7610	NOV-2011
7,121	Other	ELECTRIC TECHNOLOGIES INC				3,572.79	562100	7610	Inv 7610	NOV-2011
7,122	Other	ELECTRIC TECHNOLOGIES INC				3,436.46	562100	7610	Inv 7610	NOV-2011
7,123	Other	ELECTRIC TECHNOLOGIES INC				4,351.28	562100	7611	Inv 7611	NOV-2011
7,124	Other	ELECTRIC TECHNOLOGIES INC				4,299.86	562100	7611	Inv 7611	NOV-2011
7,125	Other	ELECTRIC TECHNOLOGIES INC				73.00	570100	7653	Inv 7653 DGA	Dec-2011
7,126	Other	ELECTRIC TECHNOLOGIES INC				6,473.85	562100	7654	inv 7654	Dec-2011
7,127	Other	ELECTRIC TECHNOLOGIES INC				4,035.61	573100	7654	inv 7654	Dec-2011
7,128	Other	ELECTRIC TECHNOLOGIES INC				3,348.92	570100	7654	inv 7654	Dec-2011
7,129	Other	ELECTRIC TECHNOLOGIES INC				2,805.10	562100	7654	inv 7654	Dec-2011
7,130	Other	ELECTRIC TECHNOLOGIES INC				1,211.52	573100	7654	inv 7654	Dec-2011
7,131	Other	ELECTRIC TECHNOLOGIES INC				4,677.27	573100	7659	Inv 7659	Dec-2011
7,132	Other	ELECTRIC TECHNOLOGIES INC				4,484.48	573100	7662	7662	Dec-2011
7,133	Other	ELECTRIC TECHNOLOGIES INC				2,582.80	562100	7687	11/30 & 12/1	Dec-2011
7,134	Other	ELECTRIC TECHNOLOGIES INC				1,681.68	573100	7687	11/30 & 12/1	Dec-2011
7,135	Other	ELECTRIC TECHNOLOGIES INC				279.25	593002	7725	Contract labor and equipment	Feb-2012
7,136	Other	ELECTRICAL CONSTRUCTION MGMT INC				573.54	921903	6372	Install 10 ton of channel liner; install 3/4 of the load on the left side of the access road as you come into the site; install the other 1/4 of the rock on the right side; clean up rock on main road.	AUG-2011
7,137	Other	ELECTRICAL CONSTRUCTION MGMT INC				469.30	921903	6534	Ballardsville: Modify AC breaker box to prevent temp generator from backfeeding into electric grid. Safety.	NOV-2011
7,138	Other	Elliot				(25,314.51)	571100	Reverses *J702-0110-0311 Adjustment USD	Manual Accrual-ELLIOT	APR-2011
7,139	Other	E-Max				14,000.00	908005	J703-0110-0312 Adjustment USD	E-Max	MAR-2012
7,140	Other	EMERSON NETWORK POWER LIEBERT SRVCS INC				7,173.90	921004	MI3762882	EMERSON NETWORK POWER-MAINTENANCE / SERVICE OF LIEBERT EQUIPMENT AS PER SCOPE OF WORK WITH SPECIFIC COVERAGE INFO. STATED ON QUOTE #Q-01602035-01. COVERAGE DATES ARE FROM 7/7/11-7/6/12 SITE ID 73629,KU UTILITIES,1450 DIX RD,BURGIN,KY 40310	AUG-2011
7,141	Other	EMERSON NETWORK POWER LIEBERT SRVCS INC				31,467.28	923900	MI3815902	EMERSON - AS PER QUOTE Q01679729-01 - SERVICE OF LIEBERT EQUIPMENT AT THE KU TRANSMISSION / DATA CTR-INCL-GUARANTEED 4-HR RESPONSE 24 HRS/DAY/7 DAYS/WEEK;EMERGENCY SERVICE (LABOR & TRAVEL;PARTS COVERAGE;PREVENTIVE MAINT. ETC.	NOV-2011
7,142	Other	EMERSON NETWORK POWER LIEBERT SRVCS INC				703.80	921004	SI3863967	LABOR TO REPLACE BATTERIES DURING NORMAL BUSINESS HOURS AT KU DIX DAM FACILITY, TAG 1211861, UPS12-100MR, JARS-30,CABINET QTY -1 (INCLUDED ONE BATTERY CABLE KIT) QUOTE Q01560616-10	MAR-2012
7,143	Other	EMERSON PROCESS MANAGEMENT LLLP				2,435.00	514100	30182985	SUPPORT-2302, 1 YEAR SUPPORT AGREEMENT FOR CSI MODEL 2130	Jun-2011

KENTUCKY UTILITIES COMPANY
Case No. 2012- 00221
Analysis of Professional Services Expenses For the Test Year

(A)	(B)	(C)	(D)	(E)	(F)	(G)	(H)	(I)		
Line No.	Type	Vendor	Rate Case	Audit	Other	Total	Account	Invoice	Description	Period
7,144	Other	EMERSON PROCESS MANAGEMENT LLLP				1,079.00	514100	30182985	REACTIVATION FEE FOR SUPPORT AGREEMENTS	Jun-2011
7,145	Other	EMERSON PROCESS MANAGEMENT LLLP				970.00	514100	30182985	SUPPORT-82, 1 YEAR SUPPORT FOR CSI MODEL 82XX LASER HEADS	Jun-2011
7,146	Other	EMERSON PROCESS MANAGEMENT LLLP				314.07	514100	30182985	TENNESSE TAX	Jun-2011
7,147	Other	EMERSON PROCESS MANAGEMENT LLLP				0.90	514100	30182985	TENNESSEE TAX	Jun-2011
7,148	Other	EMERSON PROCESS MANAGEMENT LLLP				1,010.00	514100	30210500	SUPPORT-82 CSI 82XX LASER HEADS HARDWARE SUPPORT	Feb-2012
7,149	Other	EMERSON PROCESS MGT PWR AND WTR SOLUTIONS INC				4,762.93	512100	9033546	LABOR TO UPGRADE THE EXISTING OVATION OPH COMPUTER ON UNIT 3	APR-2011
7,150	Other	EMERSON PROCESS MGT PWR AND WTR SOLUTIONS INC				11,336.57	512100	9034392	SURESERVICE (MC301) MANAGED MAINTENANCE PROGRAM ON GHENT DCS (YEAR 1)	Jun-2011
7,151	Other	EMERSON PROCESS MGT PWR AND WTR SOLUTIONS INC				1,013.22	512100	9034392	SURESERVICE (MC301) MANAGED MAINTENANCE PROGRAM ON GHENT DCS (YEAR 2)	Jun-2011
7,152	Other	EMERSON PROCESS MGT PWR AND WTR SOLUTIONS INC				1,013.22	512100	9034392	SURESERVICE (MC301) MANAGED MAINTENANCE PROGRAM ON GHENT DCS (YEAR 2)	Jun-2011
7,153	Other	EMERSON PROCESS MGT PWR AND WTR SOLUTIONS INC				1,013.22	512100	9034392	SURESERVICE (MC301) MANAGED MAINTENANCE PROGRAM ON GHENT DCS (YEAR 2)	Jun-2011
7,154	Other	EMERSON PROCESS MGT PWR AND WTR SOLUTIONS INC				12,589.58	512100	9036087	FIELD ENGINEER FOR UNIT 4 DCS	NOV-2011
7,155	Other	EMERSON PROCESS MGT PWR AND WTR SOLUTIONS INC				94,811.78	512100	9036529	SURESERVICE (MC301) MANAGED MAINTENANCE PROGRAM ON GHENT DCS (YEAR 2)	NOV-2011
7,156	Other	EMERSON PROCESS MGT PWR AND WTR SOLUTIONS INC				94,811.78	512100	9036529	SURESERVICE (MC301) MANAGED MAINTENANCE PROGRAM ON GHENT DCS (YEAR 2)	NOV-2011
7,157	Other	EMERSON PROCESS MGT PWR AND WTR SOLUTIONS INC				94,811.78	512100	9036529	SURESERVICE (MC301) MANAGED MAINTENANCE PROGRAM ON GHENT DCS (YEAR 2)	NOV-2011
7,158	Other	EMERSON PROCESS MGT PWR AND WTR SOLUTIONS INC				1,029.78	512100	9036529	SURESERVICE (MC301) MANAGED MAINTENANCE PROGRAM ON GHENT DCS (YEAR 3)	NOV-2011
7,159	Other	EMERSON PROCESS MGT PWR AND WTR SOLUTIONS INC				1,029.77	512100	9036529	SURESERVICE (MC301) MANAGED MAINTENANCE PROGRAM ON GHENT DCS (YEAR 3)	NOV-2011
7,160	Other	EMERSON PROCESS MGT PWR AND WTR SOLUTIONS INC				1,029.77	512100	9036529	SURESERVICE (MC301) MANAGED MAINTENANCE PROGRAM ON GHENT DCS (YEAR 3)	NOV-2011
7,161	Other	EN ENGINEERING LLC				3,000.00	553100	29502	DEVELOP MAINTENANCE PLAN	Jun-2011
7,162	Other	ENCHOICE INC				11,947.20	935488	121026	Contracting Software Support for Filenet Effective 1/1/2012 - 6/30/2012	Feb-2012
7,163	Other	Energy Delivery Budgeting				15,678.75	908005	J703-0020-0312 Adjustment USD	CAC - Ph1 Mar	MAR-2012
7,164	Other	Energy Delivery Budgeting				21,525.00	908005	J703-0110-0312 Adjustment USD	CAC - Ph2 Mar	MAR-2012
7,165	Other	Energy Delivery Budgeting				16,475.00	908005	J703-0110-0312 Adjustment USD	CAC - Ph1 Feb	MAR-2012
7,166	Other	Energy Delivery Budgeting				15,130.96	908005	J703-0110-0312 Adjustment USD	CAC - Ph2 Feb	MAR-2012
7,167	Other	Energy Delivery Budgeting				15,130.96	908005	J703-0110-0312 Adjustment USD	CAC - Ph2 Feb RW	MAR-2012
7,168	Other	Energy Delivery Budgeting				3,150.00	582100	J703-0110-0312 Adjustment USD	CE POWER - CENTRAL	MAR-2012
7,169	Other	Energy Delivery Budgeting				2,885.00	908005	J703-0110-0312 Adjustment USD	CAC - Ph1 Feb RW	MAR-2012
7,170	Other	Energy Delivery Budgeting				1,130.00	908005	J703-0110-0312 Adjustment USD	CAC - Ph1 Mar RW	MAR-2012
7,171	Other	Energy Delivery Budgeting				900.00	588100	J703-0110-0312 Adjustment USD	CE POWER - CENTRAL	MAR-2012
7,172	Other	Energy Delivery Budgeting				(3,850.00)	905002	Reverses *J703-0020-0311 Adjustment USD	Gardia	APR-2011
7,173	Other	Energy Delivery Budgeting				(18,442.50)	908005	Reverses *J703-0110-0311 Adjustment USD	CAC	APR-2011
7,174	Other	Energy Efficiency Plan/Dvlpmt				(13,843.64)	908005	J240-0110-0811 Adjustment USD	Moving expense from Education to Lighting	AUG-2011
7,175	Other	ENERGY MANAGEMENT AND SERVICES CO				(1,500.00)	553100	Reverses *J701-0110-0311 Adjustment USD	Energy Management Services	APR-2011
7,176	Other	ENERNOC INC				265,000.00	908005	INV0001	Commercial Demand Conservation (Automated Demand Response) EnerNOC Program Launch Fee	Dec-2011
7,177	Other	ENERNOC INC				97,500.00	908005	INV0007747	EnerNOC's 2012 Annual Program Management Fee for the Commercial Demand Conservation Program	MAR-2012
7,178	Other	ENERSYS INC				1,000.00	513100	SLS31200427	INSPECT THE ENERSYS G TYPE BATTERY SYSTEM	APR-2011
7,179	Other	ENVIRONMENTAL CONSULTANTS INC (FORESTRY)				5,129.60	593004	34894	LABOR-301	APR-2011
7,180	Other	ENVIRONMENTAL CONSULTANTS INC (FORESTRY)				1,248.00	593004	34894	EQUIP-303	APR-2011
7,181	Other	ENVIRONMENTAL CONSULTANTS INC (FORESTRY)				7,854.70	593004	34896	LABOR-301	APR-2011
7,182	Other	ENVIRONMENTAL CONSULTANTS INC (FORESTRY)				1,911.00	593004	34896	EQUIP-303	APR-2011
7,183	Other	ENVIRONMENTAL CONSULTANTS INC (FORESTRY)				4,400.00	593004	34897	LABOR-301	APR-2011
7,184	Other	ENVIRONMENTAL CONSULTANTS INC (FORESTRY)				1,248.00	593004	34897	EQUIP-303	APR-2011
7,185	Other	ENVIRONMENTAL CONSULTANTS INC (FORESTRY)				4,616.40	593004	34910	PROJ# 132583- HAZARD CREWS LABOR 301	APR-2011
7,186	Other	ENVIRONMENTAL CONSULTANTS INC (FORESTRY)				1,474.80	593004	34910	PROJ# 132583- HAZARD CREWS EQUIP. 303	APR-2011
7,187	Other	ENVIRONMENTAL CONSULTANTS INC (FORESTRY)				220.00	593004	34911	PROJ# 132583- HAZARD CREWS LABOR 301	APR-2011
7,188	Other	ENVIRONMENTAL CONSULTANTS INC (FORESTRY)				62.40	593004	34911	PROJ# 132583- HAZARD CREWS EQUIP. 303	APR-2011
7,189	Other	ENVIRONMENTAL CONSULTANTS INC (FORESTRY)				701.25	593004	34912	PROJ# 132583- HAZARD CREWS LABOR 301	APR-2011
7,190	Other	ENVIRONMENTAL CONSULTANTS INC (FORESTRY)				198.91	593004	34912	PROJ# 132583- HAZARD CREWS EQUIP. 303	APR-2011
7,191	Other	ENVIRONMENTAL CONSULTANTS INC (FORESTRY)				3,698.75	593004	34913	PROJ# 132583- HAZARD CREWS LABOR 301	APR-2011

KENTUCKY UTILITIES COMPANY
Case No. 2012- 00221
Analysis of Professional Services Expenses For the Test Year

(A)	(B)	(C)	(D)	(E)	(F)	(G)	(H)	(I)		
Line No.	Type	Vendor	Rate Case	Audit	Other	Total	Account	Invoice	Description	Period
7,192	Other	ENVIRONMENTAL CONSULTANTS INC (FORESTRY)				1,049.11	593004	34913	PROJ# 132583- HAZARD CREWS EQUIP. 303	APR-2011
7,193	Other	ENVIRONMENTAL CONSULTANTS INC (FORESTRY)				4,873.12	593004	34914	PROJ# 132583- HAZARD CREWS LABOR 301	APR-2011
7,194	Other	ENVIRONMENTAL CONSULTANTS INC (FORESTRY)				1,185.60	593004	34914	PROJ# 132583- HAZARD CREWS EQUIP. 303	APR-2011
7,195	Other	ENVIRONMENTAL CONSULTANTS INC (FORESTRY)				2,404.50	593004	34915	PROJ# 132583- HAZARD CREWS LABOR 301	APR-2011
7,196	Other	ENVIRONMENTAL CONSULTANTS INC (FORESTRY)				585.00	593004	34915	PROJ# 132583- HAZARD CREWS EQUIP. 303	APR-2011
7,197	Other	ENVIRONMENTAL CONSULTANTS INC (FORESTRY)				4,841.06	593004	35132	LABOR-301	MAY-2011
7,198	Other	ENVIRONMENTAL CONSULTANTS INC (FORESTRY)				1,177.80	593004	35132	EQUIP-303	MAY-2011
7,199	Other	ENVIRONMENTAL CONSULTANTS INC (FORESTRY)				8,784.44	593004	35134	LABOR-301	MAY-2011
7,200	Other	ENVIRONMENTAL CONSULTANTS INC (FORESTRY)				2,137.20	593004	35134	EQUIP-303	MAY-2011
7,201	Other	ENVIRONMENTAL CONSULTANTS INC (FORESTRY)				5,280.00	593004	35135	LABOR-301	MAY-2011
7,202	Other	ENVIRONMENTAL CONSULTANTS INC (FORESTRY)				2,013.78	593004	35135	EQUIP-303	MAY-2011
7,203	Other	ENVIRONMENTAL CONSULTANTS INC (FORESTRY)				3,520.00	593004	35149	PROJ# 132583- HAZARD CREWS LABOR 301	MAY-2011
7,204	Other	ENVIRONMENTAL CONSULTANTS INC (FORESTRY)				998.40	593004	35149	PROJ# 132583- HAZARD CREWS EQUIP. 303	MAY-2011
7,205	Other	ENVIRONMENTAL CONSULTANTS INC (FORESTRY)				880.00	593004	35150	PROJ# 132583- HAZARD CREWS LABOR 301	MAY-2011
7,206	Other	ENVIRONMENTAL CONSULTANTS INC (FORESTRY)				249.60	593004	35150	PROJ# 132583- HAZARD CREWS EQUIP. 303	MAY-2011
7,207	Other	ENVIRONMENTAL CONSULTANTS INC (FORESTRY)				660.00	593004	35151	PROJ# 132583- HAZARD CREWS LABOR 301	MAY-2011
7,208	Other	ENVIRONMENTAL CONSULTANTS INC (FORESTRY)				187.20	593004	35151	PROJ# 132583- HAZARD CREWS EQUIP. 303	MAY-2011
7,209	Other	ENVIRONMENTAL CONSULTANTS INC (FORESTRY)				5,280.00	593004	35152	PROJ# 132583- HAZARD CREWS LABOR 301	MAY-2011
7,210	Other	ENVIRONMENTAL CONSULTANTS INC (FORESTRY)				1,707.06	593004	35152	PROJ# 132583- HAZARD CREWS EQUIP. 303	MAY-2011
7,211	Other	ENVIRONMENTAL CONSULTANTS INC (FORESTRY)				6,078.96	593004	35153	PROJ# 132583- HAZARD CREWS LABOR 301	MAY-2011
7,212	Other	ENVIRONMENTAL CONSULTANTS INC (FORESTRY)				1,661.79	593004	35153	PROJ# 132583- HAZARD CREWS EQUIP. 303	MAY-2011
7,213	Other	ENVIRONMENTAL CONSULTANTS INC (FORESTRY)				3,949.40	593004	35154	PROJ# 132583- HAZARD CREWS LABOR 301	MAY-2011
7,214	Other	ENVIRONMENTAL CONSULTANTS INC (FORESTRY)				913.15	593004	35154	PROJ# 132583- HAZARD CREWS EQUIP. 303	MAY-2011
7,215	Other	ENVIRONMENTAL CONSULTANTS INC (FORESTRY)				472.96	593004	35156	INVOICE NO. 35156 - LABOR	MAY-2011
7,216	Other	ENVIRONMENTAL CONSULTANTS INC (FORESTRY)				81.78	593004	35156	INVOICE NO. 35156 - EQUIP	MAY-2011
7,217	Other	ENVIRONMENTAL CONSULTANTS INC (FORESTRY)				21.00	593004	35159	INVOICE NO. 35159 - EQUIP	MAY-2011
7,218	Other	ENVIRONMENTAL CONSULTANTS INC (FORESTRY)				504.85	593004	35164	INVOICE NO. 35164 - LABOR	OCT-2011
7,219	Other	ENVIRONMENTAL CONSULTANTS INC (FORESTRY)				91.47	593004	35164	INVOICE NO. 35164 - EQUIP	OCT-2011
7,220	Other	ENVIRONMENTAL CONSULTANTS INC (FORESTRY)				2,960.32	593004	35257	PROJ# 132583- HAZARD CREWS EQUIP. 303	Jun-2011
7,221	Other	ENVIRONMENTAL CONSULTANTS INC (FORESTRY)				5,646.19	593004	35258	PROJ# 132583- HAZARD CREWS EQUIP. 303	Jun-2011
7,222	Other	ENVIRONMENTAL CONSULTANTS INC (FORESTRY)				6,796.72	593004	35359	LABOR-301	Jun-2011
7,223	Other	ENVIRONMENTAL CONSULTANTS INC (FORESTRY)				1,653.60	593004	35359	EQUIP-303	Jun-2011
7,224	Other	ENVIRONMENTAL CONSULTANTS INC (FORESTRY)				4,400.00	593004	35360	LABOR-301	Jun-2011
7,225	Other	ENVIRONMENTAL CONSULTANTS INC (FORESTRY)				1,248.00	593004	35360	EQUIP-303	Jun-2011
7,226	Other	ENVIRONMENTAL CONSULTANTS INC (FORESTRY)				220.00	593004	35371	PROJ# 132583- HAZARD CREWS LABOR 301	Jun-2011
7,227	Other	ENVIRONMENTAL CONSULTANTS INC (FORESTRY)				62.40	593004	35371	PROJ# 132583- HAZARD CREWS EQUIP. 303	Jun-2011
7,228	Other	ENVIRONMENTAL CONSULTANTS INC (FORESTRY)				4,042.50	593004	35372	PROJ# 132583- HAZARD CREWS LABOR 301	Jun-2011
7,229	Other	ENVIRONMENTAL CONSULTANTS INC (FORESTRY)				1,146.60	593004	35372	PROJ# 132583- HAZARD CREWS EQUIP. 303	Jun-2011
7,230	Other	ENVIRONMENTAL CONSULTANTS INC (FORESTRY)				82.50	593004	35373	PROJ# 132583- HAZARD CREWS LABOR 301	Jun-2011
7,231	Other	ENVIRONMENTAL CONSULTANTS INC (FORESTRY)				23.40	593004	35373	PROJ# 132583- HAZARD CREWS EQUIP. 303	Jun-2011
7,232	Other	ENVIRONMENTAL CONSULTANTS INC (FORESTRY)				4,317.50	593004	35374	PROJ# 132583- HAZARD CREWS LABOR 301	Jun-2011
7,233	Other	ENVIRONMENTAL CONSULTANTS INC (FORESTRY)				1,599.45	593004	35374	PROJ# 132583- HAZARD CREWS EQUIP. 303	Jun-2011
7,234	Other	ENVIRONMENTAL CONSULTANTS INC (FORESTRY)				5,566.00	593004	35375	PROJ# 132583- HAZARD CREWS LABOR 301	Jun-2011
7,235	Other	ENVIRONMENTAL CONSULTANTS INC (FORESTRY)				1,558.00	593004	35375	PROJ# 132583- HAZARD CREWS EQUIP. 303	Jun-2011
7,236	Other	ENVIRONMENTAL CONSULTANTS INC (FORESTRY)				4,873.12	593004	35379	LABOR-301	Jun-2011
7,237	Other	ENVIRONMENTAL CONSULTANTS INC (FORESTRY)				1,185.60	593004	35379	EQUIP-303	Jun-2011
7,238	Other	ENVIRONMENTAL CONSULTANTS INC (FORESTRY)				256.48	593004	35380	INVOICE NO. 35380 - LABOR	Jun-2011
7,239	Other	ENVIRONMENTAL CONSULTANTS INC (FORESTRY)				62.40	593004	35380	INVOICE NO. 35380 - EQUIP	Jun-2011
7,240	Other	ENVIRONMENTAL CONSULTANTS INC (FORESTRY)				1,603.00	593004	35408	PROJ# 132583- HAZARD CREWS LABOR 301	Jun-2011
7,241	Other	ENVIRONMENTAL CONSULTANTS INC (FORESTRY)				390.00	593004	35408	PROJ# 132583- HAZARD CREWS EQUIP. 303	Jun-2011
7,242	Other	ENVIRONMENTAL CONSULTANTS INC (FORESTRY)				1,282.40	593004	35409	PROJ# 132583- HAZARD CREWS LABOR 301	Jun-2011
7,243	Other	ENVIRONMENTAL CONSULTANTS INC (FORESTRY)				164.00	593004	35409	PROJ# 132583- HAZARD CREWS EQUIP. 303	Jun-2011
7,244	Other	ENVIRONMENTAL CONSULTANTS INC (FORESTRY)				148.00	593004	35454	PROJ# 132583- HAZARD CREWS EQUIP. 303	Jun-2011
7,245	Other	ENVIRONMENTAL CONSULTANTS INC (FORESTRY)				4,873.12	593004	35593	LABOR-301	JUL-2011
7,246	Other	ENVIRONMENTAL CONSULTANTS INC (FORESTRY)				1,185.60	593004	35593	EQUIP-303	JUL-2011
7,247	Other	ENVIRONMENTAL CONSULTANTS INC (FORESTRY)				5,802.86	593004	35597	LABOR-301	JUL-2011
7,248	Other	ENVIRONMENTAL CONSULTANTS INC (FORESTRY)				1,411.80	593004	35597	EQUIP-303	JUL-2011
7,249	Other	ENVIRONMENTAL CONSULTANTS INC (FORESTRY)				3,850.00	593004	35598	LABOR-301	AUG-2011
7,250	Other	ENVIRONMENTAL CONSULTANTS INC (FORESTRY)				1,092.00	593004	35598	EQUIP-303	AUG-2011
7,251	Other	ENVIRONMENTAL CONSULTANTS INC (FORESTRY)				2,420.00	593004	35615	PROJ# 132583- HAZARD CREWS LABOR 301	JUL-2011

KENTUCKY UTILITIES COMPANY
Case No. 2012- 00221
Analysis of Professional Services Expenses For the Test Year

(A)	(B)	(C)	(D)	(E)	(F)	(G)	(H)	(I)		
Line No.	Type	Vendor	Rate Case	Audit	Other	Total	Account	Invoice	Description	Period
7,252	Other	ENVIRONMENTAL CONSULTANTS INC (FORESTRY)				686.40	593004	35615	PROJ# 132583- HAZARD CREWS EQUIP. 303	JUL-2011
7,253	Other	ENVIRONMENTAL CONSULTANTS INC (FORESTRY)				880.00	593004	35616	PROJ# 132583- HAZARD CREWS LABOR 301	JUL-2011
7,254	Other	ENVIRONMENTAL CONSULTANTS INC (FORESTRY)				249.60	593004	35616	PROJ# 132583- HAZARD CREWS EQUIP. 303	JUL-2011
7,255	Other	ENVIRONMENTAL CONSULTANTS INC (FORESTRY)				770.00	593004	35617	PROJ# 132583- HAZARD CREWS LABOR 301	JUL-2011
7,256	Other	ENVIRONMENTAL CONSULTANTS INC (FORESTRY)				218.40	593004	35617	PROJ# 132583- HAZARD CREWS EQUIP. 303	JUL-2011
7,257	Other	ENVIRONMENTAL CONSULTANTS INC (FORESTRY)				3,839.62	593004	35620	PROJ# 132583- HAZARD CREWS LABOR 301	JUL-2011
7,258	Other	ENVIRONMENTAL CONSULTANTS INC (FORESTRY)				912.60	593004	35620	PROJ# 132583- HAZARD CREWS EQUIP. 303	JUL-2011
7,259	Other	ENVIRONMENTAL CONSULTANTS INC (FORESTRY)				4,230.02	593004	35623	PROJ# 132583- HAZARD CREWS LABOR 301	JUL-2011
7,260	Other	ENVIRONMENTAL CONSULTANTS INC (FORESTRY)				1,185.60	593004	35623	PROJ# 132583- HAZARD CREWS EQUIP. 303	JUL-2011
7,261	Other	ENVIRONMENTAL CONSULTANTS INC (FORESTRY)				4,552.52	593004	35625	PROJ# 132583- HAZARD CREWS LABOR 301	JUL-2011
7,262	Other	ENVIRONMENTAL CONSULTANTS INC (FORESTRY)				1,107.60	593004	35625	PROJ# 132583- HAZARD CREWS EQUIP. 303	JUL-2011
7,263	Other	ENVIRONMENTAL CONSULTANTS INC (FORESTRY)				5,626.12	593004	35745	PROJ# 132583- HAZARD CREWS LABOR 301	Jan-2012
7,264	Other	ENVIRONMENTAL CONSULTANTS INC (FORESTRY)				1,341.60	593004	35745	PROJ# 132583- HAZARD CREWS EQUIP. 303	Jan-2012
7,265	Other	ENVIRONMENTAL CONSULTANTS INC (FORESTRY)				6,027.28	593004	35817	LABOR-301	AUG-2011
7,266	Other	ENVIRONMENTAL CONSULTANTS INC (FORESTRY)				1,466.40	593004	35817	EQUIP-303	AUG-2011
7,267	Other	ENVIRONMENTAL CONSULTANTS INC (FORESTRY)				7,021.14	593004	35819	LABOR-301	AUG-2011
7,268	Other	ENVIRONMENTAL CONSULTANTS INC (FORESTRY)				1,708.20	593004	35819	EQUIP-303	AUG-2011
7,269	Other	ENVIRONMENTAL CONSULTANTS INC (FORESTRY)				6,777.60	593004	35820	LABOR-301	AUG-2011
7,270	Other	ENVIRONMENTAL CONSULTANTS INC (FORESTRY)				5,060.00	593004	35833	PROJ# 132583- HAZARD CREWS LABOR 301	AUG-2011
7,271	Other	ENVIRONMENTAL CONSULTANTS INC (FORESTRY)				1,435.20	593004	35833	PROJ# 132583- HAZARD CREWS EQUIP. 303	AUG-2011
7,272	Other	ENVIRONMENTAL CONSULTANTS INC (FORESTRY)				5,816.60	593004	35834	PROJ# 132583- HAZARD CREWS LABOR 301	AUG-2011
7,273	Other	ENVIRONMENTAL CONSULTANTS INC (FORESTRY)				1,548.71	593004	35834	PROJ# 132583- HAZARD CREWS EQUIP. 303	AUG-2011
7,274	Other	ENVIRONMENTAL CONSULTANTS INC (FORESTRY)				6,488.16	593004	35835	PROJ# 132583- HAZARD CREWS LABOR 301	AUG-2011
7,275	Other	ENVIRONMENTAL CONSULTANTS INC (FORESTRY)				1,483.10	593004	35835	PROJ# 132583- HAZARD CREWS EQUIP. 303	AUG-2011
7,276	Other	ENVIRONMENTAL CONSULTANTS INC (FORESTRY)				5,289.90	593004	35836	PROJ# 132583- HAZARD CREWS LABOR 301	AUG-2011
7,277	Other	ENVIRONMENTAL CONSULTANTS INC (FORESTRY)				1,287.00	593004	35836	PROJ# 132583- HAZARD CREWS EQUIP. 303	AUG-2011
7,278	Other	ENVIRONMENTAL CONSULTANTS INC (FORESTRY)				3,206.00	593004	36032	LABOR-301	SEP-2011
7,279	Other	ENVIRONMENTAL CONSULTANTS INC (FORESTRY)				780.00	593004	36032	EQUIP-303	SEP-2011
7,280	Other	ENVIRONMENTAL CONSULTANTS INC (FORESTRY)				3,850.00	593004	36033	LABOR-301	SEP-2011
7,281	Other	ENVIRONMENTAL CONSULTANTS INC (FORESTRY)				1,092.00	593004	36033	EQUIP-303	SEP-2011
7,282	Other	ENVIRONMENTAL CONSULTANTS INC (FORESTRY)				3,049.20	593004	36046	PROJ# 132583- HAZARD CREWS LABOR 301	SEP-2011
7,283	Other	ENVIRONMENTAL CONSULTANTS INC (FORESTRY)				949.98	593004	36046	PROJ# 132583- HAZARD CREWS EQUIP. 303	SEP-2011
7,284	Other	ENVIRONMENTAL CONSULTANTS INC (FORESTRY)				2,196.40	593004	36047	PROJ# 132583- HAZARD CREWS LABOR 301	SEP-2011
7,285	Other	ENVIRONMENTAL CONSULTANTS INC (FORESTRY)				531.50	593004	36047	PROJ# 132583- HAZARD CREWS EQUIP. 303	SEP-2011
7,286	Other	ENVIRONMENTAL CONSULTANTS INC (FORESTRY)				4,344.56	593004	36048	PROJ# 132583- HAZARD CREWS LABOR 301	SEP-2011
7,287	Other	ENVIRONMENTAL CONSULTANTS INC (FORESTRY)				1,108.70	593004	36048	PROJ# 132583- HAZARD CREWS EQUIP. 303	SEP-2011
7,288	Other	ENVIRONMENTAL CONSULTANTS INC (FORESTRY)				5,069.07	593004	36049	PROJ# 132583- HAZARD CREWS LABOR 301	SEP-2011
7,289	Other	ENVIRONMENTAL CONSULTANTS INC (FORESTRY)				1,159.41	593004	36049	PROJ# 132583- HAZARD CREWS EQUIP. 303	SEP-2011
7,290	Other	ENVIRONMENTAL CONSULTANTS INC (FORESTRY)				409.20	593004	36050	PROJ# 132583- HAZARD CREWS LABOR 301	SEP-2011
7,291	Other	ENVIRONMENTAL CONSULTANTS INC (FORESTRY)				78.00	593004	36050	PROJ# 132583- HAZARD CREWS EQUIP. 303	SEP-2011
7,292	Other	ENVIRONMENTAL CONSULTANTS INC (FORESTRY)				2,885.40	593004	36051	PROJ# 132583- HAZARD CREWS LABOR 301	SEP-2011
7,293	Other	ENVIRONMENTAL CONSULTANTS INC (FORESTRY)				702.00	593004	36051	PROJ# 132583- HAZARD CREWS EQUIP. 303	SEP-2011
7,294	Other	ENVIRONMENTAL CONSULTANTS INC (FORESTRY)				2,564.80	593004	36054	PROJ# 132583- HAZARD CREWS LABOR 301	SEP-2011
7,295	Other	ENVIRONMENTAL CONSULTANTS INC (FORESTRY)				624.00	593004	36054	PROJ# 132583- HAZARD CREWS EQUIP. 303	SEP-2011
7,296	Other	ENVIRONMENTAL CONSULTANTS INC (FORESTRY)				4,103.68	593004	36056	LABOR-301	SEP-2011
7,297	Other	ENVIRONMENTAL CONSULTANTS INC (FORESTRY)				998.40	593004	36056	EQUIP-303	SEP-2011
7,298	Other	ENVIRONMENTAL CONSULTANTS INC (FORESTRY)				302.50	593004	36061	INVOICE NO. 36061 - LABOR - 8-13-11 STORM WORK	OCT-2011
7,299	Other	ENVIRONMENTAL CONSULTANTS INC (FORESTRY)				85.80	593004	36061	INVOICE NO. 36061 - EQUIP - 8-13-11 STORM WORK	OCT-2011
7,300	Other	ENVIRONMENTAL CONSULTANTS INC (FORESTRY)				336.63	593004	36065	INVOICE NO. 36065 - LABOR - 8-13-11 STORM WORK	OCT-2011
7,301	Other	ENVIRONMENTAL CONSULTANTS INC (FORESTRY)				81.91	593004	36065	INVOICE NO. 36065 - EQUIP - 8-13-11 - STORM WORK	OCT-2011
7,302	Other	ENVIRONMENTAL CONSULTANTS INC (FORESTRY)				4,520.46	593004	36215	LABOR-301	OCT-2011
7,303	Other	ENVIRONMENTAL CONSULTANTS INC (FORESTRY)				1,201.99	593004	36215	EQUIP-303	OCT-2011
7,304	Other	ENVIRONMENTAL CONSULTANTS INC (FORESTRY)				1,841.84	593004	36217	LABOR-301	OCT-2011
7,305	Other	ENVIRONMENTAL CONSULTANTS INC (FORESTRY)				436.80	593004	36217	EQUIP-303	OCT-2011
7,306	Other	ENVIRONMENTAL CONSULTANTS INC (FORESTRY)				2,789.22	593004	36218	LABOR-301	OCT-2011
7,307	Other	ENVIRONMENTAL CONSULTANTS INC (FORESTRY)				678.60	593004	36218	EQUIP-303	OCT-2011
7,308	Other	ENVIRONMENTAL CONSULTANTS INC (FORESTRY)				4,680.76	593004	36219	LABOR-301	OCT-2011
7,309	Other	ENVIRONMENTAL CONSULTANTS INC (FORESTRY)				1,138.80	593004	36219	EQUIP-303	OCT-2011
7,310	Other	ENVIRONMENTAL CONSULTANTS INC (FORESTRY)				1,320.00	593004	36230	PROJ# 132583- HAZARD CREWS LABOR 301	OCT-2011
7,311	Other	ENVIRONMENTAL CONSULTANTS INC (FORESTRY)				473.21	593004	36230	PROJ# 132583- HAZARD CREWS EQUIP. 303	OCT-2011

KENTUCKY UTILITIES COMPANY
Case No. 2012- 00221
Analysis of Professional Services Expenses For the Test Year

(A)	(B)	(C)	(D)	(E)	(F)	(G)	(H)	(I)		
Line No.	Type	Vendor	Rate Case	Audit	Other	Total	Account	Invoice	Description	Period
7,312	Other	ENVIRONMENTAL CONSULTANTS INC (FORESTRY)				2,640.00	593004	36231	PROJ# 132583- HAZARD CREWS LABOR 301	OCT-2011
7,313	Other	ENVIRONMENTAL CONSULTANTS INC (FORESTRY)				748.80	593004	36231	PROJ# 132583- HAZARD CREWS EQUIP. 303	OCT-2011
7,314	Other	ENVIRONMENTAL CONSULTANTS INC (FORESTRY)				2,492.16	593004	36232	PROJ# 132583- HAZARD CREWS LABOR 301	OCT-2011
7,315	Other	ENVIRONMENTAL CONSULTANTS INC (FORESTRY)				687.28	593004	36232	PROJ# 132583- HAZARD CREWS EQUIP. 303	OCT-2011
7,316	Other	ENVIRONMENTAL CONSULTANTS INC (FORESTRY)				1,812.48	593004	36233	PROJ# 132583- HAZARD CREWS LABOR 301	OCT-2011
7,317	Other	ENVIRONMENTAL CONSULTANTS INC (FORESTRY)				499.20	593004	36233	PROJ# 132583- HAZARD CREWS EQUIP. 303	OCT-2011
7,318	Other	ENVIRONMENTAL CONSULTANTS INC (FORESTRY)				4,616.64	593004	36234	PROJ# 132583- HAZARD CREWS LABOR 301	OCT-2011
7,319	Other	ENVIRONMENTAL CONSULTANTS INC (FORESTRY)				1,123.20	593004	36234	PROJ# 132583- HAZARD CREWS EQUIP. 303	OCT-2011
7,320	Other	ENVIRONMENTAL CONSULTANTS INC (FORESTRY)				3,366.30	593004	36235	PROJ# 132583- HAZARD CREWS LABOR 301	OCT-2011
7,321	Other	ENVIRONMENTAL CONSULTANTS INC (FORESTRY)				819.00	593004	36235	PROJ# 132583- HAZARD CREWS EQUIP. 303	OCT-2011
7,322	Other	ENVIRONMENTAL CONSULTANTS INC (FORESTRY)				2,308.32	593004	36237	PROJ# 132583- HAZARD CREWS LABOR 301	OCT-2011
7,323	Other	ENVIRONMENTAL CONSULTANTS INC (FORESTRY)				561.60	593004	36237	PROJ# 132583- HAZARD CREWS EQUIP. 303	OCT-2011
7,324	Other	ENVIRONMENTAL CONSULTANTS INC (FORESTRY)				6,412.00	593004	36489	LABOR-301	NOV-2011
7,325	Other	ENVIRONMENTAL CONSULTANTS INC (FORESTRY)				1,560.00	593004	36489	EQUIP-303	NOV-2011
7,326	Other	ENVIRONMENTAL CONSULTANTS INC (FORESTRY)				2,960.10	593004	36491	LABOR-301	NOV-2011
7,327	Other	ENVIRONMENTAL CONSULTANTS INC (FORESTRY)				702.00	593004	36491	EQUIP-303	NOV-2011
7,328	Other	ENVIRONMENTAL CONSULTANTS INC (FORESTRY)				3,751.02	593004	36492	LABOR-301	NOV-2011
7,329	Other	ENVIRONMENTAL CONSULTANTS INC (FORESTRY)				912.60	593004	36492	EQUIP-303	NOV-2011
7,330	Other	ENVIRONMENTAL CONSULTANTS INC (FORESTRY)				6,412.00	593004	36493	LABOR-301	Dec-2011
7,331	Other	ENVIRONMENTAL CONSULTANTS INC (FORESTRY)				1,560.00	593004	36493	EQUIP-303	Dec-2011
7,332	Other	ENVIRONMENTAL CONSULTANTS INC (FORESTRY)				3,520.00	593004	36507	PROJ# 132583- HAZARD CREWS LABOR 301	NOV-2011
7,333	Other	ENVIRONMENTAL CONSULTANTS INC (FORESTRY)				998.40	593004	36507	PROJ# 132583- HAZARD CREWS EQUIP. 303	NOV-2011
7,334	Other	ENVIRONMENTAL CONSULTANTS INC (FORESTRY)				1,980.00	593004	36508	PROJ# 132583- HAZARD CREWS LABOR 301	NOV-2011
7,335	Other	ENVIRONMENTAL CONSULTANTS INC (FORESTRY)				561.60	593004	36508	PROJ# 132583- HAZARD CREWS EQUIP. 303	NOV-2011
7,336	Other	ENVIRONMENTAL CONSULTANTS INC (FORESTRY)				283.20	593004	36509	PROJ# 132583- HAZARD CREWS LABOR 301	NOV-2011
7,337	Other	ENVIRONMENTAL CONSULTANTS INC (FORESTRY)				78.00	593004	36509	PROJ# 132583- HAZARD CREWS EQUIP. 303	NOV-2011
7,338	Other	ENVIRONMENTAL CONSULTANTS INC (FORESTRY)				5,380.80	593004	36510	PROJ# 132583- HAZARD CREWS LABOR 301	NOV-2011
7,339	Other	ENVIRONMENTAL CONSULTANTS INC (FORESTRY)				1,482.00	593004	36510	PROJ# 132583- HAZARD CREWS EQUIP. 303	NOV-2011
7,340	Other	ENVIRONMENTAL CONSULTANTS INC (FORESTRY)				7,721.20	593004	36511	PROJ# 132583- HAZARD CREWS LABOR 301	NOV-2011
7,341	Other	ENVIRONMENTAL CONSULTANTS INC (FORESTRY)				1,656.90	593004	36511	PROJ# 132583- HAZARD CREWS EQUIP. 303	NOV-2011
7,342	Other	ENVIRONMENTAL CONSULTANTS INC (FORESTRY)				4,232.02	593004	36512	PROJ# 132583- HAZARD CREWS LABOR 301	NOV-2011
7,343	Other	ENVIRONMENTAL CONSULTANTS INC (FORESTRY)				985.24	593004	36512	PROJ# 132583- HAZARD CREWS EQUIP. 303	NOV-2011
7,344	Other	ENVIRONMENTAL CONSULTANTS INC (FORESTRY)				5,129.60	593004	36515	PROJ# 132583- HAZARD CREWS LABOR 301	NOV-2011
7,345	Other	ENVIRONMENTAL CONSULTANTS INC (FORESTRY)				1,248.00	593004	36515	PROJ# 132583- HAZARD CREWS EQUIP. 303	NOV-2011
7,346	Other	ENVIRONMENTAL CONSULTANTS INC (FORESTRY)				3,150.68	593004	36646	EQUIP-303	Dec-2011
7,347	Other	ENVIRONMENTAL CONSULTANTS INC (FORESTRY)				4,645.15	593004	36648	PROJ# 132583- HAZARD CREWS EQUIP. 303	Jan-2012
7,348	Other	ENVIRONMENTAL CONSULTANTS INC (FORESTRY)				2,263.33	593004	36649	PROJ# 132583- HAZARD CREWS EQUIP. 303	Jan-2012
7,349	Other	ENVIRONMENTAL CONSULTANTS INC (FORESTRY)				4,553.40	593004	36676	LABOR-301	Dec-2011
7,350	Other	ENVIRONMENTAL CONSULTANTS INC (FORESTRY)				1,092.00	593004	36676	EQUIP-303	Dec-2011
7,351	Other	ENVIRONMENTAL CONSULTANTS INC (FORESTRY)				2,586.90	593004	36678	LABOR-301	Dec-2011
7,352	Other	ENVIRONMENTAL CONSULTANTS INC (FORESTRY)				624.00	593004	36678	EQUIP-303	Dec-2011
7,353	Other	ENVIRONMENTAL CONSULTANTS INC (FORESTRY)				4,684.24	593004	36679	LABOR-301	Dec-2011
7,354	Other	ENVIRONMENTAL CONSULTANTS INC (FORESTRY)				1,123.20	593004	36679	EQUIP-303	Dec-2011
7,355	Other	ENVIRONMENTAL CONSULTANTS INC (FORESTRY)				3,402.70	593004	36681	PROJ# 132583- HAZARD CREWS LABOR 301	Jan-2012
7,356	Other	ENVIRONMENTAL CONSULTANTS INC (FORESTRY)				951.60	593004	36681	PROJ# 132583- HAZARD CREWS EQUIP. 303	Jan-2012
7,357	Other	ENVIRONMENTAL CONSULTANTS INC (FORESTRY)				500.30	593004	36682	PROJ# 132583- HAZARD CREWS LABOR 301	Dec-2011
7,358	Other	ENVIRONMENTAL CONSULTANTS INC (FORESTRY)				140.40	593004	36682	PROJ# 132583- HAZARD CREWS EQUIP. 303	Dec-2011
7,359	Other	ENVIRONMENTAL CONSULTANTS INC (FORESTRY)				2,985.98	593004	36683	PROJ# 132583- HAZARD CREWS LABOR 301	Jan-2012
7,360	Other	ENVIRONMENTAL CONSULTANTS INC (FORESTRY)				811.20	593004	36683	PROJ# 132583- HAZARD CREWS EQUIP. 303	Jan-2012
7,361	Other	ENVIRONMENTAL CONSULTANTS INC (FORESTRY)				283.20	593004	36684	PROJ# 132583- HAZARD CREWS LABOR 301	Dec-2011
7,362	Other	ENVIRONMENTAL CONSULTANTS INC (FORESTRY)				78.00	593004	36684	PROJ# 132583- HAZARD CREWS EQUIP. 303	Dec-2011
7,363	Other	ENVIRONMENTAL CONSULTANTS INC (FORESTRY)				4,160.88	593004	36685	PROJ# 132583- HAZARD CREWS LABOR 301	Jan-2012
7,364	Other	ENVIRONMENTAL CONSULTANTS INC (FORESTRY)				998.40	593004	36685	PROJ# 132583- HAZARD CREWS EQUIP. 303	Jan-2012
7,365	Other	ENVIRONMENTAL CONSULTANTS INC (FORESTRY)				5,095.04	593004	36686	PROJ# 132583- HAZARD CREWS LABOR 301	Dec-2011
7,366	Other	ENVIRONMENTAL CONSULTANTS INC (FORESTRY)				1,109.80	593004	36686	PROJ# 132583- HAZARD CREWS EQUIP. 303	Dec-2011
7,367	Other	ENVIRONMENTAL CONSULTANTS INC (FORESTRY)				2,616.80	593004	36687	PROJ# 132583- HAZARD CREWS LABOR 301	Dec-2011
7,368	Other	ENVIRONMENTAL CONSULTANTS INC (FORESTRY)				624.00	593004	36687	PROJ# 132583- HAZARD CREWS EQUIP. 303	Dec-2011
7,369	Other	ENVIRONMENTAL CONSULTANTS INC (FORESTRY)				3,598.10	593004	36733	LABOR-301	Dec-2011
7,370	Other	ENVIRONMENTAL CONSULTANTS INC (FORESTRY)				858.00	593004	36733	EQUIP-303	Dec-2011
7,371	Other	ENVIRONMENTAL CONSULTANTS INC (FORESTRY)				6,018.64	593004	36737	LABOR-301	Dec-2011

KENTUCKY UTILITIES COMPANY
Case No. 2012- 00221
Analysis of Professional Services Expenses For the Test Year

(A)	(B)	(C)	(D)	(E)	(F)	(G)	(H)	(I)		
Line No.	Type	Vendor	Rate Case	Audit	Other	Total	Account	Invoice	Description	Period
7,372	Other	ENVIRONMENTAL CONSULTANTS INC (FORESTRY)				1,435.20	593004	36737	EQUIP-303	Dec-2011
7,373	Other	ENVIRONMENTAL CONSULTANTS INC (FORESTRY)				5,953.22	593004	36739	LABOR-301	Dec-2011
7,374	Other	ENVIRONMENTAL CONSULTANTS INC (FORESTRY)				1,419.60	593004	36739	EQUIP-303	Dec-2011
7,375	Other	ENVIRONMENTAL CONSULTANTS INC (FORESTRY)				1,793.92	593004	36741	PROJ# 132583- HAZARD CREWS LABOR 301	Jan-2012
7,376	Other	ENVIRONMENTAL CONSULTANTS INC (FORESTRY)				499.20	593004	36741	PROJ# 132583- HAZARD CREWS EQUIP. 303	Jan-2012
7,377	Other	ENVIRONMENTAL CONSULTANTS INC (FORESTRY)				2,690.88	593004	36742	PROJ# 132583- HAZARD CREWS LABOR 301	Jan-2012
7,378	Other	ENVIRONMENTAL CONSULTANTS INC (FORESTRY)				748.80	593004	36742	PROJ# 132583- HAZARD CREWS EQUIP. 303	Jan-2012
7,379	Other	ENVIRONMENTAL CONSULTANTS INC (FORESTRY)				8,481.24	593004	36743	PROJ# 132583- HAZARD CREWS LABOR 301	Jan-2012
7,380	Other	ENVIRONMENTAL CONSULTANTS INC (FORESTRY)				1,997.90	593004	36743	PROJ# 132583- HAZARD CREWS EQUIP. 303	Jan-2012
7,381	Other	ENVIRONMENTAL CONSULTANTS INC (FORESTRY)				654.20	593004	36744	PROJ# 132583- HAZARD CREWS LABOR 301	Jan-2012
7,382	Other	ENVIRONMENTAL CONSULTANTS INC (FORESTRY)				156.00	593004	36744	PROJ# 132583- HAZARD CREWS EQUIP. 303	Jan-2012
7,383	Other	ENVIRONMENTAL CONSULTANTS INC (FORESTRY)				7,028.70	593004	36746	PROJ# 132583- HAZARD CREWS LABOR 301	Jan-2012
7,384	Other	ENVIRONMENTAL CONSULTANTS INC (FORESTRY)				1,455.20	593004	36746	PROJ# 132583- HAZARD CREWS EQUIP. 303	Jan-2012
7,385	Other	ENVIRONMENTAL CONSULTANTS INC (FORESTRY)				3,663.52	593004	36747	PROJ# 132583- HAZARD CREWS LABOR 301	Jan-2012
7,386	Other	ENVIRONMENTAL CONSULTANTS INC (FORESTRY)				873.60	593004	36747	PROJ# 132583- HAZARD CREWS EQUIP. 303	Jan-2012
7,387	Other	ENVIRONMENTAL CONSULTANTS INC (FORESTRY)				3,002.48	593004	36748	PROJ# 132583- HAZARD CREWS LABOR 301	Jan-2012
7,388	Other	ENVIRONMENTAL CONSULTANTS INC (FORESTRY)				811.20	593004	36748	PROJ# 132583- HAZARD CREWS EQUIP. 303	Jan-2012
7,389	Other	ENVIRONMENTAL CONSULTANTS INC (FORESTRY)				4,513.98	593004	37173	LABOR-301	Feb-2012
7,390	Other	ENVIRONMENTAL CONSULTANTS INC (FORESTRY)				1,076.40	593004	37173	EQUIP-303	Feb-2012
7,391	Other	ENVIRONMENTAL CONSULTANTS INC (FORESTRY)				5,830.36	593004	37175	LABOR-301	Feb-2012
7,392	Other	ENVIRONMENTAL CONSULTANTS INC (FORESTRY)				1,379.26	593004	37175	EQUIP-303	Feb-2012
7,393	Other	ENVIRONMENTAL CONSULTANTS INC (FORESTRY)				4,579.40	593004	37176	LABOR-301	Feb-2012
7,394	Other	ENVIRONMENTAL CONSULTANTS INC (FORESTRY)				1,092.00	593004	37176	EQUIP-303	Feb-2012
7,395	Other	ENVIRONMENTAL CONSULTANTS INC (FORESTRY)				4,148.44	593004	37185	PROJ# 132583- EXTERNAL CREWS HAZARD WORK LABOR 0301	Feb-2012
7,396	Other	ENVIRONMENTAL CONSULTANTS INC (FORESTRY)				1,154.40	593004	37185	PROJ# 132583- EXTERNAL CREWS HAZARD WORK EQUIP 0303	Feb-2012
7,397	Other	ENVIRONMENTAL CONSULTANTS INC (FORESTRY)				3,393.20	593004	37186	PROJ# 132583- EXTERNAL CREWS HAZARD WORK LABOR 0301	Feb-2012
7,398	Other	ENVIRONMENTAL CONSULTANTS INC (FORESTRY)				890.30	593004	37186	PROJ# 132583- EXTERNAL CREWS HAZARD WORK EQUIP 0303	Feb-2012
7,399	Other	ENVIRONMENTAL CONSULTANTS INC (FORESTRY)				5,787.52	593004	37187	PROJ# 132583- EXTERNAL CREWS HAZARD WORK LABOR 0301	Feb-2012
7,400	Other	ENVIRONMENTAL CONSULTANTS INC (FORESTRY)				1,341.60	593004	37187	PROJ# 132583- EXTERNAL CREWS HAZARD WORK EQUIP 0303	Feb-2012
7,401	Other	ENVIRONMENTAL CONSULTANTS INC (FORESTRY)				2,117.77	593004	37188	PROJ# 132583- EXTERNAL CREWS HAZARD WORK LABOR 0301	Feb-2012
7,402	Other	ENVIRONMENTAL CONSULTANTS INC (FORESTRY)				614.00	593004	37188	PROJ# 132583- EXTERNAL CREWS HAZARD WORK EQUIP 0303	Feb-2012
7,403	Other	ENVIRONMENTAL CONSULTANTS INC (FORESTRY)				3,199.84	593004	37195	PROJ# 132583- EXTERNAL CREWS HAZARD WORK LABOR 0301	Feb-2012
7,404	Other	ENVIRONMENTAL CONSULTANTS INC (FORESTRY)				873.60	593004	37195	PROJ# 132583- EXTERNAL CREWS HAZARD WORK EQUIP 0303	Feb-2012
7,405	Other	ENVIRONMENTAL CONSULTANTS INC (FORESTRY)				5,135.47	593004	37403	LABOR-301	MAR-2012
7,406	Other	ENVIRONMENTAL CONSULTANTS INC (FORESTRY)				1,224.60	593004	37403	EQUIP-303	MAR-2012
7,407	Other	ENVIRONMENTAL CONSULTANTS INC (FORESTRY)				268.48	593004	37405	LABOR-301	MAR-2012
7,408	Other	ENVIRONMENTAL CONSULTANTS INC (FORESTRY)				62.40	593004	37405	EQUIP-303	MAR-2012
7,409	Other	ENVIRONMENTAL CONSULTANTS INC (FORESTRY)				9,242.59	593004	37406	LABOR-301	MAR-2012
7,410	Other	ENVIRONMENTAL CONSULTANTS INC (FORESTRY)				2,579.21	593004	37406	EQUIP-303	MAR-2012
7,411	Other	ENVIRONMENTAL CONSULTANTS INC (FORESTRY)				5,580.93	593004	37407	LABOR-301	MAR-2012
7,412	Other	ENVIRONMENTAL CONSULTANTS INC (FORESTRY)				1,287.55	593004	37407	EQUIP-303	MAR-2012
7,413	Other	ENVIRONMENTAL CONSULTANTS INC (FORESTRY)				3,363.60	593004	37415	PROJ# 132583- EXTERNAL CREWS HAZARD WORK LABOR 0301	MAR-2012
7,414	Other	ENVIRONMENTAL CONSULTANTS INC (FORESTRY)				936.00	593004	37415	PROJ# 132583- EXTERNAL CREWS HAZARD WORK EQUIP 0303	MAR-2012
7,415	Other	ENVIRONMENTAL CONSULTANTS INC (FORESTRY)				672.76	593004	37416	PROJ# 132583- EXTERNAL CREWS HAZARD WORK LABOR 0301	MAR-2012
7,416	Other	ENVIRONMENTAL CONSULTANTS INC (FORESTRY)				187.16	593004	37416	PROJ# 132583- EXTERNAL CREWS HAZARD WORK EQUIP 0303	MAR-2012
7,417	Other	ENVIRONMENTAL CONSULTANTS INC (FORESTRY)				4,918.65	593004	37417	PROJ# 132583- EXTERNAL CREWS HAZARD WORK LABOR 0301	MAR-2012
7,418	Other	ENVIRONMENTAL CONSULTANTS INC (FORESTRY)				1,241.30	593004	37417	PROJ# 132583- EXTERNAL CREWS HAZARD WORK EQUIP 0303	MAR-2012
7,419	Other	ENVIRONMENTAL CONSULTANTS INC (FORESTRY)				5,233.60	593004	37418	PROJ# 132583- EXTERNAL CREWS HAZARD WORK LABOR 0301	MAR-2012
7,420	Other	ENVIRONMENTAL CONSULTANTS INC (FORESTRY)				1,248.00	593004	37418	PROJ# 132583- EXTERNAL CREWS HAZARD WORK EQUIP 0303	MAR-2012
7,421	Other	ENVIRONMENTAL CONSULTANTS INC (FORESTRY)				1,995.31	593004	37419	PROJ# 132583- EXTERNAL CREWS HAZARD WORK LABOR 0301	MAR-2012
7,422	Other	ENVIRONMENTAL CONSULTANTS INC (FORESTRY)				475.80	593004	37419	PROJ# 132583- EXTERNAL CREWS HAZARD WORK EQUIP 0303	MAR-2012
7,423	Other	ENVIRONMENTAL DESIGN CONSULTANTS INC				2,761.18	566100	15779	pay invoice 15779	APR-2011
7,424	Other	ENVIRONMENTAL DESIGN CONSULTANTS INC				981.75	566100	15814	pay invoice 15814	APR-2011
7,425	Other	ENVIRONMENTAL DESIGN CONSULTANTS INC				2,328.37	566100	15843	pay invoice 15843	MAY-2011
7,426	Other	ENVIRONMENTAL DESIGN CONSULTANTS INC				343.87	566100	15890	pay invoice 15890	MAY-2011
7,427	Other	ENVIRONMENTAL DESIGN CONSULTANTS INC				2,942.62	566100	15906	pay invoice 15906	MAY-2011
7,428	Other	ENVIRONMENTAL DESIGN CONSULTANTS INC				4,764.37	566100	15938	pay invoice 15938	MAY-2011
7,429	Other	ENVIRONMENTAL DESIGN CONSULTANTS INC				4,578.00	566100	15966	pay invoice 15966	MAY-2011
7,430	Other	ENVIRONMENTAL DESIGN CONSULTANTS INC				1,031.62	566100	15998	PAY INVOICE 15998	Jun-2011
7,431	Other	ENVIRONMENTAL DESIGN CONSULTANTS INC				3,210.37	566100	16022	pay invoice 16022	Jun-2011

KENTUCKY UTILITIES COMPANY
Case No. 2012- 00221
Analysis of Professional Services Expenses For the Test Year

(A)	(B)	(C)	(D)	(E)	(F)	(G)	(H)	(I)		
Line No.	Type	Vendor	Rate Case	Audit	Other	Total	Account	Invoice	Description	Period
7,432	Other	ENVIRONMENTAL DESIGN CONSULTANTS INC				2,063.25	566100	16053	pay invoice 16053	Jun-2011
7,433	Other	ENVIRONMENTAL DESIGN CONSULTANTS INC				1,058.12	566100	16087	pay invoice 16087	Jun-2011
7,434	Other	ENVIRONMENTAL DESIGN CONSULTANTS INC				1,199.62	566100	16116	pay invoice 16116	Jun-2011
7,435	Other	ENVIRONMENTAL DESIGN CONSULTANTS INC				8,194.20	566100	16135	pay invoice 16135	JUL-2011
7,436	Other	ENVIRONMENTAL DESIGN CONSULTANTS INC				4,914.00	566100	16174	payinvoice 16174	JUL-2011
7,437	Other	ENVIRONMENTAL DESIGN CONSULTANTS INC				3,216.15	566100	16195	pay invoice 16195	AUG-2011
7,438	Other	ENVIRONMENTAL DESIGN CONSULTANTS INC				2,039.63	566100	16910	pay invoice 16910	Feb-2012
7,439	Other	ENVIRONMENTAL DESIGN CONSULTANTS INC				2,653.88	566100	16929	pay invoice 16929	Feb-2012
7,440	Other	ENVIRONMENTAL DESIGN CONSULTANTS INC				661.50	566100	17054	pay invoice 17054	MAR-2012
7,441	Other	ENVIRONMENTAL DESIGN CONSULTANTS INC				2,000.00	566100	16087A	pay invoice 16087	JUL-2011
7,442	Other	ENVIRONMENTAL PROTECTION SERVICES				11,354.90	923100	51413	Invoice #51413 - PCB shipment from N. Limestone	Jan-2012
7,443	Other	ENVIRONMENTAL SYSTEMS CORP				5,000.00	502900	2034952	SERVER UPGRADE - INV. 2034952 DATED 3/25/11	APR-2011
7,444	Other	EON ENGINEERING CORP				83,600.00	512101	500765	SCR CATALYST TESTING AT GHENT	Dec-2011
7,445	Other	EQUIPMENT DEPOT OHIO INC				68.00	514100	10351528	PAYMENT OF INVOICE #10351528--REPAIR MODEL 18-125-1 S/N RC1253908	APR-2011
7,446	Other	EQUIPMENT DEPOT OHIO INC				68.00	514100	10351613	PAYMENT OF INVOICE #10351613--REPAIR HWK MODEL 18-125F S/N PL106061628	APR-2011
7,447	Other	EQUIPMENT DEPOT OHIO INC				35.00	514100	10351614	PAYMENT OF INVOICE #10351614--REAPRI MODEL 3TH12-86 S/N HR30194-1-1	APR-2011
7,448	Other	EQUIPMENT DEPOT OHIO INC				84.00	514100	10351615	PAYMENT OF INVOICE #10351615--REPAIR NIL MODEL 2042C S/N 1593328	APR-2011
7,449	Other	EQUIPMENT DEPOT OHIO INC				45.00	514100	10351616	PAYMENT OF INVOICE #10351616--REPAIR HWK MODEL 2010-24 S/N YD27005	APR-2011
7,450	Other	EQUIPMENT DEPOT OHIO INC				35.00	514100	10351617	PAYMENT OF INVOICE #10351617--REPAIR MODEL 18E0725M S/N 85M4791	APR-2011
7,451	Other	EQUIPMENT DEPOT OHIO INC				60.00	514100	10351618	PAYMENT OF INVOICE #10351618--REPAIR HWK MODEL 12-125-1 S/N PL111082355	APR-2011
7,452	Other	EQUIPMENT DEPOT OHIO INC				229.50	514100	10352511	REPAIR NIL MODEL 2042C S/N 1593328	APR-2011
7,453	Other	EQUIPMENT DEPOT OHIO INC				91.80	514100	10353228	REPAIR MODEL FG30HT1 S/ 561747	APR-2011
7,454	Other	EQUIPMENT DEPOT OHIO INC				190.00	512005	10356896	DELIVERY OF EQUIPMENT 04/01/11 AND PICKUP OF EQUIPMENT ON 04/18/11	APR-2011
7,455	Other	EQUIPMENT DEPOT OHIO INC				183.60	514100	10357973	REPLACE DECALS ON EQUIPMENT	APR-2011
7,456	Other	EQUIPMENT DEPOT OHIO INC				275.40	514100	10360213	PAYMENT OF INVOICE #10360213--REPAIR CAT MODEL GP40 S/N 1CM02760	MAY-2011
7,457	Other	EQUIPMENT DEPOT OHIO INC				596.70	514100	10360266	PAYMENT OF INVOICE 10360266--REPAIR BRO MODEL #IC80 S/N 131098	MAY-2011
7,458	Other	EQUIPMENT DEPOT OHIO INC				183.60	514100	10362652	PAYMENT OF INVOICE #10362652--REPAIR NIL MODEL 2042C S/N 1593328	MAY-2011
7,459	Other	EQUIPMENT DEPOT OHIO INC				413.10	514100	10362653	PAYMENT OF INVOICE #10362653--REPAIR UNO41 S/N 889271188	MAY-2011
7,460	Other	EQUIPMENT DEPOT OHIO INC				42.00	514100	10364540	PAYMENT OF INVOICE #10364540--REPAIR CUSHMAN MODEL 600410CU S/N 2447848	MAY-2011
7,461	Other	EQUIPMENT DEPOT OHIO INC				275.40	514100	10364541	PAYMENT OF INVOICE #10364541--REPAIR KOM MODEL GH30HT1 S/N 561747	MAY-2011
7,462	Other	EQUIPMENT DEPOT OHIO INC				1,009.80	514100	10364550	PAYMENT OF INVOICE #10364550--REPAIR MODEL FG30HT1 S/N 561747	MAY-2011
7,463	Other	EQUIPMENT DEPOT OHIO INC				413.10	514100	10364559	PAYMENT OF INVOICE #10364559--REPAIR S/N AD0730785419	MAY-2011
7,464	Other	EQUIPMENT DEPOT OHIO INC				493.95	514100	10364560	PAYMENT OF INVOICE #10364560--REPAIR S/N AD0730785419	MAY-2011
7,465	Other	EQUIPMENT DEPOT OHIO INC				235.60	514100	10364564	PAYMENT OF INVOICE #10364564--REPAIR CAT MODEL GP20K S/N AT17B11683	MAY-2011
7,466	Other	EQUIPMENT DEPOT OHIO INC				97.90	514100	10365886	REPAIR CAT MODEL GP18 S/N 3AM02447	MAY-2011
7,467	Other	EQUIPMENT DEPOT OHIO INC				42.00	514100	10366804	PAYMENT OF INVOICE #10366804--REPAIR MODEL TS GATOR S/N W04X2DA014492	MAY-2011
7,468	Other	EQUIPMENT DEPOT OHIO INC				42.00	514100	10366807	PAYMENT OF INVOICE #10366807--REPAIR MODEL TS GATOR S/N W04X2DS014081	MAY-2011
7,469	Other	EQUIPMENT DEPOT OHIO INC				42.00	514100	10366808	PAYMENT OF INVOICE #10366808--REPAIR GENIE MODEL PLI30 S/N 31923827F	MAY-2011
7,470	Other	EQUIPMENT DEPOT OHIO INC				75.00	514100	10366809	PAYMENT OF INVOICE #10366809--REPAIR MODEL UNO41 S/N 889271188	MAY-2011
7,471	Other	EQUIPMENT DEPOT OHIO INC				143.80	514100	10366811	PAYMENT OF INVOICE #10366811--REPAIR CAT MODEL GP30 S/N 7AM02543	MAY-2011
7,472	Other	EQUIPMENT DEPOT OHIO INC				45.90	514100	10366899	PAYMENT OF INVOICE #10366899--REPAIR CAT MODEL GP20K S/N AT17B11683	MAY-2011
7,473	Other	EQUIPMENT DEPOT OHIO INC				143.80	514100	10371303	PAYMENT OF INVOICE #10371303--REPAIR KOM MODEL FG30HT-1 S/N 561747	MAY-2011
7,474	Other	EQUIPMENT DEPOT OHIO INC				42.00	514100	10371305	PAYMENT OF INVOICE #10371305--REPAIR CAT24 S/N CAT24-0164	MAY-2011
7,475	Other	EQUIPMENT DEPOT OHIO INC				166.80	514100	10371306	PAYMENT OF INVOICE #10371306--REPAIR GENIE MODEL S40 S/N S40047431	MAY-2011
7,476	Other	EQUIPMENT DEPOT OHIO INC				42.00	514100	10371311	PAYMENT OF INVOICE #10371311--REPAIR OF GENIE MODEL IWP24 S/N 40952600	MAY-2011
7,477	Other	EQUIPMENT DEPOT OHIO INC				42.00	514100	10371315	PAYMENT OF INVOICE #10371315--REPAIR GENIE MODEL AWP30 S/N 3891361S	MAY-2011

KENTUCKY UTILITIES COMPANY
Case No. 2012- 00221
Analysis of Professional Services Expenses For the Test Year

(A)	(B)	(C)	(D)	(E)	(F)	(G)	(H)	(I)		
Line No.	Type	Vendor	Rate Case	Audit	Other	Total	Account	Invoice	Description	Period
7,478	Other	EQUIPMENT DEPOT OHIO INC				270.60	514100	10371483	PAYMENT OF INVOICE #10371483--REPAIR CLARK MODEL C500-Y30 S/N 794955	Jun-2011
7,479	Other	EQUIPMENT DEPOT OHIO INC				42.00	514100	10371485	PAYMENT OF INVOICE #10371485--REPAIR TS GATOR S/N W042DS014494	Jun-2011
7,480	Other	EQUIPMENT DEPOT OHIO INC				183.60	514100	10371488	PAYMENT OF INVOICE #10371488--REPAIR GATOR S/N V04X2SD0136	Jun-2011
7,481	Other	EQUIPMENT DEPOT OHIO INC				367.20	514100	10371490	PAYMENT OF INVOICE #10371490--REPAIR CAT ODEL GP20K S/N AT17B11683	Jun-2011
7,482	Other	EQUIPMENT DEPOT OHIO INC				133.80	514100	10371492	PAYMENT OF INVOICE #10371492--REPAIR RANGER S/N 4XARB504D738884	Jun-2011
7,483	Other	EQUIPMENT DEPOT OHIO INC				42.00	514100	10371496	PAYMENT OF INVOICE #10371496--REPAIR MODEL 3010 S/N KAF950C	Jun-2011
7,484	Other	EQUIPMENT DEPOT OHIO INC				91.80	514100	10371499	PAYMENT OF INVOICE #10371499--REPAIR KOM MODEL FG30HT-1 S/N 561747	Jun-2011
7,485	Other	EQUIPMENT DEPOT OHIO INC				275.40	514100	10371502	PAYMENT OF INVOICE #10371502--REPAIR CAT MODEL NRR40P S/N 2GL06072	Jun-2011
7,486	Other	EQUIPMENT DEPOT OHIO INC				143.80	514100	10372701	PAYMENT OF INVOICE #10372701--REPAIR CAT MODEL GP40 S/N 1CM02760	Jun-2011
7,487	Other	EQUIPMENT DEPOT OHIO INC				235.60	514100	10372708	PAYMENT OF INVOICE #10372708--REPAIR MIT MODEL FG25K S/N AF17B10915	Jun-2011
7,488	Other	EQUIPMENT DEPOT OHIO INC				52.00	514100	10372710	PAYMENT OF INVOICE #10372710--REPAIR KAW S/N KAF950G	Jun-2011
7,489	Other	EQUIPMENT DEPOT OHIO INC				143.80	514100	10372713	PAYMENT OF INVOICE #10372713--REPAIR KUB MODEL RTV900 S/N 65128	Jun-2011
7,490	Other	EQUIPMENT DEPOT OHIO INC				550.80	514100	10373235	PAYMENT OF INVOICE #10373235--REPAIR TOMCAT S/N TOMCAT24-0531	Jun-2011
7,491	Other	EQUIPMENT DEPOT OHIO INC				183.60	514100	10373253	PAYMENT OF INVOICE #10373253--REPAIR CAT MODEL GP18 S/N 3AM02447	Jun-2011
7,492	Other	EQUIPMENT DEPOT OHIO INC				275.40	514100	10374914	PAYMENT OF INVOICE #10374914--REPAIR KOM MODEL FG30HT1 S/N 561747	Jun-2011
7,493	Other	EQUIPMENT DEPOT OHIO INC				52.00	514100	10374975	PAYMENT OF INVOICE #10374975--REPAIR S/N AD0730785419	Jun-2011
7,494	Other	EQUIPMENT DEPOT OHIO INC				333.60	514100	10376549	PAYMENT OF INVOICE #10376549--REPAIR BRODERSON MODEL IC80 S/N 131098	Jun-2011
7,495	Other	EQUIPMENT DEPOT OHIO INC				183.60	514100	10376551	PAYMENT OF INVOICE #10376551--REPAIR SKJ MODEL SJIII462, S/N 714971	Jun-2011
7,496	Other	EQUIPMENT DEPOT OHIO INC				183.60	514100	10376552	PAYMENT OF INVOICE #10376552--REPAIR LULL MODEL 1044C-54 S/N 0160027842	Jun-2011
7,497	Other	EQUIPMENT DEPOT OHIO INC				183.60	514100	10376553	PAYMENT OF INVOICE #10376553--REPAIR CAT N4500 S/N 8NR3623714	Jun-2011
7,498	Other	EQUIPMENT DEPOT OHIO INC				183.60	514100	10376741	PAYMENT OF INVOICE #10376741--REPAIR CAT MODEL NRR40P S/N 2GL06072	Jun-2011
7,499	Other	EQUIPMENT DEPOT OHIO INC				183.60	514100	10378500	REPAIR KOM MODEL FG30HT1 S/N 561747	JUL-2011
7,500	Other	EQUIPMENT DEPOT OHIO INC				734.40	514100	10379427	PAYMENT OF INVOICE #10379427--REPAIR CAT MODEL GP40 S/N 1CM02760	Jun-2011
7,501	Other	EQUIPMENT DEPOT OHIO INC				183.60	514100	10379428	PAYMENT OF INVOICE #10379428--REPAIR KOM MODEL FG30HT1 S/N 561747	Jun-2011
7,502	Other	EQUIPMENT DEPOT OHIO INC				42.00	514100	10379429	PAYMENT OF INVOICE #10379429--REPAIR TOMCAT S/N TOMCAT24-0531	Jun-2011
7,503	Other	EQUIPMENT DEPOT OHIO INC				183.60	514100	10379430	PAYMENT OF INVOICE #10379430--REPAIR S/N AD0730-785419	Jun-2011
7,504	Other	EQUIPMENT DEPOT OHIO INC				183.60	514100	10379431	PAYMENT OF INVOICE #10379431--REPAIR BRODERSON MODEL IC80 S/N 131098	Jun-2011
7,505	Other	EQUIPMENT DEPOT OHIO INC				183.60	514100	10379433	PAYMENT OF INVOICE #10379433--REPAIR MITSUBISHI MODEL FG25K S/N AF17B10915	Jun-2011
7,506	Other	EQUIPMENT DEPOT OHIO INC				367.20	514100	10379437	PAYMENT OF INVOICE #10379437--REPAIR CUSHMAN MODEL 600410CU S/N 2447848	Jun-2011
7,507	Other	EQUIPMENT DEPOT OHIO INC				84.00	514100	10379439	PAYMENT OF INVOICE #10379439--REPAIR NIL MODEL 2042C S/N 1593328	Jun-2011
7,508	Other	EQUIPMENT DEPOT OHIO INC				52.00	514100	10379440	PAYMENT OF INVOICE #10379440--REPAIR CAT MODEL NR4500 S/N 8NR3623714	Jun-2011
7,509	Other	EQUIPMENT DEPOT OHIO INC				143.80	514100	10379442	PAYMENT OF INVOICE #10379442--REPAIR CAT MODEL NRR40P S/N 2GL06072	Jun-2011
7,510	Other	EQUIPMENT DEPOT OHIO INC				143.80	514100	10379443	PAYMENT OF INVOICE #10379443--REPAIR SKJ MODEL SJIII462 S/N 714971	Jun-2011
7,511	Other	EQUIPMENT DEPOT OHIO INC				52.00	514100	10379457	PAYMENT OF INVOICE #10379457--REPAIR SKJ MODEL SJIII462 S/N 711177	Jun-2011
7,512	Other	EQUIPMENT DEPOT OHIO INC				2,524.50	514100	10381360	REPAIR GENIE MODEL Z60/34 S/N 1575	JUL-2011
7,513	Other	EQUIPMENT DEPOT OHIO INC				201.80	514100	10381427	PAYMENT OF INVOICE #10381427--GHENT LULL MODEL 1044C-54 S/N 0160027842	Jun-2011
7,514	Other	EQUIPMENT DEPOT OHIO INC				166.80	514100	10381429	PAYMENT OF INVOICE #10381429--REPAIR GENIE MODEL Z60/34 S/N1575	Jun-2011
7,515	Other	EQUIPMENT DEPOT OHIO INC				91.80	514100	10381702	PAYMENT OF INVOICE #10381702--REPAIR S/N 5617447A	Jun-2011
7,516	Other	EQUIPMENT DEPOT OHIO INC				367.20	514100	10381762	PAYMENT OF INVOICE #10381762--REPAIR BRODERSON MODEL IC80 S/N 131098	Jun-2011
7,517	Other	EQUIPMENT DEPOT OHIO INC				688.50	514100	10384397	PAYMENT OF INVOICE#10384397-CAT MODEL GP18 S/N 3AM02447	JUL-2011
7,518	Other	EQUIPMENT DEPOT OHIO INC				229.50	514100	10384398	PAYMENT OF INVOICE#10384398-GHENT BRODERSON MODEL IC80 S/N 131098	JUL-2011
7,519	Other	EQUIPMENT DEPOT OHIO INC				143.80	514100	10384399	PAYMENT OF INVOICE#10384399-GHENT NIS MODEL UGJ02A30 S/N UG102-9L2684	JUL-2011
7,520	Other	EQUIPMENT DEPOT OHIO INC				133.80	514100	10384401	PAYMENT OF INVOICE#10384401-GHENT RANGER S/N 4XARB50A66D745366	JUL-2011
7,521	Other	EQUIPMENT DEPOT OHIO INC				91.80	514100	10384402	PAYMENT OF INVOICE #	JUL-2011

KENTUCKY UTILITIES COMPANY
Case No. 2012- 00221
Analysis of Professional Services Expenses For the Test Year

(A)	(B)	(C)	(D)	(E)	(F)	(G)	(H)	(I)		
Line No.	Type	Vendor	Rate Case	Audit	Other	Total	Account	Invoice	Description	Period
7,522	Other	EQUIPMENT DEPOT OHIO INC				75.00	514100	10384404	PAYMENT OF INVOICE#10384404-GHENT GENIE MODEL Z34/22 S/N Z3411-8352	JUL-2011
7,523	Other	EQUIPMENT DEPOT OHIO INC				918.00	514100	10384405	PAYMENT OF INVOICE#10384405-GHENT GENIE MODEL IWP-24 S/N 4095-2600	JUL-2011
7,524	Other	EQUIPMENT DEPOT OHIO INC				183.60	514100	10384407	PAYMENT OF INVOICE#10384407-GHENT CAT MODEL GP40 S/N 1CM02760	JUL-2011
7,525	Other	EQUIPMENT DEPOT OHIO INC				52.00	514100	10388315	REPAIR KUBOTA MODEL RTV1100 S/N 23682	JUL-2011
7,526	Other	EQUIPMENT DEPOT OHIO INC				183.60	514100	10390200	REPAIR CAT MODEL NR4500 S/N 8NR3623714	JUL-2011
7,527	Other	EQUIPMENT DEPOT OHIO INC				143.80	514100	10390214	PAYMENT OF INVOICE #10390214--REPAIR RAY MODEL 204DR40T S/N 020D9133584	JUL-2011
7,528	Other	EQUIPMENT DEPOT OHIO INC				133.80	514100	10390218	PAYMENT OF INVOICE #10390218--REPAIR GENIE MODEL AWP24 S/N 3790107F	JUL-2011
7,529	Other	EQUIPMENT DEPOT OHIO INC				367.20	514100	10390222	PAYMENT OF INVOICE #10390222--REPAIR CAT MODEL GP18 S/N 3AM02447	JUL-2011
7,530	Other	EQUIPMENT DEPOT OHIO INC				459.00	514100	10390234	PAYMENT OF INVOICE #10390234--REPAIR MODEL TS GATOR S/N W004X2SD014081	JUL-2011
7,531	Other	EQUIPMENT DEPOT OHIO INC				367.20	514100	10390244	PAYMENT OF INVOICE #10390244--REPAIR CLARK MODEL CS500Y30 S/N 794955	JUL-2011
7,532	Other	EQUIPMENT DEPOT OHIO INC				459.00	514100	10390248	PAYMENT OF INVOICE #10390248--REPAIR SKJ MODEL SJIII462 S/N 711177	JUL-2011
7,533	Other	EQUIPMENT DEPOT OHIO INC				275.40	514100	10390249	PAYMENT OF INVOICE #10390249--REPAIR NISSAN MODEL UGJ02A30 S/N UGJ029L2684	JUL-2011
7,534	Other	EQUIPMENT DEPOT OHIO INC				42.00	514100	10390252	PAYMENT OF INVOICE #10390252--REPAIR SSV10 S/N 130007930	JUL-2011
7,535	Other	EQUIPMENT DEPOT OHIO INC				87.90	514100	10395407	PAYMENT OF INVOICE #10395407--REPAIR MODEL 3010 S/N KAF950C	AUG-2011
7,536	Other	EQUIPMENT DEPOT OHIO INC				143.80	514100	10395411	PAYMENT OF INVOICE #10395411--REPAIR KAW S/N KAF950G	AUG-2011
7,537	Other	EQUIPMENT DEPOT OHIO INC				471.72	514100	10400249	REPAIR LARGE FORKLIFT - WILL NOT START	AUG-2011
7,538	Other	EQUIPMENT DEPOT OHIO INC				43.69	514100	10400249	REPAIR LARGE FORKLIFT - WILL NOT START	AUG-2011
7,539	Other	EQUIPMENT DEPOT OHIO INC				229.50	514100	10405806	PAYMENT OF INVOICE#10405806 MODEL#UGJ02A30 S/N UGJ02-9L2684	AUG-2011
7,540	Other	EQUIPMENT DEPOT OHIO INC				183.60	514100	10405809	PAYMENT OF INVOICE#10405809 REPAIR MODEL#FG30HT-1 S/N 561747	AUG-2011
7,541	Other	EQUIPMENT DEPOT OHIO INC				97.90	514100	10405812	PAYMENT OF INVOICE#10405812 MODEL FG30HT-1 S/N 561747	AUG-2011
7,542	Other	EQUIPMENT DEPOT OHIO INC				143.80	514100	10405815	PAYMENT OF INVOICE#10405815 REPAIR MODEL#GP205 S/N AT17B11683	AUG-2011
7,543	Other	EQUIPMENT DEPOT OHIO INC				87.90	514100	10405827	PAYMENT OF INVOICE#10405827 REPAIR MODEL#600410CU S/N 2447848	AUG-2011
7,544	Other	EQUIPMENT DEPOT OHIO INC				275.40	514100	10405828	PAYMENT OF INVOICE#10405828 REPAIR MODEL 1044C-54 S/N 0160027842	AUG-2011
7,545	Other	EQUIPMENT DEPOT OHIO INC				133.80	514100	10405883	PAYMENT OF INVOICE#10405883 MODEL#TS GATOR S/N W04X2DS014494	AUG-2011
7,546	Other	EQUIPMENT DEPOT OHIO INC				133.80	514100	10405891	PAYMENT OF INVOICE #10405891--REPAIR MODEL RANGER S/N 4XARB504D738884	AUG-2011
7,547	Other	EQUIPMENT DEPOT OHIO INC				42.00	514100	10405892	PAYMENT OF INVOICE#10405892 REPAIR MODEL TS GATOR S/N WD4X2SD01364	AUG-2011
7,548	Other	EQUIPMENT DEPOT OHIO INC				42.00	514100	10405904	PAYMENT OF INVOICE#10405904 MODEL TS GATOR S/N W04X2DS014081	AUG-2011
7,549	Other	EQUIPMENT DEPOT OHIO INC				235.60	514100	10410010	PAYMENT OF INVOICE #10410010--REPAIR CAT MODEL GP18 S/N 3AM02447	SEP-2011
7,550	Other	EQUIPMENT DEPOT OHIO INC				275.40	514100	10410014	PAYMENT OF INVOICE #10410014--REPAIR MODEL 2042 S/N 56410001 ADVANCE	SEP-2011
7,551	Other	EQUIPMENT DEPOT OHIO INC				734.40	514100	10414061	PAYMENT OF INVOICE #10414061--REPAIR GENIE S/N S40 S/N S40047431	SEP-2011
7,552	Other	EQUIPMENT DEPOT OHIO INC				235.60	514100	10414064	PAYMENT OF INVOICE #10414064--REPAIR S/N AD0730785419	SEP-2011
7,553	Other	EQUIPMENT DEPOT OHIO INC				1,881.90	514100	10414080	PAYMENT OF INVOICE #10414080--REPAIR BRODERSON MODEL IC80 S/N 131098	SEP-2011
7,554	Other	EQUIPMENT DEPOT OHIO INC				143.80	514100	10414557	PAYMENT OF INVOICE #10414557--REPAIR MITSUBISHI MODEL FG25K S/N AF17B10915	SEP-2011
7,555	Other	EQUIPMENT DEPOT OHIO INC				52.00	514100	10414559	PAYMENT OF INVOICE #10414559--REPAIR KUBODA MODEL RTV1100 S/N 23682	SEP-2011
7,556	Other	EQUIPMENT DEPOT OHIO INC				143.80	514100	10414560	PAYMENT OF INVOICE #10414560--REPAIR CAT MODEL GP30 S/N 7AM02543	SEP-2011
7,557	Other	EQUIPMENT DEPOT OHIO INC				235.60	514100	10414563	PAYMENT OF INVOICE #10414563--REPAIR KUBODA MODEL RTV900 S/N 65128	SEP-2011
7,558	Other	EQUIPMENT DEPOT OHIO INC				52.00	514100	10414564	PAYMENT OF INVOICE #10414564--REPAIR CAT MODEL GP40 S/N 1CM02760	SEP-2011
7,559	Other	EQUIPMENT DEPOT OHIO INC				258.60	514100	10414565	PAYMENT OF INVOICE #10414565--REPAIR MODEL UNO41 S/N 889271188	SEP-2011
7,560	Other	EQUIPMENT DEPOT OHIO INC				183.60	514100	10414566	PAYMENT OF INVOICE #10414566--REPAIR CUSHMAN MODEL 600410CU S/N 2447848	SEP-2011
7,561	Other	EQUIPMENT DEPOT OHIO INC				550.80	514100	10414567	PAYMENT OF INVOICE #10414567--REPAIR S/N AD0730785419	SEP-2011
7,562	Other	EQUIPMENT DEPOT OHIO INC				585.83	514100	10418417	LABOR & MATERIAL TO REPAIR JLG MANLIFT - WILL NOT RUN IN LOW SPEED	OCT-2011
7,563	Other	EQUIPMENT DEPOT OHIO INC				459.00	514100	10421926	PAYMENT OF INVOICE #10421926--REPAIR CAT MODEL GP18 S/N 3AM02447	OCT-2011
7,564	Other	EQUIPMENT DEPOT OHIO INC				91.80	514100	10421928	PAYMENT OF INVOICE #10421928--REPAIR S/N AD0730785419	OCT-2011

KENTUCKY UTILITIES COMPANY
Case No. 2012- 00221
Analysis of Professional Services Expenses For the Test Year

(A)	(B)	(C)	(D)	(E)	(F)	(G)	(H)	(I)		
Line No.	Type	Vendor	Rate Case	Audit	Other	Total	Account	Invoice	Description	Period
7,565	Other	EQUIPMENT DEPOT OHIO INC				333.60	514100	10421932	PAYMENT OF INVOICE #10421932--REPAIR BRODERSON MODEL IC80 S/N 131098	OCT-2011
7,566	Other	EQUIPMENT DEPOT OHIO INC				84.00	514100	10421936	PAYMENT OF INVOICE #10421936--REPAIR NIL MODEL 2042C S/N 1593328	OCT-2011
7,567	Other	EQUIPMENT DEPOT OHIO INC				133.80	514100	10421938	PAYMENT OF INVOICE #10421938--REPAIR RANDER S/N 4XARB50A66D745366	OCT-2011
7,568	Other	EQUIPMENT DEPOT OHIO INC				52.00	514100	10421944	PAYMENT OF INVOICE #10421944--REPAIR NISSAN MODEL UGJ02A30 S/N UG1029L2684	OCT-2011
7,569	Other	EQUIPMENT DEPOT OHIO INC				183.60	514100	10421948	PAYMENT OF INVOICE #10421948--REPAIR SKJ MODEL SJIII462 S/N 714971	OCT-2011
7,570	Other	EQUIPMENT DEPOT OHIO INC				367.20	514100	10423001	PAYMENT OF INVOICE #10423001--REPAIR GP30 S/N 7AM02543	OCT-2011
7,571	Other	EQUIPMENT DEPOT OHIO INC				87.90	514100	10424073	PAYMENT OF INVOICE #10424073--REPAIR MODEL 3010 S/N KAF950C	OCT-2011
7,572	Other	EQUIPMENT DEPOT OHIO INC				367.20	514100	10424082	PAYMENT OF INVOICE #10424082--REPAIR LULL MODEL 1044C-54 S/N 0160027842	OCT-2011
7,573	Other	EQUIPMENT DEPOT OHIO INC				459.00	514100	10424090	PAYMENT OF INVOICE #10424090--REPAIR CUSHMAN MODEL 600410CU S/N 2447848	OCT-2011
7,574	Other	EQUIPMENT DEPOT OHIO INC				143.80	514100	10426464	PAYMENT OF INVOICE #10426464--REPAIR KAWASAKI S/N KAF950G	OCT-2011
7,575	Other	EQUIPMENT DEPOT OHIO INC				60.00	514100	10426584	PAYMENT OF INVOICE #10426584--REPAIR MODEL 1251251 S/N PL111082355	OCT-2011
7,576	Other	EQUIPMENT DEPOT OHIO INC				68.00	514100	10426756	PAYMENT OF INVOICE #10426756--REPAIR MODEL 181251 S/N RC1253908	OCT-2011
7,577	Other	EQUIPMENT DEPOT OHIO INC				68.00	514100	10426757	PAYMENT OF INVOICE #10426757--REPAIR MODEL 18-125F S/N PL106061628	OCT-2011
7,578	Other	EQUIPMENT DEPOT OHIO INC				143.80	514100	10428556	PAYMENT OF INVOICE #10428557--REPAIR CAT MODEL NRR4500 S/N 8NR3623714	OCT-2011
7,579	Other	EQUIPMENT DEPOT OHIO INC				143.80	514100	10428557	PAYMENT OF INVOICE #10428556--REPAIR CAT MODEL NRR40P S/N 2GL06072	OCT-2011
7,580	Other	EQUIPMENT DEPOT OHIO INC				459.00	514100	10428560	PAYMENT OF INVOICE #10428560--REPAIR BRODERSON MODEL IC80 S/N 131098	OCT-2011
7,581	Other	EQUIPMENT DEPOT OHIO INC				2,111.40	514100	10430623	PAYMENT OF INVOICE#10430623-CLARK MODEL C500	OCT-2011
7,582	Other	EQUIPMENT DEPOT OHIO INC				75.00	514100	10430626	PAYMENT OF INVOICE#10430626 REPAIR GENIE MODEL#234122	OCT-2011
7,583	Other	EQUIPMENT DEPOT OHIO INC				826.20	514100	10430630	PAYMENT OF INVOICE#10430630 REPAIR KAWASAKI MODEL 4010	OCT-2011
7,584	Other	EQUIPMENT DEPOT OHIO INC				91.80	514100	10430631	PAYMENT OF INVOICE#10430631 KAWASAKI MODEL 3010	OCT-2011
7,585	Other	EQUIPMENT DEPOT OHIO INC				183.60	514100	10430633	PAYMENT OF INVOICE#10430633--REPLACE MULTIPLE EQUIP, KEYS	OCT-2011
7,586	Other	EQUIPMENT DEPOT OHIO INC				459.00	514100	10432837	PAYMENT OF INVOICE#10432837--REPAIR EQUIPMENT S/N AD0730-785419	OCT-2011
7,587	Other	EQUIPMENT DEPOT OHIO INC				75.00	514100	10433272	PAYMENT OF INVOICE#10433272--REPAIR GENIE MODEL S40 GHENT EQUIP#LB40 S/N S4004-7431	OCT-2011
7,588	Other	EQUIPMENT DEPOT OHIO INC				166.80	514100	10433274	PAYMENT OF INVOICE#10433274--REPAIR GENIE MODEL Z60/34 S/N 1575 GHENT EQUIP#LB60	OCT-2011
7,589	Other	EQUIPMENT DEPOT OHIO INC				91.80	514100	10433278	PAYMENT OF INVOICE#10433278--REPAIR TS GATOR S/N WD4X2SD01364	OCT-2011
7,590	Other	EQUIPMENT DEPOT OHIO INC				235.60	514100	10433280	PAYMENT OF INVOICE#10433280--REPAIR KU EQUIP#LSM02 SJIII462 S/N 711177	OCT-2011
7,591	Other	EQUIPMENT DEPOT OHIO INC				143.80	514100	10433281	PAYMENT OF INVOICE#10433281--REPAIR SKJ MODEL SJIII462 S/N 714971 GHENT EQUIP#LSS01	OCT-2011
7,592	Other	EQUIPMENT DEPOT OHIO INC				550.80	514100	10433282	PAYMENT OF INVOICE#10433282--REPAIR LUL MODEL#1044C-54 S/N 0160027842 GHENT EQUIP#FS07	OCT-2011
7,593	Other	EQUIPMENT DEPOT OHIO INC				275.40	514100	10437403	PAYMENT OF INVOICE #10437403--REPAIR NISSAN MODEL UGJ02A30 S/N UGJ029L2684	NOV-2011
7,594	Other	EQUIPMENT DEPOT OHIO INC				183.60	514100	10437538	PAYMENT OF INVOICE #10437538--REPAIR BRODERSON MODEL IC80 S/N 131098	NOV-2011
7,595	Other	EQUIPMENT DEPOT OHIO INC				367.20	514100	10437539	PAYMENT OF INVOICE #10437539--REPAIR GENIE MODEL Z60/34 S/N 1575	NOV-2011
7,596	Other	EQUIPMENT DEPOT OHIO INC				734.40	514100	10438367	PAYMENT OF INVOICE #10438367--REPAIR CAT MODEL GP18 S/N 3AM02447	NOV-2011
7,597	Other	EQUIPMENT DEPOT OHIO INC				275.40	514100	10438369	PAYMENT OF INVOICE #10438369--REPAIR CUSHMAN MODEL 600410CU S/N 2447848	NOV-2011
7,598	Other	EQUIPMENT DEPOT OHIO INC				42.00	514100	10442702	PAYMENT OF INVOICE #10442702--REPAIR GENIE MODEL IWP24 S/N 40952600	NOV-2011
7,599	Other	EQUIPMENT DEPOT OHIO INC				143.80	514100	10442707	PAYMENT OF INVOICE #10442707--REPAIR CAT MODEL GP18 S/N 3AM02447	NOV-2011
7,600	Other	EQUIPMENT DEPOT OHIO INC				42.00	514100	10442713	PAYMENT OF INVOICE #10442713--REPAIR MODEL CAT24 S/N CAT240164	NOV-2011
7,601	Other	EQUIPMENT DEPOT OHIO INC				42.00	514100	10442715	PAYMENT OF INVOICE #10442715--REPAIR GENIE MODEL AWP30 S/N 3891361S	NOV-2011
7,602	Other	EQUIPMENT DEPOT OHIO INC				91.80	514100	10444700	PAYMENT OF INVOICE #10444700--REPAIR KOM MODEL FG30HT1 S/N561747	NOV-2011
7,603	Other	EQUIPMENT DEPOT OHIO INC				178.80	514100	10444992	PAYMENT OF INVOICE #10444992--REPAIR CLARK MODEL C500-730 S/N 79-4955	Dec-2011
7,604	Other	EQUIPMENT DEPOT OHIO INC				143.80	514100	10444994	PAYMENT OF INVOICE #10444994--REPAIR CAT MODEL GP40 S/N 1CM02760	Dec-2011

KENTUCKY UTILITIES COMPANY
Case No. 2012- 00221
Analysis of Professional Services Expenses For the Test Year

(A)	(B)	(C)	(D)	(E)	(F)	(G)	(H)	(I)		
Line No.	Type	Vendor	Rate Case	Audit	Other	Total	Account	Invoice	Description	Period
7,605	Other	EQUIPMENT DEPOT OHIO INC				42.00	514100	10444996	PAYMENT OF INVOICE #10444996--REPAIR CUSHMAN MODEL 600410CU S/N 2447848	Dec-2011
7,606	Other	EQUIPMENT DEPOT OHIO INC				42.00	514100	10445002	PAYMENT OF INVOICE #10445002--REPAIR MODEL TS GATOR S/N WO4X2DS014494	Dec-2011
7,607	Other	EQUIPMENT DEPOT OHIO INC				42.00	514100	10445003	PAYMENT OF INVOICE #10445003--MODEL RANGER S/N 4XARB504D738884	Dec-2011
7,608	Other	EQUIPMENT DEPOT OHIO INC				91.80	514100	10445030	PAYMENT OF INVOICE #10445030--REPAIR CUSHMAN MODEL 600410CU S/N 2447848	Dec-2011
7,609	Other	EQUIPMENT DEPOT OHIO INC				5,204.04	514100	10448275	LABOR & MATERIAL TO REPAIR JLG MANLIFT - WILL NOT RUN IN LOW SPEED	Dec-2011
7,610	Other	EQUIPMENT DEPOT OHIO INC				143.80	514100	10450476	PAYMENT OF INVOICE #10450476--REPAIR CAT MODEL GP20K S/N AT17B11683	Dec-2011
7,611	Other	EQUIPMENT DEPOT OHIO INC				235.60	514100	10450477	REPAIR KOM MODEL FG30HT1 S/N 561747	Dec-2011
7,612	Other	EQUIPMENT DEPOT OHIO INC				367.20	514100	10450778	PAYMENT OF INVOICE #10450778--REPAIR CAT MODEL GP18 S/N 3AM02447	Dec-2011
7,613	Other	EQUIPMENT DEPOT OHIO INC				550.80	514100	10451378	PAYMENT OF INVOICE #10454378--REPAIR MODEL TS GATOR S/N WD4X2SD01364	Dec-2011
7,614	Other	EQUIPMENT DEPOT OHIO INC				84.00	514100	10451392	PAYMENT OF INVOICE #10451392--REPAIR NILSAN MODEL 2042C S/N 1593328	Dec-2011
7,615	Other	EQUIPMENT DEPOT OHIO INC				42.00	514100	10451396	PAYMENT OF INVOICE #10451396--REPAIR TS GATOR S/N W042DS014081	Dec-2011
7,616	Other	EQUIPMENT DEPOT OHIO INC				42.00	514100	10451397	PAYMENT OF INVOICE #10451397--REPAIR TS GATOR S/N WD4X2SD01364	Dec-2011
7,617	Other	EQUIPMENT DEPOT OHIO INC				143.80	514100	10451408	PAYMENT OF INVOICE #10451408--REPAIR S/N AD0730785419	Dec-2011
7,618	Other	EQUIPMENT DEPOT OHIO INC				275.40	514100	10451913	PAYMENT OF INVOICE #10451913--REPAIR S/N AD0624638416	Dec-2011
7,619	Other	EQUIPMENT DEPOT OHIO INC				367.20	514100	10452349	PAYMENT OF INVOICE #10452349--REPAIR OF MITSUBISHI MODEL FG25K S/N AF17B10915	Dec-2011
7,620	Other	EQUIPMENT DEPOT OHIO INC				367.20	514100	10454076	PAYMENT OF INVOICE #10454076--REPAIR CAT MODEL GP30 S/N 7AM02543	Dec-2011
7,621	Other	EQUIPMENT DEPOT OHIO INC				52.00	514100	10454077	PAYMENT OF INVOICE #10454077--REPAIR KUBODA MODEL RTV900 S/N 65128	Dec-2011
7,622	Other	EQUIPMENT DEPOT OHIO INC				143.80	514100	10454078	PAYMENT OF INVOICE #10454078--REPAIR CAT MODEL GP30 S/N 7AM02543	Dec-2011
7,623	Other	EQUIPMENT DEPOT OHIO INC				52.00	514100	10454080	PAYMENT OF INVOICE #10454080--REPAIR KAWASAKI S/N KAF950G	Dec-2011
7,624	Other	EQUIPMENT DEPOT OHIO INC				143.80	514100	10454082	PAYMENT OF INVOICE #10454082--REPAIR NISSON MODEL UGJ02A30 S/N UG1029L2684	Dec-2011
7,625	Other	EQUIPMENT DEPOT OHIO INC				137.70	514100	10454083	PAYMENT OF INVOICE #10454083--REPAIR CAT MODEL NR4500 S/N 8NR3623714	Dec-2011
7,626	Other	EQUIPMENT DEPOT OHIO INC				550.80	514100	10454086	PAYMENT OF INVOICE #10454086--REPAIR TS GATOR S/N W04X2DS014494	Dec-2011
7,627	Other	EQUIPMENT DEPOT OHIO INC				52.00	514100	10454088	PAYMENT OF INVOICE #10454088--REPAIR MITSUBISHI MODEL FG25K S/N AF17B10915	Dec-2011
7,628	Other	EQUIPMENT DEPOT OHIO INC				75.00	514100	10455170	PAYMENT OF INVOICE #10455170--REPAIR MODEL UNO41 S/N 889271188	Dec-2011
7,629	Other	EQUIPMENT DEPOT OHIO INC				91.80	514100	10455495	PAYMENT OF INVOICE #10455495--REPAIR HWK MODEL 201024 S/N YD27005	Dec-2011
7,630	Other	EQUIPMENT DEPOT OHIO INC				367.20	514100	10455507	PAYMENT OF INVOICE #10455507--REPAIR GENIE MODEL Z60/34 S/N 1575	Dec-2011
7,631	Other	EQUIPMENT DEPOT OHIO INC				550.80	514100	10456033	PAYMENT OF INVOICE #10456033--REPAIR S/N AD0509484262	Dec-2011
7,632	Other	EQUIPMENT DEPOT OHIO INC				183.60	514100	10456057	PAYMENT OF INVOICE #10456057--REPAIR KUBODA MODEL RTV1100 S/N 23682	Dec-2011
7,633	Other	EQUIPMENT DEPOT OHIO INC				42.00	514100	10461854	PAYMENT OF INVOICE #10461854--REPAIR OF TOMCAT S/N 24-0531	Jan-2012
7,634	Other	EQUIPMENT DEPOT OHIO INC				225.60	514100	10461859	PAYMENT OF INVOICE #10461859--RANGER S/N 4XARB50A66D745366	Jan-2012
7,635	Other	EQUIPMENT DEPOT OHIO INC				642.60	514100	10461959	PAYMENT OF INVOICE #10461959--RANGER, S/N 4XARB504D738884	Jan-2012
7,636	Other	EQUIPMENT DEPOT OHIO INC				296.07	514100	10461960	PAYMENT OF INVOICE #10461960--MIT, MODEL: FG25K; S/N AF17B10915	Jan-2012
7,637	Other	EQUIPMENT DEPOT OHIO INC				197.38	514100	10461961	PAYMENT OF INVOICE #10461961--CATM NIDEK #NRR40P; S/N 2GL06072	Jan-2012
7,638	Other	EQUIPMENT DEPOT OHIO INC				394.76	514100	10469864	PAYMENT OF INVOICE #10469864--REPAIR GENIE MODEL S40 S/N S40047431	Feb-2012
7,639	Other	EQUIPMENT DEPOT OHIO INC				394.76	514100	10469875	PAYMENT OF INVOICE #10469875--REPAIR NISSAN MODEL UGJ02A30 S/N UGJ029L2684	Feb-2012
7,640	Other	EQUIPMENT DEPOT OHIO INC				1,184.28	514100	10469880	PAYMENT OF INVOICE #10469880--REPAIR CAT MODEL GP40 S/N 1CM02760	Feb-2012
7,641	Other	EQUIPMENT DEPOT OHIO INC				150.69	514100	10469927	PAYMENT OF INVOICE #10469927--REPAIR RAY MODEL 204DR40T S/N 020D9133584	Feb-2012
7,642	Other	EQUIPMENT DEPOT OHIO INC				394.76	514100	10469929	PAYMENT OF INVOICE #10469929--REPAIR MITSUBISHI MODEL FG25K S/N AF17B10915	Feb-2012
7,643	Other	EQUIPMENT DEPOT OHIO INC				42.00	514100	10469933	PAYMENT OF INVOICE #10469933--REPAIR GENIE MODEL AWF24 S/N 3790107F	Feb-2012
7,644	Other	EQUIPMENT DEPOT OHIO INC				42.00	514100	10469934	PAYMENT OF INVOICE #10469934--REPAIR MODEL SSV10 S/N 130007930	Feb-2012
7,645	Other	EQUIPMENT DEPOT OHIO INC				75.00	514100	10469936	PAYMENT OF INVOICE #10469936--REPAIR GENIE MODEL Z34/22 S/N Z34118352	Feb-2012
7,646	Other	EQUIPMENT DEPOT OHIO INC				592.14	514100	10469939	PAYMENT OF INVOICE #10469939--REPAIR CAT MODEL GF40 S/N 1CM02760	Feb-2012

KENTUCKY UTILITIES COMPANY
Case No. 2012- 00221
Analysis of Professional Services Expenses For the Test Year

(A)	(B)	(C)	(D)	(E)	(F)	(G)	(H)	(I)		
Line No.	Type	Vendor	Rate Case	Audit	Other	Total	Account	Invoice	Description	Period
7,647	Other	EQUIPMENT DEPOT OHIO INC				150.00	514100	10469988	PAYMENT OF INVOICE #10469988--REPAIR BRODERSON MODEL IC803H S/N 131098	Feb-2012
7,648	Other	EQUIPMENT DEPOT OHIO INC				197.38	514100	10469990	PAYMENT OF INVOICE #10469990--REPAIR KOM MODEL FG30HT1 S/N 561747	Feb-2012
7,649	Other	EQUIPMENT DEPOT OHIO INC				91.80	514100	10470137	PAYMENT OF INVOICE #10470137--REPAIR CLB S/N AD0624638416	Feb-2012
7,650	Other	EQUIPMENT DEPOT OHIO INC				197.38	514100	10473038	PAYMENT OF INVOICE #10473038--REPAIR MITSUBISHI MODEL FG25K S/N AF17B10915	Feb-2012
7,651	Other	EQUIPMENT DEPOT OHIO INC				296.07	514100	10473040	PAYMENT OF INVOICE #10473040--REPAIR KOM MODEL FG30HT1 S/N 561747	Feb-2012
7,652	Other	EQUIPMENT DEPOT OHIO INC				394.76	514100	10473736	REPAIR CAT MODEL GP40 S/N 1CM02760	Feb-2012
7,653	Other	EQUIPMENT DEPOT OHIO INC				394.76	514100	10475672	PAYMENT OF INVOICE #1045672--CLK, MODEL C500-Y30, S/N 79-4955	Feb-2012
7,654	Other	EQUIPMENT DEPOT OHIO INC				173.69	514100	10475679	PAYMENT OF INVOICE #10475679--GEN, MODEL S40, S/N S4004-7431	Feb-2012
7,655	Other	EQUIPMENT DEPOT OHIO INC				173.69	514100	10475682	PAYMENT OF INVOICE #10475682--GEN MODEL Z60/34, S/N 1575	Feb-2012
7,656	Other	EQUIPMENT DEPOT OHIO INC				493.45	514100	10475688	PAYMENT OF INVOICE #10475688--BRO, MODEL IC80-3H, S/N 131098	Feb-2012
7,657	Other	EQUIPMENT DEPOT OHIO INC				493.45	514100	10475709	PAYMENT OF INVOICE #10475709	Feb-2012
7,658	Other	EQUIPMENT DEPOT OHIO INC				296.07	514100	10476467	PAYMENT OF INVOICE #10476467--CAT MODEL NR4500, S/N 8NR3623714	Feb-2012
7,659	Other	EQUIPMENT DEPOT OHIO INC				394.76	514100	10476471	PAYMENT OF INVOICE #10476471--BRO, MODEL IC80-3H, S/N 131098	Feb-2012
7,660	Other	EQUIPMENT DEPOT OHIO INC				348.07	514100	10477127	PAYMENT OF INVOICE #10477127--SKJ, MODEL SJIII462, S/N 711177	Feb-2012
7,661	Other	EQUIPMENT DEPOT OHIO INC				150.69	514100	10477129	PAYMENT OF INVOICE #10477129--CAT MODEL NRR40P, S/N 2GL06072	Feb-2012
7,662	Other	EQUIPMENT DEPOT OHIO INC				42.00	514100	10477130	PAYMENT OF INVOICE #10477130--REPAIR OF CSH, MODEL 600410CU S/N 2447848	Feb-2012
7,663	Other	EQUIPMENT DEPOT OHIO INC				98.69	514100	10478402	PAYMENT OF INVOICE #10478402--OTH, CLUB CAR, S/N AD0730785419	Feb-2012
7,664	Other	EQUIPMENT DEPOT OHIO INC				592.14	514100	10478404	PAYMENT OF INVOICE #10478404, CAT, MODEL GP18, S/N 3AM02447	Feb-2012
7,665	Other	EQUIPMENT DEPOT OHIO INC				42.00	514100	10478552	PAYMENT OF INVOICE#10478552-REPAIR RANGER S/N 4XARB504D738884	Feb-2012
7,666	Other	EQUIPMENT DEPOT OHIO INC				42.00	514100	10478556	PAYMENT OF INVOICE#10478556-REPAIR TS GATOR S/N W04X2DS014494	Feb-2012
7,667	Other	EQUIPMENT DEPOT OHIO INC				42.00	514100	10478560	PAYMENT OF INVOICE#10478560-REPAIR TS GATOR S/N W04X2DS014081	Feb-2012
7,668	Other	EQUIPMENT DEPOT OHIO INC				52.00	514100	10478563	PAYMENT OF INVOICE#10478563-REPAIR CLUB CAR S/N AD0730-785419	Feb-2012
7,669	Other	EQUIPMENT DEPOT OHIO INC				246.73	514100	10478569	PAYMENT OF INVOICE#10478569-REPAIR CLK MODEL C500 S/N Y2030794955	Feb-2012
7,670	Other	EQUIPMENT DEPOT OHIO INC				52.00	514100	10478598	PAYMENT OF INVOICE#10478598-REPAIR CAT MODEL GP18 S/N 3AM02447	Feb-2012
7,671	Other	EQUIPMENT DEPOT OHIO INC				98.69	514100	10479896	PAYMENT OF INVOICE#10479896-REPAIR RAY MODEL 204DR40T S/N 020D-91-33584	Feb-2012
7,672	Other	EQUIPMENT DEPOT OHIO INC				345.43	514100	10479897	PAYMENT OF INVOICE#1047897-REPAIR CAT MODEL GP20K S/N AT17B11683	Feb-2012
7,673	Other	EQUIPMENT DEPOT OHIO INC				345.42	514100	10479900	PAYMENT OF INVOICE#10479900-REPAIR CAT MODEL NR4500 S/N 8NR3623714	Feb-2012
7,674	Other	EQUIPMENT DEPOT OHIO INC				52.00	514100	10480184	PAYMENT OF INVOICE#10480184-REPAIR KOM MODEL FG30HT-1 S/N 561747	Feb-2012
7,675	Other	EQUIPMENT DEPOT OHIO INC				52.00	514100	10480250	PAYMENT OF INVOICE#10480250-REPAIR CAT MODEL GP20K S/N AT17B11683	Feb-2012
7,676	Other	EQUIPMENT DEPOT OHIO INC				150.69	514100	10480416	PAYMENT OF INVOICE #10480416--REPAIR CAT MODEL NR4500 S/N 8NR3623714	MAR-2012
7,677	Other	EQUIPMENT DEPOT OHIO INC				150.69	514100	10480418	PAYMENT OF INVOICE #10480418--REPAIR SKJ MODEL SJIII462 S/N 714971	MAR-2012
7,678	Other	EQUIPMENT DEPOT OHIO INC				140.69	514100	10480429	PAYMENT OF INVOICE #10480429--REPAIR TSGATOR S/N WD4X2SD01364	MAR-2012
7,679	Other	EQUIPMENT DEPOT OHIO INC				98.69	514100	10481020	PAYMENT OF INVOICE #10481020--REPAIR TS GATOR S/N W04X2DS014494	MAR-2012
7,680	Other	EQUIPMENT DEPOT OHIO INC				197.38	514100	10481021	PAYMENT OF INVOICE #10481021--REPAIR CAT MODEL GP20K S/N AT17B11683	MAR-2012
7,681	Other	EQUIPMENT DEPOT OHIO INC				98.69	514100	10481023	PAYMENT OF INVOICE #10481023--REPAIR LULL MODEL 1044C54 S/N 0160027842	MAR-2012
7,682	Other	EQUIPMENT DEPOT OHIO INC				98.69	514100	10481038	PAYMENT OF INVOICE #10481038--REPAIR CAT MODEL NRR40P S/N 2GL06072	MAR-2012
7,683	Other	EQUIPMENT DEPOT OHIO INC				98.69	514100	10481052	PAYMENT OF INVOICE #10481052--REPAIR SKJ MODEL SJIII462 S/N 714971	MAR-2012
7,684	Other	EQUIPMENT DEPOT OHIO INC				52.00	514100	10481055	PAYMENT OF INVOICE #10481055--REPAIR CAT MODEL GP40 S/N 1CM02760	MAR-2012
7,685	Other	EQUIPMENT DEPOT OHIO INC				110.00	514100	10481615	REPAIR LULL MODEL 1044C54 S/N 0160027842	MAR-2012
7,686	Other	EQUIPMENT DEPOT OHIO INC				493.45	514100	10487543	PAYMENT OF INVOICE #10487543--REPAIR CAT MODEL NR4500 S/N 8NR3623714	MAR-2012
7,687	Other	EQUIPMENT DEPOT OHIO INC				493.45	514100	10487545	PAYMENT OF INVOICE #10487545--REPAIR CAT MODEL NR4500 S/N 8NR3623714	MAR-2012
7,688	Other	EQUIPMENT DEPOT OHIO INC				1,579.04	514100	10490293	LABOR FOR REPAIR MADE TO SMALL FORKLIFT (OUTAGE LIFT)	MAR-2012
7,689	Other	EQUIPMENT DEPOT OHIO INC				197.38	514100	10490296	PAYMENT OF INVOICE #10490296--REPAIR RANGER S/N 4XARB504D738884	MAR-2012
7,690	Other	EQUIPMENT DEPOT OHIO INC				52.00	514100	10490301	PAYMENT OF INVOICE #10490301--REPAIR MITSUBISHI MODEL FG25K S/N AF17B10915	MAR-2012
7,691	Other	EQUIPMENT DEPOT OHIO INC				52.00	514100	10490493	PAYMENT OF INVOICE #10490493--REPAIR CAT MODEL GP30 S/N 7AM02543	MAR-2012
7,692	Other	EQUIPMENT DEPOT OHIO INC				52.00	514100	10490494	PAYMENT OF INVOICE #10490494--REPAIR KUB MODEL RTV1100 S/N 23682	MAR-2012

KENTUCKY UTILITIES COMPANY
Case No. 2012- 00221
Analysis of Professional Services Expenses For the Test Year

(A)	(B)	(C)	(D)	(E)	(F)	(G)	(H)	(I)		
Line No.	Type	Vendor	Rate Case	Audit	Other	Total	Account	Invoice	Description	Period
7,693	Other	EQUIPMENT DEPOT OHIO INC				197.38	514100	10490498	PAYMENT OF INVOICE #10490498--REPAIR CAT MODEL NR4500 S/N 8NR3623714	MAR-2012
7,694	Other	EQUIPMENT DEPOT OHIO INC				197.38	514100	10490499	PAYMENT OF INVOICE #10490499--REPAIR GENIE MODEL Z60/34 S/N 1575	MAR-2012
7,695	Other	EQUIPMENT DEPOT OHIO INC				84.00	514100	10490501	PAYMENT OF INVOICE #10490501--REPAIR NIL MODEL 2042C S/N 1593328	MAR-2012
7,696	Other	EQUIPMENT DEPOT OHIO INC				84.00	514100	10490569	PAYMENT OF INVOICE 10490569--REPAIR GENIE MODEL Z45/25 S/N Z452512A43131	MAR-2012
7,697	Other	EQUIPMENT DEPOT OHIO INC				592.14	514100	10490571	PAYMENT OF INVOICE #10490571--REPAIR GATOR S/N W04X2DS104492	MAR-2012
7,698	Other	EQUIPMENT DEPOT OHIO INC				690.83	514100	10492995	PAYMENT OF INVOICE #10492995--REPAIR CAT MODEL GP40 S/N 1CM02760	MAR-2012
7,699	Other	EQUIPMENT DEPOT OHIO INC				690.83	514100	10492996	PAYMENT OF INVOICE #10492996--REPAIR MITSUBISHI MODEL FG25K S/N AF17B10915	MAR-2012
7,700	Other	EQUIPMENT DEPOT OHIO INC				42.00	514100	10493005	PAYMENT OF INVOICE 10493005--REPAIR GENIE MODEL PLI30 S/N 31923827F	MAR-2012
7,701	Other	EQUIPMENT DEPOT OHIO INC				197.38	514100	10493055	PAYMENT OF INVOICE #10493055--REPAIR RAY MODEL 204DR40TT S/N 020D9133584	MAR-2012
7,702	Other	EQUIPMENT DEPOT OHIO INC				(275.40)	514100	0210005630	PAYMENT OF INVOICE #10374914--REPAIR KOM MODEL FG30HT1 S/N 561747	JUL-2011
7,703	Other	EQUIPMENT DEPOT OHIO INC				2,867.00	514100	J701-0110-0312 Adjustment USD	EQUIPMENT DEPOT OHIO INC	MAR-2012
7,704	Other	EQUIPMENT MECHANIC SERVICES LLC				480.00	512100	66	REPAIR HOLE IN HYDRAULIC VALVE IN OLD 657E	MAY-2011
7,705	Other	EQUIPMENT MECHANIC SERVICES LLC				810.00	512100	102	REMOVE AND REPLACE BEARINGS AND PINS IN BOWL CYLINDERS IN OLD 657	Jun-2011
7,706	Other	EQUIPMENT MECHANIC SERVICES LLC				119.12	512100	102	REMOVE AND REPLACE BEARINGS AND PINS IN BOWL CYLINDERS IN OLD 657	Jun-2011
7,707	Other	EQUIPMENT MECHANIC SERVICES LLC				330.00	512005	109	LABOR TO CHECK A/C ON 984C	Jun-2011
7,708	Other	EQUIPMENT MECHANIC SERVICES LLC				8.10	512005	109	MATERIAL TO CHECK A/C ON 984C	Jun-2011
7,709	Other	EQUIPMENT MECHANIC SERVICES LLC				1,080.00	512100	117	LABOR TO REPLACE A/C CONDENSOR, EVAPORATOR, AND CONTROL UNIT ON L180	Jun-2011
7,710	Other	EQUIPMENT MECHANIC SERVICES LLC				10,500.00	512100	132	LABOR TO ALIGN BORE BLADE & BRACE & INSTALL BUSHINGS ON D9T.	JUL-2011
7,711	Other	EQUIPMENT MECHANIC SERVICES LLC				250.00	512100	132	MATERIAL TO ALIGN BORE BLADE & BRACE & INSTALL BUSHINGS ON D9T.	JUL-2011
7,712	Other	EQUIPMENT MECHANIC SERVICES LLC				405.25	514100	143	MATERIAL TO REMOVE AND REPLACE A/C COMPRESSOR ON WATER TRUCK	AUG-2011
7,713	Other	EQUIPMENT MECHANIC SERVICES LLC				300.00	514100	143	LABOR TO REMOVE AND REPLACE A/C COMPRESSOR ON WATER TRUCK	AUG-2011
7,714	Other	EQUIPMENT MECHANIC SERVICES LLC				3,765.00	514100	164	LABOR TO REMOVE AND REPLACE LEAKING HYDRAULIC PUMP ON WATER TRUCK	AUG-2011
7,715	Other	EQUIPMENT MECHANIC SERVICES LLC				180.00	514100	183	LABOR TO DIAGNOSE AND REPLACE THROTTLE SOLENOID ON CS563D DRUM COMPACTOR	AUG-2011
7,716	Other	EQUIPMENT MECHANIC SERVICES LLC				695.00	512100	213	PARTS Rebuild 657 STEERING CYLINDER	SEP-2011
7,717	Other	EQUIPMENT MECHANIC SERVICES LLC				355.00	512100	213	LABOR Rebuild 657 STEERING CYLINDER	SEP-2011
7,718	Other	EQUIPMENT MECHANIC SERVICES LLC				420.00	512100	214	LABOR TO REPLACE SEALS IN SHIFT SOLENOIDS ON L180	AUG-2011
7,719	Other	EQUIPMENT MECHANIC SERVICES LLC				824.30	512100	246	MATERIAL TO REMOVE AND REPLACE SHIFTER AND FORWARD/REVERSE SWITCHES	SEP-2011
7,720	Other	EQUIPMENT MECHANIC SERVICES LLC				480.00	512100	246	LABOR TO REMOVE AND REPLACE SHIFTER AND FORWARD/REVERSE SWITCHES	SEP-2011
7,721	Other	EQUIPMENT MECHANIC SERVICES LLC				90.00	512100	258	REPAIR HYDRAULIC LEAK AROUND TRANSMISSION ON 657	SEP-2011
7,722	Other	EQUIPMENT MECHANIC SERVICES LLC				180.00	512100	263	TROUBLESHOOT STEERING LOCKUP ON D9T CATDOZER	SEP-2011
7,723	Other	EQUIPMENT MECHANIC SERVICES LLC				1,320.00	512100	264	LABOR TO REMOVE TRANSMISSION AND REPAIR HYDRAULIC LEAK AND REINSTALL TRANSMISSION	SEP-2011
7,724	Other	EQUIPMENT MECHANIC SERVICES LLC				25.00	512100	264	MATERIAL TO REMOVE TRANSMISSION AND REPAIR HYDRAULIC LEAK AND REINSTALL TRANSMISSION	SEP-2011
7,725	Other	EQUIPMENT MECHANIC SERVICES LLC				420.00	512005	287	LABOR TO REBUILD STEERING CYLINDER ON LIMESTONE UNLOADER	OCT-2011
7,726	Other	EQUIPMENT MECHANIC SERVICES LLC				1,322.00	512005	301	MATERIAL TO REBUILD STEERING CYLINDER ON LIMESTONE UNLOADER	OCT-2011
7,727	Other	EQUIPMENT MECHANIC SERVICES LLC				510.00	514100	302	LABOR 6 INCH TRASH PUMP LOSING POWER.	OCT-2011
7,728	Other	EQUIPMENT MECHANIC SERVICES LLC				54.86	514100	302	MATERIAL 6 INCH TRASH PUMP LOSING POWER.	OCT-2011
7,729	Other	EQUIPMENT MECHANIC SERVICES LLC				3,100.00	514100	313	LABOR TO REMOVE AND REPLACE HARNESSSES, FIX HEAD LIGHTS, FIND OIL LEAK	OCT-2011
7,730	Other	EQUIPMENT MECHANIC SERVICES LLC				750.00	512100	314	LABOR TO REPAIR MUFFLER ON D9R DOZER	OCT-2011
7,731	Other	EQUIPMENT MECHANIC SERVICES LLC				90.00	512005	328	LABOR HYDRAULIC HOSE FOR ROCK UNLOADER	NOV-2011
7,732	Other	EQUIPMENT MECHANIC SERVICES LLC				1,535.50	512100	417	LABOR TO REPAIR REAR ENGINE ON 657E SCRAPER	Dec-2011
7,733	Other	EQUIPMENT MECHANIC SERVICES LLC				982.50	512100	441	LABOR BORE SROCKET FOR 1L1 CONVEYOR	Jan-2012
7,734	Other	EQUIPMENT MECHANIC SERVICES LLC				420.00	512100	443	LABOR FOR COLD STARTING ISSUES ON D9R	Jan-2012
7,735	Other	EQUIPMENT MECHANIC SERVICES LLC				330.00	512100	487	BORE AND BROACH 2 H MAGNETIC SPROCKETS	Feb-2012
7,736	Other	EQUIPMENT MECHANIC SERVICES LLC				990.00	514100	504	LABOR TO REPAIR STARTING PROBLEM ON INGERSOL COMPRESSOR	Feb-2012

KENTUCKY UTILITIES COMPANY
Case No. 2012- 00221
Analysis of Professional Services Expenses For the Test Year

(A)	(B)	(C)	(D)	(E)	(F)	(G)	(H)	(I)		
Line No.	Type	Vendor	Rate Case	Audit	Other	Total	Account	Invoice	Description	Period
7,737	Other	EQUIPMENT MECHANIC SERVICES LLC				1,290.00	512100	539	LABOR TO REMOVE AND REPLACE ONE REAR SLAC ADJUSTER ON NEW 657	Feb-2012
7,738	Other	EQUIPMENT MECHANIC SERVICES LLC				100.43	512100	539	SUPPLIES TO REMOVE AND REPLACE ONE REAR SLAC ADJUSTER ON NEW 657	Feb-2012
7,739	Other	EQUIPMENT MECHANIC SERVICES LLC				270.00	514100	540	LABOR TO REPLACE LEFT REAR MAXY BRAKE CANISTER LEAKING	Feb-2012
7,740	Other	EQUIPMENT MECHANIC SERVICES LLC				61.20	514100	540	MATERIAL TO REPLACE LEFT REAR MAXY BRAKE CANISTER LEAKING	Feb-2012
7,741	Other	EQUIPMENT MECHANIC SERVICES LLC				735.12	512100	633	EXHAUST HOSE FOR ROTARY VALVE 5-1/2"	MAR-2012
7,742	Other	EQUIPMENT MECHANIC SERVICES LLC				180.00	512100	634	LABOR TO TROUBLESHOOT ENGINE OIL LIGHT ON OLD 657 REAR ENGINE	MAR-2012
7,743	Other	EQUIPMENT MECHANIC SERVICES LLC				107.16	512100	634	MATERIAL TO TROUBLESHOOT ENGINE OIL LIGHT ON OLD 657 REAR ENGINE	MAR-2012
7,744	Other	EQUIPMENT MECHANIC SERVICES LLC				480.00	512005	637	LABOR TO REPAIR PARKING BREAK ON LIMESTONE UNLOADER	MAR-2012
7,745	Other	EQUIPMENT MECHANIC SERVICES LLC				325.00	512005	637	MATERIAL TO REPAIR PARKING BREAK ON LIMESTONE UNLOADER	MAR-2012
7,746	Other	EQUIPMENT SALES AND RENTALS INC				525.00	512005	662125001	1 WEEK RENTAL OF 2" GASOLINE POWERED TRASH PUMP WITH 20 FT. SUCTION HOSE, 300 FT. DISCHARGE HOSE. INCLUDES DELIVERY TO SITE 03/31/11 AND PICKUP 04/06/11	APR-2011
7,747	Other	EQUIPMENT SALES AND RENTALS INC				(386.36)	512005	662125001	INVOICE 662125001	AUG-2011
7,748	Other	EVANS CONSTRUCTION CO INC				576.93	935403	19484	EARLINGTON STOREROOM-JANITORIAL SERVICES THROUGH END OF 2011	AUG-2011
7,749	Other	EVANS CONSTRUCTION CO INC				78.67	935403	19484	EARLINGTON STOREROOM-JANITORIAL SERVICES THROUGH END OF 2011	AUG-2011
7,750	Other	EVANS CONSTRUCTION CO INC				159.60	935402	20185	EVANS CONSTRUCTION - CAMPBELLSVILLE STRM - LIGHT MAINTENANCE REPAIRS. INVOICE EVC-20185	OCT-2011
7,751	Other	EVANS CONSTRUCTION CO INC				234.39	935402	20216	EVANS CONSTRUCTION -MORGANFIELD STRM - LIGHT MAINTENANCE REPAIRS. INVOICE EVC-20216	OCT-2011
7,752	Other	EVANS CONSTRUCTION CO INC				559.42	935403	20254	HARLAN STOREROOM-JANITORIAL SERVICES BEGINNING JAN 2012 FOR ESTIMATED 36 MONTHS	OCT-2011
7,753	Other	EVANS CONSTRUCTION CO INC				76.28	935403	20254	HARLAN STOREROOM-JANITORIAL SERVICES BEGINNING JAN 2012 FOR ESTIMATED 36 MONTHS	OCT-2011
7,754	Other	EVANS CONSTRUCTION CO INC				1,793.82	935403	20442	GREENVILLE BUS OFFICE - JANITORIAL SERVICES THROUGH END OF 2011	NOV-2011
7,755	Other	EVANS CONSTRUCTION CO INC				244.61	935403	20442	GREENVILLE BUS OFFICE - JANITORIAL SERVICES THROUGH END OF 2011	NOV-2011
7,756	Other	EVANS CONSTRUCTION CO INC				293.70	935403	21304	EVANS JANITORIAL-REVISION TO PO 55223 FOR EARLINGTON WESTERN TECH EFFECTIVE 1/1/2012	Feb-2012
7,757	Other	EVANS CONSTRUCTION CO INC				73.42	935403	21304	EVANS JANITORIAL-REVISION TO PO 55223 FOR EARLINGTON WESTERN TECH EFFECTIVE 1/1/2012	Feb-2012
7,758	Other	EVANS CONSTRUCTION CO INC				159.91	935403	21328	EVANS JANITORIAL-NEW MORGANFIELD CUSTOMER AND OPERATIONS CENTER EFFECTIVE JAN 1, 2012	Feb-2012
7,759	Other	EVANS CONSTRUCTION CO INC				106.60	935403	21328	EVANS JANITORIAL-NEW MORGANFIELD CUSTOMER AND OPERATIONS CENTER EFFECTIVE JAN 1, 2012	Feb-2012
7,760	Other	EVANS CONSTRUCTION CO INC				39.98	935403	21328	EVANS JANITORIAL-NEW MORGANFIELD CUSTOMER AND OPERATIONS CENTER EFFECTIVE JAN 1, 2012	Feb-2012
7,761	Other	EVANS CONSTRUCTION CO INC				26.65	935403	21328	EVANS JANITORIAL-NEW MORGANFIELD CUSTOMER AND OPERATIONS CENTER EFFECTIVE JAN 1, 2012	Feb-2012
7,762	Other	EVANS CONSTRUCTION CO INC				(559.42)	935403	AME20699	HARLAN STOREROOM-JANITORIAL SERVICES BEGINNING JAN 2012 FOR ESTIMATED 36 MONTHS	Dec-2011
7,763	Other	EVANS CONSTRUCTION CO INC				6,142.50	921004	AME20966	EVANS CONST-E-TOWN STOREROOM CONST - CHANGE ORDER #3 -RELOCATE DIRT AS REQUIRED 12/16/2011	Dec-2011
7,764	Other	EVANS CONSTRUCTION CO INC				173.25	935403	AME21376	EVANS CONSTRUCTION - PENNINGTON GAP OFFICE - LIGHT MAINTENANCE DUTIES AND REPAIRS. INVOICE AMI-21373	Feb-2012
7,765	Other	EVANS CONSTRUCTION CO INC				229.48	588100	AMI12125	EVANS CONSTRUCTION - LEXINGTON SUB/RELAY - LIGHT MAINTENANCE DUTIES. INVOICE AMI-21125	Jan-2012
7,766	Other	EVANS CONSTRUCTION CO INC				1,121.25	935403	AMI20725	EVANS CONSTRUCTION - CAMPBELLSVILLE OFFICE - LIGHT MAINTENANCE REPAIRS. INVOICE AMI-20725	Dec-2011
7,767	Other	EVANS CONSTRUCTION CO INC				332.03	935403	AMI20726	EVANS CONSTRUCTION - CAMPBELLSVILLE OFFICE - LIGHT MAINTENANCE REPAIRS. INVOICE AMI-20726	Dec-2011
7,768	Other	EVANS CONSTRUCTION CO INC				39.90	935402	AMI20727	EVANS CONSTRUCTION - CAMPBELLSVILLE STRM - LIGHT MAINTENANCE REPAIRS. INVOICE AMI-20727	Dec-2011
7,769	Other	EVANS CONSTRUCTION CO INC				594.35	935402	AMI20728	EVANS CONSTRUCTION - CARROLLTON STRM - LIGHT MAINTENANCE REPAIRS. INVOICE AMI-20728	Dec-2011
7,770	Other	EVANS CONSTRUCTION CO INC				104.74	935402	AMI20730	EVANS CONSTRUCTION - COEBURN BOND STATION - LIGHT MAINTENANCE REPAIRS. INVOICE AMI-20730	Dec-2011
7,771	Other	EVANS CONSTRUCTION CO INC				1,968.97	935403	AMI20731	EVANS CONSTRUCTION - DANVILLE OFFICE - LIGHT MAINTENANCE REPAIRS. INVOICE AMI-20731	Dec-2011

KENTUCKY UTILITIES COMPANY
Case No. 2012- 00221
Analysis of Professional Services Expenses For the Test Year

(A)	(B)	(C)	(D)	(E)	(F)	(G)	(H)	(I)		
Line No.	Type	Vendor	Rate Case	Audit	Other	Total	Account	Invoice	Description	Period
7,772	Other	EVANS CONSTRUCTION CO INC				889.62	935403	AMI20732	EVANS CONSTRUCTION - DANVILLE SUB/METER - LIGHT MAINTENANCE REPAIRS. INVOICE AMI-20732	Dec-2011
7,773	Other	EVANS CONSTRUCTION CO INC				222.87	935402	AMI20733	EVANS CONSTRUCTION - DANVILLE TRAINING BLDG - LIGHT MAINTENANCE REPAIRS. INVOICE AMI-20733	Dec-2011
7,774	Other	EVANS CONSTRUCTION CO INC				371.48	935402	AMI20734	EVANS CONSTRUCTION - DANVILLE STRM - LIGHT MAINTENANCE REPAIRS. INVOICE AMI-20734	Dec-2011
7,775	Other	EVANS CONSTRUCTION CO INC				237.18	566900	AMI20735	LABOR, EQUIP AND VEH EXPENSES ASSOCIATED WITH LIGHT MAINTENANCE REQUESTED AND PERFORMED AT THE DIX DAM LOCATION (THIS IS A NOT TO EXCEED AMOUNT)	Dec-2011
7,776	Other	EVANS CONSTRUCTION CO INC				7,699.59	923100	AMI20736	EVANS CONSTRUCTION - LGE CENTER - LIGHT MAINTENANCE REPAIRS. INVOICE AMI-20736	Dec-2011
7,777	Other	EVANS CONSTRUCTION CO INC				237.18	935403	AMI20738	EVANS CONSTRUCTION - EARLINGTON OFFICE - LIGHT MAINTENANCE REPAIRS. INVOICE AMI-20738	Dec-2011
7,778	Other	EVANS CONSTRUCTION CO INC				403.14	935403	AMI20739	EVANS CONSTRUCTION - EARLINGTON WEST TECH - LIGHT MAINTENANCE REPAIRS. INVOICE AMI-20739	Dec-2011
7,779	Other	EVANS CONSTRUCTION CO INC				988.95	935403	AMI20741	EVANS CONSTRUCTION - E-TOWN OFFICE - LIGHT MAINTENANCE REPAIRS. INVOICE AMI-20739	Dec-2011
7,780	Other	EVANS CONSTRUCTION CO INC				752.31	583001	AMI20808	EVANS CONSTRUCTION - E-TOWN STRM - LIGHT MAINTENANCE REPAIRS. INVOICE AMI-20808	Dec-2011
7,781	Other	EVANS CONSTRUCTION CO INC				546.07	935403	AMI20810	EVANS CONSTRUCTION - GEORGETOWN OFFICE - LIGHT MAINTENANCE REPAIRS. INVOICE AMI-20810	Dec-2011
7,782	Other	EVANS CONSTRUCTION CO INC				62.04	935402	AMI20811	EVANS CONSTRUCTION - GEORGETOWN OLD STORAGE - LIGHT MAINTENANCE REPAIRS. INVOICE AMI-20811	Dec-2011
7,783	Other	EVANS CONSTRUCTION CO INC				49.66	935402	AMI20812	EVANS CONSTRUCTION - GEORGETOWN OPEN LOT - LIGHT MAINTENANCE REPAIRS. INVOICE AMI-20812	Dec-2011
7,784	Other	EVANS CONSTRUCTION CO INC				1,155.00	935403	AMI20813	EVANS CONSTRUCTION - GEORGETOWN SUBSTATION - LIGHT MAINTENANCE REPAIRS. INVOICE AMI-20813	Dec-2011
7,785	Other	EVANS CONSTRUCTION CO INC				661.93	935402	AMI20814	EVANS CONSTRUCTION - GREENVILLE STRM - LIGHT MAINTENANCE REPAIRS. INVOICE AMI-20814	Dec-2011
7,786	Other	EVANS CONSTRUCTION CO INC				126.06	935403	AMI20815	EVANS CONSTRUCTION - HARLAN OFFICE - LIGHT MAINTENANCE REPAIRS. INVOICE AMI-20815	Dec-2011
7,787	Other	EVANS CONSTRUCTION CO INC				474.34	935402	AMI20816	EVANS CONSTRUCTION - HARLAN STRM - LIGHT MAINTENANCE REPAIRS. INVOICE AMI-20816	Dec-2011
7,788	Other	EVANS CONSTRUCTION CO INC				951.74	921003	AMI20817	EVANS CONSTRUCTION - LEXINGTON OP CENTER - LIGHT MAINTENANCE REPAIRS. INVOICE AMI-20817	Dec-2011
7,789	Other	EVANS CONSTRUCTION CO INC				524.36	586100	AMI20818	EVANS CONSTRUCTION - LEXINGTON METER DEPT - LIGHT MAINTENANCE REPAIRS. INVOICE AMI-20818	Dec-2011
7,790	Other	EVANS CONSTRUCTION CO INC				493.37	588100	AMI20819	EVANS CONSTRUCTION - LEXINGTON SUB/RELAY - LIGHT MAINTENANCE REPAIRS. INVOICE AMI-20819	Dec-2011
7,791	Other	EVANS CONSTRUCTION CO INC				1,117.79	935403	AMI20820	EVANS CONSTRUCTION - LONDON OFFICE - LIGHT MAINTENANCE REPAIRS. INVOICE AMI-20820	Dec-2011
7,792	Other	EVANS CONSTRUCTION CO INC				671.86	583001	AMI20821	EVANS CONSTRUCTION - LONDON STRM - LIGHT MAINTENANCE REPAIRS. INVOICE AMI-20820	Dec-2011
7,793	Other	EVANS CONSTRUCTION CO INC				915.60	584001	AMI20822	EVANS CONST-INV AMI-20822 - REPAIRS COMPLETED BY SUBCONTRACTOR - CRICK TRENCHING (CUSTOMER REIMBURSEMENT WORK) @ 2530 SOUTH MAIN STREET MADISONVILLE (DEC. 6, 2011)	Dec-2011
7,794	Other	EVANS CONSTRUCTION CO INC				564.90	584001	AMI20822	EVANS CONST-INV AMI-20822 - REPAIRS COMPLETED BY SUBCONTRACTOR - CRICK TRENCHING (CUSTOMER REIMBURSEMENT WORK) @ 235 WITCHCRAFT RD MADISONVILLE (NOV. 29, 2011)	Dec-2011
7,795	Other	EVANS CONSTRUCTION CO INC				2,479.45	935403	AMI20824	EVANS CONSTRUCTION - MAYSVILLE OFFICE - LIGHT MAINTENANCE REPAIRS. INVOICE AMI-20824	Dec-2011
7,796	Other	EVANS CONSTRUCTION CO INC				316.16	935402	AMI20826	EVANS CONSTRUCTION - MAYSVILLE STRM - LIGHT MAINTENANCE REPAIRS. INVOICE AMI-20826	Dec-2011
7,797	Other	EVANS CONSTRUCTION CO INC				808.50	935403	AMI20827	EVANS CONSTRUCTION - MAYSVILLE SUB - LIGHT MAINTENANCE REPAIRS. INVOICE AMI-20827	Dec-2011
7,798	Other	EVANS CONSTRUCTION CO INC				149.79	921003	AMI20828	EVANS CONSTRUCTION - MIDWAY SVC CENTER - LIGHT MAINTENANCE REPAIRS. INVOICE AMI-20828	Dec-2011
7,799	Other	EVANS CONSTRUCTION CO INC				337.91	935403	AMI20829	EVANS CONSTRUCTION - MIDDLESBORO OFFICE - LIGHT MAINTENANCE REPAIRS. INVOICE AMI-20829	Dec-2011

KENTUCKY UTILITIES COMPANY
Case No. 2012- 00221
Analysis of Professional Services Expenses For the Test Year

(A)	(B)	(C)	(D)	(E)	(F)	(G)	(H)	(I)		
Line No.	Type	Vendor	Rate Case	Audit	Other	Total	Account	Invoice	Description	Period
7,800	Other	EVANS CONSTRUCTION CO INC				316.16	935402	AMI20830	EVANS CONSTRUCTION - MULdraUGH - LIGHT MAINTENANCE DUTIES. INVOICE AMI-20830	Dec-2011
7,801	Other	EVANS CONSTRUCTION CO INC				441.00	935403	AMI20831	EVANS CONSTRUCTION - MT STERLING OFFICE - LIGHT MAINTENANCE REPAIRS. INVOICE AMI-20831	Dec-2011
7,802	Other	EVANS CONSTRUCTION CO INC				1,131.48	935403	AMI20832	EVANS CONSTRUCTION - MOREHEAD OFFICE - LIGHT MAINTENANCE REPAIRS. INVOICE AMI-20832	Dec-2011
7,803	Other	EVANS CONSTRUCTION CO INC				78.98	935403	AMI20833	EVANS CONSTRUCTION - MOREHEAD STRM - LIGHT MAINTENANCE REPAIRS. INVOICE AMI-20833	Dec-2011
7,804	Other	EVANS CONSTRUCTION CO INC				711.52	935403	AMI20834	EVANS CONSTRUCTION - MORGANFIELD OFFICE - LIGHT MAINTENANCE REPAIRS. INVOICE AMI-20834	Dec-2011
7,805	Other	EVANS CONSTRUCTION CO INC				534.45	935402	AMI20835	EVANS CONSTRUCTION - NORTON OFFICE - LIGHT MAINTENANCE REPAIRS. INVOICE AMI-20835	Dec-2011
7,806	Other	EVANS CONSTRUCTION CO INC				955.50	935402	AMI20836	EVANS CONSTRUCTION - NORTON STRM - LIGHT MAINTENANCE REPAIRS. INVOICE AMI-20836	Dec-2011
7,807	Other	EVANS CONSTRUCTION CO INC				10,793.46	921003	AMI20837	EVANS CONSTRUCTION - KUGO - LIGHT MAINTENANCE REPAIRS. INVOICE AMI-20837	Dec-2011
7,808	Other	EVANS CONSTRUCTION CO INC				289.88	935403	AMI20838	EVANS CONSTRUCTION - PARIS OFFICE - LIGHT MAINTENANCE REPAIRS. INVOICE AMI-20838	Dec-2011
7,809	Other	EVANS CONSTRUCTION CO INC				73.50	935403	AMI20839	EVANS CONSTRUCTION - PENNINGTON GAP OFFICE - LIGHT MAINTENANCE REPAIRS. INVOICE AMI-20839	Dec-2011
7,810	Other	EVANS CONSTRUCTION CO INC				553.25	921002	AMI20840	EVANS CONSTRUCTION - PINEVILLE - LIGHT MAINTENANCE REPAIRS. INVOICE AMI-20840	Dec-2011
7,811	Other	EVANS CONSTRUCTION CO INC				553.25	903930	AMI20840	EVANS CONSTRUCTION - PINEVILLE - LIGHT MAINTENANCE REPAIRS. INVOICE AMI-20840	Dec-2011
7,812	Other	EVANS CONSTRUCTION CO INC				553.25	580100	AMI20840	EVANS CONSTRUCTION - PINEVILLE - LIGHT MAINTENANCE REPAIRS. INVOICE AMI-20840	Dec-2011
7,813	Other	EVANS CONSTRUCTION CO INC				553.25	580100	AMI20840	EVANS CONSTRUCTION - PINEVILLE - LIGHT MAINTENANCE REPAIRS. INVOICE AMI-20840	Dec-2011
7,814	Other	EVANS CONSTRUCTION CO INC				1,108.65	935403	AMI20841	EVANS CONSTRUCTION - RICHMOND OFFICE - LIGHT MAINTENANCE REPAIRS. INVOICE AMI-20841	Dec-2011
7,815	Other	EVANS CONSTRUCTION CO INC				632.54	935403	AMI20843	EVANS CONSTRUCTION - SHELBYVILLE OFFICE - LIGHT MAINTENANCE REPAIRS. INVOICE AMI-20843	Dec-2011
7,816	Other	EVANS CONSTRUCTION CO INC				553.32	935402	AMI20844	EVANS CONSTRUCTION - SHELBYVILLE STRM - LIGHT MAINTENANCE REPAIRS. INVOICE AMI-20844	Dec-2011
7,817	Other	EVANS CONSTRUCTION CO INC				474.34	935403	AMI20845	EVANS CONSTRUCTION - SOMERSET OFFICE - LIGHT MAINTENANCE REPAIRS. INVOICE AMI-20845	Dec-2011
7,818	Other	EVANS CONSTRUCTION CO INC				163.80	935403	AMI20848	EVANS CONSTRUCTION - VERSAILLES OFFICE - LIGHT MAINTENANCE REPAIRS. INVOICE AMI-20848	Dec-2011
7,819	Other	EVANS CONSTRUCTION CO INC				718.94	935403	AMI20849	EVANS CONSTRUCTION - WINCHESTER OFFICE - LIGHT MAINTENANCE REPAIRS. INVOICE AMI-20849	Dec-2011
7,820	Other	EVANS CONSTRUCTION CO INC				31.50	935402	AMI20851	EVANS CONSTRUCTION - BIG STONE GAP - LIGHT MAINTENANCE REPAIRS. INVOICE AMI-20851	Dec-2011
7,821	Other	EVANS CONSTRUCTION CO INC				4,977.00	921004	AMI20852	EVANS - CRATES FOR TREES AND WREATHS (SUB - HOME BASE CONSTRUCTION INV 646) FOR THE BUSINESS OFFICES INV 646	Dec-2011
7,822	Other	EVANS CONSTRUCTION CO INC				31.50	935402	AMI20956	EVANS CONSTRUCTION - BIG STONE GAP - LIGHT MAINTENANCE DUTIES. INVOICE AMI-20956	Dec-2011
7,823	Other	EVANS CONSTRUCTION CO INC				47.25	935402	AMI20957	EVANS CONSTRUCTION - CARROLLTON STOREROOM - LIGHT MAINTENANCE DUTIES. INVOICE AMI-20957	Dec-2011
7,824	Other	EVANS CONSTRUCTION CO INC				50.40	935403	AMI20958	EVANS CONSTRUCTION - LONDON OFFICE - LIGHT MAINTENANCE DUTIES. INVOICE AMI-20958	Dec-2011
7,825	Other	EVANS CONSTRUCTION CO INC				147.00	935403	AMI20959	EVANS CONSTRUCTION - MAYSVILLE OFFICE - LIGHT MAINTENANCE DUTIES. INVOICE AMI-20959	Dec-2011
7,826	Other	EVANS CONSTRUCTION CO INC				126.00	935402	AMI20960	EVANS CONSTRUCTION - NORTON OFFICE - LIGHT MAINTENANCE DUTIES. INVOICE AMI-20960	Dec-2011
7,827	Other	EVANS CONSTRUCTION CO INC				36.75	935403	AMI20961	EVANS CONSTRUCTION - PENNINGTON GAP OFFICE - LIGHT MAINTENANCE DUTIES. INVOICE AMI-20961	Dec-2011
7,828	Other	EVANS CONSTRUCTION CO INC				162.75	935403	AMI20962	EVANS CONSTRUCTION - SOMERSET OFFICE - LIGHT MAINTENANCE DUTIES. INVOICE AMI-20962	Dec-2011
7,829	Other	EVANS CONSTRUCTION CO INC				89.25	935403	AMI20963	EVANS CONSTRUCTION - WINCHESTER - LIGHT MAINTENANCE DUTIES. INVOICE AMI-20963	Dec-2011

KENTUCKY UTILITIES COMPANY
Case No. 2012- 00221
Analysis of Professional Services Expenses For the Test Year

(A)		(B)	(C)	(D)	(E)	(F)	(G)	(H)	(I)	
Line No.	Type	Vendor	Rate Case	Audit	Other	Total	Account	Invoice	Description	Period
7,830	Other	EVANS CONSTRUCTION CO INC				514.50	935402	AMI20967	EVANS CONSTRUCTION - NORTON STOREROOM - LIGHT MAINTENANCE DUTIES. INVOICE AMI-20967	Dec-2011
7,831	Other	EVANS CONSTRUCTION CO INC				122.07	935402	AMI20980	EVANS CONSTRUCTION - CARROLLTON OFFICE - LIGHT MAINTENANCE DUTIES. INVOICE AMI-20980	Dec-2011
7,832	Other	EVANS CONSTRUCTION CO INC				523.67	935403	AMI20987	EVANS CONSTRUCTION - CAMPBELLSVILLE OFFICE - LIGHT MAINTENANCE DUTIES. INVOICE AMI-20987	Dec-2011
7,833	Other	EVANS CONSTRUCTION CO INC				223.70	935402	AMI20988	EVANS CONSTRUCTION - CAMPBELLSVILLE STRM - LIGHT MAINTENANCE DUTIES. INVOICE AMI-20988	Dec-2011
7,834	Other	EVANS CONSTRUCTION CO INC				109.20	935403	AMI20989	EVANS CONSTRUCTION - DANVILLE OFFICE - LIGHT MAINTENANCE DUTIES. INVOICE AMI-20989	Dec-2011
7,835	Other	EVANS CONSTRUCTION CO INC				1,713.71	923100	AMI20990	EVANS CONSTRUCTION - LGE CENTER - LIGHT MAINTENANCE DUTIES. INVOICE AMI-20990	Dec-2011
7,836	Other	EVANS CONSTRUCTION CO INC				939.59	935403	AMI20991	EVANS CONSTRUCTION - EARLINGTON OFFICE - LIGHT MAINTENANCE DUTIES. INVOICE AMI-20991	Dec-2011
7,837	Other	EVANS CONSTRUCTION CO INC				313.20	935402	AMI20992	EVANS CONSTRUCTION - EARLINGTON STRM - LIGHT MAINTENANCE DUTIES. INVOICE AMI-20992	Dec-2011
7,838	Other	EVANS CONSTRUCTION CO INC				78.30	935403	AMI20994	EVANS CONSTRUCTION - E-TOWN OFFICE - LIGHT MAINTENANCE DUTIES. INVOICE AMI-20994	Dec-2011
7,839	Other	EVANS CONSTRUCTION CO INC				151.82	935403	AMI20995	EVANS CONSTRUCTION - GEORGETOWN OFFICE - LIGHT MAINTENANCE DUTIES. INVOICE AMI-20995	Dec-2011
7,840	Other	EVANS CONSTRUCTION CO INC				391.50	935403	AMI20996	EVANS CONSTRUCTION - GREENVILLE OFFICE - LIGHT MAINTENANCE DUTIES. INVOICE AMI-20996	Dec-2011
7,841	Other	EVANS CONSTRUCTION CO INC				234.90	935402	AMI20997	EVANS CONSTRUCTION - GREENVILLE STRM - LIGHT MAINTENANCE DUTIES. INVOICE AMI-20997	Dec-2011
7,842	Other	EVANS CONSTRUCTION CO INC				141.75	935403	AMI20998	EVANS CONSTRUCTION - LONDON OFFICE - LIGHT MAINTENANCE DUTIES. INVOICE AMI-20998	Dec-2011
7,843	Other	EVANS CONSTRUCTION CO INC				78.30	583001	AMI20999	EVANS CONSTRUCTION - LONDON STRM - LIGHT MAINTENANCE DUTIES. INVOICE AMI-20999	Dec-2011
7,844	Other	EVANS CONSTRUCTION CO INC				303.64	921003	AMI21000	EVANS CONSTRUCTION - MIDWAY SVC CENTER - LIGHT MAINTENANCE DUTIES. INVOICE AMI-21000	Dec-2011
7,845	Other	EVANS CONSTRUCTION CO INC				378.20	935403	AMI21001	EVANS CONSTRUCTION - MOREHEAD OFFICE - LIGHT MAINTENANCE DUTIES. INVOICE AMI-21001	Dec-2011
7,846	Other	EVANS CONSTRUCTION CO INC				640.91	935403	AMI21002	EVANS CONSTRUCTION - MORGANFIELD OFFICE - LIGHT MAINTENANCE DUTIES. INVOICE AMI-21002	Dec-2011
7,847	Other	EVANS CONSTRUCTION CO INC				546.67	935403	AMI21003	EVANS CONSTRUCTION - MT STERLING OFFICE - LIGHT MAINTENANCE DUTIES. INVOICE AMI-21003	Dec-2011
7,848	Other	EVANS CONSTRUCTION CO INC				4,392.77	921003	AMI21004	EVANS CONSTRUCTION - KUGO - LIGHT MAINTENANCE DUTIES. INVOICE AMI-21004	Dec-2011
7,849	Other	EVANS CONSTRUCTION CO INC				662.97	935403	AMI21006	EVANS CONSTRUCTION - PARIS OFFICE - LIGHT MAINTENANCE DUTIES. INVOICE AMI-21006	Dec-2011
7,850	Other	EVANS CONSTRUCTION CO INC				177.18	921002	AMI21007	EVANS CONSTRUCTION - PINEVILLE - LIGHT MAINTENANCE DUTIES. INVOICE AMI-21007	Dec-2011
7,851	Other	EVANS CONSTRUCTION CO INC				177.18	903930	AMI21007	EVANS CONSTRUCTION - PINEVILLE - LIGHT MAINTENANCE DUTIES. INVOICE AMI-21007	Dec-2011
7,852	Other	EVANS CONSTRUCTION CO INC				177.18	580100	AMI21007	EVANS CONSTRUCTION - PINEVILLE - LIGHT MAINTENANCE DUTIES. INVOICE AMI-21007	Dec-2011
7,853	Other	EVANS CONSTRUCTION CO INC				177.18	580100	AMI21007	EVANS CONSTRUCTION - PINEVILLE - LIGHT MAINTENANCE DUTIES. INVOICE AMI-21007	Dec-2011
7,854	Other	EVANS CONSTRUCTION CO INC				394.29	935403	AMI21008	EVANS CONSTRUCTION - RICHMOND OFFICE - LIGHT MAINTENANCE DUTIES. INVOICE AMI-21008	Dec-2011
7,855	Other	EVANS CONSTRUCTION CO INC				156.60	935403	AMI21009	EVANS CONSTRUCTION - SHELBYVILLE OFFICE - LIGHT MAINTENANCE DUTIES. INVOICE AMI-21009	Dec-2011
7,856	Other	EVANS CONSTRUCTION CO INC				101.22	935403	AMI21012	EVANS CONSTRUCTION - VERSAILLES OFFICE - LIGHT MAINTENANCE DUTIES. INVOICE AMI-21012	Dec-2011
7,857	Other	EVANS CONSTRUCTION CO INC				1,459.50	921004	AMI21108	EVANS CONSTRUCTION - BOC - HOME BASE CONSTRUCTION CHRISTMAS DECOR. INVOICE AMI21108	Jan-2012
7,858	Other	EVANS CONSTRUCTION CO INC				583.58	935403	AMI21110	EVANS CONSTRUCTION - BARLOW OFFICE - LIGHT MAINTENANCE DUTIES. INVOICE AMI-21110	Jan-2012
7,859	Other	EVANS CONSTRUCTION CO INC				30.45	935403	AMI21112	EVANS CONSTRUCTION - CAMPBELLSVILLE OFFICE - LIGHT MAINTENANCE DUTIES. INVOICE AMI-21112	Jan-2012

KENTUCKY UTILITIES COMPANY
Case No. 2012- 00221
Analysis of Professional Services Expenses For the Test Year

(A)	(B)	(C)	(D)	(E)	(F)	(G)	(H)	(I)		
Line No.	Type	Vendor	Rate Case	Audit	Other	Total	Account	Invoice	Description	Period
7,860	Other	EVANS CONSTRUCTION CO INC				39.90	935402	AMI21113	EVANS CONSTRUCTION - CAMPBELLSVILLE STRM - LIGHT MAINTENANCE DUTIES. INVOICE AMI-21113	Jan-2012
7,861	Other	EVANS CONSTRUCTION CO INC				104.74	935402	AMI21114	EVANS CONSTRUCTION - COEBURN BOND STATION - PORTABLE TOILET UNIT INVOICE AMI-21114	Jan-2012
7,862	Other	EVANS CONSTRUCTION CO INC				1,416.48	935403	AMI21115	EVANS CONSTRUCTION - DANVILLE OFFICE - LIGHT MAINTENANCE DUTIES. INVOICE AMI-21115	Jan-2012
7,863	Other	EVANS CONSTRUCTION CO INC				867.22	935403	AMI21116	EVANS CONSTRUCTION - DANVILLE SUB/METER - LIGHT MAINTENANCE DUTIES. INVOICE AMI-21116	Jan-2012
7,864	Other	EVANS CONSTRUCTION CO INC				3,011.33	923100	AMI21117	EVANS CONSTRUCTION - LGE CENTER - LIGHT MAINTENANCE REPAIRS. INVOICE AMI-21117	Jan-2012
7,865	Other	EVANS CONSTRUCTION CO INC				473.99	935403	AMI21118	EVANS CONSTRUCTION - EARLINGTON WEST TECH - LIGHT MAINTENANCE DUTIES. INVOICE AMI-21118	Jan-2012
7,866	Other	EVANS CONSTRUCTION CO INC				534.11	903003	AMI21120	EVANS CONSTRUCTION - EDDYVILLE OFFICE - LIGHT MAINTENANCE DUTIES. INVOICE AMI-21120	Jan-2012
7,867	Other	EVANS CONSTRUCTION CO INC				395.06	935402	AMI21121	EVANS CONSTRUCTION - EDDYVILLE STRM - LIGHT MAINTENANCE DUTIES. INVOICE AMI-21121	Jan-2012
7,868	Other	EVANS CONSTRUCTION CO INC				316.03	935403	AMI21122	EVANS CONSTRUCTION - E-TOWN OFFICE - LIGHT MAINTENANCE DUTIES. INVOICE AMI-21122	Jan-2012
7,869	Other	EVANS CONSTRUCTION CO INC				742.84	935403	AMI21123	EVANS CONSTRUCTION - GEORGETOWN OFFICE - LIGHT MAINTENANCE DUTIES. INVOICE AMI-21123	Jan-2012
7,870	Other	EVANS CONSTRUCTION CO INC				1,089.68	921003	AMI21124	EVANS CONSTRUCTION - LEXINGTON OP CENTER - LIGHT MAINTENANCE DUTIES. INVOICE AMI-21125	Jan-2012
7,871	Other	EVANS CONSTRUCTION CO INC				165.90	935403	AMI21126	EVANS CONSTRUCTION - LONDON OFFICE - LIGHT MAINTENANCE DUTIES. INVOICE AMI-21126	Jan-2012
7,872	Other	EVANS CONSTRUCTION CO INC				1,285.43	583001	AMI21127	EVANS CONSTRUCTION - LONDON STOREROOM - LIGHT MAINTENANCE DUTIES. INVOICE AMI-21127	Jan-2012
7,873	Other	EVANS CONSTRUCTION CO INC				63.00	935403	AMI21128	EVANS CONSTRUCTION - MOREHEAD OFFICE - LIGHT MAINTENANCE DUTIES. INVOICE AMI-21128	Jan-2012
7,874	Other	EVANS CONSTRUCTION CO INC				157.50	935403	AMI21129	EVANS CONSTRUCTION - MT STERLING OFFICE - LIGHT MAINTENANCE DUTIES. INVOICE AMI-21129	Jan-2012
7,875	Other	EVANS CONSTRUCTION CO INC				458.06	935402	AMI21131	EVANS CONSTRUCTION - NORTON - LIGHT MAINTENANCE DUTIES. INVOICE AMI-21131	Jan-2012
7,876	Other	EVANS CONSTRUCTION CO INC				3,144.85	921003	AMI21132	EVANS CONSTRUCTION - KUGO - LIGHT MAINTENANCE REPAIRS. INVOICE AMI-21132	Jan-2012
7,877	Other	EVANS CONSTRUCTION CO INC				64.88	935403	AMI21133	EVANS CONSTRUCTION - PARIS OFFICE - LIGHT MAINTENANCE DUTIES. INVOICE AMI-21133	Jan-2012
7,878	Other	EVANS CONSTRUCTION CO INC				63.00	935403	AMI21134	EVANS CONSTRUCTION - PENNINGTON GAP OFFICE - LIGHT MAINTENANCE DUTIES. INVOICE AMI-21134	Jan-2012
7,879	Other	EVANS CONSTRUCTION CO INC				588.00	935402	AMI21135	EVANS CONSTRUCTION - NORTON STRM - LIGHT MAINTENANCE DUTIES. INVOICE AMI-21135	Jan-2012
7,880	Other	EVANS CONSTRUCTION CO INC				424.02	935403	AMI21136	EVANS CONSTRUCTION - RICHMOND OFFICE - LIGHT MAINTENANCE DUTIES. INVOICE AMI-21136	Jan-2012
7,881	Other	EVANS CONSTRUCTION CO INC				315.74	935403	AMI21139	EVANS CONSTRUCTION - WINCHESTER OFFICE - LIGHT MAINTENANCE DUTIES. INVOICE AMI-21139	Jan-2012
7,882	Other	EVANS CONSTRUCTION CO INC				833.78	935403	AMI21240	EVANS CONSTRUCTION - CAMPBELLSVILLE OFFICE - LIGHT MAINTENANCE DUTIES AND REPAIRS. INVOICE AMI-21240	Feb-2012
7,883	Other	EVANS CONSTRUCTION CO INC				276.02	935402	AMI21241	EVANS CONSTRUCTION - CAMPBELLSVILLE STRM - LIGHT MAINTENANCE DUTIES AND REPAIRS. INVOICE AMI-21241	Feb-2012
7,884	Other	EVANS CONSTRUCTION CO INC				104.74	935402	AMI21243	EVANS CONSTRUCTION - COEBURN BOND STATION - PORTABLE TOILET UNIT. INVOICE AMI-21243	Feb-2012
7,885	Other	EVANS CONSTRUCTION CO INC				2,292.74	935403	AMI21244	EVANS CONSTRUCTION - DANVILLE OFFICE - LIGHT MAINTENANCE DUTIES AND REPAIRS. INVOICE AMI-21244	MAR-2012
7,886	Other	EVANS CONSTRUCTION CO INC				358.07	935402	AMI21245	EVANS CONSTRUCTION - DANVILLE STRM - LIGHT MAINTENANCE DUTIES AND REPAIRS. INVOICE AMI-21245	Feb-2012
7,887	Other	EVANS CONSTRUCTION CO INC				941.32	935403	AMI21246	EVANS CONSTRUCTION - DANVILLE SUB/METER - LIGHT MAINTENANCE DUTIES AND REPAIRS. INVOICE AMI-21246	Feb-2012
7,888	Other	EVANS CONSTRUCTION CO INC				1,046.70	566900	AMI21247	LABOR, EQUIP AND VEH EXPENSES ASSOCIATED WITH LIGHT MAINTENANCE REQUESTED AND PERFORMED AT THE DIX DAM LOCATION (THIS IS A NOT TO EXCEED AMOUNT)	Feb-2012

KENTUCKY UTILITIES COMPANY
Case No. 2012- 00221
Analysis of Professional Services Expenses For the Test Year

(A)	(B)	(C)	(D)	(E)	(F)	(G)	(H)	(I)		
Line No.	Type	Vendor	Rate Case	Audit	Other	Total	Account	Invoice	Description	Period
7,889	Other	EVANS CONSTRUCTION CO INC				2,924.89	923100	AMI21248	EVANS CONSTRUCTION - LGE CENTER - LIGHT MAINTENANCE DUTIES/REPAIRS. INVOICE AMI-21248	Feb-2012
7,890	Other	EVANS CONSTRUCTION CO INC				472.02	903003	AMI21250	EVANS CONSTRUCTION - EDDYVILLE OFFICE - LIGHT MAINTENANCE DUTIES AND REPAIRS. INVOICE AMI-21250	Feb-2012
7,891	Other	EVANS CONSTRUCTION CO INC				233.46	935403	AMI21251	EVANS CONSTRUCTION - E-TOWN OFFICE - LIGHT MAINTENANCE DUTIES AND REPAIRS. INVOICE AMI-21251	Feb-2012
7,892	Other	EVANS CONSTRUCTION CO INC				420.00	935403	AMI21252	EVANS CONSTRUCTION - GEORGETOWN OFFICE - LIGHT MAINTENANCE DUTIES AND REPAIRS. INVOICE AMI-21252	Feb-2012
7,893	Other	EVANS CONSTRUCTION CO INC				664.11	935402	AMI21253	EVANS CONSTRUCTION - GEORGETOWN STRM - LIGHT MAINTENANCE DUTIES AND REPAIRS. INVOICE AMI-21253	Feb-2012
7,894	Other	EVANS CONSTRUCTION CO INC				99.33	935403	AMI21254	EVANS CONSTRUCTION - HARLAN OFFICE - LIGHT MAINTENANCE DUTIES AND REPAIRS. INVOICE AMI-21254	Feb-2012
7,895	Other	EVANS CONSTRUCTION CO INC				524.44	935402	AMI21255	EVANS CONSTRUCTION - HARLAN STRM - LIGHT MAINTENANCE DUTIES AND REPAIRS. INVOICE AMI-21255	Feb-2012
7,896	Other	EVANS CONSTRUCTION CO INC				534.98	586100	AMI21256	EVANS CONSTRUCTION - LEXINGTON METER DEPT - LIGHT MAINTENANCE DUTIES AND REPAIRS. INVOICE AMI-21256	Feb-2012
7,897	Other	EVANS CONSTRUCTION CO INC				399.95	588100	AMI21257	EVANS CONSTRUCTION - LEXINGTON SUB/RELAY - LIGHT MAINTENANCE DUTIES AND REPAIRS. INVOICE AMI-21257	Feb-2012
7,898	Other	EVANS CONSTRUCTION CO INC				1,347.23	921003	AMI21258	EVANS CONSTRUCTION - LEXINGTON OP CENTER - LIGHT MAINTENANCE DUTIES AND REPAIRS. INVOICE AMI-21258	Feb-2012
7,899	Other	EVANS CONSTRUCTION CO INC				1,539.75	935403	AMI21259	EVANS CONSTRUCTION - LONDON OFFICE - LIGHT MAINTENANCE DUTIES AND REPAIRS. INVOICE AMI-21259	Feb-2012
7,900	Other	EVANS CONSTRUCTION CO INC				925.01	583001	AMI21359	EVANS CONSTRUCTION - LONDON STRM - LIGHT MAINTENANCE DUTIES AND REPAIRS. INVOICE AMI-21359	Feb-2012
7,901	Other	EVANS CONSTRUCTION CO INC				752.48	935403	AMI21361	EVANS CONSTRUCTION - MIDDLESBORO OFFICE - LIGHT MAINTENANCE DUTIES AND REPAIRS. INVOICE AMI-21361	Feb-2012
7,902	Other	EVANS CONSTRUCTION CO INC				1,194.37	921003	AMI21362	EVANS CONSTRUCTION - MIDWAY SVC CENTER - LIGHT MAINTENANCE DUTIES AND REPAIRS. INVOICE AMI-21362	Feb-2012
7,903	Other	EVANS CONSTRUCTION CO INC				126.00	935403	AMI21363	EVANS CONSTRUCTION - MOREHEAD OFFICE - LIGHT MAINTENANCE DUTIES AND REPAIRS. INVOICE AMI-21363	Feb-2012
7,904	Other	EVANS CONSTRUCTION CO INC				1,647.66	935403	AMI21364	EVANS CONSTRUCTION - MORGANFIELD OFFICE - LIGHT MAINTENANCE DUTIES AND REPAIRS. INVOICE AMI-21364	Feb-2012
7,905	Other	EVANS CONSTRUCTION CO INC				395.94	935403	AMI21365	EVANS CONSTRUCTION - MT STERLING OFFICE - LIGHT MAINTENANCE DUTIES AND REPAIRS. INVOICE AMI-21365	Feb-2012
7,906	Other	EVANS CONSTRUCTION CO INC				25.47	935402	AMI21366	EVANS CONSTRUCTION - MT STERLING STRM - LIGHT MAINTENANCE DUTIES AND REPAIRS. INVOICE AMI-21366	Feb-2012
7,907	Other	EVANS CONSTRUCTION CO INC				362.25	935402	AMI21368	EVANS CONSTRUCTION - NORTON OFFICE - LIGHT MAINTENANCE DUTIES AND REPAIRS. INVOICE AMI-21368	Feb-2012
7,908	Other	EVANS CONSTRUCTION CO INC				614.25	935402	AMI21369	EVANS CONSTRUCTION - NORTON STRM - LIGHT MAINTENANCE DUTIES AND REPAIRS. INVOICE AMI-21369	Feb-2012
7,909	Other	EVANS CONSTRUCTION CO INC				9,330.34	921003	AMI21370	EVANS CONSTRUCTION - KUGO - LIGHT MAINTENANCE DUTIES AND REPAIRS. INVOICE AMI21370	Feb-2012
7,910	Other	EVANS CONSTRUCTION CO INC				415.01	935403	AMI21371	EVANS CONSTRUCTION - PARIS OFFICE - LIGHT MAINTENANCE DUTIES AND REPAIRS. INVOICE AMI-21371	Feb-2012
7,911	Other	EVANS CONSTRUCTION CO INC				50.93	935402	AMI21372	EVANS CONSTRUCTION - PARIS STRM - LIGHT MAINTENANCE DUTIES AND REPAIRS. INVOICE AMI-21372	Feb-2012
7,912	Other	EVANS CONSTRUCTION CO INC				856.81	921002	AMI21374	EVANS CONSTRUCTION - PINEVILLE - LIGHT MAINTENANCE REPAIRS AND DUTIES. INVOICE AMI21374	Feb-2012
7,913	Other	EVANS CONSTRUCTION CO INC				856.81	903930	AMI21374	EVANS CONSTRUCTION - PINEVILLE - LIGHT MAINTENANCE REPAIRS AND DUTIES. INVOICE AMI21374	Feb-2012
7,914	Other	EVANS CONSTRUCTION CO INC				856.81	580100	AMI21374	EVANS CONSTRUCTION - PINEVILLE - LIGHT MAINTENANCE REPAIRS AND DUTIES. INVOICE AMI21374	Feb-2012
7,915	Other	EVANS CONSTRUCTION CO INC				856.81	580100	AMI21374	EVANS CONSTRUCTION - PINEVILLE - LIGHT MAINTENANCE REPAIRS AND DUTIES. INVOICE AMI21374	Feb-2012
7,916	Other	EVANS CONSTRUCTION CO INC				1,183.14	935403	AMI21375	EVANS CONSTRUCTION - RICHMOND OFFICE - LIGHT MAINTENANCE DUTIES AND REPAIRS. INVOICE AMI-21375	Feb-2012
7,917	Other	EVANS CONSTRUCTION CO INC				543.07	935402	AMI21376	EVANS CONSTRUCTION - RICHMOND STRM - LIGHT MAINTENANCE DUTIES AND REPAIRS. INVOICE AMI-21376	Feb-2012
7,918	Other	EVANS CONSTRUCTION CO INC				157.40	935403	AMI21377	EVANS CONSTRUCTION - SEBREE STRM - LIGHT MAINTENANCE DUTIES AND REPAIRS. INVOICE AMI-21377	Feb-2012

KENTUCKY UTILITIES COMPANY
Case No. 2012- 00221
Analysis of Professional Services Expenses For the Test Year

(A)	(B)	(C)	(D)	(E)	(F)	(G)	(H)	(I)		
Line No.	Type	Vendor	Rate Case	Audit	Other	Total	Account	Invoice	Description	Period
7,919	Other	EVANS CONSTRUCTION CO INC				512.04	935403	AMI21378	EVANS CONSTRUCTION - SHELBYVILLE OFFICE - LIGHT MAINTENANCE DUTIES AND REPAIRS. INVOICE #AMI21378	Feb-2012
7,920	Other	EVANS CONSTRUCTION CO INC				1,057.19	935403	AMI21380	EVANS CONSTRUCTION - SOMERSET OFFICE - LIGHT MAINTENANCE DUTIES AND REPAIRS. INVOICE #AMI21380	Feb-2012
7,921	Other	EVANS CONSTRUCTION CO INC				314.81	921003	AMI21381	EVANS CONSTRUCTION - SOMERSET STRM - LIGHT MAINTENANCE DUTIES AND REPAIRS. INVOICE #AMI21381	Feb-2012
7,922	Other	EVANS CONSTRUCTION CO INC				91.35	935403	AMI21384	EVANS CONSTRUCTION - VERSAILLES OFFICE - LIGHT MAINTENANCE DUTIES AND REPAIRS. INVOICE #AMI21384	Feb-2012
7,923	Other	EVANS CONSTRUCTION CO INC				330.93	935403	AMI21385	EVANS CONSTRUCTION - WINCHESTER OFFICE - LIGHT MAINTENANCE DUTIES AND REPAIRS. INVOICE #AMI21385	Feb-2012
7,924	Other	EVANS CONSTRUCTION CO INC				50.93	935402	AMI21386	EVANS CONSTRUCTION - WINCHESTER STRM - LIGHT MAINTENANCE DUTIES AND REPAIRS. INVOICE #AMI21386	Feb-2012
7,925	Other	EVANS CONSTRUCTION CO INC				31.50	935402	AMI21387	EVANS CONSTRUCTION - BIG STONE GAP - LIGHT MAINTENANCE DUTIES AND REPAIRS. INVOICE #AMI21387	Feb-2012
7,926	Other	EVANS CONSTRUCTION CO INC				346.58	935403	AMI21486	EVANS CONSTRUCTION - CAMPBELLSVILLE OFFICE - LIGHT MAINTENANCE DUTIES/REPAIRS. INVOICE #AMI21486	MAR-2012
7,927	Other	EVANS CONSTRUCTION CO INC				39.90	935402	AMI21487	EVANS CONSTRUCTION - CAMPBELLSVILLE STRM - LIGHT MAINTENANCE DUTIES/REPAIRS. INVOICE #AMI21487	MAR-2012
7,928	Other	EVANS CONSTRUCTION CO INC				726.76	935402	AMI21488	EVANS CONSTRUCTION - CARROLLTON STRM - LIGHT MAINTENANCE DUTIES/REPAIRS. INVOICE #AMI21488	MAR-2012
7,929	Other	EVANS CONSTRUCTION CO INC				104.74	935402	AMI21489	EVANS CONSTRUCTION - COEBURN BOND STATION - PORTABLE TOILET UNIT. INVOICE #AMI21489	MAR-2012
7,930	Other	EVANS CONSTRUCTION CO INC				614.26	935403	AMI21490	EVANS CONSTRUCTION - DANVILLE SUB/METER - LIGHT MAINTENANCE DUTIES/REPAIRS. INVOICE #AMI21490	MAR-2012
7,931	Other	EVANS CONSTRUCTION CO INC				2,130.74	566900	AMI21491	LABOR, EQUIP AND VEH EXPENSES ASSOCIATED WITH LIGHT MAINTENANCE REQUESTED AND PERFORMED AT THE DIX DAM LOCATION (THIS IS A NOT TO EXCEED AMOUNT)	MAR-2012
7,932	Other	EVANS CONSTRUCTION CO INC				3,034.09	923100	AMI21492	EVANS CONSTRUCTION - LGE CENTER - LIGHT MAINTENANCE REPAIRS/DUTIES. INVOICE #AMI21492	MAR-2012
7,933	Other	EVANS CONSTRUCTION CO INC				257.18	935403	AMI21493	EVANS CONSTRUCTION - EARLINGTON OFFICE - LIGHT MAINTENANCE DUTIES/REPAIRS. INVOICE #AMI21493	MAR-2012
7,934	Other	EVANS CONSTRUCTION CO INC				158.07	935402	AMI21494	EVANS CONSTRUCTION - EARLINGTON STRM - LIGHT MAINTENANCE DUTIES/REPAIRS. INVOICE #AMI21494	MAR-2012
7,935	Other	EVANS CONSTRUCTION CO INC				661.18	935403	AMI21495	EVANS CONSTRUCTION - EARLINGTON WEST TECH - LIGHT MAINTENANCE DUTIES/REPAIRS. INVOICE #AMI21495	MAR-2012
7,936	Other	EVANS CONSTRUCTION CO INC				149.62	583001	AMI21498	EVANS CONSTRUCTION - E-TOWN STRM - LIGHT MAINTENANCE DUTIES/REPAIRS. INVOICE #AMI21498	MAR-2012
7,937	Other	EVANS CONSTRUCTION CO INC				501.92	935403	AMI21500	EVANS CONSTRUCTION - GEORGETOWN OFFICE - LIGHT MAINTENANCE DUTIES/REPAIRS. INVOICE #AMI21500	MAR-2012
7,938	Other	EVANS CONSTRUCTION CO INC				227.73	935402	AMI21501	EVANS CONSTRUCTION - GREENVILLE STRM - LIGHT MAINTENANCE DUTIES/REPAIRS. INVOICE #AMI21501	MAR-2012
7,939	Other	EVANS CONSTRUCTION CO INC				141.23	935403	AMI21502	EVANS CONSTRUCTION - HARLAN OFFICE - LIGHT MAINTENANCE DUTIES/REPAIRS. INVOICE #AMI21502	MAR-2012
7,940	Other	EVANS CONSTRUCTION CO INC				789.10	921003	AMI21503	EVANS CONSTRUCTION - LEXINGTON OP CTR - LIGHT MAINTENANCE DUTIES/REPAIRS. INVOICE #AMI21503	MAR-2012
7,941	Other	EVANS CONSTRUCTION CO INC				703.65	586100	AMI21504	EVANS CONSTRUCTION - LEXINGTON METER DEPT - LIGHT MAINTENANCE DUTIES/REPAIRS. INVOICE #AMI21504	MAR-2012
7,942	Other	EVANS CONSTRUCTION CO INC				94.14	588100	AMI21505	EVANS CONSTRUCTION - LEXINGTON SUB/RELAY - LIGHT MAINTENANCE DUTIES/REPAIRS. INVOICE #AMI21505	MAR-2012
7,943	Other	EVANS CONSTRUCTION CO INC				297.15	935403	AMI21506	EVANS CONSTRUCTION - LONDON OFFICE - LIGHT MAINTENANCE DUTIES/REPAIRS. INVOICE #AMI21506	MAR-2012
7,944	Other	EVANS CONSTRUCTION CO INC				1,737.97	935403	AMI21507	EVANS CONSTRUCTION - MAYSVILLE OFFICE - LIGHT MAINTENANCE DUTIES/REPAIRS. INVOICE #AMI21507	MAR-2012
7,945	Other	EVANS CONSTRUCTION CO INC				1,392.95	935402	AMI21508	EVANS CONSTRUCTION - MAYSVILLE STRM - LIGHT MAINTENANCE DUTIES/REPAIRS. INVOICE #AMI21508	MAR-2012
7,946	Other	EVANS CONSTRUCTION CO INC				443.63	921003	AMI21509	EVANS CONSTRUCTION - MIDWAY SVC CTR - LIGHT MAINTENANCE DUTIES/REPAIRS. INVOICE #AMI21509	MAR-2012
7,947	Other	EVANS CONSTRUCTION CO INC				933.60	935403	AMI21510	EVANS CONSTRUCTION - MOREHEAD OFFICE - LIGHT MAINTENANCE DUTIES/REPAIRS. INVOICE #AMI21510	MAR-2012

KENTUCKY UTILITIES COMPANY
Case No. 2012- 00221
Analysis of Professional Services Expenses For the Test Year

(A)	(B)	(C)	(D)	(E)	(F)	(G)	(H)	(I)		
Line No.	Type	Vendor	Rate Case	Audit	Other	Total	Account	Invoice	Description	Period
7,948	Other	EVANS CONSTRUCTION CO INC				79.14	935403	AMI21511	EVANS CONSTRUCTION - MOREHEAD STRM - LIGHT MAINTENANCE DUTIES/REPAIRS. INVOICE #AMI21511	MAR-2012
7,949	Other	EVANS CONSTRUCTION CO INC				1,082.45	935403	AMI21512	EVANS CONSTRUCTION - MORGANFIELD OFFICE - LIGHT MAINTENANCE DUTIES/REPAIRS. INVOICE #AMI21512	MAR-2012
7,950	Other	EVANS CONSTRUCTION CO INC				1,221.37	935403	AMI21513	EVANS CONSTRUCTION - MT STERLING OFFICE - LIGHT MAINTENANCE DUTIES/REPAIRS. INVOICE #AMI21513	MAR-2012
7,951	Other	EVANS CONSTRUCTION CO INC				1,097.25	935402	AMI21516	EVANS CONSTRUCTION - NORTON OFFICE - LIGHT MAINTENANCE DUTIES/REPAIRS. INVOICE #AMI21516	MAR-2012
7,952	Other	EVANS CONSTRUCTION CO INC				761.25	935402	AMI21517	EVANS CONSTRUCTION - NORTON STRM - LIGHT MAINTENANCE DUTIES/REPAIRS. INVOICE #AMI21517	MAR-2012
7,953	Other	EVANS CONSTRUCTION CO INC				8,265.99	921003	AMI21518	EVANS CONSTRUCTION - KUGO - LIGHT MAINTENANCE REPAIRS/DUTIES. INVOICE #AMI21518	MAR-2012
7,954	Other	EVANS CONSTRUCTION CO INC				64.88	935403	AMI21519	EVANS CONSTRUCTION - PARIS OFFICE - LIGHT MAINTENANCE DUTIES/REPAIRS. INVOICE #AMI21519	MAR-2012
7,955	Other	EVANS CONSTRUCTION CO INC				68.25	935403	AMI21521	EVANS CONSTRUCTION - PENNINGTON GAP OFFICE - LIGHT MAINTENANCE DUTIES/REPAIRS. INVOICE #AMI21521	MAR-2012
7,956	Other	EVANS CONSTRUCTION CO INC				179.70	921002	AMI21522	EVANS CONSTRUCTION - PINEVILLE - LIGHT MAINTENANCE DUTIES/REPAIRS. INVOICE #AMI21522	MAR-2012
7,957	Other	EVANS CONSTRUCTION CO INC				179.70	903930	AMI21522	EVANS CONSTRUCTION - PINEVILLE - LIGHT MAINTENANCE DUTIES/REPAIRS. INVOICE #AMI21522	MAR-2012
7,958	Other	EVANS CONSTRUCTION CO INC				179.70	580100	AMI21522	EVANS CONSTRUCTION - PINEVILLE - LIGHT MAINTENANCE DUTIES/REPAIRS. INVOICE #AMI21522	MAR-2012
7,959	Other	EVANS CONSTRUCTION CO INC				179.70	580100	AMI21522	EVANS CONSTRUCTION - PINEVILLE - LIGHT MAINTENANCE DUTIES/REPAIRS. INVOICE #AMI21522	MAR-2012
7,960	Other	EVANS CONSTRUCTION CO INC				1,252.01	935403	AMI21523	EVANS CONSTRUCTION - DANVILLE OFFICE - LIGHT MAINTENANCE DUTIES/REPAIRS. INVOICE #AMI21523	MAR-2012
7,961	Other	EVANS CONSTRUCTION CO INC				1,079.34	935403	AMI21524	EVANS CONSTRUCTION - RICHMOND OFFICE - LIGHT MAINTENANCE DUTIES/REPAIRS. INVOICE #AMI21524	MAR-2012
7,962	Other	EVANS CONSTRUCTION CO INC				264.49	935402	AMI21525	EVANS CONSTRUCTION - RICHMOND STRM - LIGHT MAINTENANCE DUTIES/REPAIRS. INVOICE #AMI21525	MAR-2012
7,963	Other	EVANS CONSTRUCTION CO INC				910.57	935403	AMI21526	EVANS CONSTRUCTION - SHELBYVILLE OFFICE - LIGHT MAINTENANCE DUTIES/REPAIRS. INVOICE #AMI21526	MAR-2012
7,964	Other	EVANS CONSTRUCTION CO INC				1,051.13	935402	AMI21527	EVANS CONSTRUCTION - SHELBYVILLE STRM - LIGHT MAINTENANCE DUTIES/REPAIRS. INVOICE #AMI21527	MAR-2012
7,965	Other	EVANS CONSTRUCTION CO INC				987.46	935403	AMI21528	EVANS CONSTRUCTION - SOMERSET OFFICE - LIGHT MAINTENANCE DUTIES/REPAIRS. INVOICE #AMI21528	MAR-2012
7,966	Other	EVANS CONSTRUCTION CO INC				308.05	935403	AMI21531	EVANS CONSTRUCTION - VERSAILLES OFFICE - LIGHT MAINTENANCE DUTIES/REPAIRS. INVOICE #AMI21531	MAR-2012
7,967	Other	EVANS CONSTRUCTION CO INC				394.70	935403	AMI21532	EVANS CONSTRUCTION - WINCHESTER OFFICE - LIGHT MAINTENANCE DUTIES/REPAIRS. INVOICE #AMI21532	MAR-2012
7,968	Other	EVANS CONSTRUCTION CO INC				1,763.35	935403	EC20019	EARLINGTON WEST TECH-JANITORIAL SERVICES THROUGH END OF 2011	SEP-2011
7,969	Other	EVANS CONSTRUCTION CO INC				240.46	935403	EC20019	EARLINGTON WEST TECH-JANITORIAL SERVICES THROUGH END OF 2011	SEP-2011
7,970	Other	EVANS CONSTRUCTION CO INC				1,598.66	903003	EVC18590	Evans Construction -CAMPBELLSVILLE B.O. Light Maintenance Contract Work. EVC-18590 03-12-11	APR-2011
7,971	Other	EVANS CONSTRUCTION CO INC				1,835.28	923100	EVC18626	Evans Construction invoice EVC 18626 PAYMENT FOR MAINTENANCE FOR LARRY KOPP AND WILL THOMAS	APR-2011
7,972	Other	EVANS CONSTRUCTION CO INC				115.90	593001	EVC18643	EVANS - LIGHT MAINTENANCE - SHELBYVILLE STOREROOM AS PER INV EVC-18643	APR-2011
7,973	Other	EVANS CONSTRUCTION CO INC				23.14	593001	EVC18643	EVANS - LIGHT MAINTENANCE - SHELBYVILLE STOREROOM AS PER INV EVC-18643	APR-2011
7,974	Other	EVANS CONSTRUCTION CO INC				1,488.04	511100	EVC18717	MAINTENANCE	APR-2011
7,975	Other	EVANS CONSTRUCTION CO INC				906.55	511100	EVC18717	MAINTENANCE	APR-2011
7,976	Other	EVANS CONSTRUCTION CO INC				772.74	511100	EVC18717	MAINTENANCE	APR-2011
7,977	Other	EVANS CONSTRUCTION CO INC				729.81	511100	EVC18717	MAINTENANCE	APR-2011
7,978	Other	EVANS CONSTRUCTION CO INC				558.27	512005	EVC18717	MAINTENANCE	APR-2011
7,979	Other	EVANS CONSTRUCTION CO INC				434.91	511100	EVC18717	MAINTENANCE	APR-2011
7,980	Other	EVANS CONSTRUCTION CO INC				343.44	544100	EVC18717	MAINTENANCE	APR-2011
7,981	Other	EVANS CONSTRUCTION CO INC				286.20	512100	EVC18717	MAINTENANCE	APR-2011
7,982	Other	EVANS CONSTRUCTION CO INC				281.53	512017	EVC18717	MAINTENANCE	APR-2011
7,983	Other	EVANS CONSTRUCTION CO INC				258.55	513100	EVC18717	MAINTENANCE	APR-2011

KENTUCKY UTILITIES COMPANY
Case No. 2012- 00221
Analysis of Professional Services Expenses For the Test Year

(A)	(B)	(C)	(D)	(E)	(F)	(G)	(H)	(I)		
Line No.	Type	Vendor	Rate Case	Audit	Other	Total	Account	Invoice	Description	Period
7,984	Other	EVANS CONSTRUCTION CO INC				248.12	511100	EVC18717	MAINTENANCE	APR-2011
7,985	Other	EVANS CONSTRUCTION CO INC				243.27	512100	EVC18717	MAINTENANCE	APR-2011
7,986	Other	EVANS CONSTRUCTION CO INC				233.38	512100	EVC18717	MAINTENANCE	APR-2011
7,987	Other	EVANS CONSTRUCTION CO INC				228.96	512100	EVC18717	MAINTENANCE	APR-2011
7,988	Other	EVANS CONSTRUCTION CO INC				228.96	512100	EVC18717	MAINTENANCE	APR-2011
7,989	Other	EVANS CONSTRUCTION CO INC				171.72	512100	EVC18717	MAINTENANCE	APR-2011
7,990	Other	EVANS CONSTRUCTION CO INC				171.72	512100	EVC18717	MAINTENANCE	APR-2011
7,991	Other	EVANS CONSTRUCTION CO INC				143.10	512100	EVC18717	MAINTENANCE	APR-2011
7,992	Other	EVANS CONSTRUCTION CO INC				133.36	512100	EVC18717	MAINTENANCE	APR-2011
7,993	Other	EVANS CONSTRUCTION CO INC				133.36	512100	EVC18717	MAINTENANCE	APR-2011
7,994	Other	EVANS CONSTRUCTION CO INC				116.94	512017	EVC18717	MAINTENANCE	APR-2011
7,995	Other	EVANS CONSTRUCTION CO INC				114.48	512005	EVC18717	MAINTENANCE	APR-2011
7,996	Other	EVANS CONSTRUCTION CO INC				114.48	514100	EVC18717	MAINTENANCE	APR-2011
7,997	Other	EVANS CONSTRUCTION CO INC				102.49	511100	EVC18717	MAINTENANCE	APR-2011
7,998	Other	EVANS CONSTRUCTION CO INC				85.86	512100	EVC18717	MAINTENANCE	APR-2011
7,999	Other	EVANS CONSTRUCTION CO INC				85.86	513100	EVC18717	MAINTENANCE	APR-2011
8,000	Other	EVANS CONSTRUCTION CO INC				73.87	511100	EVC18717	MAINTENANCE	APR-2011
8,001	Other	EVANS CONSTRUCTION CO INC				73.87	511100	EVC18717	MAINTENANCE	APR-2011
8,002	Other	EVANS CONSTRUCTION CO INC				73.87	511100	EVC18717	MAINTENANCE	APR-2011
8,003	Other	EVANS CONSTRUCTION CO INC				71.55	512100	EVC18717	MAINTENANCE	APR-2011
8,004	Other	EVANS CONSTRUCTION CO INC				71.55	513100	EVC18717	MAINTENANCE	APR-2011
8,005	Other	EVANS CONSTRUCTION CO INC				62.03	512017	EVC18717	MAINTENANCE	APR-2011
8,006	Other	EVANS CONSTRUCTION CO INC				62.03	512017	EVC18717	MAINTENANCE	APR-2011
8,007	Other	EVANS CONSTRUCTION CO INC				62.03	511100	EVC18717	MAINTENANCE	APR-2011
8,008	Other	EVANS CONSTRUCTION CO INC				57.24	511100	EVC18717	MAINTENANCE	APR-2011
8,009	Other	EVANS CONSTRUCTION CO INC				57.24	512017	EVC18717	MAINTENANCE	APR-2011
8,010	Other	EVANS CONSTRUCTION CO INC				57.24	512017	EVC18717	MAINTENANCE	APR-2011
8,011	Other	EVANS CONSTRUCTION CO INC				57.24	512017	EVC18717	MAINTENANCE	APR-2011
8,012	Other	EVANS CONSTRUCTION CO INC				57.24	512100	EVC18717	MAINTENANCE	APR-2011
8,013	Other	EVANS CONSTRUCTION CO INC				57.24	512100	EVC18717	MAINTENANCE	APR-2011
8,014	Other	EVANS CONSTRUCTION CO INC				57.24	512100	EVC18717	MAINTENANCE	APR-2011
8,015	Other	EVANS CONSTRUCTION CO INC				57.24	512100	EVC18717	MAINTENANCE	APR-2011
8,016	Other	EVANS CONSTRUCTION CO INC				57.24	511100	EVC18717	MAINTENANCE	APR-2011
8,017	Other	EVANS CONSTRUCTION CO INC				57.24	511100	EVC18717	MAINTENANCE	APR-2011
8,018	Other	EVANS CONSTRUCTION CO INC				57.24	514100	EVC18717	MAINTENANCE	APR-2011
8,019	Other	EVANS CONSTRUCTION CO INC				57.24	514100	EVC18717	MAINTENANCE	APR-2011
8,020	Other	EVANS CONSTRUCTION CO INC				57.24	542100	EVC18717	MAINTENANCE	APR-2011
8,021	Other	EVANS CONSTRUCTION CO INC				52.48	511100	EVC18717	MAINTENANCE	APR-2011
8,022	Other	EVANS CONSTRUCTION CO INC				42.93	512100	EVC18717	MAINTENANCE	APR-2011
8,023	Other	EVANS CONSTRUCTION CO INC				42.93	512100	EVC18717	MAINTENANCE	APR-2011
8,024	Other	EVANS CONSTRUCTION CO INC				42.93	514100	EVC18717	MAINTENANCE	APR-2011
8,025	Other	EVANS CONSTRUCTION CO INC				42.93	514100	EVC18717	MAINTENANCE	APR-2011
8,026	Other	EVANS CONSTRUCTION CO INC				42.93	542100	EVC18717	MAINTENANCE	APR-2011
8,027	Other	EVANS CONSTRUCTION CO INC				42.93	544100	EVC18717	MAINTENANCE	APR-2011
8,028	Other	EVANS CONSTRUCTION CO INC				28.62	512005	EVC18717	MAINTENANCE	APR-2011
8,029	Other	EVANS CONSTRUCTION CO INC				28.62	512100	EVC18717	MAINTENANCE	APR-2011
8,030	Other	EVANS CONSTRUCTION CO INC				28.62	512100	EVC18717	MAINTENANCE	APR-2011
8,031	Other	EVANS CONSTRUCTION CO INC				28.62	512100	EVC18717	MAINTENANCE	APR-2011
8,032	Other	EVANS CONSTRUCTION CO INC				28.62	513100	EVC18717	MAINTENANCE	APR-2011
8,033	Other	EVANS CONSTRUCTION CO INC				28.62	511100	EVC18717	MAINTENANCE	APR-2011
8,034	Other	EVANS CONSTRUCTION CO INC				28.62	514100	EVC18717	MAINTENANCE	APR-2011
8,035	Other	EVANS CONSTRUCTION CO INC				28.62	514100	EVC18717	MAINTENANCE	APR-2011
8,036	Other	EVANS CONSTRUCTION CO INC				28.62	514100	EVC18717	MAINTENANCE	APR-2011
8,037	Other	EVANS CONSTRUCTION CO INC				28.62	514100	EVC18717	MAINTENANCE	APR-2011
8,038	Other	EVANS CONSTRUCTION CO INC				28.62	542100	EVC18717	MAINTENANCE	APR-2011
8,039	Other	EVANS CONSTRUCTION CO INC				28.62	544100	EVC18717	MAINTENANCE	APR-2011
8,040	Other	EVANS CONSTRUCTION CO INC				28.62	544100	EVC18717	MAINTENANCE	APR-2011
8,041	Other	EVANS CONSTRUCTION CO INC				28.62	544100	EVC18717	MAINTENANCE	APR-2011
8,042	Other	EVANS CONSTRUCTION CO INC				14.31	512100	EVC18717	MAINTENANCE	APR-2011
8,043	Other	EVANS CONSTRUCTION CO INC				14.31	545100	EVC18717	MAINTENANCE	APR-2011

KENTUCKY UTILITIES COMPANY
Case No. 2012- 00221
Analysis of Professional Services Expenses For the Test Year

(A)	(B)	(C)	(D)	(E)	(F)	(G)	(H)	(I)		
Line No.	Type	Vendor	Rate Case	Audit	Other	Total	Account	Invoice	Description	Period
8,044	Other	EVANS CONSTRUCTION CO INC				1,770.13	511100	EVC18719	MAINTENANCE	APR-2011
8,045	Other	EVANS CONSTRUCTION CO INC				812.57	511100	EVC18719	MAINTENANCE	APR-2011
8,046	Other	EVANS CONSTRUCTION CO INC				558.09	512005	EVC18719	MAINTENANCE	APR-2011
8,047	Other	EVANS CONSTRUCTION CO INC				543.78	512005	EVC18719	MAINTENANCE	APR-2011
8,048	Other	EVANS CONSTRUCTION CO INC				443.22	511100	EVC18719	MAINTENANCE	APR-2011
8,049	Other	EVANS CONSTRUCTION CO INC				319.73	512017	EVC18719	MAINTENANCE	APR-2011
8,050	Other	EVANS CONSTRUCTION CO INC				257.58	511100	EVC18719	MAINTENANCE	APR-2011
8,051	Other	EVANS CONSTRUCTION CO INC				257.58	542100	EVC18719	MAINTENANCE	APR-2011
8,052	Other	EVANS CONSTRUCTION CO INC				228.96	512100	EVC18719	MAINTENANCE	APR-2011
8,053	Other	EVANS CONSTRUCTION CO INC				228.96	511100	EVC18719	MAINTENANCE	APR-2011
8,054	Other	EVANS CONSTRUCTION CO INC				181.30	511100	EVC18719	MAINTENANCE	APR-2011
8,055	Other	EVANS CONSTRUCTION CO INC				181.30	511100	EVC18719	MAINTENANCE	APR-2011
8,056	Other	EVANS CONSTRUCTION CO INC				171.72	512100	EVC18719	MAINTENANCE	APR-2011
8,057	Other	EVANS CONSTRUCTION CO INC				171.72	512100	EVC18719	MAINTENANCE	APR-2011
8,058	Other	EVANS CONSTRUCTION CO INC				171.72	511100	EVC18719	MAINTENANCE	APR-2011
8,059	Other	EVANS CONSTRUCTION CO INC				147.74	512005	EVC18719	MAINTENANCE	APR-2011
8,060	Other	EVANS CONSTRUCTION CO INC				147.74	511100	EVC18719	MAINTENANCE	APR-2011
8,061	Other	EVANS CONSTRUCTION CO INC				143.10	512100	EVC18719	MAINTENANCE	APR-2011
8,062	Other	EVANS CONSTRUCTION CO INC				143.10	511100	EVC18719	MAINTENANCE	APR-2011
8,063	Other	EVANS CONSTRUCTION CO INC				128.79	512100	EVC18719	MAINTENANCE	APR-2011
8,064	Other	EVANS CONSTRUCTION CO INC				124.06	512017	EVC18719	MAINTENANCE	APR-2011
8,065	Other	EVANS CONSTRUCTION CO INC				114.48	512017	EVC18719	MAINTENANCE	APR-2011
8,066	Other	EVANS CONSTRUCTION CO INC				114.48	512100	EVC18719	MAINTENANCE	APR-2011
8,067	Other	EVANS CONSTRUCTION CO INC				114.48	511100	EVC18719	MAINTENANCE	APR-2011
8,068	Other	EVANS CONSTRUCTION CO INC				114.48	511100	EVC18719	MAINTENANCE	APR-2011
8,069	Other	EVANS CONSTRUCTION CO INC				100.17	512005	EVC18719	MAINTENANCE	APR-2011
8,070	Other	EVANS CONSTRUCTION CO INC				100.17	512100	EVC18719	MAINTENANCE	APR-2011
8,071	Other	EVANS CONSTRUCTION CO INC				100.17	513100	EVC18719	MAINTENANCE	APR-2011
8,072	Other	EVANS CONSTRUCTION CO INC				85.86	512100	EVC18719	MAINTENANCE	APR-2011
8,073	Other	EVANS CONSTRUCTION CO INC				85.86	545100	EVC18719	MAINTENANCE	APR-2011
8,074	Other	EVANS CONSTRUCTION CO INC				71.55	512005	EVC18719	MAINTENANCE	APR-2011
8,075	Other	EVANS CONSTRUCTION CO INC				71.55	514100	EVC18719	MAINTENANCE	APR-2011
8,076	Other	EVANS CONSTRUCTION CO INC				62.03	512017	EVC18719	MAINTENANCE	APR-2011
8,077	Other	EVANS CONSTRUCTION CO INC				62.03	512017	EVC18719	MAINTENANCE	APR-2011
8,078	Other	EVANS CONSTRUCTION CO INC				62.03	514100	EVC18719	MAINTENANCE	APR-2011
8,079	Other	EVANS CONSTRUCTION CO INC				57.24	512005	EVC18719	MAINTENANCE	APR-2011
8,080	Other	EVANS CONSTRUCTION CO INC				57.24	512100	EVC18719	MAINTENANCE	APR-2011
8,081	Other	EVANS CONSTRUCTION CO INC				57.24	512100	EVC18719	MAINTENANCE	APR-2011
8,082	Other	EVANS CONSTRUCTION CO INC				57.24	511100	EVC18719	MAINTENANCE	APR-2011
8,083	Other	EVANS CONSTRUCTION CO INC				57.24	511100	EVC18719	MAINTENANCE	APR-2011
8,084	Other	EVANS CONSTRUCTION CO INC				57.24	514100	EVC18719	MAINTENANCE	APR-2011
8,085	Other	EVANS CONSTRUCTION CO INC				57.24	514100	EVC18719	MAINTENANCE	APR-2011
8,086	Other	EVANS CONSTRUCTION CO INC				57.24	514100	EVC18719	MAINTENANCE	APR-2011
8,087	Other	EVANS CONSTRUCTION CO INC				57.24	514100	EVC18719	MAINTENANCE	APR-2011
8,088	Other	EVANS CONSTRUCTION CO INC				57.24	544100	EVC18719	MAINTENANCE	APR-2011
8,089	Other	EVANS CONSTRUCTION CO INC				42.93	512100	EVC18719	MAINTENANCE	APR-2011
8,090	Other	EVANS CONSTRUCTION CO INC				42.93	514100	EVC18719	MAINTENANCE	APR-2011
8,091	Other	EVANS CONSTRUCTION CO INC				42.93	544100	EVC18719	MAINTENANCE	APR-2011
8,092	Other	EVANS CONSTRUCTION CO INC				31.02	511100	EVC18719	MAINTENANCE	APR-2011
8,093	Other	EVANS CONSTRUCTION CO INC				31.02	511100	EVC18719	MAINTENANCE	APR-2011
8,094	Other	EVANS CONSTRUCTION CO INC				28.62	512100	EVC18719	MAINTENANCE	APR-2011
8,095	Other	EVANS CONSTRUCTION CO INC				28.62	512100	EVC18719	MAINTENANCE	APR-2011
8,096	Other	EVANS CONSTRUCTION CO INC				28.62	513100	EVC18719	MAINTENANCE	APR-2011
8,097	Other	EVANS CONSTRUCTION CO INC				28.62	511100	EVC18719	MAINTENANCE	APR-2011
8,098	Other	EVANS CONSTRUCTION CO INC				28.62	511100	EVC18719	MAINTENANCE	APR-2011
8,099	Other	EVANS CONSTRUCTION CO INC				28.62	514100	EVC18719	MAINTENANCE	APR-2011
8,100	Other	EVANS CONSTRUCTION CO INC				28.62	514100	EVC18719	MAINTENANCE	APR-2011
8,101	Other	EVANS CONSTRUCTION CO INC				28.62	544100	EVC18719	MAINTENANCE	APR-2011
8,102	Other	EVANS CONSTRUCTION CO INC				18.89	512005	EVC18719	MAINTENANCE	APR-2011
8,103	Other	EVANS CONSTRUCTION CO INC				16.21	511100	EVC18719	MAINTENANCE	APR-2011

KENTUCKY UTILITIES COMPANY
Case No. 2012- 00221
Analysis of Professional Services Expenses For the Test Year

(A)	(B)	(C)	(D)	(E)	(F)	(G)	(H)	(I)		
Line No.	Type	Vendor	Rate Case	Audit	Other	Total	Account	Invoice	Description	Period
8,104	Other	EVANS CONSTRUCTION CO INC				14.31	513100	EVC18719	MAINTENANCE	APR-2011
8,105	Other	EVANS CONSTRUCTION CO INC				14.31	511100	EVC18719	MAINTENANCE	APR-2011
8,106	Other	EVANS CONSTRUCTION CO INC				14.31	511100	EVC18719	MAINTENANCE	APR-2011
8,107	Other	EVANS CONSTRUCTION CO INC				14.31	514100	EVC18719	MAINTENANCE	APR-2011
8,108	Other	EVANS CONSTRUCTION CO INC				2,542.83	512100	EVC18720	GHENT FACILITY MAINTENANCE	APR-2011
8,109	Other	EVANS CONSTRUCTION CO INC				1,186.98	512100	EVC18720	GHENT FACILITY MAINTENANCE	APR-2011
8,110	Other	EVANS CONSTRUCTION CO INC				545.02	511100	EVC18720	GHENT FACILITY MAINTENANCE	APR-2011
8,111	Other	EVANS CONSTRUCTION CO INC				407.20	511100	EVC18720	GHENT FACILITY MAINTENANCE	APR-2011
8,112	Other	EVANS CONSTRUCTION CO INC				1,289.20	511100	EVC18721	GHENT WAREHOUSE/TOOLROOM SUPPORT	APR-2011
8,113	Other	EVANS CONSTRUCTION CO INC				2,302.81	502003	EVC18722	GHENT OUTSIDE MAINTENANCE FOR THE PERIOD	APR-2011
8,114	Other	EVANS CONSTRUCTION CO INC				1,186.08	513100	EVC18722	GHENT OUTSIDE MAINTENANCE	APR-2011
8,115	Other	EVANS CONSTRUCTION CO INC				1,132.27	513100	EVC18722	GHENT OUTSIDE MAINTENANCE	APR-2011
8,116	Other	EVANS CONSTRUCTION CO INC				983.48	512100	EVC18722	GHENT OUTSIDE MAINTENANCE	APR-2011
8,117	Other	EVANS CONSTRUCTION CO INC				867.16	511100	EVC18722	GHENT OUTSIDE MAINTENANCE	APR-2011
8,118	Other	EVANS CONSTRUCTION CO INC				848.16	513100	EVC18722	GHENT OUTSIDE MAINTENANCE	APR-2011
8,119	Other	EVANS CONSTRUCTION CO INC				608.52	511100	EVC18722	GHENT OUTSIDE MAINTENANCE	APR-2011
8,120	Other	EVANS CONSTRUCTION CO INC				581.21	512017	EVC18722	GHENT OUTSIDE MAINTENANCE	APR-2011
8,121	Other	EVANS CONSTRUCTION CO INC				551.48	512005	EVC18722	GHENT OUTSIDE MAINTENANCE	APR-2011
8,122	Other	EVANS CONSTRUCTION CO INC				362.05	513100	EVC18722	GHENT OUTSIDE MAINTENANCE	APR-2011
8,123	Other	EVANS CONSTRUCTION CO INC				342.19	511100	EVC18722	GHENT OUTSIDE MAINTENANCE	APR-2011
8,124	Other	EVANS CONSTRUCTION CO INC				282.72	512100	EVC18722	GHENT OUTSIDE MAINTENANCE	APR-2011
8,125	Other	EVANS CONSTRUCTION CO INC				282.72	512100	EVC18722	GHENT OUTSIDE MAINTENANCE	APR-2011
8,126	Other	EVANS CONSTRUCTION CO INC				277.28	511100	EVC18722	GHENT OUTSIDE MAINTENANCE	APR-2011
8,127	Other	EVANS CONSTRUCTION CO INC				252.00	511100	EVC18722	GHENT OUTSIDE MAINTENANCE	APR-2011
8,128	Other	EVANS CONSTRUCTION CO INC				242.25	511100	EVC18722	GHENT OUTSIDE MAINTENANCE	APR-2011
8,129	Other	EVANS CONSTRUCTION CO INC				138.64	512100	EVC18722	GHENT OUTSIDE MAINTENANCE	APR-2011
8,130	Other	EVANS CONSTRUCTION CO INC				1,573.02	512005	EVC18724	MAINTENANCE	APR-2011
8,131	Other	EVANS CONSTRUCTION CO INC				878.13	511100	EVC18724	MAINTENANCE	APR-2011
8,132	Other	EVANS CONSTRUCTION CO INC				744.12	512005	EVC18724	MAINTENANCE	APR-2011
8,133	Other	EVANS CONSTRUCTION CO INC				486.54	511100	EVC18724	MAINTENANCE	APR-2011
8,134	Other	EVANS CONSTRUCTION CO INC				372.18	511100	EVC18724	MAINTENANCE	APR-2011
8,135	Other	EVANS CONSTRUCTION CO INC				369.35	511100	EVC18724	MAINTENANCE	APR-2011
8,136	Other	EVANS CONSTRUCTION CO INC				369.35	511100	EVC18724	MAINTENANCE	APR-2011
8,137	Other	EVANS CONSTRUCTION CO INC				332.42	511100	EVC18724	MAINTENANCE	APR-2011
8,138	Other	EVANS CONSTRUCTION CO INC				332.42	511100	EVC18724	MAINTENANCE	APR-2011
8,139	Other	EVANS CONSTRUCTION CO INC				310.15	512017	EVC18724	MAINTENANCE	APR-2011
8,140	Other	EVANS CONSTRUCTION CO INC				300.51	512100	EVC18724	MAINTENANCE	APR-2011
8,141	Other	EVANS CONSTRUCTION CO INC				271.89	512100	EVC18724	MAINTENANCE	APR-2011
8,142	Other	EVANS CONSTRUCTION CO INC				248.12	512017	EVC18724	MAINTENANCE	APR-2011
8,143	Other	EVANS CONSTRUCTION CO INC				245.63	512005	EVC18724	MAINTENANCE	APR-2011
8,144	Other	EVANS CONSTRUCTION CO INC				228.96	512100	EVC18724	MAINTENANCE	APR-2011
8,145	Other	EVANS CONSTRUCTION CO INC				228.96	542100	EVC18724	MAINTENANCE	APR-2011
8,146	Other	EVANS CONSTRUCTION CO INC				221.61	513100	EVC18724	MAINTENANCE	APR-2011
8,147	Other	EVANS CONSTRUCTION CO INC				200.34	512017	EVC18724	MAINTENANCE	APR-2011
8,148	Other	EVANS CONSTRUCTION CO INC				186.09	511100	EVC18724	MAINTENANCE	APR-2011
8,149	Other	EVANS CONSTRUCTION CO INC				157.41	511100	EVC18724	MAINTENANCE	APR-2011
8,150	Other	EVANS CONSTRUCTION CO INC				143.10	512100	EVC18724	MAINTENANCE	APR-2011
8,151	Other	EVANS CONSTRUCTION CO INC				128.79	512005	EVC18724	MAINTENANCE	APR-2011
8,152	Other	EVANS CONSTRUCTION CO INC				114.48	512005	EVC18724	MAINTENANCE	APR-2011
8,153	Other	EVANS CONSTRUCTION CO INC				114.48	512017	EVC18724	MAINTENANCE	APR-2011
8,154	Other	EVANS CONSTRUCTION CO INC				114.48	512017	EVC18724	MAINTENANCE	APR-2011
8,155	Other	EVANS CONSTRUCTION CO INC				100.17	511100	EVC18724	MAINTENANCE	APR-2011
8,156	Other	EVANS CONSTRUCTION CO INC				85.86	512005	EVC18724	MAINTENANCE	APR-2011
8,157	Other	EVANS CONSTRUCTION CO INC				85.86	512100	EVC18724	MAINTENANCE	APR-2011
8,158	Other	EVANS CONSTRUCTION CO INC				85.86	512100	EVC18724	MAINTENANCE	APR-2011
8,159	Other	EVANS CONSTRUCTION CO INC				85.86	512100	EVC18724	MAINTENANCE	APR-2011
8,160	Other	EVANS CONSTRUCTION CO INC				85.86	513100	EVC18724	MAINTENANCE	APR-2011
8,161	Other	EVANS CONSTRUCTION CO INC				85.86	514100	EVC18724	MAINTENANCE	APR-2011
8,162	Other	EVANS CONSTRUCTION CO INC				85.86	542100	EVC18724	MAINTENANCE	APR-2011
8,163	Other	EVANS CONSTRUCTION CO INC				73.87	512005	EVC18724	MAINTENANCE	APR-2011

KENTUCKY UTILITIES COMPANY
Case No. 2012- 00221
Analysis of Professional Services Expenses For the Test Year

(A)	(B)	(C)	(D)	(E)	(F)	(G)	(H)	(I)		
Line No.	Type	Vendor	Rate Case	Audit	Other	Total	Account	Invoice	Description	Period
8,164	Other	EVANS CONSTRUCTION CO INC				71.55	512005	EVC18724	MAINTENANCE	APR-2011
8,165	Other	EVANS CONSTRUCTION CO INC				62.03	512017	EVC18724	MAINTENANCE	APR-2011
8,166	Other	EVANS CONSTRUCTION CO INC				62.03	512017	EVC18724	MAINTENANCE	APR-2011
8,167	Other	EVANS CONSTRUCTION CO INC				57.24	512005	EVC18724	MAINTENANCE	APR-2011
8,168	Other	EVANS CONSTRUCTION CO INC				57.24	512100	EVC18724	MAINTENANCE	APR-2011
8,169	Other	EVANS CONSTRUCTION CO INC				57.24	512100	EVC18724	MAINTENANCE	APR-2011
8,170	Other	EVANS CONSTRUCTION CO INC				57.24	514100	EVC18724	MAINTENANCE	APR-2011
8,171	Other	EVANS CONSTRUCTION CO INC				57.24	514100	EVC18724	MAINTENANCE	APR-2011
8,172	Other	EVANS CONSTRUCTION CO INC				57.24	542100	EVC18724	MAINTENANCE	APR-2011
8,173	Other	EVANS CONSTRUCTION CO INC				45.25	512005	EVC18724	MAINTENANCE	APR-2011
8,174	Other	EVANS CONSTRUCTION CO INC				42.93	511100	EVC18724	MAINTENANCE	APR-2011
8,175	Other	EVANS CONSTRUCTION CO INC				42.93	511100	EVC18724	MAINTENANCE	APR-2011
8,176	Other	EVANS CONSTRUCTION CO INC				42.93	514100	EVC18724	MAINTENANCE	APR-2011
8,177	Other	EVANS CONSTRUCTION CO INC				42.93	514100	EVC18724	MAINTENANCE	APR-2011
8,178	Other	EVANS CONSTRUCTION CO INC				42.93	542100	EVC18724	MAINTENANCE	APR-2011
8,179	Other	EVANS CONSTRUCTION CO INC				42.93	544100	EVC18724	MAINTENANCE	APR-2011
8,180	Other	EVANS CONSTRUCTION CO INC				42.93	544100	EVC18724	MAINTENANCE	APR-2011
8,181	Other	EVANS CONSTRUCTION CO INC				28.62	512017	EVC18724	MAINTENANCE	APR-2011
8,182	Other	EVANS CONSTRUCTION CO INC				28.62	513100	EVC18724	MAINTENANCE	APR-2011
8,183	Other	EVANS CONSTRUCTION CO INC				28.62	511100	EVC18724	MAINTENANCE	APR-2011
8,184	Other	EVANS CONSTRUCTION CO INC				28.62	514100	EVC18724	MAINTENANCE	APR-2011
8,185	Other	EVANS CONSTRUCTION CO INC				28.62	514100	EVC18724	MAINTENANCE	APR-2011
8,186	Other	EVANS CONSTRUCTION CO INC				28.62	514100	EVC18724	MAINTENANCE	APR-2011
8,187	Other	EVANS CONSTRUCTION CO INC				28.62	514100	EVC18724	MAINTENANCE	APR-2011
8,188	Other	EVANS CONSTRUCTION CO INC				28.62	514100	EVC18724	MAINTENANCE	APR-2011
8,189	Other	EVANS CONSTRUCTION CO INC				28.62	514100	EVC18724	MAINTENANCE	APR-2011
8,190	Other	EVANS CONSTRUCTION CO INC				28.62	514100	EVC18724	MAINTENANCE	APR-2011
8,191	Other	EVANS CONSTRUCTION CO INC				28.62	514100	EVC18724	MAINTENANCE	APR-2011
8,192	Other	EVANS CONSTRUCTION CO INC				28.62	514100	EVC18724	MAINTENANCE	APR-2011
8,193	Other	EVANS CONSTRUCTION CO INC				28.62	514100	EVC18724	MAINTENANCE	APR-2011
8,194	Other	EVANS CONSTRUCTION CO INC				28.62	514100	EVC18724	MAINTENANCE	APR-2011
8,195	Other	EVANS CONSTRUCTION CO INC				28.62	542100	EVC18724	MAINTENANCE	APR-2011
8,196	Other	EVANS CONSTRUCTION CO INC				28.62	544100	EVC18724	MAINTENANCE	APR-2011
8,197	Other	EVANS CONSTRUCTION CO INC				28.62	545100	EVC18724	MAINTENANCE	APR-2011
8,198	Other	EVANS CONSTRUCTION CO INC				20.03	511100	EVC18724	MAINTENANCE	APR-2011
8,199	Other	EVANS CONSTRUCTION CO INC				14.31	545100	EVC18724	MAINTENANCE	APR-2011
8,200	Other	EVANS CONSTRUCTION CO INC				14.31	545100	EVC18724	MAINTENANCE	APR-2011
8,201	Other	EVANS CONSTRUCTION CO INC				2,164.96	512100	EVC18725	GHENT FACILITY MAINTENANCE	APR-2011
8,202	Other	EVANS CONSTRUCTION CO INC				1,012.88	511100	EVC18725	GHENT FACILITY MAINTENANCE	APR-2011
8,203	Other	EVANS CONSTRUCTION CO INC				766.08	512100	EVC18725	GHENT FACILITY MAINTENANCE	APR-2011
8,204	Other	EVANS CONSTRUCTION CO INC				430.66	513100	EVC18725	GHENT FACILITY MAINTENANCE	APR-2011
8,205	Other	EVANS CONSTRUCTION CO INC				371.21	513100	EVC18725	GHENT FACILITY MAINTENANCE	APR-2011
8,206	Other	EVANS CONSTRUCTION CO INC				264.12	512100	EVC18725	GHENT FACILITY MAINTENANCE	APR-2011
8,207	Other	EVANS CONSTRUCTION CO INC				139.98	512005	EVC18725	GHENT FACILITY MAINTENANCE	APR-2011
8,208	Other	EVANS CONSTRUCTION CO INC				106.06	511100	EVC18725	GHENT FACILITY MAINTENANCE	APR-2011
8,209	Other	EVANS CONSTRUCTION CO INC				63.63	512005	EVC18725	GHENT FACILITY MAINTENANCE	APR-2011
8,210	Other	EVANS CONSTRUCTION CO INC				53.03	511100	EVC18725	GHENT FACILITY MAINTENANCE	APR-2011
8,211	Other	EVANS CONSTRUCTION CO INC				2,031.19	502003	EVC18727	GHENT OUTSIDE MAINTENANCE FOR THE PERIOD	APR-2011
8,212	Other	EVANS CONSTRUCTION CO INC				1,802.99	512017	EVC18727	GHENT OUTSIDE MAINTENANCE	APR-2011
8,213	Other	EVANS CONSTRUCTION CO INC				1,463.24	513100	EVC18727	GHENT OUTSIDE MAINTENANCE	APR-2011
8,214	Other	EVANS CONSTRUCTION CO INC				1,118.49	511100	EVC18727	GHENT OUTSIDE MAINTENANCE	APR-2011
8,215	Other	EVANS CONSTRUCTION CO INC				922.17	511100	EVC18727	GHENT OUTSIDE MAINTENANCE	APR-2011
8,216	Other	EVANS CONSTRUCTION CO INC				624.91	511100	EVC18727	GHENT OUTSIDE MAINTENANCE	APR-2011
8,217	Other	EVANS CONSTRUCTION CO INC				582.94	513100	EVC18727	GHENT OUTSIDE MAINTENANCE	APR-2011
8,218	Other	EVANS CONSTRUCTION CO INC				582.34	511100	EVC18727	GHENT OUTSIDE MAINTENANCE	APR-2011
8,219	Other	EVANS CONSTRUCTION CO INC				581.21	511100	EVC18727	GHENT OUTSIDE MAINTENANCE	APR-2011
8,220	Other	EVANS CONSTRUCTION CO INC				535.68	512100	EVC18727	GHENT FACILITY MAINTENANCE	APR-2011
8,221	Other	EVANS CONSTRUCTION CO INC				520.03	511100	EVC18727	GHENT OUTSIDE MAINTENANCE	APR-2011
8,222	Other	EVANS CONSTRUCTION CO INC				401.76	512100	EVC18727	GHENT FACILITY MAINTENANCE	APR-2011
8,223	Other	EVANS CONSTRUCTION CO INC				327.22	511100	EVC18727	GHENT OUTSIDE MAINTENANCE	APR-2011

KENTUCKY UTILITIES COMPANY
Case No. 2012- 00221
Analysis of Professional Services Expenses For the Test Year

(A)	(B)	(C)	(D)	(E)	(F)	(G)	(H)	(I)		
Line No.	Type	Vendor	Rate Case	Audit	Other	Total	Account	Invoice	Description	Period
8,224	Other	EVANS CONSTRUCTION CO INC				298.49	514100	EVC18727	GHENT OUTSIDE MAINTENANCE	APR-2011
8,225	Other	EVANS CONSTRUCTION CO INC				292.80	512005	EVC18727	GHENT OUTSIDE MAINTENANCE	APR-2011
8,226	Other	EVANS CONSTRUCTION CO INC				282.72	512100	EVC18727	GHENT FACILITY MAINTENANCE	APR-2011
8,227	Other	EVANS CONSTRUCTION CO INC				282.72	511100	EVC18727	GHENT OUTSIDE MAINTENANCE	APR-2011
8,228	Other	EVANS CONSTRUCTION CO INC				278.68	511100	EVC18727	GHENT OUTSIDE MAINTENANCE	APR-2011
8,229	Other	EVANS CONSTRUCTION CO INC				267.43	511100	EVC18727	GHENT OUTSIDE MAINTENANCE	APR-2011
8,230	Other	EVANS CONSTRUCTION CO INC				242.25	511100	EVC18727	GHENT OUTSIDE MAINTENANCE	APR-2011
8,231	Other	EVANS CONSTRUCTION CO INC				242.25	511100	EVC18727	GHENT OUTSIDE MAINTENANCE	APR-2011
8,232	Other	EVANS CONSTRUCTION CO INC				211.12	511100	EVC18727	GHENT OUTSIDE MAINTENANCE	APR-2011
8,233	Other	EVANS CONSTRUCTION CO INC				173.31	513100	EVC18727	GHENT OUTSIDE MAINTENANCE	APR-2011
8,234	Other	EVANS CONSTRUCTION CO INC				141.80	513100	EVC18727	GHENT OUTSIDE MAINTENANCE	APR-2011
8,235	Other	EVANS CONSTRUCTION CO INC				133.92	512005	EVC18727	GHENT OUTSIDE MAINTENANCE	APR-2011
8,236	Other	EVANS CONSTRUCTION CO INC				48.00	512017	EVC18727	GHENT OUTSIDE MAINTENANCE	APR-2011
8,237	Other	EVANS CONSTRUCTION CO INC				66.00	588100	EVC18730	Truck washing 2011	APR-2011
8,238	Other	EVANS CONSTRUCTION CO INC				66.00	588100	EVC18730	Truck washing 2011	APR-2011
8,239	Other	EVANS CONSTRUCTION CO INC				66.00	588100	EVC18730	Truck washing 2011	APR-2011
8,240	Other	EVANS CONSTRUCTION CO INC				66.00	588100	EVC18730	Truck washing 2011	APR-2011
8,241	Other	EVANS CONSTRUCTION CO INC				66.00	588100	EVC18730	Truck washing 2011	APR-2011
8,242	Other	EVANS CONSTRUCTION CO INC				66.00	588100	EVC18730	Truck washing 2011	APR-2011
8,243	Other	EVANS CONSTRUCTION CO INC				44.00	588100	EVC18730	Truck washing 2011	APR-2011
8,244	Other	EVANS CONSTRUCTION CO INC				44.00	588100	EVC18730	Truck washing 2011	APR-2011
8,245	Other	EVANS CONSTRUCTION CO INC				44.00	588100	EVC18730	Truck washing 2011	APR-2011
8,246	Other	EVANS CONSTRUCTION CO INC				44.00	588100	EVC18730	Truck washing 2011	APR-2011
8,247	Other	EVANS CONSTRUCTION CO INC				460.80	502100	EVC18733	PROVIDE JANITORIAL WORK FOR SYS LAB	APR-2011
8,248	Other	EVANS CONSTRUCTION CO INC				2,749.90	501090	EVC18734	PROVIDE SERVICES FOR COAL SAMPLE PREPARATION AT SYSTEM LAB	APR-2011
8,249	Other	EVANS CONSTRUCTION CO INC				3,992.11	923900	EVC18735	EVANS - SIMPSONVILLE INVOICE FOR SERVICES INV #EVC18735 DATED 4/14/2011	APR-2011
8,250	Other	EVANS CONSTRUCTION CO INC				975.85	923900	EVC18735	EVANS - SIMPSONVILLE INVOICE FOR SERVICES INV #EVC18735 DATED 4/14/2011	APR-2011
8,251	Other	EVANS CONSTRUCTION CO INC				1,205.50	506100	EVC18738	MNTC LABOR-	APR-2011
8,252	Other	EVANS CONSTRUCTION CO INC				1,183.36	506100	EVC18739	JANITORIAL LABOR	APR-2011
8,253	Other	EVANS CONSTRUCTION CO INC				26,996.17	511100	EVC18740	JANITORIAL SERVICES	APR-2011
8,254	Other	EVANS CONSTRUCTION CO INC				1,978.96	511100	EVC18740	JANITORIAL SERVICES	APR-2011
8,255	Other	EVANS CONSTRUCTION CO INC				1,306.19	511100	EVC18741	EXTRA WORK DONE OUTSIDE JANITORIAL SCOPE	APR-2011
8,256	Other	EVANS CONSTRUCTION CO INC				146.91	935403	EVC18781	EVANS CONSTRUCTION-BARLOW B.O.- PM EQUIPMENT INFORMATION. EVC-18781	APR-2011
8,257	Other	EVANS CONSTRUCTION CO INC				146.91	935402	EVC18782	EVANS CONSTRUCTION-BARLOW STRM.- PM EQUIPMENT INFORMATION. EVC-18782	APR-2011
8,258	Other	EVANS CONSTRUCTION CO INC				94.50	935402	EVC18783	EVANS CONSTRUCTION-BIG STONE GAP - PEST CONTROL EVC-18783	APR-2011
8,259	Other	EVANS CONSTRUCTION CO INC				362.86	935403	EVC18785	EVANS CONSTRUCTION- CAMPBELLSVILLE B.O. - INSTALL SHELF. PEST CONTROL. EVC-18785	APR-2011
8,260	Other	EVANS CONSTRUCTION CO INC				39.90	935402	EVC18786	EVANS CONSTRUCTION-CAMPBELLSVILLE STRM PEST CONTROL EVC-18786	APR-2011
8,261	Other	EVANS CONSTRUCTION CO INC				783.41	935403	EVC18787	EVANS CONSTRUCTION- CARROLLTON B.O. REPAIR DOOR EVC-18787	APR-2011
8,262	Other	EVANS CONSTRUCTION CO INC				901.07	935403	EVC18788	EVANS CONSTRUCTION- DANVILLE B.OL - REPLACE EXHAUST FAN MOTOR, ADJUST LOCKS EVC-18788	APR-2011
8,263	Other	EVANS CONSTRUCTION CO INC				329.83	935402	EVC18789	EVANS CONSTRUCTION- DANVILLE STRM. - REPAIRED TOILET, REPLACED SHUT OFF VALVE. EVC-18789	APR-2011
8,264	Other	EVANS CONSTRUCTION CO INC				1,132.58	935403	EVC18790	EVANS CONSTRUCTION- DANVILLE SUB/METER - REPAIR URINAL VALVES. REPLACED LIGHT BULBS. REWIRE NEW LIGHT. REPLACED EXIT LIGHTS. REPAIR FAUCET. EVC-18790	APR-2011
8,265	Other	EVANS CONSTRUCTION CO INC				1,804.32	566900	EVC18792	LABOR, EQUIP AND VEH EXPENSES ASSOCIATED WITH LIGHT MAINTENANCE REQUESTED AND PERFORMED AT THE DIX DAM LOCATION (THIS IS A NOT TO EXCEED AMOUNT)	APR-2011
8,266	Other	EVANS CONSTRUCTION CO INC				3,298.56	923100	EVC18793	EVANS CONST-LGE CTR FACILITY ATTENDANTS- EVC18793 DATED 4/14/2011	APR-2011
8,267	Other	EVANS CONSTRUCTION CO INC				2,001.34	935403	EVC18794	EVANS CONST-EARLINGTON B.O. LIGHT MAINT AND CLEANING- EVC18794 DATED 4/14/2011	MAY-2011
8,268	Other	EVANS CONSTRUCTION CO INC				325.80	935403	EVC18794	EVANS CONST-EARLINGTON B.O. LIGHT MAINT AND CLEANING- EVC18794 DATED 4/14/2011	MAY-2011

KENTUCKY UTILITIES COMPANY
Case No. 2012- 00221
Analysis of Professional Services Expenses For the Test Year

(A)	(B)	(C)	(D)	(E)	(F)	(G)	(H)	(I)		
Line No.	Type	Vendor	Rate Case	Audit	Other	Total	Account	Invoice	Description	Period
8,269	Other	EVANS CONSTRUCTION CO INC				220.50	935403	EVC18795	EVANS CONSTRUCTION- EARLINGTON WEST TECH. - LAWNCARE. PEST CONTROL. EVC-18795	APR-2011
8,270	Other	EVANS CONSTRUCTION CO INC				114.16	903003	EVC18797	EVANS CONSTRUCTION- EDDYVILLE B.O. - PM EQUIPMENT INFORMATION EVC-18797	APR-2011
8,271	Other	EVANS CONSTRUCTION CO INC				114.16	935402	EVC18798	EVANS CONSTRUCTION- EDDYVILLE STRM - PM EQUIPMENT INFORMATION EVC-18798	APR-2011
8,272	Other	EVANS CONSTRUCTION CO INC				1,454.04	935403	EVC18799	EVANS CONSTRUCTION- E-TOWN B.O. - MONTHLY P.M.S. SNOW REMOVAL. REPLACE DRIVE THRU MICROPHONE. EVC-18799	APR-2011
8,273	Other	EVANS CONSTRUCTION CO INC				304.50	583001	EVC18800	EVANS CONSTRUCTION- E-TOWN STRM. - PEST CONTROL EVC-18800	APR-2011
8,274	Other	EVANS CONSTRUCTION CO INC				264.96	935403	EVC18801	EVANS CONSTRUCTION- GEORGETOWN B.O. - LAWNCARE. REPAIR LOCK ON CASH BOX. EVC-18801	APR-2011
8,275	Other	EVANS CONSTRUCTION CO INC				49.67	935402	EVC18802	EVANS CONSTRUCTION- GEORGETOWN OPEN STORAGE. - LAWNCARE. . EVC-18802	APR-2011
8,276	Other	EVANS CONSTRUCTION CO INC				62.05	935402	EVC18803	EVANS CONSTRUCTION- GEORGETOWN OLD STORAGE. - LAWNCARE. . EVC-18803	APR-2011
8,277	Other	EVANS CONSTRUCTION CO INC				288.75	935403	EVC18804	EVANS CONST - STONE RD. - PREP FLOOR IN FRONT DOOR AREA OF NEW BUILDING (SUB - O'KEEFE FLOOR COVERING INVOICE)	APR-2011
8,278	Other	EVANS CONSTRUCTION CO INC				264.90	935403	EVC18806	EVANS CONSTRUCTION- GEORGETOWN B.O. - PM EQUIPMENT INFORMATION . EVC-18806	APR-2011
8,279	Other	EVANS CONSTRUCTION CO INC				14,348.13	921004	EVC18807	GREENVILLE BUSINESS OFFICE - CUSTOM CABINETS FOR RENOVATION PROJECT FOR MAIN CUSTOMER SERVICE AREA AND DRIVE-UP CUSTOMER COUNTER AS PER QUOTE DATED 1/24/2011	APR-2011
8,280	Other	EVANS CONSTRUCTION CO INC				532.39	935402	EVC18808	EVANS CONSTRUCTION- GREENVILLE STRM. - PM EQUIPMENT INFORMATION. CLEAN CARPET . EVC-18808	APR-2011
8,281	Other	EVANS CONSTRUCTION CO INC				57.23	935403	EVC18809	EVANS CONSTRUCTION- HARLAN B.O. - PM EQUIPMENT INFORMATION. EVC-18809	APR-2011
8,282	Other	EVANS CONSTRUCTION CO INC				57.23	935402	EVC18810	EVANS CONSTRUCTION- HARLAN STRM. - PM EQUIPMENT INFORMATION. EVC-18810	APR-2011
8,283	Other	EVANS CONSTRUCTION CO INC				64.88	588100	EVC18812	EVANS CONSTRUCTION- LEX. SUB/RELAY - PEST CONTROL. EVC-18812	APR-2011
8,284	Other	EVANS CONSTRUCTION CO INC				100.80	935403	EVC18813	EVANS CONSTRUCTION-LONDON B.O. - PEST CONTROL. EVC-18813	APR-2011
8,285	Other	EVANS CONSTRUCTION CO INC				825.81	935403	EVC18815	EVANS CONSTRUCTION-MAYSVILLE B.O. - REPAIRED DOOR. LAWNCARE. ENTRY DOOR LOCK EVC-18815	APR-2011
8,286	Other	EVANS CONSTRUCTION CO INC				673.92	935402	EVC18816	EVANS CONSTRUCTION-MAYSVILLE STRM. - PM EQUIPMENT INFORMATION. MONTHLY P.M.S. SNOW REMOVAL. EVC-18816	APR-2011
8,287	Other	EVANS CONSTRUCTION CO INC				189.00	588100	EVC18817	EVANS CONST-MAYSVILLS SUBSTATION LAWNCARE- EVC18817 DATED 4/14/2011	MAY-2011
8,288	Other	EVANS CONSTRUCTION CO INC				63.00	588100	EVC18817	EVANS CONST-MAYSVILLS SUBSTATION LAWNCARE- EVC18817 DATED 4/14/2011	MAY-2011
8,289	Other	EVANS CONSTRUCTION CO INC				180.16	935403	EVC18818	EVANS CONSTRUCTION-MIDDLESBORO B.O. - PM EQUIPMENT INFORMATION. REMOVED LOCKS FROM CABINETS EVC-18818	APR-2011
8,290	Other	EVANS CONSTRUCTION CO INC				114.16	921003	EVC18819	EVANS CONSTRUCTION-MIDWAY SVC. CTR. - PM EQUIPMENT INFORMATION. EVC-18819	APR-2011
8,291	Other	EVANS CONSTRUCTION CO INC				285.54	935403	EVC18820	EVANS CONSTRUCTION-MOREHEAD B.O. - PM EQUIPMENT INFORMATION. EVC-18820	APR-2011
8,292	Other	EVANS CONSTRUCTION CO INC				171.39	935403	EVC18821	EVANS CONSTRUCTION-MOREHEAD STRM. - PM EQUIPMENT INFORMATION. EVC-18821	APR-2011
8,293	Other	EVANS CONSTRUCTION CO INC				614.53	935403	EVC18822	EVANS CONST-MORGANFIELD LIGHT MAINT AND INTERIM BLD PROJECT COSTS- EVC18822 DATED 4/14/2011	MAY-2011
8,294	Other	EVANS CONSTRUCTION CO INC				198.23	935403	EVC18822	EVANS CONST-MORGANFIELD LIGHT MAINT AND INTERIM BLD PROJECT COSTS- EVC18822 DATED 4/14/2011	MAY-2011
8,295	Other	EVANS CONSTRUCTION CO INC				48.30	935402	EVC18825	EVANS CONSTRUCTION-MT. STERLING. STRM. - LAWNCARE EVC-18825	APR-2011
8,296	Other	EVANS CONSTRUCTION CO INC				853.44	935402	EVC18826	EVANS CONSTRUCTION - NORTON B.O. - LANDSCAPING MAINTENANCE. ANNUAL FIRE INSPECTION. PEST CONTROL. EVC-18826	APR-2011
8,297	Other	EVANS CONSTRUCTION CO INC				786.46	935402	EVC18827	EVANS CONSTRUCTION- NORTON STRM. - PM EQUIPMENT INFORMATION EVC-18827	APR-2011
8,298	Other	EVANS CONSTRUCTION CO INC				172.73	935402	EVC18828	EVANS CONST-COEBURN BOND STA - NORTON PORT-O-LET- EVC18828 DATED 4/14/2011	MAY-2011
8,299	Other	EVANS CONSTRUCTION CO INC				13,724.31	921003	EVC18829	EVANS CONST-ONE QUALITY LIGHT MAINT- EVC18829 DATED 4/14/2011	APR-2011
8,300	Other	EVANS CONSTRUCTION CO INC				290.85	921003	EVC18829	EVANS CONST-ONE QUALITY LIGHT MAINT- EVC18829 DATED 4/14/2011	APR-2011

KENTUCKY UTILITIES COMPANY
Case No. 2012- 00221
Analysis of Professional Services Expenses For the Test Year

(A)	(B)	(C)	(D)	(E)	(F)	(G)	(H)	(I)		
Line No.	Type	Vendor	Rate Case	Audit	Other	Total	Account	Invoice	Description	Period
8,301	Other	EVANS CONSTRUCTION CO INC				450.48	935403	EVC18832	EVANS CONSTRUCTION- PARIS B.O. - A/C REPAIR. PEST CONTROL	EVC-18832 APR-2011
8,302	Other	EVANS CONSTRUCTION CO INC				713.96	935402	EVC18833	EVANS CONSTRUCTION- PARIS STRM. - REPAIRED ICE MACHINE AND LOCKS.	APR-2011
8,303	Other	EVANS CONSTRUCTION CO INC				722.37	935403	EVC18834	EVANS CONSTRUCTION - PENNINGTON GAP B.O. - PM EQUIPMENT INFORMATION. ANNUAL FIRE INSPECTION. PEST CONTROL.	EVC-18834 APR-2011
8,304	Other	EVANS CONSTRUCTION CO INC				863.15	935402	EVC18835	EVANS CONSTRUCTION- PENNINGTON GAP STRM. - REPAIRED FENCE. PM EQUIPMENT INFORMATION.	EVC-18835 APR-2011
8,305	Other	EVANS CONSTRUCTION CO INC				625.67	580100	EVC18836	EVANS CONSTRUCTION - PINEVILLE - INSTALLED TANK. REPAIRED LIGHTS METER DEPT. REPLACED LOCK ON OFFICE. REPAIRED LIGHTS/BALLASTS CALL CTR AND METER DEPT. INSTALLED NEW LOCK AND REPAIRED DOOR. MONTHLY PMS.	EVC-18836 APR-2011
8,306	Other	EVANS CONSTRUCTION CO INC				625.67	580100	EVC18836	EVANS CONSTRUCTION - PINEVILLE - INSTALLED TANK. REPAIRED LIGHTS METER DEPT. REPLACED LOCK ON OFFICE. REPAIRED LIGHTS/BALLASTS CALL CTR AND METER DEPT. INSTALLED NEW LOCK AND REPAIRED DOOR. MONTHLY PMS.	EVC-18836 APR-2011
8,307	Other	EVANS CONSTRUCTION CO INC				625.67	903930	EVC18836	EVANS CONSTRUCTION - PINEVILLE - INSTALLED TANK. REPAIRED LIGHTS METER DEPT. REPLACED LOCK ON OFFICE. REPAIRED LIGHTS/BALLASTS CALL CTR AND METER DEPT. INSTALLED NEW LOCK AND REPAIRED DOOR. MONTHLY PMS.	EVC-18836 APR-2011
8,308	Other	EVANS CONSTRUCTION CO INC				625.67	921002	EVC18836	EVANS CONSTRUCTION - PINEVILLE - INSTALLED TANK. REPAIRED LIGHTS METER DEPT. REPLACED LOCK ON OFFICE. REPAIRED LIGHTS/BALLASTS CALL CTR AND METER DEPT. INSTALLED NEW LOCK AND REPAIRED DOOR. MONTHLY PMS.	EVC-18836 APR-2011
8,309	Other	EVANS CONSTRUCTION CO INC				3,287.14	935403	EVC18837	EVANS CONSTRUCTION - RICHMOND B.O. INSTALL BRACKETS AND CHAIN AND SIGN FOR CROWD CONTROL. REPAIRED TOILET AND DOOR. INSTALLED PARKING LOT SIGN. LANDSCAPING.	EVC-18837 APR-2011
8,310	Other	EVANS CONSTRUCTION CO INC				484.74	935402	EVC18838	EVANS CONSTRUCTION- RICHMOND STRM. - . PM EQUIPMENT INFORMATION. INSTALL CEILING TILES	EVC-18838 APR-2011
8,311	Other	EVANS CONSTRUCTION CO INC				1,157.11	935403	EVC18839	EVANS CONSTRUCTION- SHELBYVILLE B.O.- MONTHLY PMS. REPLACED FAUCETS	EVC-18839 APR-2011
8,312	Other	EVANS CONSTRUCTION CO INC				418.09	935402	EVC18840	EVANS CONSTRUCTION- SHELBYVILLE STRM - MONTHLY PMS. REPAIRED YARD HYDRANT.	EVC-18840 APR-2011
8,313	Other	EVANS CONSTRUCTION CO INC				1,147.81	935403	EVC18842	EVANS CONSTRUCTION- SOMERSET B.O. - REPLACED LIGHT BULBS. INSTALL SHELF AND KEYBOARD. CHECK LEAK IN A/C. INSTALLED DVD PLAYER	EVC-18842 APR-2011
8,314	Other	EVANS CONSTRUCTION CO INC				338.45	921003	EVC18843	EVANS CONSTRUCTION- SOMERSET STRM. - MONTHLY PMS	EVC-18843 APR-2011
8,315	Other	EVANS CONSTRUCTION CO INC				881.10	935403	EVC18846	EVANS CONSTRUCTION- VERSAILLES B.O. - MONTHLY PMS. REPLACE WINDOW	EVC-18846 APR-2011
8,316	Other	EVANS CONSTRUCTION CO INC				760.36	935403	EVC18847	EVANS CONSTRUCTION- WINCHESTER B.O. - LAWNCARE. REPAIR CUSTOMER REMOTE DOOR IN DRIVE THRU.	EVC-18847 APR-2011
8,317	Other	EVANS CONSTRUCTION CO INC				105.00	935402	EVC18848	EVANS CONSTRUCTION- WINCHESTER STRM. - LAWNCARE.	EVC-18848 APR-2011
8,318	Other	EVANS CONSTRUCTION CO INC				168.00	935403	EVC18849	EVANS CONSTRUCTION- WINCHESTER SUBSTATION. - LAWNCARE.	EVC-18849 APR-2011
8,319	Other	EVANS CONSTRUCTION CO INC				2,513.00	511100	EVC18872	SAFETY INCENTIVES	APR-2011
8,320	Other	EVANS CONSTRUCTION CO INC				200.00	553100	EVC18872	SAFETY INCENTIVES	APR-2011
8,321	Other	EVANS CONSTRUCTION CO INC				48,534.24	501090	EVC18878	COAL YARD MAINTENANCE FOR EW BROWN	APR-2011
8,322	Other	EVANS CONSTRUCTION CO INC				806.39	511100	EVC18883	MAINTENANCE	APR-2011
8,323	Other	EVANS CONSTRUCTION CO INC				682.33	512005	EVC18883	MAINTENANCE	APR-2011
8,324	Other	EVANS CONSTRUCTION CO INC				620.30	512017	EVC18883	MAINTENANCE	APR-2011
8,325	Other	EVANS CONSTRUCTION CO INC				619.58	511100	EVC18883	MAINTENANCE	APR-2011
8,326	Other	EVANS CONSTRUCTION CO INC				554.03	512005	EVC18883	MAINTENANCE	APR-2011
8,327	Other	EVANS CONSTRUCTION CO INC				551.71	511100	EVC18883	MAINTENANCE	APR-2011
8,328	Other	EVANS CONSTRUCTION CO INC				457.92	512017	EVC18883	MAINTENANCE	APR-2011
8,329	Other	EVANS CONSTRUCTION CO INC				443.61	512005	EVC18883	MAINTENANCE	APR-2011
8,330	Other	EVANS CONSTRUCTION CO INC				318.11	511100	EVC18883	MAINTENANCE	APR-2011
8,331	Other	EVANS CONSTRUCTION CO INC				311.36	511100	EVC18883	MAINTENANCE	APR-2011
8,332	Other	EVANS CONSTRUCTION CO INC				310.15	512017	EVC18883	MAINTENANCE	APR-2011
8,333	Other	EVANS CONSTRUCTION CO INC				286.20	544100	EVC18883	MAINTENANCE	APR-2011
8,334	Other	EVANS CONSTRUCTION CO INC				257.58	512100	EVC18883	MAINTENANCE	APR-2011

KENTUCKY UTILITIES COMPANY
Case No. 2012- 00221
Analysis of Professional Services Expenses For the Test Year

(A)	(B)	(C)	(D)	(E)	(F)	(G)	(H)	(I)		
Line No.	Type	Vendor	Rate Case	Audit	Other	Total	Account	Invoice	Description	Period
8,335	Other	EVANS CONSTRUCTION CO INC				228.96	542100	EVC18883	MAINTENANCE	APR-2011
8,336	Other	EVANS CONSTRUCTION CO INC				228.96	544100	EVC18883	MAINTENANCE	APR-2011
8,337	Other	EVANS CONSTRUCTION CO INC				221.61	511100	EVC18883	MAINTENANCE	APR-2011
8,338	Other	EVANS CONSTRUCTION CO INC				221.61	512100	EVC18883	MAINTENANCE	APR-2011
8,339	Other	EVANS CONSTRUCTION CO INC				214.65	544100	EVC18883	MAINTENANCE	APR-2011
8,340	Other	EVANS CONSTRUCTION CO INC				207.27	512005	EVC18883	MAINTENANCE	APR-2011
8,341	Other	EVANS CONSTRUCTION CO INC				171.72	512005	EVC18883	MAINTENANCE	APR-2011
8,342	Other	EVANS CONSTRUCTION CO INC				143.10	512005	EVC18883	MAINTENANCE	APR-2011
8,343	Other	EVANS CONSTRUCTION CO INC				135.75	512005	EVC18883	MAINTENANCE	APR-2011
8,344	Other	EVANS CONSTRUCTION CO INC				128.79	511100	EVC18883	MAINTENANCE	APR-2011
8,345	Other	EVANS CONSTRUCTION CO INC				128.79	512100	EVC18883	MAINTENANCE	APR-2011
8,346	Other	EVANS CONSTRUCTION CO INC				128.79	512100	EVC18883	MAINTENANCE	APR-2011
8,347	Other	EVANS CONSTRUCTION CO INC				128.79	512100	EVC18883	MAINTENANCE	APR-2011
8,348	Other	EVANS CONSTRUCTION CO INC				114.48	511100	EVC18883	MAINTENANCE	APR-2011
8,349	Other	EVANS CONSTRUCTION CO INC				114.48	512100	EVC18883	MAINTENANCE	APR-2011
8,350	Other	EVANS CONSTRUCTION CO INC				114.48	512100	EVC18883	MAINTENANCE	APR-2011
8,351	Other	EVANS CONSTRUCTION CO INC				114.48	513100	EVC18883	MAINTENANCE	APR-2011
8,352	Other	EVANS CONSTRUCTION CO INC				114.48	544100	EVC18883	MAINTENANCE	APR-2011
8,353	Other	EVANS CONSTRUCTION CO INC				114.48	554100	EVC18883	MAINTENANCE	APR-2011
8,354	Other	EVANS CONSTRUCTION CO INC				100.17	512100	EVC18883	MAINTENANCE	APR-2011
8,355	Other	EVANS CONSTRUCTION CO INC				85.86	512100	EVC18883	MAINTENANCE	APR-2011
8,356	Other	EVANS CONSTRUCTION CO INC				85.86	512100	EVC18883	MAINTENANCE	APR-2011
8,357	Other	EVANS CONSTRUCTION CO INC				71.55	512100	EVC18883	MAINTENANCE	APR-2011
8,358	Other	EVANS CONSTRUCTION CO INC				71.55	513100	EVC18883	MAINTENANCE	APR-2011
8,359	Other	EVANS CONSTRUCTION CO INC				62.03	511100	EVC18883	MAINTENANCE	APR-2011
8,360	Other	EVANS CONSTRUCTION CO INC				57.24	511100	EVC18883	MAINTENANCE	APR-2011
8,361	Other	EVANS CONSTRUCTION CO INC				57.24	512005	EVC18883	MAINTENANCE	APR-2011
8,362	Other	EVANS CONSTRUCTION CO INC				57.24	512005	EVC18883	MAINTENANCE	APR-2011
8,363	Other	EVANS CONSTRUCTION CO INC				57.24	512100	EVC18883	MAINTENANCE	APR-2011
8,364	Other	EVANS CONSTRUCTION CO INC				57.24	512100	EVC18883	MAINTENANCE	APR-2011
8,365	Other	EVANS CONSTRUCTION CO INC				57.24	512100	EVC18883	MAINTENANCE	APR-2011
8,366	Other	EVANS CONSTRUCTION CO INC				57.24	512100	EVC18883	MAINTENANCE	APR-2011
8,367	Other	EVANS CONSTRUCTION CO INC				57.24	513100	EVC18883	MAINTENANCE	APR-2011
8,368	Other	EVANS CONSTRUCTION CO INC				57.24	514100	EVC18883	MAINTENANCE	APR-2011
8,369	Other	EVANS CONSTRUCTION CO INC				57.24	514100	EVC18883	MAINTENANCE	APR-2011
8,370	Other	EVANS CONSTRUCTION CO INC				42.93	511100	EVC18883	MAINTENANCE	APR-2011
8,371	Other	EVANS CONSTRUCTION CO INC				42.93	512005	EVC18883	MAINTENANCE	APR-2011
8,372	Other	EVANS CONSTRUCTION CO INC				42.93	512100	EVC18883	MAINTENANCE	APR-2011
8,373	Other	EVANS CONSTRUCTION CO INC				42.93	512100	EVC18883	MAINTENANCE	APR-2011
8,374	Other	EVANS CONSTRUCTION CO INC				42.93	512100	EVC18883	MAINTENANCE	APR-2011
8,375	Other	EVANS CONSTRUCTION CO INC				42.93	514100	EVC18883	MAINTENANCE	APR-2011
8,376	Other	EVANS CONSTRUCTION CO INC				42.93	514100	EVC18883	MAINTENANCE	APR-2011
8,377	Other	EVANS CONSTRUCTION CO INC				42.93	542100	EVC18883	MAINTENANCE	APR-2011
8,378	Other	EVANS CONSTRUCTION CO INC				28.62	513100	EVC18883	MAINTENANCE	APR-2011
8,379	Other	EVANS CONSTRUCTION CO INC				28.62	514100	EVC18883	MAINTENANCE	APR-2011
8,380	Other	EVANS CONSTRUCTION CO INC				28.62	514100	EVC18883	MAINTENANCE	APR-2011
8,381	Other	EVANS CONSTRUCTION CO INC				28.62	514100	EVC18883	MAINTENANCE	APR-2011
8,382	Other	EVANS CONSTRUCTION CO INC				28.62	544100	EVC18883	MAINTENANCE	APR-2011
8,383	Other	EVANS CONSTRUCTION CO INC				28.62	544100	EVC18883	MAINTENANCE	APR-2011
8,384	Other	EVANS CONSTRUCTION CO INC				28.62	544100	EVC18883	MAINTENANCE	APR-2011
8,385	Other	EVANS CONSTRUCTION CO INC				14.31	512100	EVC18883	MAINTENANCE	APR-2011
8,386	Other	EVANS CONSTRUCTION CO INC				14.31	514100	EVC18883	MAINTENANCE	APR-2011
8,387	Other	EVANS CONSTRUCTION CO INC				14.31	542100	EVC18883	MAINTENANCE	APR-2011
8,388	Other	EVANS CONSTRUCTION CO INC				182.37	580100	EVC18895	EVANS CONST-PINEVILLE - SPECIAL CLEANING- EVC18895 DATED 4/21/2011	MAY-2011
8,389	Other	EVANS CONSTRUCTION CO INC				182.37	580100	EVC18895	EVANS CONST-PINEVILLE - SPECIAL CLEANING- EVC18895 DATED 4/21/2011	MAY-2011
8,390	Other	EVANS CONSTRUCTION CO INC				182.37	903930	EVC18895	EVANS CONST-PINEVILLE - SPECIAL CLEANING- EVC18895 DATED 4/21/2011	MAY-2011
8,391	Other	EVANS CONSTRUCTION CO INC				182.37	921002	EVC18895	EVANS CONST-PINEVILLE - SPECIAL CLEANING- EVC18895 DATED 4/21/2011	MAY-2011
8,392	Other	EVANS CONSTRUCTION CO INC				900.00	501090	EVC18967	2011 SAFETY INCENTIVES -1ST QUARTER	MAY-2011
8,393	Other	EVANS CONSTRUCTION CO INC				900.00	511100	EVC18967	2011 SAFETY INCENTIVES -1ST QUARTER	MAY-2011
8,394	Other	EVANS CONSTRUCTION CO INC				900.00	511100	EVC18968	SAFETY INCENTIVE FOR 1ST QUARTER 2011	MAY-2011

KENTUCKY UTILITIES COMPANY
Case No. 2012- 00221
Analysis of Professional Services Expenses For the Test Year

(A)	(B)	(C)	(D)	(E)	(F)	(G)	(H)	(I)		
Line No.	Type	Vendor	Rate Case	Audit	Other	Total	Account	Invoice	Description	Period
8,395	Other	EVANS CONSTRUCTION CO INC				2,238.20	511100	EVC18980	GHENT FACILITY MAINTENANCE	APR-2011
8,396	Other	EVANS CONSTRUCTION CO INC				512.42	512005	EVC18980	GHENT FACILITY MAINTENANCE	APR-2011
8,397	Other	EVANS CONSTRUCTION CO INC				406.98	513100	EVC18980	GHENT FACILITY MAINTENANCE	APR-2011
8,398	Other	EVANS CONSTRUCTION CO INC				302.73	512017	EVC18980	GHENT FACILITY MAINTENANCE	APR-2011
8,399	Other	EVANS CONSTRUCTION CO INC				294.56	511100	EVC18980	GHENT FACILITY MAINTENANCE	APR-2011
8,400	Other	EVANS CONSTRUCTION CO INC				291.81	511100	EVC18980	GHENT FACILITY MAINTENANCE	APR-2011
8,401	Other	EVANS CONSTRUCTION CO INC				269.60	512005	EVC18980	GHENT FACILITY MAINTENANCE	APR-2011
8,402	Other	EVANS CONSTRUCTION CO INC				219.10	511100	EVC18980	GHENT FACILITY MAINTENANCE	APR-2011
8,403	Other	EVANS CONSTRUCTION CO INC				143.64	511100	EVC18980	GHENT FACILITY MAINTENANCE	APR-2011
8,404	Other	EVANS CONSTRUCTION CO INC				100.91	514100	EVC18980	GHENT FACILITY MAINTENANCE	APR-2011
8,405	Other	EVANS CONSTRUCTION CO INC				95.76	511100	EVC18980	GHENT FACILITY MAINTENANCE	APR-2011
8,406	Other	EVANS CONSTRUCTION CO INC				95.76	511100	EVC18980	GHENT FACILITY MAINTENANCE	APR-2011
8,407	Other	EVANS CONSTRUCTION CO INC				53.03	511100	EVC18980	GHENT FACILITY MAINTENANCE	APR-2011
8,408	Other	EVANS CONSTRUCTION CO INC				41.37	511100	EVC18980	GHENT FACILITY MAINTENANCE	APR-2011
8,409	Other	EVANS CONSTRUCTION CO INC				41.37	511100	EVC18980	GHENT FACILITY MAINTENANCE	APR-2011
8,410	Other	EVANS CONSTRUCTION CO INC				27.58	512100	EVC18980	GHENT FACILITY MAINTENANCE	APR-2011
8,411	Other	EVANS CONSTRUCTION CO INC				27.58	514100	EVC18980	GHENT FACILITY MAINTENANCE	APR-2011
8,412	Other	EVANS CONSTRUCTION CO INC				27.58	514100	EVC18980	GHENT FACILITY MAINTENANCE	APR-2011
8,413	Other	EVANS CONSTRUCTION CO INC				27.58	514100	EVC18980	GHENT FACILITY MAINTENANCE	APR-2011
8,414	Other	EVANS CONSTRUCTION CO INC				27.58	514100	EVC18980	GHENT FACILITY MAINTENANCE	APR-2011
8,415	Other	EVANS CONSTRUCTION CO INC				773.52	511100	EVC18981	GHENT WAREHOUSE/TOOLROOM	APR-2011
8,416	Other	EVANS CONSTRUCTION CO INC				3,298.53	502003	EVC18982	GHENT OUTSIDE MAINTENANCE FOR THE PERIOD	APR-2011
8,417	Other	EVANS CONSTRUCTION CO INC				898.04	513100	EVC18982	GHENT OUTSIDE MAINTENANCE	APR-2011
8,418	Other	EVANS CONSTRUCTION CO INC				876.00	511100	EVC18982	GHENT OUTSIDE MAINTENANCE	APR-2011
8,419	Other	EVANS CONSTRUCTION CO INC				827.48	512017	EVC18982	GHENT OUTSIDE MAINTENANCE	APR-2011
8,420	Other	EVANS CONSTRUCTION CO INC				640.68	513100	EVC18982	GHENT OUTSIDE MAINTENANCE	APR-2011
8,421	Other	EVANS CONSTRUCTION CO INC				620.35	511100	EVC18982	GHENT OUTSIDE MAINTENANCE	APR-2011
8,422	Other	EVANS CONSTRUCTION CO INC				565.44	512100	EVC18982	GHENT FACILITY MAINTENANCE	APR-2011
8,423	Other	EVANS CONSTRUCTION CO INC				292.80	512005	EVC18982	GHENT OUTSIDE MAINTENANCE	APR-2011
8,424	Other	EVANS CONSTRUCTION CO INC				282.72	512100	EVC18982	GHENT FACILITY MAINTENANCE	APR-2011
8,425	Other	EVANS CONSTRUCTION CO INC				282.72	512100	EVC18982	GHENT FACILITY MAINTENANCE	APR-2011
8,426	Other	EVANS CONSTRUCTION CO INC				282.72	511100	EVC18982	GHENT OUTSIDE MAINTENANCE	APR-2011
8,427	Other	EVANS CONSTRUCTION CO INC				282.72	511100	EVC18982	GHENT OUTSIDE MAINTENANCE	APR-2011
8,428	Other	EVANS CONSTRUCTION CO INC				282.72	511100	EVC18982	GHENT OUTSIDE MAINTENANCE	APR-2011
8,429	Other	EVANS CONSTRUCTION CO INC				267.48	512100	EVC18982	GHENT FACILITY MAINTENANCE	APR-2011
8,430	Other	EVANS CONSTRUCTION CO INC				242.25	511100	EVC18982	GHENT OUTSIDE MAINTENANCE	APR-2011
8,431	Other	EVANS CONSTRUCTION CO INC				242.25	511100	EVC18982	GHENT OUTSIDE MAINTENANCE	APR-2011
8,432	Other	EVANS CONSTRUCTION CO INC				144.00	512017	EVC18982	GHENT OUTSIDE MAINTENANCE	APR-2011
8,433	Other	EVANS CONSTRUCTION CO INC				104.16	512100	EVC18982	GHENT FACILITY MAINTENANCE	APR-2011
8,434	Other	EVANS CONSTRUCTION CO INC				89.28	512100	EVC18982	GHENT FACILITY MAINTENANCE	APR-2011
8,435	Other	EVANS CONSTRUCTION CO INC				89.28	512100	EVC18982	GHENT FACILITY MAINTENANCE	APR-2011
8,436	Other	EVANS CONSTRUCTION CO INC				2,297.99	512100	EVC18984	MAINTENANCE 03/28 - 04/03/11	MAY-2011
8,437	Other	EVANS CONSTRUCTION CO INC				2,146.26	511100	EVC18984	MAINTENANCE 03/28 - 04/03/11	MAY-2011
8,438	Other	EVANS CONSTRUCTION CO INC				931.69	511100	EVC18984	MAINTENANCE 03/28 - 04/03/11	MAY-2011
8,439	Other	EVANS CONSTRUCTION CO INC				753.82	512017	EVC18984	MAINTENANCE 03/28 - 04/03/11	MAY-2011
8,440	Other	EVANS CONSTRUCTION CO INC				710.08	511100	EVC18984	MAINTENANCE 03/28 - 04/03/11	MAY-2011
8,441	Other	EVANS CONSTRUCTION CO INC				617.69	512100	EVC18984	MAINTENANCE 03/28 - 04/03/11	MAY-2011
8,442	Other	EVANS CONSTRUCTION CO INC				545.71	513100	EVC18984	MAINTENANCE 03/28 - 04/03/11	MAY-2011
8,443	Other	EVANS CONSTRUCTION CO INC				343.44	512100	EVC18984	MAINTENANCE 03/28 - 04/03/11	MAY-2011
8,444	Other	EVANS CONSTRUCTION CO INC				310.15	512017	EVC18984	MAINTENANCE 03/28 - 04/03/11	MAY-2011
8,445	Other	EVANS CONSTRUCTION CO INC				305.08	513100	EVC18984	MAINTENANCE 03/28 - 04/03/11	MAY-2011
8,446	Other	EVANS CONSTRUCTION CO INC				271.89	542100	EVC18984	MAINTENANCE 03/28 - 04/03/11	MAY-2011
8,447	Other	EVANS CONSTRUCTION CO INC				228.96	512100	EVC18984	MAINTENANCE 03/28 - 04/03/11	MAY-2011
8,448	Other	EVANS CONSTRUCTION CO INC				200.34	512100	EVC18984	MAINTENANCE 03/28 - 04/03/11	MAY-2011
8,449	Other	EVANS CONSTRUCTION CO INC				192.99	511100	EVC18984	MAINTENANCE 03/28 - 04/03/11	MAY-2011
8,450	Other	EVANS CONSTRUCTION CO INC				166.70	512100	EVC18984	MAINTENANCE 03/28 - 04/03/11	MAY-2011
8,451	Other	EVANS CONSTRUCTION CO INC				147.74	512005	EVC18984	MAINTENANCE 03/28 - 04/03/11	MAY-2011
8,452	Other	EVANS CONSTRUCTION CO INC				133.36	512017	EVC18984	MAINTENANCE 03/28 - 04/03/11	MAY-2011
8,453	Other	EVANS CONSTRUCTION CO INC				128.79	511100	EVC18984	MAINTENANCE 03/28 - 04/03/11	MAY-2011
8,454	Other	EVANS CONSTRUCTION CO INC				119.12	512005	EVC18984	MAINTENANCE 03/28 - 04/03/11	MAY-2011

KENTUCKY UTILITIES COMPANY
Case No. 2012- 00221
Analysis of Professional Services Expenses For the Test Year

(A)	(B)	(C)	(D)	(E)	(F)	(G)	(H)	(I)		
Line No.	Type	Vendor	Rate Case	Audit	Other	Total	Account	Invoice	Description	Period
8,455	Other	EVANS CONSTRUCTION CO INC				114.48	511100	EVC18984	MAINTENANCE 03/28 - 04/03/11	MAY-2011
8,456	Other	EVANS CONSTRUCTION CO INC				114.48	512005	EVC18984	MAINTENANCE 03/28 - 04/03/11	MAY-2011
8,457	Other	EVANS CONSTRUCTION CO INC				114.48	512100	EVC18984	MAINTENANCE 03/28 - 04/03/11	MAY-2011
8,458	Other	EVANS CONSTRUCTION CO INC				114.48	512100	EVC18984	MAINTENANCE 03/28 - 04/03/11	MAY-2011
8,459	Other	EVANS CONSTRUCTION CO INC				100.17	512100	EVC18984	MAINTENANCE 03/28 - 04/03/11	MAY-2011
8,460	Other	EVANS CONSTRUCTION CO INC				100.17	514100	EVC18984	MAINTENANCE 03/28 - 04/03/11	MAY-2011
8,461	Other	EVANS CONSTRUCTION CO INC				85.86	513100	EVC18984	MAINTENANCE 03/28 - 04/03/11	MAY-2011
8,462	Other	EVANS CONSTRUCTION CO INC				85.86	514100	EVC18984	MAINTENANCE 03/28 - 04/03/11	MAY-2011
8,463	Other	EVANS CONSTRUCTION CO INC				71.55	512100	EVC18984	MAINTENANCE 03/28 - 04/03/11	MAY-2011
8,464	Other	EVANS CONSTRUCTION CO INC				71.55	514100	EVC18984	MAINTENANCE 03/28 - 04/03/11	MAY-2011
8,465	Other	EVANS CONSTRUCTION CO INC				62.03	511100	EVC18984	MAINTENANCE 03/28 - 04/03/11	MAY-2011
8,466	Other	EVANS CONSTRUCTION CO INC				61.96	513100	EVC18984	MAINTENANCE 03/28 - 04/03/11	MAY-2011
8,467	Other	EVANS CONSTRUCTION CO INC				59.56	511100	EVC18984	MAINTENANCE 03/28 - 04/03/11	MAY-2011
8,468	Other	EVANS CONSTRUCTION CO INC				57.24	512100	EVC18984	MAINTENANCE 03/28 - 04/03/11	MAY-2011
8,469	Other	EVANS CONSTRUCTION CO INC				42.93	512100	EVC18984	MAINTENANCE 03/28 - 04/03/11	MAY-2011
8,470	Other	EVANS CONSTRUCTION CO INC				42.93	512100	EVC18984	MAINTENANCE 03/28 - 04/03/11	MAY-2011
8,471	Other	EVANS CONSTRUCTION CO INC				42.93	514100	EVC18984	MAINTENANCE 03/28 - 04/03/11	MAY-2011
8,472	Other	EVANS CONSTRUCTION CO INC				42.93	514100	EVC18984	MAINTENANCE 03/28 - 04/03/11	MAY-2011
8,473	Other	EVANS CONSTRUCTION CO INC				42.93	514100	EVC18984	MAINTENANCE 03/28 - 04/03/11	MAY-2011
8,474	Other	EVANS CONSTRUCTION CO INC				33.34	512005	EVC18984	MAINTENANCE 03/28 - 04/03/11	MAY-2011
8,475	Other	EVANS CONSTRUCTION CO INC				33.34	513100	EVC18984	MAINTENANCE 03/28 - 04/03/11	MAY-2011
8,476	Other	EVANS CONSTRUCTION CO INC				28.62	512005	EVC18984	MAINTENANCE 03/28 - 04/03/11	MAY-2011
8,477	Other	EVANS CONSTRUCTION CO INC				28.62	512100	EVC18984	MAINTENANCE 03/28 - 04/03/11	MAY-2011
8,478	Other	EVANS CONSTRUCTION CO INC				28.62	513100	EVC18984	MAINTENANCE 03/28 - 04/03/11	MAY-2011
8,479	Other	EVANS CONSTRUCTION CO INC				28.62	514100	EVC18984	MAINTENANCE 03/28 - 04/03/11	MAY-2011
8,480	Other	EVANS CONSTRUCTION CO INC				28.62	514100	EVC18984	MAINTENANCE 03/28 - 04/03/11	MAY-2011
8,481	Other	EVANS CONSTRUCTION CO INC				28.62	514100	EVC18984	MAINTENANCE 03/28 - 04/03/11	MAY-2011
8,482	Other	EVANS CONSTRUCTION CO INC				28.62	514100	EVC18984	MAINTENANCE 03/28 - 04/03/11	MAY-2011
8,483	Other	EVANS CONSTRUCTION CO INC				28.62	542100	EVC18984	MAINTENANCE 03/28 - 04/03/11	MAY-2011
8,484	Other	EVANS CONSTRUCTION CO INC				28.62	542100	EVC18984	MAINTENANCE 03/28 - 04/03/11	MAY-2011
8,485	Other	EVANS CONSTRUCTION CO INC				14.31	512005	EVC18984	MAINTENANCE 03/28 - 04/03/11	MAY-2011
8,486	Other	EVANS CONSTRUCTION CO INC				14.31	512100	EVC18984	MAINTENANCE 03/28 - 04/03/11	MAY-2011
8,487	Other	EVANS CONSTRUCTION CO INC				14.31	512100	EVC18984	MAINTENANCE 03/28 - 04/03/11	MAY-2011
8,488	Other	EVANS CONSTRUCTION CO INC				14.31	513100	EVC18984	MAINTENANCE 03/28 - 04/03/11	MAY-2011
8,489	Other	EVANS CONSTRUCTION CO INC				14.31	513100	EVC18984	MAINTENANCE 03/28 - 04/03/11	MAY-2011
8,490	Other	EVANS CONSTRUCTION CO INC				14.31	513100	EVC18984	MAINTENANCE 03/28 - 04/03/11	MAY-2011
8,491	Other	EVANS CONSTRUCTION CO INC				14.31	542100	EVC18984	MAINTENANCE 03/28 - 04/03/11	MAY-2011
8,492	Other	EVANS CONSTRUCTION CO INC				14.31	544100	EVC18984	MAINTENANCE 03/28 - 04/03/11	MAY-2011
8,493	Other	EVANS CONSTRUCTION CO INC				14.31	545100	EVC18984	MAINTENANCE 03/28 - 04/03/11	MAY-2011
8,494	Other	EVANS CONSTRUCTION CO INC				14.31	545100	EVC18984	MAINTENANCE 03/28 - 04/03/11	MAY-2011
8,495	Other	EVANS CONSTRUCTION CO INC				1,717.12	511100	EVC18985	PAYMENT OF INVOICE #EVC18985--GHENT FACILITY MAINTNENANCE FOR THE PERIOD 4/4 THRU 4/10/11	MAY-2011
8,496	Other	EVANS CONSTRUCTION CO INC				1,238.48	512005	EVC18985	PAYMENT OF INVOICE #EVC18985--GHENT FACILITY MAINTNENANCE FOR THE PERIOD 4/4 THRU 4/10/11	MAY-2011
8,497	Other	EVANS CONSTRUCTION CO INC				1,089.27	513100	EVC18985	PAYMENT OF INVOICE #EVC18985--GHENT FACILITY MAINTNENANCE FOR THE PERIOD 4/4 THRU 4/10/11	MAY-2011
8,498	Other	EVANS CONSTRUCTION CO INC				928.33	511100	EVC18985	PAYMENT OF INVOICE #EVC18985--GHENT FACILITY MAINTNENANCE FOR THE PERIOD 4/4 THRU 4/10/11	MAY-2011
8,499	Other	EVANS CONSTRUCTION CO INC				395.01	512102	EVC18985	PAYMENT OF INVOICE #EVC18985--GHENT FACILITY MAINTNENANCE FOR THE PERIOD 4/4 THRU 4/10/11	MAY-2011
8,500	Other	EVANS CONSTRUCTION CO INC				170.04	512100	EVC18985	PAYMENT OF INVOICE #EVC18985--GHENT FACILITY MAINTNENANCE FOR THE PERIOD 4/4 THRU 4/10/11	MAY-2011
8,501	Other	EVANS CONSTRUCTION CO INC				106.06	511100	EVC18985	PAYMENT OF INVOICE #EVC18985--GHENT FACILITY MAINTNENANCE FOR THE PERIOD 4/4 THRU 4/10/11	MAY-2011
8,502	Other	EVANS CONSTRUCTION CO INC				82.60	512100	EVC18985	PAYMENT OF INVOICE #EVC18985--GHENT FACILITY MAINTNENANCE FOR THE PERIOD 4/4 THRU 4/10/11	MAY-2011
8,503	Other	EVANS CONSTRUCTION CO INC				27.58	511100	EVC18985	PAYMENT OF INVOICE #EVC18985--GHENT FACILITY MAINTNENANCE FOR THE PERIOD 4/4 THRU 4/10/11	MAY-2011
8,504	Other	EVANS CONSTRUCTION CO INC				1,289.20	511100	EVC18986	GHENT WAREHOUSE/TOOLROOM FOR THE PERIOD 4/4 THRU 4/10/11	MAY-2011
8,505	Other	EVANS CONSTRUCTION CO INC				4,856.37	513100	EVC18987	GHENT OUTSIDE MAINTENANCE FOR THE PERIOD 4/4 THRU 4/10/11	MAY-2011

KENTUCKY UTILITIES COMPANY
Case No. 2012- 00221
Analysis of Professional Services Expenses For the Test Year

(A)	(B)	(C)	(D)	(E)	(F)	(G)	(H)	(I)		
Line No.	Type	Vendor	Rate Case	Audit	Other	Total	Account	Invoice	Description	Period
8,506	Other	EVANS CONSTRUCTION CO INC				3,496.80	502003	EVC18987	GHENT OUTSIDE MAINTENANCE FOR THE PERIOD 4/4 THRU 4/10/11	MAY-2011
8,507	Other	EVANS CONSTRUCTION CO INC				2,528.63	511100	EVC18987	GHENT OUTSIDE MAINTENANCE FOR THE PERIOD 4/4 THRU 4/10/11	MAY-2011
8,508	Other	EVANS CONSTRUCTION CO INC				540.51	513100	EVC18987	GHENT OUTSIDE MAINTENANCE FOR THE PERIOD 4/4 THRU 4/10/11	MAY-2011
8,509	Other	EVANS CONSTRUCTION CO INC				515.36	511100	EVC18987	GHENT OUTSIDE MAINTENANCE FOR THE PERIOD 4/4 THRU 4/10/11	MAY-2011
8,510	Other	EVANS CONSTRUCTION CO INC				342.19	511100	EVC18987	GHENT OUTSIDE MAINTENANCE FOR THE PERIOD 4/4 THRU 4/10/11	MAY-2011
8,511	Other	EVANS CONSTRUCTION CO INC				282.72	512100	EVC18987	GHENT OUTSIDE MAINTENANCE FOR THE PERIOD 4/4 THRU 4/10/11	MAY-2011
8,512	Other	EVANS CONSTRUCTION CO INC				238.08	511100	EVC18987	GHENT OUTSIDE MAINTENANCE FOR THE PERIOD 4/4 THRU 4/10/11	MAY-2011
8,513	Other	EVANS CONSTRUCTION CO INC				238.08	512100	EVC18987	GHENT OUTSIDE MAINTENANCE FOR THE PERIOD 4/4 THRU 4/10/11	MAY-2011
8,514	Other	EVANS CONSTRUCTION CO INC				238.08	512100	EVC18987	GHENT OUTSIDE MAINTENANCE FOR THE PERIOD 4/4 THRU 4/10/11	MAY-2011
8,515	Other	EVANS CONSTRUCTION CO INC				236.04	513100	EVC18987	GHENT OUTSIDE MAINTENANCE FOR THE PERIOD 4/4 THRU 4/10/11	MAY-2011
8,516	Other	EVANS CONSTRUCTION CO INC				204.00	511100	EVC18987	GHENT OUTSIDE MAINTENANCE FOR THE PERIOD 4/4 THRU 4/10/11	MAY-2011
8,517	Other	EVANS CONSTRUCTION CO INC				204.00	511100	EVC18987	GHENT OUTSIDE MAINTENANCE FOR THE PERIOD 4/4 THRU 4/10/11	MAY-2011
8,518	Other	EVANS CONSTRUCTION CO INC				148.80	512100	EVC18987	GHENT OUTSIDE MAINTENANCE FOR THE PERIOD 4/4 THRU 4/10/11	MAY-2011
8,519	Other	EVANS CONSTRUCTION CO INC				133.92	512100	EVC18987	GHENT OUTSIDE MAINTENANCE FOR THE PERIOD 4/4 THRU 4/10/11	MAY-2011
8,520	Other	EVANS CONSTRUCTION CO INC				133.92	513100	EVC18987	GHENT OUTSIDE MAINTENANCE FOR THE PERIOD 4/4 THRU 4/10/11	MAY-2011
8,521	Other	EVANS CONSTRUCTION CO INC				18,246.68	511100	EVC18988	PAYMENT OF INVOICE #EVC18988-GHENT JANITORIAL FOR APRIL 2011	MAY-2011
8,522	Other	EVANS CONSTRUCTION CO INC				6,367.08	511100	EVC18988	PAYMENT OF INVOICE #EVC18988-GHENT JANITORIAL FOR APRIL 2011	MAY-2011
8,523	Other	EVANS CONSTRUCTION CO INC				5,991.45	511100	EVC18988	PAYMENT OF INVOICE #EVC18988-GHENT JANITORIAL FOR APRIL 2011	MAY-2011
8,524	Other	EVANS CONSTRUCTION CO INC				2,995.73	511100	EVC18988	PAYMENT OF INVOICE #EVC18988-GHENT JANITORIAL FOR APRIL 2011	MAY-2011
8,525	Other	EVANS CONSTRUCTION CO INC				2,531.37	512100	EVC18990	MAINT 04/04 - 04/10/11	MAY-2011
8,526	Other	EVANS CONSTRUCTION CO INC				1,826.25	511100	EVC18990	MAINT 04/04 - 04/10/11	MAY-2011
8,527	Other	EVANS CONSTRUCTION CO INC				1,215.13	512017	EVC18990	MAINT 04/04 - 04/10/11	MAY-2011
8,528	Other	EVANS CONSTRUCTION CO INC				808.76	512017	EVC18990	MAINT 04/04 - 04/10/11	MAY-2011
8,529	Other	EVANS CONSTRUCTION CO INC				517.09	552100	EVC18990	MAINT 04/04 - 04/10/11	MAY-2011
8,530	Other	EVANS CONSTRUCTION CO INC				509.99	512100	EVC18990	MAINT 04/04 - 04/10/11	MAY-2011
8,531	Other	EVANS CONSTRUCTION CO INC				481.67	511100	EVC18990	MAINT 04/04 - 04/10/11	MAY-2011
8,532	Other	EVANS CONSTRUCTION CO INC				310.15	512017	EVC18990	MAINT 04/04 - 04/10/11	MAY-2011
8,533	Other	EVANS CONSTRUCTION CO INC				295.64	512100	EVC18990	MAINT 04/04 - 04/10/11	MAY-2011
8,534	Other	EVANS CONSTRUCTION CO INC				200.34	542100	EVC18990	MAINT 04/04 - 04/10/11	MAY-2011
8,535	Other	EVANS CONSTRUCTION CO INC				171.72	512100	EVC18990	MAINT 04/04 - 04/10/11	MAY-2011
8,536	Other	EVANS CONSTRUCTION CO INC				155.68	512011	EVC18990	MAINT 04/04 - 04/10/11	MAY-2011
8,537	Other	EVANS CONSTRUCTION CO INC				147.74	511100	EVC18990	MAINT 04/04 - 04/10/11	MAY-2011
8,538	Other	EVANS CONSTRUCTION CO INC				128.79	511100	EVC18990	MAINT 04/04 - 04/10/11	MAY-2011
8,539	Other	EVANS CONSTRUCTION CO INC				124.06	512017	EVC18990	MAINT 04/04 - 04/10/11	MAY-2011
8,540	Other	EVANS CONSTRUCTION CO INC				124.06	512017	EVC18990	MAINT 04/04 - 04/10/11	MAY-2011
8,541	Other	EVANS CONSTRUCTION CO INC				123.92	512100	EVC18990	MAINT 04/04 - 04/10/11	MAY-2011
8,542	Other	EVANS CONSTRUCTION CO INC				119.27	511100	EVC18990	MAINT 04/04 - 04/10/11	MAY-2011
8,543	Other	EVANS CONSTRUCTION CO INC				114.48	512100	EVC18990	MAINT 04/04 - 04/10/11	MAY-2011
8,544	Other	EVANS CONSTRUCTION CO INC				114.48	512100	EVC18990	MAINT 04/04 - 04/10/11	MAY-2011
8,545	Other	EVANS CONSTRUCTION CO INC				114.48	512100	EVC18990	MAINT 04/04 - 04/10/11	MAY-2011
8,546	Other	EVANS CONSTRUCTION CO INC				85.86	512100	EVC18990	MAINT 04/04 - 04/10/11	MAY-2011
8,547	Other	EVANS CONSTRUCTION CO INC				85.86	512100	EVC18990	MAINT 04/04 - 04/10/11	MAY-2011
8,548	Other	EVANS CONSTRUCTION CO INC				73.87	512100	EVC18990	MAINT 04/04 - 04/10/11	MAY-2011
8,549	Other	EVANS CONSTRUCTION CO INC				73.87	512100	EVC18990	MAINT 04/04 - 04/10/11	MAY-2011
8,550	Other	EVANS CONSTRUCTION CO INC				71.55	544100	EVC18990	MAINT 04/04 - 04/10/11	MAY-2011
8,551	Other	EVANS CONSTRUCTION CO INC				66.68	512100	EVC18990	MAINT 04/04 - 04/10/11	MAY-2011
8,552	Other	EVANS CONSTRUCTION CO INC				66.68	512100	EVC18990	MAINT 04/04 - 04/10/11	MAY-2011
8,553	Other	EVANS CONSTRUCTION CO INC				57.24	512100	EVC18990	MAINT 04/04 - 04/10/11	MAY-2011
8,554	Other	EVANS CONSTRUCTION CO INC				57.24	513100	EVC18990	MAINT 04/04 - 04/10/11	MAY-2011
8,555	Other	EVANS CONSTRUCTION CO INC				57.24	514100	EVC18990	MAINT 04/04 - 04/10/11	MAY-2011
8,556	Other	EVANS CONSTRUCTION CO INC				57.24	514100	EVC18990	MAINT 04/04 - 04/10/11	MAY-2011
8,557	Other	EVANS CONSTRUCTION CO INC				57.24	514100	EVC18990	MAINT 04/04 - 04/10/11	MAY-2011
8,558	Other	EVANS CONSTRUCTION CO INC				42.93	511100	EVC18990	MAINT 04/04 - 04/10/11	MAY-2011
8,559	Other	EVANS CONSTRUCTION CO INC				42.93	512100	EVC18990	MAINT 04/04 - 04/10/11	MAY-2011
8,560	Other	EVANS CONSTRUCTION CO INC				42.93	512100	EVC18990	MAINT 04/04 - 04/10/11	MAY-2011
8,561	Other	EVANS CONSTRUCTION CO INC				42.93	514100	EVC18990	MAINT 04/04 - 04/10/11	MAY-2011
8,562	Other	EVANS CONSTRUCTION CO INC				42.93	514100	EVC18990	MAINT 04/04 - 04/10/11	MAY-2011
8,563	Other	EVANS CONSTRUCTION CO INC				42.93	514100	EVC18990	MAINT 04/04 - 04/10/11	MAY-2011
8,564	Other	EVANS CONSTRUCTION CO INC				33.34	512100	EVC18990	MAINT 04/04 - 04/10/11	MAY-2011
8,565	Other	EVANS CONSTRUCTION CO INC				33.34	512100	EVC18990	MAINT 04/04 - 04/10/11	MAY-2011

KENTUCKY UTILITIES COMPANY
Case No. 2012- 00221
Analysis of Professional Services Expenses For the Test Year

(A)	(B)	(C)	(D)	(E)	(F)	(G)	(H)	(I)		
Line No.	Type	Vendor	Rate Case	Audit	Other	Total	Account	Invoice	Description	Period
8,566	Other	EVANS CONSTRUCTION CO INC				33.34	512100	EVC18990	MAINT 04/04 - 04/10/11	MAY-2011
8,567	Other	EVANS CONSTRUCTION CO INC				33.34	513100	EVC18990	MAINT 04/04 - 04/10/11	MAY-2011
8,568	Other	EVANS CONSTRUCTION CO INC				28.62	513100	EVC18990	MAINT 04/04 - 04/10/11	MAY-2011
8,569	Other	EVANS CONSTRUCTION CO INC				28.62	514100	EVC18990	MAINT 04/04 - 04/10/11	MAY-2011
8,570	Other	EVANS CONSTRUCTION CO INC				28.62	514100	EVC18990	MAINT 04/04 - 04/10/11	MAY-2011
8,571	Other	EVANS CONSTRUCTION CO INC				28.62	514100	EVC18990	MAINT 04/04 - 04/10/11	MAY-2011
8,572	Other	EVANS CONSTRUCTION CO INC				28.62	514100	EVC18990	MAINT 04/04 - 04/10/11	MAY-2011
8,573	Other	EVANS CONSTRUCTION CO INC				28.62	514100	EVC18990	MAINT 04/04 - 04/10/11	MAY-2011
8,574	Other	EVANS CONSTRUCTION CO INC				28.62	514100	EVC18990	MAINT 04/04 - 04/10/11	MAY-2011
8,575	Other	EVANS CONSTRUCTION CO INC				14.31	512100	EVC18990	MAINT 04/04 - 04/10/11	MAY-2011
8,576	Other	EVANS CONSTRUCTION CO INC				2,276.65	511100	EVC18991	PAYMENT OF INVOICE #EVC18991-GHENT FACILITY MAINTENANCE FOR THE PERIOD 4/11 THRU 4/17/11	MAY-2011
8,577	Other	EVANS CONSTRUCTION CO INC				634.55	512005	EVC18991	PAYMENT OF INVOICE #EVC18991-GHENT FACILITY MAINTENANCE FOR THE PERIOD 4/11 THRU 4/17/11	MAY-2011
8,578	Other	EVANS CONSTRUCTION CO INC				502.74	511100	EVC18991	PAYMENT OF INVOICE #EVC18991-GHENT FACILITY MAINTENANCE FOR THE PERIOD 4/11 THRU 4/17/11	MAY-2011
8,579	Other	EVANS CONSTRUCTION CO INC				430.92	511100	EVC18991	PAYMENT OF INVOICE #EVC18991-GHENT FACILITY MAINTENANCE FOR THE PERIOD 4/11 THRU 4/17/11	MAY-2011
8,580	Other	EVANS CONSTRUCTION CO INC				307.88	512100	EVC18991	PAYMENT OF INVOICE #EVC18991-GHENT FACILITY MAINTENANCE FOR THE PERIOD 4/11 THRU 4/17/11	MAY-2011
8,581	Other	EVANS CONSTRUCTION CO INC				191.52	513100	EVC18991	PAYMENT OF INVOICE #EVC18991-GHENT FACILITY MAINTENANCE FOR THE PERIOD 4/11 THRU 4/17/11	MAY-2011
8,582	Other	EVANS CONSTRUCTION CO INC				143.64	511100	EVC18991	PAYMENT OF INVOICE #EVC18991-GHENT FACILITY MAINTENANCE FOR THE PERIOD 4/11 THRU 4/17/11	MAY-2011
8,583	Other	EVANS CONSTRUCTION CO INC				143.64	513100	EVC18991	PAYMENT OF INVOICE #EVC18991-GHENT FACILITY MAINTENANCE FOR THE PERIOD 4/11 THRU 4/17/11	MAY-2011
8,584	Other	EVANS CONSTRUCTION CO INC				95.76	511100	EVC18991	PAYMENT OF INVOICE #EVC18991-GHENT FACILITY MAINTENANCE FOR THE PERIOD 4/11 THRU 4/17/11	MAY-2011
8,585	Other	EVANS CONSTRUCTION CO INC				95.76	512102	EVC18991	PAYMENT OF INVOICE #EVC18991-GHENT FACILITY MAINTENANCE FOR THE PERIOD 4/11 THRU 4/17/11	MAY-2011
8,586	Other	EVANS CONSTRUCTION CO INC				47.88	511100	EVC18991	PAYMENT OF INVOICE #EVC18991-GHENT FACILITY MAINTENANCE FOR THE PERIOD 4/11 THRU 4/17/11	MAY-2011
8,587	Other	EVANS CONSTRUCTION CO INC				773.52	511100	EVC18992	GHENT WAREHOUSE/TOOLROOM FOR THE PERIOD 4/11 THRU 4/17/11	MAY-2011
8,588	Other	EVANS CONSTRUCTION CO INC				2,600.26	513100	EVC18993	GHENT OUTSIDE MAINTENANCE FOR THE PERIOD 4/11 THRU 4/17/11	MAY-2011
8,589	Other	EVANS CONSTRUCTION CO INC				2,225.35	502003	EVC18993	GHENT OUTSIDE MAINTENANCE FOR THE PERIOD 4/11 THRU 4/17/11	MAY-2011
8,590	Other	EVANS CONSTRUCTION CO INC				1,203.44	512100	EVC18993	GHENT OUTSIDE MAINTENANCE FOR THE PERIOD 4/11 THRU 4/17/11	MAY-2011
8,591	Other	EVANS CONSTRUCTION CO INC				1,120.16	511100	EVC18993	GHENT OUTSIDE MAINTENANCE FOR THE PERIOD 4/11 THRU 4/17/11	MAY-2011
8,592	Other	EVANS CONSTRUCTION CO INC				876.27	512017	EVC18993	GHENT OUTSIDE MAINTENANCE FOR THE PERIOD 4/11 THRU 4/17/11	MAY-2011
8,593	Other	EVANS CONSTRUCTION CO INC				777.60	513100	EVC18993	GHENT OUTSIDE MAINTENANCE FOR THE PERIOD 4/11 THRU 4/17/11	MAY-2011
8,594	Other	EVANS CONSTRUCTION CO INC				655.87	513100	EVC18993	GHENT OUTSIDE MAINTENANCE FOR THE PERIOD 4/11 THRU 4/17/11	MAY-2011
8,595	Other	EVANS CONSTRUCTION CO INC				624.91	511100	EVC18993	GHENT OUTSIDE MAINTENANCE FOR THE PERIOD 4/11 THRU 4/17/11	MAY-2011
8,596	Other	EVANS CONSTRUCTION CO INC				581.21	511100	EVC18993	GHENT OUTSIDE MAINTENANCE FOR THE PERIOD 4/11 THRU 4/17/11	MAY-2011
8,597	Other	EVANS CONSTRUCTION CO INC				433.12	511100	EVC18993	GHENT OUTSIDE MAINTENANCE FOR THE PERIOD 4/11 THRU 4/17/11	MAY-2011
8,598	Other	EVANS CONSTRUCTION CO INC				342.24	512100	EVC18993	GHENT OUTSIDE MAINTENANCE FOR THE PERIOD 4/11 THRU 4/17/11	MAY-2011
8,599	Other	EVANS CONSTRUCTION CO INC				312.48	511100	EVC18993	GHENT OUTSIDE MAINTENANCE FOR THE PERIOD 4/11 THRU 4/17/11	MAY-2011
8,600	Other	EVANS CONSTRUCTION CO INC				267.75	511100	EVC18993	GHENT OUTSIDE MAINTENANCE FOR THE PERIOD 4/11 THRU 4/17/11	MAY-2011
8,601	Other	EVANS CONSTRUCTION CO INC				260.13	512100	EVC18993	GHENT OUTSIDE MAINTENANCE FOR THE PERIOD 4/11 THRU 4/17/11	MAY-2011
8,602	Other	EVANS CONSTRUCTION CO INC				238.08	511100	EVC18993	GHENT OUTSIDE MAINTENANCE FOR THE PERIOD 4/11 THRU 4/17/11	MAY-2011
8,603	Other	EVANS CONSTRUCTION CO INC				226.26	511100	EVC18993	GHENT OUTSIDE MAINTENANCE FOR THE PERIOD 4/11 THRU 4/17/11	MAY-2011
8,604	Other	EVANS CONSTRUCTION CO INC				204.00	511100	EVC18993	GHENT OUTSIDE MAINTENANCE FOR THE PERIOD 4/11 THRU 4/17/11	MAY-2011
8,605	Other	EVANS CONSTRUCTION CO INC				204.00	512017	EVC18993	GHENT OUTSIDE MAINTENANCE FOR THE PERIOD 4/11 THRU 4/17/11	MAY-2011
8,606	Other	EVANS CONSTRUCTION CO INC				198.00	512100	EVC18993	GHENT OUTSIDE MAINTENANCE FOR THE PERIOD 4/11 THRU 4/17/11	MAY-2011
8,607	Other	EVANS CONSTRUCTION CO INC				148.80	512100	EVC18993	GHENT OUTSIDE MAINTENANCE FOR THE PERIOD 4/11 THRU 4/17/11	MAY-2011
8,608	Other	EVANS CONSTRUCTION CO INC				148.80	512100	EVC18993	GHENT OUTSIDE MAINTENANCE FOR THE PERIOD 4/11 THRU 4/17/11	MAY-2011
8,609	Other	EVANS CONSTRUCTION CO INC				138.64	512100	EVC18993	GHENT OUTSIDE MAINTENANCE FOR THE PERIOD 4/11 THRU 4/17/11	MAY-2011
8,610	Other	EVANS CONSTRUCTION CO INC				138.64	512100	EVC18993	GHENT OUTSIDE MAINTENANCE FOR THE PERIOD 4/11 THRU 4/17/11	MAY-2011
8,611	Other	EVANS CONSTRUCTION CO INC				133.92	512100	EVC18993	GHENT OUTSIDE MAINTENANCE FOR THE PERIOD 4/11 THRU 4/17/11	MAY-2011
8,612	Other	EVANS CONSTRUCTION CO INC				96.00	513100	EVC18993	GHENT OUTSIDE MAINTENANCE FOR THE PERIOD 4/11 THRU 4/17/11	MAY-2011
8,613	Other	EVANS CONSTRUCTION CO INC				74.40	512100	EVC18993	GHENT OUTSIDE MAINTENANCE FOR THE PERIOD 4/11 THRU 4/17/11	MAY-2011
8,614	Other	EVANS CONSTRUCTION CO INC				59.52	512100	EVC18993	GHENT OUTSIDE MAINTENANCE FOR THE PERIOD 4/11 THRU 4/17/11	MAY-2011

KENTUCKY UTILITIES COMPANY
Case No. 2012- 00221
Analysis of Professional Services Expenses For the Test Year

(A)	(B)	(C)	(D)	(E)	(F)	(G)	(H)	(I)		
Line No.	Type	Vendor	Rate Case	Audit	Other	Total	Account	Invoice	Description	Period
8,615	Other	EVANS CONSTRUCTION CO INC				59.52	512100	EVC18993	GHENT OUTSIDE MAINTENANCE FOR THE PERIOD 4/11 THRU 4/17/11	MAY-2011
8,616	Other	EVANS CONSTRUCTION CO INC				59.52	512100	EVC18993	GHENT OUTSIDE MAINTENANCE FOR THE PERIOD 4/11 THRU 4/17/11	MAY-2011
8,617	Other	EVANS CONSTRUCTION CO INC				59.52	512100	EVC18993	GHENT OUTSIDE MAINTENANCE FOR THE PERIOD 4/11 THRU 4/17/11	MAY-2011
8,618	Other	EVANS CONSTRUCTION CO INC				48.00	511100	EVC18993	GHENT OUTSIDE MAINTENANCE FOR THE PERIOD 4/11 THRU 4/17/11	MAY-2011
8,619	Other	EVANS CONSTRUCTION CO INC				3,046.15	512017	EVC18995	MAINTENANCE 04/11 - 04/17/11	MAY-2011
8,620	Other	EVANS CONSTRUCTION CO INC				2,133.97	512017	EVC18995	MAINTENANCE 04/11 - 04/17/11	MAY-2011
8,621	Other	EVANS CONSTRUCTION CO INC				512.35	512100	EVC18995	MAINTENANCE 04/11 - 04/17/11	MAY-2011
8,622	Other	EVANS CONSTRUCTION CO INC				505.42	512100	EVC18995	MAINTENANCE 04/11 - 04/17/11	MAY-2011
8,623	Other	EVANS CONSTRUCTION CO INC				440.80	512100	EVC18995	MAINTENANCE 04/11 - 04/17/11	MAY-2011
8,624	Other	EVANS CONSTRUCTION CO INC				400.68	512100	EVC18995	MAINTENANCE 04/11 - 04/17/11	MAY-2011
8,625	Other	EVANS CONSTRUCTION CO INC				352.88	513100	EVC18995	MAINTENANCE 04/11 - 04/17/11	MAY-2011
8,626	Other	EVANS CONSTRUCTION CO INC				340.93	512100	EVC18995	MAINTENANCE 04/11 - 04/17/11	MAY-2011
8,627	Other	EVANS CONSTRUCTION CO INC				319.39	512100	EVC18995	MAINTENANCE 04/11 - 04/17/11	MAY-2011
8,628	Other	EVANS CONSTRUCTION CO INC				310.15	512017	EVC18995	MAINTENANCE 04/11 - 04/17/11	MAY-2011
8,629	Other	EVANS CONSTRUCTION CO INC				309.95	512100	EVC18995	MAINTENANCE 04/11 - 04/17/11	MAY-2011
8,630	Other	EVANS CONSTRUCTION CO INC				257.43	512100	EVC18995	MAINTENANCE 04/11 - 04/17/11	MAY-2011
8,631	Other	EVANS CONSTRUCTION CO INC				221.61	511100	EVC18995	MAINTENANCE 04/11 - 04/17/11	MAY-2011
8,632	Other	EVANS CONSTRUCTION CO INC				214.65	512100	EVC18995	MAINTENANCE 04/11 - 04/17/11	MAY-2011
8,633	Other	EVANS CONSTRUCTION CO INC				209.78	512100	EVC18995	MAINTENANCE 04/11 - 04/17/11	MAY-2011
8,634	Other	EVANS CONSTRUCTION CO INC				206.69	512011	EVC18995	MAINTENANCE 04/11 - 04/17/11	MAY-2011
8,635	Other	EVANS CONSTRUCTION CO INC				190.60	512100	EVC18995	MAINTENANCE 04/11 - 04/17/11	MAY-2011
8,636	Other	EVANS CONSTRUCTION CO INC				186.09	511100	EVC18995	MAINTENANCE 04/11 - 04/17/11	MAY-2011
8,637	Other	EVANS CONSTRUCTION CO INC				171.72	511100	EVC18995	MAINTENANCE 04/11 - 04/17/11	MAY-2011
8,638	Other	EVANS CONSTRUCTION CO INC				150.03	512005	EVC18995	MAINTENANCE 04/11 - 04/17/11	MAY-2011
8,639	Other	EVANS CONSTRUCTION CO INC				147.74	511100	EVC18995	MAINTENANCE 04/11 - 04/17/11	MAY-2011
8,640	Other	EVANS CONSTRUCTION CO INC				147.74	511100	EVC18995	MAINTENANCE 04/11 - 04/17/11	MAY-2011
8,641	Other	EVANS CONSTRUCTION CO INC				147.74	511100	EVC18995	MAINTENANCE 04/11 - 04/17/11	MAY-2011
8,642	Other	EVANS CONSTRUCTION CO INC				143.10	512005	EVC18995	MAINTENANCE 04/11 - 04/17/11	MAY-2011
8,643	Other	EVANS CONSTRUCTION CO INC				143.10	512100	EVC18995	MAINTENANCE 04/11 - 04/17/11	MAY-2011
8,644	Other	EVANS CONSTRUCTION CO INC				133.36	512100	EVC18995	MAINTENANCE 04/11 - 04/17/11	MAY-2011
8,645	Other	EVANS CONSTRUCTION CO INC				114.48	512100	EVC18995	MAINTENANCE 04/11 - 04/17/11	MAY-2011
8,646	Other	EVANS CONSTRUCTION CO INC				114.48	512100	EVC18995	MAINTENANCE 04/11 - 04/17/11	MAY-2011
8,647	Other	EVANS CONSTRUCTION CO INC				114.48	512100	EVC18995	MAINTENANCE 04/11 - 04/17/11	MAY-2011
8,648	Other	EVANS CONSTRUCTION CO INC				114.48	542100	EVC18995	MAINTENANCE 04/11 - 04/17/11	MAY-2011
8,649	Other	EVANS CONSTRUCTION CO INC				114.48	544100	EVC18995	MAINTENANCE 04/11 - 04/17/11	MAY-2011
8,650	Other	EVANS CONSTRUCTION CO INC				102.49	512100	EVC18995	MAINTENANCE 04/11 - 04/17/11	MAY-2011
8,651	Other	EVANS CONSTRUCTION CO INC				85.86	513100	EVC18995	MAINTENANCE 04/11 - 04/17/11	MAY-2011
8,652	Other	EVANS CONSTRUCTION CO INC				85.86	514100	EVC18995	MAINTENANCE 04/11 - 04/17/11	MAY-2011
8,653	Other	EVANS CONSTRUCTION CO INC				73.87	511100	EVC18995	MAINTENANCE 04/11 - 04/17/11	MAY-2011
8,654	Other	EVANS CONSTRUCTION CO INC				57.24	512100	EVC18995	MAINTENANCE 04/11 - 04/17/11	MAY-2011
8,655	Other	EVANS CONSTRUCTION CO INC				57.24	514100	EVC18995	MAINTENANCE 04/11 - 04/17/11	MAY-2011
8,656	Other	EVANS CONSTRUCTION CO INC				42.93	512100	EVC18995	MAINTENANCE 04/11 - 04/17/11	MAY-2011
8,657	Other	EVANS CONSTRUCTION CO INC				42.93	512100	EVC18995	MAINTENANCE 04/11 - 04/17/11	MAY-2011
8,658	Other	EVANS CONSTRUCTION CO INC				42.93	514100	EVC18995	MAINTENANCE 04/11 - 04/17/11	MAY-2011
8,659	Other	EVANS CONSTRUCTION CO INC				42.93	514100	EVC18995	MAINTENANCE 04/11 - 04/17/11	MAY-2011
8,660	Other	EVANS CONSTRUCTION CO INC				42.93	514100	EVC18995	MAINTENANCE 04/11 - 04/17/11	MAY-2011
8,661	Other	EVANS CONSTRUCTION CO INC				42.93	514100	EVC18995	MAINTENANCE 04/11 - 04/17/11	MAY-2011
8,662	Other	EVANS CONSTRUCTION CO INC				33.34	512100	EVC18995	MAINTENANCE 04/11 - 04/17/11	MAY-2011
8,663	Other	EVANS CONSTRUCTION CO INC				28.62	512100	EVC18995	MAINTENANCE 04/11 - 04/17/11	MAY-2011
8,664	Other	EVANS CONSTRUCTION CO INC				28.62	512100	EVC18995	MAINTENANCE 04/11 - 04/17/11	MAY-2011
8,665	Other	EVANS CONSTRUCTION CO INC				28.62	512100	EVC18995	MAINTENANCE 04/11 - 04/17/11	MAY-2011
8,666	Other	EVANS CONSTRUCTION CO INC				28.62	514100	EVC18995	MAINTENANCE 04/11 - 04/17/11	MAY-2011
8,667	Other	EVANS CONSTRUCTION CO INC				28.62	514100	EVC18995	MAINTENANCE 04/11 - 04/17/11	MAY-2011
8,668	Other	EVANS CONSTRUCTION CO INC				28.62	514100	EVC18995	MAINTENANCE 04/11 - 04/17/11	MAY-2011
8,669	Other	EVANS CONSTRUCTION CO INC				28.62	514100	EVC18995	MAINTENANCE 04/11 - 04/17/11	MAY-2011
8,670	Other	EVANS CONSTRUCTION CO INC				28.62	542100	EVC18995	MAINTENANCE 04/11 - 04/17/11	MAY-2011
8,671	Other	EVANS CONSTRUCTION CO INC				14.31	511100	EVC18995	MAINTENANCE 04/11 - 04/17/11	MAY-2011
8,672	Other	EVANS CONSTRUCTION CO INC				14.31	513100	EVC18995	MAINTENANCE 04/11 - 04/17/11	MAY-2011
8,673	Other	EVANS CONSTRUCTION CO INC				14.31	513100	EVC18995	MAINTENANCE 04/11 - 04/17/11	MAY-2011
8,674	Other	EVANS CONSTRUCTION CO INC				14.31	513100	EVC18995	MAINTENANCE 04/11 - 04/17/11	MAY-2011

KENTUCKY UTILITIES COMPANY
Case No. 2012- 00221
Analysis of Professional Services Expenses For the Test Year

(A)	(B)	(C)	(D)	(E)	(F)	(G)	(H)	(I)		
Line No.	Type	Vendor	Rate Case	Audit	Other	Total	Account	Invoice	Description	Period
8,675	Other	EVANS CONSTRUCTION CO INC				14.31	514100	EVC18995	MAINTENANCE 04/11 - 04/17/11	MAY-2011
8,676	Other	EVANS CONSTRUCTION CO INC				44.00	588100	EVC19001	Truck washing April 2011	MAY-2011
8,677	Other	EVANS CONSTRUCTION CO INC				44.00	588100	EVC19001	Truck washing April 2011	MAY-2011
8,678	Other	EVANS CONSTRUCTION CO INC				44.00	588100	EVC19001	Truck washing April 2011	MAY-2011
8,679	Other	EVANS CONSTRUCTION CO INC				44.00	588100	EVC19001	Truck washing April 2011	MAY-2011
8,680	Other	EVANS CONSTRUCTION CO INC				44.00	588100	EVC19001	Truck washing April 2011	MAY-2011
8,681	Other	EVANS CONSTRUCTION CO INC				44.00	588100	EVC19001	Truck washing April 2011	MAY-2011
8,682	Other	EVANS CONSTRUCTION CO INC				44.00	588100	EVC19001	Truck washing April 2011	MAY-2011
8,683	Other	EVANS CONSTRUCTION CO INC				44.00	588100	EVC19001	Truck washing April 2011	MAY-2011
8,684	Other	EVANS CONSTRUCTION CO INC				44.00	588100	EVC19001	Truck washing April 2011	MAY-2011
8,685	Other	EVANS CONSTRUCTION CO INC				22.00	588100	EVC19001	Truck washing April 2011	MAY-2011
8,686	Other	EVANS CONSTRUCTION CO INC				22.00	588100	EVC19001	Truck washing April 2011	MAY-2011
8,687	Other	EVANS CONSTRUCTION CO INC				460.80	502100	EVC19002	PROVIDE JANITORIAL WORK FOR SYS LAB 3/1/11 THRU 12/31/11	MAY-2011
8,688	Other	EVANS CONSTRUCTION CO INC				2,383.77	501090	EVC19003	PROVIDE SERVICES FOR COAL SAMPLE PREPARATION AT SYSTEM LAB 3/1/2011-12/31/2011	MAY-2011
8,689	Other	EVANS CONSTRUCTION CO INC				2,817.55	923900	EVC19004	EVANS - SIMPSONVILLE - SERVICES PERFORMED 4/4-5/1/11 INV #EVC-19004 DATED 5/11/2011	Jun-2011
8,690	Other	EVANS CONSTRUCTION CO INC				688.73	923900	EVC19004	EVANS - SIMPSONVILLE - SERVICES PERFORMED 4/4-5/1/11 INV #EVC-19004 DATED 5/11/2011	Jun-2011
8,691	Other	EVANS CONSTRUCTION CO INC				219.34	921004	EVC19005	EVANS-DIX DAM INVOICE #EVC19005 DATED 5/11/2011 FOR LABOR	SEP-2011
8,692	Other	EVANS CONSTRUCTION CO INC				26,996.17	511100	EVC19007	JANITORIAL SERVICES FOR APRIL 2011	MAY-2011
8,693	Other	EVANS CONSTRUCTION CO INC				779.33	511100	EVC19007	JANITORIAL SERVICES FOR APRIL 2011	MAY-2011
8,694	Other	EVANS CONSTRUCTION CO INC				905.49	511100	EVC19008	EXTRA WORK DONE OUTSIDE JANITORIAL SCOPE	MAY-2011
8,695	Other	EVANS CONSTRUCTION CO INC				33,245.03	501090	EVC19009	COAL YARD MAINTENANCE FOR EW BROWN 04/04 - 05/01/11	MAY-2011
8,696	Other	EVANS CONSTRUCTION CO INC				1,183.36	506100	EVC19013	JANITORIAL LABOR FOR APRIL, 2011	MAY-2011
8,697	Other	EVANS CONSTRUCTION CO INC				210.00	935402	EVC19023	EVANS CONSTRUCTION - BARLOW STRM - DOOR REPAIR. INVOICE EVC-19023	MAY-2011
8,698	Other	EVANS CONSTRUCTION CO INC				70.62	923100	EVC19024	EVANS CONSTRUCTION - BOC - CUSTODIAL DUTIES, PM MEETING. INVOICE EVC-19024	MAY-2011
8,699	Other	EVANS CONSTRUCTION CO INC				70.62	923100	EVC19024	EVANS CONSTRUCTION - BOC - CUSTODIAL DUTIES, PM MEETING. INVOICE EVC-19024	MAY-2011
8,700	Other	EVANS CONSTRUCTION CO INC				275.34	935403	EVC19025	EVANS CONSTRUCTION - CAMPBELLSVILLE B.O. - MONTHLY PM'S. INVOICE EVC-19025	MAY-2011
8,701	Other	EVANS CONSTRUCTION CO INC				483.31	935402	EVC19026	EVANS CONSTRUCTION - CAMPBELLSVILLE STRM. - MONTHLY PM'S. INVOICE EVC-19026	MAY-2011
8,702	Other	EVANS CONSTRUCTION CO INC				404.52	935403	EVC19027	EVANS CONSTRUCTION - CARROLLTON B.O. - MISC MAINTENANCE REPAIRS. INVOICE EVC-19027	MAY-2011
8,703	Other	EVANS CONSTRUCTION CO INC				1,068.16	935403	EVC19029	EVANS CONSTRUCTION - DANVILLE B.O. - MISC MAINTENANCE. INVOICE EVC-19029	MAY-2011
8,704	Other	EVANS CONSTRUCTION CO INC				247.11	921003	EVC19030	EVANS CONSTRUCTION - BOC - MEETING ON PM'S EVC-19030	MAY-2011
8,705	Other	EVANS CONSTRUCTION CO INC				152.83	923100	EVC19030	EVANS CONSTRUCTION - BOC - MEETING ON PM'S EVC-19030	MAY-2011
8,706	Other	EVANS CONSTRUCTION CO INC				152.80	923100	EVC19030	EVANS CONSTRUCTION - BOC - MEETING ON PM'S EVC-19030	MAY-2011
8,707	Other	EVANS CONSTRUCTION CO INC				551.33	935402	EVC19031	EVANS CONSTRUCTION - DANVILLE STRM. - MISC MAINTENANCE. INVOICE EVC-19031	MAY-2011
8,708	Other	EVANS CONSTRUCTION CO INC				1,381.58	935403	EVC19032	EVANS CONSTRUCTION - DANVILLE SUB/METER - MISC MAINTENANCE. INVOICE EVC-19032	MAY-2011
8,709	Other	EVANS CONSTRUCTION CO INC				2,890.40	566900	EVC19033	LABOR, EQUIP AND VEH EXPENSES ASSOCIATED WITH LIGHT MAINTENANCE REQUESTED AND PERFORMED AT THE DIX DAM LOCATION (THIS IS A NOT TO EXCEED AMOUNT)	MAY-2011
8,710	Other	EVANS CONSTRUCTION CO INC				2,577.00	923100	EVC19034	EVANS CONSTRUCTION - LGE CENTER - REGULAR FACILITY MAINTENANCE. INVOICE EVC-19034	MAY-2011
8,711	Other	EVANS CONSTRUCTION CO INC				105.00	935403	EVC19035	EVANS CONSTRUCTION - EARLINGTON B.O. - PLUMBING REPAIRS. INVOICE EVC-19035	MAY-2011
8,712	Other	EVANS CONSTRUCTION CO INC				468.97	903003	EVC19037	EVANS CONSTRUCTION - EDDYVILLE B.O. - CLEANED CARPET. INVOICE EVC-19037	MAY-2011
8,713	Other	EVANS CONSTRUCTION CO INC				1,176.85	935403	EVC19038	EVANS CONSTRUCTION - E-TOWN B.O. MISC MAINTENANCE. INVOICE EVC-19038	MAY-2011
8,714	Other	EVANS CONSTRUCTION CO INC				529.28	935403	EVC19039	EVANS CONSTRUCTION - GEORGETOWN B.O. - MISC MAINTENANCE. INVOICE EVC-19039	MAY-2011

KENTUCKY UTILITIES COMPANY
Case No. 2012- 00221
Analysis of Professional Services Expenses For the Test Year

(A)	(B)	(C)	(D)	(E)	(F)	(G)	(H)	(I)		
Line No.	Type	Vendor	Rate Case	Audit	Other	Total	Account	Invoice	Description	Period
8,715	Other	EVANS CONSTRUCTION CO INC				99.33	935402	EVC19040	EVANS CONSTRUCTION - GEORGETOWN OPEN STORAGE LOT - LAWNCARE. INVOICE EVC-19040	MAY-2011
8,716	Other	EVANS CONSTRUCTION CO INC				124.09	935402	EVC19041	EVANS CONSTRUCTION - GEORGETOWN OLD STORAGE - LAWNCARE. INVOICE EVC-19041	MAY-2011
8,717	Other	EVANS CONSTRUCTION CO INC				68.25	935403	EVC19042	EVANS CONSTRUCTION - GREENVILLE B.O. - LAWNCARE. INVOICE EVC-19042	MAY-2011
8,718	Other	EVANS CONSTRUCTION CO INC				911.44	935403	EVC19043	EVANS CONSTRUCTION - GREENVILLE B.O. - OVERHEAD DOOR REPAIR. INVOICE EVC-19043	MAY-2011
8,719	Other	EVANS CONSTRUCTION CO INC				172.89	935403	EVC19044	EVANS CONSTRUCTION - HARLAN B.O. - MONTHLY P.M'S. INVOICE EVC-19044	MAY-2011
8,720	Other	EVANS CONSTRUCTION CO INC				477.70	935402	EVC19045	EVANS CONSTRUCTION - HARLAN STRM. - MONTHLY P.M'S, LAWNCARE. INVOICE EVC-19045	MAY-2011
8,721	Other	EVANS CONSTRUCTION CO INC				639.15	588100	EVC19046	EVANS CONSTRUCTION - LEXINGTON SUB/RELAY - MISC MAINTENANCE. INVOICE EVC-19046	MAY-2011
8,722	Other	EVANS CONSTRUCTION CO INC				305.99	586100	EVC19047	EVANS CONSTRUCTION - LEXINGTON METER DEPT. - MISC MAINTENANCE. INVOICE EVC-19047	MAY-2011
8,723	Other	EVANS CONSTRUCTION CO INC				146.29	921003	EVC19048	EVANS CONSTRUCTION - LEXINGTON OP. CTR. - PLUMBING. INVOICE EVC-19048	MAY-2011
8,724	Other	EVANS CONSTRUCTION CO INC				1,509.75	935403	EVC19049	EVANS CONSTRUCTION - LONDON B.O. - MISC MAINTENANCE. INVOICE EVC-19049	MAY-2011
8,725	Other	EVANS CONSTRUCTION CO INC				446.35	583001	EVC19050	EVANS CONSTRUCTION - LONDON STRM. - MONTHLY P.M'S, LAWNCARE. INVOICE EVC-19050	MAY-2011
8,726	Other	EVANS CONSTRUCTION CO INC				401.96	935403	EVC19052	EVANS CONSTRUCTION - MAYSVILLE B.O. - MISC MAINTENANCE. INVOICE EVC-19052	MAY-2011
8,727	Other	EVANS CONSTRUCTION CO INC				729.75	935403	EVC19053	EVANS CONSTRUCTION - MAYSVILLE SUBSTATION - LAWNCARE. INVOICE EVC-19053	MAY-2011
8,728	Other	EVANS CONSTRUCTION CO INC				604.44	935402	EVC19054	EVANS CONSTRUCTION - MAYSVILLE STRM. - MISC MAINTENANCE. INVOICE EVC-19054	MAY-2011
8,729	Other	EVANS CONSTRUCTION CO INC				1,790.22	935403	EVC19055	EVANS CONSTRUCTION - MIDDLESBORO B.O. - MISC MAINTENANCE. INVOICE EVC-19055	MAY-2011
8,730	Other	EVANS CONSTRUCTION CO INC				598.03	935403	EVC19056	EVANS CONSTRUCTION - MOREHEAD B.O. - MISC MAINTENANCE. INVOICE EVC-19056	MAY-2011
8,731	Other	EVANS CONSTRUCTION CO INC				475.00	935403	EVC19057	EVANS CONSTRUCTION - MORGANFIELD B.O. - LAWNCARE. INVOICE EVC-19057	MAY-2011
8,732	Other	EVANS CONSTRUCTION CO INC				48.83	935403	EVC19059	EVANS CONSTRUCTION - MT. STERLING B.O. - MONTHLY P.M'S. INVOICE EVC-19059	MAY-2011
8,733	Other	EVANS CONSTRUCTION CO INC				48.83	935402	EVC19060	EVANS CONSTRUCTION - MT. STERLING STRM. - MONTHLY P.M'S. INVOICE EVC-19060	MAY-2011
8,734	Other	EVANS CONSTRUCTION CO INC				792.75	935402	EVC19061	EVANS CONSTRUCTION - NORTON B.O. - MISC MAINTENANCE. INVOICE EVC-19061	MAY-2011
8,735	Other	EVANS CONSTRUCTION CO INC				294.84	935402	EVC19062	EVANS CONSTRUCTION - NORTON STRM. - REPAIRED FENCE. INVOICE EVC-19062	MAY-2011
8,736	Other	EVANS CONSTRUCTION CO INC				10,014.35	921003	EVC19063	EVANS CONSTRUCTION - ONE QUALITY - REGULAR MAINTENANCE DUTIES. MONTHLY P.M'S. INVOICE EVC-19063	MAY-2011
8,737	Other	EVANS CONSTRUCTION CO INC				548.10	921003	EVC19064	EVANS-ONE QUALITY- MC CUSTOM CABINETS AS PER QUOTE)	MAY-2011
8,738	Other	EVANS CONSTRUCTION CO INC				391.10	580100	EVC19065	EVANS CONSTRUCTION - PINEVILLE - MISC MAINTENANCE. INVOICE EVC-19065	MAY-2011
8,739	Other	EVANS CONSTRUCTION CO INC				391.10	580100	EVC19065	EVANS CONSTRUCTION - PINEVILLE - MISC MAINTENANCE. INVOICE EVC-19065	MAY-2011
8,740	Other	EVANS CONSTRUCTION CO INC				391.10	903930	EVC19065	EVANS CONSTRUCTION - PINEVILLE - MISC MAINTENANCE. INVOICE EVC-19065	MAY-2011
8,741	Other	EVANS CONSTRUCTION CO INC				391.10	921002	EVC19065	EVANS CONSTRUCTION - PINEVILLE - MISC MAINTENANCE. INVOICE EVC-19065	MAY-2011
8,742	Other	EVANS CONSTRUCTION CO INC				683.57	935403	EVC19066	EVANS CONSTRUCTION - PARIS B.O. - MISC MAINTENANCE. INVOICE EVC-19066	MAY-2011
8,743	Other	EVANS CONSTRUCTION CO INC				333.96	935402	EVC19067	EVANS CONSTRUCTION - PARIS STRM - MISC MAINTENANCE INVOICE EVC-19067	MAY-2011
8,744	Other	EVANS CONSTRUCTION CO INC				758.73	935403	EVC19068	EVANS CONSTRUCTION - RICHMOND B.O. - MISC MAINTENANCE. INVOICE EVC-19068	MAY-2011

KENTUCKY UTILITIES COMPANY
Case No. 2012- 00221
Analysis of Professional Services Expenses For the Test Year

(A)	(B)	(C)	(D)	(E)	(F)	(G)	(H)	(I)		
Line No.	Type	Vendor	Rate Case	Audit	Other	Total	Account	Invoice	Description	Period
8,745	Other	EVANS CONSTRUCTION CO INC				146.54	935402	EVC19069	EVANS CONSTRUCTION - RICHMOND STRM. - MONTHLY PMS. INVOICE EVC-19069	MAY-2011
8,746	Other	EVANS CONSTRUCTION CO INC				314.99	935403	EVC19070	EVANS CONSTRUCTION - SOMERSET B.O. - MONTHLY PMS. INVOICE EVC-19070	MAY-2011
8,747	Other	EVANS CONSTRUCTION CO INC				157.49	921003	EVC19071	EVANS CONSTRUCTION - SOMERSET STRM - MONTHLY PMS. INVOICE EVC-19071	MAY-2011
8,748	Other	EVANS CONSTRUCTION CO INC				28.67	935402	EVC19074	EVANS CONSTRUCTION - COEBURN SUBSTATION - PORTABLE TOILET UNIT. INVOICE EVC-19074	MAY-2011
8,749	Other	EVANS CONSTRUCTION CO INC				220.50	935403	EVC19075	EVANS CONSTRUCTION - VERSAILLES B.O. - LAWNCARE. INVOICE EVC-19075	MAY-2011
8,750	Other	EVANS CONSTRUCTION CO INC				520.60	935403	EVC19076	EVANS CONSTRUCTION - WINCHESTER B.O. - MISC MAINTENANCE. INVOICE EVC-19076	MAY-2011
8,751	Other	EVANS CONSTRUCTION CO INC				258.83	935402	EVC19077	EVANS CONSTRUCTION - WINCHESTER STRM - MISC MAINTENANCE. INVOICE EVC-19077	MAY-2011
8,752	Other	EVANS CONSTRUCTION CO INC				336.00	935403	EVC19078	EVANS CONSTRUCTION - WINCHESTER SUBSTATION - LAWNCARE. INVOICE EVC-19078	MAY-2011
8,753	Other	EVANS CONSTRUCTION CO INC				964.40	506100	EVC19082	LABOR TO INSPECT AND TREAT SEWAGE WATER	MAY-2011
8,754	Other	EVANS CONSTRUCTION CO INC				2,513.68	511100	EVC19147	PAYMENT OF INVOICE #EVC19147--GHENT FACILITY MAINTENANCE FOR THE PERIOD 4/18 THRU 4/24/11	Jun-2011
8,755	Other	EVANS CONSTRUCTION CO INC				622.44	511100	EVC19147	PAYMENT OF INVOICE #EVC19147--GHENT FACILITY MAINTENANCE FOR THE PERIOD 4/18 THRU 4/24/11	Jun-2011
8,756	Other	EVANS CONSTRUCTION CO INC				486.08	511100	EVC19147	PAYMENT OF INVOICE #EVC19147--GHENT FACILITY MAINTENANCE FOR THE PERIOD 4/18 THRU 4/24/11	Jun-2011
8,757	Other	EVANS CONSTRUCTION CO INC				478.80	512101	EVC19147	PAYMENT OF INVOICE #EVC19147--GHENT FACILITY MAINTENANCE FOR THE PERIOD 4/18 THRU 4/24/11	Jun-2011
8,758	Other	EVANS CONSTRUCTION CO INC				143.64	511100	EVC19147	PAYMENT OF INVOICE #EVC19147--GHENT FACILITY MAINTENANCE FOR THE PERIOD 4/18 THRU 4/24/11	Jun-2011
8,759	Other	EVANS CONSTRUCTION CO INC				143.64	513100	EVC19147	PAYMENT OF INVOICE #EVC19147--GHENT FACILITY MAINTENANCE FOR THE PERIOD 4/18 THRU 4/24/11	Jun-2011
8,760	Other	EVANS CONSTRUCTION CO INC				95.76	511100	EVC19147	PAYMENT OF INVOICE #EVC19147--GHENT FACILITY MAINTENANCE FOR THE PERIOD 4/18 THRU 4/24/11	Jun-2011
8,761	Other	EVANS CONSTRUCTION CO INC				47.88	511100	EVC19147	PAYMENT OF INVOICE #EVC19147--GHENT FACILITY MAINTENANCE FOR THE PERIOD 4/18 THRU 4/24/11	Jun-2011
8,762	Other	EVANS CONSTRUCTION CO INC				25.76	513100	EVC19147	PAYMENT OF INVOICE #EVC19147--GHENT FACILITY MAINTENANCE FOR THE PERIOD 4/18 THRU 4/24/11	Jun-2011
8,763	Other	EVANS CONSTRUCTION CO INC				25.76	514100	EVC19147	PAYMENT OF INVOICE #EVC19147--GHENT FACILITY MAINTENANCE FOR THE PERIOD 4/18 THRU 4/24/11	Jun-2011
8,764	Other	EVANS CONSTRUCTION CO INC				2,325.54	511100	EVC19148	PAYMENT OF INVOICE #EVC19148--GHENT FACILITY MAINTENANCE FOR THE PERIOD 4/25 THRU 5/1/11	Jun-2011
8,765	Other	EVANS CONSTRUCTION CO INC				1,108.20	511100	EVC19148	PAYMENT OF INVOICE #EVC19148--GHENT FACILITY MAINTENANCE FOR THE PERIOD 4/25 THRU 5/1/11	Jun-2011
8,766	Other	EVANS CONSTRUCTION CO INC				241.98	512005	EVC19148	PAYMENT OF INVOICE #EVC19148--GHENT FACILITY MAINTENANCE FOR THE PERIOD 4/25 THRU 5/1/11	Jun-2011
8,767	Other	EVANS CONSTRUCTION CO INC				239.40	511100	EVC19148	PAYMENT OF INVOICE #EVC19148--GHENT FACILITY MAINTENANCE FOR THE PERIOD 4/25 THRU 5/1/11	Jun-2011
8,768	Other	EVANS CONSTRUCTION CO INC				191.52	511100	EVC19148	PAYMENT OF INVOICE #EVC19148--GHENT FACILITY MAINTENANCE FOR THE PERIOD 4/25 THRU 5/1/11	Jun-2011
8,769	Other	EVANS CONSTRUCTION CO INC				143.64	511100	EVC19148	PAYMENT OF INVOICE #EVC19148--GHENT FACILITY MAINTENANCE FOR THE PERIOD 4/25 THRU 5/1/11	Jun-2011
8,770	Other	EVANS CONSTRUCTION CO INC				95.76	511100	EVC19148	PAYMENT OF INVOICE #EVC19148--GHENT FACILITY MAINTENANCE FOR THE PERIOD 4/25 THRU 5/1/11	Jun-2011
8,771	Other	EVANS CONSTRUCTION CO INC				76.97	512005	EVC19148	PAYMENT OF INVOICE #EVC19148--GHENT FACILITY MAINTENANCE FOR THE PERIOD 4/25 THRU 5/1/11	Jun-2011
8,772	Other	EVANS CONSTRUCTION CO INC				76.97	512005	EVC19148	PAYMENT OF INVOICE #EVC19148--GHENT FACILITY MAINTENANCE FOR THE PERIOD 4/25 THRU 5/1/11	Jun-2011
8,773	Other	EVANS CONSTRUCTION CO INC				47.88	511100	EVC19148	PAYMENT OF INVOICE #EVC19148--GHENT FACILITY MAINTENANCE FOR THE PERIOD 4/25 THRU 5/1/11	Jun-2011
8,774	Other	EVANS CONSTRUCTION CO INC				47.88	511100	EVC19148	PAYMENT OF INVOICE #EVC19148--GHENT FACILITY MAINTENANCE FOR THE PERIOD 4/25 THRU 5/1/11	Jun-2011

KENTUCKY UTILITIES COMPANY
Case No. 2012- 00221
Analysis of Professional Services Expenses For the Test Year

(A)	(B)	(C)	(D)	(E)	(F)	(G)	(H)	(I)		
Line No.	Type	Vendor	Rate Case	Audit	Other	Total	Account	Invoice	Description	Period
8,775	Other	EVANS CONSTRUCTION CO INC				47.88	512102	EVC19148	PAYMENT OF INVOICE #EVC19148--GHENT FACILITY MAINTENANCE FOR THE PERIOD 4/25 THRU 5/1/11	Jun-2011
8,776	Other	EVANS CONSTRUCTION CO INC				27.58	514100	EVC19148	PAYMENT OF INVOICE #EVC19148--GHENT FACILITY MAINTENANCE FOR THE PERIOD 4/25 THRU 5/1/11	Jun-2011
8,777	Other	EVANS CONSTRUCTION CO INC				23.94	514100	EVC19148	PAYMENT OF INVOICE #EVC19148--GHENT FACILITY MAINTENANCE FOR THE PERIOD 4/25 THRU 5/1/11	Jun-2011
8,778	Other	EVANS CONSTRUCTION CO INC				23.94	514100	EVC19148	PAYMENT OF INVOICE #EVC19148--GHENT FACILITY MAINTENANCE FOR THE PERIOD 4/25 THRU 5/1/11	Jun-2011
8,779	Other	EVANS CONSTRUCTION CO INC				23.94	514100	EVC19148	PAYMENT OF INVOICE #EVC19148--GHENT FACILITY MAINTENANCE FOR THE PERIOD 4/25 THRU 5/1/11	Jun-2011
8,780	Other	EVANS CONSTRUCTION CO INC				2,130.33	511100	EVC19149	PAYMENT OF INVOICE #EVC19149--GHENT FACILITY MAINTENANCE FOR THE PERIOD 5/2 THRU 5/8/11	Jun-2011
8,781	Other	EVANS CONSTRUCTION CO INC				982.46	511100	EVC19149	PAYMENT OF INVOICE #EVC19149--GHENT FACILITY MAINTENANCE FOR THE PERIOD 5/2 THRU 5/8/11	Jun-2011
8,782	Other	EVANS CONSTRUCTION CO INC				872.92	512100	EVC19149	PAYMENT OF INVOICE #EVC19149--GHENT FACILITY MAINTENANCE FOR THE PERIOD 5/2 THRU 5/8/11	Jun-2011
8,783	Other	EVANS CONSTRUCTION CO INC				345.41	512100	EVC19149	PAYMENT OF INVOICE #EVC19149--GHENT FACILITY MAINTENANCE FOR THE PERIOD 5/2 THRU 5/8/11	Jun-2011
8,784	Other	EVANS CONSTRUCTION CO INC				335.16	511100	EVC19149	PAYMENT OF INVOICE #EVC19149--GHENT FACILITY MAINTENANCE FOR THE PERIOD 5/2 THRU 5/8/11	Jun-2011
8,785	Other	EVANS CONSTRUCTION CO INC				237.52	514100	EVC19149	PAYMENT OF INVOICE #EVC19149--GHENT FACILITY MAINTENANCE FOR THE PERIOD 5/2 THRU 5/8/11	Jun-2011
8,786	Other	EVANS CONSTRUCTION CO INC				191.52	511100	EVC19149	PAYMENT OF INVOICE #EVC19149--GHENT FACILITY MAINTENANCE FOR THE PERIOD 5/2 THRU 5/8/11	Jun-2011
8,787	Other	EVANS CONSTRUCTION CO INC				143.64	511100	EVC19149	PAYMENT OF INVOICE #EVC19149--GHENT FACILITY MAINTENANCE FOR THE PERIOD 5/2 THRU 5/8/11	Jun-2011
8,788	Other	EVANS CONSTRUCTION CO INC				95.76	511100	EVC19149	PAYMENT OF INVOICE #EVC19149--GHENT FACILITY MAINTENANCE FOR THE PERIOD 5/2 THRU 5/8/11	Jun-2011
8,789	Other	EVANS CONSTRUCTION CO INC				95.76	512005	EVC19149	PAYMENT OF INVOICE #EVC19149--GHENT FACILITY MAINTENANCE FOR THE PERIOD 5/2 THRU 5/8/11	Jun-2011
8,790	Other	EVANS CONSTRUCTION CO INC				76.97	511100	EVC19149	PAYMENT OF INVOICE #EVC19149--GHENT FACILITY MAINTENANCE FOR THE PERIOD 5/2 THRU 5/8/11	Jun-2011
8,791	Other	EVANS CONSTRUCTION CO INC				76.97	512005	EVC19149	PAYMENT OF INVOICE #EVC19149--GHENT FACILITY MAINTENANCE FOR THE PERIOD 5/2 THRU 5/8/11	Jun-2011
8,792	Other	EVANS CONSTRUCTION CO INC				47.88	511100	EVC19149	PAYMENT OF INVOICE #EVC19149--GHENT FACILITY MAINTENANCE FOR THE PERIOD 5/2 THRU 5/8/11	Jun-2011
8,793	Other	EVANS CONSTRUCTION CO INC				1,904.56	512100	EVC19150	PAYMENT OF INVOICE #EVC19150--GHENT FACILITY MAINTENANCE FOR THE PERIOD 5/9 THRU 5/15/11	Jun-2011
8,794	Other	EVANS CONSTRUCTION CO INC				1,590.96	512100	EVC19150	PAYMENT OF INVOICE #EVC19150--GHENT FACILITY MAINTENANCE FOR THE PERIOD 5/9 THRU 5/15/11	Jun-2011
8,795	Other	EVANS CONSTRUCTION CO INC				1,104.05	511100	EVC19150	PAYMENT OF INVOICE #EVC19150--GHENT FACILITY MAINTENANCE FOR THE PERIOD 5/9 THRU 5/15/11	Jun-2011
8,796	Other	EVANS CONSTRUCTION CO INC				965.23	511100	EVC19150	PAYMENT OF INVOICE #EVC19150--GHENT FACILITY MAINTENANCE FOR THE PERIOD 5/9 THRU 5/15/11	Jun-2011
8,797	Other	EVANS CONSTRUCTION CO INC				374.55	511100	EVC19150	PAYMENT OF INVOICE #EVC19150--GHENT FACILITY MAINTENANCE FOR THE PERIOD 5/9 THRU 5/15/11	Jun-2011
8,798	Other	EVANS CONSTRUCTION CO INC				323.65	511100	EVC19150	PAYMENT OF INVOICE #EVC19150--GHENT FACILITY MAINTENANCE FOR THE PERIOD 5/9 THRU 5/15/11	Jun-2011
8,799	Other	EVANS CONSTRUCTION CO INC				287.28	511100	EVC19150	PAYMENT OF INVOICE #EVC19150--GHENT FACILITY MAINTENANCE FOR THE PERIOD 5/9 THRU 5/15/11	Jun-2011
8,800	Other	EVANS CONSTRUCTION CO INC				249.70	512100	EVC19150	PAYMENT OF INVOICE #EVC19150--GHENT FACILITY MAINTENANCE FOR THE PERIOD 5/9 THRU 5/15/11	Jun-2011
8,801	Other	EVANS CONSTRUCTION CO INC				239.40	511100	EVC19150	PAYMENT OF INVOICE #EVC19150--GHENT FACILITY MAINTENANCE FOR THE PERIOD 5/9 THRU 5/15/11	Jun-2011
8,802	Other	EVANS CONSTRUCTION CO INC				191.52	511100	EVC19150	PAYMENT OF INVOICE #EVC19150--GHENT FACILITY MAINTENANCE FOR THE PERIOD 5/9 THRU 5/15/11	Jun-2011
8,803	Other	EVANS CONSTRUCTION CO INC				62.43	512100	EVC19150	PAYMENT OF INVOICE #EVC19150--GHENT FACILITY MAINTENANCE FOR THE PERIOD 5/9 THRU 5/15/11	Jun-2011
8,804	Other	EVANS CONSTRUCTION CO INC				2,504.65	502003	EVC19151	GHENT OUTSIDE MAINTENANCE FOR THE PERIOD 4/18 THRU 4/24/11	Jun-2011
8,805	Other	EVANS CONSTRUCTION CO INC				2,015.01	513100	EVC19151	GHENT OUTSIDE MAINTENANCE FOR THE PERIOD 4/18 THRU 4/24/11	Jun-2011

KENTUCKY UTILITIES COMPANY
Case No. 2012- 00221
Analysis of Professional Services Expenses For the Test Year

(A)	(B)	(C)	(D)	(E)	(F)	(G)	(H)	(I)		
Line No.	Type	Vendor	Rate Case	Audit	Other	Total	Account	Invoice	Description	Period
8,806	Other	EVANS CONSTRUCTION CO INC				1,265.59	511100	EVC19151	GHENT OUTSIDE MAINTENANCE FOR THE PERIOD 4/18 THRU 4/24/11	Jun-2011
8,807	Other	EVANS CONSTRUCTION CO INC				1,126.98	511100	EVC19151	GHENT OUTSIDE MAINTENANCE FOR THE PERIOD 4/18 THRU 4/24/11	Jun-2011
8,808	Other	EVANS CONSTRUCTION CO INC				1,023.21	513100	EVC19151	GHENT OUTSIDE MAINTENANCE FOR THE PERIOD 4/18 THRU 4/24/11	Jun-2011
8,809	Other	EVANS CONSTRUCTION CO INC				939.11	512100	EVC19151	GHENT OUTSIDE MAINTENANCE FOR THE PERIOD 4/18 THRU 4/24/11	Jun-2011
8,810	Other	EVANS CONSTRUCTION CO INC				703.28	512100	EVC19151	GHENT OUTSIDE MAINTENANCE FOR THE PERIOD 4/18 THRU 4/24/11	Jun-2011
8,811	Other	EVANS CONSTRUCTION CO INC				581.21	511100	EVC19151	GHENT OUTSIDE MAINTENANCE FOR THE PERIOD 4/18 THRU 4/24/11	Jun-2011
8,812	Other	EVANS CONSTRUCTION CO INC				565.44	511100	EVC19151	GHENT OUTSIDE MAINTENANCE FOR THE PERIOD 4/18 THRU 4/24/11	Jun-2011
8,813	Other	EVANS CONSTRUCTION CO INC				559.79	511100	EVC19151	GHENT OUTSIDE MAINTENANCE FOR THE PERIOD 4/18 THRU 4/24/11	Jun-2011
8,814	Other	EVANS CONSTRUCTION CO INC				463.07	511100	EVC19151	GHENT OUTSIDE MAINTENANCE FOR THE PERIOD 4/18 THRU 4/24/11	Jun-2011
8,815	Other	EVANS CONSTRUCTION CO INC				395.48	513100	EVC19151	GHENT OUTSIDE MAINTENANCE FOR THE PERIOD 4/18 THRU 4/24/11	Jun-2011
8,816	Other	EVANS CONSTRUCTION CO INC				282.72	512100	EVC19151	GHENT OUTSIDE MAINTENANCE FOR THE PERIOD 4/18 THRU 4/24/11	Jun-2011
8,817	Other	EVANS CONSTRUCTION CO INC				277.28	512100	EVC19151	GHENT OUTSIDE MAINTENANCE FOR THE PERIOD 4/18 THRU 4/24/11	Jun-2011
8,818	Other	EVANS CONSTRUCTION CO INC				242.25	511100	EVC19151	GHENT OUTSIDE MAINTENANCE FOR THE PERIOD 4/18 THRU 4/24/11	Jun-2011
8,819	Other	EVANS CONSTRUCTION CO INC				242.25	511100	EVC19151	GHENT OUTSIDE MAINTENANCE FOR THE PERIOD 4/18 THRU 4/24/11	Jun-2011
8,820	Other	EVANS CONSTRUCTION CO INC				208.32	512100	EVC19151	GHENT OUTSIDE MAINTENANCE FOR THE PERIOD 4/18 THRU 4/24/11	Jun-2011
8,821	Other	EVANS CONSTRUCTION CO INC				163.68	513100	EVC19151	GHENT OUTSIDE MAINTENANCE FOR THE PERIOD 4/18 THRU 4/24/11	Jun-2011
8,822	Other	EVANS CONSTRUCTION CO INC				144.00	511100	EVC19151	GHENT OUTSIDE MAINTENANCE FOR THE PERIOD 4/18 THRU 4/24/11	Jun-2011
8,823	Other	EVANS CONSTRUCTION CO INC				48.00	512100	EVC19151	GHENT OUTSIDE MAINTENANCE FOR THE PERIOD 4/18 THRU 4/24/11	Jun-2011
8,824	Other	EVANS CONSTRUCTION CO INC				2,932.06	512100	EVC19152	PAYMENT OF INVOICE #EVC19152--GHENT OUTSIDE MAINTENANCE FOR THE PERIOD 4/25 THRU 5/1/11	Jun-2011
8,825	Other	EVANS CONSTRUCTION CO INC				1,886.51	502003	EVC19152	PAYMENT OF INVOICE #EVC19152--GHENT OUTSIDE MAINTENANCE FOR THE PERIOD 4/25 THRU 5/1/11	Jun-2011
8,826	Other	EVANS CONSTRUCTION CO INC				1,414.15	511100	EVC19152	PAYMENT OF INVOICE #EVC19152--GHENT OUTSIDE MAINTENANCE FOR THE PERIOD 4/25 THRU 5/1/11	Jun-2011
8,827	Other	EVANS CONSTRUCTION CO INC				898.23	511100	EVC19152	PAYMENT OF INVOICE #EVC19152--GHENT OUTSIDE MAINTENANCE FOR THE PERIOD 4/25 THRU 5/1/11	Jun-2011
8,828	Other	EVANS CONSTRUCTION CO INC				831.21	513100	EVC19152	PAYMENT OF INVOICE #EVC19152--GHENT OUTSIDE MAINTENANCE FOR THE PERIOD 4/25 THRU 5/1/11	Jun-2011
8,829	Other	EVANS CONSTRUCTION CO INC				580.32	512100	EVC19152	PAYMENT OF INVOICE #EVC19152--GHENT OUTSIDE MAINTENANCE FOR THE PERIOD 4/25 THRU 5/1/11	Jun-2011
8,830	Other	EVANS CONSTRUCTION CO INC				446.40	511100	EVC19152	PAYMENT OF INVOICE #EVC19152--GHENT OUTSIDE MAINTENANCE FOR THE PERIOD 4/25 THRU 5/1/11	Jun-2011
8,831	Other	EVANS CONSTRUCTION CO INC				446.40	513100	EVC19152	PAYMENT OF INVOICE #EVC19152--GHENT OUTSIDE MAINTENANCE FOR THE PERIOD 4/25 THRU 5/1/11	Jun-2011
8,832	Other	EVANS CONSTRUCTION CO INC				431.52	512100	EVC19152	PAYMENT OF INVOICE #EVC19152--GHENT OUTSIDE MAINTENANCE FOR THE PERIOD 4/25 THRU 5/1/11	Jun-2011
8,833	Other	EVANS CONSTRUCTION CO INC				338.25	511100	EVC19152	PAYMENT OF INVOICE #EVC19152--GHENT OUTSIDE MAINTENANCE FOR THE PERIOD 4/25 THRU 5/1/11	Jun-2011
8,834	Other	EVANS CONSTRUCTION CO INC				299.35	512100	EVC19152	PAYMENT OF INVOICE #EVC19152--GHENT OUTSIDE MAINTENANCE FOR THE PERIOD 4/25 THRU 5/1/11	Jun-2011
8,835	Other	EVANS CONSTRUCTION CO INC				294.64	513100	EVC19152	PAYMENT OF INVOICE #EVC19152--GHENT OUTSIDE MAINTENANCE FOR THE PERIOD 4/25 THRU 5/1/11	Jun-2011
8,836	Other	EVANS CONSTRUCTION CO INC				282.72	511100	EVC19152	PAYMENT OF INVOICE #EVC19152--GHENT OUTSIDE MAINTENANCE FOR THE PERIOD 4/25 THRU 5/1/11	Jun-2011
8,837	Other	EVANS CONSTRUCTION CO INC				282.72	511100	EVC19152	PAYMENT OF INVOICE #EVC19152--GHENT OUTSIDE MAINTENANCE FOR THE PERIOD 4/25 THRU 5/1/11	Jun-2011
8,838	Other	EVANS CONSTRUCTION CO INC				277.28	513100	EVC19152	PAYMENT OF INVOICE #EVC19152--GHENT OUTSIDE MAINTENANCE FOR THE PERIOD 4/25 THRU 5/1/11	Jun-2011
8,839	Other	EVANS CONSTRUCTION CO INC				252.00	511100	EVC19152	PAYMENT OF INVOICE #EVC19152--GHENT OUTSIDE MAINTENANCE FOR THE PERIOD 4/25 THRU 5/1/11	Jun-2011
8,840	Other	EVANS CONSTRUCTION CO INC				242.25	511100	EVC19152	PAYMENT OF INVOICE #EVC19152--GHENT OUTSIDE MAINTENANCE FOR THE PERIOD 4/25 THRU 5/1/11	Jun-2011
8,841	Other	EVANS CONSTRUCTION CO INC				242.25	511100	EVC19152	PAYMENT OF INVOICE #EVC19152--GHENT OUTSIDE MAINTENANCE FOR THE PERIOD 4/25 THRU 5/1/11	Jun-2011
8,842	Other	EVANS CONSTRUCTION CO INC				204.00	511100	EVC19152	PAYMENT OF INVOICE #EVC19152--GHENT OUTSIDE MAINTENANCE FOR THE PERIOD 4/25 THRU 5/1/11	Jun-2011
8,843	Other	EVANS CONSTRUCTION CO INC				110.29	512100	EVC19152	PAYMENT OF INVOICE #EVC19152--GHENT OUTSIDE MAINTENANCE FOR THE PERIOD 4/25 THRU 5/1/11	Jun-2011
8,844	Other	EVANS CONSTRUCTION CO INC				110.29	512100	EVC19152	PAYMENT OF INVOICE #EVC19152--GHENT OUTSIDE MAINTENANCE FOR THE PERIOD 4/25 THRU 5/1/11	Jun-2011

KENTUCKY UTILITIES COMPANY
Case No. 2012- 00221
Analysis of Professional Services Expenses For the Test Year

(A)	(B)	(C)	(D)	(E)	(F)	(G)	(H)	(I)		
Line No.	Type	Vendor	Rate Case	Audit	Other	Total	Account	Invoice	Description	Period
8,845	Other	EVANS CONSTRUCTION CO INC				96.00	512100	EVC19152	PAYMENT OF INVOICE #EVC19152--GHENT OUTSIDE MAINTENANCE FOR THE PERIOD 4/25 THRU 5/1/11	Jun-2011
8,846	Other	EVANS CONSTRUCTION CO INC				94.53	512100	EVC19152	PAYMENT OF INVOICE #EVC19152--GHENT OUTSIDE MAINTENANCE FOR THE PERIOD 4/25 THRU 5/1/11	Jun-2011
8,847	Other	EVANS CONSTRUCTION CO INC				48.00	513100	EVC19152	PAYMENT OF INVOICE #EVC19152--GHENT OUTSIDE MAINTENANCE FOR THE PERIOD 4/25 THRU 5/1/11	Jun-2011
8,848	Other	EVANS CONSTRUCTION CO INC				2,098.75	511100	EVC19153	GHENT OUTSIDE MAINTENANCE FOR THE PERIOD 5/2 THRU 5/8/11	Jun-2011
8,849	Other	EVANS CONSTRUCTION CO INC				1,702.36	502003	EVC19153	GHENT OUTSIDE MAINTENANCE FOR THE PERIOD 5/2 THRU 5/8/11	Jun-2011
8,850	Other	EVANS CONSTRUCTION CO INC				1,281.36	513100	EVC19153	GHENT OUTSIDE MAINTENANCE FOR THE PERIOD 5/2 THRU 5/8/11	Jun-2011
8,851	Other	EVANS CONSTRUCTION CO INC				1,148.07	512100	EVC19153	GHENT OUTSIDE MAINTENANCE FOR THE PERIOD 5/2 THRU 5/8/11	Jun-2011
8,852	Other	EVANS CONSTRUCTION CO INC				632.00	513100	EVC19153	GHENT OUTSIDE MAINTENANCE FOR THE PERIOD 5/2 THRU 5/8/11	Jun-2011
8,853	Other	EVANS CONSTRUCTION CO INC				624.91	511100	EVC19153	GHENT OUTSIDE MAINTENANCE FOR THE PERIOD 5/2 THRU 5/8/11	Jun-2011
8,854	Other	EVANS CONSTRUCTION CO INC				581.21	511100	EVC19153	GHENT OUTSIDE MAINTENANCE FOR THE PERIOD 5/2 THRU 5/8/11	Jun-2011
8,855	Other	EVANS CONSTRUCTION CO INC				565.44	511100	EVC19153	GHENT OUTSIDE MAINTENANCE FOR THE PERIOD 5/2 THRU 5/8/11	Jun-2011
8,856	Other	EVANS CONSTRUCTION CO INC				565.44	511100	EVC19153	GHENT OUTSIDE MAINTENANCE FOR THE PERIOD 5/2 THRU 5/8/11	Jun-2011
8,857	Other	EVANS CONSTRUCTION CO INC				491.04	512100	EVC19153	GHENT OUTSIDE MAINTENANCE FOR THE PERIOD 5/2 THRU 5/8/11	Jun-2011
8,858	Other	EVANS CONSTRUCTION CO INC				436.67	511100	EVC19153	GHENT OUTSIDE MAINTENANCE FOR THE PERIOD 5/2 THRU 5/8/11	Jun-2011
8,859	Other	EVANS CONSTRUCTION CO INC				312.48	511100	EVC19153	GHENT OUTSIDE MAINTENANCE FOR THE PERIOD 5/2 THRU 5/8/11	Jun-2011
8,860	Other	EVANS CONSTRUCTION CO INC				309.81	511100	EVC19153	GHENT OUTSIDE MAINTENANCE FOR THE PERIOD 5/2 THRU 5/8/11	Jun-2011
8,861	Other	EVANS CONSTRUCTION CO INC				292.52	512100	EVC19153	GHENT OUTSIDE MAINTENANCE FOR THE PERIOD 5/2 THRU 5/8/11	Jun-2011
8,862	Other	EVANS CONSTRUCTION CO INC				277.63	511100	EVC19153	GHENT OUTSIDE MAINTENANCE FOR THE PERIOD 5/2 THRU 5/8/11	Jun-2011
8,863	Other	EVANS CONSTRUCTION CO INC				260.26	511100	EVC19153	GHENT OUTSIDE MAINTENANCE FOR THE PERIOD 5/2 THRU 5/8/11	Jun-2011
8,864	Other	EVANS CONSTRUCTION CO INC				242.25	511100	EVC19153	GHENT OUTSIDE MAINTENANCE FOR THE PERIOD 5/2 THRU 5/8/11	Jun-2011
8,865	Other	EVANS CONSTRUCTION CO INC				204.00	511100	EVC19153	GHENT OUTSIDE MAINTENANCE FOR THE PERIOD 5/2 THRU 5/8/11	Jun-2011
8,866	Other	EVANS CONSTRUCTION CO INC				148.80	513100	EVC19153	GHENT OUTSIDE MAINTENANCE FOR THE PERIOD 5/2 THRU 5/8/11	Jun-2011
8,867	Other	EVANS CONSTRUCTION CO INC				133.92	512017	EVC19153	GHENT OUTSIDE MAINTENANCE FOR THE PERIOD 5/2 THRU 5/8/11	Jun-2011
8,868	Other	EVANS CONSTRUCTION CO INC				126.04	513100	EVC19153	GHENT OUTSIDE MAINTENANCE FOR THE PERIOD 5/2 THRU 5/8/11	Jun-2011
8,869	Other	EVANS CONSTRUCTION CO INC				104.16	512100	EVC19153	GHENT OUTSIDE MAINTENANCE FOR THE PERIOD 5/2 THRU 5/8/11	Jun-2011
8,870	Other	EVANS CONSTRUCTION CO INC				102.00	513100	EVC19153	GHENT OUTSIDE MAINTENANCE FOR THE PERIOD 5/2 THRU 5/8/11	Jun-2011
8,871	Other	EVANS CONSTRUCTION CO INC				96.00	511100	EVC19153	GHENT OUTSIDE MAINTENANCE FOR THE PERIOD 5/2 THRU 5/8/11	Jun-2011
8,872	Other	EVANS CONSTRUCTION CO INC				96.00	513100	EVC19153	GHENT OUTSIDE MAINTENANCE FOR THE PERIOD 5/2 THRU 5/8/11	Jun-2011
8,873	Other	EVANS CONSTRUCTION CO INC				89.28	512100	EVC19153	GHENT OUTSIDE MAINTENANCE FOR THE PERIOD 5/2 THRU 5/8/11	Jun-2011
8,874	Other	EVANS CONSTRUCTION CO INC				48.00	511100	EVC19153	GHENT OUTSIDE MAINTENANCE FOR THE PERIOD 5/2 THRU 5/8/11	Jun-2011
8,875	Other	EVANS CONSTRUCTION CO INC				48.00	512100	EVC19153	GHENT OUTSIDE MAINTENANCE FOR THE PERIOD 5/2 THRU 5/8/11	Jun-2011
8,876	Other	EVANS CONSTRUCTION CO INC				3,134.05	511100	EVC19154	PAYMENT OF INVOICE #EVC19154--GHENT OUTSIDE MAINTENANCE FOR THE PERIOD 5/9 THRU 5/15/11	Jun-2011
8,877	Other	EVANS CONSTRUCTION CO INC				2,107.49	502003	EVC19154	PAYMENT OF INVOICE #EVC19154--GHENT OUTSIDE MAINTENANCE FOR THE PERIOD 5/9 THRU 5/15/11	Jun-2011
8,878	Other	EVANS CONSTRUCTION CO INC				1,222.75	512017	EVC19154	PAYMENT OF INVOICE #EVC19154--GHENT OUTSIDE MAINTENANCE FOR THE PERIOD 5/9 THRU 5/15/11	Jun-2011
8,879	Other	EVANS CONSTRUCTION CO INC				1,206.12	512017	EVC19154	PAYMENT OF INVOICE #EVC19154--GHENT OUTSIDE MAINTENANCE FOR THE PERIOD 5/9 THRU 5/15/11	Jun-2011
8,880	Other	EVANS CONSTRUCTION CO INC				1,008.64	512100	EVC19154	PAYMENT OF INVOICE #EVC19154--GHENT OUTSIDE MAINTENANCE FOR THE PERIOD 5/9 THRU 5/15/11	Jun-2011
8,881	Other	EVANS CONSTRUCTION CO INC				908.80	511100	EVC19154	PAYMENT OF INVOICE #EVC19154--GHENT OUTSIDE MAINTENANCE FOR THE PERIOD 5/9 THRU 5/15/11	Jun-2011
8,882	Other	EVANS CONSTRUCTION CO INC				908.80	513100	EVC19154	PAYMENT OF INVOICE #EVC19154--GHENT OUTSIDE MAINTENANCE FOR THE PERIOD 5/9 THRU 5/15/11	Jun-2011
8,883	Other	EVANS CONSTRUCTION CO INC				826.80	513100	EVC19154	PAYMENT OF INVOICE #EVC19154--GHENT OUTSIDE MAINTENANCE FOR THE PERIOD 5/9 THRU 5/15/11	Jun-2011
8,884	Other	EVANS CONSTRUCTION CO INC				789.20	513100	EVC19154	PAYMENT OF INVOICE #EVC19154--GHENT OUTSIDE MAINTENANCE FOR THE PERIOD 5/9 THRU 5/15/11	Jun-2011
8,885	Other	EVANS CONSTRUCTION CO INC				609.20	511100	EVC19154	PAYMENT OF INVOICE #EVC19154--GHENT OUTSIDE MAINTENANCE FOR THE PERIOD 5/9 THRU 5/15/11	Jun-2011
8,886	Other	EVANS CONSTRUCTION CO INC				526.24	511100	EVC19154	PAYMENT OF INVOICE #EVC19154--GHENT OUTSIDE MAINTENANCE FOR THE PERIOD 5/9 THRU 5/15/11	Jun-2011
8,887	Other	EVANS CONSTRUCTION CO INC				490.16	513100	EVC19154	PAYMENT OF INVOICE #EVC19154--GHENT OUTSIDE MAINTENANCE FOR THE PERIOD 5/9 THRU 5/15/11	Jun-2011
8,888	Other	EVANS CONSTRUCTION CO INC				299.35	512100	EVC19154	PAYMENT OF INVOICE #EVC19154--GHENT OUTSIDE MAINTENANCE FOR THE PERIOD 5/9 THRU 5/15/11	Jun-2011

KENTUCKY UTILITIES COMPANY
Case No. 2012- 00221
Analysis of Professional Services Expenses For the Test Year

(A)	(B)	(C)	(D)	(E)	(F)	(G)	(H)	(I)		
Line No.	Type	Vendor	Rate Case	Audit	Other	Total	Account	Invoice	Description	Period
8,889	Other	EVANS CONSTRUCTION CO INC				288.16	511100	EVC19154	PAYMENT OF INVOICE #EVC19154--GHENT OUTSIDE MAINTENANCE FOR THE PERIOD 5/9 THRU 5/15/11	Jun-2011
8,890	Other	EVANS CONSTRUCTION CO INC				282.72	512100	EVC19154	PAYMENT OF INVOICE #EVC19154--GHENT OUTSIDE MAINTENANCE FOR THE PERIOD 5/9 THRU 5/15/11	Jun-2011
8,891	Other	EVANS CONSTRUCTION CO INC				282.72	513100	EVC19154	PAYMENT OF INVOICE #EVC19154--GHENT OUTSIDE MAINTENANCE FOR THE PERIOD 5/9 THRU 5/15/11	Jun-2011
8,892	Other	EVANS CONSTRUCTION CO INC				259.49	512017	EVC19154	PAYMENT OF INVOICE #EVC19154--GHENT OUTSIDE MAINTENANCE FOR THE PERIOD 5/9 THRU 5/15/11	Jun-2011
8,893	Other	EVANS CONSTRUCTION CO INC				238.08	512100	EVC19154	PAYMENT OF INVOICE #EVC19154--GHENT OUTSIDE MAINTENANCE FOR THE PERIOD 5/9 THRU 5/15/11	Jun-2011
8,894	Other	EVANS CONSTRUCTION CO INC				234.25	511100	EVC19154	PAYMENT OF INVOICE #EVC19154--GHENT OUTSIDE MAINTENANCE FOR THE PERIOD 5/9 THRU 5/15/11	Jun-2011
8,895	Other	EVANS CONSTRUCTION CO INC				216.23	512017	EVC19154	PAYMENT OF INVOICE #EVC19154--GHENT OUTSIDE MAINTENANCE FOR THE PERIOD 5/9 THRU 5/15/11	Jun-2011
8,896	Other	EVANS CONSTRUCTION CO INC				204.00	511100	EVC19154	PAYMENT OF INVOICE #EVC19154--GHENT OUTSIDE MAINTENANCE FOR THE PERIOD 5/9 THRU 5/15/11	Jun-2011
8,897	Other	EVANS CONSTRUCTION CO INC				204.00	513100	EVC19154	PAYMENT OF INVOICE #EVC19154--GHENT OUTSIDE MAINTENANCE FOR THE PERIOD 5/9 THRU 5/15/11	Jun-2011
8,898	Other	EVANS CONSTRUCTION CO INC				96.00	513100	EVC19154	PAYMENT OF INVOICE #EVC19154--GHENT OUTSIDE MAINTENANCE FOR THE PERIOD 5/9 THRU 5/15/11	Jun-2011
8,899	Other	EVANS CONSTRUCTION CO INC				94.53	512100	EVC19154	PAYMENT OF INVOICE #EVC19154--GHENT OUTSIDE MAINTENANCE FOR THE PERIOD 5/9 THRU 5/15/11	Jun-2011
8,900	Other	EVANS CONSTRUCTION CO INC				63.02	512100	EVC19154	PAYMENT OF INVOICE #EVC19154--GHENT OUTSIDE MAINTENANCE FOR THE PERIOD 5/9 THRU 5/15/11	Jun-2011
8,901	Other	EVANS CONSTRUCTION CO INC				48.00	512100	EVC19154	PAYMENT OF INVOICE #EVC19154--GHENT OUTSIDE MAINTENANCE FOR THE PERIOD 5/9 THRU 5/15/11	Jun-2011
8,902	Other	EVANS CONSTRUCTION CO INC				48.00	512100	EVC19154	PAYMENT OF INVOICE #EVC19154--GHENT OUTSIDE MAINTENANCE FOR THE PERIOD 5/9 THRU 5/15/11	Jun-2011
8,903	Other	EVANS CONSTRUCTION CO INC				48.00	513100	EVC19154	PAYMENT OF INVOICE #EVC19154--GHENT OUTSIDE MAINTENANCE FOR THE PERIOD 5/9 THRU 5/15/11	Jun-2011
8,904	Other	EVANS CONSTRUCTION CO INC				48.00	513100	EVC19154	PAYMENT OF INVOICE #EVC19154--GHENT OUTSIDE MAINTENANCE FOR THE PERIOD 5/9 THRU 5/15/11	Jun-2011
8,905	Other	EVANS CONSTRUCTION CO INC				48.00	513100	EVC19154	PAYMENT OF INVOICE #EVC19154--GHENT OUTSIDE MAINTENANCE FOR THE PERIOD 5/9 THRU 5/15/11	Jun-2011
8,906	Other	EVANS CONSTRUCTION CO INC				18,246.68	511100	EVC19155	PAYMENT OF INVOICE #EVC18988-GHENT JANITORIAL FOR MAY 2011	Jun-2011
8,907	Other	EVANS CONSTRUCTION CO INC				5,991.45	511100	EVC19155	PAYMENT OF INVOICE #EVC18988-GHENT JANITORIAL FOR MAY 2011	Jun-2011
8,908	Other	EVANS CONSTRUCTION CO INC				5,700.22	511100	EVC19155	PAYMENT OF INVOICE #EVC18988-GHENT JANITORIAL FOR MAY 2011	Jun-2011
8,909	Other	EVANS CONSTRUCTION CO INC				2,995.73	511100	EVC19155	PAYMENT OF INVOICE #EVC18988-GHENT JANITORIAL FOR MAY 2011	Jun-2011
8,910	Other	EVANS CONSTRUCTION CO INC				515.68	511100	EVC19156	PAYMENT OF INVOICE #EVC19156--GHENT WAREHOUSE/TOOLROOM SUPPORT FOR THE PERIOD 4/18 THRU 4/25/11	Jun-2011
8,911	Other	EVANS CONSTRUCTION CO INC				708.24	511100	EVC19158	PAYMENT OF INVOICE #EVC19158--GHENT WAREHOUSE/TOOLROOM SUPPORT FOR THE PERIOD 5/2 THRU 5/9/11	Jun-2011
8,912	Other	EVANS CONSTRUCTION CO INC				1,407.72	502003	EVC19160	PAYMENT OF INVOICE #EVC19160--GHENT OUTSIDE MAINTENANCE FOR THE PERIOD 5/16 THRU 5/22/11	Jun-2011
8,913	Other	EVANS CONSTRUCTION CO INC				1,028.96	512017	EVC19160	PAYMENT OF INVOICE #EVC19160--GHENT OUTSIDE MAINTENANCE FOR THE PERIOD 5/16 THRU 5/22/11	Jun-2011
8,914	Other	EVANS CONSTRUCTION CO INC				868.08	513100	EVC19160	PAYMENT OF INVOICE #EVC19160--GHENT OUTSIDE MAINTENANCE FOR THE PERIOD 5/16 THRU 5/22/11	Jun-2011
8,915	Other	EVANS CONSTRUCTION CO INC				777.60	511100	EVC19160	PAYMENT OF INVOICE #EVC19160--GHENT OUTSIDE MAINTENANCE FOR THE PERIOD 5/16 THRU 5/22/11	Jun-2011
8,916	Other	EVANS CONSTRUCTION CO INC				727.52	513100	EVC19160	PAYMENT OF INVOICE #EVC19160--GHENT OUTSIDE MAINTENANCE FOR THE PERIOD 5/16 THRU 5/22/11	Jun-2011
8,917	Other	EVANS CONSTRUCTION CO INC				709.71	511100	EVC19160	PAYMENT OF INVOICE #EVC19160--GHENT OUTSIDE MAINTENANCE FOR THE PERIOD 5/16 THRU 5/22/11	Jun-2011
8,918	Other	EVANS CONSTRUCTION CO INC				540.24	513100	EVC19160	PAYMENT OF INVOICE #EVC19160--GHENT OUTSIDE MAINTENANCE FOR THE PERIOD 5/16 THRU 5/22/11	Jun-2011
8,919	Other	EVANS CONSTRUCTION CO INC				526.24	511100	EVC19160	PAYMENT OF INVOICE #EVC19160--GHENT OUTSIDE MAINTENANCE FOR THE PERIOD 5/16 THRU 5/22/11	Jun-2011
8,920	Other	EVANS CONSTRUCTION CO INC				489.44	511100	EVC19160	PAYMENT OF INVOICE #EVC19160--GHENT OUTSIDE MAINTENANCE FOR THE PERIOD 5/16 THRU 5/22/11	Jun-2011

KENTUCKY UTILITIES COMPANY
Case No. 2012- 00221
Analysis of Professional Services Expenses For the Test Year

(A)	(B)	(C)	(D)	(E)	(F)	(G)	(H)	(I)		
Line No.	Type	Vendor	Rate Case	Audit	Other	Total	Account	Invoice	Description	Period
8,921	Other	EVANS CONSTRUCTION CO INC				288.16	512100	EVC19160	PAYMENT OF INVOICE #EVC19160--GHENT OUTSIDE MAINTENANCE FOR THE PERIOD 5/16 THRU 5/22/11	Jun-2011
8,922	Other	EVANS CONSTRUCTION CO INC				257.68	513100	EVC19160	PAYMENT OF INVOICE #EVC19160--GHENT OUTSIDE MAINTENANCE FOR THE PERIOD 5/16 THRU 5/22/11	Jun-2011
8,923	Other	EVANS CONSTRUCTION CO INC				252.08	513100	EVC19160	PAYMENT OF INVOICE #EVC19160--GHENT OUTSIDE MAINTENANCE FOR THE PERIOD 5/16 THRU 5/22/11	Jun-2011
8,924	Other	EVANS CONSTRUCTION CO INC				238.08	511100	EVC19160	PAYMENT OF INVOICE #EVC19160--GHENT OUTSIDE MAINTENANCE FOR THE PERIOD 5/16 THRU 5/22/11	Jun-2011
8,925	Other	EVANS CONSTRUCTION CO INC				238.08	511100	EVC19160	PAYMENT OF INVOICE #EVC19160--GHENT OUTSIDE MAINTENANCE FOR THE PERIOD 5/16 THRU 5/22/11	Jun-2011
8,926	Other	EVANS CONSTRUCTION CO INC				238.08	511100	EVC19160	PAYMENT OF INVOICE #EVC19160--GHENT OUTSIDE MAINTENANCE FOR THE PERIOD 5/16 THRU 5/22/11	Jun-2011
8,927	Other	EVANS CONSTRUCTION CO INC				238.08	512100	EVC19160	PAYMENT OF INVOICE #EVC19160--GHENT OUTSIDE MAINTENANCE FOR THE PERIOD 5/16 THRU 5/22/11	Jun-2011
8,928	Other	EVANS CONSTRUCTION CO INC				237.84	511100	EVC19160	PAYMENT OF INVOICE #EVC19160--GHENT OUTSIDE MAINTENANCE FOR THE PERIOD 5/16 THRU 5/22/11	Jun-2011
8,929	Other	EVANS CONSTRUCTION CO INC				236.72	511100	EVC19160	PAYMENT OF INVOICE #EVC19160--GHENT OUTSIDE MAINTENANCE FOR THE PERIOD 5/16 THRU 5/22/11	Jun-2011
8,930	Other	EVANS CONSTRUCTION CO INC				204.00	511100	EVC19160	PAYMENT OF INVOICE #EVC19160--GHENT OUTSIDE MAINTENANCE FOR THE PERIOD 5/16 THRU 5/22/11	Jun-2011
8,931	Other	EVANS CONSTRUCTION CO INC				204.00	511100	EVC19160	PAYMENT OF INVOICE #EVC19160--GHENT OUTSIDE MAINTENANCE FOR THE PERIOD 5/16 THRU 5/22/11	Jun-2011
8,932	Other	EVANS CONSTRUCTION CO INC				204.00	511100	EVC19160	PAYMENT OF INVOICE #EVC19160--GHENT OUTSIDE MAINTENANCE FOR THE PERIOD 5/16 THRU 5/22/11	Jun-2011
8,933	Other	EVANS CONSTRUCTION CO INC				119.04	512100	EVC19160	PAYMENT OF INVOICE #EVC19160--GHENT OUTSIDE MAINTENANCE FOR THE PERIOD 5/16 THRU 5/22/11	Jun-2011
8,934	Other	EVANS CONSTRUCTION CO INC				119.04	512100	EVC19160	PAYMENT OF INVOICE #EVC19160--GHENT OUTSIDE MAINTENANCE FOR THE PERIOD 5/16 THRU 5/22/11	Jun-2011
8,935	Other	EVANS CONSTRUCTION CO INC				119.04	513100	EVC19160	PAYMENT OF INVOICE #EVC19160--GHENT OUTSIDE MAINTENANCE FOR THE PERIOD 5/16 THRU 5/22/11	Jun-2011
8,936	Other	EVANS CONSTRUCTION CO INC				96.00	513100	EVC19160	PAYMENT OF INVOICE #EVC19160--GHENT OUTSIDE MAINTENANCE FOR THE PERIOD 5/16 THRU 5/22/11	Jun-2011
8,937	Other	EVANS CONSTRUCTION CO INC				96.00	513100	EVC19160	PAYMENT OF INVOICE #EVC19160--GHENT OUTSIDE MAINTENANCE FOR THE PERIOD 5/16 THRU 5/22/11	Jun-2011
8,938	Other	EVANS CONSTRUCTION CO INC				48.00	511100	EVC19160	PAYMENT OF INVOICE #EVC19160--GHENT OUTSIDE MAINTENANCE FOR THE PERIOD 5/16 THRU 5/22/11	Jun-2011
8,939	Other	EVANS CONSTRUCTION CO INC				48.00	511100	EVC19160	PAYMENT OF INVOICE #EVC19160--GHENT OUTSIDE MAINTENANCE FOR THE PERIOD 5/16 THRU 5/22/11	Jun-2011
8,940	Other	EVANS CONSTRUCTION CO INC				48.00	512017	EVC19160	PAYMENT OF INVOICE #EVC19160--GHENT OUTSIDE MAINTENANCE FOR THE PERIOD 5/16 THRU 5/22/11	Jun-2011
8,941	Other	EVANS CONSTRUCTION CO INC				48.00	513100	EVC19160	PAYMENT OF INVOICE #EVC19160--GHENT OUTSIDE MAINTENANCE FOR THE PERIOD 5/16 THRU 5/22/11	Jun-2011
8,942	Other	EVANS CONSTRUCTION CO INC				4,097.06	512100	EVC19161	GHENT FACILITY MAINTENANCE FOR THE PERIOD 5/16 THRU 5/22/11	Jun-2011
8,943	Other	EVANS CONSTRUCTION CO INC				627.84	511100	EVC19161	GHENT FACILITY MAINTENANCE FOR THE PERIOD 5/16 THRU 5/22/11	Jun-2011
8,944	Other	EVANS CONSTRUCTION CO INC				344.22	511100	EVC19161	GHENT FACILITY MAINTENANCE FOR THE PERIOD 5/16 THRU 5/22/11	Jun-2011
8,945	Other	EVANS CONSTRUCTION CO INC				191.52	512100	EVC19161	GHENT FACILITY MAINTENANCE FOR THE PERIOD 5/16 THRU 5/22/11	Jun-2011
8,946	Other	EVANS CONSTRUCTION CO INC				95.76	511100	EVC19161	GHENT FACILITY MAINTENANCE FOR THE PERIOD 5/16 THRU 5/22/11	Jun-2011
8,947	Other	EVANS CONSTRUCTION CO INC				76.97	512005	EVC19161	GHENT FACILITY MAINTENANCE FOR THE PERIOD 5/16 THRU 5/22/11	Jun-2011
8,948	Other	EVANS CONSTRUCTION CO INC				71.82	511100	EVC19161	GHENT FACILITY MAINTENANCE FOR THE PERIOD 5/16 THRU 5/22/11	Jun-2011
8,949	Other	EVANS CONSTRUCTION CO INC				5,073.08	512100	EVC19163	GHENT FACILITY MAINTENANCE FOR THE PERIOD 5/23 THRU 5/29/11	Jun-2011
8,950	Other	EVANS CONSTRUCTION CO INC				383.04	512100	EVC19163	GHENT FACILITY MAINTENANCE FOR THE PERIOD 5/23 THRU 5/29/11	Jun-2011
8,951	Other	EVANS CONSTRUCTION CO INC				283.92	511100	EVC19163	GHENT FACILITY MAINTENANCE FOR THE PERIOD 5/23 THRU 5/29/11	Jun-2011
8,952	Other	EVANS CONSTRUCTION CO INC				47.88	511100	EVC19163	GHENT FACILITY MAINTENANCE FOR THE PERIOD 5/23 THRU 5/29/11	Jun-2011
8,953	Other	EVANS CONSTRUCTION CO INC				27.58	513100	EVC19163	GHENT FACILITY MAINTENANCE FOR THE PERIOD 5/23 THRU 5/29/11	Jun-2011
8,954	Other	EVANS CONSTRUCTION CO INC				23.94	511100	EVC19163	GHENT FACILITY MAINTENANCE FOR THE PERIOD 5/23 THRU 5/29/11	Jun-2011
8,955	Other	EVANS CONSTRUCTION CO INC				228.96	552100	EVC19165	CT SITE MAINT 04/25 - 05/01/11	Jun-2011
8,956	Other	EVANS CONSTRUCTION CO INC				114.48	552100	EVC19165	CT SITE MAINT 04/25 - 05/01/11	Jun-2011
8,957	Other	EVANS CONSTRUCTION CO INC				100.17	554100	EVC19165	CT SITE MAINT 04/25 - 05/01/11	Jun-2011
8,958	Other	EVANS CONSTRUCTION CO INC				85.86	552100	EVC19165	CT SITE MAINT 04/25 - 05/01/11	Jun-2011
8,959	Other	EVANS CONSTRUCTION CO INC				85.86	554100	EVC19165	CT SITE MAINT 04/25 - 05/01/11	Jun-2011

KENTUCKY UTILITIES COMPANY
Case No. 2012- 00221
Analysis of Professional Services Expenses For the Test Year

(A)	(B)	(C)	(D)	(E)	(F)	(G)	(H)	(I)		
Line No.	Type	Vendor	Rate Case	Audit	Other	Total	Account	Invoice	Description	Period
8,960	Other	EVANS CONSTRUCTION CO INC				71.55	553100	EVC19165	CT SITE MAINT 04/25 - 05/01/11	Jun-2011
8,961	Other	EVANS CONSTRUCTION CO INC				71.55	553100	EVC19165	CT SITE MAINT 04/25 - 05/01/11	Jun-2011
8,962	Other	EVANS CONSTRUCTION CO INC				57.24	552100	EVC19165	CT SITE MAINT 04/25 - 05/01/11	Jun-2011
8,963	Other	EVANS CONSTRUCTION CO INC				28.62	554100	EVC19165	CT SITE MAINT 04/25 - 05/01/11	Jun-2011
8,964	Other	EVANS CONSTRUCTION CO INC				28.62	554100	EVC19165	CT SITE MAINT 04/25 - 05/01/11	Jun-2011
8,965	Other	EVANS CONSTRUCTION CO INC				14.31	553100	EVC19165	CT SITE MAINT 04/25 - 05/01/11	Jun-2011
8,966	Other	EVANS CONSTRUCTION CO INC				14.31	553100	EVC19165	CT SITE MAINT 04/25 - 05/01/11	Jun-2011
8,967	Other	EVANS CONSTRUCTION CO INC				14.31	553100	EVC19165	CT SITE MAINT 04/25 - 05/01/11	Jun-2011
8,968	Other	EVANS CONSTRUCTION CO INC				1,826.11	513100	EVC19166	MAINTENANCE 04/25 - 05/01/11	Jun-2011
8,969	Other	EVANS CONSTRUCTION CO INC				960.31	512011	EVC19166	MAINTENANCE 04/25 - 05/01/11	Jun-2011
8,970	Other	EVANS CONSTRUCTION CO INC				839.42	544100	EVC19166	MAINTENANCE 04/25 - 05/01/11	Jun-2011
8,971	Other	EVANS CONSTRUCTION CO INC				423.28	511100	EVC19166	MAINTENANCE 04/25 - 05/01/11	Jun-2011
8,972	Other	EVANS CONSTRUCTION CO INC				376.97	512017	EVC19166	MAINTENANCE 04/25 - 05/01/11	Jun-2011
8,973	Other	EVANS CONSTRUCTION CO INC				286.20	542100	EVC19166	MAINTENANCE 04/25 - 05/01/11	Jun-2011
8,974	Other	EVANS CONSTRUCTION CO INC				281.47	511100	EVC19166	MAINTENANCE 04/25 - 05/01/11	Jun-2011
8,975	Other	EVANS CONSTRUCTION CO INC				243.27	511100	EVC19166	MAINTENANCE 04/25 - 05/01/11	Jun-2011
8,976	Other	EVANS CONSTRUCTION CO INC				233.60	511100	EVC19166	MAINTENANCE 04/25 - 05/01/11	Jun-2011
8,977	Other	EVANS CONSTRUCTION CO INC				228.96	512100	EVC19166	MAINTENANCE 04/25 - 05/01/11	Jun-2011
8,978	Other	EVANS CONSTRUCTION CO INC				221.61	511100	EVC19166	MAINTENANCE 04/25 - 05/01/11	Jun-2011
8,979	Other	EVANS CONSTRUCTION CO INC				171.72	511100	EVC19166	MAINTENANCE 04/25 - 05/01/11	Jun-2011
8,980	Other	EVANS CONSTRUCTION CO INC				171.72	511100	EVC19166	MAINTENANCE 04/25 - 05/01/11	Jun-2011
8,981	Other	EVANS CONSTRUCTION CO INC				171.72	512100	EVC19166	MAINTENANCE 04/25 - 05/01/11	Jun-2011
8,982	Other	EVANS CONSTRUCTION CO INC				171.72	512100	EVC19166	MAINTENANCE 04/25 - 05/01/11	Jun-2011
8,983	Other	EVANS CONSTRUCTION CO INC				171.72	512100	EVC19166	MAINTENANCE 04/25 - 05/01/11	Jun-2011
8,984	Other	EVANS CONSTRUCTION CO INC				157.41	513100	EVC19166	MAINTENANCE 04/25 - 05/01/11	Jun-2011
8,985	Other	EVANS CONSTRUCTION CO INC				143.10	511100	EVC19166	MAINTENANCE 04/25 - 05/01/11	Jun-2011
8,986	Other	EVANS CONSTRUCTION CO INC				143.10	512100	EVC19166	MAINTENANCE 04/25 - 05/01/11	Jun-2011
8,987	Other	EVANS CONSTRUCTION CO INC				124.06	512017	EVC19166	MAINTENANCE 04/25 - 05/01/11	Jun-2011
8,988	Other	EVANS CONSTRUCTION CO INC				124.06	512017	EVC19166	MAINTENANCE 04/25 - 05/01/11	Jun-2011
8,989	Other	EVANS CONSTRUCTION CO INC				100.02	512100	EVC19166	MAINTENANCE 04/25 - 05/01/11	Jun-2011
8,990	Other	EVANS CONSTRUCTION CO INC				85.86	511100	EVC19166	MAINTENANCE 04/25 - 05/01/11	Jun-2011
8,991	Other	EVANS CONSTRUCTION CO INC				85.86	512100	EVC19166	MAINTENANCE 04/25 - 05/01/11	Jun-2011
8,992	Other	EVANS CONSTRUCTION CO INC				85.86	512100	EVC19166	MAINTENANCE 04/25 - 05/01/11	Jun-2011
8,993	Other	EVANS CONSTRUCTION CO INC				71.55	514100	EVC19166	MAINTENANCE 04/25 - 05/01/11	Jun-2011
8,994	Other	EVANS CONSTRUCTION CO INC				71.55	514100	EVC19166	MAINTENANCE 04/25 - 05/01/11	Jun-2011
8,995	Other	EVANS CONSTRUCTION CO INC				71.55	514100	EVC19166	MAINTENANCE 04/25 - 05/01/11	Jun-2011
8,996	Other	EVANS CONSTRUCTION CO INC				62.03	512017	EVC19166	MAINTENANCE 04/25 - 05/01/11	Jun-2011
8,997	Other	EVANS CONSTRUCTION CO INC				62.03	512017	EVC19166	MAINTENANCE 04/25 - 05/01/11	Jun-2011
8,998	Other	EVANS CONSTRUCTION CO INC				57.24	511100	EVC19166	MAINTENANCE 04/25 - 05/01/11	Jun-2011
8,999	Other	EVANS CONSTRUCTION CO INC				57.24	513100	EVC19166	MAINTENANCE 04/25 - 05/01/11	Jun-2011
9,000	Other	EVANS CONSTRUCTION CO INC				57.24	514100	EVC19166	MAINTENANCE 04/25 - 05/01/11	Jun-2011
9,001	Other	EVANS CONSTRUCTION CO INC				57.24	514100	EVC19166	MAINTENANCE 04/25 - 05/01/11	Jun-2011
9,002	Other	EVANS CONSTRUCTION CO INC				42.93	514100	EVC19166	MAINTENANCE 04/25 - 05/01/11	Jun-2011
9,003	Other	EVANS CONSTRUCTION CO INC				42.93	514100	EVC19166	MAINTENANCE 04/25 - 05/01/11	Jun-2011
9,004	Other	EVANS CONSTRUCTION CO INC				42.93	514100	EVC19166	MAINTENANCE 04/25 - 05/01/11	Jun-2011
9,005	Other	EVANS CONSTRUCTION CO INC				28.62	511100	EVC19166	MAINTENANCE 04/25 - 05/01/11	Jun-2011
9,006	Other	EVANS CONSTRUCTION CO INC				28.62	511100	EVC19166	MAINTENANCE 04/25 - 05/01/11	Jun-2011
9,007	Other	EVANS CONSTRUCTION CO INC				28.62	514100	EVC19166	MAINTENANCE 04/25 - 05/01/11	Jun-2011
9,008	Other	EVANS CONSTRUCTION CO INC				28.62	514100	EVC19166	MAINTENANCE 04/25 - 05/01/11	Jun-2011
9,009	Other	EVANS CONSTRUCTION CO INC				28.62	514100	EVC19166	MAINTENANCE 04/25 - 05/01/11	Jun-2011
9,010	Other	EVANS CONSTRUCTION CO INC				28.62	514100	EVC19166	MAINTENANCE 04/25 - 05/01/11	Jun-2011
9,011	Other	EVANS CONSTRUCTION CO INC				28.62	514100	EVC19166	MAINTENANCE 04/25 - 05/01/11	Jun-2011
9,012	Other	EVANS CONSTRUCTION CO INC				28.62	514100	EVC19166	MAINTENANCE 04/25 - 05/01/11	Jun-2011
9,013	Other	EVANS CONSTRUCTION CO INC				28.62	514100	EVC19166	MAINTENANCE 04/25 - 05/01/11	Jun-2011
9,014	Other	EVANS CONSTRUCTION CO INC				28.62	542100	EVC19166	MAINTENANCE 04/25 - 05/01/11	Jun-2011
9,015	Other	EVANS CONSTRUCTION CO INC				28.62	542100	EVC19166	MAINTENANCE 04/25 - 05/01/11	Jun-2011
9,016	Other	EVANS CONSTRUCTION CO INC				28.62	544100	EVC19166	MAINTENANCE 04/25 - 05/01/11	Jun-2011
9,017	Other	EVANS CONSTRUCTION CO INC				14.31	511100	EVC19166	MAINTENANCE 04/25 - 05/01/11	Jun-2011
9,018	Other	EVANS CONSTRUCTION CO INC				14.31	544100	EVC19166	MAINTENANCE 04/25 - 05/01/11	Jun-2011
9,019	Other	EVANS CONSTRUCTION CO INC				14.31	545100	EVC19166	MAINTENANCE 04/25 - 05/01/11	Jun-2011

KENTUCKY UTILITIES COMPANY
Case No. 2012- 00221
Analysis of Professional Services Expenses For the Test Year

(A)	(B)	(C)	(D)	(E)	(F)	(G)	(H)	(I)		
Line No.	Type	Vendor	Rate Case	Audit	Other	Total	Account	Invoice	Description	Period
9,020	Other	EVANS CONSTRUCTION CO INC				14.31	545100	EVC19166	MAINTENANCE 04/25 - 05/01/11	Jun-2011
9,021	Other	EVANS CONSTRUCTION CO INC				1,333.28	512017	EVC19166EW	MAINTENANCE 04/18 - 04/24/11	Jun-2011
9,022	Other	EVANS CONSTRUCTION CO INC				886.44	514100	EVC19166EW	MAINTENANCE 04/18 - 04/24/11	Jun-2011
9,023	Other	EVANS CONSTRUCTION CO INC				538.61	544100	EVC19166EW	MAINTENANCE 04/18 - 04/24/11	Jun-2011
9,024	Other	EVANS CONSTRUCTION CO INC				531.76	512017	EVC19166EW	MAINTENANCE 04/18 - 04/24/11	Jun-2011
9,025	Other	EVANS CONSTRUCTION CO INC				496.24	512017	EVC19166EW	MAINTENANCE 04/18 - 04/24/11	Jun-2011
9,026	Other	EVANS CONSTRUCTION CO INC				457.92	511100	EVC19166EW	MAINTENANCE 04/18 - 04/24/11	Jun-2011
9,027	Other	EVANS CONSTRUCTION CO INC				372.18	512017	EVC19166EW	MAINTENANCE 04/18 - 04/24/11	Jun-2011
9,028	Other	EVANS CONSTRUCTION CO INC				345.67	511100	EVC19166EW	MAINTENANCE 04/18 - 04/24/11	Jun-2011
9,029	Other	EVANS CONSTRUCTION CO INC				332.42	512005	EVC19166EW	MAINTENANCE 04/18 - 04/24/11	Jun-2011
9,030	Other	EVANS CONSTRUCTION CO INC				305.23	512100	EVC19166EW	MAINTENANCE 04/18 - 04/24/11	Jun-2011
9,031	Other	EVANS CONSTRUCTION CO INC				300.51	512100	EVC19166EW	MAINTENANCE 04/18 - 04/24/11	Jun-2011
9,032	Other	EVANS CONSTRUCTION CO INC				295.48	511100	EVC19166EW	MAINTENANCE 04/18 - 04/24/11	Jun-2011
9,033	Other	EVANS CONSTRUCTION CO INC				286.20	542100	EVC19166EW	MAINTENANCE 04/18 - 04/24/11	Jun-2011
9,034	Other	EVANS CONSTRUCTION CO INC				243.27	512100	EVC19166EW	MAINTENANCE 04/18 - 04/24/11	Jun-2011
9,035	Other	EVANS CONSTRUCTION CO INC				238.40	512005	EVC19166EW	MAINTENANCE 04/18 - 04/24/11	Jun-2011
9,036	Other	EVANS CONSTRUCTION CO INC				221.61	511100	EVC19166EW	MAINTENANCE 04/18 - 04/24/11	Jun-2011
9,037	Other	EVANS CONSTRUCTION CO INC				213.30	512017	EVC19166EW	MAINTENANCE 04/18 - 04/24/11	Jun-2011
9,038	Other	EVANS CONSTRUCTION CO INC				171.72	512100	EVC19166EW	MAINTENANCE 04/18 - 04/24/11	Jun-2011
9,039	Other	EVANS CONSTRUCTION CO INC				147.74	511100	EVC19166EW	MAINTENANCE 04/18 - 04/24/11	Jun-2011
9,040	Other	EVANS CONSTRUCTION CO INC				132.12	514100	EVC19166EW	MAINTENANCE 04/18 - 04/24/11	Jun-2011
9,041	Other	EVANS CONSTRUCTION CO INC				123.92	513100	EVC19166EW	MAINTENANCE 04/18 - 04/24/11	Jun-2011
9,042	Other	EVANS CONSTRUCTION CO INC				114.48	511100	EVC19166EW	MAINTENANCE 04/18 - 04/24/11	Jun-2011
9,043	Other	EVANS CONSTRUCTION CO INC				114.48	513100	EVC19166EW	MAINTENANCE 04/18 - 04/24/11	Jun-2011
9,044	Other	EVANS CONSTRUCTION CO INC				114.48	513100	EVC19166EW	MAINTENANCE 04/18 - 04/24/11	Jun-2011
9,045	Other	EVANS CONSTRUCTION CO INC				114.48	514100	EVC19166EW	MAINTENANCE 04/18 - 04/24/11	Jun-2011
9,046	Other	EVANS CONSTRUCTION CO INC				100.17	512100	EVC19166EW	MAINTENANCE 04/18 - 04/24/11	Jun-2011
9,047	Other	EVANS CONSTRUCTION CO INC				85.86	512100	EVC19166EW	MAINTENANCE 04/18 - 04/24/11	Jun-2011
9,048	Other	EVANS CONSTRUCTION CO INC				85.86	514100	EVC19166EW	MAINTENANCE 04/18 - 04/24/11	Jun-2011
9,049	Other	EVANS CONSTRUCTION CO INC				80.99	512100	EVC19166EW	MAINTENANCE 04/18 - 04/24/11	Jun-2011
9,050	Other	EVANS CONSTRUCTION CO INC				71.55	513100	EVC19166EW	MAINTENANCE 04/18 - 04/24/11	Jun-2011
9,051	Other	EVANS CONSTRUCTION CO INC				71.55	514100	EVC19166EW	MAINTENANCE 04/18 - 04/24/11	Jun-2011
9,052	Other	EVANS CONSTRUCTION CO INC				66.68	512100	EVC19166EW	MAINTENANCE 04/18 - 04/24/11	Jun-2011
9,053	Other	EVANS CONSTRUCTION CO INC				62.03	511100	EVC19166EW	MAINTENANCE 04/18 - 04/24/11	Jun-2011
9,054	Other	EVANS CONSTRUCTION CO INC				62.03	511100	EVC19166EW	MAINTENANCE 04/18 - 04/24/11	Jun-2011
9,055	Other	EVANS CONSTRUCTION CO INC				57.24	512100	EVC19166EW	MAINTENANCE 04/18 - 04/24/11	Jun-2011
9,056	Other	EVANS CONSTRUCTION CO INC				57.24	512100	EVC19166EW	MAINTENANCE 04/18 - 04/24/11	Jun-2011
9,057	Other	EVANS CONSTRUCTION CO INC				57.24	514100	EVC19166EW	MAINTENANCE 04/18 - 04/24/11	Jun-2011
9,058	Other	EVANS CONSTRUCTION CO INC				57.24	514100	EVC19166EW	MAINTENANCE 04/18 - 04/24/11	Jun-2011
9,059	Other	EVANS CONSTRUCTION CO INC				45.25	511100	EVC19166EW	MAINTENANCE 04/18 - 04/24/11	Jun-2011
9,060	Other	EVANS CONSTRUCTION CO INC				42.93	512005	EVC19166EW	MAINTENANCE 04/18 - 04/24/11	Jun-2011
9,061	Other	EVANS CONSTRUCTION CO INC				42.93	512100	EVC19166EW	MAINTENANCE 04/18 - 04/24/11	Jun-2011
9,062	Other	EVANS CONSTRUCTION CO INC				42.93	512100	EVC19166EW	MAINTENANCE 04/18 - 04/24/11	Jun-2011
9,063	Other	EVANS CONSTRUCTION CO INC				42.93	512100	EVC19166EW	MAINTENANCE 04/18 - 04/24/11	Jun-2011
9,064	Other	EVANS CONSTRUCTION CO INC				42.93	514100	EVC19166EW	MAINTENANCE 04/18 - 04/24/11	Jun-2011
9,065	Other	EVANS CONSTRUCTION CO INC				42.93	514100	EVC19166EW	MAINTENANCE 04/18 - 04/24/11	Jun-2011
9,066	Other	EVANS CONSTRUCTION CO INC				42.93	514100	EVC19166EW	MAINTENANCE 04/18 - 04/24/11	Jun-2011
9,067	Other	EVANS CONSTRUCTION CO INC				42.93	514100	EVC19166EW	MAINTENANCE 04/18 - 04/24/11	Jun-2011
9,068	Other	EVANS CONSTRUCTION CO INC				28.62	512100	EVC19166EW	MAINTENANCE 04/18 - 04/24/11	Jun-2011
9,069	Other	EVANS CONSTRUCTION CO INC				28.62	512100	EVC19166EW	MAINTENANCE 04/18 - 04/24/11	Jun-2011
9,070	Other	EVANS CONSTRUCTION CO INC				28.62	514100	EVC19166EW	MAINTENANCE 04/18 - 04/24/11	Jun-2011
9,071	Other	EVANS CONSTRUCTION CO INC				28.62	514100	EVC19166EW	MAINTENANCE 04/18 - 04/24/11	Jun-2011
9,072	Other	EVANS CONSTRUCTION CO INC				28.62	514100	EVC19166EW	MAINTENANCE 04/18 - 04/24/11	Jun-2011
9,073	Other	EVANS CONSTRUCTION CO INC				28.62	514100	EVC19166EW	MAINTENANCE 04/18 - 04/24/11	Jun-2011
9,074	Other	EVANS CONSTRUCTION CO INC				28.62	514100	EVC19166EW	MAINTENANCE 04/18 - 04/24/11	Jun-2011
9,075	Other	EVANS CONSTRUCTION CO INC				28.62	544100	EVC19166EW	MAINTENANCE 04/18 - 04/24/11	Jun-2011
9,076	Other	EVANS CONSTRUCTION CO INC				14.31	513100	EVC19166EW	MAINTENANCE 04/18 - 04/24/11	Jun-2011
9,077	Other	EVANS CONSTRUCTION CO INC				14.31	513100	EVC19166EW	MAINTENANCE 04/18 - 04/24/11	Jun-2011
9,078	Other	EVANS CONSTRUCTION CO INC				14.31	513100	EVC19166EW	MAINTENANCE 04/18 - 04/24/11	Jun-2011
9,079	Other	EVANS CONSTRUCTION CO INC				14.31	542100	EVC19166EW	MAINTENANCE 04/18 - 04/24/11	Jun-2011

KENTUCKY UTILITIES COMPANY
Case No. 2012- 00221
Analysis of Professional Services Expenses For the Test Year

(A)	(B)	(C)	(D)	(E)	(F)	(G)	(H)	(I)		
Line No.	Type	Vendor	Rate Case	Audit	Other	Total	Account	Invoice	Description	Period
9,080	Other	EVANS CONSTRUCTION CO INC				14.31	545100	EVC19166EW	MAINTENANCE 04/18 - 04/24/11	Jun-2011
9,081	Other	EVANS CONSTRUCTION CO INC				14.31	545100	EVC19166EW	MAINTENANCE 04/18 - 04/24/11	Jun-2011
9,082	Other	EVANS CONSTRUCTION CO INC				214.65	552100	EVC19168	CT SITE MAINT 04/18 - 04/24/11	Jun-2011
9,083	Other	EVANS CONSTRUCTION CO INC				186.03	553100	EVC19168	CT SITE MAINT 04/18 - 04/24/11	Jun-2011
9,084	Other	EVANS CONSTRUCTION CO INC				171.72	552100	EVC19168	CT SITE MAINT 04/18 - 04/24/11	Jun-2011
9,085	Other	EVANS CONSTRUCTION CO INC				128.79	553100	EVC19168	CT SITE MAINT 04/18 - 04/24/11	Jun-2011
9,086	Other	EVANS CONSTRUCTION CO INC				100.17	554100	EVC19168	CT SITE MAINT 04/18 - 04/24/11	Jun-2011
9,087	Other	EVANS CONSTRUCTION CO INC				71.55	554100	EVC19168	CT SITE MAINT 04/18 - 04/24/11	Jun-2011
9,088	Other	EVANS CONSTRUCTION CO INC				57.24	552100	EVC19168	CT SITE MAINT 04/18 - 04/24/11	Jun-2011
9,089	Other	EVANS CONSTRUCTION CO INC				57.24	553100	EVC19168	CT SITE MAINT 04/18 - 04/24/11	Jun-2011
9,090	Other	EVANS CONSTRUCTION CO INC				57.24	554100	EVC19168	CT SITE MAINT 04/18 - 04/24/11	Jun-2011
9,091	Other	EVANS CONSTRUCTION CO INC				57.24	554100	EVC19168	CT SITE MAINT 04/18 - 04/24/11	Jun-2011
9,092	Other	EVANS CONSTRUCTION CO INC				28.62	552100	EVC19168	CT SITE MAINT 04/18 - 04/24/11	Jun-2011
9,093	Other	EVANS CONSTRUCTION CO INC				14.31	552100	EVC19168	CT SITE MAINT 04/18 - 04/24/11	Jun-2011
9,094	Other	EVANS CONSTRUCTION CO INC				643.95	552100	EVC19171	CT SITE MAINT 05/02 - 05/08/11	Jun-2011
9,095	Other	EVANS CONSTRUCTION CO INC				257.58	552100	EVC19171	CT SITE MAINT 05/02 - 05/08/11	Jun-2011
9,096	Other	EVANS CONSTRUCTION CO INC				57.24	553100	EVC19171	CT SITE MAINT 05/02 - 05/08/11	Jun-2011
9,097	Other	EVANS CONSTRUCTION CO INC				14.31	552100	EVC19171	CT SITE MAINT 05/02 - 05/08/11	Jun-2011
9,098	Other	EVANS CONSTRUCTION CO INC				14.31	553100	EVC19171	CT SITE MAINT 05/02 - 05/08/11	Jun-2011
9,099	Other	EVANS CONSTRUCTION CO INC				14.31	553100	EVC19171	CT SITE MAINT 05/02 - 05/08/11	Jun-2011
9,100	Other	EVANS CONSTRUCTION CO INC				14.31	553100	EVC19171	CT SITE MAINT 05/02 - 05/08/11	Jun-2011
9,101	Other	EVANS CONSTRUCTION CO INC				14.31	553100	EVC19171	CT SITE MAINT 05/02 - 05/08/11	Jun-2011
9,102	Other	EVANS CONSTRUCTION CO INC				14.31	553100	EVC19171	CT SITE MAINT 05/02 - 05/08/11	Jun-2011
9,103	Other	EVANS CONSTRUCTION CO INC				14.31	553100	EVC19171	CT SITE MAINT 05/02 - 05/08/11	Jun-2011
9,104	Other	EVANS CONSTRUCTION CO INC				14.31	553100	EVC19171	CT SITE MAINT 05/02 - 05/08/11	Jun-2011
9,105	Other	EVANS CONSTRUCTION CO INC				14.31	553100	EVC19171	CT SITE MAINT 05/02 - 05/08/11	Jun-2011
9,106	Other	EVANS CONSTRUCTION CO INC				14.31	553100	EVC19171	CT SITE MAINT 05/02 - 05/08/11	Jun-2011
9,107	Other	EVANS CONSTRUCTION CO INC				14.31	553100	EVC19171	CT SITE MAINT 05/02 - 05/08/11	Jun-2011
9,108	Other	EVANS CONSTRUCTION CO INC				14.31	553100	EVC19171	CT SITE MAINT 05/02 - 05/08/11	Jun-2011
9,109	Other	EVANS CONSTRUCTION CO INC				14.31	553100	EVC19171	CT SITE MAINT 05/02 - 05/08/11	Jun-2011
9,110	Other	EVANS CONSTRUCTION CO INC				3,340.11	513100	EVC19172	MAINTENANCE 05/02 - 05/08/11	Jun-2011
9,111	Other	EVANS CONSTRUCTION CO INC				1,592.53	544100	EVC19172	MAINTENANCE 05/02 - 05/08/11	Jun-2011
9,112	Other	EVANS CONSTRUCTION CO INC				531.76	511100	EVC19172	MAINTENANCE 05/02 - 05/08/11	Jun-2011
9,113	Other	EVANS CONSTRUCTION CO INC				457.92	511100	EVC19172	MAINTENANCE 05/02 - 05/08/11	Jun-2011
9,114	Other	EVANS CONSTRUCTION CO INC				455.21	511100	EVC19172	MAINTENANCE 05/02 - 05/08/11	Jun-2011
9,115	Other	EVANS CONSTRUCTION CO INC				352.73	512100	EVC19172	MAINTENANCE 05/02 - 05/08/11	Jun-2011
9,116	Other	EVANS CONSTRUCTION CO INC				348.35	512017	EVC19172	MAINTENANCE 05/02 - 05/08/11	Jun-2011
9,117	Other	EVANS CONSTRUCTION CO INC				232.10	512005	EVC19172	MAINTENANCE 05/02 - 05/08/11	Jun-2011
9,118	Other	EVANS CONSTRUCTION CO INC				228.96	511100	EVC19172	MAINTENANCE 05/02 - 05/08/11	Jun-2011
9,119	Other	EVANS CONSTRUCTION CO INC				228.96	512100	EVC19172	MAINTENANCE 05/02 - 05/08/11	Jun-2011
9,120	Other	EVANS CONSTRUCTION CO INC				221.61	511100	EVC19172	MAINTENANCE 05/02 - 05/08/11	Jun-2011
9,121	Other	EVANS CONSTRUCTION CO INC				200.34	542100	EVC19172	MAINTENANCE 05/02 - 05/08/11	Jun-2011
9,122	Other	EVANS CONSTRUCTION CO INC				162.05	511100	EVC19172	MAINTENANCE 05/02 - 05/08/11	Jun-2011
9,123	Other	EVANS CONSTRUCTION CO INC				152.68	511100	EVC19172	MAINTENANCE 05/02 - 05/08/11	Jun-2011
9,124	Other	EVANS CONSTRUCTION CO INC				143.10	512100	EVC19172	MAINTENANCE 05/02 - 05/08/11	Jun-2011
9,125	Other	EVANS CONSTRUCTION CO INC				128.79	513100	EVC19172	MAINTENANCE 05/02 - 05/08/11	Jun-2011
9,126	Other	EVANS CONSTRUCTION CO INC				115.53	511100	EVC19172	MAINTENANCE 05/02 - 05/08/11	Jun-2011
9,127	Other	EVANS CONSTRUCTION CO INC				114.48	512100	EVC19172	MAINTENANCE 05/02 - 05/08/11	Jun-2011
9,128	Other	EVANS CONSTRUCTION CO INC				114.48	512100	EVC19172	MAINTENANCE 05/02 - 05/08/11	Jun-2011
9,129	Other	EVANS CONSTRUCTION CO INC				114.48	542100	EVC19172	MAINTENANCE 05/02 - 05/08/11	Jun-2011
9,130	Other	EVANS CONSTRUCTION CO INC				71.55	514100	EVC19172	MAINTENANCE 05/02 - 05/08/11	Jun-2011
9,131	Other	EVANS CONSTRUCTION CO INC				62.03	512017	EVC19172	MAINTENANCE 05/02 - 05/08/11	Jun-2011
9,132	Other	EVANS CONSTRUCTION CO INC				62.03	512017	EVC19172	MAINTENANCE 05/02 - 05/08/11	Jun-2011
9,133	Other	EVANS CONSTRUCTION CO INC				57.24	512100	EVC19172	MAINTENANCE 05/02 - 05/08/11	Jun-2011
9,134	Other	EVANS CONSTRUCTION CO INC				57.24	512100	EVC19172	MAINTENANCE 05/02 - 05/08/11	Jun-2011
9,135	Other	EVANS CONSTRUCTION CO INC				57.24	512100	EVC19172	MAINTENANCE 05/02 - 05/08/11	Jun-2011
9,136	Other	EVANS CONSTRUCTION CO INC				57.24	514100	EVC19172	MAINTENANCE 05/02 - 05/08/11	Jun-2011
9,137	Other	EVANS CONSTRUCTION CO INC				57.24	514100	EVC19172	MAINTENANCE 05/02 - 05/08/11	Jun-2011
9,138	Other	EVANS CONSTRUCTION CO INC				57.24	514100	EVC19172	MAINTENANCE 05/02 - 05/08/11	Jun-2011
9,139	Other	EVANS CONSTRUCTION CO INC				57.24	542100	EVC19172	MAINTENANCE 05/02 - 05/08/11	Jun-2011

KENTUCKY UTILITIES COMPANY
Case No. 2012- 00221
Analysis of Professional Services Expenses For the Test Year

(A)	(B)	(C)	(D)	(E)	(F)	(G)	(H)	(I)		
Line No.	Type	Vendor	Rate Case	Audit	Other	Total	Account	Invoice	Description	Period
9,140	Other	EVANS CONSTRUCTION CO INC				42.93	512100	EVC19172	MAINTENANCE 05/02 - 05/08/11	Jun-2011
9,141	Other	EVANS CONSTRUCTION CO INC				42.93	512100	EVC19172	MAINTENANCE 05/02 - 05/08/11	Jun-2011
9,142	Other	EVANS CONSTRUCTION CO INC				42.93	514100	EVC19172	MAINTENANCE 05/02 - 05/08/11	Jun-2011
9,143	Other	EVANS CONSTRUCTION CO INC				28.62	513100	EVC19172	MAINTENANCE 05/02 - 05/08/11	Jun-2011
9,144	Other	EVANS CONSTRUCTION CO INC				28.62	514100	EVC19172	MAINTENANCE 05/02 - 05/08/11	Jun-2011
9,145	Other	EVANS CONSTRUCTION CO INC				28.62	514100	EVC19172	MAINTENANCE 05/02 - 05/08/11	Jun-2011
9,146	Other	EVANS CONSTRUCTION CO INC				28.62	514100	EVC19172	MAINTENANCE 05/02 - 05/08/11	Jun-2011
9,147	Other	EVANS CONSTRUCTION CO INC				28.62	542100	EVC19172	MAINTENANCE 05/02 - 05/08/11	Jun-2011
9,148	Other	EVANS CONSTRUCTION CO INC				28.62	542100	EVC19172	MAINTENANCE 05/02 - 05/08/11	Jun-2011
9,149	Other	EVANS CONSTRUCTION CO INC				28.62	544100	EVC19172	MAINTENANCE 05/02 - 05/08/11	Jun-2011
9,150	Other	EVANS CONSTRUCTION CO INC				28.62	544100	EVC19172	MAINTENANCE 05/02 - 05/08/11	Jun-2011
9,151	Other	EVANS CONSTRUCTION CO INC				28.62	545100	EVC19172	MAINTENANCE 05/02 - 05/08/11	Jun-2011
9,152	Other	EVANS CONSTRUCTION CO INC				28.62	545100	EVC19172	MAINTENANCE 05/02 - 05/08/11	Jun-2011
9,153	Other	EVANS CONSTRUCTION CO INC				28.62	545100	EVC19172	MAINTENANCE 05/02 - 05/08/11	Jun-2011
9,154	Other	EVANS CONSTRUCTION CO INC				14.31	514100	EVC19172	MAINTENANCE 05/02 - 05/08/11	Jun-2011
9,155	Other	EVANS CONSTRUCTION CO INC				14.31	514100	EVC19172	MAINTENANCE 05/02 - 05/08/11	Jun-2011
9,156	Other	EVANS CONSTRUCTION CO INC				14.31	542100	EVC19172	MAINTENANCE 05/02 - 05/08/11	Jun-2011
9,157	Other	EVANS CONSTRUCTION CO INC				14.31	545100	EVC19172	MAINTENANCE 05/02 - 05/08/11	Jun-2011
9,158	Other	EVANS CONSTRUCTION CO INC				14.31	545100	EVC19172	MAINTENANCE 05/02 - 05/08/11	Jun-2011
9,159	Other	EVANS CONSTRUCTION CO INC				915.84	553100	EVC19174	CT SITE MAINT 05/09 - 05/15/11	Jun-2011
9,160	Other	EVANS CONSTRUCTION CO INC				171.72	554100	EVC19174	CT SITE MAINT 05/09 - 05/15/11	Jun-2011
9,161	Other	EVANS CONSTRUCTION CO INC				57.24	552100	EVC19174	CT SITE MAINT 05/09 - 05/15/11	Jun-2011
9,162	Other	EVANS CONSTRUCTION CO INC				1,409.91	512017	EVC19175	MAINT 05/09 - 05/15/11	Jun-2011
9,163	Other	EVANS CONSTRUCTION CO INC				1,044.63	512100	EVC19175	MAINT 05/09 - 05/15/11	Jun-2011
9,164	Other	EVANS CONSTRUCTION CO INC				652.84	511100	EVC19175	MAINT 05/09 - 05/15/11	Jun-2011
9,165	Other	EVANS CONSTRUCTION CO INC				601.02	511100	EVC19175	MAINT 05/09 - 05/15/11	Jun-2011
9,166	Other	EVANS CONSTRUCTION CO INC				590.96	511100	EVC19175	MAINT 05/09 - 05/15/11	Jun-2011
9,167	Other	EVANS CONSTRUCTION CO INC				477.20	512017	EVC19175	MAINT 05/09 - 05/15/11	Jun-2011
9,168	Other	EVANS CONSTRUCTION CO INC				474.16	511100	EVC19175	MAINT 05/09 - 05/15/11	Jun-2011
9,169	Other	EVANS CONSTRUCTION CO INC				221.61	512005	EVC19175	MAINT 05/09 - 05/15/11	Jun-2011
9,170	Other	EVANS CONSTRUCTION CO INC				214.65	512100	EVC19175	MAINT 05/09 - 05/15/11	Jun-2011
9,171	Other	EVANS CONSTRUCTION CO INC				209.92	513100	EVC19175	MAINT 05/09 - 05/15/11	Jun-2011
9,172	Other	EVANS CONSTRUCTION CO INC				147.74	512005	EVC19175	MAINT 05/09 - 05/15/11	Jun-2011
9,173	Other	EVANS CONSTRUCTION CO INC				143.10	513100	EVC19175	MAINT 05/09 - 05/15/11	Jun-2011
9,174	Other	EVANS CONSTRUCTION CO INC				131.11	511100	EVC19175	MAINT 05/09 - 05/15/11	Jun-2011
9,175	Other	EVANS CONSTRUCTION CO INC				124.06	512017	EVC19175	MAINT 05/09 - 05/15/11	Jun-2011
9,176	Other	EVANS CONSTRUCTION CO INC				119.27	511100	EVC19175	MAINT 05/09 - 05/15/11	Jun-2011
9,177	Other	EVANS CONSTRUCTION CO INC				85.86	511100	EVC19175	MAINT 05/09 - 05/15/11	Jun-2011
9,178	Other	EVANS CONSTRUCTION CO INC				85.86	512100	EVC19175	MAINT 05/09 - 05/15/11	Jun-2011
9,179	Other	EVANS CONSTRUCTION CO INC				85.86	514100	EVC19175	MAINT 05/09 - 05/15/11	Jun-2011
9,180	Other	EVANS CONSTRUCTION CO INC				85.86	542100	EVC19175	MAINT 05/09 - 05/15/11	Jun-2011
9,181	Other	EVANS CONSTRUCTION CO INC				71.55	512017	EVC19175	MAINT 05/09 - 05/15/11	Jun-2011
9,182	Other	EVANS CONSTRUCTION CO INC				62.03	512017	EVC19175	MAINT 05/09 - 05/15/11	Jun-2011
9,183	Other	EVANS CONSTRUCTION CO INC				62.03	512017	EVC19175	MAINT 05/09 - 05/15/11	Jun-2011
9,184	Other	EVANS CONSTRUCTION CO INC				57.24	511100	EVC19175	MAINT 05/09 - 05/15/11	Jun-2011
9,185	Other	EVANS CONSTRUCTION CO INC				57.24	512100	EVC19175	MAINT 05/09 - 05/15/11	Jun-2011
9,186	Other	EVANS CONSTRUCTION CO INC				57.24	512100	EVC19175	MAINT 05/09 - 05/15/11	Jun-2011
9,187	Other	EVANS CONSTRUCTION CO INC				57.24	512100	EVC19175	MAINT 05/09 - 05/15/11	Jun-2011
9,188	Other	EVANS CONSTRUCTION CO INC				57.24	512100	EVC19175	MAINT 05/09 - 05/15/11	Jun-2011
9,189	Other	EVANS CONSTRUCTION CO INC				57.24	512100	EVC19175	MAINT 05/09 - 05/15/11	Jun-2011
9,190	Other	EVANS CONSTRUCTION CO INC				57.24	512100	EVC19175	MAINT 05/09 - 05/15/11	Jun-2011
9,191	Other	EVANS CONSTRUCTION CO INC				57.24	512100	EVC19175	MAINT 05/09 - 05/15/11	Jun-2011
9,192	Other	EVANS CONSTRUCTION CO INC				57.24	512100	EVC19175	MAINT 05/09 - 05/15/11	Jun-2011
9,193	Other	EVANS CONSTRUCTION CO INC				57.24	512100	EVC19175	MAINT 05/09 - 05/15/11	Jun-2011
9,194	Other	EVANS CONSTRUCTION CO INC				57.24	514100	EVC19175	MAINT 05/09 - 05/15/11	Jun-2011
9,195	Other	EVANS CONSTRUCTION CO INC				57.24	542100	EVC19175	MAINT 05/09 - 05/15/11	Jun-2011
9,196	Other	EVANS CONSTRUCTION CO INC				45.25	512005	EVC19175	MAINT 05/09 - 05/15/11	Jun-2011
9,197	Other	EVANS CONSTRUCTION CO INC				42.93	514100	EVC19175	MAINT 05/09 - 05/15/11	Jun-2011
9,198	Other	EVANS CONSTRUCTION CO INC				42.93	514100	EVC19175	MAINT 05/09 - 05/15/11	Jun-2011
9,199	Other	EVANS CONSTRUCTION CO INC				42.93	514100	EVC19175	MAINT 05/09 - 05/15/11	Jun-2011

KENTUCKY UTILITIES COMPANY
Case No. 2012- 00221
Analysis of Professional Services Expenses For the Test Year

(A)	(B)	(C)	(D)	(E)	(F)	(G)	(H)	(I)		
Line No.	Type	Vendor	Rate Case	Audit	Other	Total	Account	Invoice	Description	Period
9,200	Other	EVANS CONSTRUCTION CO INC				42.93	514100	EVC19175	MAINT 05/09 - 05/15/11	Jun-2011
9,201	Other	EVANS CONSTRUCTION CO INC				31.02	511100	EVC19175	MAINT 05/09 - 05/15/11	Jun-2011
9,202	Other	EVANS CONSTRUCTION CO INC				31.02	511100	EVC19175	MAINT 05/09 - 05/15/11	Jun-2011
9,203	Other	EVANS CONSTRUCTION CO INC				28.62	511100	EVC19175	MAINT 05/09 - 05/15/11	Jun-2011
9,204	Other	EVANS CONSTRUCTION CO INC				28.62	513100	EVC19175	MAINT 05/09 - 05/15/11	Jun-2011
9,205	Other	EVANS CONSTRUCTION CO INC				28.62	513100	EVC19175	MAINT 05/09 - 05/15/11	Jun-2011
9,206	Other	EVANS CONSTRUCTION CO INC				28.62	514100	EVC19175	MAINT 05/09 - 05/15/11	Jun-2011
9,207	Other	EVANS CONSTRUCTION CO INC				28.62	514100	EVC19175	MAINT 05/09 - 05/15/11	Jun-2011
9,208	Other	EVANS CONSTRUCTION CO INC				28.62	514100	EVC19175	MAINT 05/09 - 05/15/11	Jun-2011
9,209	Other	EVANS CONSTRUCTION CO INC				28.62	514100	EVC19175	MAINT 05/09 - 05/15/11	Jun-2011
9,210	Other	EVANS CONSTRUCTION CO INC				28.62	544100	EVC19175	MAINT 05/09 - 05/15/11	Jun-2011
9,211	Other	EVANS CONSTRUCTION CO INC				28.62	544100	EVC19175	MAINT 05/09 - 05/15/11	Jun-2011
9,212	Other	EVANS CONSTRUCTION CO INC				14.31	511100	EVC19175	MAINT 05/09 - 05/15/11	Jun-2011
9,213	Other	EVANS CONSTRUCTION CO INC				14.31	513100	EVC19175	MAINT 05/09 - 05/15/11	Jun-2011
9,214	Other	EVANS CONSTRUCTION CO INC				14.31	513100	EVC19175	MAINT 05/09 - 05/15/11	Jun-2011
9,215	Other	EVANS CONSTRUCTION CO INC				14.31	513100	EVC19175	MAINT 05/09 - 05/15/11	Jun-2011
9,216	Other	EVANS CONSTRUCTION CO INC				543.78	553100	EVC19177	CT SITE MAINT 05/16 - 05/22/11	Jun-2011
9,217	Other	EVANS CONSTRUCTION CO INC				228.96	553100	EVC19177	CT SITE MAINT 05/16 - 05/22/11	Jun-2011
9,218	Other	EVANS CONSTRUCTION CO INC				171.72	552100	EVC19177	CT SITE MAINT 05/16 - 05/22/11	Jun-2011
9,219	Other	EVANS CONSTRUCTION CO INC				114.48	552100	EVC19177	CT SITE MAINT 05/16 - 05/22/11	Jun-2011
9,220	Other	EVANS CONSTRUCTION CO INC				85.86	553100	EVC19177	CT SITE MAINT 05/16 - 05/22/11	Jun-2011
9,221	Other	EVANS CONSTRUCTION CO INC				2,118.85	513100	EVC19178	MAINTENANCE 05/16 - 05/22/11	Jun-2011
9,222	Other	EVANS CONSTRUCTION CO INC				1,326.70	512017	EVC19178	MAINTENANCE 05/16 - 05/22/11	Jun-2011
9,223	Other	EVANS CONSTRUCTION CO INC				815.67	512100	EVC19178	MAINTENANCE 05/16 - 05/22/11	Jun-2011
9,224	Other	EVANS CONSTRUCTION CO INC				744.12	512100	EVC19178	MAINTENANCE 05/16 - 05/22/11	Jun-2011
9,225	Other	EVANS CONSTRUCTION CO INC				400.68	511100	EVC19178	MAINTENANCE 05/16 - 05/22/11	Jun-2011
9,226	Other	EVANS CONSTRUCTION CO INC				369.35	512017	EVC19178	MAINTENANCE 05/16 - 05/22/11	Jun-2011
9,227	Other	EVANS CONSTRUCTION CO INC				311.20	512017	EVC19178	MAINTENANCE 05/16 - 05/22/11	Jun-2011
9,228	Other	EVANS CONSTRUCTION CO INC				309.79	512017	EVC19178	MAINTENANCE 05/16 - 05/22/11	Jun-2011
9,229	Other	EVANS CONSTRUCTION CO INC				295.48	512005	EVC19178	MAINTENANCE 05/16 - 05/22/11	Jun-2011
9,230	Other	EVANS CONSTRUCTION CO INC				286.20	512100	EVC19178	MAINTENANCE 05/16 - 05/22/11	Jun-2011
9,231	Other	EVANS CONSTRUCTION CO INC				278.85	511100	EVC19178	MAINTENANCE 05/16 - 05/22/11	Jun-2011
9,232	Other	EVANS CONSTRUCTION CO INC				243.27	511100	EVC19178	MAINTENANCE 05/16 - 05/22/11	Jun-2011
9,233	Other	EVANS CONSTRUCTION CO INC				221.61	511100	EVC19178	MAINTENANCE 05/16 - 05/22/11	Jun-2011
9,234	Other	EVANS CONSTRUCTION CO INC				188.35	511100	EVC19178	MAINTENANCE 05/16 - 05/22/11	Jun-2011
9,235	Other	EVANS CONSTRUCTION CO INC				147.89	511100	EVC19178	MAINTENANCE 05/16 - 05/22/11	Jun-2011
9,236	Other	EVANS CONSTRUCTION CO INC				143.10	512100	EVC19178	MAINTENANCE 05/16 - 05/22/11	Jun-2011
9,237	Other	EVANS CONSTRUCTION CO INC				128.79	512100	EVC19178	MAINTENANCE 05/16 - 05/22/11	Jun-2011
9,238	Other	EVANS CONSTRUCTION CO INC				128.79	513100	EVC19178	MAINTENANCE 05/16 - 05/22/11	Jun-2011
9,239	Other	EVANS CONSTRUCTION CO INC				114.48	511100	EVC19178	MAINTENANCE 05/16 - 05/22/11	Jun-2011
9,240	Other	EVANS CONSTRUCTION CO INC				85.86	512100	EVC19178	MAINTENANCE 05/16 - 05/22/11	Jun-2011
9,241	Other	EVANS CONSTRUCTION CO INC				73.87	511100	EVC19178	MAINTENANCE 05/16 - 05/22/11	Jun-2011
9,242	Other	EVANS CONSTRUCTION CO INC				62.03	512017	EVC19178	MAINTENANCE 05/16 - 05/22/11	Jun-2011
9,243	Other	EVANS CONSTRUCTION CO INC				62.03	512017	EVC19178	MAINTENANCE 05/16 - 05/22/11	Jun-2011
9,244	Other	EVANS CONSTRUCTION CO INC				57.24	511100	EVC19178	MAINTENANCE 05/16 - 05/22/11	Jun-2011
9,245	Other	EVANS CONSTRUCTION CO INC				57.24	512005	EVC19178	MAINTENANCE 05/16 - 05/22/11	Jun-2011
9,246	Other	EVANS CONSTRUCTION CO INC				57.24	512100	EVC19178	MAINTENANCE 05/16 - 05/22/11	Jun-2011
9,247	Other	EVANS CONSTRUCTION CO INC				57.24	514100	EVC19178	MAINTENANCE 05/16 - 05/22/11	Jun-2011
9,248	Other	EVANS CONSTRUCTION CO INC				57.24	514100	EVC19178	MAINTENANCE 05/16 - 05/22/11	Jun-2011
9,249	Other	EVANS CONSTRUCTION CO INC				57.24	514100	EVC19178	MAINTENANCE 05/16 - 05/22/11	Jun-2011
9,250	Other	EVANS CONSTRUCTION CO INC				57.24	542100	EVC19178	MAINTENANCE 05/16 - 05/22/11	Jun-2011
9,251	Other	EVANS CONSTRUCTION CO INC				57.24	542100	EVC19178	MAINTENANCE 05/16 - 05/22/11	Jun-2011
9,252	Other	EVANS CONSTRUCTION CO INC				57.24	542100	EVC19178	MAINTENANCE 05/16 - 05/22/11	Jun-2011
9,253	Other	EVANS CONSTRUCTION CO INC				57.24	542100	EVC19178	MAINTENANCE 05/16 - 05/22/11	Jun-2011
9,254	Other	EVANS CONSTRUCTION CO INC				42.93	511100	EVC19178	MAINTENANCE 05/16 - 05/22/11	Jun-2011
9,255	Other	EVANS CONSTRUCTION CO INC				42.93	512005	EVC19178	MAINTENANCE 05/16 - 05/22/11	Jun-2011
9,256	Other	EVANS CONSTRUCTION CO INC				42.93	512100	EVC19178	MAINTENANCE 05/16 - 05/22/11	Jun-2011
9,257	Other	EVANS CONSTRUCTION CO INC				42.93	514100	EVC19178	MAINTENANCE 05/16 - 05/22/11	Jun-2011
9,258	Other	EVANS CONSTRUCTION CO INC				42.93	514100	EVC19178	MAINTENANCE 05/16 - 05/22/11	Jun-2011
9,259	Other	EVANS CONSTRUCTION CO INC				42.93	514100	EVC19178	MAINTENANCE 05/16 - 05/22/11	Jun-2011

KENTUCKY UTILITIES COMPANY
Case No. 2012- 00221
Analysis of Professional Services Expenses For the Test Year

(A)	(B)	(C)	(D)	(E)	(F)	(G)	(H)	(I)		
Line No.	Type	Vendor	Rate Case	Audit	Other	Total	Account	Invoice	Description	Period
9,260	Other	EVANS CONSTRUCTION CO INC				42.93	514100	EVC19178	MAINTENANCE 05/16 - 05/22/11	Jun-2011
9,261	Other	EVANS CONSTRUCTION CO INC				28.62	512005	EVC19178	MAINTENANCE 05/16 - 05/22/11	Jun-2011
9,262	Other	EVANS CONSTRUCTION CO INC				28.62	512100	EVC19178	MAINTENANCE 05/16 - 05/22/11	Jun-2011
9,263	Other	EVANS CONSTRUCTION CO INC				28.62	513100	EVC19178	MAINTENANCE 05/16 - 05/22/11	Jun-2011
9,264	Other	EVANS CONSTRUCTION CO INC				28.62	514100	EVC19178	MAINTENANCE 05/16 - 05/22/11	Jun-2011
9,265	Other	EVANS CONSTRUCTION CO INC				28.62	514100	EVC19178	MAINTENANCE 05/16 - 05/22/11	Jun-2011
9,266	Other	EVANS CONSTRUCTION CO INC				28.62	514100	EVC19178	MAINTENANCE 05/16 - 05/22/11	Jun-2011
9,267	Other	EVANS CONSTRUCTION CO INC				28.62	514100	EVC19178	MAINTENANCE 05/16 - 05/22/11	Jun-2011
9,268	Other	EVANS CONSTRUCTION CO INC				28.62	514100	EVC19178	MAINTENANCE 05/16 - 05/22/11	Jun-2011
9,269	Other	EVANS CONSTRUCTION CO INC				28.62	514100	EVC19178	MAINTENANCE 05/16 - 05/22/11	Jun-2011
9,270	Other	EVANS CONSTRUCTION CO INC				28.62	514100	EVC19178	MAINTENANCE 05/16 - 05/22/11	Jun-2011
9,271	Other	EVANS CONSTRUCTION CO INC				28.62	514100	EVC19178	MAINTENANCE 05/16 - 05/22/11	Jun-2011
9,272	Other	EVANS CONSTRUCTION CO INC				28.62	514100	EVC19178	MAINTENANCE 05/16 - 05/22/11	Jun-2011
9,273	Other	EVANS CONSTRUCTION CO INC				28.62	544100	EVC19178	MAINTENANCE 05/16 - 05/22/11	Jun-2011
9,274	Other	EVANS CONSTRUCTION CO INC				28.62	544100	EVC19178	MAINTENANCE 05/16 - 05/22/11	Jun-2011
9,275	Other	EVANS CONSTRUCTION CO INC				14.31	512005	EVC19178	MAINTENANCE 05/16 - 05/22/11	Jun-2011
9,276	Other	EVANS CONSTRUCTION CO INC				14.31	513100	EVC19178	MAINTENANCE 05/16 - 05/22/11	Jun-2011
9,277	Other	EVANS CONSTRUCTION CO INC				14.31	513100	EVC19178	MAINTENANCE 05/16 - 05/22/11	Jun-2011
9,278	Other	EVANS CONSTRUCTION CO INC				14.31	513100	EVC19178	MAINTENANCE 05/16 - 05/22/11	Jun-2011
9,279	Other	EVANS CONSTRUCTION CO INC				14.31	514100	EVC19178	MAINTENANCE 05/16 - 05/22/11	Jun-2011
9,280	Other	EVANS CONSTRUCTION CO INC				14.31	545100	EVC19178	MAINTENANCE 05/16 - 05/22/11	Jun-2011
9,281	Other	EVANS CONSTRUCTION CO INC				14.31	545100	EVC19178	MAINTENANCE 05/16 - 05/22/11	Jun-2011
9,282	Other	EVANS CONSTRUCTION CO INC				1,337.61	553100	EVC19180	CT SITE MAINT 05/23-05/30/11	Jun-2011
9,283	Other	EVANS CONSTRUCTION CO INC				57.24	552100	EVC19180	CT SITE MAINT 05/23-05/30/11	Jun-2011
9,284	Other	EVANS CONSTRUCTION CO INC				3,912.06	513100	EVC19181	MAINT 05/23 - 05/30/11	Jun-2011
9,285	Other	EVANS CONSTRUCTION CO INC				572.40	512100	EVC19181	MAINT 05/23 - 05/30/11	Jun-2011
9,286	Other	EVANS CONSTRUCTION CO INC				429.30	512100	EVC19181	MAINT 05/23 - 05/30/11	Jun-2011
9,287	Other	EVANS CONSTRUCTION CO INC				386.55	512017	EVC19181	MAINT 05/23 - 05/30/11	Jun-2011
9,288	Other	EVANS CONSTRUCTION CO INC				310.15	512017	EVC19181	MAINT 05/23 - 05/30/11	Jun-2011
9,289	Other	EVANS CONSTRUCTION CO INC				295.48	511100	EVC19181	MAINT 05/23 - 05/30/11	Jun-2011
9,290	Other	EVANS CONSTRUCTION CO INC				286.20	511100	EVC19181	MAINT 05/23 - 05/30/11	Jun-2011
9,291	Other	EVANS CONSTRUCTION CO INC				243.27	512100	EVC19181	MAINT 05/23 - 05/30/11	Jun-2011
9,292	Other	EVANS CONSTRUCTION CO INC				228.96	542100	EVC19181	MAINT 05/23 - 05/30/11	Jun-2011
9,293	Other	EVANS CONSTRUCTION CO INC				186.09	511100	EVC19181	MAINT 05/23 - 05/30/11	Jun-2011
9,294	Other	EVANS CONSTRUCTION CO INC				171.72	511100	EVC19181	MAINT 05/23 - 05/30/11	Jun-2011
9,295	Other	EVANS CONSTRUCTION CO INC				171.72	511100	EVC19181	MAINT 05/23 - 05/30/11	Jun-2011
9,296	Other	EVANS CONSTRUCTION CO INC				171.72	544100	EVC19181	MAINT 05/23 - 05/30/11	Jun-2011
9,297	Other	EVANS CONSTRUCTION CO INC				143.10	512100	EVC19181	MAINT 05/23 - 05/30/11	Jun-2011
9,298	Other	EVANS CONSTRUCTION CO INC				143.10	544100	EVC19181	MAINT 05/23 - 05/30/11	Jun-2011
9,299	Other	EVANS CONSTRUCTION CO INC				140.69	511100	EVC19181	MAINT 05/23 - 05/30/11	Jun-2011
9,300	Other	EVANS CONSTRUCTION CO INC				128.79	513100	EVC19181	MAINT 05/23 - 05/30/11	Jun-2011
9,301	Other	EVANS CONSTRUCTION CO INC				100.17	514100	EVC19181	MAINT 05/23 - 05/30/11	Jun-2011
9,302	Other	EVANS CONSTRUCTION CO INC				85.86	511100	EVC19181	MAINT 05/23 - 05/30/11	Jun-2011
9,303	Other	EVANS CONSTRUCTION CO INC				85.86	542100	EVC19181	MAINT 05/23 - 05/30/11	Jun-2011
9,304	Other	EVANS CONSTRUCTION CO INC				85.86	542100	EVC19181	MAINT 05/23 - 05/30/11	Jun-2011
9,305	Other	EVANS CONSTRUCTION CO INC				73.87	511100	EVC19181	MAINT 05/23 - 05/30/11	Jun-2011
9,306	Other	EVANS CONSTRUCTION CO INC				73.87	511100	EVC19181	MAINT 05/23 - 05/30/11	Jun-2011
9,307	Other	EVANS CONSTRUCTION CO INC				71.55	514100	EVC19181	MAINT 05/23 - 05/30/11	Jun-2011
9,308	Other	EVANS CONSTRUCTION CO INC				62.03	512017	EVC19181	MAINT 05/23 - 05/30/11	Jun-2011
9,309	Other	EVANS CONSTRUCTION CO INC				62.03	512017	EVC19181	MAINT 05/23 - 05/30/11	Jun-2011
9,310	Other	EVANS CONSTRUCTION CO INC				57.24	512100	EVC19181	MAINT 05/23 - 05/30/11	Jun-2011
9,311	Other	EVANS CONSTRUCTION CO INC				57.24	512100	EVC19181	MAINT 05/23 - 05/30/11	Jun-2011
9,312	Other	EVANS CONSTRUCTION CO INC				57.24	514100	EVC19181	MAINT 05/23 - 05/30/11	Jun-2011
9,313	Other	EVANS CONSTRUCTION CO INC				57.24	514100	EVC19181	MAINT 05/23 - 05/30/11	Jun-2011
9,314	Other	EVANS CONSTRUCTION CO INC				57.24	514100	EVC19181	MAINT 05/23 - 05/30/11	Jun-2011
9,315	Other	EVANS CONSTRUCTION CO INC				57.24	514100	EVC19181	MAINT 05/23 - 05/30/11	Jun-2011
9,316	Other	EVANS CONSTRUCTION CO INC				57.24	544100	EVC19181	MAINT 05/23 - 05/30/11	Jun-2011
9,317	Other	EVANS CONSTRUCTION CO INC				42.93	512100	EVC19181	MAINT 05/23 - 05/30/11	Jun-2011
9,318	Other	EVANS CONSTRUCTION CO INC				42.93	512100	EVC19181	MAINT 05/23 - 05/30/11	Jun-2011
9,319	Other	EVANS CONSTRUCTION CO INC				42.93	514100	EVC19181	MAINT 05/23 - 05/30/11	Jun-2011

KENTUCKY UTILITIES COMPANY
Case No. 2012- 00221
Analysis of Professional Services Expenses For the Test Year

(A)	(B)	(C)	(D)	(E)	(F)	(G)	(H)	(I)		
Line No.	Type	Vendor	Rate Case	Audit	Other	Total	Account	Invoice	Description	Period
9,320	Other	EVANS CONSTRUCTION CO INC				42.93	514100	EVC19181	MAINT 05/23 - 05/30/11	Jun-2011
9,321	Other	EVANS CONSTRUCTION CO INC				42.93	554100	EVC19181	MAINT 05/23 - 05/30/11	Jun-2011
9,322	Other	EVANS CONSTRUCTION CO INC				28.62	511100	EVC19181	MAINT 05/23 - 05/30/11	Jun-2011
9,323	Other	EVANS CONSTRUCTION CO INC				28.62	512100	EVC19181	MAINT 05/23 - 05/30/11	Jun-2011
9,324	Other	EVANS CONSTRUCTION CO INC				28.62	512100	EVC19181	MAINT 05/23 - 05/30/11	Jun-2011
9,325	Other	EVANS CONSTRUCTION CO INC				28.62	513100	EVC19181	MAINT 05/23 - 05/30/11	Jun-2011
9,326	Other	EVANS CONSTRUCTION CO INC				28.62	514100	EVC19181	MAINT 05/23 - 05/30/11	Jun-2011
9,327	Other	EVANS CONSTRUCTION CO INC				14.31	511100	EVC19181	MAINT 05/23 - 05/30/11	Jun-2011
9,328	Other	EVANS CONSTRUCTION CO INC				14.31	514100	EVC19181	MAINT 05/23 - 05/30/11	Jun-2011
9,329	Other	EVANS CONSTRUCTION CO INC				14.31	514100	EVC19181	MAINT 05/23 - 05/30/11	Jun-2011
9,330	Other	EVANS CONSTRUCTION CO INC				14.31	545100	EVC19181	MAINT 05/23 - 05/30/11	Jun-2011
9,331	Other	EVANS CONSTRUCTION CO INC				14.31	545100	EVC19181	MAINT 05/23 - 05/30/11	Jun-2011
9,332	Other	EVANS CONSTRUCTION CO INC				36,738.61	921003	EVC19197	4/2011 & 5/2011 JANITORIAL SERVICES, INV #EVC-19197 (\$144,933.35 CONTRACT LABOR AND \$20,472.77 CONTRACT MATERIALS) FOR TOTAL \$165,406.12	JUL-2011
9,333	Other	EVANS CONSTRUCTION CO INC				12,006.32	921003	EVC19197	4/2011 & 5/2011 JANITORIAL SERVICES, INV #EVC-19197 (\$144,933.35 CONTRACT LABOR AND \$20,472.77 CONTRACT MATERIALS) FOR TOTAL \$165,406.12	JUL-2011
9,334	Other	EVANS CONSTRUCTION CO INC				11,364.30	935403	EVC19197	4/2011 & 5/2011 JANITORIAL SERVICES, INV #EVC-19197 (\$144,933.35 CONTRACT LABOR AND \$20,472.77 CONTRACT MATERIALS) FOR TOTAL \$165,406.12	JUL-2011
9,335	Other	EVANS CONSTRUCTION CO INC				9,187.03	935403	EVC19197	4/2011 & 5/2011 JANITORIAL SERVICES, INV #EVC-19197 (\$144,933.35 CONTRACT LABOR AND \$20,472.77 CONTRACT MATERIALS) FOR TOTAL \$165,406.12	JUL-2011
9,336	Other	EVANS CONSTRUCTION CO INC				8,852.25	935403	EVC19197	4/2011 & 5/2011 JANITORIAL SERVICES, INV #EVC-19197 (\$144,933.35 CONTRACT LABOR AND \$20,472.77 CONTRACT MATERIALS) FOR TOTAL \$165,406.12	JUL-2011
9,337	Other	EVANS CONSTRUCTION CO INC				8,547.70	935403	EVC19197	4/2011 & 5/2011 JANITORIAL SERVICES, INV #EVC-19197 (\$144,933.35 CONTRACT LABOR AND \$20,472.77 CONTRACT MATERIALS) FOR TOTAL \$165,406.12	JUL-2011
9,338	Other	EVANS CONSTRUCTION CO INC				7,855.07	935403	EVC19197	4/2011 & 5/2011 JANITORIAL SERVICES, INV #EVC-19197 (\$144,933.35 CONTRACT LABOR AND \$20,472.77 CONTRACT MATERIALS) FOR TOTAL \$165,406.12	JUL-2011
9,339	Other	EVANS CONSTRUCTION CO INC				7,753.02	935403	EVC19197	4/2011 & 5/2011 JANITORIAL SERVICES, INV #EVC-19197 (\$144,933.35 CONTRACT LABOR AND \$20,472.77 CONTRACT MATERIALS) FOR TOTAL \$165,406.12	JUL-2011
9,340	Other	EVANS CONSTRUCTION CO INC				6,409.04	935403	EVC19197	4/2011 & 5/2011 JANITORIAL SERVICES, INV #EVC-19197 (\$144,933.35 CONTRACT LABOR AND \$20,472.77 CONTRACT MATERIALS) FOR TOTAL \$165,406.12	JUL-2011
9,341	Other	EVANS CONSTRUCTION CO INC				5,429.34	935403	EVC19197	4/2011 & 5/2011 JANITORIAL SERVICES, INV #EVC-19197 (\$144,933.35 CONTRACT LABOR AND \$20,472.77 CONTRACT MATERIALS) FOR TOTAL \$165,406.12	JUL-2011
9,342	Other	EVANS CONSTRUCTION CO INC				5,401.96	935403	EVC19197	4/2011 & 5/2011 JANITORIAL SERVICES, INV #EVC-19197 (\$144,933.35 CONTRACT LABOR AND \$20,472.77 CONTRACT MATERIALS) FOR TOTAL \$165,406.12	JUL-2011
9,343	Other	EVANS CONSTRUCTION CO INC				5,152.05	935403	EVC19197	4/2011 & 5/2011 JANITORIAL SERVICES, INV #EVC-19197 (\$144,933.35 CONTRACT LABOR AND \$20,472.77 CONTRACT MATERIALS) FOR TOTAL \$165,406.12	JUL-2011
9,344	Other	EVANS CONSTRUCTION CO INC				4,415.06	935402	EVC19197	4/2011 & 5/2011 JANITORIAL SERVICES, INV #EVC-19197 (\$144,933.35 CONTRACT LABOR AND \$20,472.77 CONTRACT MATERIALS) FOR TOTAL \$165,406.12	JUL-2011
9,345	Other	EVANS CONSTRUCTION CO INC				4,188.32	935402	EVC19197	4/2011 & 5/2011 JANITORIAL SERVICES, INV #EVC-19197 (\$144,933.35 CONTRACT LABOR AND \$20,472.77 CONTRACT MATERIALS) FOR TOTAL \$165,406.12	JUL-2011
9,346	Other	EVANS CONSTRUCTION CO INC				4,007.62	935403	EVC19197	4/2011 & 5/2011 JANITORIAL SERVICES, INV #EVC-19197 (\$144,933.35 CONTRACT LABOR AND \$20,472.77 CONTRACT MATERIALS) FOR TOTAL \$165,406.12	JUL-2011
9,347	Other	EVANS CONSTRUCTION CO INC				2,805.28	935402	EVC19197	4/2011 & 5/2011 JANITORIAL SERVICES, INV #EVC-19197 (\$144,933.35 CONTRACT LABOR AND \$20,472.77 CONTRACT MATERIALS) FOR TOTAL \$165,406.12	JUL-2011

KENTUCKY UTILITIES COMPANY
Case No. 2012- 00221
Analysis of Professional Services Expenses For the Test Year

(A)	(B)	(C)	(D)	(E)	(F)	(G)	(H)	(I)		
Line No.	Type	Vendor	Rate Case	Audit	Other	Total	Account	Invoice	Description	Period
9,348	Other	EVANS CONSTRUCTION CO INC				2,534.31	935403	EVC19197	4/2011 & 5/2011 JANITORIAL SERVICES, INV #EVC-19197 (\$144,933.35 CONTRACT LABOR AND \$20,472.77 CONTRACT MATERIALS) FOR TOTAL \$165,406.12	JUL-2011
9,349	Other	EVANS CONSTRUCTION CO INC				2,212.13	935403	EVC19197	4/2011 & 5/2011 JANITORIAL SERVICES, INV #EVC-19197 (\$144,933.35 CONTRACT LABOR AND \$20,472.77 CONTRACT MATERIALS) FOR TOTAL \$165,406.12	JUL-2011
9,350	Other	EVANS CONSTRUCTION CO INC				2,050.00	935403	EVC19197	4/2011 & 5/2011 JANITORIAL SERVICES, INV #EVC-19197 (\$144,933.35 CONTRACT LABOR AND \$20,472.77 CONTRACT MATERIALS) FOR TOTAL \$165,406.12	JUL-2011
9,351	Other	EVANS CONSTRUCTION CO INC				1,994.31	935403	EVC19197	4/2011 & 5/2011 JANITORIAL SERVICES, INV #EVC-19197 (\$144,933.35 CONTRACT LABOR AND \$20,472.77 CONTRACT MATERIALS) FOR TOTAL \$165,406.12	JUL-2011
9,352	Other	EVANS CONSTRUCTION CO INC				1,585.29	583001	EVC19197	4/2011 & 5/2011 JANITORIAL SERVICES, INV #EVC-19197 (\$144,933.35 CONTRACT LABOR AND \$20,472.77 CONTRACT MATERIALS) FOR TOTAL \$165,406.12	JUL-2011
9,353	Other	EVANS CONSTRUCTION CO INC				1,354.64	935402	EVC19197	4/2011 & 5/2011 JANITORIAL SERVICES, INV #EVC-19197 (\$144,933.35 CONTRACT LABOR AND \$20,472.77 CONTRACT MATERIALS) FOR TOTAL \$165,406.12	JUL-2011
9,354	Other	EVANS CONSTRUCTION CO INC				1,274.52	583001	EVC19197	4/2011 & 5/2011 JANITORIAL SERVICES, INV #EVC-19197 (\$144,933.35 CONTRACT LABOR AND \$20,472.77 CONTRACT MATERIALS) FOR TOTAL \$165,406.12	JUL-2011
9,355	Other	EVANS CONSTRUCTION CO INC				1,145.86	923100	EVC19197	4/2011 & 5/2011 JANITORIAL SERVICES, INV #EVC-19197 (\$144,933.35 CONTRACT LABOR AND \$20,472.77 CONTRACT MATERIALS) FOR TOTAL \$165,406.12	JUL-2011
9,356	Other	EVANS CONSTRUCTION CO INC				961.75	923100	EVC19197	4/2011 & 5/2011 JANITORIAL SERVICES, INV #EVC-19197 (\$144,933.35 CONTRACT LABOR AND \$20,472.77 CONTRACT MATERIALS) FOR TOTAL \$165,406.12	JUL-2011
9,357	Other	EVANS CONSTRUCTION CO INC				693.66	583001	EVC19197	4/2011 & 5/2011 JANITORIAL SERVICES, INV #EVC-19197 (\$144,933.35 CONTRACT LABOR AND \$20,472.77 CONTRACT MATERIALS) FOR TOTAL \$165,406.12	JUL-2011
9,358	Other	EVANS CONSTRUCTION CO INC				583.64	588100	EVC19197	4/2011 & 5/2011 JANITORIAL SERVICES, INV #EVC-19197 (\$144,933.35 CONTRACT LABOR AND \$20,472.77 CONTRACT MATERIALS) FOR TOTAL \$165,406.12	JUL-2011
9,359	Other	EVANS CONSTRUCTION CO INC				427.89	921002	EVC19197	4/2011 & 5/2011 JANITORIAL SERVICES, INV #EVC-19197 (\$144,933.35 CONTRACT LABOR AND \$20,472.77 CONTRACT MATERIALS) FOR TOTAL \$165,406.12	JUL-2011
9,360	Other	EVANS CONSTRUCTION CO INC				427.89	903930	EVC19197	4/2011 & 5/2011 JANITORIAL SERVICES, INV #EVC-19197 (\$144,933.35 CONTRACT LABOR AND \$20,472.77 CONTRACT MATERIALS) FOR TOTAL \$165,406.12	JUL-2011
9,361	Other	EVANS CONSTRUCTION CO INC				427.89	580100	EVC19197	4/2011 & 5/2011 JANITORIAL SERVICES, INV #EVC-19197 (\$144,933.35 CONTRACT LABOR AND \$20,472.77 CONTRACT MATERIALS) FOR TOTAL \$165,406.12	JUL-2011
9,362	Other	EVANS CONSTRUCTION CO INC				427.89	580100	EVC19197	4/2011 & 5/2011 JANITORIAL SERVICES, INV #EVC-19197 (\$144,933.35 CONTRACT LABOR AND \$20,472.77 CONTRACT MATERIALS) FOR TOTAL \$165,406.12	JUL-2011
9,363	Other	EVANS CONSTRUCTION CO INC				382.70	935403	EVC19197	4/2011 & 5/2011 JANITORIAL SERVICES, INV #EVC-19197 (\$144,933.35 CONTRACT LABOR AND \$20,472.77 CONTRACT MATERIALS) FOR TOTAL \$165,406.12	JUL-2011
9,364	Other	EVANS CONSTRUCTION CO INC				76.77	935403	EVC19197	4/2011 & 5/2011 JANITORIAL SERVICES, INV #EVC-19197 (\$144,933.35 CONTRACT LABOR AND \$20,472.77 CONTRACT MATERIALS) FOR TOTAL \$165,406.12	JUL-2011
9,365	Other	EVANS CONSTRUCTION CO INC				2,494.88	512017	EVC19200	MATERIAL TO APPLY FLEXTERRA HP-FGM AT ATB#2	Jun-2011
9,366	Other	EVANS CONSTRUCTION CO INC				1,050.00	512017	EVC19200	LABOR TO APPLY FLEXTERRA HP-FGM AT ATB#2	Jun-2011
9,367	Other	EVANS CONSTRUCTION CO INC				173.25	935403	EVC19207	EVANS CONSTRUCTION - BARLOW B.O. - MISC LIGHT MAINTENANCE. INVOICE EVC-19207	Jun-2011
9,368	Other	EVANS CONSTRUCTION CO INC				177.84	935402	EVC19208	EVANS CONSTRUCTION -BIG STONE GAP - MISC LIGHT MAINTENANCE. EVC-19208	Jun-2011
9,369	Other	EVANS CONSTRUCTION CO INC				544.47	935403	EVC19209	EVANS CONSTRUCTION - CAMPBELLSVILLE B.O. - MISC LIGHT MAINTENANCE. INVOICE EVC-19209	Jun-2011

KENTUCKY UTILITIES COMPANY
Case No. 2012- 00221
Analysis of Professional Services Expenses For the Test Year

(A)	(B)	(C)	(D)	(E)	(F)	(G)	(H)	(I)		
Line No.	Type	Vendor	Rate Case	Audit	Other	Total	Account	Invoice	Description	Period
9,370	Other	EVANS CONSTRUCTION CO INC				119.70	935402	EVC19210	EVANS CONSTRUCTION - CAMPBELLSVILLE STRM - PEST CONTROL. INVOICE EVC-19210	Jun-2011
9,371	Other	EVANS CONSTRUCTION CO INC				322.23	935402	EVC19211	EVANS CONSTRUCTION - CARROLLTON STRM - MISC LIGHT MAINTENANCE. INVOICE EVC-19211	Jun-2011
9,372	Other	EVANS CONSTRUCTION CO INC				99.23	935402	EVC19212	EVANS CONSTRUCTION - COEBURN BOND STATION - PORTABLE TOILET. INVOICE EVC-19212	Jun-2011
9,373	Other	EVANS CONSTRUCTION CO INC				1,758.35	935403	EVC19213	EVANS CONSTRUCTION -DANVILLE B.O. - MISC LIGHT MAINTENANCE. INVOICE EVC-19213	Jun-2011
9,374	Other	EVANS CONSTRUCTION CO INC				733.51	935402	EVC19214	EVANS CONSTRUCTION -DAWSON SPRINGS STRM - MISC LIGHT MAINTENANCE. INVOICE EVC-19214	Jun-2011
9,375	Other	EVANS CONSTRUCTION CO INC				1,315.79	566900	EVC19215	LABOR, EQUIP AND VEH EXPENSES ASSOCIATED WITH LIGHT MAINTENANCE REQUESTED AND PERFORMED AT THE DIX DAM LOCATION (THIS IS A NOT TO EXCEED AMOUNT)	Jun-2011
9,376	Other	EVANS CONSTRUCTION CO INC				2,680.08	923100	EVC19217	EVANS CONSTRUCTION - LGE CENTER - MISC MAINTENANCE. INVOICE EVC-19217	Jun-2011
9,377	Other	EVANS CONSTRUCTION CO INC				1,230.45	935403	EVC19218	EVANS CONSTRUCTION -EARLINGTON WEST TECH - MISC LIGHT MAINTENANCE. INVOICE EVC-19218	Jun-2011
9,378	Other	EVANS CONSTRUCTION CO INC				365.66	935403	EVC19219	EVANS CONSTRUCTION -EARLINGTON B.O. - MISC LIGHT MAINTENANCE. INVOICE EVC-19219	Jun-2011
9,379	Other	EVANS CONSTRUCTION CO INC				241.67	935402	EVC19220	EVANS CONSTRUCTION -EARLINGTON STRM - MISC LIGHT MAINTENANCE. INVOICE EVC-19220	Jun-2011
9,380	Other	EVANS CONSTRUCTION CO INC				214.55	903003	EVC19222	EVANS CONSTRUCTION -EDDYVILLE B.O. - MISC LIGHT MAINTENANCE. INVOICE EVC-19222	Jun-2011
9,381	Other	EVANS CONSTRUCTION CO INC				621.33	935403	EVC19223	EVANS CONSTRUCTION - E-TOWN B.O. - MISC LIGHT MAINTENANCE. INVOICE EVC-19223	Jun-2011
9,382	Other	EVANS CONSTRUCTION CO INC				94.44	583001	EVC19224	EVANS CONSTRUCTION - E-TOWN STRM - MISC LIGHT MAINTENANCE. INVOICE EVC-19224	Jun-2011
9,383	Other	EVANS CONSTRUCTION CO INC				979.52	935403	EVC19225	EVANS CONSTRUCTION - GEORGETOWN B.O. - MISC LIGHT MAINTENANCE. INVOICE EVC-19225	Jun-2011
9,384	Other	EVANS CONSTRUCTION CO INC				1,575.00	935403	EVC19226	EVANS CONSTRUCTION - GEORGETOWN SUBSTATION - LAWNCARE. INVOICE EVC-19226	Jun-2011
9,385	Other	EVANS CONSTRUCTION CO INC				62.04	935402	EVC19227	EVANS CONSTRUCTION - GEORGETOWN OLD STORAGE - LAWNCARE. INVOICE EVC-19227	Jun-2011
9,386	Other	EVANS CONSTRUCTION CO INC				99.33	935402	EVC19228	EVANS CONSTRUCTION - GEORGETOWN OPEN LOT - LAWNCARE INVOICE EVC-19228	Jun-2011
9,387	Other	EVANS CONSTRUCTION CO INC				624.65	502100	EVC19229	EVANS CONSTRUCTION - GHENT SYSTEM LAB - REPAIRED WATER HEATER. INVOICE 19229	Jun-2011
9,388	Other	EVANS CONSTRUCTION CO INC				483.57	935403	EVC19230	EVANS CONSTRUCTION -GREENVILLE B. O. - MISC LIGHT MAINTENANCE. INVOICE EVC-19230	Jun-2011
9,389	Other	EVANS CONSTRUCTION CO INC				270.00	935402	EVC19231	EVANS CONSTRUCTION -HARLAN STRM - LAWNCARE. INVOICE EVC-19231	Jun-2011
9,390	Other	EVANS CONSTRUCTION CO INC				2,584.13	921003	EVC19232	EVANS CONSTRUCTION - LEX OP CENTER - MISC LIGHT MAINTENANCE. INVOICE EVC-19232	Jun-2011
9,391	Other	EVANS CONSTRUCTION CO INC				1,889.75	921003	EVC19233	EVANS CONSTRUCTION -LEX METER DEPT - REMOVE/INSTALL AWNINGS. INVOICE EVC-19233	Jun-2011
9,392	Other	EVANS CONSTRUCTION CO INC				361.16	588100	EVC19234	EVANS CONSTRUCTION - LEX SUB/RELAY - MISC LIGHT MAINTENANCE. INVOICE EVC-19234	Jun-2011
9,393	Other	EVANS CONSTRUCTION CO INC				75.80	586100	EVC19235	EVANS CONSTRUCTION - LEX METER DEPT - MISC LIGHT MAINTENANCE. INVOICE EVC-19235	Jun-2011
9,394	Other	EVANS CONSTRUCTION CO INC				475.80	935403	EVC19236	EVANS CONSTRUCTION - LONDON B.O. - PEST CONTROL. LAWNCARE. INVOICE EVC-19236	Jun-2011
9,395	Other	EVANS CONSTRUCTION CO INC				175.00	583001	EVC19237	EVANS CONSTRUCTION - LONDON STRM - LAWNCARE. INVOICE EVC-19237	Jun-2011
9,396	Other	EVANS CONSTRUCTION CO INC				879.12	935403	EVC19239	EVANS CONSTRUCTION - MAYSVILLE B.O. - MISC LIGHT MAINTENANCE. INVOICE EVC-19239	Jun-2011
9,397	Other	EVANS CONSTRUCTION CO INC				1,071.00	935403	EVC19240	EVANS CONSTRUCTION - MAYSVILLE SUBSTATION - LAWNCARE. INVOICE EVC-19240	Jun-2011
9,398	Other	EVANS CONSTRUCTION CO INC				1,545.80	921003	EVC19241	EVANS CONSTRUCTION - MIDWAY SVC CTR - MISC LIGHT MAINTENANCE. INVOICE EVC-19241	Jun-2011
9,399	Other	EVANS CONSTRUCTION CO INC				806.82	935403	EVC19242	EVANS CONSTRUCTION - MOREHEAD B.O. - MISC LIGHT MAINTENANCE. INVOICE EVC-19242	Jun-2011

KENTUCKY UTILITIES COMPANY
Case No. 2012- 00221
Analysis of Professional Services Expenses For the Test Year

(A)	(B)	(C)	(D)	(E)	(F)	(G)	(H)	(I)		
Line No.	Type	Vendor	Rate Case	Audit	Other	Total	Account	Invoice	Description	Period
9,400	Other	EVANS CONSTRUCTION CO INC				80.55	935403	EVC19243	EVANS CONSTRUCTION - MOREHEAD STOREROOM - MISC LIGHT MAINTENANCE. INVOICE EVC-19243	Jun-2011
9,401	Other	EVANS CONSTRUCTION CO INC				1,272.95	935403	EVC19244	EVANS CONSTRUCTION - MORGANFIELD B.O. - MISC LIGHT MAINTENANCE. INVOICE EVC-19244	Jun-2011
9,402	Other	EVANS CONSTRUCTION CO INC				483.57	935403	EVC19245	EVANS CONSTRUCTION - MT. STERLING B.O. - MISC LIGHT MAINTENANCE. INVOICE EVC-19245	Jun-2011
9,403	Other	EVANS CONSTRUCTION CO INC				619.50	935402	EVC19247	EVANS CONSTRUCTION - NORTON B.O. - MISC LIGHT MAINTENANCE. INVOICE EVC-19247	Jun-2011
9,404	Other	EVANS CONSTRUCTION CO INC				2,005.43	935402	EVC19248	EVANS -REPLACEMENT OF THE ENTIRE DOOR FRAME AND WINDOW AT OLD DOMINION POWER STOREROOM, NORTON VIRGINIA - FRONT ENTRANCE DOOR (EVC-19248)	Jun-2011
9,405	Other	EVANS CONSTRUCTION CO INC				706.20	935402	EVC19248	EVANS -REPLACEMENT OF THE ENTIRE DOOR FRAME AND WINDOW AT OLD DOMINION POWER STOREROOM, NORTON VIRGINIA - FRONT ENTRANCE DOOR (EVC-19248)	Jun-2011
9,406	Other	EVANS CONSTRUCTION CO INC				5,232.92	921003	EVC19249	EVANS CONSTRUCTION - KUGO - MISC MAINTENANCE. INVOICE EVC-19249	Jun-2011
9,407	Other	EVANS CONSTRUCTION CO INC				2,640.93	935403	EVC19251	EVANS CONSTRUCTION - PARIS B.O. - MISC LIGHT MAINTENANCE. INVOICE EVC-19251	Jun-2011
9,408	Other	EVANS CONSTRUCTION CO INC				465.44	935402	EVC19252	EVANS CONSTRUCTION - PARIS STOREROOM - MISC LIGHT MAINTENANCE. INVOICE EVC-19252	Jun-2011
9,409	Other	EVANS CONSTRUCTION CO INC				36.75	935403	EVC19253	EVANS CONSTRUCTION - PENNINGTON GAP B.O. - PEST CONTROL. INVOICE EVC-19253	Jun-2011
9,410	Other	EVANS CONSTRUCTION CO INC				254.68	935403	EVC19255	EVANS CONSTRUCTION - RICHMOND B.O. - MISC LIGHT MAINTENANCE. INVOICE EVC-19255	Jun-2011
9,411	Other	EVANS CONSTRUCTION CO INC				423.23	935403	EVC19256	EVANS CONSTRUCTION - SHELBYVILLE B.O. - MISC LIGHT MAINTENANCE. INVOICE EVC-19256	Jun-2011
9,412	Other	EVANS CONSTRUCTION CO INC				483.57	935402	EVC19257	EVANS CONSTRUCTION - SHELBYVILLE STOREROOM - MISC LIGHT MAINTENANCE. INVOICE EVC-19257	Jun-2011
9,413	Other	EVANS CONSTRUCTION CO INC				345.30	921004	EVC19258	EVANS - SIMPSONVILLE CARPET AND COVE BASE INSTALL	JUL-2011
9,414	Other	EVANS CONSTRUCTION CO INC				2,006.15	935403	EVC19259	EVANS CONSTRUCTION - SOMERSET B.O. - MISC LIGHT MAINTENANCE. INVOICE EVC-19259	Jun-2011
9,415	Other	EVANS CONSTRUCTION CO INC				343.07	935403	EVC19262	EVANS CONSTRUCTION - VERSAILLES B.O. - MISC LIGHT MAINTENANCE. LAWN CARE. INVOICE EVC-19262	Jun-2011
9,416	Other	EVANS CONSTRUCTION CO INC				288.75	935403	EVC19263	EVANS CONSTRUCTION - VERSAILLES B.O. - LAWN CARE. INVOICE EVC-19263	Jun-2011
9,417	Other	EVANS CONSTRUCTION CO INC				792.32	935402	EVC19264	EVANS CONSTRUCTION - WINCHESTER STOREROOM - MISC LIGHT MAINTENANCE, LAWN CARE. INVOICE EVC-19264	Jun-2011
9,418	Other	EVANS CONSTRUCTION CO INC				420.00	935403	EVC19265	EVANS CONSTRUCTION - WINCHESTER SUB - LAWN CARE. INVOICE EVC-19265	Jun-2011
9,419	Other	EVANS CONSTRUCTION CO INC				88.00	588100	EVC19279	Truck washing May 2011	Jun-2011
9,420	Other	EVANS CONSTRUCTION CO INC				66.00	588100	EVC19279	Truck washing May 2011	Jun-2011
9,421	Other	EVANS CONSTRUCTION CO INC				44.00	588100	EVC19279	Truck washing May 2011	Jun-2011
9,422	Other	EVANS CONSTRUCTION CO INC				44.00	588100	EVC19279	Truck washing May 2011	Jun-2011
9,423	Other	EVANS CONSTRUCTION CO INC				44.00	588100	EVC19279	Truck washing May 2011	Jun-2011
9,424	Other	EVANS CONSTRUCTION CO INC				44.00	588100	EVC19279	Truck washing May 2011	Jun-2011
9,425	Other	EVANS CONSTRUCTION CO INC				44.00	588100	EVC19279	Truck washing May 2011	Jun-2011
9,426	Other	EVANS CONSTRUCTION CO INC				44.00	588100	EVC19279	Truck washing May 2011	Jun-2011
9,427	Other	EVANS CONSTRUCTION CO INC				1,183.36	506100	EVC19283	JANITORIAL LABOR FOR MAY 2011	Jun-2011
9,428	Other	EVANS CONSTRUCTION CO INC				26,996.17	511100	EVC19284	JANITORIAL SERVICES FOR APRIL 2011	Jun-2011
9,429	Other	EVANS CONSTRUCTION CO INC				3,253.59	511100	EVC19284	JANITORIAL SERVICES FOR APRIL 2011	Jun-2011
9,430	Other	EVANS CONSTRUCTION CO INC				28,438.45	501090	EVC19285	COAL YARD MAINTENANCE FOR EW BROWN 05/02 - 05/29/11	Jun-2011
9,431	Other	EVANS CONSTRUCTION CO INC				58,340.00	512005	EVC19296	GH GYPSUM STACK STARTER DIKE ROAD SURFACING	Jun-2011
9,432	Other	EVANS CONSTRUCTION CO INC				14,585.00	512005	EVC19296	GH GYPSUM STACK STARTER DIKE ROAD SURFACING	Jun-2011
9,433	Other	EVANS CONSTRUCTION CO INC				2,927.43	923900	EVC19299	EVANS CONSTRUCTION - SIMPSONVILLE - JANITORIAL/LIGHT MAINTENANCE DUTIES. INVOICE EVC-19299	JUL-2011
9,434	Other	EVANS CONSTRUCTION CO INC				715.60	923900	EVC19299	EVANS CONSTRUCTION - SIMPSONVILLE - JANITORIAL/LIGHT MAINTENANCE DUTIES. INVOICE EVC-19299	JUL-2011
9,435	Other	EVANS CONSTRUCTION CO INC				964.40	506100	EVC19304A	LABOR TO INSPECT AND TREAT SEWAGE WATER	Jun-2011
9,436	Other	EVANS CONSTRUCTION CO INC				785.65	511100	EVC19305A	EXTRA WORK DONE OUTSIDE JANITORIAL SCOPE	Jun-2011
9,437	Other	EVANS CONSTRUCTION CO INC				2,328.46	501090	EVC19306A	PROVIDE SERVICES FOR COAL SAMPLE PREPARATION AT SYSTEM LAB 3/1/2011- 12/31/2011	SEP-2011

KENTUCKY UTILITIES COMPANY
Case No. 2012- 00221
Analysis of Professional Services Expenses For the Test Year

(A)	(B)	(C)	(D)	(E)	(F)	(G)	(H)	(I)		
Line No.	Type	Vendor	Rate Case	Audit	Other	Total	Account	Invoice	Description	Period
9,438	Other	EVANS CONSTRUCTION CO INC				576.00	502100	EVC19307A	PROVIDE JANITORIAL WORK FOR SYS LAB 3/1/11 THRU 12/31/11	Jun-2011
9,439	Other	EVANS CONSTRUCTION CO INC				2,297.37	502003	EVC19341	PAYMENT OF INVOICE #EVC19341--GHENT OUTSIDE MAINTENANCE FOR THE PERIOD 5/23 THRU 5/29/11	Jun-2011
9,440	Other	EVANS CONSTRUCTION CO INC				1,270.50	511100	EVC19341	PAYMENT OF INVOICE #EVC19341--GHENT OUTSIDE MAINTENANCE FOR THE PERIOD 5/23 THRU 5/29/11	Jun-2011
9,441	Other	EVANS CONSTRUCTION CO INC				955.40	511100	EVC19341	PAYMENT OF INVOICE #EVC19341--GHENT OUTSIDE MAINTENANCE FOR THE PERIOD 5/23 THRU 5/29/11	Jun-2011
9,442	Other	EVANS CONSTRUCTION CO INC				955.40	513100	EVC19341	PAYMENT OF INVOICE #EVC19341--GHENT OUTSIDE MAINTENANCE FOR THE PERIOD 5/23 THRU 5/29/11	Jun-2011
9,443	Other	EVANS CONSTRUCTION CO INC				893.28	511100	EVC19341	PAYMENT OF INVOICE #EVC19341--GHENT OUTSIDE MAINTENANCE FOR THE PERIOD 5/23 THRU 5/29/11	Jun-2011
9,444	Other	EVANS CONSTRUCTION CO INC				769.69	513100	EVC19341	PAYMENT OF INVOICE #EVC19341--GHENT OUTSIDE MAINTENANCE FOR THE PERIOD 5/23 THRU 5/29/11	Jun-2011
9,445	Other	EVANS CONSTRUCTION CO INC				756.24	513100	EVC19341	PAYMENT OF INVOICE #EVC19341--GHENT OUTSIDE MAINTENANCE FOR THE PERIOD 5/23 THRU 5/29/11	Jun-2011
9,446	Other	EVANS CONSTRUCTION CO INC				664.52	512100	EVC19341	PAYMENT OF INVOICE #EVC19341--GHENT OUTSIDE MAINTENANCE FOR THE PERIOD 5/23 THRU 5/29/11	Jun-2011
9,447	Other	EVANS CONSTRUCTION CO INC				447.00	511100	EVC19341	PAYMENT OF INVOICE #EVC19341--GHENT OUTSIDE MAINTENANCE FOR THE PERIOD 5/23 THRU 5/29/11	Jun-2011
9,448	Other	EVANS CONSTRUCTION CO INC				360.20	512017	EVC19341	PAYMENT OF INVOICE #EVC19341--GHENT OUTSIDE MAINTENANCE FOR THE PERIOD 5/23 THRU 5/29/11	Jun-2011
9,449	Other	EVANS CONSTRUCTION CO INC				297.60	511100	EVC19341	PAYMENT OF INVOICE #EVC19341--GHENT OUTSIDE MAINTENANCE FOR THE PERIOD 5/23 THRU 5/29/11	Jun-2011
9,450	Other	EVANS CONSTRUCTION CO INC				297.60	513100	EVC19341	PAYMENT OF INVOICE #EVC19341--GHENT OUTSIDE MAINTENANCE FOR THE PERIOD 5/23 THRU 5/29/11	Jun-2011
9,451	Other	EVANS CONSTRUCTION CO INC				277.28	511100	EVC19341	PAYMENT OF INVOICE #EVC19341--GHENT OUTSIDE MAINTENANCE FOR THE PERIOD 5/23 THRU 5/29/11	Jun-2011
9,452	Other	EVANS CONSTRUCTION CO INC				255.00	511100	EVC19341	PAYMENT OF INVOICE #EVC19341--GHENT OUTSIDE MAINTENANCE FOR THE PERIOD 5/23 THRU 5/29/11	Jun-2011
9,453	Other	EVANS CONSTRUCTION CO INC				255.00	511100	EVC19341	PAYMENT OF INVOICE #EVC19341--GHENT OUTSIDE MAINTENANCE FOR THE PERIOD 5/23 THRU 5/29/11	Jun-2011
9,454	Other	EVANS CONSTRUCTION CO INC				204.00	511100	EVC19341	PAYMENT OF INVOICE #EVC19341--GHENT OUTSIDE MAINTENANCE FOR THE PERIOD 5/23 THRU 5/29/11	Jun-2011
9,455	Other	EVANS CONSTRUCTION CO INC				189.06	513100	EVC19341	PAYMENT OF INVOICE #EVC19341--GHENT OUTSIDE MAINTENANCE FOR THE PERIOD 5/23 THRU 5/29/11	Jun-2011
9,456	Other	EVANS CONSTRUCTION CO INC				148.80	512100	EVC19341	PAYMENT OF INVOICE #EVC19341--GHENT OUTSIDE MAINTENANCE FOR THE PERIOD 5/23 THRU 5/29/11	Jun-2011
9,457	Other	EVANS CONSTRUCTION CO INC				148.80	513100	EVC19341	PAYMENT OF INVOICE #EVC19341--GHENT OUTSIDE MAINTENANCE FOR THE PERIOD 5/23 THRU 5/29/11	Jun-2011
9,458	Other	EVANS CONSTRUCTION CO INC				148.80	513100	EVC19341	PAYMENT OF INVOICE #EVC19341--GHENT OUTSIDE MAINTENANCE FOR THE PERIOD 5/23 THRU 5/29/11	Jun-2011
9,459	Other	EVANS CONSTRUCTION CO INC				148.80	513100	EVC19341	PAYMENT OF INVOICE #EVC19341--GHENT OUTSIDE MAINTENANCE FOR THE PERIOD 5/23 THRU 5/29/11	Jun-2011
9,460	Other	EVANS CONSTRUCTION CO INC				103.98	512100	EVC19341	PAYMENT OF INVOICE #EVC19341--GHENT OUTSIDE MAINTENANCE FOR THE PERIOD 5/23 THRU 5/29/11	Jun-2011
9,461	Other	EVANS CONSTRUCTION CO INC				96.00	513100	EVC19341	PAYMENT OF INVOICE #EVC19341--GHENT OUTSIDE MAINTENANCE FOR THE PERIOD 5/23 THRU 5/29/11	Jun-2011
9,462	Other	EVANS CONSTRUCTION CO INC				96.00	513100	EVC19341	PAYMENT OF INVOICE #EVC19341--GHENT OUTSIDE MAINTENANCE FOR THE PERIOD 5/23 THRU 5/29/11	Jun-2011
9,463	Other	EVANS CONSTRUCTION CO INC				69.32	512100	EVC19341	PAYMENT OF INVOICE #EVC19341--GHENT OUTSIDE MAINTENANCE FOR THE PERIOD 5/23 THRU 5/29/11	Jun-2011
9,464	Other	EVANS CONSTRUCTION CO INC				48.00	511100	EVC19341	PAYMENT OF INVOICE #EVC19341--GHENT OUTSIDE MAINTENANCE FOR THE PERIOD 5/23 THRU 5/29/11	Jun-2011
9,465	Other	EVANS CONSTRUCTION CO INC				34.66	512100	EVC19341	PAYMENT OF INVOICE #EVC19341--GHENT OUTSIDE MAINTENANCE FOR THE PERIOD 5/23 THRU 5/29/11	Jun-2011
9,466	Other	EVANS CONSTRUCTION CO INC				1,279.37	511100	EVC19342	GHENT FACILITY MAINTENANCE FOR THE PERIOD MAY 30 THRU JUNE 5, 2011	Jun-2011
9,467	Other	EVANS CONSTRUCTION CO INC				401.24	511100	EVC19342	GHENT FACILITY MAINTENANCE FOR THE PERIOD MAY 30 THRU JUNE 5, 2011	Jun-2011

KENTUCKY UTILITIES COMPANY
Case No. 2012- 00221
Analysis of Professional Services Expenses For the Test Year

(A)	(B)	(C)	(D)	(E)	(F)	(G)	(H)	(I)		
Line No.	Type	Vendor	Rate Case	Audit	Other	Total	Account	Invoice	Description	Period
9,468	Other	EVANS CONSTRUCTION CO INC				384.85	512005	EVC19342	GHENT FACILITY MAINTENANCE FOR THE PERIOD MAY 30 THRU JUNE 5, 2011	Jun-2011
9,469	Other	EVANS CONSTRUCTION CO INC				371.06	512011	EVC19342	GHENT FACILITY MAINTENANCE FOR THE PERIOD MAY 30 THRU JUNE 5, 2011	Jun-2011
9,470	Other	EVANS CONSTRUCTION CO INC				287.28	511100	EVC19342	GHENT FACILITY MAINTENANCE FOR THE PERIOD MAY 30 THRU JUNE 5, 2011	Jun-2011
9,471	Other	EVANS CONSTRUCTION CO INC				239.40	511100	EVC19342	GHENT FACILITY MAINTENANCE FOR THE PERIOD MAY 30 THRU JUNE 5, 2011	Jun-2011
9,472	Other	EVANS CONSTRUCTION CO INC				239.40	512101	EVC19342	GHENT FACILITY MAINTENANCE FOR THE PERIOD MAY 30 THRU JUNE 5, 2011	Jun-2011
9,473	Other	EVANS CONSTRUCTION CO INC				153.94	511100	EVC19342	GHENT FACILITY MAINTENANCE FOR THE PERIOD MAY 30 THRU JUNE 5, 2011	Jun-2011
9,474	Other	EVANS CONSTRUCTION CO INC				153.94	512017	EVC19342	GHENT FACILITY MAINTENANCE FOR THE PERIOD MAY 30 THRU JUNE 5, 2011	Jun-2011
9,475	Other	EVANS CONSTRUCTION CO INC				143.64	511100	EVC19342	GHENT FACILITY MAINTENANCE FOR THE PERIOD MAY 30 THRU JUNE 5, 2011	Jun-2011
9,476	Other	EVANS CONSTRUCTION CO INC				103.04	511100	EVC19342	GHENT FACILITY MAINTENANCE FOR THE PERIOD MAY 30 THRU JUNE 5, 2011	Jun-2011
9,477	Other	EVANS CONSTRUCTION CO INC				95.76	511100	EVC19342	GHENT FACILITY MAINTENANCE FOR THE PERIOD MAY 30 THRU JUNE 5, 2011	Jun-2011
9,478	Other	EVANS CONSTRUCTION CO INC				76.97	512005	EVC19342	GHENT FACILITY MAINTENANCE FOR THE PERIOD MAY 30 THRU JUNE 5, 2011	Jun-2011
9,479	Other	EVANS CONSTRUCTION CO INC				51.52	511100	EVC19342	GHENT FACILITY MAINTENANCE FOR THE PERIOD MAY 30 THRU JUNE 5, 2011	Jun-2011
9,480	Other	EVANS CONSTRUCTION CO INC				13.79	511100	EVC19342	GHENT FACILITY MAINTENANCE FOR THE PERIOD MAY 30 THRU JUNE 5, 2011	Jun-2011
9,481	Other	EVANS CONSTRUCTION CO INC				2,918.98	502003	EVC19344	PAYMENT OF INVOICE #EVC19344--GHENT OUTSIDE MAINTENANCE FOR THE PERIOD 5/30 THRU 6/5/11	Jun-2011
9,482	Other	EVANS CONSTRUCTION CO INC				1,052.48	513100	EVC19344	PAYMENT OF INVOICE #EVC19344--GHENT OUTSIDE MAINTENANCE FOR THE PERIOD 5/30 THRU 6/5/11	Jun-2011
9,483	Other	EVANS CONSTRUCTION CO INC				978.88	511100	EVC19344	PAYMENT OF INVOICE #EVC19344--GHENT OUTSIDE MAINTENANCE FOR THE PERIOD 5/30 THRU 6/5/11	Jun-2011
9,484	Other	EVANS CONSTRUCTION CO INC				606.55	511100	EVC19344	PAYMENT OF INVOICE #EVC19344--GHENT OUTSIDE MAINTENANCE FOR THE PERIOD 5/30 THRU 6/5/11	Jun-2011
9,485	Other	EVANS CONSTRUCTION CO INC				603.24	513100	EVC19344	PAYMENT OF INVOICE #EVC19344--GHENT OUTSIDE MAINTENANCE FOR THE PERIOD 5/30 THRU 6/5/11	Jun-2011
9,486	Other	EVANS CONSTRUCTION CO INC				585.60	512005	EVC19344	PAYMENT OF INVOICE #EVC19344--GHENT OUTSIDE MAINTENANCE FOR THE PERIOD 5/30 THRU 6/5/11	Jun-2011
9,487	Other	EVANS CONSTRUCTION CO INC				526.24	511100	EVC19344	PAYMENT OF INVOICE #EVC19344--GHENT OUTSIDE MAINTENANCE FOR THE PERIOD 5/30 THRU 6/5/11	Jun-2011
9,488	Other	EVANS CONSTRUCTION CO INC				524.10	511100	EVC19344	PAYMENT OF INVOICE #EVC19344--GHENT OUTSIDE MAINTENANCE FOR THE PERIOD 5/30 THRU 6/5/11	Jun-2011
9,489	Other	EVANS CONSTRUCTION CO INC				408.00	511100	EVC19344	PAYMENT OF INVOICE #EVC19344--GHENT OUTSIDE MAINTENANCE FOR THE PERIOD 5/30 THRU 6/5/11	Jun-2011
9,490	Other	EVANS CONSTRUCTION CO INC				238.08	512100	EVC19344	PAYMENT OF INVOICE #EVC19344--GHENT OUTSIDE MAINTENANCE FOR THE PERIOD 5/30 THRU 6/5/11	Jun-2011
9,491	Other	EVANS CONSTRUCTION CO INC				204.00	511100	EVC19344	PAYMENT OF INVOICE #EVC19344--GHENT OUTSIDE MAINTENANCE FOR THE PERIOD 5/30 THRU 6/5/11	Jun-2011
9,492	Other	EVANS CONSTRUCTION CO INC				204.00	511100	EVC19344	PAYMENT OF INVOICE #EVC19344--GHENT OUTSIDE MAINTENANCE FOR THE PERIOD 5/30 THRU 6/5/11	Jun-2011
9,493	Other	EVANS CONSTRUCTION CO INC				178.56	512100	EVC19344	PAYMENT OF INVOICE #EVC19344--GHENT OUTSIDE MAINTENANCE FOR THE PERIOD 5/30 THRU 6/5/11	Jun-2011
9,494	Other	EVANS CONSTRUCTION CO INC				119.04	512100	EVC19344	PAYMENT OF INVOICE #EVC19344--GHENT OUTSIDE MAINTENANCE FOR THE PERIOD 5/30 THRU 6/5/11	Jun-2011
9,495	Other	EVANS CONSTRUCTION CO INC				119.04	512100	EVC19344	PAYMENT OF INVOICE #EVC19344--GHENT OUTSIDE MAINTENANCE FOR THE PERIOD 5/30 THRU 6/5/11	Jun-2011
9,496	Other	EVANS CONSTRUCTION CO INC				96.00	513100	EVC19344	PAYMENT OF INVOICE #EVC19344--GHENT OUTSIDE MAINTENANCE FOR THE PERIOD 5/30 THRU 6/5/11	Jun-2011
9,497	Other	EVANS CONSTRUCTION CO INC				59.52	512100	EVC19344	PAYMENT OF INVOICE #EVC19344--GHENT OUTSIDE MAINTENANCE FOR THE PERIOD 5/30 THRU 6/5/11	Jun-2011

KENTUCKY UTILITIES COMPANY
Case No. 2012- 00221
Analysis of Professional Services Expenses For the Test Year

(A)	(B)	(C)	(D)	(E)	(F)	(G)	(H)	(I)		
Line No.	Type	Vendor	Rate Case	Audit	Other	Total	Account	Invoice	Description	Period
9,498	Other	EVANS CONSTRUCTION CO INC				48.00	511100	EVC19344	PAYMENT OF INVOICE #EVC19344--GHENT OUTSIDE MAINTENANCE FOR THE PERIOD 5/30 THRU 6/5/11	Jun-2011
9,499	Other	EVANS CONSTRUCTION CO INC				48.00	512005	EVC19344	PAYMENT OF INVOICE #EVC19344--GHENT OUTSIDE MAINTENANCE FOR THE PERIOD 5/30 THRU 6/5/11	Jun-2011
9,500	Other	EVANS CONSTRUCTION CO INC				48.00	513100	EVC19344	PAYMENT OF INVOICE #EVC19344--GHENT OUTSIDE MAINTENANCE FOR THE PERIOD 5/30 THRU 6/5/11	Jun-2011
9,501	Other	EVANS CONSTRUCTION CO INC				443.61	552100	EVC19346	CT SITE MAINT 05/30 - 06/05/11	Jun-2011
9,502	Other	EVANS CONSTRUCTION CO INC				271.89	553100	EVC19346	CT SITE MAINT 05/30 - 06/05/11	Jun-2011
9,503	Other	EVANS CONSTRUCTION CO INC				186.03	553100	EVC19346	CT SITE MAINT 05/30 - 06/05/11	Jun-2011
9,504	Other	EVANS CONSTRUCTION CO INC				14.31	552100	EVC19346	CT SITE MAINT 05/30 - 06/05/11	Jun-2011
9,505	Other	EVANS CONSTRUCTION CO INC				1,366.60	511100	EVC19347	MAINT 05/30 - 06/05/11	Jun-2011
9,506	Other	EVANS CONSTRUCTION CO INC				1,211.98	512017	EVC19347	MAINT 05/30 - 06/05/11	Jun-2011
9,507	Other	EVANS CONSTRUCTION CO INC				1,015.59	513100	EVC19347	MAINT 05/30 - 06/05/11	Jun-2011
9,508	Other	EVANS CONSTRUCTION CO INC				858.60	542100	EVC19347	MAINT 05/30 - 06/05/11	Jun-2011
9,509	Other	EVANS CONSTRUCTION CO INC				686.88	544100	EVC19347	MAINT 05/30 - 06/05/11	Jun-2011
9,510	Other	EVANS CONSTRUCTION CO INC				219.50	512017	EVC19347	MAINT 05/30 - 06/05/11	Jun-2011
9,511	Other	EVANS CONSTRUCTION CO INC				186.03	512100	EVC19347	MAINT 05/30 - 06/05/11	Jun-2011
9,512	Other	EVANS CONSTRUCTION CO INC				171.72	511100	EVC19347	MAINT 05/30 - 06/05/11	Jun-2011
9,513	Other	EVANS CONSTRUCTION CO INC				147.74	511100	EVC19347	MAINT 05/30 - 06/05/11	Jun-2011
9,514	Other	EVANS CONSTRUCTION CO INC				128.79	514100	EVC19347	MAINT 05/30 - 06/05/11	Jun-2011
9,515	Other	EVANS CONSTRUCTION CO INC				114.48	512100	EVC19347	MAINT 05/30 - 06/05/11	Jun-2011
9,516	Other	EVANS CONSTRUCTION CO INC				114.48	513100	EVC19347	MAINT 05/30 - 06/05/11	Jun-2011
9,517	Other	EVANS CONSTRUCTION CO INC				114.48	545100	EVC19347	MAINT 05/30 - 06/05/11	Jun-2011
9,518	Other	EVANS CONSTRUCTION CO INC				100.17	512100	EVC19347	MAINT 05/30 - 06/05/11	Jun-2011
9,519	Other	EVANS CONSTRUCTION CO INC				100.17	544100	EVC19347	MAINT 05/30 - 06/05/11	Jun-2011
9,520	Other	EVANS CONSTRUCTION CO INC				85.86	512005	EVC19347	MAINT 05/30 - 06/05/11	Jun-2011
9,521	Other	EVANS CONSTRUCTION CO INC				85.86	513100	EVC19347	MAINT 05/30 - 06/05/11	Jun-2011
9,522	Other	EVANS CONSTRUCTION CO INC				73.87	511100	EVC19347	MAINT 05/30 - 06/05/11	Jun-2011
9,523	Other	EVANS CONSTRUCTION CO INC				62.03	511100	EVC19347	MAINT 05/30 - 06/05/11	Jun-2011
9,524	Other	EVANS CONSTRUCTION CO INC				57.24	512005	EVC19347	MAINT 05/30 - 06/05/11	Jun-2011
9,525	Other	EVANS CONSTRUCTION CO INC				57.24	512100	EVC19347	MAINT 05/30 - 06/05/11	Jun-2011
9,526	Other	EVANS CONSTRUCTION CO INC				57.24	512100	EVC19347	MAINT 05/30 - 06/05/11	Jun-2011
9,527	Other	EVANS CONSTRUCTION CO INC				57.24	512100	EVC19347	MAINT 05/30 - 06/05/11	Jun-2011
9,528	Other	EVANS CONSTRUCTION CO INC				57.24	514100	EVC19347	MAINT 05/30 - 06/05/11	Jun-2011
9,529	Other	EVANS CONSTRUCTION CO INC				57.24	514100	EVC19347	MAINT 05/30 - 06/05/11	Jun-2011
9,530	Other	EVANS CONSTRUCTION CO INC				57.24	514100	EVC19347	MAINT 05/30 - 06/05/11	Jun-2011
9,531	Other	EVANS CONSTRUCTION CO INC				57.24	542100	EVC19347	MAINT 05/30 - 06/05/11	Jun-2011
9,532	Other	EVANS CONSTRUCTION CO INC				57.24	545100	EVC19347	MAINT 05/30 - 06/05/11	Jun-2011
9,533	Other	EVANS CONSTRUCTION CO INC				42.93	514100	EVC19347	MAINT 05/30 - 06/05/11	Jun-2011
9,534	Other	EVANS CONSTRUCTION CO INC				42.93	514100	EVC19347	MAINT 05/30 - 06/05/11	Jun-2011
9,535	Other	EVANS CONSTRUCTION CO INC				42.93	514100	EVC19347	MAINT 05/30 - 06/05/11	Jun-2011
9,536	Other	EVANS CONSTRUCTION CO INC				42.93	545100	EVC19347	MAINT 05/30 - 06/05/11	Jun-2011
9,537	Other	EVANS CONSTRUCTION CO INC				33.41	512017	EVC19347	MAINT 05/30 - 06/05/11	Jun-2011
9,538	Other	EVANS CONSTRUCTION CO INC				33.41	512017	EVC19347	MAINT 05/30 - 06/05/11	Jun-2011
9,539	Other	EVANS CONSTRUCTION CO INC				28.62	513100	EVC19347	MAINT 05/30 - 06/05/11	Jun-2011
9,540	Other	EVANS CONSTRUCTION CO INC				28.62	514100	EVC19347	MAINT 05/30 - 06/05/11	Jun-2011
9,541	Other	EVANS CONSTRUCTION CO INC				28.62	514100	EVC19347	MAINT 05/30 - 06/05/11	Jun-2011
9,542	Other	EVANS CONSTRUCTION CO INC				28.62	544100	EVC19347	MAINT 05/30 - 06/05/11	Jun-2011
9,543	Other	EVANS CONSTRUCTION CO INC				28.62	544100	EVC19347	MAINT 05/30 - 06/05/11	Jun-2011
9,544	Other	EVANS CONSTRUCTION CO INC				25.92	511100	EVC19347	MAINT 05/30 - 06/05/11	Jun-2011
9,545	Other	EVANS CONSTRUCTION CO INC				1,615.15	511100	EVC19349	PAYMENT OF INVOICE #EVC19349--GHENT FACILITY MAINTENANCE FOR THE PERIOD 6/6 THRU 6/12/11	Jun-2011
9,546	Other	EVANS CONSTRUCTION CO INC				1,150.68	511100	EVC19349	PAYMENT OF INVOICE #EVC19349--GHENT FACILITY MAINTENANCE FOR THE PERIOD 6/6 THRU 6/12/11	Jun-2011
9,547	Other	EVANS CONSTRUCTION CO INC				570.01	511100	EVC19349	PAYMENT OF INVOICE #EVC19349--GHENT FACILITY MAINTENANCE FOR THE PERIOD 6/6 THRU 6/12/11	Jun-2011
9,548	Other	EVANS CONSTRUCTION CO INC				335.46	512005	EVC19349	PAYMENT OF INVOICE #EVC19349--GHENT FACILITY MAINTENANCE FOR THE PERIOD 6/6 THRU 6/12/11	Jun-2011
9,549	Other	EVANS CONSTRUCTION CO INC				302.73	511100	EVC19349	PAYMENT OF INVOICE #EVC19349--GHENT FACILITY MAINTENANCE FOR THE PERIOD 6/6 THRU 6/12/11	Jun-2011

KENTUCKY UTILITIES COMPANY
Case No. 2012- 00221
Analysis of Professional Services Expenses For the Test Year

(A)	(B)	(C)	(D)	(E)	(F)	(G)	(H)	(I)		
Line No.	Type	Vendor	Rate Case	Audit	Other	Total	Account	Invoice	Description	Period
9,550	Other	EVANS CONSTRUCTION CO INC				191.52	512005	EVC19349	PAYMENT OF INVOICE #EVC19349--GHENT FACILITY MAINTENANCE FOR THE PERIOD 6/6 THRU 6/12/11	Jun-2011
9,551	Other	EVANS CONSTRUCTION CO INC				191.52	513100	EVC19349	PAYMENT OF INVOICE #EVC19349--GHENT FACILITY MAINTENANCE FOR THE PERIOD 6/6 THRU 6/12/11	Jun-2011
9,552	Other	EVANS CONSTRUCTION CO INC				191.52	513100	EVC19349	PAYMENT OF INVOICE #EVC19349--GHENT FACILITY MAINTENANCE FOR THE PERIOD 6/6 THRU 6/12/11	Jun-2011
9,553	Other	EVANS CONSTRUCTION CO INC				153.94	513100	EVC19349	PAYMENT OF INVOICE #EVC19349--GHENT FACILITY MAINTENANCE FOR THE PERIOD 6/6 THRU 6/12/11	Jun-2011
9,554	Other	EVANS CONSTRUCTION CO INC				103.04	511100	EVC19349	PAYMENT OF INVOICE #EVC19349--GHENT FACILITY MAINTENANCE FOR THE PERIOD 6/6 THRU 6/12/11	Jun-2011
9,555	Other	EVANS CONSTRUCTION CO INC				84.83	511100	EVC19349	PAYMENT OF INVOICE #EVC19349--GHENT FACILITY MAINTENANCE FOR THE PERIOD 6/6 THRU 6/12/11	Jun-2011
9,556	Other	EVANS CONSTRUCTION CO INC				79.55	512017	EVC19349	PAYMENT OF INVOICE #EVC19349--GHENT FACILITY MAINTENANCE FOR THE PERIOD 6/6 THRU 6/12/11	Jun-2011
9,557	Other	EVANS CONSTRUCTION CO INC				66.82	514100	EVC19349	PAYMENT OF INVOICE #EVC19349--GHENT FACILITY MAINTENANCE FOR THE PERIOD 6/6 THRU 6/12/11	Jun-2011
9,558	Other	EVANS CONSTRUCTION CO INC				53.03	512017	EVC19349	PAYMENT OF INVOICE #EVC19349--GHENT FACILITY MAINTENANCE FOR THE PERIOD 6/6 THRU 6/12/11	Jun-2011
9,559	Other	EVANS CONSTRUCTION CO INC				53.03	512017	EVC19349	PAYMENT OF INVOICE #EVC19349--GHENT FACILITY MAINTENANCE FOR THE PERIOD 6/6 THRU 6/12/11	Jun-2011
9,560	Other	EVANS CONSTRUCTION CO INC				53.03	514100	EVC19349	PAYMENT OF INVOICE #EVC19349--GHENT FACILITY MAINTENANCE FOR THE PERIOD 6/6 THRU 6/12/11	Jun-2011
9,561	Other	EVANS CONSTRUCTION CO INC				53.03	514100	EVC19349	PAYMENT OF INVOICE #EVC19349--GHENT FACILITY MAINTENANCE FOR THE PERIOD 6/6 THRU 6/12/11	Jun-2011
9,562	Other	EVANS CONSTRUCTION CO INC				51.52	512100	EVC19349	PAYMENT OF INVOICE #EVC19349--GHENT FACILITY MAINTENANCE FOR THE PERIOD 6/6 THRU 6/12/11	Jun-2011
9,563	Other	EVANS CONSTRUCTION CO INC				49.39	511100	EVC19349	PAYMENT OF INVOICE #EVC19349--GHENT FACILITY MAINTENANCE FOR THE PERIOD 6/6 THRU 6/12/11	Jun-2011
9,564	Other	EVANS CONSTRUCTION CO INC				40.31	514100	EVC19349	PAYMENT OF INVOICE #EVC19349--GHENT FACILITY MAINTENANCE FOR THE PERIOD 6/6 THRU 6/12/11	Jun-2011
9,565	Other	EVANS CONSTRUCTION CO INC				3,146.91	502003	EVC19351	GHENT OUTSIDE MAINTENANCE FOR THE PERIOD 6/6/11 THRU 6/12/11	Jun-2011
9,566	Other	EVANS CONSTRUCTION CO INC				3,047.04	511100	EVC19351	GHENT OUTSIDE MAINTENANCE FOR THE PERIOD 6/6/11 THRU 6/12/11	Jun-2011
9,567	Other	EVANS CONSTRUCTION CO INC				780.48	511100	EVC19351	GHENT OUTSIDE MAINTENANCE FOR THE PERIOD 6/6/11 THRU 6/12/11	Jun-2011
9,568	Other	EVANS CONSTRUCTION CO INC				777.60	512017	EVC19351	GHENT OUTSIDE MAINTENANCE FOR THE PERIOD 6/6/11 THRU 6/12/11	Jun-2011
9,569	Other	EVANS CONSTRUCTION CO INC				776.60	511100	EVC19351	GHENT OUTSIDE MAINTENANCE FOR THE PERIOD 6/6/11 THRU 6/12/11	Jun-2011
9,570	Other	EVANS CONSTRUCTION CO INC				617.29	511100	EVC19351	GHENT OUTSIDE MAINTENANCE FOR THE PERIOD 6/6/11 THRU 6/12/11	Jun-2011
9,571	Other	EVANS CONSTRUCTION CO INC				365.74	511100	EVC19351	GHENT OUTSIDE MAINTENANCE FOR THE PERIOD 6/6/11 THRU 6/12/11	Jun-2011
9,572	Other	EVANS CONSTRUCTION CO INC				357.12	512100	EVC19351	GHENT OUTSIDE MAINTENANCE FOR THE PERIOD 6/6/11 THRU 6/12/11	Jun-2011
9,573	Other	EVANS CONSTRUCTION CO INC				338.72	512100	EVC19351	GHENT OUTSIDE MAINTENANCE FOR THE PERIOD 6/6/11 THRU 6/12/11	Jun-2011
9,574	Other	EVANS CONSTRUCTION CO INC				238.08	512100	EVC19351	GHENT OUTSIDE MAINTENANCE FOR THE PERIOD 6/6/11 THRU 6/12/11	Jun-2011
9,575	Other	EVANS CONSTRUCTION CO INC				238.08	512100	EVC19351	GHENT OUTSIDE MAINTENANCE FOR THE PERIOD 6/6/11 THRU 6/12/11	Jun-2011
9,576	Other	EVANS CONSTRUCTION CO INC				204.00	512017	EVC19351	GHENT OUTSIDE MAINTENANCE FOR THE PERIOD 6/6/11 THRU 6/12/11	Jun-2011
9,577	Other	EVANS CONSTRUCTION CO INC				119.04	512100	EVC19351	GHENT OUTSIDE MAINTENANCE FOR THE PERIOD 6/6/11 THRU 6/12/11	Jun-2011
9,578	Other	EVANS CONSTRUCTION CO INC				119.04	512100	EVC19351	GHENT OUTSIDE MAINTENANCE FOR THE PERIOD 6/6/11 THRU 6/12/11	Jun-2011
9,579	Other	EVANS CONSTRUCTION CO INC				119.04	512100	EVC19351	GHENT OUTSIDE MAINTENANCE FOR THE PERIOD 6/6/11 THRU 6/12/11	Jun-2011
9,580	Other	EVANS CONSTRUCTION CO INC				18,246.68	511100	EVC19352	PAYMENT OF INVOICE #EVC19352-GHENT JANITORIAL FOR JUNE 2011	Jun-2011
9,581	Other	EVANS CONSTRUCTION CO INC				5,991.45	511100	EVC19352	PAYMENT OF INVOICE #EVC19352-GHENT JANITORIAL FOR JUNE 2011	Jun-2011
9,582	Other	EVANS CONSTRUCTION CO INC				2,995.73	511100	EVC19352	PAYMENT OF INVOICE #EVC19352-GHENT JANITORIAL FOR JUNE 2011	Jun-2011
9,583	Other	EVANS CONSTRUCTION CO INC				1,567.77	511100	EVC19352	PAYMENT OF INVOICE #EVC19352-GHENT JANITORIAL FOR JUNE 2011	Jun-2011
9,584	Other	EVANS CONSTRUCTION CO INC				586.71	552100	EVC19354	CT SITE MAINT 06/06 - 06/12/11	JUL-2011
9,585	Other	EVANS CONSTRUCTION CO INC				186.03	554100	EVC19354	CT SITE MAINT 06/06 - 06/12/11	JUL-2011
9,586	Other	EVANS CONSTRUCTION CO INC				143.10	553100	EVC19354	CT SITE MAINT 06/06 - 06/12/11	JUL-2011
9,587	Other	EVANS CONSTRUCTION CO INC				28.62	553100	EVC19354	CT SITE MAINT 06/06 - 06/12/11	JUL-2011
9,588	Other	EVANS CONSTRUCTION CO INC				28.62	554100	EVC19354	CT SITE MAINT 06/06 - 06/12/11	JUL-2011
9,589	Other	EVANS CONSTRUCTION CO INC				14.31	552100	EVC19354	CT SITE MAINT 06/06 - 06/12/11	JUL-2011
9,590	Other	EVANS CONSTRUCTION CO INC				14.31	553100	EVC19354	CT SITE MAINT 06/06 - 06/12/11	JUL-2011
9,591	Other	EVANS CONSTRUCTION CO INC				14.31	553100	EVC19354	CT SITE MAINT 06/06 - 06/12/11	JUL-2011
9,592	Other	EVANS CONSTRUCTION CO INC				14.31	553100	EVC19354	CT SITE MAINT 06/06 - 06/12/11	JUL-2011
9,593	Other	EVANS CONSTRUCTION CO INC				14.31	553100	EVC19354	CT SITE MAINT 06/06 - 06/12/11	JUL-2011
9,594	Other	EVANS CONSTRUCTION CO INC				14.31	553100	EVC19354	CT SITE MAINT 06/06 - 06/12/11	JUL-2011

KENTUCKY UTILITIES COMPANY
Case No. 2012- 00221
Analysis of Professional Services Expenses For the Test Year

(A)	(B)	(C)	(D)	(E)	(F)	(G)	(H)	(I)		
Line No.	Type	Vendor	Rate Case	Audit	Other	Total	Account	Invoice	Description	Period
9,595	Other	EVANS CONSTRUCTION CO INC				14.31	553100	EVC19354	CT SITE MAINT 06/06 - 06/12/11	JUL-2011
9,596	Other	EVANS CONSTRUCTION CO INC				14.31	553100	EVC19354	CT SITE MAINT 06/06 - 06/12/11	JUL-2011
9,597	Other	EVANS CONSTRUCTION CO INC				14.31	553100	EVC19354	CT SITE MAINT 06/06 - 06/12/11	JUL-2011
9,598	Other	EVANS CONSTRUCTION CO INC				14.31	553100	EVC19354	CT SITE MAINT 06/06 - 06/12/11	JUL-2011
9,599	Other	EVANS CONSTRUCTION CO INC				14.31	553100	EVC19354	CT SITE MAINT 06/06 - 06/12/11	JUL-2011
9,600	Other	EVANS CONSTRUCTION CO INC				14.31	553100	EVC19354	CT SITE MAINT 06/06 - 06/12/11	JUL-2011
9,601	Other	EVANS CONSTRUCTION CO INC				1,964.91	511100	EVC19355	MAINTENANCE 06/06 - 06/12/11	JUL-2011
9,602	Other	EVANS CONSTRUCTION CO INC				1,436.27	512017	EVC19355	MAINTENANCE 06/06 - 06/12/11	JUL-2011
9,603	Other	EVANS CONSTRUCTION CO INC				1,273.59	542100	EVC19355	MAINTENANCE 06/06 - 06/12/11	JUL-2011
9,604	Other	EVANS CONSTRUCTION CO INC				812.57	511100	EVC19355	MAINTENANCE 06/06 - 06/12/11	JUL-2011
9,605	Other	EVANS CONSTRUCTION CO INC				372.06	544100	EVC19355	MAINTENANCE 06/06 - 06/12/11	JUL-2011
9,606	Other	EVANS CONSTRUCTION CO INC				310.15	512017	EVC19355	MAINTENANCE 06/06 - 06/12/11	JUL-2011
9,607	Other	EVANS CONSTRUCTION CO INC				228.96	542100	EVC19355	MAINTENANCE 06/06 - 06/12/11	JUL-2011
9,608	Other	EVANS CONSTRUCTION CO INC				186.09	512017	EVC19355	MAINTENANCE 06/06 - 06/12/11	JUL-2011
9,609	Other	EVANS CONSTRUCTION CO INC				186.09	512017	EVC19355	MAINTENANCE 06/06 - 06/12/11	JUL-2011
9,610	Other	EVANS CONSTRUCTION CO INC				186.03	512100	EVC19355	MAINTENANCE 06/06 - 06/12/11	JUL-2011
9,611	Other	EVANS CONSTRUCTION CO INC				171.72	514100	EVC19355	MAINTENANCE 06/06 - 06/12/11	JUL-2011
9,612	Other	EVANS CONSTRUCTION CO INC				143.10	512100	EVC19355	MAINTENANCE 06/06 - 06/12/11	JUL-2011
9,613	Other	EVANS CONSTRUCTION CO INC				124.06	511100	EVC19355	MAINTENANCE 06/06 - 06/12/11	JUL-2011
9,614	Other	EVANS CONSTRUCTION CO INC				114.48	542100	EVC19355	MAINTENANCE 06/06 - 06/12/11	JUL-2011
9,615	Other	EVANS CONSTRUCTION CO INC				110.81	512005	EVC19355	MAINTENANCE 06/06 - 06/12/11	JUL-2011
9,616	Other	EVANS CONSTRUCTION CO INC				100.17	511100	EVC19355	MAINTENANCE 06/06 - 06/12/11	JUL-2011
9,617	Other	EVANS CONSTRUCTION CO INC				100.17	512100	EVC19355	MAINTENANCE 06/06 - 06/12/11	JUL-2011
9,618	Other	EVANS CONSTRUCTION CO INC				100.17	542100	EVC19355	MAINTENANCE 06/06 - 06/12/11	JUL-2011
9,619	Other	EVANS CONSTRUCTION CO INC				85.86	512100	EVC19355	MAINTENANCE 06/06 - 06/12/11	JUL-2011
9,620	Other	EVANS CONSTRUCTION CO INC				85.86	514100	EVC19355	MAINTENANCE 06/06 - 06/12/11	JUL-2011
9,621	Other	EVANS CONSTRUCTION CO INC				76.27	544100	EVC19355	MAINTENANCE 06/06 - 06/12/11	JUL-2011
9,622	Other	EVANS CONSTRUCTION CO INC				71.55	512100	EVC19355	MAINTENANCE 06/06 - 06/12/11	JUL-2011
9,623	Other	EVANS CONSTRUCTION CO INC				71.55	512100	EVC19355	MAINTENANCE 06/06 - 06/12/11	JUL-2011
9,624	Other	EVANS CONSTRUCTION CO INC				71.55	513100	EVC19355	MAINTENANCE 06/06 - 06/12/11	JUL-2011
9,625	Other	EVANS CONSTRUCTION CO INC				62.03	512017	EVC19355	MAINTENANCE 06/06 - 06/12/11	JUL-2011
9,626	Other	EVANS CONSTRUCTION CO INC				62.03	512017	EVC19355	MAINTENANCE 06/06 - 06/12/11	JUL-2011
9,627	Other	EVANS CONSTRUCTION CO INC				57.24	511100	EVC19355	MAINTENANCE 06/06 - 06/12/11	JUL-2011
9,628	Other	EVANS CONSTRUCTION CO INC				57.24	513100	EVC19355	MAINTENANCE 06/06 - 06/12/11	JUL-2011
9,629	Other	EVANS CONSTRUCTION CO INC				57.24	514100	EVC19355	MAINTENANCE 06/06 - 06/12/11	JUL-2011
9,630	Other	EVANS CONSTRUCTION CO INC				57.24	542100	EVC19355	MAINTENANCE 06/06 - 06/12/11	JUL-2011
9,631	Other	EVANS CONSTRUCTION CO INC				57.24	544100	EVC19355	MAINTENANCE 06/06 - 06/12/11	JUL-2011
9,632	Other	EVANS CONSTRUCTION CO INC				57.24	545100	EVC19355	MAINTENANCE 06/06 - 06/12/11	JUL-2011
9,633	Other	EVANS CONSTRUCTION CO INC				42.93	511100	EVC19355	MAINTENANCE 06/06 - 06/12/11	JUL-2011
9,634	Other	EVANS CONSTRUCTION CO INC				42.93	514100	EVC19355	MAINTENANCE 06/06 - 06/12/11	JUL-2011
9,635	Other	EVANS CONSTRUCTION CO INC				42.93	514100	EVC19355	MAINTENANCE 06/06 - 06/12/11	JUL-2011
9,636	Other	EVANS CONSTRUCTION CO INC				28.62	512100	EVC19355	MAINTENANCE 06/06 - 06/12/11	JUL-2011
9,637	Other	EVANS CONSTRUCTION CO INC				28.62	513100	EVC19355	MAINTENANCE 06/06 - 06/12/11	JUL-2011
9,638	Other	EVANS CONSTRUCTION CO INC				28.62	514100	EVC19355	MAINTENANCE 06/06 - 06/12/11	JUL-2011
9,639	Other	EVANS CONSTRUCTION CO INC				28.62	514100	EVC19355	MAINTENANCE 06/06 - 06/12/11	JUL-2011
9,640	Other	EVANS CONSTRUCTION CO INC				28.62	514100	EVC19355	MAINTENANCE 06/06 - 06/12/11	JUL-2011
9,641	Other	EVANS CONSTRUCTION CO INC				28.62	514100	EVC19355	MAINTENANCE 06/06 - 06/12/11	JUL-2011
9,642	Other	EVANS CONSTRUCTION CO INC				28.62	514100	EVC19355	MAINTENANCE 06/06 - 06/12/11	JUL-2011
9,643	Other	EVANS CONSTRUCTION CO INC				28.62	544100	EVC19355	MAINTENANCE 06/06 - 06/12/11	JUL-2011
9,644	Other	EVANS CONSTRUCTION CO INC				28.62	544100	EVC19355	MAINTENANCE 06/06 - 06/12/11	JUL-2011
9,645	Other	EVANS CONSTRUCTION CO INC				28.62	544100	EVC19355	MAINTENANCE 06/06 - 06/12/11	JUL-2011
9,646	Other	EVANS CONSTRUCTION CO INC				14.31	511100	EVC19355	MAINTENANCE 06/06 - 06/12/11	JUL-2011
9,647	Other	EVANS CONSTRUCTION CO INC				14.31	511100	EVC19355	MAINTENANCE 06/06 - 06/12/11	JUL-2011
9,648	Other	EVANS CONSTRUCTION CO INC				14.31	512100	EVC19355	MAINTENANCE 06/06 - 06/12/11	JUL-2011
9,649	Other	EVANS CONSTRUCTION CO INC				14.31	512100	EVC19355	MAINTENANCE 06/06 - 06/12/11	JUL-2011
9,650	Other	EVANS CONSTRUCTION CO INC				14.31	513100	EVC19355	MAINTENANCE 06/06 - 06/12/11	JUL-2011
9,651	Other	EVANS CONSTRUCTION CO INC				14.31	513100	EVC19355	MAINTENANCE 06/06 - 06/12/11	JUL-2011
9,652	Other	EVANS CONSTRUCTION CO INC				14.31	513100	EVC19355	MAINTENANCE 06/06 - 06/12/11	JUL-2011
9,653	Other	EVANS CONSTRUCTION CO INC				14.31	513100	EVC19355	MAINTENANCE 06/06 - 06/12/11	JUL-2011
9,654	Other	EVANS CONSTRUCTION CO INC				14.31	513100	EVC19355	MAINTENANCE 06/06 - 06/12/11	JUL-2011

KENTUCKY UTILITIES COMPANY
Case No. 2012- 00221
Analysis of Professional Services Expenses For the Test Year

(A)	(B)	(C)	(D)	(E)	(F)	(G)	(H)	(I)		
Line No.	Type	Vendor	Rate Case	Audit	Other	Total	Account	Invoice	Description	Period
9,655	Other	EVANS CONSTRUCTION CO INC				14.31	545100	EVC19355	MAINTENANCE 06/06 - 06/12/11	JUL-2011
9,656	Other	EVANS CONSTRUCTION CO INC				1,742.13	511100	EVC19356	GHENT FACILITY MAINTENANCE FOR PERIOD OF 6/13 - 6/19/11	JUL-2011
9,657	Other	EVANS CONSTRUCTION CO INC				1,060.60	511100	EVC19356	GHENT FACILITY MAINTENANCE FOR PERIOD OF 6/13 - 6/19/11	JUL-2011
9,658	Other	EVANS CONSTRUCTION CO INC				848.48	511100	EVC19356	GHENT FACILITY MAINTENANCE FOR PERIOD OF 6/13 - 6/19/11	JUL-2011
9,659	Other	EVANS CONSTRUCTION CO INC				406.98	512102	EVC19356	GHENT FACILITY MAINTENANCE FOR PERIOD OF 6/13 - 6/19/11	JUL-2011
9,660	Other	EVANS CONSTRUCTION CO INC				76.97	511100	EVC19356	GHENT FACILITY MAINTENANCE FOR PERIOD OF 6/13 - 6/19/11	JUL-2011
9,661	Other	EVANS CONSTRUCTION CO INC				3,238.99	502003	EVC19358	GHENT OUTSIDE MAINTENANCE FOR PERIOD OF 6/13 - 6/19/11	JUL-2011
9,662	Other	EVANS CONSTRUCTION CO INC				2,711.00	511100	EVC19358	GHENT OUTSIDE MAINTENANCE FOR PERIOD OF 6/13 - 6/19/11	JUL-2011
9,663	Other	EVANS CONSTRUCTION CO INC				1,793.28	511100	EVC19358	GHENT OUTSIDE MAINTENANCE FOR PERIOD OF 6/13 - 6/19/11	JUL-2011
9,664	Other	EVANS CONSTRUCTION CO INC				592.02	511100	EVC19358	GHENT OUTSIDE MAINTENANCE FOR PERIOD OF 6/13 - 6/19/11	JUL-2011
9,665	Other	EVANS CONSTRUCTION CO INC				583.34	511100	EVC19358	GHENT OUTSIDE MAINTENANCE FOR PERIOD OF 6/13 - 6/19/11	JUL-2011
9,666	Other	EVANS CONSTRUCTION CO INC				430.43	511100	EVC19358	GHENT OUTSIDE MAINTENANCE FOR PERIOD OF 6/13 - 6/19/11	JUL-2011
9,667	Other	EVANS CONSTRUCTION CO INC				357.12	512005	EVC19358	GHENT OUTSIDE MAINTENANCE FOR PERIOD OF 6/13 - 6/19/11	JUL-2011
9,668	Other	EVANS CONSTRUCTION CO INC				300.00	511100	EVC19358	GHENT OUTSIDE MAINTENANCE FOR PERIOD OF 6/13 - 6/19/11	JUL-2011
9,669	Other	EVANS CONSTRUCTION CO INC				252.00	511100	EVC19358	GHENT OUTSIDE MAINTENANCE FOR PERIOD OF 6/13 - 6/19/11	JUL-2011
9,670	Other	EVANS CONSTRUCTION CO INC				252.00	511100	EVC19358	GHENT OUTSIDE MAINTENANCE FOR PERIOD OF 6/13 - 6/19/11	JUL-2011
9,671	Other	EVANS CONSTRUCTION CO INC				238.08	511100	EVC19358	GHENT OUTSIDE MAINTENANCE FOR PERIOD OF 6/13 - 6/19/11	JUL-2011
9,672	Other	EVANS CONSTRUCTION CO INC				238.08	511100	EVC19358	GHENT OUTSIDE MAINTENANCE FOR PERIOD OF 6/13 - 6/19/11	JUL-2011
9,673	Other	EVANS CONSTRUCTION CO INC				238.08	512100	EVC19358	GHENT OUTSIDE MAINTENANCE FOR PERIOD OF 6/13 - 6/19/11	JUL-2011
9,674	Other	EVANS CONSTRUCTION CO INC				238.08	512100	EVC19358	GHENT OUTSIDE MAINTENANCE FOR PERIOD OF 6/13 - 6/19/11	JUL-2011
9,675	Other	EVANS CONSTRUCTION CO INC				204.00	511100	EVC19358	GHENT OUTSIDE MAINTENANCE FOR PERIOD OF 6/13 - 6/19/11	JUL-2011
9,676	Other	EVANS CONSTRUCTION CO INC				119.04	512100	EVC19358	GHENT OUTSIDE MAINTENANCE FOR PERIOD OF 6/13 - 6/19/11	JUL-2011
9,677	Other	EVANS CONSTRUCTION CO INC				91.21	511100	EVC19358	GHENT OUTSIDE MAINTENANCE FOR PERIOD OF 6/13 - 6/19/11	JUL-2011
9,678	Other	EVANS CONSTRUCTION CO INC				601.02	553100	EVC19360	CT SITE MAINT 06/13 - 06/19/11	JUL-2011
9,679	Other	EVANS CONSTRUCTION CO INC				186.03	552100	EVC19360	CT SITE MAINT 06/13 - 06/19/11	JUL-2011
9,680	Other	EVANS CONSTRUCTION CO INC				143.10	554100	EVC19360	CT SITE MAINT 06/13 - 06/19/11	JUL-2011
9,681	Other	EVANS CONSTRUCTION CO INC				128.79	552100	EVC19360	CT SITE MAINT 06/13 - 06/19/11	JUL-2011
9,682	Other	EVANS CONSTRUCTION CO INC				1,766.31	511100	EVC19361	MAINT 06/13 - 06/19/11	JUL-2011
9,683	Other	EVANS CONSTRUCTION CO INC				1,210.54	511100	EVC19361	MAINT 06/13 - 06/19/11	JUL-2011
9,684	Other	EVANS CONSTRUCTION CO INC				951.30	511100	EVC19361	MAINT 06/13 - 06/19/11	JUL-2011
9,685	Other	EVANS CONSTRUCTION CO INC				701.61	512017	EVC19361	MAINT 06/13 - 06/19/11	JUL-2011
9,686	Other	EVANS CONSTRUCTION CO INC				686.88	511100	EVC19361	MAINT 06/13 - 06/19/11	JUL-2011
9,687	Other	EVANS CONSTRUCTION CO INC				472.23	511100	EVC19361	MAINT 06/13 - 06/19/11	JUL-2011
9,688	Other	EVANS CONSTRUCTION CO INC				310.15	512017	EVC19361	MAINT 06/13 - 06/19/11	JUL-2011
9,689	Other	EVANS CONSTRUCTION CO INC				300.51	513100	EVC19361	MAINT 06/13 - 06/19/11	JUL-2011
9,690	Other	EVANS CONSTRUCTION CO INC				257.58	513100	EVC19361	MAINT 06/13 - 06/19/11	JUL-2011
9,691	Other	EVANS CONSTRUCTION CO INC				228.96	512100	EVC19361	MAINT 06/13 - 06/19/11	JUL-2011
9,692	Other	EVANS CONSTRUCTION CO INC				162.26	512017	EVC19361	MAINT 06/13 - 06/19/11	JUL-2011
9,693	Other	EVANS CONSTRUCTION CO INC				157.41	512100	EVC19361	MAINT 06/13 - 06/19/11	JUL-2011
9,694	Other	EVANS CONSTRUCTION CO INC				147.74	511100	EVC19361	MAINT 06/13 - 06/19/11	JUL-2011
9,695	Other	EVANS CONSTRUCTION CO INC				143.10	545100	EVC19361	MAINT 06/13 - 06/19/11	JUL-2011
9,696	Other	EVANS CONSTRUCTION CO INC				110.19	511100	EVC19361	MAINT 06/13 - 06/19/11	JUL-2011
9,697	Other	EVANS CONSTRUCTION CO INC				100.17	512100	EVC19361	MAINT 06/13 - 06/19/11	JUL-2011
9,698	Other	EVANS CONSTRUCTION CO INC				100.17	513100	EVC19361	MAINT 06/13 - 06/19/11	JUL-2011
9,699	Other	EVANS CONSTRUCTION CO INC				85.86	512100	EVC19361	MAINT 06/13 - 06/19/11	JUL-2011
9,700	Other	EVANS CONSTRUCTION CO INC				62.03	511100	EVC19361	MAINT 06/13 - 06/19/11	JUL-2011
9,701	Other	EVANS CONSTRUCTION CO INC				62.03	512017	EVC19361	MAINT 06/13 - 06/19/11	JUL-2011
9,702	Other	EVANS CONSTRUCTION CO INC				62.03	512017	EVC19361	MAINT 06/13 - 06/19/11	JUL-2011
9,703	Other	EVANS CONSTRUCTION CO INC				57.24	512100	EVC19361	MAINT 06/13 - 06/19/11	JUL-2011
9,704	Other	EVANS CONSTRUCTION CO INC				57.24	512100	EVC19361	MAINT 06/13 - 06/19/11	JUL-2011
9,705	Other	EVANS CONSTRUCTION CO INC				57.24	542100	EVC19361	MAINT 06/13 - 06/19/11	JUL-2011
9,706	Other	EVANS CONSTRUCTION CO INC				28.62	513100	EVC19361	MAINT 06/13 - 06/19/11	JUL-2011
9,707	Other	EVANS CONSTRUCTION CO INC				28.62	514100	EVC19361	MAINT 06/13 - 06/19/11	JUL-2011
9,708	Other	EVANS CONSTRUCTION CO INC				28.62	514100	EVC19361	MAINT 06/13 - 06/19/11	JUL-2011
9,709	Other	EVANS CONSTRUCTION CO INC				28.62	542100	EVC19361	MAINT 06/13 - 06/19/11	JUL-2011
9,710	Other	EVANS CONSTRUCTION CO INC				14.31	513100	EVC19361	MAINT 06/13 - 06/19/11	JUL-2011
9,711	Other	EVANS CONSTRUCTION CO INC				1,332.61	511100	EVC19362	PAYMENT OF INVOICE #EVC19362--GHENT FACILITY MAINTENANCE FOR THE PERIOD 6/20 THRU 6/26/11	JUL-2011
9,712	Other	EVANS CONSTRUCTION CO INC				1,143.38	511100	EVC19362	PAYMENT OF INVOICE #EVC19362--GHENT FACILITY MAINTENANCE FOR THE PERIOD 6/20 THRU 6/26/11	JUL-2011

KENTUCKY UTILITIES COMPANY
Case No. 2012- 00221
Analysis of Professional Services Expenses For the Test Year

(A)	(B)	(C)	(D)	(E)	(F)	(G)	(H)	(I)		
Line No.	Type	Vendor	Rate Case	Audit	Other	Total	Account	Invoice	Description	Period
9,713	Other	EVANS CONSTRUCTION CO INC				622.44	511100	EVC19362	PAYMENT OF INVOICE #EVC19362--GHENT FACILITY MAINTENANCE FOR THE PERIOD 6/20 THRU 6/26/11	JUL-2011
9,714	Other	EVANS CONSTRUCTION CO INC				492.30	511100	EVC19362	PAYMENT OF INVOICE #EVC19362--GHENT FACILITY MAINTENANCE FOR THE PERIOD 6/20 THRU 6/26/11	JUL-2011
9,715	Other	EVANS CONSTRUCTION CO INC				384.85	511100	EVC19362	PAYMENT OF INVOICE #EVC19362--GHENT FACILITY MAINTENANCE FOR THE PERIOD 6/20 THRU 6/26/11	JUL-2011
9,716	Other	EVANS CONSTRUCTION CO INC				383.04	512100	EVC19362	PAYMENT OF INVOICE #EVC19362--GHENT FACILITY MAINTENANCE FOR THE PERIOD 6/20 THRU 6/26/11	JUL-2011
9,717	Other	EVANS CONSTRUCTION CO INC				191.52	512005	EVC19362	PAYMENT OF INVOICE #EVC19362--GHENT FACILITY MAINTENANCE FOR THE PERIOD 6/20 THRU 6/26/11	JUL-2011
9,718	Other	EVANS CONSTRUCTION CO INC				155.61	511100	EVC19362	PAYMENT OF INVOICE #EVC19362--GHENT FACILITY MAINTENANCE FOR THE PERIOD 6/20 THRU 6/26/11	JUL-2011
9,719	Other	EVANS CONSTRUCTION CO INC				153.94	511100	EVC19362	PAYMENT OF INVOICE #EVC19362--GHENT FACILITY MAINTENANCE FOR THE PERIOD 6/20 THRU 6/26/11	JUL-2011
9,720	Other	EVANS CONSTRUCTION CO INC				76.97	512005	EVC19362	PAYMENT OF INVOICE #EVC19362--GHENT FACILITY MAINTENANCE FOR THE PERIOD 6/20 THRU 6/26/11	JUL-2011
9,721	Other	EVANS CONSTRUCTION CO INC				76.97	512005	EVC19362	PAYMENT OF INVOICE #EVC19362--GHENT FACILITY MAINTENANCE FOR THE PERIOD 6/20 THRU 6/26/11	JUL-2011
9,722	Other	EVANS CONSTRUCTION CO INC				76.97	512100	EVC19362	PAYMENT OF INVOICE #EVC19362--GHENT FACILITY MAINTENANCE FOR THE PERIOD 6/20 THRU 6/26/11	JUL-2011
9,723	Other	EVANS CONSTRUCTION CO INC				76.97	514100	EVC19362	PAYMENT OF INVOICE #EVC19362--GHENT FACILITY MAINTENANCE FOR THE PERIOD 6/20 THRU 6/26/11	JUL-2011
9,724	Other	EVANS CONSTRUCTION CO INC				47.88	514100	EVC19362	PAYMENT OF INVOICE #EVC19362--GHENT FACILITY MAINTENANCE FOR THE PERIOD 6/20 THRU 6/26/11	JUL-2011
9,725	Other	EVANS CONSTRUCTION CO INC				23.94	512102	EVC19362	PAYMENT OF INVOICE #EVC19362--GHENT FACILITY MAINTENANCE FOR THE PERIOD 6/20 THRU 6/26/11	JUL-2011
9,726	Other	EVANS CONSTRUCTION CO INC				2,808.96	513100	EVC19364	PAYMENT OF INVOICE #EVC19364--GHENT OUTSIDE MAINTENANCE FOR THE PERIOD 6/20 THRU 6/26/11	JUL-2011
9,727	Other	EVANS CONSTRUCTION CO INC				2,692.27	502003	EVC19364	PAYMENT OF INVOICE #EVC19364--GHENT OUTSIDE MAINTENANCE FOR THE PERIOD 6/20 THRU 6/26/11	JUL-2011
9,728	Other	EVANS CONSTRUCTION CO INC				1,052.48	512005	EVC19364	PAYMENT OF INVOICE #EVC19364--GHENT OUTSIDE MAINTENANCE FOR THE PERIOD 6/20 THRU 6/26/11	JUL-2011
9,729	Other	EVANS CONSTRUCTION CO INC				963.16	513100	EVC19364	PAYMENT OF INVOICE #EVC19364--GHENT OUTSIDE MAINTENANCE FOR THE PERIOD 6/20 THRU 6/26/11	JUL-2011
9,730	Other	EVANS CONSTRUCTION CO INC				727.52	512100	EVC19364	PAYMENT OF INVOICE #EVC19364--GHENT OUTSIDE MAINTENANCE FOR THE PERIOD 6/20 THRU 6/26/11	JUL-2011
9,731	Other	EVANS CONSTRUCTION CO INC				489.44	511100	EVC19364	PAYMENT OF INVOICE #EVC19364--GHENT OUTSIDE MAINTENANCE FOR THE PERIOD 6/20 THRU 6/26/11	JUL-2011
9,732	Other	EVANS CONSTRUCTION CO INC				358.60	512100	EVC19364	PAYMENT OF INVOICE #EVC19364--GHENT OUTSIDE MAINTENANCE FOR THE PERIOD 6/20 THRU 6/26/11	JUL-2011
9,733	Other	EVANS CONSTRUCTION CO INC				252.00	511100	EVC19364	PAYMENT OF INVOICE #EVC19364--GHENT OUTSIDE MAINTENANCE FOR THE PERIOD 6/20 THRU 6/26/11	JUL-2011
9,734	Other	EVANS CONSTRUCTION CO INC				238.08	512100	EVC19364	PAYMENT OF INVOICE #EVC19364--GHENT OUTSIDE MAINTENANCE FOR THE PERIOD 6/20 THRU 6/26/11	JUL-2011
9,735	Other	EVANS CONSTRUCTION CO INC				208.32	512100	EVC19364	PAYMENT OF INVOICE #EVC19364--GHENT OUTSIDE MAINTENANCE FOR THE PERIOD 6/20 THRU 6/26/11	JUL-2011
9,736	Other	EVANS CONSTRUCTION CO INC				119.04	512100	EVC19364	PAYMENT OF INVOICE #EVC19364--GHENT OUTSIDE MAINTENANCE FOR THE PERIOD 6/20 THRU 6/26/11	JUL-2011
9,737	Other	EVANS CONSTRUCTION CO INC				59.52	512100	EVC19364	PAYMENT OF INVOICE #EVC19364--GHENT OUTSIDE MAINTENANCE FOR THE PERIOD 6/20 THRU 6/26/11	JUL-2011
9,738	Other	EVANS CONSTRUCTION CO INC				59.52	512100	EVC19364	PAYMENT OF INVOICE #EVC19364--GHENT OUTSIDE MAINTENANCE FOR THE PERIOD 6/20 THRU 6/26/11	JUL-2011
9,739	Other	EVANS CONSTRUCTION CO INC				29.76	512100	EVC19364	PAYMENT OF INVOICE #EVC19364--GHENT OUTSIDE MAINTENANCE FOR THE PERIOD 6/20 THRU 6/26/11	JUL-2011
9,740	Other	EVANS CONSTRUCTION CO INC				486.54	553100	EVC19366	CT SITE MAINT 06/20 - 06/26/11	JUL-2011
9,741	Other	EVANS CONSTRUCTION CO INC				243.27	554100	EVC19366	CT SITE MAINT 06/20 - 06/26/11	JUL-2011
9,742	Other	EVANS CONSTRUCTION CO INC				214.65	552100	EVC19366	CT SITE MAINT 06/20 - 06/26/11	JUL-2011
9,743	Other	EVANS CONSTRUCTION CO INC				114.48	554100	EVC19366	CT SITE MAINT 06/20 - 06/26/11	JUL-2011
9,744	Other	EVANS CONSTRUCTION CO INC				57.24	552100	EVC19366	CT SITE MAINT 06/20 - 06/26/11	JUL-2011
9,745	Other	EVANS CONSTRUCTION CO INC				14.31	552100	EVC19366	CT SITE MAINT 06/20 - 06/26/11	JUL-2011

KENTUCKY UTILITIES COMPANY
Case No. 2012- 00221
Analysis of Professional Services Expenses For the Test Year

(A)	(B)	(C)	(D)	(E)	(F)	(G)	(H)	(I)		
Line No.	Type	Vendor	Rate Case	Audit	Other	Total	Account	Invoice	Description	Period
9,746	Other	EVANS CONSTRUCTION CO INC				14.31	552100	EVC19366	CT SITE MAINT 06/20 - 06/26/11	JUL-2011
9,747	Other	EVANS CONSTRUCTION CO INC				2,660.64	511100	EVC19367	MAINTENANCE 06/20 - 06/26/11	JUL-2011
9,748	Other	EVANS CONSTRUCTION CO INC				796.93	512017	EVC19367	MAINTENANCE 06/20 - 06/26/11	JUL-2011
9,749	Other	EVANS CONSTRUCTION CO INC				486.54	513100	EVC19367	MAINTENANCE 06/20 - 06/26/11	JUL-2011
9,750	Other	EVANS CONSTRUCTION CO INC				480.16	512100	EVC19367	MAINTENANCE 06/20 - 06/26/11	JUL-2011
9,751	Other	EVANS CONSTRUCTION CO INC				382.31	511100	EVC19367	MAINTENANCE 06/20 - 06/26/11	JUL-2011
9,752	Other	EVANS CONSTRUCTION CO INC				372.06	511100	EVC19367	MAINTENANCE 06/20 - 06/26/11	JUL-2011
9,753	Other	EVANS CONSTRUCTION CO INC				310.15	512017	EVC19367	MAINTENANCE 06/20 - 06/26/11	JUL-2011
9,754	Other	EVANS CONSTRUCTION CO INC				307.47	511100	EVC19367	MAINTENANCE 06/20 - 06/26/11	JUL-2011
9,755	Other	EVANS CONSTRUCTION CO INC				286.20	512100	EVC19367	MAINTENANCE 06/20 - 06/26/11	JUL-2011
9,756	Other	EVANS CONSTRUCTION CO INC				228.96	511100	EVC19367	MAINTENANCE 06/20 - 06/26/11	JUL-2011
9,757	Other	EVANS CONSTRUCTION CO INC				200.34	511100	EVC19367	MAINTENANCE 06/20 - 06/26/11	JUL-2011
9,758	Other	EVANS CONSTRUCTION CO INC				186.03	512005	EVC19367	MAINTENANCE 06/20 - 06/26/11	JUL-2011
9,759	Other	EVANS CONSTRUCTION CO INC				181.30	511100	EVC19367	MAINTENANCE 06/20 - 06/26/11	JUL-2011
9,760	Other	EVANS CONSTRUCTION CO INC				171.72	542100	EVC19367	MAINTENANCE 06/20 - 06/26/11	JUL-2011
9,761	Other	EVANS CONSTRUCTION CO INC				157.41	512100	EVC19367	MAINTENANCE 06/20 - 06/26/11	JUL-2011
9,762	Other	EVANS CONSTRUCTION CO INC				150.03	512100	EVC19367	MAINTENANCE 06/20 - 06/26/11	JUL-2011
9,763	Other	EVANS CONSTRUCTION CO INC				147.74	512100	EVC19367	MAINTENANCE 06/20 - 06/26/11	JUL-2011
9,764	Other	EVANS CONSTRUCTION CO INC				143.10	512100	EVC19367	MAINTENANCE 06/20 - 06/26/11	JUL-2011
9,765	Other	EVANS CONSTRUCTION CO INC				128.79	513100	EVC19367	MAINTENANCE 06/20 - 06/26/11	JUL-2011
9,766	Other	EVANS CONSTRUCTION CO INC				114.48	511100	EVC19367	MAINTENANCE 06/20 - 06/26/11	JUL-2011
9,767	Other	EVANS CONSTRUCTION CO INC				100.17	514100	EVC19367	MAINTENANCE 06/20 - 06/26/11	JUL-2011
9,768	Other	EVANS CONSTRUCTION CO INC				85.86	512100	EVC19367	MAINTENANCE 06/20 - 06/26/11	JUL-2011
9,769	Other	EVANS CONSTRUCTION CO INC				85.86	514100	EVC19367	MAINTENANCE 06/20 - 06/26/11	JUL-2011
9,770	Other	EVANS CONSTRUCTION CO INC				62.03	512017	EVC19367	MAINTENANCE 06/20 - 06/26/11	JUL-2011
9,771	Other	EVANS CONSTRUCTION CO INC				62.03	512017	EVC19367	MAINTENANCE 06/20 - 06/26/11	JUL-2011
9,772	Other	EVANS CONSTRUCTION CO INC				57.24	512100	EVC19367	MAINTENANCE 06/20 - 06/26/11	JUL-2011
9,773	Other	EVANS CONSTRUCTION CO INC				57.24	514100	EVC19367	MAINTENANCE 06/20 - 06/26/11	JUL-2011
9,774	Other	EVANS CONSTRUCTION CO INC				57.24	514100	EVC19367	MAINTENANCE 06/20 - 06/26/11	JUL-2011
9,775	Other	EVANS CONSTRUCTION CO INC				57.24	514100	EVC19367	MAINTENANCE 06/20 - 06/26/11	JUL-2011
9,776	Other	EVANS CONSTRUCTION CO INC				45.25	512100	EVC19367	MAINTENANCE 06/20 - 06/26/11	JUL-2011
9,777	Other	EVANS CONSTRUCTION CO INC				42.93	514100	EVC19367	MAINTENANCE 06/20 - 06/26/11	JUL-2011
9,778	Other	EVANS CONSTRUCTION CO INC				42.93	514100	EVC19367	MAINTENANCE 06/20 - 06/26/11	JUL-2011
9,779	Other	EVANS CONSTRUCTION CO INC				42.93	514100	EVC19367	MAINTENANCE 06/20 - 06/26/11	JUL-2011
9,780	Other	EVANS CONSTRUCTION CO INC				35.45	511100	EVC19367	MAINTENANCE 06/20 - 06/26/11	JUL-2011
9,781	Other	EVANS CONSTRUCTION CO INC				28.62	512100	EVC19367	MAINTENANCE 06/20 - 06/26/11	JUL-2011
9,782	Other	EVANS CONSTRUCTION CO INC				28.62	514100	EVC19367	MAINTENANCE 06/20 - 06/26/11	JUL-2011
9,783	Other	EVANS CONSTRUCTION CO INC				28.62	514100	EVC19367	MAINTENANCE 06/20 - 06/26/11	JUL-2011
9,784	Other	EVANS CONSTRUCTION CO INC				28.62	514100	EVC19367	MAINTENANCE 06/20 - 06/26/11	JUL-2011
9,785	Other	EVANS CONSTRUCTION CO INC				28.62	545100	EVC19367	MAINTENANCE 06/20 - 06/26/11	JUL-2011
9,786	Other	EVANS CONSTRUCTION CO INC				14.31	511100	EVC19367	MAINTENANCE 06/20 - 06/26/11	JUL-2011
9,787	Other	EVANS CONSTRUCTION CO INC				14.31	511100	EVC19367	MAINTENANCE 06/20 - 06/26/11	JUL-2011
9,788	Other	EVANS CONSTRUCTION CO INC				14.31	511100	EVC19367	MAINTENANCE 06/20 - 06/26/11	JUL-2011
9,789	Other	EVANS CONSTRUCTION CO INC				14.31	512100	EVC19367	MAINTENANCE 06/20 - 06/26/11	JUL-2011
9,790	Other	EVANS CONSTRUCTION CO INC				14.31	514100	EVC19367	MAINTENANCE 06/20 - 06/26/11	JUL-2011
9,791	Other	EVANS CONSTRUCTION CO INC				14.31	514100	EVC19367	MAINTENANCE 06/20 - 06/26/11	JUL-2011
9,792	Other	EVANS CONSTRUCTION CO INC				14.31	514100	EVC19367	MAINTENANCE 06/20 - 06/26/11	JUL-2011
9,793	Other	EVANS CONSTRUCTION CO INC				771.78	935403	EVC19373	BARLOW BUS OFFICE-JANITORIAL SERVICES THROUGH END OF 2011	AUG-2011
9,794	Other	EVANS CONSTRUCTION CO INC				105.24	935403	EVC19373	BARLOW BUS OFFICE-JANITORIAL SERVICES THROUGH END OF 2011	AUG-2011
9,795	Other	EVANS CONSTRUCTION CO INC				345.88	935403	EVC19374	BIG STONE GAP JANITORIAL SERVICES - THROUGH END OF 2011	AUG-2011
9,796	Other	EVANS CONSTRUCTION CO INC				47.17	935403	EVC19374	BIG STONE GAP JANITORIAL SERVICES - THROUGH END OF 2011	AUG-2011
9,797	Other	EVANS CONSTRUCTION CO INC				789.59	935403	EVC19391	EVANS CONSTRUCTION - BARLOW OFFICE - MISC LIGHT MAINTENANCE. INVOICE	JUL-2011
								EVC-19391		
9,798	Other	EVANS CONSTRUCTION CO INC				75.64	935402	EVC19392	EVANS CONSTRUCTION - BARLOW STRM - MISC LIGHT MAINTENANCE. INVOICE	JUL-2011
								EVC-19392		
9,799	Other	EVANS CONSTRUCTION CO INC				141.75	935403	EVC19394	EVANS CONSTRUCTION - CAMPBELLSVILLE OFFICE - MISC LIGHT MAINTENANCE. INVOICE EVC-19394	JUL-2011
9,800	Other	EVANS CONSTRUCTION CO INC				290.39	935402	EVC19395	EVANS CONSTRUCTION - CARROLLTON STRM - MISC LIGHT MAINTENANCE. INVOICE EVC-19395	JUL-2011

KENTUCKY UTILITIES COMPANY
Case No. 2012- 00221
Analysis of Professional Services Expenses For the Test Year

(A)	(B)	(C)	(D)	(E)	(F)	(G)	(H)	(I)		
Line No.	Type	Vendor	Rate Case	Audit	Other	Total	Account	Invoice	Description	Period
9,801	Other	EVANS CONSTRUCTION CO INC				104.74	935402	EVC19396	EVANS CONSTRUCTION - COEBURN BOND STATION - MISC LIGHT MAINTENANCE. INVOICE EVC-19395	JUL-2011
9,802	Other	EVANS CONSTRUCTION CO INC				336.73	566900	EVC19397	LABOR, EQUIP AND VEH EXPENSES ASSOCIATED WITH LIGHT MAINTENANCE REQUESTED AND PERFORMED AT THE DIX DAM LOCATION (THIS IS A NOT TO EXCEED AMOUNT)	JUL-2011
9,803	Other	EVANS CONSTRUCTION CO INC				1,946.65	923100	EVC19398	EVANS CONSTRUCTION - LG&E CENTER - MISC LIGHT MAINTENANCE. INVOICE EVC-19398	JUL-2011
9,804	Other	EVANS CONSTRUCTION CO INC				1,715.10	935403	EVC19399	EVANS CONSTRUCTION - EARLINGTON OFFICE - MISC LIGHT MAINTENANCE. INVOICE EVC-19399	JUL-2011
9,805	Other	EVANS CONSTRUCTION CO INC				1,024.05	935403	EVC19400	EVANS CONSTRUCTION - EARLINGTON WEST TECH - MISC LIGHT MAINTENANCE. INVOICE EVC-19400	JUL-2011
9,806	Other	EVANS CONSTRUCTION CO INC				1,013.25	935402	EVC19401	EVANS CONSTRUCTION - EARLINGTON STOREROOM - FOR USE OF TRACKHOE, TRACTOR AND TILLER, SEED AND STRAW. INVOICE EVC19393	JUL-2011
9,807	Other	EVANS CONSTRUCTION CO INC				213.77	903003	EVC19403	EVANS CONSTRUCTION - EDDYVILLE OFFICE - MISC LIGHT MAINTENANCE. INVOICE EVC-19403	JUL-2011
9,808	Other	EVANS CONSTRUCTION CO INC				113.39	935402	EVC19404	EVANS CONSTRUCTION - EDDYVILLE STRM - MISC LIGHT MAINTENANCE. INVOICE EVC-19404	JUL-2011
9,809	Other	EVANS CONSTRUCTION CO INC				228.37	935403	EVC19405	EVANS CONSTRUCTION - E-TOWN OFFICE - MISC LIGHT MAINTENANCE. INVOICE EVC-19405	JUL-2011
9,810	Other	EVANS CONSTRUCTION CO INC				653.75	935403	EVC19406	EVANS CONSTRUCTION - GEORGETOWN OFFICE - MISC LIGHT MAINTENANCE. INVOICE EVC-19406	JUL-2011
9,811	Other	EVANS CONSTRUCTION CO INC				49.67	935402	EVC19407	EVANS CONSTRUCTION - GEORGETOWN OPEN LOT - MISC LIGHT MAINTENANCE. INVOICE EVC-19407	JUL-2011
9,812	Other	EVANS CONSTRUCTION CO INC				124.08	935402	EVC19408	EVANS CONSTRUCTION - GEORGETOWN OLD STORAGE BLDG - MISC LIGHT MAINTENANCE. INVOICE EVC-19408	JUL-2011
9,813	Other	EVANS CONSTRUCTION CO INC				420.00	935403	EVC19409	EVANS CONSTRUCTION - GEORGETOWN SUBSTATION - MISC LIGHT MAINTENANCE. INVOICE EVC-19409	JUL-2011
9,814	Other	EVANS CONSTRUCTION CO INC				839.20	935403	EVC19410	EVANS CONSTRUCTION - GREENVILLE OFFICE - MISC LIGHT MAINTENANCE. INVOICE EVC-19410	JUL-2011
9,815	Other	EVANS CONSTRUCTION CO INC				336.73	935402	EVC19411	EVANS CONSTRUCTION - GREENVILLE STRM - MISC LIGHT MAINTENANCE. INVOICE EVC-19411	JUL-2011
9,816	Other	EVANS CONSTRUCTION CO INC				45.00	935402	EVC19412	EVANS CONSTRUCTION - HARLAN STRM - MISC LIGHT MAINTENANCE. INVOICE EVC-19412	JUL-2011
9,817	Other	EVANS CONSTRUCTION CO INC				50.71	586100	EVC19414	EVANS CONSTRUCTION - LEXINGTON METER DEPT - MISC LIGHT MAINTENANCE. INVOICE EVC-19414	JUL-2011
9,818	Other	EVANS CONSTRUCTION CO INC				340.72	588100	EVC19415	EVANS CONSTRUCTION - LEXINGTON SUB/RELAY - MISC LIGHT MAINTENANCE. INVOICE EVC-19415	JUL-2011
9,819	Other	EVANS CONSTRUCTION CO INC				101.49	921003	EVC19416	EVANS CONSTRUCTION - LEXINGTON OP CENTER - MISC LIGHT MAINTENANCE. INVOICE EVC-19416	JUL-2011
9,820	Other	EVANS CONSTRUCTION CO INC				1,403.56	935403	EVC19417	EVANS CONSTRUCTION - LONDON OFFICE - MISC LIGHT MAINTENANCE. INVOICE EVC-19417	JUL-2011
9,821	Other	EVANS CONSTRUCTION CO INC				175.00	583001	EVC19418	EVANS CONSTRUCTION - LONDON STRM - MISC LIGHT MAINTENANCE. INVOICE EVC-19418	JUL-2011
9,822	Other	EVANS CONSTRUCTION CO INC				822.79	935403	EVC19419	EVANS CONSTRUCTION - MAYSVILLE OFFICE - MISC LIGHT MAINTENANCE. INVOICE EVC-19419	JUL-2011
9,823	Other	EVANS CONSTRUCTION CO INC				378.93	935402	EVC19420	EVANS CONSTRUCTION - MAYSVILLE STRM - MISC LIGHT MAINTENANCE. INVOICE EVC-19420	JUL-2011
9,824	Other	EVANS CONSTRUCTION CO INC				1,572.98	935403	EVC19421	EVANS CONSTRUCTION - MORGANFIELD OFFICE - MISC LIGHT MAINTENANCE. INVOICE EVC-19421	JUL-2011
9,825	Other	EVANS CONSTRUCTION CO INC				48.30	935402	EVC19423	EVANS CONSTRUCTION - MT STERLING STRM - MISC LIGHT MAINTENANCE. INVOICE EVC-19423	JUL-2011
9,826	Other	EVANS CONSTRUCTION CO INC				756.00	935402	EVC19424	EVANS CONSTRUCTION - NORTON STRM - MISC LIGHT MAINTENANCE. INVOICE EVC-19424	JUL-2011
9,827	Other	EVANS CONSTRUCTION CO INC				9,959.37	921003	EVC19425	EVANS CONSTRUCTION - KUGO - MISC LIGHT MAINTENANCE. INVOICE EVC-19425	JUL-2011
9,828	Other	EVANS CONSTRUCTION CO INC				1,692.65	935403	EVC19427	EVANS CONSTRUCTION - PARIS OFFICE - MISC LIGHT MAINTENANCE. INVOICE EVC-19427	JUL-2011
9,829	Other	EVANS CONSTRUCTION CO INC				141.36	921002	EVC19428	EVANS CONSTRUCTION - PINEVILLE - MISC LIGHT MAINTENANCE. INVOICE EVC-19428	JUL-2011

KENTUCKY UTILITIES COMPANY
Case No. 2012- 00221
Analysis of Professional Services Expenses For the Test Year

(A)	(B)	(C)	(D)	(E)	(F)	(G)	(H)	(I)		
Line No.	Type	Vendor	Rate Case	Audit	Other	Total	Account	Invoice	Description	Period
9,830	Other	EVANS CONSTRUCTION CO INC				141.36	903030	EVC19428	EVANS CONSTRUCTION - PINEVILLE - MISC LIGHT MAINTENANCE. INVOICE EVC-19421	JUL-2011
9,831	Other	EVANS CONSTRUCTION CO INC				141.36	580100	EVC19428	EVANS CONSTRUCTION - PINEVILLE - MISC LIGHT MAINTENANCE. INVOICE EVC-19421	JUL-2011
9,832	Other	EVANS CONSTRUCTION CO INC				141.36	580100	EVC19428	EVANS CONSTRUCTION - PINEVILLE - MISC LIGHT MAINTENANCE. INVOICE EVC-19421	JUL-2011
9,833	Other	EVANS CONSTRUCTION CO INC				1,580.25	935403	EVC19429	EVANS CONSTRUCTION - RICHMOND OFFICE - MISC LIGHT MAINTENANCE. INVOICE EVC-19421	JUL-2011
9,834	Other	EVANS CONSTRUCTION CO INC				181.91	935403	EVC19430	EVANS CONSTRUCTION - SEBREE STRM - MISC LIGHT MAINTENANCE. INVOICE EVC-19421	JUL-2011
9,835	Other	EVANS CONSTRUCTION CO INC				702.13	935403	EVC19431	EVANS CONSTRUCTION - SHELBYVILLE OFFICE - MISC LIGHT MAINTENANCE. INVOICE EVC-19431	JUL-2011
9,836	Other	EVANS CONSTRUCTION CO INC				900.27	935403	EVC19432	EVANS CONSTRUCTION - SOMERSET OFFICE - MISC LIGHT MAINTENANCE. INVOICE EVC-19432	JUL-2011
9,837	Other	EVANS CONSTRUCTION CO INC				202.97	921003	EVC19434A	EVANS CONSTRUCTION - MIDWAY SVC CENTER - MISC LIGHT MAINTENANCE. INVOICE EVC-19434	JUL-2011
9,838	Other	EVANS CONSTRUCTION CO INC				152.19	935403	EVC19435	EVANS CONSTRUCTION - VERSAILLES - MISC LIGHT MAINTENANCE. INVOICE EVC-19434A	JUL-2011
9,839	Other	EVANS CONSTRUCTION CO INC				336.73	935403	EVC19436	EVANS CONSTRUCTION - WINCHESTER OFFICE - MISC LIGHT MAINTENANCE. INVOICE EVC-19436	JUL-2011
9,840	Other	EVANS CONSTRUCTION CO INC				5,089.00	511100	EVC19439	DEMOLISH EXISTING GUTTERS & DOWNSPOUTS. INSTALL APPROXIMATELY 100' OF NEW GUTTER AND APPROXIMATELY 127' OF 5" DOWNSPOUT, ALL OUT OF WHITE 26 GA. METAL AND FURNISH MAN-LIFT FOR ALL OF THE ABOVE MENTIONED WORK	JUL-2011
9,841	Other	EVANS CONSTRUCTION CO INC				977.50	511100	EVC19439	DEMOLISH EXISTING GUTTERS & DOWNSPOUTS. INSTALL APPROXIMATELY 100' OF NEW GUTTER AND APPROXIMATELY 127' OF 5" DOWNSPOUT, ALL OUT OF WHITE 26 GA. METAL AND FURNISH MAN-LIFT FOR ALL OF THE ABOVE MENTIONED WORK	JUL-2011
9,842	Other	EVANS CONSTRUCTION CO INC				784.75	935403	EVC19477	CAMPBELLSVILLE BUS OFFICE-JANITORIAL SERVICES THROUGH END OF 2011	AUG-2011
9,843	Other	EVANS CONSTRUCTION CO INC				107.01	935403	EVC19477	CAMPBELLSVILLE BUS OFFICE-JANITORIAL SERVICES THROUGH END OF 2011	AUG-2011
9,844	Other	EVANS CONSTRUCTION CO INC				290.88	935402	EVC19478	CAMPBELLSVILLE STRM JANITORIAL SERVICES THROUGH END OF 2011	AUG-2011
9,845	Other	EVANS CONSTRUCTION CO INC				39.67	935402	EVC19478	CAMPBELLSVILLE STRM JANITORIAL SERVICES THROUGH END OF 2011	AUG-2011
9,846	Other	EVANS CONSTRUCTION CO INC				469.33	923100	EVC19479	CARROLLTON STOREROOM-JANITORIAL SERVICES THROUGH END OF 2011	AUG-2011
9,847	Other	EVANS CONSTRUCTION CO INC				64.00	923100	EVC19479	CARROLLTON STOREROOM-JANITORIAL SERVICES THROUGH END OF 2011	AUG-2011
9,848	Other	EVANS CONSTRUCTION CO INC				2,671.75	935403	EVC19480	DANVILLE BUSINESS OFFICE-JANITORIAL SERVICES THROUGH END OF 2011	AUG-2011
9,849	Other	EVANS CONSTRUCTION CO INC				364.33	935403	EVC19480	DANVILLE BUSINESS OFFICE-JANITORIAL SERVICES THROUGH END OF 2011	AUG-2011
9,850	Other	EVANS CONSTRUCTION CO INC				850.13	935402	EVC19481	DANVILLE STOREROOM - JANITORIAL SERVICES THROUGH END OF 2011	AUG-2011
9,851	Other	EVANS CONSTRUCTION CO INC				115.93	935402	EVC19481	DANVILLE STOREROOM - JANITORIAL SERVICES THROUGH END OF 2011	AUG-2011
9,852	Other	EVANS CONSTRUCTION CO INC				1,250.03	588100	EVC19482	DANVILLE SUBSTATION OFFICE -JANITORIAL SERVICES THROUGH END OF 2011	AUG-2011
9,853	Other	EVANS CONSTRUCTION CO INC				170.46	588100	EVC19482	DANVILLE SUBSTATION OFFICE -JANITORIAL SERVICES THROUGH END OF 2011	AUG-2011
9,854	Other	EVANS CONSTRUCTION CO INC				97.94	935402	EVC19483	DANVILLE TRAINING BLDG-- JANITORIAL SERVICES THROUGH END OF 2011	AUG-2011
9,855	Other	EVANS CONSTRUCTION CO INC				13.36	935402	EVC19483	DANVILLE TRAINING BLDG-- JANITORIAL SERVICES THROUGH END OF 2011	AUG-2011
9,856	Other	EVANS CONSTRUCTION CO INC				1,763.35	935403	EVC19485	EARLINGTON WEST TECH-JANITORIAL SERVICES THROUGH END OF 2011	AUG-2011
9,857	Other	EVANS CONSTRUCTION CO INC				240.46	935403	EVC19485	EARLINGTON WEST TECH-JANITORIAL SERVICES THROUGH END OF 2011	AUG-2011
9,858	Other	EVANS CONSTRUCTION CO INC				660.80	935403	EVC19486	EDDYVILLE BUS OFFICE - JANITORIAL SERVICES THROUGH END OF 2011	AUG-2011
9,859	Other	EVANS CONSTRUCTION CO INC				90.11	935403	EVC19486	EDDYVILLE BUS OFFICE - JANITORIAL SERVICES THROUGH END OF 2011	AUG-2011
9,860	Other	EVANS CONSTRUCTION CO INC				264.44	935403	EVC19487	EDDYVILLE STOREROOM-JANITORIAL SERVICES THROUGH END OF 2011	AUG-2011
9,861	Other	EVANS CONSTRUCTION CO INC				36.06	935403	EVC19487	EDDYVILLE STOREROOM-JANITORIAL SERVICES THROUGH END OF 2011	AUG-2011
9,862	Other	EVANS CONSTRUCTION CO INC				2,431.80	935403	EVC19488	E-TOWN BUS OFFICE - JANITORIAL SERVICES THROUGH END OF 2011	AUG-2011
9,863	Other	EVANS CONSTRUCTION CO INC				331.61	935403	EVC19488	E-TOWN BUS OFFICE - JANITORIAL SERVICES THROUGH END OF 2011	AUG-2011
9,864	Other	EVANS CONSTRUCTION CO INC				521.13	583001	EVC19489	E-TOWN STOREROOM-JANITORIAL SERVICES THROUGH END OF 2011	AUG-2011
9,865	Other	EVANS CONSTRUCTION CO INC				71.06	583001	EVC19489	E-TOWN STOREROOM-JANITORIAL SERVICES THROUGH END OF 2011	AUG-2011

KENTUCKY UTILITIES COMPANY
Case No. 2012- 00221
Analysis of Professional Services Expenses For the Test Year

(A)	(B)	(C)	(D)	(E)	(F)	(G)	(H)	(I)		
Line No.	Type	Vendor	Rate Case	Audit	Other	Total	Account	Invoice	Description	Period
9,866	Other	EVANS CONSTRUCTION CO INC				1,272.80	935403	EVC19490	GEORGETOWN BUS OFFICE - JANITORIAL SERVICES THROUGH END OF 2011	AUG-2011
9,867	Other	EVANS CONSTRUCTION CO INC				173.56	935403	EVC19490	GEORGETOWN BUS OFFICE - JANITORIAL SERVICES THROUGH END OF 2011	AUG-2011
9,868	Other	EVANS CONSTRUCTION CO INC				1,887.85	935403	EVC19491	GREENVILLE BUS OFFICE - JANITORIAL SERVICES THROUGH END OF 2011	AUG-2011
9,869	Other	EVANS CONSTRUCTION CO INC				257.43	935403	EVC19491	GREENVILLE BUS OFFICE - JANITORIAL SERVICES THROUGH END OF 2011	AUG-2011
9,870	Other	EVANS CONSTRUCTION CO INC				197.67	935403	EVC19492	GREENVILLE STOREROOM -JANITORIAL SERVICES THROUGH END OF 2011	AUG-2011
9,871	Other	EVANS CONSTRUCTION CO INC				26.96	935403	EVC19492	GREENVILLE STOREROOM -JANITORIAL SERVICES THROUGH END OF 2011	AUG-2011
9,872	Other	EVANS CONSTRUCTION CO INC				718.39	935403	EVC19493	HARLAN BUS OFFICE- JANITORIAL SERVICES THROUGH END OF 2011	AUG-2011
9,873	Other	EVANS CONSTRUCTION CO INC				97.96	935403	EVC19493	HARLAN BUS OFFICE- JANITORIAL SERVICES THROUGH END OF 2011	AUG-2011
9,874	Other	EVANS CONSTRUCTION CO INC				559.42	935403	EVC19494	HARLAN STOREROOM-JANITORIAL SERVICES BEGINNING JAN 2012 FOR ESTIMATED 36 MONTHS	AUG-2011
9,875	Other	EVANS CONSTRUCTION CO INC				76.28	935403	EVC19494	HARLAN STOREROOM-JANITORIAL SERVICES BEGINNING JAN 2012 FOR ESTIMATED 36 MONTHS	AUG-2011
9,876	Other	EVANS CONSTRUCTION CO INC				75.00	935403	EVC19495	LEBANON JANITORIAL SERVICES THROUGH END OF 2011	AUG-2011
9,877	Other	EVANS CONSTRUCTION CO INC				641.70	935403	EVC19496	LEX METER - JANITORIAL SERVICES THROUGH END OF 2011	AUG-2011
9,878	Other	EVANS CONSTRUCTION CO INC				87.50	935403	EVC19496	LEX METER - JANITORIAL SERVICES THROUGH END OF 2011	AUG-2011
9,879	Other	EVANS CONSTRUCTION CO INC				5,500.48	935403	EVC19497	LEX. OP CTR - JANITORIAL SERVICES BEGINNING JAN 2012 FOR ESTIMATED 36 MONTHS	AUG-2011
9,880	Other	EVANS CONSTRUCTION CO INC				750.06	935403	EVC19497	LEX. OP CTR - JANITORIAL SERVICES BEGINNING JAN 2012 FOR ESTIMATED 36 MONTHS	AUG-2011
9,881	Other	EVANS CONSTRUCTION CO INC				692.60	935402	EVC19498	LEXINGTON SUBSTATION-JANITORIAL SERVICES THROUGH END OF 2011	AUG-2011
9,882	Other	EVANS CONSTRUCTION CO INC				94.44	935402	EVC19498	LEXINGTON SUBSTATION-JANITORIAL SERVICES THROUGH END OF 2011	AUG-2011
9,883	Other	EVANS CONSTRUCTION CO INC				609.20	923900	EVC19499	LEXINGTON TELECOM - JANITORIAL SERVICES TO END OF CONTRACT	AUG-2011
9,884	Other	EVANS CONSTRUCTION CO INC				66.00	935403	EVC19500	LIVERMORE-JANITORIAL SERVICES THROUGH END OF 2011	AUG-2011
9,885	Other	EVANS CONSTRUCTION CO INC				9.00	935403	EVC19500	LIVERMORE-JANITORIAL SERVICES THROUGH END OF 2011	AUG-2011
9,886	Other	EVANS CONSTRUCTION CO INC				1,337.33	935403	EVC19501	LONDON BUS OFFICE - JANITORIAL SERVICES THROUGH END OF 2011	AUG-2011
9,887	Other	EVANS CONSTRUCTION CO INC				182.36	935403	EVC19501	LONDON BUS OFFICE - JANITORIAL SERVICES THROUGH END OF 2011	AUG-2011
9,888	Other	EVANS CONSTRUCTION CO INC				560.79	583001	EVC19502	LONDON STOREROOM-JANITORIAL SERVICES THROUGH END OF 2011	AUG-2011
9,889	Other	EVANS CONSTRUCTION CO INC				76.47	583001	EVC19502	LONDON STOREROOM-JANITORIAL SERVICES THROUGH END OF 2011	AUG-2011
9,890	Other	EVANS CONSTRUCTION CO INC				1,234.68	935403	EVC19503	MAYSVILLE BUS OFFICE - JANITORIAL SERVICES THROUGH END OF 2011	AUG-2011
9,891	Other	EVANS CONSTRUCTION CO INC				168.36	935403	EVC19503	MAYSVILLE BUS OFFICE - JANITORIAL SERVICES THROUGH END OF 2011	AUG-2011
9,892	Other	EVANS CONSTRUCTION CO INC				119.57	935403	EVC19504	MAYSVILLE STOREROOM - JANITORIAL SERVICES THROUGH END OF 2011	AUG-2011
9,893	Other	EVANS CONSTRUCTION CO INC				16.30	935403	EVC19504	MAYSVILLE STOREROOM - JANITORIAL SERVICES THROUGH END OF 2011	AUG-2011
9,894	Other	EVANS CONSTRUCTION CO INC				1,241.28	935403	EVC19505	MIDDLESBORO BUS OFFICE - JANITORIAL SERVICES THROUGH END OF 2011	AUG-2011
9,895	Other	EVANS CONSTRUCTION CO INC				169.26	935403	EVC19505	MIDDLESBORO BUS OFFICE - JANITORIAL SERVICES THROUGH END OF 2011	AUG-2011
9,896	Other	EVANS CONSTRUCTION CO INC				1,302.34	921003	EVC19506	MIDWAY-JANITORIAL SERVICES THROUGH END OF 2011	AUG-2011
9,897	Other	EVANS CONSTRUCTION CO INC				177.59	921003	EVC19506	MIDWAY-JANITORIAL SERVICES THROUGH END OF 2011	AUG-2011
9,898	Other	EVANS CONSTRUCTION CO INC				989.28	935403	EVC19507	MOREHEAD BUS OFFICE - JANITORIAL SERVICES THROUGH END OF 2011	AUG-2011
9,899	Other	EVANS CONSTRUCTION CO INC				134.90	935403	EVC19507	MOREHEAD BUS OFFICE - JANITORIAL SERVICES THROUGH END OF 2011	AUG-2011
9,900	Other	EVANS CONSTRUCTION CO INC				2,615.94	935403	EVC19508	MORGANFIELD BUS OFFICE - JANITORIAL SERVICES THROUGH END OF 2011	AUG-2011
9,901	Other	EVANS CONSTRUCTION CO INC				356.72	935403	EVC19508	MORGANFIELD BUS OFFICE - JANITORIAL SERVICES THROUGH END OF 2011	AUG-2011
9,902	Other	EVANS CONSTRUCTION CO INC				655.48	935403	EVC19509	MORGANFIELD STRM-JANITORIAL SERVICES THROUGH END OF 2011	AUG-2011
9,903	Other	EVANS CONSTRUCTION CO INC				89.38	935403	EVC19509	MORGANFIELD STRM-JANITORIAL SERVICES THROUGH END OF 2011	AUG-2011
9,904	Other	EVANS CONSTRUCTION CO INC				1,231.39	935403	EVC19510	MT STERLING - JANITORIAL SERVICES THROUGH END OF 2011	AUG-2011
9,905	Other	EVANS CONSTRUCTION CO INC				167.92	935403	EVC19510	MT STERLING - JANITORIAL SERVICES THROUGH END OF 2011	AUG-2011
9,906	Other	EVANS CONSTRUCTION CO INC				256.80	588100	EVC19511	MT STERLING STOREROOM-JANITORIAL SERVICES THROUGH END OF 2011	AUG-2011
9,907	Other	EVANS CONSTRUCTION CO INC				35.02	588100	EVC19511	MT STERLING STOREROOM-JANITORIAL SERVICES THROUGH END OF 2011	AUG-2011
9,908	Other	EVANS CONSTRUCTION CO INC				917.12	935403	EVC19513	NORTON BUS OFFICE - JANITORIAL SERVICES THROUGH END OF 2011	AUG-2011
9,909	Other	EVANS CONSTRUCTION CO INC				125.06	935403	EVC19513	NORTON BUS OFFICE - JANITORIAL SERVICES THROUGH END OF 2011	AUG-2011
9,910	Other	EVANS CONSTRUCTION CO INC				356.97	935403	EVC19514	NORTON STOREROOM-JANITORIAL SERVICES THROUGH END OF 2011	AUG-2011
9,911	Other	EVANS CONSTRUCTION CO INC				48.68	935403	EVC19514	NORTON STOREROOM-JANITORIAL SERVICES THROUGH END OF 2011	AUG-2011
9,912	Other	EVANS CONSTRUCTION CO INC				624.85	935403	EVC19515	PARIS BUS OFFICE - JANITORIAL SERVICES THROUGH END OF 2011	AUG-2011
9,913	Other	EVANS CONSTRUCTION CO INC				85.21	935403	EVC19515	PARIS BUS OFFICE - JANITORIAL SERVICES THROUGH END OF 2011	AUG-2011
9,914	Other	EVANS CONSTRUCTION CO INC				272.43	935402	EVC19516	PARIS STOREROOM-JANITORIAL SERVICES THROUGH END OF 2011	AUG-2011
9,915	Other	EVANS CONSTRUCTION CO INC				37.15	935402	EVC19516	PARIS STOREROOM-JANITORIAL SERVICES THROUGH END OF 2011	AUG-2011

KENTUCKY UTILITIES COMPANY
Case No. 2012- 00221
Analysis of Professional Services Expenses For the Test Year

(A)	(B)	(C)	(D)	(E)	(F)	(G)	(H)	(I)		
Line No.	Type	Vendor	Rate Case	Audit	Other	Total	Account	Invoice	Description	Period
9,916	Other	EVANS CONSTRUCTION CO INC				867.08	935403	EVC19517	PENNINGTON GAP BUS OFFICE- JANITORIAL SERVICES THROUGH END OF 2011	AUG-2011
9,917	Other	EVANS CONSTRUCTION CO INC				118.24	935403	EVC19517	PENNINGTON GAP BUS OFFICE- JANITORIAL SERVICES THROUGH END OF 2011	AUG-2011
9,918	Other	EVANS CONSTRUCTION CO INC				304.81	935403	EVC19518	PENNINGTON GAP STOREROOM-JANITORIAL SERVICES THROUGH END OF 2011	AUG-2011
9,919	Other	EVANS CONSTRUCTION CO INC				41.57	935403	EVC19518	PENNINGTON GAP STOREROOM-JANITORIAL SERVICES THROUGH END OF 2011	AUG-2011
9,920	Other	EVANS CONSTRUCTION CO INC				16,632.20	921003	EVC19519	ONE QUALITY - JANITORIAL SERVICES THROUGH END OF 2011	AUG-2011
9,921	Other	EVANS CONSTRUCTION CO INC				2,268.03	921003	EVC19519	ONE QUALITY - JANITORIAL SERVICES THROUGH END OF 2011	AUG-2011
9,922	Other	EVANS CONSTRUCTION CO INC				171.70	921002	EVC19520	PINEVILLE COMPLEX-JANITORIAL SERVICES THROUGH END OF 2011	AUG-2011
9,923	Other	EVANS CONSTRUCTION CO INC				171.70	903930	EVC19520	PINEVILLE COMPLEX-JANITORIAL SERVICES THROUGH END OF 2011	AUG-2011
9,924	Other	EVANS CONSTRUCTION CO INC				171.70	580100	EVC19520	PINEVILLE COMPLEX-JANITORIAL SERVICES THROUGH END OF 2011	AUG-2011
9,925	Other	EVANS CONSTRUCTION CO INC				171.70	580100	EVC19520	PINEVILLE COMPLEX-JANITORIAL SERVICES THROUGH END OF 2011	AUG-2011
9,926	Other	EVANS CONSTRUCTION CO INC				71.43	923900	EVC19521	PINEVILLE TELECOM-JANITORIAL SERVICES TO THE END OF CONTRACT	AUG-2011
9,927	Other	EVANS CONSTRUCTION CO INC				1,521.99	935403	EVC19522	RICHMOND BUS OFFICE - JANITORIAL SERVICES THROUGH END OF 2011	AUG-2011
9,928	Other	EVANS CONSTRUCTION CO INC				207.54	935403	EVC19522	RICHMOND BUS OFFICE - JANITORIAL SERVICES THROUGH END OF 2011	AUG-2011
9,929	Other	EVANS CONSTRUCTION CO INC				1,122.11	935402	EVC19523	RICHMOND STRM AND CLAY DR-JANITORIAL SERVICES THROUGH END OF 2011	AUG-2011
9,930	Other	EVANS CONSTRUCTION CO INC				280.53	935402	EVC19523	RICHMOND STRM AND CLAY DR-JANITORIAL SERVICES THROUGH END OF 2011	AUG-2011
9,931	Other	EVANS CONSTRUCTION CO INC				1,432.75	935403	EVC19524	SHELBYVILLE BUS OFFICE - JANITORIAL SERVICES THROUGH END OF 2011	AUG-2011
9,932	Other	EVANS CONSTRUCTION CO INC				195.37	935403	EVC19524	SHELBYVILLE BUS OFFICE - JANITORIAL SERVICES THROUGH END OF 2011	AUG-2011
9,933	Other	EVANS CONSTRUCTION CO INC				866.43	935403	EVC19525	SHELBYVILLE STOREROOM-JANITORIAL SERVICES THROUGH END OF 2011	AUG-2011
9,934	Other	EVANS CONSTRUCTION CO INC				118.15	935403	EVC19525	SHELBYVILLE STOREROOM-JANITORIAL SERVICES THROUGH END OF 2011	AUG-2011
9,935	Other	EVANS CONSTRUCTION CO INC				1,197.01	935403	EVC19526	SOMERSET BUS OFFICE - JANITORIAL SERVICES THROUGH END OF 2011	AUG-2011
9,936	Other	EVANS CONSTRUCTION CO INC				163.23	935403	EVC19526	SOMERSET BUS OFFICE - JANITORIAL SERVICES THROUGH END OF 2011	AUG-2011
9,937	Other	EVANS CONSTRUCTION CO INC				324.70	923100	EVC19527	SOMERSET STOREROOM-JANITORIAL SERVICES THROUGH END OF 2011	AUG-2011
9,938	Other	EVANS CONSTRUCTION CO INC				81.17	923100	EVC19527	SOMERSET STOREROOM-JANITORIAL SERVICES THROUGH END OF 2011	AUG-2011
9,939	Other	EVANS CONSTRUCTION CO INC				2,345.89	935403	EVC19528	VERSAILLES BUS OFFICE - JANITORIAL SERVICES THROUGH END OF 2011	AUG-2011
9,940	Other	EVANS CONSTRUCTION CO INC				319.89	935403	EVC19528	VERSAILLES BUS OFFICE - JANITORIAL SERVICES THROUGH END OF 2011	AUG-2011
9,941	Other	EVANS CONSTRUCTION CO INC				947.42	935403	EVC19529	WINCHESTER BUS OFFICE - JANITORIAL SERVICES THROUGH END OF 2011	AUG-2011
9,942	Other	EVANS CONSTRUCTION CO INC				129.19	935403	EVC19529	WINCHESTER BUS OFFICE - JANITORIAL SERVICES THROUGH END OF 2011	AUG-2011
9,943	Other	EVANS CONSTRUCTION CO INC				26,996.17	511100	EVC19530	JANITORIAL SERVICES FOR JUNE 2011	JUL-2011
9,944	Other	EVANS CONSTRUCTION CO INC				55.13	511100	EVC19530	JANITORIAL SERVICES FOR JUNE 2011	JUL-2011
9,945	Other	EVANS CONSTRUCTION CO INC				200.44	511100	EVC19531	EXTRA WORK DONE OUTSIDE JANITORIAL SCOPE	JUL-2011
9,946	Other	EVANS CONSTRUCTION CO INC				34,234.42	501090	EVC19532	COAL YARD MAINTENANCE FOR EW BROWN 05/30 - 07/03/11	JUL-2011
9,947	Other	EVANS CONSTRUCTION CO INC				64.00	588100	EVC19535	Truck washing June 2011	JUL-2011
9,948	Other	EVANS CONSTRUCTION CO INC				44.00	588100	EVC19535	Truck washing June 2011	JUL-2011
9,949	Other	EVANS CONSTRUCTION CO INC				44.00	588100	EVC19535	Truck washing June 2011	JUL-2011
9,950	Other	EVANS CONSTRUCTION CO INC				44.00	588100	EVC19535	Truck washing June 2011	JUL-2011
9,951	Other	EVANS CONSTRUCTION CO INC				44.00	588100	EVC19535	Truck washing June 2011	JUL-2011
9,952	Other	EVANS CONSTRUCTION CO INC				22.00	588100	EVC19535	Truck washing June 2011	JUL-2011
9,953	Other	EVANS CONSTRUCTION CO INC				22.00	588100	EVC19535	Truck washing June 2011	JUL-2011
9,954	Other	EVANS CONSTRUCTION CO INC				22.00	588100	EVC19535	Truck washing June 2011	JUL-2011
9,955	Other	EVANS CONSTRUCTION CO INC				22.00	588100	EVC19535	Truck washing June 2011	JUL-2011
9,956	Other	EVANS CONSTRUCTION CO INC				460.80	502100	EVC19536	PROVIDE JANITORIAL WORK FOR SYS LAB 3/1/11 THRU 12/31/11	JUL-2011
9,957	Other	EVANS CONSTRUCTION CO INC				2,112.47	501090	EVC19537	PROVIDE SERVICES FOR COAL SAMPLE PREPARATION AT SYSTEM LAB 3/1/2011-12/31/2011	SEP-2011
9,958	Other	EVANS CONSTRUCTION CO INC				1,772.10	923900	EVC19539	EVANS CONSTRUCTION - SIMPSONVILLE - JANITORIAL DUTIES. INVOICE EVC-19539	JUL-2011
9,959	Other	EVANS CONSTRUCTION CO INC				433.18	923900	EVC19539	EVANS CONSTRUCTION - SIMPSONVILLE - JANITORIAL DUTIES. INVOICE EVC-19539	JUL-2011
9,960	Other	EVANS CONSTRUCTION CO INC				1,205.50	506100	EVC19541	LABOR TO INSPECT AND TREAT SEWAGE WATER	JUL-2011
9,961	Other	EVANS CONSTRUCTION CO INC				1,609.83	506100	EVC19542	LABOR TO PERFORM JANITORIAL SERVICES IN JUNE	JUL-2011
9,962	Other	EVANS CONSTRUCTION CO INC				5,120.00	511100	EVC19576	WEED SPRAYING AT GHENT	JUL-2011
9,963	Other	EVANS CONSTRUCTION CO INC				2,880.00	511100	EVC19576	WEED SPRAYING AT GHENT	JUL-2011
9,964	Other	EVANS CONSTRUCTION CO INC				1,606.58	511100	EVC19611	PAYMENT OF INVOICE #EVC19611--GHENT FACILITY MAINTENANCE FOR THE PERIOD 6/27 THRU 7/3/11	JUL-2011

KENTUCKY UTILITIES COMPANY
Case No. 2012- 00221
Analysis of Professional Services Expenses For the Test Year

(A)	(B)	(C)	(D)	(E)	(F)	(G)	(H)	(I)		
Line No.	Type	Vendor	Rate Case	Audit	Other	Total	Account	Invoice	Description	Period
9,965	Other	EVANS CONSTRUCTION CO INC				719.71	511100	EVC19611	PAYMENT OF INVOICE #EVC19611--GHENT FACILITY MAINTENANCE FOR THE PERIOD 6/27 THRU 7/3/11	JUL-2011
9,966	Other	EVANS CONSTRUCTION CO INC				454.22	512005	EVC19611	PAYMENT OF INVOICE #EVC19611--GHENT FACILITY MAINTENANCE FOR THE PERIOD 6/27 THRU 7/3/11	JUL-2011
9,967	Other	EVANS CONSTRUCTION CO INC				335.16	511100	EVC19611	PAYMENT OF INVOICE #EVC19611--GHENT FACILITY MAINTENANCE FOR THE PERIOD 6/27 THRU 7/3/11	JUL-2011
9,968	Other	EVANS CONSTRUCTION CO INC				266.36	511100	EVC19611	PAYMENT OF INVOICE #EVC19611--GHENT FACILITY MAINTENANCE FOR THE PERIOD 6/27 THRU 7/3/11	JUL-2011
9,969	Other	EVANS CONSTRUCTION CO INC				98.78	511100	EVC19611	PAYMENT OF INVOICE #EVC19611--GHENT FACILITY MAINTENANCE FOR THE PERIOD 6/27 THRU 7/3/11	JUL-2011
9,970	Other	EVANS CONSTRUCTION CO INC				49.39	511100	EVC19611	PAYMENT OF INVOICE #EVC19611--GHENT FACILITY MAINTENANCE FOR THE PERIOD 6/27 THRU 7/3/11	JUL-2011
9,971	Other	EVANS CONSTRUCTION CO INC				47.88	511100	EVC19611	PAYMENT OF INVOICE #EVC19611--GHENT FACILITY MAINTENANCE FOR THE PERIOD 6/27 THRU 7/3/11	JUL-2011
9,972	Other	EVANS CONSTRUCTION CO INC				47.88	511100	EVC19611	PAYMENT OF INVOICE #EVC19611--GHENT FACILITY MAINTENANCE FOR THE PERIOD 6/27 THRU 7/3/11	JUL-2011
9,973	Other	EVANS CONSTRUCTION CO INC				23.94	511100	EVC19611	PAYMENT OF INVOICE #EVC19611--GHENT FACILITY MAINTENANCE FOR THE PERIOD 6/27 THRU 7/3/11	JUL-2011
9,974	Other	EVANS CONSTRUCTION CO INC				23.94	512102	EVC19611	PAYMENT OF INVOICE #EVC19611--GHENT FACILITY MAINTENANCE FOR THE PERIOD 6/27 THRU 7/3/11	JUL-2011
9,975	Other	EVANS CONSTRUCTION CO INC				101.16	512100	EVC19612	PAYMENT OF INVOICE #EVC19612--GHENT WAREHOUSE/TOOLROOM SUPPORT FOR THE PERIOD 6/27 THRU 7/3/11	JUL-2011
9,976	Other	EVANS CONSTRUCTION CO INC				3,220.57	502003	EVC19613	PAYMENT OF INVOICE #EVC19613--GHENT OUTSIDE MAINTENANCE FOR THE PERIOD 6/27 THRU 7/3/11	JUL-2011
9,977	Other	EVANS CONSTRUCTION CO INC				2,104.96	512005	EVC19613	PAYMENT OF INVOICE #EVC19613--GHENT OUTSIDE MAINTENANCE FOR THE PERIOD 6/27 THRU 7/3/11	JUL-2011
9,978	Other	EVANS CONSTRUCTION CO INC				585.76	512100	EVC19613	PAYMENT OF INVOICE #EVC19613--GHENT OUTSIDE MAINTENANCE FOR THE PERIOD 6/27 THRU 7/3/11	JUL-2011
9,979	Other	EVANS CONSTRUCTION CO INC				489.44	511100	EVC19613	PAYMENT OF INVOICE #EVC19613--GHENT OUTSIDE MAINTENANCE FOR THE PERIOD 6/27 THRU 7/3/11	JUL-2011
9,980	Other	EVANS CONSTRUCTION CO INC				489.44	511100	EVC19613	PAYMENT OF INVOICE #EVC19613--GHENT OUTSIDE MAINTENANCE FOR THE PERIOD 6/27 THRU 7/3/11	JUL-2011
9,981	Other	EVANS CONSTRUCTION CO INC				489.44	511100	EVC19613	PAYMENT OF INVOICE #EVC19613--GHENT OUTSIDE MAINTENANCE FOR THE PERIOD 6/27 THRU 7/3/11	JUL-2011
9,982	Other	EVANS CONSTRUCTION CO INC				489.44	511100	EVC19613	PAYMENT OF INVOICE #EVC19613--GHENT OUTSIDE MAINTENANCE FOR THE PERIOD 6/27 THRU 7/3/11	JUL-2011
9,983	Other	EVANS CONSTRUCTION CO INC				489.44	511100	EVC19613	PAYMENT OF INVOICE #EVC19613--GHENT OUTSIDE MAINTENANCE FOR THE PERIOD 6/27 THRU 7/3/11	JUL-2011
9,984	Other	EVANS CONSTRUCTION CO INC				252.00	511100	EVC19613	PAYMENT OF INVOICE #EVC19613--GHENT OUTSIDE MAINTENANCE FOR THE PERIOD 6/27 THRU 7/3/11	JUL-2011
9,985	Other	EVANS CONSTRUCTION CO INC				252.00	511100	EVC19613	PAYMENT OF INVOICE #EVC19613--GHENT OUTSIDE MAINTENANCE FOR THE PERIOD 6/27 THRU 7/3/11	JUL-2011
9,986	Other	EVANS CONSTRUCTION CO INC				238.08	512100	EVC19613	PAYMENT OF INVOICE #EVC19613--GHENT OUTSIDE MAINTENANCE FOR THE PERIOD 6/27 THRU 7/3/11	JUL-2011
9,987	Other	EVANS CONSTRUCTION CO INC				213.45	512100	EVC19613	PAYMENT OF INVOICE #EVC19613--GHENT OUTSIDE MAINTENANCE FOR THE PERIOD 6/27 THRU 7/3/11	JUL-2011
9,988	Other	EVANS CONSTRUCTION CO INC				204.00	511100	EVC19613	PAYMENT OF INVOICE #EVC19613--GHENT OUTSIDE MAINTENANCE FOR THE PERIOD 6/27 THRU 7/3/11	JUL-2011
9,989	Other	EVANS CONSTRUCTION CO INC				204.00	511100	EVC19613	PAYMENT OF INVOICE #EVC19613--GHENT OUTSIDE MAINTENANCE FOR THE PERIOD 6/27 THRU 7/3/11	JUL-2011
9,990	Other	EVANS CONSTRUCTION CO INC				193.44	512100	EVC19613	PAYMENT OF INVOICE #EVC19613--GHENT OUTSIDE MAINTENANCE FOR THE PERIOD 6/27 THRU 7/3/11	JUL-2011
9,991	Other	EVANS CONSTRUCTION CO INC				178.56	512100	EVC19613	PAYMENT OF INVOICE #EVC19613--GHENT OUTSIDE MAINTENANCE FOR THE PERIOD 6/27 THRU 7/3/11	JUL-2011
9,992	Other	EVANS CONSTRUCTION CO INC				96.00	512005	EVC19613	PAYMENT OF INVOICE #EVC19613--GHENT OUTSIDE MAINTENANCE FOR THE PERIOD 6/27 THRU 7/3/11	JUL-2011
9,993	Other	EVANS CONSTRUCTION CO INC				59.52	512100	EVC19613	PAYMENT OF INVOICE #EVC19613--GHENT OUTSIDE MAINTENANCE FOR THE PERIOD 6/27 THRU 7/3/11	JUL-2011
9,994	Other	EVANS CONSTRUCTION CO INC				59.52	512100	EVC19613	PAYMENT OF INVOICE #EVC19613--GHENT OUTSIDE MAINTENANCE FOR THE PERIOD 6/27 THRU 7/3/11	JUL-2011

KENTUCKY UTILITIES COMPANY
Case No. 2012- 00221
Analysis of Professional Services Expenses For the Test Year

(A)	(B)	(C)	(D)	(E)	(F)	(G)	(H)	(I)		
Line No.	Type	Vendor	Rate Case	Audit	Other	Total	Account	Invoice	Description	Period
9,995	Other	EVANS CONSTRUCTION CO INC				59.52	512100	EVC19613	PAYMENT OF INVOICE #EVC19613--GHENT OUTSIDE MAINTENANCE FOR THE PERIOD 6/27 THRU 7/3/11	JUL-2011
9,996	Other	EVANS CONSTRUCTION CO INC				59.52	512100	EVC19613	PAYMENT OF INVOICE #EVC19613--GHENT OUTSIDE MAINTENANCE FOR THE PERIOD 6/27 THRU 7/3/11	JUL-2011
9,997	Other	EVANS CONSTRUCTION CO INC				48.00	511100	EVC19613	PAYMENT OF INVOICE #EVC19613--GHENT OUTSIDE MAINTENANCE FOR THE PERIOD 6/27 THRU 7/3/11	JUL-2011
9,998	Other	EVANS CONSTRUCTION CO INC				529.47	552100	EVC19616	CT SITE MAINT 06/27 - 07/03/11	JUL-2011
9,999	Other	EVANS CONSTRUCTION CO INC				314.82	552100	EVC19616	CT SITE MAINT 06/27 - 07/03/11	JUL-2011
10,000	Other	EVANS CONSTRUCTION CO INC				171.72	554100	EVC19616	CT SITE MAINT 06/27 - 07/03/11	JUL-2011
10,001	Other	EVANS CONSTRUCTION CO INC				85.86	553100	EVC19616	CT SITE MAINT 06/27 - 07/03/11	JUL-2011
10,002	Other	EVANS CONSTRUCTION CO INC				14.31	552100	EVC19616	CT SITE MAINT 06/27 - 07/03/11	JUL-2011
10,003	Other	EVANS CONSTRUCTION CO INC				14.31	552100	EVC19616	CT SITE MAINT 06/27 - 07/03/11	JUL-2011
10,004	Other	EVANS CONSTRUCTION CO INC				14.31	554100	EVC19616	CT SITE MAINT 06/27 - 07/03/11	JUL-2011
10,005	Other	EVANS CONSTRUCTION CO INC				1,954.75	511100	EVC19617	MAINT 06/27 - 07/03/11	JUL-2011
10,006	Other	EVANS CONSTRUCTION CO INC				992.48	511100	EVC19617	MAINT 06/27 - 07/03/11	JUL-2011
10,007	Other	EVANS CONSTRUCTION CO INC				495.98	512100	EVC19617	MAINT 06/27 - 07/03/11	JUL-2011
10,008	Other	EVANS CONSTRUCTION CO INC				443.22	511100	EVC19617	MAINT 06/27 - 07/03/11	JUL-2011
10,009	Other	EVANS CONSTRUCTION CO INC				438.74	511100	EVC19617	MAINT 06/27 - 07/03/11	JUL-2011
10,010	Other	EVANS CONSTRUCTION CO INC				310.15	512017	EVC19617	MAINT 06/27 - 07/03/11	JUL-2011
10,011	Other	EVANS CONSTRUCTION CO INC				295.48	511100	EVC19617	MAINT 06/27 - 07/03/11	JUL-2011
10,012	Other	EVANS CONSTRUCTION CO INC				286.20	511100	EVC19617	MAINT 06/27 - 07/03/11	JUL-2011
10,013	Other	EVANS CONSTRUCTION CO INC				286.20	512100	EVC19617	MAINT 06/27 - 07/03/11	JUL-2011
10,014	Other	EVANS CONSTRUCTION CO INC				271.89	542100	EVC19617	MAINT 06/27 - 07/03/11	JUL-2011
10,015	Other	EVANS CONSTRUCTION CO INC				266.86	512100	EVC19617	MAINT 06/27 - 07/03/11	JUL-2011
10,016	Other	EVANS CONSTRUCTION CO INC				248.12	512017	EVC19617	MAINT 06/27 - 07/03/11	JUL-2011
10,017	Other	EVANS CONSTRUCTION CO INC				214.65	512100	EVC19617	MAINT 06/27 - 07/03/11	JUL-2011
10,018	Other	EVANS CONSTRUCTION CO INC				186.03	512005	EVC19617	MAINT 06/27 - 07/03/11	JUL-2011
10,019	Other	EVANS CONSTRUCTION CO INC				171.72	511100	EVC19617	MAINT 06/27 - 07/03/11	JUL-2011
10,020	Other	EVANS CONSTRUCTION CO INC				147.74	511100	EVC19617	MAINT 06/27 - 07/03/11	JUL-2011
10,021	Other	EVANS CONSTRUCTION CO INC				147.74	511100	EVC19617	MAINT 06/27 - 07/03/11	JUL-2011
10,022	Other	EVANS CONSTRUCTION CO INC				147.74	512100	EVC19617	MAINT 06/27 - 07/03/11	JUL-2011
10,023	Other	EVANS CONSTRUCTION CO INC				128.79	512100	EVC19617	MAINT 06/27 - 07/03/11	JUL-2011
10,024	Other	EVANS CONSTRUCTION CO INC				124.06	511100	EVC19617	MAINT 06/27 - 07/03/11	JUL-2011
10,025	Other	EVANS CONSTRUCTION CO INC				114.48	512100	EVC19617	MAINT 06/27 - 07/03/11	JUL-2011
10,026	Other	EVANS CONSTRUCTION CO INC				114.48	512100	EVC19617	MAINT 06/27 - 07/03/11	JUL-2011
10,027	Other	EVANS CONSTRUCTION CO INC				114.48	512100	EVC19617	MAINT 06/27 - 07/03/11	JUL-2011
10,028	Other	EVANS CONSTRUCTION CO INC				114.48	513100	EVC19617	MAINT 06/27 - 07/03/11	JUL-2011
10,029	Other	EVANS CONSTRUCTION CO INC				114.48	513100	EVC19617	MAINT 06/27 - 07/03/11	JUL-2011
10,030	Other	EVANS CONSTRUCTION CO INC				100.17	512100	EVC19617	MAINT 06/27 - 07/03/11	JUL-2011
10,031	Other	EVANS CONSTRUCTION CO INC				85.86	512005	EVC19617	MAINT 06/27 - 07/03/11	JUL-2011
10,032	Other	EVANS CONSTRUCTION CO INC				85.86	512100	EVC19617	MAINT 06/27 - 07/03/11	JUL-2011
10,033	Other	EVANS CONSTRUCTION CO INC				85.86	514100	EVC19617	MAINT 06/27 - 07/03/11	JUL-2011
10,034	Other	EVANS CONSTRUCTION CO INC				73.87	511100	EVC19617	MAINT 06/27 - 07/03/11	JUL-2011
10,035	Other	EVANS CONSTRUCTION CO INC				62.03	512017	EVC19617	MAINT 06/27 - 07/03/11	JUL-2011
10,036	Other	EVANS CONSTRUCTION CO INC				62.03	512017	EVC19617	MAINT 06/27 - 07/03/11	JUL-2011
10,037	Other	EVANS CONSTRUCTION CO INC				57.24	512100	EVC19617	MAINT 06/27 - 07/03/11	JUL-2011
10,038	Other	EVANS CONSTRUCTION CO INC				57.24	514100	EVC19617	MAINT 06/27 - 07/03/11	JUL-2011
10,039	Other	EVANS CONSTRUCTION CO INC				57.24	514100	EVC19617	MAINT 06/27 - 07/03/11	JUL-2011
10,040	Other	EVANS CONSTRUCTION CO INC				57.24	542100	EVC19617	MAINT 06/27 - 07/03/11	JUL-2011
10,041	Other	EVANS CONSTRUCTION CO INC				57.24	544100	EVC19617	MAINT 06/27 - 07/03/11	JUL-2011
10,042	Other	EVANS CONSTRUCTION CO INC				45.25	511100	EVC19617	MAINT 06/27 - 07/03/11	JUL-2011
10,043	Other	EVANS CONSTRUCTION CO INC				28.62	511100	EVC19617	MAINT 06/27 - 07/03/11	JUL-2011
10,044	Other	EVANS CONSTRUCTION CO INC				28.62	511100	EVC19617	MAINT 06/27 - 07/03/11	JUL-2011
10,045	Other	EVANS CONSTRUCTION CO INC				28.62	514100	EVC19617	MAINT 06/27 - 07/03/11	JUL-2011
10,046	Other	EVANS CONSTRUCTION CO INC				14.31	545100	EVC19617	MAINT 06/27 - 07/03/11	JUL-2011
10,047	Other	EVANS CONSTRUCTION CO INC				14.31	545100	EVC19617	MAINT 06/27 - 07/03/11	JUL-2011
10,048	Other	EVANS CONSTRUCTION CO INC				1,901.84	511100	EVC19618	PAYMENT OF INVOICE #EVC19618--GHENT FACILITY MAINTENANCE FOR THE PERIOD 7/4 THRU 7/10/11	JUL-2011
10,049	Other	EVANS CONSTRUCTION CO INC				622.44	511100	EVC19618	PAYMENT OF INVOICE #EVC19618--GHENT FACILITY MAINTENANCE FOR THE PERIOD 7/4 THRU 7/10/11	JUL-2011

KENTUCKY UTILITIES COMPANY
Case No. 2012- 00221
Analysis of Professional Services Expenses For the Test Year

(A)	(B)	(C)	(D)	(E)	(F)	(G)	(H)	(I)		
Line No.	Type	Vendor	Rate Case	Audit	Other	Total	Account	Invoice	Description	Period
10,050	Other	EVANS CONSTRUCTION CO INC				530.30	511100	EVC19618	PAYMENT OF INVOICE #EVC19618--GHENT FACILITY MAINTENANCE FOR THE PERIOD 7/4 THRU 7/10/11	JUL-2011
10,051	Other	EVANS CONSTRUCTION CO INC				143.64	511100	EVC19618	PAYMENT OF INVOICE #EVC19618--GHENT FACILITY MAINTENANCE FOR THE PERIOD 7/4 THRU 7/10/11	JUL-2011
10,052	Other	EVANS CONSTRUCTION CO INC				143.64	511100	EVC19618	PAYMENT OF INVOICE #EVC19618--GHENT FACILITY MAINTENANCE FOR THE PERIOD 7/4 THRU 7/10/11	JUL-2011
10,053	Other	EVANS CONSTRUCTION CO INC				143.64	511100	EVC19618	PAYMENT OF INVOICE #EVC19618--GHENT FACILITY MAINTENANCE FOR THE PERIOD 7/4 THRU 7/10/11	JUL-2011
10,054	Other	EVANS CONSTRUCTION CO INC				106.06	511100	EVC19618	PAYMENT OF INVOICE #EVC19618--GHENT FACILITY MAINTENANCE FOR THE PERIOD 7/4 THRU 7/10/11	JUL-2011
10,055	Other	EVANS CONSTRUCTION CO INC				53.03	512005	EVC19618	PAYMENT OF INVOICE #EVC19618--GHENT FACILITY MAINTENANCE FOR THE PERIOD 7/4 THRU 7/10/11	JUL-2011
10,056	Other	EVANS CONSTRUCTION CO INC				53.03	512100	EVC19618	PAYMENT OF INVOICE #EVC19618--GHENT FACILITY MAINTENANCE FOR THE PERIOD 7/4 THRU 7/10/11	JUL-2011
10,057	Other	EVANS CONSTRUCTION CO INC				26.52	514100	EVC19618	PAYMENT OF INVOICE #EVC19618--GHENT FACILITY MAINTENANCE FOR THE PERIOD 7/4 THRU 7/10/11	JUL-2011
10,058	Other	EVANS CONSTRUCTION CO INC				26.52	514100	EVC19618	PAYMENT OF INVOICE #EVC19618--GHENT FACILITY MAINTENANCE FOR THE PERIOD 7/4 THRU 7/10/11	JUL-2011
10,059	Other	EVANS CONSTRUCTION CO INC				26.52	514100	EVC19618	PAYMENT OF INVOICE #EVC19618--GHENT FACILITY MAINTENANCE FOR THE PERIOD 7/4 THRU 7/10/11	JUL-2011
10,060	Other	EVANS CONSTRUCTION CO INC				26.52	514100	EVC19618	PAYMENT OF INVOICE #EVC19618--GHENT FACILITY MAINTENANCE FOR THE PERIOD 7/4 THRU 7/10/11	JUL-2011
10,061	Other	EVANS CONSTRUCTION CO INC				1,796.07	502003	EVC19620	PAYMENT OF INVOICE #EVC19620--GHENT OUTSIDE MAINTENANCE FOR THE PERIOD 7/4 THRU 7/10/11	JUL-2011
10,062	Other	EVANS CONSTRUCTION CO INC				1,682.22	511100	EVC19620	PAYMENT OF INVOICE #EVC19620--GHENT OUTSIDE MAINTENANCE FOR THE PERIOD 7/4 THRU 7/10/11	JUL-2011
10,063	Other	EVANS CONSTRUCTION CO INC				1,435.04	511100	EVC19620	PAYMENT OF INVOICE #EVC19620--GHENT OUTSIDE MAINTENANCE FOR THE PERIOD 7/4 THRU 7/10/11	JUL-2011
10,064	Other	EVANS CONSTRUCTION CO INC				526.24	512017	EVC19620	PAYMENT OF INVOICE #EVC19620--GHENT OUTSIDE MAINTENANCE FOR THE PERIOD 7/4 THRU 7/10/11	JUL-2011
10,065	Other	EVANS CONSTRUCTION CO INC				489.44	511100	EVC19620	PAYMENT OF INVOICE #EVC19620--GHENT OUTSIDE MAINTENANCE FOR THE PERIOD 7/4 THRU 7/10/11	JUL-2011
10,066	Other	EVANS CONSTRUCTION CO INC				489.44	512005	EVC19620	PAYMENT OF INVOICE #EVC19620--GHENT OUTSIDE MAINTENANCE FOR THE PERIOD 7/4 THRU 7/10/11	JUL-2011
10,067	Other	EVANS CONSTRUCTION CO INC				488.03	511100	EVC19620	PAYMENT OF INVOICE #EVC19620--GHENT OUTSIDE MAINTENANCE FOR THE PERIOD 7/4 THRU 7/10/11	JUL-2011
10,068	Other	EVANS CONSTRUCTION CO INC				300.00	511100	EVC19620	PAYMENT OF INVOICE #EVC19620--GHENT OUTSIDE MAINTENANCE FOR THE PERIOD 7/4 THRU 7/10/11	JUL-2011
10,069	Other	EVANS CONSTRUCTION CO INC				238.08	511100	EVC19620	PAYMENT OF INVOICE #EVC19620--GHENT OUTSIDE MAINTENANCE FOR THE PERIOD 7/4 THRU 7/10/11	JUL-2011
10,070	Other	EVANS CONSTRUCTION CO INC				238.08	513100	EVC19620	PAYMENT OF INVOICE #EVC19620--GHENT OUTSIDE MAINTENANCE FOR THE PERIOD 7/4 THRU 7/10/11	JUL-2011
10,071	Other	EVANS CONSTRUCTION CO INC				204.00	511100	EVC19620	PAYMENT OF INVOICE #EVC19620--GHENT OUTSIDE MAINTENANCE FOR THE PERIOD 7/4 THRU 7/10/11	JUL-2011
10,072	Other	EVANS CONSTRUCTION CO INC				204.00	511100	EVC19620	PAYMENT OF INVOICE #EVC19620--GHENT OUTSIDE MAINTENANCE FOR THE PERIOD 7/4 THRU 7/10/11	JUL-2011
10,073	Other	EVANS CONSTRUCTION CO INC				119.04	512100	EVC19620	PAYMENT OF INVOICE #EVC19620--GHENT OUTSIDE MAINTENANCE FOR THE PERIOD 7/4 THRU 7/10/11	JUL-2011
10,074	Other	EVANS CONSTRUCTION CO INC				119.04	512100	EVC19620	PAYMENT OF INVOICE #EVC19620--GHENT OUTSIDE MAINTENANCE FOR THE PERIOD 7/4 THRU 7/10/11	JUL-2011
10,075	Other	EVANS CONSTRUCTION CO INC				89.28	512100	EVC19620	PAYMENT OF INVOICE #EVC19620--GHENT OUTSIDE MAINTENANCE FOR THE PERIOD 7/4 THRU 7/10/11	JUL-2011
10,076	Other	EVANS CONSTRUCTION CO INC				89.28	512100	EVC19620	PAYMENT OF INVOICE #EVC19620--GHENT OUTSIDE MAINTENANCE FOR THE PERIOD 7/4 THRU 7/10/11	JUL-2011
10,077	Other	EVANS CONSTRUCTION CO INC				59.52	512100	EVC19620	PAYMENT OF INVOICE #EVC19620--GHENT OUTSIDE MAINTENANCE FOR THE PERIOD 7/4 THRU 7/10/11	JUL-2011
10,078	Other	EVANS CONSTRUCTION CO INC				48.00	512017	EVC19620	PAYMENT OF INVOICE #EVC19620--GHENT OUTSIDE MAINTENANCE FOR THE PERIOD 7/4 THRU 7/10/11	JUL-2011
10,079	Other	EVANS CONSTRUCTION CO INC				48.00	512100	EVC19620	PAYMENT OF INVOICE #EVC19620--GHENT OUTSIDE MAINTENANCE FOR THE PERIOD 7/4 THRU 7/10/11	JUL-2011

KENTUCKY UTILITIES COMPANY
Case No. 2012- 00221
Analysis of Professional Services Expenses For the Test Year

(A)	(B)	(C)	(D)	(E)	(F)	(G)	(H)	(I)		
Line No.	Type	Vendor	Rate Case	Audit	Other	Total	Account	Invoice	Description	Period
10,080	Other	EVANS CONSTRUCTION CO INC				18,246.68	511100	EVC19621	PAYMENT OF INVOICE #EVC19621--GHENT JANITORIAL FOR THE MONTH OF JULY 2011	JUL-2011
10,081	Other	EVANS CONSTRUCTION CO INC				5,991.45	511100	EVC19621	PAYMENT OF INVOICE #EVC19621--GHENT JANITORIAL FOR THE MONTH OF JULY 2011	JUL-2011
10,082	Other	EVANS CONSTRUCTION CO INC				2,995.73	511100	EVC19621	PAYMENT OF INVOICE #EVC19621--GHENT JANITORIAL FOR THE MONTH OF JULY 2011	JUL-2011
10,083	Other	EVANS CONSTRUCTION CO INC				1,341.34	511100	EVC19621	PAYMENT OF INVOICE #EVC19621--GHENT JANITORIAL FOR THE MONTH OF JULY 2011	JUL-2011
10,084	Other	EVANS CONSTRUCTION CO INC				157.41	552100	EVC19623	CT SITE MAINT 07/04 - 07/10/11	AUG-2011
10,085	Other	EVANS CONSTRUCTION CO INC				85.86	553100	EVC19623	CT SITE MAINT 07/04 - 07/10/11	AUG-2011
10,086	Other	EVANS CONSTRUCTION CO INC				85.86	553100	EVC19623	CT SITE MAINT 07/04 - 07/10/11	AUG-2011
10,087	Other	EVANS CONSTRUCTION CO INC				85.86	553100	EVC19623	CT SITE MAINT 07/04 - 07/10/11	AUG-2011
10,088	Other	EVANS CONSTRUCTION CO INC				57.24	553100	EVC19623	CT SITE MAINT 07/04 - 07/10/11	AUG-2011
10,089	Other	EVANS CONSTRUCTION CO INC				57.24	553100	EVC19623	CT SITE MAINT 07/04 - 07/10/11	AUG-2011
10,090	Other	EVANS CONSTRUCTION CO INC				42.93	553100	EVC19623	CT SITE MAINT 07/04 - 07/10/11	AUG-2011
10,091	Other	EVANS CONSTRUCTION CO INC				42.93	553100	EVC19623	CT SITE MAINT 07/04 - 07/10/11	AUG-2011
10,092	Other	EVANS CONSTRUCTION CO INC				28.62	553100	EVC19623	CT SITE MAINT 07/04 - 07/10/11	AUG-2011
10,093	Other	EVANS CONSTRUCTION CO INC				28.62	553100	EVC19623	CT SITE MAINT 07/04 - 07/10/11	AUG-2011
10,094	Other	EVANS CONSTRUCTION CO INC				28.62	553100	EVC19623	CT SITE MAINT 07/04 - 07/10/11	AUG-2011
10,095	Other	EVANS CONSTRUCTION CO INC				28.62	553100	EVC19623	CT SITE MAINT 07/04 - 07/10/11	AUG-2011
10,096	Other	EVANS CONSTRUCTION CO INC				14.31	552100	EVC19623	CT SITE MAINT 07/04 - 07/10/11	AUG-2011
10,097	Other	EVANS CONSTRUCTION CO INC				14.31	553100	EVC19623	CT SITE MAINT 07/04 - 07/10/11	AUG-2011
10,098	Other	EVANS CONSTRUCTION CO INC				14.31	553100	EVC19623	CT SITE MAINT 07/04 - 07/10/11	AUG-2011
10,099	Other	EVANS CONSTRUCTION CO INC				14.31	553100	EVC19623	CT SITE MAINT 07/04 - 07/10/11	AUG-2011
10,100	Other	EVANS CONSTRUCTION CO INC				14.31	553100	EVC19623	CT SITE MAINT 07/04 - 07/10/11	AUG-2011
10,101	Other	EVANS CONSTRUCTION CO INC				14.31	553100	EVC19623	CT SITE MAINT 07/04 - 07/10/11	AUG-2011
10,102	Other	EVANS CONSTRUCTION CO INC				14.31	553100	EVC19623	CT SITE MAINT 07/04 - 07/10/11	AUG-2011
10,103	Other	EVANS CONSTRUCTION CO INC				14.31	553100	EVC19623	CT SITE MAINT 07/04 - 07/10/11	AUG-2011
10,104	Other	EVANS CONSTRUCTION CO INC				14.31	553100	EVC19623	CT SITE MAINT 07/04 - 07/10/11	AUG-2011
10,105	Other	EVANS CONSTRUCTION CO INC				14.31	553100	EVC19623	CT SITE MAINT 07/04 - 07/10/11	AUG-2011
10,106	Other	EVANS CONSTRUCTION CO INC				14.31	553100	EVC19623	CT SITE MAINT 07/04 - 07/10/11	AUG-2011
10,107	Other	EVANS CONSTRUCTION CO INC				14.31	553100	EVC19623	CT SITE MAINT 07/04 - 07/10/11	AUG-2011
10,108	Other	EVANS CONSTRUCTION CO INC				14.31	553100	EVC19623	CT SITE MAINT 07/04 - 07/10/11	AUG-2011
10,109	Other	EVANS CONSTRUCTION CO INC				1,071.12	511100	EVC19624	MAINTENANCE 07/04 - 07/10/11	AUG-2011
10,110	Other	EVANS CONSTRUCTION CO INC				1,021.22	511100	EVC19624	MAINTENANCE 07/04 - 07/10/11	AUG-2011
10,111	Other	EVANS CONSTRUCTION CO INC				554.03	511100	EVC19624	MAINTENANCE 07/04 - 07/10/11	AUG-2011
10,112	Other	EVANS CONSTRUCTION CO INC				457.92	544100	EVC19624	MAINTENANCE 07/04 - 07/10/11	AUG-2011
10,113	Other	EVANS CONSTRUCTION CO INC				357.75	512100	EVC19624	MAINTENANCE 07/04 - 07/10/11	AUG-2011
10,114	Other	EVANS CONSTRUCTION CO INC				271.89	512100	EVC19624	MAINTENANCE 07/04 - 07/10/11	AUG-2011
10,115	Other	EVANS CONSTRUCTION CO INC				243.27	512100	EVC19624	MAINTENANCE 07/04 - 07/10/11	AUG-2011
10,116	Other	EVANS CONSTRUCTION CO INC				228.96	542100	EVC19624	MAINTENANCE 07/04 - 07/10/11	AUG-2011
10,117	Other	EVANS CONSTRUCTION CO INC				214.65	512100	EVC19624	MAINTENANCE 07/04 - 07/10/11	AUG-2011
10,118	Other	EVANS CONSTRUCTION CO INC				200.34	511100	EVC19624	MAINTENANCE 07/04 - 07/10/11	AUG-2011
10,119	Other	EVANS CONSTRUCTION CO INC				190.88	512017	EVC19624	MAINTENANCE 07/04 - 07/10/11	AUG-2011
10,120	Other	EVANS CONSTRUCTION CO INC				147.74	511100	EVC19624	MAINTENANCE 07/04 - 07/10/11	AUG-2011
10,121	Other	EVANS CONSTRUCTION CO INC				128.85	511100	EVC19624	MAINTENANCE 07/04 - 07/10/11	AUG-2011
10,122	Other	EVANS CONSTRUCTION CO INC				128.79	512100	EVC19624	MAINTENANCE 07/04 - 07/10/11	AUG-2011
10,123	Other	EVANS CONSTRUCTION CO INC				114.48	511100	EVC19624	MAINTENANCE 07/04 - 07/10/11	AUG-2011
10,124	Other	EVANS CONSTRUCTION CO INC				114.48	512100	EVC19624	MAINTENANCE 07/04 - 07/10/11	AUG-2011
10,125	Other	EVANS CONSTRUCTION CO INC				114.48	513100	EVC19624	MAINTENANCE 07/04 - 07/10/11	AUG-2011
10,126	Other	EVANS CONSTRUCTION CO INC				100.17	511100	EVC19624	MAINTENANCE 07/04 - 07/10/11	AUG-2011
10,127	Other	EVANS CONSTRUCTION CO INC				100.17	512100	EVC19624	MAINTENANCE 07/04 - 07/10/11	AUG-2011
10,128	Other	EVANS CONSTRUCTION CO INC				85.86	512100	EVC19624	MAINTENANCE 07/04 - 07/10/11	AUG-2011
10,129	Other	EVANS CONSTRUCTION CO INC				85.86	512100	EVC19624	MAINTENANCE 07/04 - 07/10/11	AUG-2011
10,130	Other	EVANS CONSTRUCTION CO INC				85.86	512100	EVC19624	MAINTENANCE 07/04 - 07/10/11	AUG-2011
10,131	Other	EVANS CONSTRUCTION CO INC				62.03	512017	EVC19624	MAINTENANCE 07/04 - 07/10/11	AUG-2011
10,132	Other	EVANS CONSTRUCTION CO INC				62.03	512017	EVC19624	MAINTENANCE 07/04 - 07/10/11	AUG-2011
10,133	Other	EVANS CONSTRUCTION CO INC				57.24	512100	EVC19624	MAINTENANCE 07/04 - 07/10/11	AUG-2011
10,134	Other	EVANS CONSTRUCTION CO INC				57.24	512100	EVC19624	MAINTENANCE 07/04 - 07/10/11	AUG-2011
10,135	Other	EVANS CONSTRUCTION CO INC				57.24	512100	EVC19624	MAINTENANCE 07/04 - 07/10/11	AUG-2011

KENTUCKY UTILITIES COMPANY
Case No. 2012- 00221
Analysis of Professional Services Expenses For the Test Year

(A)	(B)	(C)	(D)	(E)	(F)	(G)	(H)	(I)		
Line No.	Type	Vendor	Rate Case	Audit	Other	Total	Account	Invoice	Description	Period
10,136	Other	EVANS CONSTRUCTION CO INC				57.24	512100	EVC19624	MAINTENANCE 07/04 - 07/10/11	AUG-2011
10,137	Other	EVANS CONSTRUCTION CO INC				57.24	514100	EVC19624	MAINTENANCE 07/04 - 07/10/11	AUG-2011
10,138	Other	EVANS CONSTRUCTION CO INC				42.93	512100	EVC19624	MAINTENANCE 07/04 - 07/10/11	AUG-2011
10,139	Other	EVANS CONSTRUCTION CO INC				42.93	514100	EVC19624	MAINTENANCE 07/04 - 07/10/11	AUG-2011
10,140	Other	EVANS CONSTRUCTION CO INC				31.02	511100	EVC19624	MAINTENANCE 07/04 - 07/10/11	AUG-2011
10,141	Other	EVANS CONSTRUCTION CO INC				31.02	511100	EVC19624	MAINTENANCE 07/04 - 07/10/11	AUG-2011
10,142	Other	EVANS CONSTRUCTION CO INC				28.62	513100	EVC19624	MAINTENANCE 07/04 - 07/10/11	AUG-2011
10,143	Other	EVANS CONSTRUCTION CO INC				28.62	514100	EVC19624	MAINTENANCE 07/04 - 07/10/11	AUG-2011
10,144	Other	EVANS CONSTRUCTION CO INC				28.62	514100	EVC19624	MAINTENANCE 07/04 - 07/10/11	AUG-2011
10,145	Other	EVANS CONSTRUCTION CO INC				28.62	514100	EVC19624	MAINTENANCE 07/04 - 07/10/11	AUG-2011
10,146	Other	EVANS CONSTRUCTION CO INC				14.31	513100	EVC19624	MAINTENANCE 07/04 - 07/10/11	AUG-2011
10,147	Other	EVANS CONSTRUCTION CO INC				14.31	513100	EVC19624	MAINTENANCE 07/04 - 07/10/11	AUG-2011
10,148	Other	EVANS CONSTRUCTION CO INC				14.31	513100	EVC19624	MAINTENANCE 07/04 - 07/10/11	AUG-2011
10,149	Other	EVANS CONSTRUCTION CO INC				2,064.55	511100	EVC19625	GHENT FACILITY MAINTENANCE FOR THE PERIOD 7/11 THRU 7/17/11	JUL-2011
10,150	Other	EVANS CONSTRUCTION CO INC				1,340.64	511100	EVC19625	GHENT FACILITY MAINTENANCE FOR THE PERIOD 7/11 THRU 7/17/11	JUL-2011
10,151	Other	EVANS CONSTRUCTION CO INC				749.10	511100	EVC19625	GHENT FACILITY MAINTENANCE FOR THE PERIOD 7/11 THRU 7/17/11	JUL-2011
10,152	Other	EVANS CONSTRUCTION CO INC				338.96	512100	EVC19625	GHENT FACILITY MAINTENANCE FOR THE PERIOD 7/11 THRU 7/17/11	JUL-2011
10,153	Other	EVANS CONSTRUCTION CO INC				265.15	512017	EVC19625	GHENT FACILITY MAINTENANCE FOR THE PERIOD 7/11 THRU 7/17/11	JUL-2011
10,154	Other	EVANS CONSTRUCTION CO INC				47.88	511100	EVC19625	GHENT FACILITY MAINTENANCE FOR THE PERIOD 7/11 THRU 7/17/11	JUL-2011
10,155	Other	EVANS CONSTRUCTION CO INC				47.88	512100	EVC19625	GHENT FACILITY MAINTENANCE FOR THE PERIOD 7/11 THRU 7/17/11	JUL-2011
10,156	Other	EVANS CONSTRUCTION CO INC				23.94	512100	EVC19625	GHENT FACILITY MAINTENANCE FOR THE PERIOD 7/11 THRU 7/17/11	JUL-2011
10,157	Other	EVANS CONSTRUCTION CO INC				11.97	514100	EVC19625	GHENT FACILITY MAINTENANCE FOR THE PERIOD 7/11 THRU 7/17/11	JUL-2011
10,158	Other	EVANS CONSTRUCTION CO INC				11.97	514100	EVC19625	GHENT FACILITY MAINTENANCE FOR THE PERIOD 7/11 THRU 7/17/11	JUL-2011
10,159	Other	EVANS CONSTRUCTION CO INC				4,552.86	511100	EVC19627	GHENT OUTSIDE MAINTENANCE FOR THE PERIOD 7/11 THRU 7/17/11	JUL-2011
10,160	Other	EVANS CONSTRUCTION CO INC				2,327.24	502003	EVC19627	GHENT OUTSIDE MAINTENANCE FOR THE PERIOD 7/11 THRU 7/17/11	JUL-2011
10,161	Other	EVANS CONSTRUCTION CO INC				972.00	512017	EVC19627	GHENT OUTSIDE MAINTENANCE FOR THE PERIOD 7/11 THRU 7/17/11	JUL-2011
10,162	Other	EVANS CONSTRUCTION CO INC				864.72	512005	EVC19627	GHENT OUTSIDE MAINTENANCE FOR THE PERIOD 7/11 THRU 7/17/11	JUL-2011
10,163	Other	EVANS CONSTRUCTION CO INC				838.92	511100	EVC19627	GHENT OUTSIDE MAINTENANCE FOR THE PERIOD 7/11 THRU 7/17/11	JUL-2011
10,164	Other	EVANS CONSTRUCTION CO INC				674.40	511100	EVC19627	GHENT OUTSIDE MAINTENANCE FOR THE PERIOD 7/11 THRU 7/17/11	JUL-2011
10,165	Other	EVANS CONSTRUCTION CO INC				600.00	511100	EVC19627	GHENT OUTSIDE MAINTENANCE FOR THE PERIOD 7/11 THRU 7/17/11	JUL-2011
10,166	Other	EVANS CONSTRUCTION CO INC				535.68	512017	EVC19627	GHENT OUTSIDE MAINTENANCE FOR THE PERIOD 7/11 THRU 7/17/11	JUL-2011
10,167	Other	EVANS CONSTRUCTION CO INC				476.16	512005	EVC19627	GHENT OUTSIDE MAINTENANCE FOR THE PERIOD 7/11 THRU 7/17/11	JUL-2011
10,168	Other	EVANS CONSTRUCTION CO INC				359.77	511100	EVC19627	GHENT OUTSIDE MAINTENANCE FOR THE PERIOD 7/11 THRU 7/17/11	JUL-2011
10,169	Other	EVANS CONSTRUCTION CO INC				294.64	511100	EVC19627	GHENT OUTSIDE MAINTENANCE FOR THE PERIOD 7/11 THRU 7/17/11	JUL-2011
10,170	Other	EVANS CONSTRUCTION CO INC				283.59	512005	EVC19627	GHENT OUTSIDE MAINTENANCE FOR THE PERIOD 7/11 THRU 7/17/11	JUL-2011
10,171	Other	EVANS CONSTRUCTION CO INC				278.81	511100	EVC19627	GHENT OUTSIDE MAINTENANCE FOR THE PERIOD 7/11 THRU 7/17/11	JUL-2011
10,172	Other	EVANS CONSTRUCTION CO INC				238.08	511100	EVC19627	GHENT OUTSIDE MAINTENANCE FOR THE PERIOD 7/11 THRU 7/17/11	JUL-2011
10,173	Other	EVANS CONSTRUCTION CO INC				238.08	511100	EVC19627	GHENT OUTSIDE MAINTENANCE FOR THE PERIOD 7/11 THRU 7/17/11	JUL-2011
10,174	Other	EVANS CONSTRUCTION CO INC				238.08	512100	EVC19627	GHENT OUTSIDE MAINTENANCE FOR THE PERIOD 7/11 THRU 7/17/11	JUL-2011
10,175	Other	EVANS CONSTRUCTION CO INC				130.87	511100	EVC19627	GHENT OUTSIDE MAINTENANCE FOR THE PERIOD 7/11 THRU 7/17/11	JUL-2011
10,176	Other	EVANS CONSTRUCTION CO INC				119.04	512005	EVC19627	GHENT OUTSIDE MAINTENANCE FOR THE PERIOD 7/11 THRU 7/17/11	JUL-2011
10,177	Other	EVANS CONSTRUCTION CO INC				59.52	512100	EVC19627	GHENT OUTSIDE MAINTENANCE FOR THE PERIOD 7/11 THRU 7/17/11	JUL-2011
10,178	Other	EVANS CONSTRUCTION CO INC				59.52	512100	EVC19627	GHENT OUTSIDE MAINTENANCE FOR THE PERIOD 7/11 THRU 7/17/11	JUL-2011
10,179	Other	EVANS CONSTRUCTION CO INC				59.52	512100	EVC19627	GHENT OUTSIDE MAINTENANCE FOR THE PERIOD 7/11 THRU 7/17/11	JUL-2011
10,180	Other	EVANS CONSTRUCTION CO INC				59.52	512100	EVC19627	GHENT OUTSIDE MAINTENANCE FOR THE PERIOD 7/11 THRU 7/17/11	JUL-2011
10,181	Other	EVANS CONSTRUCTION CO INC				59.52	512100	EVC19627	GHENT OUTSIDE MAINTENANCE FOR THE PERIOD 7/11 THRU 7/17/11	JUL-2011
10,182	Other	EVANS CONSTRUCTION CO INC				59.52	512100	EVC19627	GHENT OUTSIDE MAINTENANCE FOR THE PERIOD 7/11 THRU 7/17/11	JUL-2011
10,183	Other	EVANS CONSTRUCTION CO INC				48.00	512017	EVC19627	GHENT OUTSIDE MAINTENANCE FOR THE PERIOD 7/11 THRU 7/17/11	JUL-2011
10,184	Other	EVANS CONSTRUCTION CO INC				48.00	512017	EVC19627	GHENT OUTSIDE MAINTENANCE FOR THE PERIOD 7/11 THRU 7/17/11	JUL-2011
10,185	Other	EVANS CONSTRUCTION CO INC				858.60	552100	EVC19629	CT SITE MAINT 07/11 - 07/17/11	AUG-2011
10,186	Other	EVANS CONSTRUCTION CO INC				214.65	554100	EVC19629	CT SITE MAINT 07/11 - 07/17/11	AUG-2011
10,187	Other	EVANS CONSTRUCTION CO INC				1,816.23	511100	EVC19630	MAINTENANCE 07/11 - 07/17/11	AUG-2011
10,188	Other	EVANS CONSTRUCTION CO INC				903.89	544100	EVC19630	MAINTENANCE 07/11 - 07/17/11	AUG-2011
10,189	Other	EVANS CONSTRUCTION CO INC				829.98	544100	EVC19630	MAINTENANCE 07/11 - 07/17/11	AUG-2011
10,190	Other	EVANS CONSTRUCTION CO INC				443.22	511100	EVC19630	MAINTENANCE 07/11 - 07/17/11	AUG-2011
10,191	Other	EVANS CONSTRUCTION CO INC				417.43	554100	EVC19630	MAINTENANCE 07/11 - 07/17/11	AUG-2011
10,192	Other	EVANS CONSTRUCTION CO INC				343.44	512100	EVC19630	MAINTENANCE 07/11 - 07/17/11	AUG-2011
10,193	Other	EVANS CONSTRUCTION CO INC				319.73	512017	EVC19630	MAINTENANCE 07/11 - 07/17/11	AUG-2011
10,194	Other	EVANS CONSTRUCTION CO INC				300.51	512100	EVC19630	MAINTENANCE 07/11 - 07/17/11	AUG-2011
10,195	Other	EVANS CONSTRUCTION CO INC				281.53	512017	EVC19630	MAINTENANCE 07/11 - 07/17/11	AUG-2011

KENTUCKY UTILITIES COMPANY
Case No. 2012- 00221
Analysis of Professional Services Expenses For the Test Year

(A)	(B)	(C)	(D)	(E)	(F)	(G)	(H)	(I)		
Line No.	Type	Vendor	Rate Case	Audit	Other	Total	Account	Invoice	Description	Period
10,196	Other	EVANS CONSTRUCTION CO INC				257.58	512100	EVC19630	MAINTENANCE 07/11 - 07/17/11	AUG-2011
10,197	Other	EVANS CONSTRUCTION CO INC				250.23	511100	EVC19630	MAINTENANCE 07/11 - 07/17/11	AUG-2011
10,198	Other	EVANS CONSTRUCTION CO INC				171.72	511100	EVC19630	MAINTENANCE 07/11 - 07/17/11	AUG-2011
10,199	Other	EVANS CONSTRUCTION CO INC				171.72	512100	EVC19630	MAINTENANCE 07/11 - 07/17/11	AUG-2011
10,200	Other	EVANS CONSTRUCTION CO INC				171.72	513100	EVC19630	MAINTENANCE 07/11 - 07/17/11	AUG-2011
10,201	Other	EVANS CONSTRUCTION CO INC				171.72	542100	EVC19630	MAINTENANCE 07/11 - 07/17/11	AUG-2011
10,202	Other	EVANS CONSTRUCTION CO INC				147.74	511100	EVC19630	MAINTENANCE 07/11 - 07/17/11	AUG-2011
10,203	Other	EVANS CONSTRUCTION CO INC				147.74	511100	EVC19630	MAINTENANCE 07/11 - 07/17/11	AUG-2011
10,204	Other	EVANS CONSTRUCTION CO INC				147.74	511100	EVC19630	MAINTENANCE 07/11 - 07/17/11	AUG-2011
10,205	Other	EVANS CONSTRUCTION CO INC				124.06	511100	EVC19630	MAINTENANCE 07/11 - 07/17/11	AUG-2011
10,206	Other	EVANS CONSTRUCTION CO INC				124.06	512017	EVC19630	MAINTENANCE 07/11 - 07/17/11	AUG-2011
10,207	Other	EVANS CONSTRUCTION CO INC				124.06	512017	EVC19630	MAINTENANCE 07/11 - 07/17/11	AUG-2011
10,208	Other	EVANS CONSTRUCTION CO INC				85.86	512100	EVC19630	MAINTENANCE 07/11 - 07/17/11	AUG-2011
10,209	Other	EVANS CONSTRUCTION CO INC				71.55	512100	EVC19630	MAINTENANCE 07/11 - 07/17/11	AUG-2011
10,210	Other	EVANS CONSTRUCTION CO INC				71.55	514100	EVC19630	MAINTENANCE 07/11 - 07/17/11	AUG-2011
10,211	Other	EVANS CONSTRUCTION CO INC				62.03	511100	EVC19630	MAINTENANCE 07/11 - 07/17/11	AUG-2011
10,212	Other	EVANS CONSTRUCTION CO INC				62.03	511100	EVC19630	MAINTENANCE 07/11 - 07/17/11	AUG-2011
10,213	Other	EVANS CONSTRUCTION CO INC				62.03	512017	EVC19630	MAINTENANCE 07/11 - 07/17/11	AUG-2011
10,214	Other	EVANS CONSTRUCTION CO INC				62.03	512017	EVC19630	MAINTENANCE 07/11 - 07/17/11	AUG-2011
10,215	Other	EVANS CONSTRUCTION CO INC				57.24	511100	EVC19630	MAINTENANCE 07/11 - 07/17/11	AUG-2011
10,216	Other	EVANS CONSTRUCTION CO INC				57.24	511100	EVC19630	MAINTENANCE 07/11 - 07/17/11	AUG-2011
10,217	Other	EVANS CONSTRUCTION CO INC				57.24	514100	EVC19630	MAINTENANCE 07/11 - 07/17/11	AUG-2011
10,218	Other	EVANS CONSTRUCTION CO INC				42.93	511100	EVC19630	MAINTENANCE 07/11 - 07/17/11	AUG-2011
10,219	Other	EVANS CONSTRUCTION CO INC				42.93	512005	EVC19630	MAINTENANCE 07/11 - 07/17/11	AUG-2011
10,220	Other	EVANS CONSTRUCTION CO INC				42.93	512100	EVC19630	MAINTENANCE 07/11 - 07/17/11	AUG-2011
10,221	Other	EVANS CONSTRUCTION CO INC				42.93	514100	EVC19630	MAINTENANCE 07/11 - 07/17/11	AUG-2011
10,222	Other	EVANS CONSTRUCTION CO INC				42.93	514100	EVC19630	MAINTENANCE 07/11 - 07/17/11	AUG-2011
10,223	Other	EVANS CONSTRUCTION CO INC				42.93	514100	EVC19630	MAINTENANCE 07/11 - 07/17/11	AUG-2011
10,224	Other	EVANS CONSTRUCTION CO INC				42.93	514100	EVC19630	MAINTENANCE 07/11 - 07/17/11	AUG-2011
10,225	Other	EVANS CONSTRUCTION CO INC				42.93	514100	EVC19630	MAINTENANCE 07/11 - 07/17/11	AUG-2011
10,226	Other	EVANS CONSTRUCTION CO INC				42.93	514100	EVC19630	MAINTENANCE 07/11 - 07/17/11	AUG-2011
10,227	Other	EVANS CONSTRUCTION CO INC				28.62	511100	EVC19630	MAINTENANCE 07/11 - 07/17/11	AUG-2011
10,228	Other	EVANS CONSTRUCTION CO INC				28.62	512100	EVC19630	MAINTENANCE 07/11 - 07/17/11	AUG-2011
10,229	Other	EVANS CONSTRUCTION CO INC				28.62	514100	EVC19630	MAINTENANCE 07/11 - 07/17/11	AUG-2011
10,230	Other	EVANS CONSTRUCTION CO INC				28.62	514100	EVC19630	MAINTENANCE 07/11 - 07/17/11	AUG-2011
10,231	Other	EVANS CONSTRUCTION CO INC				28.62	514100	EVC19630	MAINTENANCE 07/11 - 07/17/11	AUG-2011
10,232	Other	EVANS CONSTRUCTION CO INC				28.62	514100	EVC19630	MAINTENANCE 07/11 - 07/17/11	AUG-2011
10,233	Other	EVANS CONSTRUCTION CO INC				28.62	514100	EVC19630	MAINTENANCE 07/11 - 07/17/11	AUG-2011
10,234	Other	EVANS CONSTRUCTION CO INC				28.62	514100	EVC19630	MAINTENANCE 07/11 - 07/17/11	AUG-2011
10,235	Other	EVANS CONSTRUCTION CO INC				28.62	545100	EVC19630	MAINTENANCE 07/11 - 07/17/11	AUG-2011
10,236	Other	EVANS CONSTRUCTION CO INC				14.31	545100	EVC19630	MAINTENANCE 07/11 - 07/17/11	AUG-2011
10,237	Other	EVANS CONSTRUCTION CO INC				14.31	545100	EVC19630	MAINTENANCE 07/11 - 07/17/11	AUG-2011
10,238	Other	EVANS CONSTRUCTION CO INC				14.31	545100	EVC19630	MAINTENANCE 07/11 - 07/17/11	AUG-2011
10,239	Other	EVANS CONSTRUCTION CO INC				801.36	554100	EVC19632	CT SITE MAINT 07/18 - 07/24/11	AUG-2011
10,240	Other	EVANS CONSTRUCTION CO INC				329.13	552100	EVC19632	CT SITE MAINT 07/18 - 07/24/11	AUG-2011
10,241	Other	EVANS CONSTRUCTION CO INC				14.31	552100	EVC19632	CT SITE MAINT 07/18 - 07/24/11	AUG-2011
10,242	Other	EVANS CONSTRUCTION CO INC				1,544.15	511100	EVC19633	MAINT 07/18 - 07/24/11	AUG-2011
10,243	Other	EVANS CONSTRUCTION CO INC				789.61	512100	EVC19633	MAINT 07/18 - 07/24/11	AUG-2011
10,244	Other	EVANS CONSTRUCTION CO INC				682.33	512017	EVC19633	MAINT 07/18 - 07/24/11	AUG-2011
10,245	Other	EVANS CONSTRUCTION CO INC				648.20	511100	EVC19633	MAINT 07/18 - 07/24/11	AUG-2011
10,246	Other	EVANS CONSTRUCTION CO INC				443.22	511100	EVC19633	MAINT 07/18 - 07/24/11	AUG-2011
10,247	Other	EVANS CONSTRUCTION CO INC				310.15	512017	EVC19633	MAINT 07/18 - 07/24/11	AUG-2011
10,248	Other	EVANS CONSTRUCTION CO INC				300.51	512100	EVC19633	MAINT 07/18 - 07/24/11	AUG-2011
10,249	Other	EVANS CONSTRUCTION CO INC				266.86	511100	EVC19633	MAINT 07/18 - 07/24/11	AUG-2011
10,250	Other	EVANS CONSTRUCTION CO INC				252.71	513100	EVC19633	MAINT 07/18 - 07/24/11	AUG-2011
10,251	Other	EVANS CONSTRUCTION CO INC				228.96	542100	EVC19633	MAINT 07/18 - 07/24/11	AUG-2011
10,252	Other	EVANS CONSTRUCTION CO INC				171.72	512100	EVC19633	MAINT 07/18 - 07/24/11	AUG-2011
10,253	Other	EVANS CONSTRUCTION CO INC				143.10	512100	EVC19633	MAINT 07/18 - 07/24/11	AUG-2011
10,254	Other	EVANS CONSTRUCTION CO INC				128.79	511100	EVC19633	MAINT 07/18 - 07/24/11	AUG-2011
10,255	Other	EVANS CONSTRUCTION CO INC				128.79	542100	EVC19633	MAINT 07/18 - 07/24/11	AUG-2011

KENTUCKY UTILITIES COMPANY
Case No. 2012- 00221
Analysis of Professional Services Expenses For the Test Year

(A)	(B)	(C)	(D)	(E)	(F)	(G)	(H)	(I)		
Line No.	Type	Vendor	Rate Case	Audit	Other	Total	Account	Invoice	Description	Period
10,256	Other	EVANS CONSTRUCTION CO INC				124.06	511100	EVC19633	MAINT 07/18 - 07/24/11	AUG-2011
10,257	Other	EVANS CONSTRUCTION CO INC				114.48	545100	EVC19633	MAINT 07/18 - 07/24/11	AUG-2011
10,258	Other	EVANS CONSTRUCTION CO INC				100.17	512100	EVC19633	MAINT 07/18 - 07/24/11	AUG-2011
10,259	Other	EVANS CONSTRUCTION CO INC				100.17	513100	EVC19633	MAINT 07/18 - 07/24/11	AUG-2011
10,260	Other	EVANS CONSTRUCTION CO INC				93.05	511100	EVC19633	MAINT 07/18 - 07/24/11	AUG-2011
10,261	Other	EVANS CONSTRUCTION CO INC				85.86	511100	EVC19633	MAINT 07/18 - 07/24/11	AUG-2011
10,262	Other	EVANS CONSTRUCTION CO INC				85.86	544100	EVC19633	MAINT 07/18 - 07/24/11	AUG-2011
10,263	Other	EVANS CONSTRUCTION CO INC				71.55	514100	EVC19633	MAINT 07/18 - 07/24/11	AUG-2011
10,264	Other	EVANS CONSTRUCTION CO INC				66.68	512100	EVC19633	MAINT 07/18 - 07/24/11	AUG-2011
10,265	Other	EVANS CONSTRUCTION CO INC				62.03	512017	EVC19633	MAINT 07/18 - 07/24/11	AUG-2011
10,266	Other	EVANS CONSTRUCTION CO INC				62.03	512017	EVC19633	MAINT 07/18 - 07/24/11	AUG-2011
10,267	Other	EVANS CONSTRUCTION CO INC				57.24	512100	EVC19633	MAINT 07/18 - 07/24/11	AUG-2011
10,268	Other	EVANS CONSTRUCTION CO INC				57.24	512100	EVC19633	MAINT 07/18 - 07/24/11	AUG-2011
10,269	Other	EVANS CONSTRUCTION CO INC				57.24	513100	EVC19633	MAINT 07/18 - 07/24/11	AUG-2011
10,270	Other	EVANS CONSTRUCTION CO INC				57.24	513100	EVC19633	MAINT 07/18 - 07/24/11	AUG-2011
10,271	Other	EVANS CONSTRUCTION CO INC				57.24	514100	EVC19633	MAINT 07/18 - 07/24/11	AUG-2011
10,272	Other	EVANS CONSTRUCTION CO INC				57.24	542100	EVC19633	MAINT 07/18 - 07/24/11	AUG-2011
10,273	Other	EVANS CONSTRUCTION CO INC				57.24	545100	EVC19633	MAINT 07/18 - 07/24/11	AUG-2011
10,274	Other	EVANS CONSTRUCTION CO INC				42.93	511100	EVC19633	MAINT 07/18 - 07/24/11	AUG-2011
10,275	Other	EVANS CONSTRUCTION CO INC				42.93	512100	EVC19633	MAINT 07/18 - 07/24/11	AUG-2011
10,276	Other	EVANS CONSTRUCTION CO INC				42.93	512100	EVC19633	MAINT 07/18 - 07/24/11	AUG-2011
10,277	Other	EVANS CONSTRUCTION CO INC				42.93	512100	EVC19633	MAINT 07/18 - 07/24/11	AUG-2011
10,278	Other	EVANS CONSTRUCTION CO INC				42.93	512100	EVC19633	MAINT 07/18 - 07/24/11	AUG-2011
10,279	Other	EVANS CONSTRUCTION CO INC				42.93	512100	EVC19633	MAINT 07/18 - 07/24/11	AUG-2011
10,280	Other	EVANS CONSTRUCTION CO INC				42.93	512100	EVC19633	MAINT 07/18 - 07/24/11	AUG-2011
10,281	Other	EVANS CONSTRUCTION CO INC				42.93	514100	EVC19633	MAINT 07/18 - 07/24/11	AUG-2011
10,282	Other	EVANS CONSTRUCTION CO INC				33.41	511100	EVC19633	MAINT 07/18 - 07/24/11	AUG-2011
10,283	Other	EVANS CONSTRUCTION CO INC				28.62	512100	EVC19633	MAINT 07/18 - 07/24/11	AUG-2011
10,284	Other	EVANS CONSTRUCTION CO INC				28.62	514100	EVC19633	MAINT 07/18 - 07/24/11	AUG-2011
10,285	Other	EVANS CONSTRUCTION CO INC				28.62	514100	EVC19633	MAINT 07/18 - 07/24/11	AUG-2011
10,286	Other	EVANS CONSTRUCTION CO INC				28.62	514100	EVC19633	MAINT 07/18 - 07/24/11	AUG-2011
10,287	Other	EVANS CONSTRUCTION CO INC				28.62	514100	EVC19633	MAINT 07/18 - 07/24/11	AUG-2011
10,288	Other	EVANS CONSTRUCTION CO INC				28.62	514100	EVC19633	MAINT 07/18 - 07/24/11	AUG-2011
10,289	Other	EVANS CONSTRUCTION CO INC				28.62	544100	EVC19633	MAINT 07/18 - 07/24/11	AUG-2011
10,290	Other	EVANS CONSTRUCTION CO INC				28.62	544100	EVC19633	MAINT 07/18 - 07/24/11	AUG-2011
10,291	Other	EVANS CONSTRUCTION CO INC				28.62	544100	EVC19633	MAINT 07/18 - 07/24/11	AUG-2011
10,292	Other	EVANS CONSTRUCTION CO INC				14.31	511100	EVC19633	MAINT 07/18 - 07/24/11	AUG-2011
10,293	Other	EVANS CONSTRUCTION CO INC				14.31	511100	EVC19633	MAINT 07/18 - 07/24/11	AUG-2011
10,294	Other	EVANS CONSTRUCTION CO INC				14.31	512100	EVC19633	MAINT 07/18 - 07/24/11	AUG-2011
10,295	Other	EVANS CONSTRUCTION CO INC				14.31	514100	EVC19633	MAINT 07/18 - 07/24/11	AUG-2011
10,296	Other	EVANS CONSTRUCTION CO INC				2,083.06	511100	EVC19634	GHENT FACILITY MAINTENANCE FOR THE PERIOD 7/18 THRU 7/25/11	AUG-2011
10,297	Other	EVANS CONSTRUCTION CO INC				1,454.86	511100	EVC19634	GHENT FACILITY MAINTENANCE FOR THE PERIOD 7/18 THRU 7/25/11	AUG-2011
10,298	Other	EVANS CONSTRUCTION CO INC				1,055.17	511100	EVC19634	GHENT FACILITY MAINTENANCE FOR THE PERIOD 7/18 THRU 7/25/11	AUG-2011
10,299	Other	EVANS CONSTRUCTION CO INC				215.46	511100	EVC19634	GHENT FACILITY MAINTENANCE FOR THE PERIOD 7/18 THRU 7/25/11	AUG-2011
10,300	Other	EVANS CONSTRUCTION CO INC				51.52	512005	EVC19634	GHENT FACILITY MAINTENANCE FOR THE PERIOD 7/18 THRU 7/25/11	AUG-2011
10,301	Other	EVANS CONSTRUCTION CO INC				47.88	511100	EVC19634	GHENT FACILITY MAINTENANCE FOR THE PERIOD 7/18 THRU 7/25/11	AUG-2011
10,302	Other	EVANS CONSTRUCTION CO INC				47.88	512102	EVC19634	GHENT FACILITY MAINTENANCE FOR THE PERIOD 7/18 THRU 7/25/11	AUG-2011
10,303	Other	EVANS CONSTRUCTION CO INC				6,836.07	511100	EVC19636	GHENT OUTSIDE MAINTENANCE FOR THE PERIOD 7/18 THRU 7/25/11	AUG-2011
10,304	Other	EVANS CONSTRUCTION CO INC				2,163.96	502003	EVC19636	GHENT OUTSIDE MAINTENANCE FOR THE PERIOD 7/18 THRU 7/25/11	AUG-2011
10,305	Other	EVANS CONSTRUCTION CO INC				1,356.00	511100	EVC19636	GHENT OUTSIDE MAINTENANCE FOR THE PERIOD 7/18 THRU 7/25/11	AUG-2011
10,306	Other	EVANS CONSTRUCTION CO INC				238.08	511100	EVC19636	GHENT OUTSIDE MAINTENANCE FOR THE PERIOD 7/18 THRU 7/25/11	AUG-2011
10,307	Other	EVANS CONSTRUCTION CO INC				238.08	511100	EVC19636	GHENT OUTSIDE MAINTENANCE FOR THE PERIOD 7/18 THRU 7/25/11	AUG-2011
10,308	Other	EVANS CONSTRUCTION CO INC				238.08	512100	EVC19636	GHENT OUTSIDE MAINTENANCE FOR THE PERIOD 7/18 THRU 7/25/11	AUG-2011
10,309	Other	EVANS CONSTRUCTION CO INC				238.08	512100	EVC19636	GHENT OUTSIDE MAINTENANCE FOR THE PERIOD 7/18 THRU 7/25/11	AUG-2011
10,310	Other	EVANS CONSTRUCTION CO INC				208.32	512100	EVC19636	GHENT OUTSIDE MAINTENANCE FOR THE PERIOD 7/18 THRU 7/25/11	AUG-2011
10,311	Other	EVANS CONSTRUCTION CO INC				204.00	511100	EVC19636	GHENT OUTSIDE MAINTENANCE FOR THE PERIOD 7/18 THRU 7/25/11	AUG-2011
10,312	Other	EVANS CONSTRUCTION CO INC				190.63	513100	EVC19636	GHENT OUTSIDE MAINTENANCE FOR THE PERIOD 7/18 THRU 7/25/11	AUG-2011
10,313	Other	EVANS CONSTRUCTION CO INC				29.76	512100	EVC19636	GHENT OUTSIDE MAINTENANCE FOR THE PERIOD 7/18 THRU 7/25/11	AUG-2011
10,314	Other	EVANS CONSTRUCTION CO INC				1,655.62	511100	EVC19637	GHENT FACILITY MAINTENANCE FOR THE PERIOD 7/25 THRU 7/31/11	AUG-2011
10,315	Other	EVANS CONSTRUCTION CO INC				1,008.42	513100	EVC19637	GHENT FACILITY MAINTENANCE FOR THE PERIOD 7/25 THRU 7/31/11	AUG-2011

KENTUCKY UTILITIES COMPANY
Case No. 2012- 00221
Analysis of Professional Services Expenses For the Test Year

(A)	(B)	(C)	(D)	(E)	(F)	(G)	(H)	(I)		
Line No.	Type	Vendor	Rate Case	Audit	Other	Total	Account	Invoice	Description	Period
10,316	Other	EVANS CONSTRUCTION CO INC				841.54	511100	EVC19637	GHENT FACILITY MAINTENANCE FOR THE PERIOD 7/25 THRU 7/31/11	AUG-2011
10,317	Other	EVANS CONSTRUCTION CO INC				687.12	511100	EVC19637	GHENT FACILITY MAINTENANCE FOR THE PERIOD 7/25 THRU 7/31/11	AUG-2011
10,318	Other	EVANS CONSTRUCTION CO INC				466.97	511100	EVC19637	GHENT FACILITY MAINTENANCE FOR THE PERIOD 7/25 THRU 7/31/11	AUG-2011
10,319	Other	EVANS CONSTRUCTION CO INC				357.43	514100	EVC19637	GHENT FACILITY MAINTENANCE FOR THE PERIOD 7/25 THRU 7/31/11	AUG-2011
10,320	Other	EVANS CONSTRUCTION CO INC				336.97	511100	EVC19637	GHENT FACILITY MAINTENANCE FOR THE PERIOD 7/25 THRU 7/31/11	AUG-2011
10,321	Other	EVANS CONSTRUCTION CO INC				103.04	511100	EVC19637	GHENT FACILITY MAINTENANCE FOR THE PERIOD 7/25 THRU 7/31/11	AUG-2011
10,322	Other	EVANS CONSTRUCTION CO INC				100.91	511100	EVC19637	GHENT FACILITY MAINTENANCE FOR THE PERIOD 7/25 THRU 7/31/11	AUG-2011
10,323	Other	EVANS CONSTRUCTION CO INC				97.27	512102	EVC19637	GHENT FACILITY MAINTENANCE FOR THE PERIOD 7/25 THRU 7/31/11	AUG-2011
10,324	Other	EVANS CONSTRUCTION CO INC				47.88	514100	EVC19637	GHENT FACILITY MAINTENANCE FOR THE PERIOD 7/25 THRU 7/31/11	AUG-2011
10,325	Other	EVANS CONSTRUCTION CO INC				23.94	512101	EVC19637	GHENT FACILITY MAINTENANCE FOR THE PERIOD 7/25 THRU 7/31/11	AUG-2011
10,326	Other	EVANS CONSTRUCTION CO INC				6,806.28	511100	EVC19639	GHENT OUTSIDE MAINTENANCE FOR THE PERIOD 7/25 THRU 7/31/11	AUG-2011
10,327	Other	EVANS CONSTRUCTION CO INC				1,912.29	502003	EVC19639	GHENT OUTSIDE MAINTENANCE FOR THE PERIOD 7/25 THRU 7/31/11	AUG-2011
10,328	Other	EVANS CONSTRUCTION CO INC				1,548.81	511100	EVC19639	GHENT OUTSIDE MAINTENANCE FOR THE PERIOD 7/25 THRU 7/31/11	AUG-2011
10,329	Other	EVANS CONSTRUCTION CO INC				926.16	512017	EVC19639	GHENT OUTSIDE MAINTENANCE FOR THE PERIOD 7/25 THRU 7/31/11	AUG-2011
10,330	Other	EVANS CONSTRUCTION CO INC				238.08	513100	EVC19639	GHENT OUTSIDE MAINTENANCE FOR THE PERIOD 7/25 THRU 7/31/11	AUG-2011
10,331	Other	EVANS CONSTRUCTION CO INC				184.17	512017	EVC19639	GHENT OUTSIDE MAINTENANCE FOR THE PERIOD 7/25 THRU 7/31/11	AUG-2011
10,332	Other	EVANS CONSTRUCTION CO INC				379.05	921004	EVC19646	EVANS - CARPET REPAIR -LGE BUILDING (BY O'KEEFE) ON THE 5TH FLOOR FOR ED STATON CONF ROOM	AUG-2011
10,333	Other	EVANS CONSTRUCTION CO INC				717.66	935403	EVC19648	EVANS CONSTRUCTION - BARLOW B.O. - MISC LIGHT MAINTENANCE. INVOICE EVC-19648	AUG-2011
10,334	Other	EVANS CONSTRUCTION CO INC				1,155.87	935402	EVC19649	EVANS CONSTRUCTION - BARLOW STRM - REPLACED A/C WINDOW UNIT. INVOICE EVC-19649	AUG-2011
10,335	Other	EVANS CONSTRUCTION CO INC				31.50	935402	EVC19650	EVANS CONSTRUCTION - BIG STONE GAP - PEST CONTROL. INVOICE EVC-19650	AUG-2011
10,336	Other	EVANS CONSTRUCTION CO INC				979.14	935403	EVC19652	EVANS CONSTRUCTION - CAMPBELLSVILLE B.O. - MISC LIGHT MAINTENANCE. INVOICE EVC-19652	AUG-2011
10,337	Other	EVANS CONSTRUCTION CO INC				154.39	935402	EVC19653	EVANS CONSTRUCTION - CAMPBELLSVILLE STRM - MISC LIGHT MAINTENANCE. INVOICE EVC-19653	AUG-2011
10,338	Other	EVANS CONSTRUCTION CO INC				154.39	935403	EVC19654	EVANS CONSTRUCTION - CARROLLTON B.O. - MISC LIGHT MAINTENANCE. INVOICE EVC-19654	AUG-2011
10,339	Other	EVANS CONSTRUCTION CO INC				154.39	935402	EVC19655	EVANS CONSTRUCTION - CARROLLTON STRM - MISC LIGHT MAINTENANCE. INVOICE EVC-19655	AUG-2011
10,340	Other	EVANS CONSTRUCTION CO INC				104.74	935402	EVC19657	EVANS CONSTRUCTION - COEBURN BOND STATION - PORTABLE TOILET UNIT. INVOICE EVC-19657	AUG-2011
10,341	Other	EVANS CONSTRUCTION CO INC				2,809.58	935403	EVC19658	EVANS CONSTRUCTION - DANVILLE B.O. - MISC LIGHT MAINTENANCE. INVOICE EVC-19658	AUG-2011
10,342	Other	EVANS CONSTRUCTION CO INC				2,798.90	935402	EVC19659	EVANS CONSTRUCTION - DANVILLE STRM - MISC LIGHT MAINTENANCE. INVOICE EVC-19659	AUG-2011
10,343	Other	EVANS CONSTRUCTION CO INC				1,937.54	935403	EVC19660	EVANS CONSTRUCTION - DANVILLE SUB/METER - MISC LIGHT MAINTENANCE. INVOICE EVC-19660	AUG-2011
10,344	Other	EVANS CONSTRUCTION CO INC				2,082.31	566900	EVC19661	LABOR, EQUIP AND VEH EXPENSES ASSOCIATED WITH LIGHT MAINTENANCE REQUESTED AND PERFORMED AT THE DIX DAM LOCATION (THIS IS A NOT TO EXCEED AMOUNT)	AUG-2011
10,345	Other	EVANS CONSTRUCTION CO INC				3,453.18	923100	EVC19662	EVANS CONSTRUCTION - LGE CENTER - MISC LIGHT MAINTENANCE. INVOICE EVC-19662	AUG-2011
10,346	Other	EVANS CONSTRUCTION CO INC				2,123.22	935403	EVC19663	EVANS CONSTRUCTION - EARLINGTON B.O. - MISC LIGHT MAINTENANCE. INVOICE EVC-19663	AUG-2011
10,347	Other	EVANS CONSTRUCTION CO INC				403.00	935402	EVC19664	EVANS CONSTRUCTION - EARLINGTON STRM - MISC LIGHT MAINTENANCE. INVOICE EVC-19664	AUG-2011
10,348	Other	EVANS CONSTRUCTION CO INC				608.41	935403	EVC19665	EVANS CONSTRUCTION - EARLINGTON WEST TECH - MISC LIGHT MAINTENANCE. INVOICE EVC-19665	AUG-2011
10,349	Other	EVANS CONSTRUCTION CO INC				444.99	903003	EVC19667	EVANS CONSTRUCTION - EDDYVILLE B.O. - MISC LIGHT MAINTENANCE. INVOICE EVC-19667	AUG-2011
10,350	Other	EVANS CONSTRUCTION CO INC				488.97	935402	EVC19668	EVANS CONSTRUCTION - EDDYVILLE STRM - MISC LIGHT MAINTENANCE. INVOICE EVC-19668	AUG-2011
10,351	Other	EVANS CONSTRUCTION CO INC				352.07	935403	EVC19669	EVANS CONSTRUCTION - E-TOWN B.O. - MISC LIGHT MAINTENANCE. INVOICE EVC-19669	AUG-2011
10,352	Other	EVANS CONSTRUCTION CO INC				163.07	583001	EVC19670	EVANS CONSTRUCTION - E-TOWN STRM - MISC LIGHT MAINTENANCE. INVOICE EVC-19670	AUG-2011

KENTUCKY UTILITIES COMPANY
Case No. 2012- 00221
Analysis of Professional Services Expenses For the Test Year

(A)	(B)	(C)	(D)	(E)	(F)	(G)	(H)	(I)		
Line No.	Type	Vendor	Rate Case	Audit	Other	Total	Account	Invoice	Description	Period
10,353	Other	EVANS CONSTRUCTION CO INC				930.94	935403	EVC19671	EVANS CONSTRUCTION - GEORGETOWN B.O. - MISC LIGHT MAINTENANCE. INVOICE EVC-19671	AUG-2011
10,354	Other	EVANS CONSTRUCTION CO INC				186.13	935402	EVC19672	EVANS CONSTRUCTION - GEORGETOWN OLD STORAGE BLDG. - MISC LIGHT MAINTENANCE. INVOICE EVC-19672	AUG-2011
10,355	Other	EVANS CONSTRUCTION CO INC				149.00	935402	EVC19673	EVANS CONSTRUCTION - GEORGETOWN OPEN LOT - MISC LIGHT MAINTENANCE. INVOICE EVC-19673	AUG-2011
10,356	Other	EVANS CONSTRUCTION CO INC				1,680.00	935403	EVC19674	EVANS CONSTRUCTION - GEORGETOWN SUBSTATION - MISC LIGHT MAINTENANCE. INVOICE EVC-19674	AUG-2011
10,357	Other	EVANS CONSTRUCTION CO INC				691.82	935403	EVC19675	EVANS CONSTRUCTION - GREENVILLE B.O. - MISC LIGHT MAINTENANCE. INVOICE EVC-19675	AUG-2011
10,358	Other	EVANS CONSTRUCTION CO INC				154.41	935402	EVC19676	EVANS CONSTRUCTION - GREENVILLE STRM - MISC LIGHT MAINTENANCE. INVOICE EVC-19676	AUG-2011
10,359	Other	EVANS CONSTRUCTION CO INC				195.15	935403	EVC19677	EVANS CONSTRUCTION - HARLAN B.O. - MISC LIGHT MAINTENANCE. INVOICE EVC-19677	AUG-2011
10,360	Other	EVANS CONSTRUCTION CO INC				611.81	935402	EVC19678	EVANS CONSTRUCTION - HARLAN STRM - MISC LIGHT MAINTENANCE. INVOICE EVC-19678	AUG-2011
10,361	Other	EVANS CONSTRUCTION CO INC				1,044.77	588100	EVC19679	EVANS CONSTRUCTION - LEXINGTON SUB/RELAY - MISC LIGHT MAINTENANCE. INVOICE EVC-19679	AUG-2011
10,362	Other	EVANS CONSTRUCTION CO INC				3,148.99	921003	EVC19680	EVANS CONSTRUCTION - LEXINGTON OP CENTER - MISC LIGHT MAINTENANCE. INVOICE EVC-19680	AUG-2011
10,363	Other	EVANS CONSTRUCTION CO INC				2,363.71	935403	EVC19681	EVANS CONSTRUCTION - LONDON B.O. - MISC LIGHT MAINTENANCE. INVOICE EVC-19681	AUG-2011
10,364	Other	EVANS CONSTRUCTION CO INC				911.83	583001	EVC19682	EVANS CONSTRUCTION - LONDON STRM - MISC LIGHT MAINTENANCE. INVOICE EVC-19682	AUG-2011
10,365	Other	EVANS CONSTRUCTION CO INC				308.77	935402	EVC19684	EVANS CONSTRUCTION - MAYSVILLE STRM. - MISC LIGHT MAINTENANCE. INVOICE EVC-19684	AUG-2011
10,366	Other	EVANS CONSTRUCTION CO INC				1,071.00	935403	EVC19685	EVANS CONSTRUCTION - MAYSVILLE SUBSTATION - MISC LIGHT MAINTENANCE. INVOICE EVC-19685	AUG-2011
10,367	Other	EVANS CONSTRUCTION CO INC				468.27	935403	EVC19686	EVANS CONSTRUCTION - MIDDLESBORO B.O. - MISC LIGHT MAINTENANCE. INVOICE EVC-19686	AUG-2011
10,368	Other	EVANS CONSTRUCTION CO INC				77.10	935402	EVC19687	EVANS CONSTRUCTION - MIDDLESBORO STRM - MISC LIGHT MAINTENANCE. INVOICE EVC-19687	AUG-2011
10,369	Other	EVANS CONSTRUCTION CO INC				2,683.07	921003	EVC19688	EVANS CONSTRUCTION - MIDWAY SVC CTR - MISC LIGHT MAINTENANCE. INVOICE EVC-19688	AUG-2011
10,370	Other	EVANS CONSTRUCTION CO INC				1,541.58	935403	EVC19689	EVANS CONSTRUCTION - MORGANFIELD OFFICE - MISC LIGHT MAINTENANCE. INVOICE EVC-19689	AUG-2011
10,371	Other	EVANS CONSTRUCTION CO INC				308.77	935402	EVC19690	EVANS CONSTRUCTION - MORGANFIELD STRM - MISC LIGHT MAINTENANCE. INVOICE EVC-19690	AUG-2011
10,372	Other	EVANS CONSTRUCTION CO INC				634.39	935403	EVC19691	EVANS CONSTRUCTION - MOREHEAD OFFICE - MISC LIGHT MAINTENANCE. INVOICE EVC-19691	AUG-2011
10,373	Other	EVANS CONSTRUCTION CO INC				154.39	935403	EVC19692	EVANS CONSTRUCTION - MOREHEAD STRM - MISC LIGHT MAINTENANCE. INVOICE EVC-19692	AUG-2011
10,374	Other	EVANS CONSTRUCTION CO INC				45.12	935403	EVC19693	EVANS CONSTRUCTION - MT STERLING OFFICE - MISC LIGHT MAINTENANCE. INVOICE EVC-19693	AUG-2011
10,375	Other	EVANS CONSTRUCTION CO INC				45.12	935402	EVC19694	EVANS CONSTRUCTION - MT STERLING STRM - MISC LIGHT MAINTENANCE. INVOICE EVC-19694	AUG-2011
10,376	Other	EVANS CONSTRUCTION CO INC				1,610.54	935402	EVC19696	EVANS CONSTRUCTION - NORTON OFFICE - MISC LIGHT MAINTENANCE. INVOICE EVC-19696	AUG-2011
10,377	Other	EVANS CONSTRUCTION CO INC				626.66	935402	EVC19697	EVANS CONSTRUCTION - NORTON STRM - MISC LIGHT MAINTENANCE. INVOICE EVC-19697	AUG-2011
10,378	Other	EVANS CONSTRUCTION CO INC				11,794.53	921003	EVC19699	EVANS CONSTRUCTION - KUGO - MISC LIGHT MAINTENANCE. INVOICE EVC-19699	AUG-2011
10,379	Other	EVANS CONSTRUCTION CO INC				631.16	935403	EVC19700	EVANS CONSTRUCTION - PARIS OFFICE - MISC LIGHT MAINTENANCE. INVOICE EVC-19700	AUG-2011
10,380	Other	EVANS CONSTRUCTION CO INC				201.40	935402	EVC19701	EVANS CONSTRUCTION - PARIS STRM - MISC LIGHT MAINTENANCE. INVOICE EVC-19701	AUG-2011
10,381	Other	EVANS CONSTRUCTION CO INC				154.27	935403	EVC19702	EVANS CONSTRUCTION - PENNINGTON GAP OFFICE - MISC LIGHT MAINTENANCE. INVOICE EVC-19702	AUG-2011
10,382	Other	EVANS CONSTRUCTION CO INC				92.49	935402	EVC19703	EVANS CONSTRUCTION - PENNINGTON GAP STRM - MISC LIGHT MAINTENANCE. INVOICE EVC-19703	AUG-2011

KENTUCKY UTILITIES COMPANY
Case No. 2012- 00221
Analysis of Professional Services Expenses For the Test Year

(A)	(B)	(C)	(D)	(E)	(F)	(G)	(H)	(I)		
Line No.	Type	Vendor	Rate Case	Audit	Other	Total	Account	Invoice	Description	Period
10,383	Other	EVANS CONSTRUCTION CO INC				197.47	921002	EVC19704	EVANS CONSTRUCTION - PINEVILLE - MISC LIGHT MAINTENANCE. INVOICE EVC-19704	AUG-2011
10,384	Other	EVANS CONSTRUCTION CO INC				197.47	903930	EVC19704	EVANS CONSTRUCTION - PINEVILLE - MISC LIGHT MAINTENANCE. INVOICE EVC-19704	AUG-2011
10,385	Other	EVANS CONSTRUCTION CO INC				197.47	580100	EVC19704	EVANS CONSTRUCTION - PINEVILLE - MISC LIGHT MAINTENANCE. INVOICE EVC-19704	AUG-2011
10,386	Other	EVANS CONSTRUCTION CO INC				197.47	580100	EVC19704	EVANS CONSTRUCTION - PINEVILLE - MISC LIGHT MAINTENANCE. INVOICE EVC-19704	AUG-2011
10,387	Other	EVANS CONSTRUCTION CO INC				735.00	935402	EVC19705	EVANS CONSTRUCTION - EARLINGTON STRM - MISC LIGHT MAINTENANCE. INVOICE EVC-19705	AUG-2011
10,388	Other	EVANS CONSTRUCTION CO INC				510.95	935403	EVC19706	EVANS CONSTRUCTION - RICHMOND OFFICE - MISC LIGHT MAINTENANCE. INVOICE EVC-19706	AUG-2011
10,389	Other	EVANS CONSTRUCTION CO INC				22.56	935402	EVC19707	EVANS CONSTRUCTION - RICHMOND STRM - MISC LIGHT MAINTENANCE. INVOICE EVC-19707	AUG-2011
10,390	Other	EVANS CONSTRUCTION CO INC				865.59	935403	EVC19708	EVANS CONSTRUCTION - SHELBYVILLE OFFICE - MISC LIGHT MAINTENANCE. INVOICE EVC-19708	AUG-2011
10,391	Other	EVANS CONSTRUCTION CO INC				154.39	935402	EVC19709	EVANS CONSTRUCTION - SHELBYVILLE STRM - MISC LIGHT MAINTENANCE. INVOICE EVC-19709	AUG-2011
10,392	Other	EVANS CONSTRUCTION CO INC				1,617.52	935403	EVC19710	EVANS CONSTRUCTION - SOMERSET OFFICE - MISC LIGHT MAINTENANCE. INVOICE EVC-19710	AUG-2011
10,393	Other	EVANS CONSTRUCTION CO INC				468.16	921003	EVC19711	EVANS CONSTRUCTION - SOMERSET STRM - MISC LIGHT MAINTENANCE. INVOICE EVC-19711	AUG-2011
10,394	Other	EVANS CONSTRUCTION CO INC				260.40	935403	EVC19715	EVANS CONSTRUCTION - VERSAILLES B.O. - LIGHT MAINTENANCE REPAIRS. INVOICE EVC-19715	NOV-2011
10,395	Other	EVANS CONSTRUCTION CO INC				1,483.75	935403	EVC19717	EVANS CONSTRUCTION - WINCHESTER OFFICE - MISC LIGHT MAINTENANCE. INVOICE EVC-19717	AUG-2011
10,396	Other	EVANS CONSTRUCTION CO INC				495.06	935402	EVC19718	EVANS CONSTRUCTION - WINCHESTER STRM - MISC LIGHT MAINTENANCE. INVOICE EVC-19718	AUG-2011
10,397	Other	EVANS CONSTRUCTION CO INC				756.00	935403	EVC19719	EVANS CONSTRUCTION - WINCHESTER SUBSTATION - MISC LIGHT MAINTENANCE. INVOICE EVC-19719	AUG-2011
10,398	Other	EVANS CONSTRUCTION CO INC				2,053.38	921004	EVC19740	EVANS CONSTRUCTION - LONDON B.O. - INSTALLATION OF TV. INVOICE EVC-19740	AUG-2011
10,399	Other	EVANS CONSTRUCTION CO INC				656.45	921004	EVC19740	EVANS CONSTRUCTION - LONDON B.O. - INSTALLATION OF TV. INVOICE EVC-19740	AUG-2011
10,400	Other	EVANS CONSTRUCTION CO INC				597.52	935403	EVC19741	EVANS CONSTRUCTION - MAYSVILLE B.O. - MISC LIGHT MAINTENANCE. INVOICE EVC-19741	AUG-2011
10,401	Other	EVANS CONSTRUCTION CO INC				605.19	935403	EVC19747	BARLOW BUS OFFICE-JANITORIAL SERVICES THROUGH END OF 2011	AUG-2011
10,402	Other	EVANS CONSTRUCTION CO INC				82.53	935403	EVC19747	BARLOW BUS OFFICE-JANITORIAL SERVICES THROUGH END OF 2011	AUG-2011
10,403	Other	EVANS CONSTRUCTION CO INC				345.88	935403	EVC19748	BIG STONE GAP JANITORIAL SERVICES - THROUGH END OF 2011	AUG-2011
10,404	Other	EVANS CONSTRUCTION CO INC				47.17	935403	EVC19748	BIG STONE GAP JANITORIAL SERVICES - THROUGH END OF 2011	AUG-2011
10,405	Other	EVANS CONSTRUCTION CO INC				475.63	935403	EVC19749	CAMPBELLSVILLE BUS OFFICE-JANITORIAL SERVICES THROUGH END OF 2011	AUG-2011
10,406	Other	EVANS CONSTRUCTION CO INC				64.86	935403	EVC19749	CAMPBELLSVILLE BUS OFFICE-JANITORIAL SERVICES THROUGH END OF 2011	AUG-2011
10,407	Other	EVANS CONSTRUCTION CO INC				290.88	935402	EVC19750	CAMPBELLSVILLE STRM JANITORIAL SERVICES THROUGH END OF 2011	AUG-2011
10,408	Other	EVANS CONSTRUCTION CO INC				39.67	935402	EVC19750	CAMPBELLSVILLE STRM JANITORIAL SERVICES THROUGH END OF 2011	AUG-2011
10,409	Other	EVANS CONSTRUCTION CO INC				469.33	923100	EVC19751	CARROLLTON STOREROOM-JANITORIAL SERVICES THROUGH END OF 2011	AUG-2011
10,410	Other	EVANS CONSTRUCTION CO INC				64.00	923100	EVC19751	CARROLLTON STOREROOM-JANITORIAL SERVICES THROUGH END OF 2011	AUG-2011
10,411	Other	EVANS CONSTRUCTION CO INC				751.51	935402	EVC19752	DANVILLE STOREROOM - JANITORIAL SERVICES THROUGH END OF 2011	AUG-2011
10,412	Other	EVANS CONSTRUCTION CO INC				102.48	935402	EVC19752	DANVILLE STOREROOM - JANITORIAL SERVICES THROUGH END OF 2011	AUG-2011
10,413	Other	EVANS CONSTRUCTION CO INC				1,250.03	588100	EVC19753	DANVILLE SUBSTATION OFFICE -JANITORIAL SERVICES THROUGH END OF 2011	AUG-2011
10,414	Other	EVANS CONSTRUCTION CO INC				170.46	588100	EVC19753	DANVILLE SUBSTATION OFFICE -JANITORIAL SERVICES THROUGH END OF 2011	AUG-2011
10,415	Other	EVANS CONSTRUCTION CO INC				97.94	935402	EVC19754	DANVILLE TRAINING BLDG-- JANITORIAL SERVICES THROUGH END OF 2011	AUG-2011
10,416	Other	EVANS CONSTRUCTION CO INC				13.36	935402	EVC19754	DANVILLE TRAINING BLDG-- JANITORIAL SERVICES THROUGH END OF 2011	AUG-2011
10,417	Other	EVANS CONSTRUCTION CO INC				2,426.22	935403	EVC19755	DANVILLE BUSINESS OFFICE-JANITORIAL SERVICES THROUGH END OF 2011	AUG-2011

KENTUCKY UTILITIES COMPANY
Case No. 2012- 00221
Analysis of Professional Services Expenses For the Test Year

(A)	(B)	(C)	(D)	(E)	(F)	(G)	(H)	(I)		
Line No.	Type	Vendor	Rate Case	Audit	Other	Total	Account	Invoice	Description	Period
10,418	Other	EVANS CONSTRUCTION CO INC				330.85	935403	EVC19755	DANVILLE BUSINESS OFFICE-JANITORIAL SERVICES THROUGH END OF 2011	AUG-2011
10,419	Other	EVANS CONSTRUCTION CO INC				538.24	935403	EVC19756	EARLINGTON STOREROOM-JANITORIAL SERVICES THROUGH END OF 2011	AUG-2011
10,420	Other	EVANS CONSTRUCTION CO INC				73.40	935403	EVC19756	EARLINGTON STOREROOM-JANITORIAL SERVICES THROUGH END OF 2011	AUG-2011
10,421	Other	EVANS CONSTRUCTION CO INC				1,763.35	935403	EVC19757	EARLINGTON WEST TECH-JANITORIAL SERVICES THROUGH END OF 2011	AUG-2011
10,422	Other	EVANS CONSTRUCTION CO INC				240.46	935403	EVC19757	EARLINGTON WEST TECH-JANITORIAL SERVICES THROUGH END OF 2011	AUG-2011
10,423	Other	EVANS CONSTRUCTION CO INC				660.80	935403	EVC19758	EDDYVILLE BUS OFFICE - JANITORIAL SERVICES THROUGH END OF 2011	AUG-2011
10,424	Other	EVANS CONSTRUCTION CO INC				90.11	935403	EVC19758	EDDYVILLE BUS OFFICE - JANITORIAL SERVICES THROUGH END OF 2011	AUG-2011
10,425	Other	EVANS CONSTRUCTION CO INC				264.04	935403	EVC19759	EDDYVILLE STOREROOM-JANITORIAL SERVICES THROUGH END OF 2011	AUG-2011
10,426	Other	EVANS CONSTRUCTION CO INC				36.01	935403	EVC19759	EDDYVILLE STOREROOM-JANITORIAL SERVICES THROUGH END OF 2011	AUG-2011
10,427	Other	EVANS CONSTRUCTION CO INC				2,288.55	935403	EVC19760	E-TOWN BUS OFFICE - JANITORIAL SERVICES THROUGH END OF 2011	AUG-2011
10,428	Other	EVANS CONSTRUCTION CO INC				312.08	935403	EVC19760	E-TOWN BUS OFFICE - JANITORIAL SERVICES THROUGH END OF 2011	AUG-2011
10,429	Other	EVANS CONSTRUCTION CO INC				521.13	583001	EVC19761	E-TOWN STOREROOM-JANITORIAL SERVICES THROUGH END OF 2011	AUG-2011
10,430	Other	EVANS CONSTRUCTION CO INC				71.06	583001	EVC19761	E-TOWN STOREROOM-JANITORIAL SERVICES THROUGH END OF 2011	AUG-2011
10,431	Other	EVANS CONSTRUCTION CO INC				1,347.07	935403	EVC19762	GEORGETOWN BUS OFFICE - JANITORIAL SERVICES THROUGH END OF 2011	AUG-2011
10,432	Other	EVANS CONSTRUCTION CO INC				183.69	935403	EVC19762	GEORGETOWN BUS OFFICE - JANITORIAL SERVICES THROUGH END OF 2011	AUG-2011
10,433	Other	EVANS CONSTRUCTION CO INC				1,793.82	935403	EVC19763	GREENVILLE BUS OFFICE - JANITORIAL SERVICES THROUGH END OF 2011	AUG-2011
10,434	Other	EVANS CONSTRUCTION CO INC				244.61	935403	EVC19763	GREENVILLE BUS OFFICE - JANITORIAL SERVICES THROUGH END OF 2011	AUG-2011
10,435	Other	EVANS CONSTRUCTION CO INC				197.67	935403	EVC19764	GREENVILLE STOREROOM -JANITORIAL SERVICES THROUGH END OF 2011	AUG-2011
10,436	Other	EVANS CONSTRUCTION CO INC				26.96	935403	EVC19764	GREENVILLE STOREROOM -JANITORIAL SERVICES THROUGH END OF 2011	AUG-2011
10,437	Other	EVANS CONSTRUCTION CO INC				718.39	935403	EVC19765	HARLAN BUS OFFICE - JANITORIAL SERVICES THROUGH END OF 2011	AUG-2011
10,438	Other	EVANS CONSTRUCTION CO INC				97.96	935403	EVC19765	HARLAN BUS OFFICE - JANITORIAL SERVICES THROUGH END OF 2011	AUG-2011
10,439	Other	EVANS CONSTRUCTION CO INC				559.42	935403	EVC19766	HARLAN STOREROOM-JANITORIAL SERVICES BEGINNING JAN 2012 FOR ESTIMATED 36 MONTHS	AUG-2011
10,440	Other	EVANS CONSTRUCTION CO INC				76.28	935403	EVC19766	HARLAN STOREROOM-JANITORIAL SERVICES BEGINNING JAN 2012 FOR ESTIMATED 36 MONTHS	AUG-2011
10,441	Other	EVANS CONSTRUCTION CO INC				75.00	935403	EVC19767	LEBANON JANITORIAL SERVICES THROUGH END OF 2011	AUG-2011
10,442	Other	EVANS CONSTRUCTION CO INC				768.90	935403	EVC19768	LEX METER - JANITORIAL SERVICES THROUGH END OF 2011	AUG-2011
10,443	Other	EVANS CONSTRUCTION CO INC				104.85	935403	EVC19768	LEX METER - JANITORIAL SERVICES THROUGH END OF 2011	AUG-2011
10,444	Other	EVANS CONSTRUCTION CO INC				4,852.84	935403	EVC19769	LEX. OP CTR - JANITORIAL SERVICES BEGINNING JAN 2012 FOR ESTIMATED 36 MONTHS	AUG-2011
10,445	Other	EVANS CONSTRUCTION CO INC				661.75	935403	EVC19769	LEX. OP CTR - JANITORIAL SERVICES BEGINNING JAN 2012 FOR ESTIMATED 36 MONTHS	AUG-2011
10,446	Other	EVANS CONSTRUCTION CO INC				692.60	935402	EVC19770	LEXINGTON SUBSTATION-JANITORIAL SERVICES THROUGH END OF 2011	AUG-2011
10,447	Other	EVANS CONSTRUCTION CO INC				94.44	935402	EVC19770	LEXINGTON SUBSTATION-JANITORIAL SERVICES THROUGH END OF 2011	AUG-2011
10,448	Other	EVANS CONSTRUCTION CO INC				609.20	923900	EVC19771	LEXINGTON TELECOM - JANITORIAL SERVICES TO END OF CONTRACT	AUG-2011
10,449	Other	EVANS CONSTRUCTION CO INC				66.00	935403	EVC19772	LIVERMORE-JANITORIAL SERVICES THROUGH END OF 2011	AUG-2011
10,450	Other	EVANS CONSTRUCTION CO INC				9.00	935403	EVC19772	LIVERMORE-JANITORIAL SERVICES THROUGH END OF 2011	AUG-2011
10,451	Other	EVANS CONSTRUCTION CO INC				1,200.05	935403	EVC19773	LONDON BUS OFFICE - JANITORIAL SERVICES THROUGH END OF 2011	AUG-2011
10,452	Other	EVANS CONSTRUCTION CO INC				163.64	935403	EVC19773	LONDON BUS OFFICE - JANITORIAL SERVICES THROUGH END OF 2011	AUG-2011
10,453	Other	EVANS CONSTRUCTION CO INC				560.79	583001	EVC19774	LONDON STOREROOM-JANITORIAL SERVICES THROUGH END OF 2011	AUG-2011
10,454	Other	EVANS CONSTRUCTION CO INC				76.47	583001	EVC19774	LONDON STOREROOM-JANITORIAL SERVICES THROUGH END OF 2011	AUG-2011
10,455	Other	EVANS CONSTRUCTION CO INC				1,375.07	935403	EVC19775	MAYSVILLE BUS OFFICE - JANITORIAL SERVICES THROUGH END OF 2011	AUG-2011
10,456	Other	EVANS CONSTRUCTION CO INC				187.51	935403	EVC19775	MAYSVILLE BUS OFFICE - JANITORIAL SERVICES THROUGH END OF 2011	AUG-2011
10,457	Other	EVANS CONSTRUCTION CO INC				119.57	935403	EVC19776	MAYSVILLE STOREROOM -JANITORIAL SERVICES THROUGH END OF 2011	AUG-2011
10,458	Other	EVANS CONSTRUCTION CO INC				16.30	935403	EVC19776	MAYSVILLE STOREROOM -JANITORIAL SERVICES THROUGH END OF 2011	AUG-2011
10,459	Other	EVANS CONSTRUCTION CO INC				1,058.54	935403	EVC19777	MIDDLESBORO BUS OFFICE - JANITORIAL SERVICES THROUGH END OF 2011	AUG-2011
10,460	Other	EVANS CONSTRUCTION CO INC				144.35	935403	EVC19777	MIDDLESBORO BUS OFFICE - JANITORIAL SERVICES THROUGH END OF 2011	AUG-2011
10,461	Other	EVANS CONSTRUCTION CO INC				1,346.34	921003	EVC19778	MIDWAY-JANITORIAL SERVICES THROUGH END OF 2011	AUG-2011
10,462	Other	EVANS CONSTRUCTION CO INC				183.59	921003	EVC19778	MIDWAY-JANITORIAL SERVICES THROUGH END OF 2011	AUG-2011
10,463	Other	EVANS CONSTRUCTION CO INC				989.28	935403	EVC19779	MOREHEAD BUS OFFICE - JANITORIAL SERVICES THROUGH END OF 2011	AUG-2011
10,464	Other	EVANS CONSTRUCTION CO INC				134.90	935403	EVC19779	MOREHEAD BUS OFFICE - JANITORIAL SERVICES THROUGH END OF 2011	AUG-2011
10,465	Other	EVANS CONSTRUCTION CO INC				2,408.67	935403	EVC19780	MORGANFIELD BUS OFFICE - JANITORIAL SERVICES THROUGH END OF 2011	AUG-2011
10,466	Other	EVANS CONSTRUCTION CO INC				328.45	935403	EVC19780	MORGANFIELD BUS OFFICE - JANITORIAL SERVICES THROUGH END OF 2011	AUG-2011

KENTUCKY UTILITIES COMPANY
Case No. 2012- 00221
Analysis of Professional Services Expenses For the Test Year

(A)	(B)	(C)	(D)	(E)	(F)	(G)	(H)	(I)		
Line No.	Type	Vendor	Rate Case	Audit	Other	Total	Account	Invoice	Description	Period
10,467	Other	EVANS CONSTRUCTION CO INC				3,280.39	923900	EVC19781	EVANS-SIMPSONVILLE - SERVICES IN JULY 2011 - INV EVC-19781 DATED 8/5/2011	AUG-2011
10,468	Other	EVANS CONSTRUCTION CO INC				801.87	923900	EVC19781	EVANS-SIMPSONVILLE - SERVICES IN JULY 2011 - INV EVC-19781 DATED 8/5/2011	AUG-2011
10,469	Other	EVANS CONSTRUCTION CO INC				28,051.51	501090	EVC19784	COAL YARD MAINTENANCE FOR EW BROWN 07/04 - 07/31/11	AUG-2011
10,470	Other	EVANS CONSTRUCTION CO INC				26,996.17	511100	EVC19785	JANITORIAL SERVICES FOR JULY 2011	AUG-2011
10,471	Other	EVANS CONSTRUCTION CO INC				1,827.79	511100	EVC19785	JANITORIAL SERVICES FOR JULY 2011	AUG-2011
10,472	Other	EVANS CONSTRUCTION CO INC				420.50	511100	EVC19786	EXTRA WORK DONE OUTSIDE JANITORIAL SCOPE	AUG-2011
10,473	Other	EVANS CONSTRUCTION CO INC				64.00	588100	EVC19787	Truck washing July 2011	AUG-2011
10,474	Other	EVANS CONSTRUCTION CO INC				44.00	588100	EVC19787	Truck washing July 2011	AUG-2011
10,475	Other	EVANS CONSTRUCTION CO INC				44.00	588100	EVC19787	Truck washing July 2011	AUG-2011
10,476	Other	EVANS CONSTRUCTION CO INC				44.00	588100	EVC19787	Truck washing July 2011	AUG-2011
10,477	Other	EVANS CONSTRUCTION CO INC				44.00	588100	EVC19787	Truck washing July 2011	AUG-2011
10,478	Other	EVANS CONSTRUCTION CO INC				44.00	588100	EVC19787	Truck washing July 2011	AUG-2011
10,479	Other	EVANS CONSTRUCTION CO INC				44.00	588100	EVC19787	Truck washing July 2011	AUG-2011
10,480	Other	EVANS CONSTRUCTION CO INC				44.00	588100	EVC19787	Truck washing July 2011	AUG-2011
10,481	Other	EVANS CONSTRUCTION CO INC				44.00	588100	EVC19787	Truck washing July 2011	AUG-2011
10,482	Other	EVANS CONSTRUCTION CO INC				22.00	588100	EVC19787	Truck washing July 2011	AUG-2011
10,483	Other	EVANS CONSTRUCTION CO INC				576.00	502100	EVC19788	PROVIDE JANITORIAL WORK FOR SYS LAB 3/1/11 THRU 12/31/11	AUG-2011
10,484	Other	EVANS CONSTRUCTION CO INC				2,346.89	501090	EVC19789	PROVIDE SERVICES FOR COAL SAMPLE PREPARATION AT SYSTEM LAB 3/1/2011-12/31/2011	SEP-2011
10,485	Other	EVANS CONSTRUCTION CO INC				964.40	506100	EVC19791	LABOR TO TEST AND TREAT SEWAGE WATER	AUG-2011
10,486	Other	EVANS CONSTRUCTION CO INC				1,183.36	506100	EVC19792	LABOR TO CLEAN TYRONE PLANT IN JULY	AUG-2011
10,487	Other	EVANS CONSTRUCTION CO INC				745.69	935403	EVC19805	MORGANFIELD STRM-JANITORIAL SERVICES THROUGH END OF 2011	AUG-2011
10,488	Other	EVANS CONSTRUCTION CO INC				101.69	935403	EVC19805	MORGANFIELD STRM-JANITORIAL SERVICES THROUGH END OF 2011	AUG-2011
10,489	Other	EVANS CONSTRUCTION CO INC				1,231.39	935403	EVC19806	MT STERLING - JANITORIAL SERVICES THROUGH END OF 2011	AUG-2011
10,490	Other	EVANS CONSTRUCTION CO INC				167.92	935403	EVC19806	MT STERLING - JANITORIAL SERVICES THROUGH END OF 2011	AUG-2011
10,491	Other	EVANS CONSTRUCTION CO INC				256.80	588100	EVC19807	MT STERLING STOREROOM-JANITORIAL SERVICES THROUGH END OF 2011	AUG-2011
10,492	Other	EVANS CONSTRUCTION CO INC				35.02	588100	EVC19807	MT STERLING STOREROOM-JANITORIAL SERVICES THROUGH END OF 2011	AUG-2011
10,493	Other	EVANS CONSTRUCTION CO INC				917.12	935403	EVC19809	NORTON BUS OFFICE - JANITORIAL SERVICES THROUGH END OF 2011	AUG-2011
10,494	Other	EVANS CONSTRUCTION CO INC				125.06	935403	EVC19809	NORTON BUS OFFICE - JANITORIAL SERVICES THROUGH END OF 2011	AUG-2011
10,495	Other	EVANS CONSTRUCTION CO INC				356.97	935403	EVC19810	NORTON STOREROOM-JANITORIAL SERVICES THROUGH END OF 2011	AUG-2011
10,496	Other	EVANS CONSTRUCTION CO INC				48.68	935403	EVC19810	NORTON STOREROOM-JANITORIAL SERVICES THROUGH END OF 2011	AUG-2011
10,497	Other	EVANS CONSTRUCTION CO INC				18,724.31	921003	EVC19811	ONE QUALITY - JANITORIAL SERVICES THROUGH END OF 2011	AUG-2011
10,498	Other	EVANS CONSTRUCTION CO INC				2,553.32	921003	EVC19811	ONE QUALITY - JANITORIAL SERVICES THROUGH END OF 2011	AUG-2011
10,499	Other	EVANS CONSTRUCTION CO INC				1,644.19	923900	EVC19812	EVANS-SIMPSONVILLE - ADDITIONAL SERVICES IN JUNE 2011 - INV EVC-19812 DATED 8/5/2011	AUG-2011
10,500	Other	EVANS CONSTRUCTION CO INC				401.91	923900	EVC19812	EVANS-SIMPSONVILLE - ADDITIONAL SERVICES IN JUNE 2011 - INV EVC-19812 DATED 8/5/2011	AUG-2011
10,501	Other	EVANS CONSTRUCTION CO INC				513.62	935403	EVC19813	PARIS BUS OFFICE - JANITORIAL SERVICES THROUGH END OF 2011	AUG-2011
10,502	Other	EVANS CONSTRUCTION CO INC				70.04	935403	EVC19813	PARIS BUS OFFICE - JANITORIAL SERVICES THROUGH END OF 2011	AUG-2011
10,503	Other	EVANS CONSTRUCTION CO INC				272.43	935402	EVC19814	PARIS STOREROOM-JANITORIAL SERVICES THROUGH END OF 2011	AUG-2011
10,504	Other	EVANS CONSTRUCTION CO INC				37.15	935402	EVC19814	PARIS STOREROOM-JANITORIAL SERVICES THROUGH END OF 2011	AUG-2011
10,505	Other	EVANS CONSTRUCTION CO INC				867.08	935403	EVC19815	PENNINGTON GAP BUS OFFICE- JANITORIAL SERVICES THROUGH END OF 2011	AUG-2011
10,506	Other	EVANS CONSTRUCTION CO INC				118.24	935403	EVC19815	PENNINGTON GAP BUS OFFICE- JANITORIAL SERVICES THROUGH END OF 2011	AUG-2011
10,507	Other	EVANS CONSTRUCTION CO INC				304.81	935403	EVC19816	PENNINGTON GAP STOREROOM-JANITORIAL SERVICES THROUGH END OF 2011	AUG-2011
10,508	Other	EVANS CONSTRUCTION CO INC				41.57	935403	EVC19816	PENNINGTON GAP STOREROOM-JANITORIAL SERVICES THROUGH END OF 2011	AUG-2011
10,509	Other	EVANS CONSTRUCTION CO INC				171.70	921002	EVC19817	PINEVILLE COMPLEX-JANITORIAL SERVICES THROUGH END OF 2011	AUG-2011
10,510	Other	EVANS CONSTRUCTION CO INC				171.70	903930	EVC19817	PINEVILLE COMPLEX-JANITORIAL SERVICES THROUGH END OF 2011	AUG-2011
10,511	Other	EVANS CONSTRUCTION CO INC				171.70	580100	EVC19817	PINEVILLE COMPLEX-JANITORIAL SERVICES THROUGH END OF 2011	AUG-2011
10,512	Other	EVANS CONSTRUCTION CO INC				171.70	580100	EVC19817	PINEVILLE COMPLEX-JANITORIAL SERVICES THROUGH END OF 2011	AUG-2011
10,513	Other	EVANS CONSTRUCTION CO INC				71.43	923900	EVC19818	PINEVILLE TELECOM-JANITORIAL SERVICES TO THE END OF CONTRACT	AUG-2011
10,514	Other	EVANS CONSTRUCTION CO INC				1,521.99	935403	EVC19819	RICHMOND BUS OFFICE - JANITORIAL SERVICES THROUGH END OF 2011	AUG-2011
10,515	Other	EVANS CONSTRUCTION CO INC				207.54	935403	EVC19819	RICHMOND BUS OFFICE - JANITORIAL SERVICES THROUGH END OF 2011	AUG-2011
10,516	Other	EVANS CONSTRUCTION CO INC				1,122.11	935402	EVC19820	RICHMOND STRM AND CLAY DR-JANITORIAL SERVICES THROUGH END OF 2011	AUG-2011

KENTUCKY UTILITIES COMPANY
Case No. 2012- 00221
Analysis of Professional Services Expenses For the Test Year

(A)	(B)	(C)	(D)	(E)	(F)	(G)	(H)	(I)		
Line No.	Type	Vendor	Rate Case	Audit	Other	Total	Account	Invoice	Description	Period
10,517	Other	EVANS CONSTRUCTION CO INC				280.53	935402	EVC19820	RICHMOND STRM AND CLAY DR-JANITORIAL SERVICES THROUGH END OF 2011	AUG-2011
10,518	Other	EVANS CONSTRUCTION CO INC				1,494.92	935403	EVC19821	SHELBYVILLE BUS OFFICE - JANITORIAL SERVICES THROUGH END OF 2011	AUG-2011
10,519	Other	EVANS CONSTRUCTION CO INC				203.85	935403	EVC19821	SHELBYVILLE BUS OFFICE - JANITORIAL SERVICES THROUGH END OF 2011	AUG-2011
10,520	Other	EVANS CONSTRUCTION CO INC				930.77	935403	EVC19822	SHELBYVILLE STOREROOM-JANITORIAL SERVICES THROUGH END OF 2011	SEP-2011
10,521	Other	EVANS CONSTRUCTION CO INC				126.92	935403	EVC19822	SHELBYVILLE STOREROOM-JANITORIAL SERVICES THROUGH END OF 2011	SEP-2011
10,522	Other	EVANS CONSTRUCTION CO INC				1,141.57	935403	EVC19823	SOMERSET BUS OFFICE - JANITORIAL SERVICES THROUGH END OF 2011	AUG-2011
10,523	Other	EVANS CONSTRUCTION CO INC				155.67	935403	EVC19823	SOMERSET BUS OFFICE - JANITORIAL SERVICES THROUGH END OF 2011	AUG-2011
10,524	Other	EVANS CONSTRUCTION CO INC				324.70	923100	EVC19824	SOMERSET STOREROOM-JANITORIAL SERVICES THROUGH END OF 2011	AUG-2011
10,525	Other	EVANS CONSTRUCTION CO INC				81.17	923100	EVC19824	SOMERSET STOREROOM-JANITORIAL SERVICES THROUGH END OF 2011	AUG-2011
10,526	Other	EVANS CONSTRUCTION CO INC				2,437.26	935403	EVC19825	SOMERSET STOREROOM-JANITORIAL SERVICES THROUGH END OF 2011	AUG-2011
10,527	Other	EVANS CONSTRUCTION CO INC				332.35	935403	EVC19825	VERSAILLES BUS OFFICE - JANITORIAL SERVICES THROUGH END OF 2011	AUG-2011
10,528	Other	EVANS CONSTRUCTION CO INC				724.95	935403	EVC19826	VERSAILLES BUS OFFICE - JANITORIAL SERVICES THROUGH END OF 2011	AUG-2011
10,529	Other	EVANS CONSTRUCTION CO INC				98.86	935403	EVC19826	WINCHESTER BUS OFFICE - JANITORIAL SERVICES THROUGH END OF 2011	AUG-2011
10,530	Other	EVANS CONSTRUCTION CO INC				271.89	552100	EVC19828	WINCHESTER BUS OFFICE - JANITORIAL SERVICES THROUGH END OF 2011	AUG-2011
10,531	Other	EVANS CONSTRUCTION CO INC				171.72	552100	EVC19828	CT SITE MAINT 07/25 - 07/31/11	AUG-2011
10,532	Other	EVANS CONSTRUCTION CO INC				114.48	553100	EVC19828	CT SITE MAINT 07/25 - 07/31/11	AUG-2011
10,533	Other	EVANS CONSTRUCTION CO INC				100.17	552100	EVC19828	CT SITE MAINT 07/25 - 07/31/11	AUG-2011
10,534	Other	EVANS CONSTRUCTION CO INC				100.17	554100	EVC19828	CT SITE MAINT 07/25 - 07/31/11	AUG-2011
10,535	Other	EVANS CONSTRUCTION CO INC				85.86	552100	EVC19828	CT SITE MAINT 07/25 - 07/31/11	AUG-2011
10,536	Other	EVANS CONSTRUCTION CO INC				71.55	552100	EVC19828	CT SITE MAINT 07/25 - 07/31/11	AUG-2011
10,537	Other	EVANS CONSTRUCTION CO INC				57.24	553100	EVC19828	CT SITE MAINT 07/25 - 07/31/11	AUG-2011
10,538	Other	EVANS CONSTRUCTION CO INC				28.62	552100	EVC19828	CT SITE MAINT 07/25 - 07/31/11	AUG-2011
10,539	Other	EVANS CONSTRUCTION CO INC				28.62	552100	EVC19828	CT SITE MAINT 07/25 - 07/31/11	AUG-2011
10,540	Other	EVANS CONSTRUCTION CO INC				28.62	552100	EVC19828	CT SITE MAINT 07/25 - 07/31/11	AUG-2011
10,541	Other	EVANS CONSTRUCTION CO INC				28.62	554100	EVC19828	CT SITE MAINT 07/25 - 07/31/11	AUG-2011
10,542	Other	EVANS CONSTRUCTION CO INC				28.62	554100	EVC19828	CT SITE MAINT 07/25 - 07/31/11	AUG-2011
10,543	Other	EVANS CONSTRUCTION CO INC				14.31	552100	EVC19828	CT SITE MAINT 07/25 - 07/31/11	AUG-2011
10,544	Other	EVANS CONSTRUCTION CO INC				14.31	552100	EVC19828	CT SITE MAINT 07/25 - 07/31/11	AUG-2011
10,545	Other	EVANS CONSTRUCTION CO INC				1,382.08	511100	EVC19829	MAINTENANCE 07/25 - 07/31/11	AUG-2011
10,546	Other	EVANS CONSTRUCTION CO INC				877.16	511100	EVC19829	MAINTENANCE 07/25 - 07/31/11	AUG-2011
10,547	Other	EVANS CONSTRUCTION CO INC				782.68	512017	EVC19829	MAINTENANCE 07/25 - 07/31/11	AUG-2011
10,548	Other	EVANS CONSTRUCTION CO INC				664.83	511100	EVC19829	MAINTENANCE 07/25 - 07/31/11	AUG-2011
10,549	Other	EVANS CONSTRUCTION CO INC				457.92	513100	EVC19829	MAINTENANCE 07/25 - 07/31/11	AUG-2011
10,550	Other	EVANS CONSTRUCTION CO INC				405.59	514100	EVC19829	MAINTENANCE 07/25 - 07/31/11	AUG-2011
10,551	Other	EVANS CONSTRUCTION CO INC				343.44	542100	EVC19829	MAINTENANCE 07/25 - 07/31/11	AUG-2011
10,552	Other	EVANS CONSTRUCTION CO INC				257.58	512100	EVC19829	MAINTENANCE 07/25 - 07/31/11	AUG-2011
10,553	Other	EVANS CONSTRUCTION CO INC				257.58	542100	EVC19829	MAINTENANCE 07/25 - 07/31/11	AUG-2011
10,554	Other	EVANS CONSTRUCTION CO INC				228.96	512100	EVC19829	MAINTENANCE 07/25 - 07/31/11	AUG-2011
10,555	Other	EVANS CONSTRUCTION CO INC				228.96	512100	EVC19829	MAINTENANCE 07/25 - 07/31/11	AUG-2011
10,556	Other	EVANS CONSTRUCTION CO INC				200.34	511100	EVC19829	MAINTENANCE 07/25 - 07/31/11	AUG-2011
10,557	Other	EVANS CONSTRUCTION CO INC				195.67	512017	EVC19829	MAINTENANCE 07/25 - 07/31/11	AUG-2011
10,558	Other	EVANS CONSTRUCTION CO INC				171.72	511100	EVC19829	MAINTENANCE 07/25 - 07/31/11	AUG-2011
10,559	Other	EVANS CONSTRUCTION CO INC				147.74	512100	EVC19829	MAINTENANCE 07/25 - 07/31/11	AUG-2011
10,560	Other	EVANS CONSTRUCTION CO INC				143.10	512100	EVC19829	MAINTENANCE 07/25 - 07/31/11	AUG-2011
10,561	Other	EVANS CONSTRUCTION CO INC				114.48	511100	EVC19829	MAINTENANCE 07/25 - 07/31/11	AUG-2011
10,562	Other	EVANS CONSTRUCTION CO INC				114.48	512100	EVC19829	MAINTENANCE 07/25 - 07/31/11	AUG-2011
10,563	Other	EVANS CONSTRUCTION CO INC				100.17	514100	EVC19829	MAINTENANCE 07/25 - 07/31/11	AUG-2011
10,564	Other	EVANS CONSTRUCTION CO INC				100.17	514100	EVC19829	MAINTENANCE 07/25 - 07/31/11	AUG-2011
10,565	Other	EVANS CONSTRUCTION CO INC				95.44	511100	EVC19829	MAINTENANCE 07/25 - 07/31/11	AUG-2011
10,566	Other	EVANS CONSTRUCTION CO INC				85.86	511100	EVC19829	MAINTENANCE 07/25 - 07/31/11	AUG-2011
10,567	Other	EVANS CONSTRUCTION CO INC				85.86	512100	EVC19829	MAINTENANCE 07/25 - 07/31/11	AUG-2011
10,568	Other	EVANS CONSTRUCTION CO INC				85.86	512100	EVC19829	MAINTENANCE 07/25 - 07/31/11	AUG-2011
10,569	Other	EVANS CONSTRUCTION CO INC				85.86	512100	EVC19829	MAINTENANCE 07/25 - 07/31/11	AUG-2011
10,570	Other	EVANS CONSTRUCTION CO INC				73.87	511100	EVC19829	MAINTENANCE 07/25 - 07/31/11	AUG-2011
10,571	Other	EVANS CONSTRUCTION CO INC				71.55	514100	EVC19829	MAINTENANCE 07/25 - 07/31/11	AUG-2011
10,572	Other	EVANS CONSTRUCTION CO INC				62.03	512017	EVC19829	MAINTENANCE 07/25 - 07/31/11	AUG-2011
10,573	Other	EVANS CONSTRUCTION CO INC				62.03	512017	EVC19829	MAINTENANCE 07/25 - 07/31/11	AUG-2011
10,574	Other	EVANS CONSTRUCTION CO INC				57.24	512100	EVC19829	MAINTENANCE 07/25 - 07/31/11	AUG-2011
10,575	Other	EVANS CONSTRUCTION CO INC				57.24	513100	EVC19829	MAINTENANCE 07/25 - 07/31/11	AUG-2011

KENTUCKY UTILITIES COMPANY
Case No. 2012- 00221
Analysis of Professional Services Expenses For the Test Year

(A)	(B)	(C)	(D)	(E)	(F)	(G)	(H)	(I)		
Line No.	Type	Vendor	Rate Case	Audit	Other	Total	Account	Invoice	Description	Period
10,576	Other	EVANS CONSTRUCTION CO INC				57.24	514100	EVC19829	MAINTENANCE 07/25 - 07/31/11	AUG-2011
10,577	Other	EVANS CONSTRUCTION CO INC				57.24	514100	EVC19829	MAINTENANCE 07/25 - 07/31/11	AUG-2011
10,578	Other	EVANS CONSTRUCTION CO INC				57.24	514100	EVC19829	MAINTENANCE 07/25 - 07/31/11	AUG-2011
10,579	Other	EVANS CONSTRUCTION CO INC				42.93	512100	EVC19829	MAINTENANCE 07/25 - 07/31/11	AUG-2011
10,580	Other	EVANS CONSTRUCTION CO INC				42.93	514100	EVC19829	MAINTENANCE 07/25 - 07/31/11	AUG-2011
10,581	Other	EVANS CONSTRUCTION CO INC				42.93	514100	EVC19829	MAINTENANCE 07/25 - 07/31/11	AUG-2011
10,582	Other	EVANS CONSTRUCTION CO INC				42.93	514100	EVC19829	MAINTENANCE 07/25 - 07/31/11	AUG-2011
10,583	Other	EVANS CONSTRUCTION CO INC				42.93	514100	EVC19829	MAINTENANCE 07/25 - 07/31/11	AUG-2011
10,584	Other	EVANS CONSTRUCTION CO INC				42.93	514100	EVC19829	MAINTENANCE 07/25 - 07/31/11	AUG-2011
10,585	Other	EVANS CONSTRUCTION CO INC				28.62	512100	EVC19829	MAINTENANCE 07/25 - 07/31/11	AUG-2011
10,586	Other	EVANS CONSTRUCTION CO INC				28.62	513100	EVC19829	MAINTENANCE 07/25 - 07/31/11	AUG-2011
10,587	Other	EVANS CONSTRUCTION CO INC				28.62	514100	EVC19829	MAINTENANCE 07/25 - 07/31/11	AUG-2011
10,588	Other	EVANS CONSTRUCTION CO INC				28.62	545100	EVC19829	MAINTENANCE 07/25 - 07/31/11	AUG-2011
10,589	Other	EVANS CONSTRUCTION CO INC				14.31	514100	EVC19829	MAINTENANCE 07/25 - 07/31/11	AUG-2011
10,590	Other	EVANS CONSTRUCTION CO INC				2,622.47	511100	EVC19830	PAYMENT OF INVOICE #EVC19830--GHENT FACILITY MAINTENANCE FOR THE PERIOD AUGUST 1 THRU AUGUST 7, 2011	AUG-2011
10,591	Other	EVANS CONSTRUCTION CO INC				749.80	511100	EVC19830	PAYMENT OF INVOICE #EVC19830--GHENT FACILITY MAINTENANCE FOR THE PERIOD AUGUST 1 THRU AUGUST 7, 2011	AUG-2011
10,592	Other	EVANS CONSTRUCTION CO INC				437.88	511100	EVC19830	PAYMENT OF INVOICE #EVC19830--GHENT FACILITY MAINTENANCE FOR THE PERIOD AUGUST 1 THRU AUGUST 7, 2011	AUG-2011
10,593	Other	EVANS CONSTRUCTION CO INC				386.68	511100	EVC19830	PAYMENT OF INVOICE #EVC19830--GHENT FACILITY MAINTENANCE FOR THE PERIOD AUGUST 1 THRU AUGUST 7, 2011	AUG-2011
10,594	Other	EVANS CONSTRUCTION CO INC				359.10	511100	EVC19830	PAYMENT OF INVOICE #EVC19830--GHENT FACILITY MAINTENANCE FOR THE PERIOD AUGUST 1 THRU AUGUST 7, 2011	AUG-2011
10,595	Other	EVANS CONSTRUCTION CO INC				187.28	511100	EVC19830	PAYMENT OF INVOICE #EVC19830--GHENT FACILITY MAINTENANCE FOR THE PERIOD AUGUST 1 THRU AUGUST 7, 2011	AUG-2011
10,596	Other	EVANS CONSTRUCTION CO INC				119.70	512102	EVC19830	PAYMENT OF INVOICE #EVC19830--GHENT FACILITY MAINTENANCE FOR THE PERIOD AUGUST 1 THRU AUGUST 7, 2011	AUG-2011
10,597	Other	EVANS CONSTRUCTION CO INC				103.04	512100	EVC19830	PAYMENT OF INVOICE #EVC19830--GHENT FACILITY MAINTENANCE FOR THE PERIOD AUGUST 1 THRU AUGUST 7, 2011	AUG-2011
10,598	Other	EVANS CONSTRUCTION CO INC				51.52	514100	EVC19830	PAYMENT OF INVOICE #EVC19830--GHENT FACILITY MAINTENANCE FOR THE PERIOD AUGUST 1 THRU AUGUST 7, 2011	AUG-2011
10,599	Other	EVANS CONSTRUCTION CO INC				23.94	512100	EVC19830	PAYMENT OF INVOICE #EVC19830--GHENT FACILITY MAINTENANCE FOR THE PERIOD AUGUST 1 THRU AUGUST 7, 2011	AUG-2011
10,600	Other	EVANS CONSTRUCTION CO INC				4,743.68	511100	EVC19832	GHENT OUTSIDE MAINTENANCE FOR THE PERIOD 8/1 THRU 8/7/11	AUG-2011
10,601	Other	EVANS CONSTRUCTION CO INC				1,923.34	502003	EVC19832	GHENT OUTSIDE MAINTENANCE FOR THE PERIOD 8/1 THRU 8/7/11	AUG-2011
10,602	Other	EVANS CONSTRUCTION CO INC				1,267.76	512017	EVC19832	GHENT OUTSIDE MAINTENANCE FOR THE PERIOD 8/1 THRU 8/7/11	AUG-2011
10,603	Other	EVANS CONSTRUCTION CO INC				1,200.00	511100	EVC19832	GHENT OUTSIDE MAINTENANCE FOR THE PERIOD 8/1 THRU 8/7/11	AUG-2011
10,604	Other	EVANS CONSTRUCTION CO INC				996.42	512100	EVC19832	GHENT OUTSIDE MAINTENANCE FOR THE PERIOD 8/1 THRU 8/7/11	AUG-2011
10,605	Other	EVANS CONSTRUCTION CO INC				631.52	511100	EVC19832	GHENT OUTSIDE MAINTENANCE FOR THE PERIOD 8/1 THRU 8/7/11	AUG-2011
10,606	Other	EVANS CONSTRUCTION CO INC				407.94	512017	EVC19832	GHENT OUTSIDE MAINTENANCE FOR THE PERIOD 8/1 THRU 8/7/11	AUG-2011
10,607	Other	EVANS CONSTRUCTION CO INC				277.28	512017	EVC19832	GHENT OUTSIDE MAINTENANCE FOR THE PERIOD 8/1 THRU 8/7/11	AUG-2011
10,608	Other	EVANS CONSTRUCTION CO INC				267.84	512100	EVC19832	GHENT OUTSIDE MAINTENANCE FOR THE PERIOD 8/1 THRU 8/7/11	AUG-2011
10,609	Other	EVANS CONSTRUCTION CO INC				238.08	512100	EVC19832	GHENT OUTSIDE MAINTENANCE FOR THE PERIOD 8/1 THRU 8/7/11	AUG-2011
10,610	Other	EVANS CONSTRUCTION CO INC				168.15	511100	EVC19832	GHENT OUTSIDE MAINTENANCE FOR THE PERIOD 8/1 THRU 8/7/11	AUG-2011
10,611	Other	EVANS CONSTRUCTION CO INC				18,246.68	511100	EVC19833	PAYMENT OF INVOICE #EVC19833--GHENT JANITORIAL FOR THE MONTH OF AUGUST 2011	AUG-2011
10,612	Other	EVANS CONSTRUCTION CO INC				5,991.45	511100	EVC19833	PAYMENT OF INVOICE #EVC19833--GHENT JANITORIAL FOR THE MONTH OF AUGUST 2011	AUG-2011
10,613	Other	EVANS CONSTRUCTION CO INC				4,937.62	511100	EVC19833	PAYMENT OF INVOICE #EVC19833--GHENT JANITORIAL FOR THE MONTH OF AUGUST 2011	AUG-2011
10,614	Other	EVANS CONSTRUCTION CO INC				2,995.73	511100	EVC19833	PAYMENT OF INVOICE #EVC19833--GHENT JANITORIAL FOR THE MONTH OF AUGUST 2011	AUG-2011
10,615	Other	EVANS CONSTRUCTION CO INC				615.33	553100	EVC19835	CT SITE MAINT 08/01 - 08/07/11	AUG-2011
10,616	Other	EVANS CONSTRUCTION CO INC				143.10	552100	EVC19835	CT SITE MAINT 08/01 - 08/07/11	AUG-2011
10,617	Other	EVANS CONSTRUCTION CO INC				28.62	553100	EVC19835	CT SITE MAINT 08/01 - 08/07/11	AUG-2011
10,618	Other	EVANS CONSTRUCTION CO INC				28.62	553100	EVC19835	CT SITE MAINT 08/01 - 08/07/11	AUG-2011
10,619	Other	EVANS CONSTRUCTION CO INC				28.62	553100	EVC19835	CT SITE MAINT 08/01 - 08/07/11	AUG-2011
10,620	Other	EVANS CONSTRUCTION CO INC				14.31	552100	EVC19835	CT SITE MAINT 08/01 - 08/07/11	AUG-2011
10,621	Other	EVANS CONSTRUCTION CO INC				14.31	553100	EVC19835	CT SITE MAINT 08/01 - 08/07/11	AUG-2011

KENTUCKY UTILITIES COMPANY
Case No. 2012- 00221
Analysis of Professional Services Expenses For the Test Year

(A)	(B)	(C)	(D)	(E)	(F)	(G)	(H)	(I)		
Line No.	Type	Vendor	Rate Case	Audit	Other	Total	Account	Invoice	Description	Period
10,622	Other	EVANS CONSTRUCTION CO INC				14.31	553100	EVC19835	CT SITE MAINT 08/01 - 08/07/11	AUG-2011
10,623	Other	EVANS CONSTRUCTION CO INC				14.31	553100	EVC19835	CT SITE MAINT 08/01 - 08/07/11	AUG-2011
10,624	Other	EVANS CONSTRUCTION CO INC				14.31	553100	EVC19835	CT SITE MAINT 08/01 - 08/07/11	AUG-2011
10,625	Other	EVANS CONSTRUCTION CO INC				14.31	553100	EVC19835	CT SITE MAINT 08/01 - 08/07/11	AUG-2011
10,626	Other	EVANS CONSTRUCTION CO INC				14.31	553100	EVC19835	CT SITE MAINT 08/01 - 08/07/11	AUG-2011
10,627	Other	EVANS CONSTRUCTION CO INC				14.31	553100	EVC19835	CT SITE MAINT 08/01 - 08/07/11	AUG-2011
10,628	Other	EVANS CONSTRUCTION CO INC				14.31	553100	EVC19835	CT SITE MAINT 08/01 - 08/07/11	AUG-2011
10,629	Other	EVANS CONSTRUCTION CO INC				14.31	553100	EVC19835	CT SITE MAINT 08/01 - 08/07/11	AUG-2011
10,630	Other	EVANS CONSTRUCTION CO INC				1,241.48	511100	EVC19836	MAINTENANCE 08/01 - 08/07/11	AUG-2011
10,631	Other	EVANS CONSTRUCTION CO INC				1,039.92	512100	EVC19836	MAINTENANCE 08/01 - 08/07/11	AUG-2011
10,632	Other	EVANS CONSTRUCTION CO INC				837.41	512017	EVC19836	MAINTENANCE 08/01 - 08/07/11	AUG-2011
10,633	Other	EVANS CONSTRUCTION CO INC				672.18	511100	EVC19836	MAINTENANCE 08/01 - 08/07/11	AUG-2011
10,634	Other	EVANS CONSTRUCTION CO INC				472.23	511100	EVC19836	MAINTENANCE 08/01 - 08/07/11	AUG-2011
10,635	Other	EVANS CONSTRUCTION CO INC				443.22	511100	EVC19836	MAINTENANCE 08/01 - 08/07/11	AUG-2011
10,636	Other	EVANS CONSTRUCTION CO INC				443.22	513100	EVC19836	MAINTENANCE 08/01 - 08/07/11	AUG-2011
10,637	Other	EVANS CONSTRUCTION CO INC				414.99	514100	EVC19836	MAINTENANCE 08/01 - 08/07/11	AUG-2011
10,638	Other	EVANS CONSTRUCTION CO INC				400.68	512100	EVC19836	MAINTENANCE 08/01 - 08/07/11	AUG-2011
10,639	Other	EVANS CONSTRUCTION CO INC				343.44	512100	EVC19836	MAINTENANCE 08/01 - 08/07/11	AUG-2011
10,640	Other	EVANS CONSTRUCTION CO INC				343.44	542100	EVC19836	MAINTENANCE 08/01 - 08/07/11	AUG-2011
10,641	Other	EVANS CONSTRUCTION CO INC				314.82	511100	EVC19836	MAINTENANCE 08/01 - 08/07/11	AUG-2011
10,642	Other	EVANS CONSTRUCTION CO INC				257.58	512100	EVC19836	MAINTENANCE 08/01 - 08/07/11	AUG-2011
10,643	Other	EVANS CONSTRUCTION CO INC				252.91	512017	EVC19836	MAINTENANCE 08/01 - 08/07/11	AUG-2011
10,644	Other	EVANS CONSTRUCTION CO INC				247.91	511100	EVC19836	MAINTENANCE 08/01 - 08/07/11	AUG-2011
10,645	Other	EVANS CONSTRUCTION CO INC				228.96	513100	EVC19836	MAINTENANCE 08/01 - 08/07/11	AUG-2011
10,646	Other	EVANS CONSTRUCTION CO INC				214.65	512100	EVC19836	MAINTENANCE 08/01 - 08/07/11	AUG-2011
10,647	Other	EVANS CONSTRUCTION CO INC				200.34	512100	EVC19836	MAINTENANCE 08/01 - 08/07/11	AUG-2011
10,648	Other	EVANS CONSTRUCTION CO INC				171.72	512100	EVC19836	MAINTENANCE 08/01 - 08/07/11	AUG-2011
10,649	Other	EVANS CONSTRUCTION CO INC				171.72	545100	EVC19836	MAINTENANCE 08/01 - 08/07/11	AUG-2011
10,650	Other	EVANS CONSTRUCTION CO INC				124.06	511100	EVC19836	MAINTENANCE 08/01 - 08/07/11	AUG-2011
10,651	Other	EVANS CONSTRUCTION CO INC				116.94	512017	EVC19836	MAINTENANCE 08/01 - 08/07/11	AUG-2011
10,652	Other	EVANS CONSTRUCTION CO INC				114.48	512100	EVC19836	MAINTENANCE 08/01 - 08/07/11	AUG-2011
10,653	Other	EVANS CONSTRUCTION CO INC				114.48	512100	EVC19836	MAINTENANCE 08/01 - 08/07/11	AUG-2011
10,654	Other	EVANS CONSTRUCTION CO INC				100.17	514100	EVC19836	MAINTENANCE 08/01 - 08/07/11	AUG-2011
10,655	Other	EVANS CONSTRUCTION CO INC				85.86	511100	EVC19836	MAINTENANCE 08/01 - 08/07/11	AUG-2011
10,656	Other	EVANS CONSTRUCTION CO INC				85.86	514100	EVC19836	MAINTENANCE 08/01 - 08/07/11	AUG-2011
10,657	Other	EVANS CONSTRUCTION CO INC				71.55	511100	EVC19836	MAINTENANCE 08/01 - 08/07/11	AUG-2011
10,658	Other	EVANS CONSTRUCTION CO INC				71.55	514100	EVC19836	MAINTENANCE 08/01 - 08/07/11	AUG-2011
10,659	Other	EVANS CONSTRUCTION CO INC				71.55	514100	EVC19836	MAINTENANCE 08/01 - 08/07/11	AUG-2011
10,660	Other	EVANS CONSTRUCTION CO INC				71.55	514100	EVC19836	MAINTENANCE 08/01 - 08/07/11	AUG-2011
10,661	Other	EVANS CONSTRUCTION CO INC				62.03	512017	EVC19836	MAINTENANCE 08/01 - 08/07/11	AUG-2011
10,662	Other	EVANS CONSTRUCTION CO INC				62.03	512017	EVC19836	MAINTENANCE 08/01 - 08/07/11	AUG-2011
10,663	Other	EVANS CONSTRUCTION CO INC				57.24	512100	EVC19836	MAINTENANCE 08/01 - 08/07/11	AUG-2011
10,664	Other	EVANS CONSTRUCTION CO INC				57.24	512100	EVC19836	MAINTENANCE 08/01 - 08/07/11	AUG-2011
10,665	Other	EVANS CONSTRUCTION CO INC				57.24	512100	EVC19836	MAINTENANCE 08/01 - 08/07/11	AUG-2011
10,666	Other	EVANS CONSTRUCTION CO INC				57.24	514100	EVC19836	MAINTENANCE 08/01 - 08/07/11	AUG-2011
10,667	Other	EVANS CONSTRUCTION CO INC				57.24	514100	EVC19836	MAINTENANCE 08/01 - 08/07/11	AUG-2011
10,668	Other	EVANS CONSTRUCTION CO INC				57.24	514100	EVC19836	MAINTENANCE 08/01 - 08/07/11	AUG-2011
10,669	Other	EVANS CONSTRUCTION CO INC				42.93	511100	EVC19836	MAINTENANCE 08/01 - 08/07/11	AUG-2011
10,670	Other	EVANS CONSTRUCTION CO INC				42.93	542100	EVC19836	MAINTENANCE 08/01 - 08/07/11	AUG-2011
10,671	Other	EVANS CONSTRUCTION CO INC				28.62	511100	EVC19836	MAINTENANCE 08/01 - 08/07/11	AUG-2011
10,672	Other	EVANS CONSTRUCTION CO INC				28.62	513100	EVC19836	MAINTENANCE 08/01 - 08/07/11	AUG-2011
10,673	Other	EVANS CONSTRUCTION CO INC				28.62	514100	EVC19836	MAINTENANCE 08/01 - 08/07/11	AUG-2011
10,674	Other	EVANS CONSTRUCTION CO INC				28.62	514100	EVC19836	MAINTENANCE 08/01 - 08/07/11	AUG-2011
10,675	Other	EVANS CONSTRUCTION CO INC				28.62	514100	EVC19836	MAINTENANCE 08/01 - 08/07/11	AUG-2011
10,676	Other	EVANS CONSTRUCTION CO INC				28.62	514100	EVC19836	MAINTENANCE 08/01 - 08/07/11	AUG-2011
10,677	Other	EVANS CONSTRUCTION CO INC				28.62	514100	EVC19836	MAINTENANCE 08/01 - 08/07/11	AUG-2011
10,678	Other	EVANS CONSTRUCTION CO INC				28.62	514100	EVC19836	MAINTENANCE 08/01 - 08/07/11	AUG-2011
10,679	Other	EVANS CONSTRUCTION CO INC				28.62	542100	EVC19836	MAINTENANCE 08/01 - 08/07/11	AUG-2011
10,680	Other	EVANS CONSTRUCTION CO INC				14.31	512005	EVC19836	MAINTENANCE 08/01 - 08/07/11	AUG-2011
10,681	Other	EVANS CONSTRUCTION CO INC				14.31	512100	EVC19836	MAINTENANCE 08/01 - 08/07/11	AUG-2011

KENTUCKY UTILITIES COMPANY
Case No. 2012- 00221
Analysis of Professional Services Expenses For the Test Year

(A)	(B)	(C)	(D)	(E)	(F)	(G)	(H)	(I)		
Line No.	Type	Vendor	Rate Case	Audit	Other	Total	Account	Invoice	Description	Period
10,682	Other	EVANS CONSTRUCTION CO INC				14.31	542100	EVC19836	MAINTENANCE 08/01 - 08/07/11	AUG-2011
10,683	Other	EVANS CONSTRUCTION CO INC				14.31	545100	EVC19836	MAINTENANCE 08/01 - 08/07/11	AUG-2011
10,684	Other	EVANS CONSTRUCTION CO INC				14.31	545100	EVC19836	MAINTENANCE 08/01 - 08/07/11	AUG-2011
10,685	Other	EVANS CONSTRUCTION CO INC				790.02	512101	EVC19837	GHENT FACILITY MAINTENANCE FOR THE PERIOD 8/8 THRU 8/14/11	AUG-2011
10,686	Other	EVANS CONSTRUCTION CO INC				619.87	511100	EVC19837	GHENT FACILITY MAINTENANCE FOR THE PERIOD 8/8 THRU 8/14/11	AUG-2011
10,687	Other	EVANS CONSTRUCTION CO INC				603.04	511100	EVC19837	GHENT FACILITY MAINTENANCE FOR THE PERIOD 8/8 THRU 8/14/11	AUG-2011
10,688	Other	EVANS CONSTRUCTION CO INC				470.31	512100	EVC19837	GHENT FACILITY MAINTENANCE FOR THE PERIOD 8/8 THRU 8/14/11	AUG-2011
10,689	Other	EVANS CONSTRUCTION CO INC				344.10	512017	EVC19837	GHENT FACILITY MAINTENANCE FOR THE PERIOD 8/8 THRU 8/14/11	AUG-2011
10,690	Other	EVANS CONSTRUCTION CO INC				311.22	511100	EVC19837	GHENT FACILITY MAINTENANCE FOR THE PERIOD 8/8 THRU 8/14/11	AUG-2011
10,691	Other	EVANS CONSTRUCTION CO INC				307.88	512017	EVC19837	GHENT FACILITY MAINTENANCE FOR THE PERIOD 8/8 THRU 8/14/11	AUG-2011
10,692	Other	EVANS CONSTRUCTION CO INC				263.34	511100	EVC19837	GHENT FACILITY MAINTENANCE FOR THE PERIOD 8/8 THRU 8/14/11	AUG-2011
10,693	Other	EVANS CONSTRUCTION CO INC				236.31	512100	EVC19837	GHENT FACILITY MAINTENANCE FOR THE PERIOD 8/8 THRU 8/14/11	AUG-2011
10,694	Other	EVANS CONSTRUCTION CO INC				209.55	513100	EVC19837	GHENT FACILITY MAINTENANCE FOR THE PERIOD 8/8 THRU 8/14/11	AUG-2011
10,695	Other	EVANS CONSTRUCTION CO INC				187.28	511100	EVC19837	GHENT FACILITY MAINTENANCE FOR THE PERIOD 8/8 THRU 8/14/11	AUG-2011
10,696	Other	EVANS CONSTRUCTION CO INC				174.86	511100	EVC19837	GHENT FACILITY MAINTENANCE FOR THE PERIOD 8/8 THRU 8/14/11	AUG-2011
10,697	Other	EVANS CONSTRUCTION CO INC				169.09	512100	EVC19837	GHENT FACILITY MAINTENANCE FOR THE PERIOD 8/8 THRU 8/14/11	AUG-2011
10,698	Other	EVANS CONSTRUCTION CO INC				159.09	512100	EVC19837	GHENT FACILITY MAINTENANCE FOR THE PERIOD 8/8 THRU 8/14/11	AUG-2011
10,699	Other	EVANS CONSTRUCTION CO INC				154.58	512100	EVC19837	GHENT FACILITY MAINTENANCE FOR THE PERIOD 8/8 THRU 8/14/11	AUG-2011
10,700	Other	EVANS CONSTRUCTION CO INC				153.80	512100	EVC19837	GHENT FACILITY MAINTENANCE FOR THE PERIOD 8/8 THRU 8/14/11	AUG-2011
10,701	Other	EVANS CONSTRUCTION CO INC				47.88	512102	EVC19837	GHENT FACILITY MAINTENANCE FOR THE PERIOD 8/8 THRU 8/14/11	AUG-2011
10,702	Other	EVANS CONSTRUCTION CO INC				23.94	511100	EVC19837	GHENT FACILITY MAINTENANCE FOR THE PERIOD 8/8 THRU 8/14/11	AUG-2011
10,703	Other	EVANS CONSTRUCTION CO INC				13.79	511100	EVC19837	GHENT FACILITY MAINTENANCE FOR THE PERIOD 8/8 THRU 8/14/11	AUG-2011
10,704	Other	EVANS CONSTRUCTION CO INC				3,250.45	502003	EVC19839	GHENT OUTSIDE MAINTENANCE FOR THE PERIOD 8/8 THRU 8/14/11	AUG-2011
10,705	Other	EVANS CONSTRUCTION CO INC				2,667.34	511100	EVC19839	GHENT OUTSIDE MAINTENANCE FOR THE PERIOD 8/8 THRU 8/14/11	AUG-2011
10,706	Other	EVANS CONSTRUCTION CO INC				2,080.66	512017	EVC19839	GHENT OUTSIDE MAINTENANCE FOR THE PERIOD 8/8 THRU 8/14/11	AUG-2011
10,707	Other	EVANS CONSTRUCTION CO INC				1,186.08	512017	EVC19839	GHENT OUTSIDE MAINTENANCE FOR THE PERIOD 8/8 THRU 8/14/11	AUG-2011
10,708	Other	EVANS CONSTRUCTION CO INC				672.32	511100	EVC19839	GHENT OUTSIDE MAINTENANCE FOR THE PERIOD 8/8 THRU 8/14/11	AUG-2011
10,709	Other	EVANS CONSTRUCTION CO INC				519.92	511100	EVC19839	GHENT OUTSIDE MAINTENANCE FOR THE PERIOD 8/8 THRU 8/14/11	AUG-2011
10,710	Other	EVANS CONSTRUCTION CO INC				306.17	514100	EVC19839	GHENT OUTSIDE MAINTENANCE FOR THE PERIOD 8/8 THRU 8/14/11	AUG-2011
10,711	Other	EVANS CONSTRUCTION CO INC				252.96	511100	EVC19839	GHENT OUTSIDE MAINTENANCE FOR THE PERIOD 8/8 THRU 8/14/11	AUG-2011
10,712	Other	EVANS CONSTRUCTION CO INC				252.00	512017	EVC19839	GHENT OUTSIDE MAINTENANCE FOR THE PERIOD 8/8 THRU 8/14/11	AUG-2011
10,713	Other	EVANS CONSTRUCTION CO INC				252.00	512017	EVC19839	GHENT OUTSIDE MAINTENANCE FOR THE PERIOD 8/8 THRU 8/14/11	AUG-2011
10,714	Other	EVANS CONSTRUCTION CO INC				238.08	512005	EVC19839	GHENT OUTSIDE MAINTENANCE FOR THE PERIOD 8/8 THRU 8/14/11	AUG-2011
10,715	Other	EVANS CONSTRUCTION CO INC				238.08	512100	EVC19839	GHENT OUTSIDE MAINTENANCE FOR THE PERIOD 8/8 THRU 8/14/11	AUG-2011
10,716	Other	EVANS CONSTRUCTION CO INC				238.08	512100	EVC19839	GHENT OUTSIDE MAINTENANCE FOR THE PERIOD 8/8 THRU 8/14/11	AUG-2011
10,717	Other	EVANS CONSTRUCTION CO INC				204.00	511100	EVC19839	GHENT OUTSIDE MAINTENANCE FOR THE PERIOD 8/8 THRU 8/14/11	AUG-2011
10,718	Other	EVANS CONSTRUCTION CO INC				204.00	511100	EVC19839	GHENT OUTSIDE MAINTENANCE FOR THE PERIOD 8/8 THRU 8/14/11	AUG-2011
10,719	Other	EVANS CONSTRUCTION CO INC				178.56	512100	EVC19839	GHENT OUTSIDE MAINTENANCE FOR THE PERIOD 8/8 THRU 8/14/11	AUG-2011
10,720	Other	EVANS CONSTRUCTION CO INC				119.04	512100	EVC19839	GHENT OUTSIDE MAINTENANCE FOR THE PERIOD 8/8 THRU 8/14/11	AUG-2011
10,721	Other	EVANS CONSTRUCTION CO INC				59.52	512100	EVC19839	GHENT OUTSIDE MAINTENANCE FOR THE PERIOD 8/8 THRU 8/14/11	AUG-2011
10,722	Other	EVANS CONSTRUCTION CO INC				59.52	512100	EVC19839	GHENT OUTSIDE MAINTENANCE FOR THE PERIOD 8/8 THRU 8/14/11	AUG-2011
10,723	Other	EVANS CONSTRUCTION CO INC				59.52	512100	EVC19839	GHENT OUTSIDE MAINTENANCE FOR THE PERIOD 8/8 THRU 8/14/11	AUG-2011
10,724	Other	EVANS CONSTRUCTION CO INC				214.65	552100	EVC19841	CT SITE MAINT 08/08 - 08/14/11	AUG-2011
10,725	Other	EVANS CONSTRUCTION CO INC				200.34	552100	EVC19841	CT SITE MAINT 08/08 - 08/14/11	AUG-2011
10,726	Other	EVANS CONSTRUCTION CO INC				186.03	552100	EVC19841	CT SITE MAINT 08/08 - 08/14/11	AUG-2011
10,727	Other	EVANS CONSTRUCTION CO INC				128.79	552100	EVC19841	CT SITE MAINT 08/08 - 08/14/11	AUG-2011
10,728	Other	EVANS CONSTRUCTION CO INC				114.48	553100	EVC19841	CT SITE MAINT 08/08 - 08/14/11	AUG-2011
10,729	Other	EVANS CONSTRUCTION CO INC				71.55	552100	EVC19841	CT SITE MAINT 08/08 - 08/14/11	AUG-2011
10,730	Other	EVANS CONSTRUCTION CO INC				57.24	552100	EVC19841	CT SITE MAINT 08/08 - 08/14/11	AUG-2011
10,731	Other	EVANS CONSTRUCTION CO INC				57.24	552100	EVC19841	CT SITE MAINT 08/08 - 08/14/11	AUG-2011
10,732	Other	EVANS CONSTRUCTION CO INC				42.93	552100	EVC19841	CT SITE MAINT 08/08 - 08/14/11	AUG-2011
10,733	Other	EVANS CONSTRUCTION CO INC				42.93	552100	EVC19841	CT SITE MAINT 08/08 - 08/14/11	AUG-2011
10,734	Other	EVANS CONSTRUCTION CO INC				28.62	552100	EVC19841	CT SITE MAINT 08/08 - 08/14/11	AUG-2011
10,735	Other	EVANS CONSTRUCTION CO INC				1,675.33	511100	EVC19842	MAINTENANCE 08/08 - 08/14/11	SEP-2011
10,736	Other	EVANS CONSTRUCTION CO INC				1,297.19	511100	EVC19842	MAINTENANCE 08/08 - 08/14/11	SEP-2011
10,737	Other	EVANS CONSTRUCTION CO INC				930.33	512100	EVC19842	MAINTENANCE 08/08 - 08/14/11	SEP-2011
10,738	Other	EVANS CONSTRUCTION CO INC				738.70	512100	EVC19842	MAINTENANCE 08/08 - 08/14/11	SEP-2011
10,739	Other	EVANS CONSTRUCTION CO INC				467.74	511100	EVC19842	MAINTENANCE 08/08 - 08/14/11	SEP-2011
10,740	Other	EVANS CONSTRUCTION CO INC				386.37	512100	EVC19842	MAINTENANCE 08/08 - 08/14/11	SEP-2011
10,741	Other	EVANS CONSTRUCTION CO INC				362.32	511100	EVC19842	MAINTENANCE 08/08 - 08/14/11	SEP-2011

KENTUCKY UTILITIES COMPANY
Case No. 2012- 00221
Analysis of Professional Services Expenses For the Test Year

(A)	(B)	(C)	(D)	(E)	(F)	(G)	(H)	(I)		
Line No.	Type	Vendor	Rate Case	Audit	Other	Total	Account	Invoice	Description	Period
10,742	Other	EVANS CONSTRUCTION CO INC				310.15	512017	EVC19842	MAINTENANCE 08/08 - 08/14/11	SEP-2011
10,743	Other	EVANS CONSTRUCTION CO INC				271.89	512100	EVC19842	MAINTENANCE 08/08 - 08/14/11	SEP-2011
10,744	Other	EVANS CONSTRUCTION CO INC				257.58	512100	EVC19842	MAINTENANCE 08/08 - 08/14/11	SEP-2011
10,745	Other	EVANS CONSTRUCTION CO INC				228.96	512100	EVC19842	MAINTENANCE 08/08 - 08/14/11	SEP-2011
10,746	Other	EVANS CONSTRUCTION CO INC				221.61	511100	EVC19842	MAINTENANCE 08/08 - 08/14/11	SEP-2011
10,747	Other	EVANS CONSTRUCTION CO INC				200.34	511100	EVC19842	MAINTENANCE 08/08 - 08/14/11	SEP-2011
10,748	Other	EVANS CONSTRUCTION CO INC				186.09	512017	EVC19842	MAINTENANCE 08/08 - 08/14/11	SEP-2011
10,749	Other	EVANS CONSTRUCTION CO INC				186.09	513100	EVC19842	MAINTENANCE 08/08 - 08/14/11	SEP-2011
10,750	Other	EVANS CONSTRUCTION CO INC				186.03	511100	EVC19842	MAINTENANCE 08/08 - 08/14/11	SEP-2011
10,751	Other	EVANS CONSTRUCTION CO INC				186.03	511100	EVC19842	MAINTENANCE 08/08 - 08/14/11	SEP-2011
10,752	Other	EVANS CONSTRUCTION CO INC				171.72	512100	EVC19842	MAINTENANCE 08/08 - 08/14/11	SEP-2011
10,753	Other	EVANS CONSTRUCTION CO INC				157.41	542100	EVC19842	MAINTENANCE 08/08 - 08/14/11	SEP-2011
10,754	Other	EVANS CONSTRUCTION CO INC				147.74	511100	EVC19842	MAINTENANCE 08/08 - 08/14/11	SEP-2011
10,755	Other	EVANS CONSTRUCTION CO INC				147.74	511100	EVC19842	MAINTENANCE 08/08 - 08/14/11	SEP-2011
10,756	Other	EVANS CONSTRUCTION CO INC				147.74	511100	EVC19842	MAINTENANCE 08/08 - 08/14/11	SEP-2011
10,757	Other	EVANS CONSTRUCTION CO INC				143.10	514100	EVC19842	MAINTENANCE 08/08 - 08/14/11	SEP-2011
10,758	Other	EVANS CONSTRUCTION CO INC				128.79	511100	EVC19842	MAINTENANCE 08/08 - 08/14/11	SEP-2011
10,759	Other	EVANS CONSTRUCTION CO INC				128.79	512100	EVC19842	MAINTENANCE 08/08 - 08/14/11	SEP-2011
10,760	Other	EVANS CONSTRUCTION CO INC				124.06	512017	EVC19842	MAINTENANCE 08/08 - 08/14/11	SEP-2011
10,761	Other	EVANS CONSTRUCTION CO INC				114.48	512100	EVC19842	MAINTENANCE 08/08 - 08/14/11	SEP-2011
10,762	Other	EVANS CONSTRUCTION CO INC				114.48	512100	EVC19842	MAINTENANCE 08/08 - 08/14/11	SEP-2011
10,763	Other	EVANS CONSTRUCTION CO INC				100.17	511100	EVC19842	MAINTENANCE 08/08 - 08/14/11	SEP-2011
10,764	Other	EVANS CONSTRUCTION CO INC				100.17	511100	EVC19842	MAINTENANCE 08/08 - 08/14/11	SEP-2011
10,765	Other	EVANS CONSTRUCTION CO INC				100.02	512100	EVC19842	MAINTENANCE 08/08 - 08/14/11	SEP-2011
10,766	Other	EVANS CONSTRUCTION CO INC				90.65	511100	EVC19842	MAINTENANCE 08/08 - 08/14/11	SEP-2011
10,767	Other	EVANS CONSTRUCTION CO INC				85.86	512100	EVC19842	MAINTENANCE 08/08 - 08/14/11	SEP-2011
10,768	Other	EVANS CONSTRUCTION CO INC				85.86	514100	EVC19842	MAINTENANCE 08/08 - 08/14/11	SEP-2011
10,769	Other	EVANS CONSTRUCTION CO INC				85.86	514100	EVC19842	MAINTENANCE 08/08 - 08/14/11	SEP-2011
10,770	Other	EVANS CONSTRUCTION CO INC				71.55	512100	EVC19842	MAINTENANCE 08/08 - 08/14/11	SEP-2011
10,771	Other	EVANS CONSTRUCTION CO INC				71.55	513100	EVC19842	MAINTENANCE 08/08 - 08/14/11	SEP-2011
10,772	Other	EVANS CONSTRUCTION CO INC				57.24	512005	EVC19842	MAINTENANCE 08/08 - 08/14/11	SEP-2011
10,773	Other	EVANS CONSTRUCTION CO INC				57.24	512100	EVC19842	MAINTENANCE 08/08 - 08/14/11	SEP-2011
10,774	Other	EVANS CONSTRUCTION CO INC				57.24	512100	EVC19842	MAINTENANCE 08/08 - 08/14/11	SEP-2011
10,775	Other	EVANS CONSTRUCTION CO INC				57.24	512100	EVC19842	MAINTENANCE 08/08 - 08/14/11	SEP-2011
10,776	Other	EVANS CONSTRUCTION CO INC				57.24	512100	EVC19842	MAINTENANCE 08/08 - 08/14/11	SEP-2011
10,777	Other	EVANS CONSTRUCTION CO INC				57.24	512100	EVC19842	MAINTENANCE 08/08 - 08/14/11	SEP-2011
10,778	Other	EVANS CONSTRUCTION CO INC				57.24	514100	EVC19842	MAINTENANCE 08/08 - 08/14/11	SEP-2011
10,779	Other	EVANS CONSTRUCTION CO INC				42.93	514100	EVC19842	MAINTENANCE 08/08 - 08/14/11	SEP-2011
10,780	Other	EVANS CONSTRUCTION CO INC				42.93	514100	EVC19842	MAINTENANCE 08/08 - 08/14/11	SEP-2011
10,781	Other	EVANS CONSTRUCTION CO INC				42.93	514100	EVC19842	MAINTENANCE 08/08 - 08/14/11	SEP-2011
10,782	Other	EVANS CONSTRUCTION CO INC				42.93	514100	EVC19842	MAINTENANCE 08/08 - 08/14/11	SEP-2011
10,783	Other	EVANS CONSTRUCTION CO INC				42.93	542100	EVC19842	MAINTENANCE 08/08 - 08/14/11	SEP-2011
10,784	Other	EVANS CONSTRUCTION CO INC				31.02	511100	EVC19842	MAINTENANCE 08/08 - 08/14/11	SEP-2011
10,785	Other	EVANS CONSTRUCTION CO INC				31.02	511100	EVC19842	MAINTENANCE 08/08 - 08/14/11	SEP-2011
10,786	Other	EVANS CONSTRUCTION CO INC				28.62	511100	EVC19842	MAINTENANCE 08/08 - 08/14/11	SEP-2011
10,787	Other	EVANS CONSTRUCTION CO INC				28.62	511100	EVC19842	MAINTENANCE 08/08 - 08/14/11	SEP-2011
10,788	Other	EVANS CONSTRUCTION CO INC				28.62	514100	EVC19842	MAINTENANCE 08/08 - 08/14/11	SEP-2011
10,789	Other	EVANS CONSTRUCTION CO INC				28.62	514100	EVC19842	MAINTENANCE 08/08 - 08/14/11	SEP-2011
10,790	Other	EVANS CONSTRUCTION CO INC				28.62	514100	EVC19842	MAINTENANCE 08/08 - 08/14/11	SEP-2011
10,791	Other	EVANS CONSTRUCTION CO INC				28.62	542100	EVC19842	MAINTENANCE 08/08 - 08/14/11	SEP-2011
10,792	Other	EVANS CONSTRUCTION CO INC				28.62	545100	EVC19842	MAINTENANCE 08/08 - 08/14/11	SEP-2011
10,793	Other	EVANS CONSTRUCTION CO INC				28.62	545100	EVC19842	MAINTENANCE 08/08 - 08/14/11	SEP-2011
10,794	Other	EVANS CONSTRUCTION CO INC				14.31	511100	EVC19842	MAINTENANCE 08/08 - 08/14/11	SEP-2011
10,795	Other	EVANS CONSTRUCTION CO INC				14.31	513100	EVC19842	MAINTENANCE 08/08 - 08/14/11	SEP-2011
10,796	Other	EVANS CONSTRUCTION CO INC				14.31	513100	EVC19842	MAINTENANCE 08/08 - 08/14/11	SEP-2011
10,797	Other	EVANS CONSTRUCTION CO INC				14.31	513100	EVC19842	MAINTENANCE 08/08 - 08/14/11	SEP-2011
10,798	Other	EVANS CONSTRUCTION CO INC				14.31	514100	EVC19842	MAINTENANCE 08/08 - 08/14/11	SEP-2011
10,799	Other	EVANS CONSTRUCTION CO INC				314.82	552100	EVC19844	CT SITE MAINT 08/15 - 08/21/11	SEP-2011
10,800	Other	EVANS CONSTRUCTION CO INC				214.65	552100	EVC19844	CT SITE MAINT 08/15 - 08/21/11	SEP-2011
10,801	Other	EVANS CONSTRUCTION CO INC				214.65	553100	EVC19844	CT SITE MAINT 08/15 - 08/21/11	SEP-2011

KENTUCKY UTILITIES COMPANY
Case No. 2012- 00221
Analysis of Professional Services Expenses For the Test Year

(A)	(B)	(C)	(D)	(E)	(F)	(G)	(H)	(I)		
Line No.	Type	Vendor	Rate Case	Audit	Other	Total	Account	Invoice	Description	Period
10,802	Other	EVANS CONSTRUCTION CO INC				186.03	553100	EVC19844	CT SITE MAINT 08/15 - 08/21/11	SEP-2011
10,803	Other	EVANS CONSTRUCTION CO INC				171.72	552100	EVC19844	CT SITE MAINT 08/15 - 08/21/11	SEP-2011
10,804	Other	EVANS CONSTRUCTION CO INC				42.93	554100	EVC19844	CT SITE MAINT 08/15 - 08/21/11	SEP-2011
10,805	Other	EVANS CONSTRUCTION CO INC				2,363.84	511100	EVC19845	MAINTENANCE 08/15 - 08/21/11	SEP-2011
10,806	Other	EVANS CONSTRUCTION CO INC				1,638.42	511100	EVC19845	MAINTENANCE 08/15 - 08/21/11	SEP-2011
10,807	Other	EVANS CONSTRUCTION CO INC				590.96	511100	EVC19845	MAINTENANCE 08/15 - 08/21/11	SEP-2011
10,808	Other	EVANS CONSTRUCTION CO INC				558.09	512005	EVC19845	MAINTENANCE 08/15 - 08/21/11	SEP-2011
10,809	Other	EVANS CONSTRUCTION CO INC				543.78	512100	EVC19845	MAINTENANCE 08/15 - 08/21/11	SEP-2011
10,810	Other	EVANS CONSTRUCTION CO INC				486.54	513100	EVC19845	MAINTENANCE 08/15 - 08/21/11	SEP-2011
10,811	Other	EVANS CONSTRUCTION CO INC				429.30	512005	EVC19845	MAINTENANCE 08/15 - 08/21/11	SEP-2011
10,812	Other	EVANS CONSTRUCTION CO INC				286.20	511100	EVC19845	MAINTENANCE 08/15 - 08/21/11	SEP-2011
10,813	Other	EVANS CONSTRUCTION CO INC				276.74	512017	EVC19845	MAINTENANCE 08/15 - 08/21/11	SEP-2011
10,814	Other	EVANS CONSTRUCTION CO INC				257.58	542100	EVC19845	MAINTENANCE 08/15 - 08/21/11	SEP-2011
10,815	Other	EVANS CONSTRUCTION CO INC				214.65	512100	EVC19845	MAINTENANCE 08/15 - 08/21/11	SEP-2011
10,816	Other	EVANS CONSTRUCTION CO INC				200.34	512100	EVC19845	MAINTENANCE 08/15 - 08/21/11	SEP-2011
10,817	Other	EVANS CONSTRUCTION CO INC				171.72	512005	EVC19845	MAINTENANCE 08/15 - 08/21/11	SEP-2011
10,818	Other	EVANS CONSTRUCTION CO INC				171.72	512100	EVC19845	MAINTENANCE 08/15 - 08/21/11	SEP-2011
10,819	Other	EVANS CONSTRUCTION CO INC				157.47	512017	EVC19845	MAINTENANCE 08/15 - 08/21/11	SEP-2011
10,820	Other	EVANS CONSTRUCTION CO INC				157.41	511100	EVC19845	MAINTENANCE 08/15 - 08/21/11	SEP-2011
10,821	Other	EVANS CONSTRUCTION CO INC				143.10	512005	EVC19845	MAINTENANCE 08/15 - 08/21/11	SEP-2011
10,822	Other	EVANS CONSTRUCTION CO INC				128.79	511100	EVC19845	MAINTENANCE 08/15 - 08/21/11	SEP-2011
10,823	Other	EVANS CONSTRUCTION CO INC				128.79	514100	EVC19845	MAINTENANCE 08/15 - 08/21/11	SEP-2011
10,824	Other	EVANS CONSTRUCTION CO INC				124.59	511100	EVC19845	MAINTENANCE 08/15 - 08/21/11	SEP-2011
10,825	Other	EVANS CONSTRUCTION CO INC				114.48	512100	EVC19845	MAINTENANCE 08/15 - 08/21/11	SEP-2011
10,826	Other	EVANS CONSTRUCTION CO INC				114.48	512100	EVC19845	MAINTENANCE 08/15 - 08/21/11	SEP-2011
10,827	Other	EVANS CONSTRUCTION CO INC				114.48	513100	EVC19845	MAINTENANCE 08/15 - 08/21/11	SEP-2011
10,828	Other	EVANS CONSTRUCTION CO INC				85.86	512005	EVC19845	MAINTENANCE 08/15 - 08/21/11	SEP-2011
10,829	Other	EVANS CONSTRUCTION CO INC				85.86	512005	EVC19845	MAINTENANCE 08/15 - 08/21/11	SEP-2011
10,830	Other	EVANS CONSTRUCTION CO INC				85.86	512100	EVC19845	MAINTENANCE 08/15 - 08/21/11	SEP-2011
10,831	Other	EVANS CONSTRUCTION CO INC				85.86	512100	EVC19845	MAINTENANCE 08/15 - 08/21/11	SEP-2011
10,832	Other	EVANS CONSTRUCTION CO INC				85.86	512100	EVC19845	MAINTENANCE 08/15 - 08/21/11	SEP-2011
10,833	Other	EVANS CONSTRUCTION CO INC				85.86	513100	EVC19845	MAINTENANCE 08/15 - 08/21/11	SEP-2011
10,834	Other	EVANS CONSTRUCTION CO INC				71.55	511100	EVC19845	MAINTENANCE 08/15 - 08/21/11	SEP-2011
10,835	Other	EVANS CONSTRUCTION CO INC				71.55	511100	EVC19845	MAINTENANCE 08/15 - 08/21/11	SEP-2011
10,836	Other	EVANS CONSTRUCTION CO INC				71.55	512100	EVC19845	MAINTENANCE 08/15 - 08/21/11	SEP-2011
10,837	Other	EVANS CONSTRUCTION CO INC				71.55	514100	EVC19845	MAINTENANCE 08/15 - 08/21/11	SEP-2011
10,838	Other	EVANS CONSTRUCTION CO INC				71.55	554100	EVC19845	MAINTENANCE 08/15 - 08/21/11	SEP-2011
10,839	Other	EVANS CONSTRUCTION CO INC				62.03	512017	EVC19845	MAINTENANCE 08/15 - 08/21/11	SEP-2011
10,840	Other	EVANS CONSTRUCTION CO INC				62.03	512017	EVC19845	MAINTENANCE 08/15 - 08/21/11	SEP-2011
10,841	Other	EVANS CONSTRUCTION CO INC				57.24	512005	EVC19845	MAINTENANCE 08/15 - 08/21/11	SEP-2011
10,842	Other	EVANS CONSTRUCTION CO INC				57.24	512005	EVC19845	MAINTENANCE 08/15 - 08/21/11	SEP-2011
10,843	Other	EVANS CONSTRUCTION CO INC				57.24	512100	EVC19845	MAINTENANCE 08/15 - 08/21/11	SEP-2011
10,844	Other	EVANS CONSTRUCTION CO INC				57.24	512100	EVC19845	MAINTENANCE 08/15 - 08/21/11	SEP-2011
10,845	Other	EVANS CONSTRUCTION CO INC				57.24	512100	EVC19845	MAINTENANCE 08/15 - 08/21/11	SEP-2011
10,846	Other	EVANS CONSTRUCTION CO INC				57.24	514100	EVC19845	MAINTENANCE 08/15 - 08/21/11	SEP-2011
10,847	Other	EVANS CONSTRUCTION CO INC				57.24	514100	EVC19845	MAINTENANCE 08/15 - 08/21/11	SEP-2011
10,848	Other	EVANS CONSTRUCTION CO INC				57.24	544100	EVC19845	MAINTENANCE 08/15 - 08/21/11	SEP-2011
10,849	Other	EVANS CONSTRUCTION CO INC				42.93	512005	EVC19845	MAINTENANCE 08/15 - 08/21/11	SEP-2011
10,850	Other	EVANS CONSTRUCTION CO INC				42.93	512005	EVC19845	MAINTENANCE 08/15 - 08/21/11	SEP-2011
10,851	Other	EVANS CONSTRUCTION CO INC				42.93	512100	EVC19845	MAINTENANCE 08/15 - 08/21/11	SEP-2011
10,852	Other	EVANS CONSTRUCTION CO INC				42.93	514100	EVC19845	MAINTENANCE 08/15 - 08/21/11	SEP-2011
10,853	Other	EVANS CONSTRUCTION CO INC				42.93	554100	EVC19845	MAINTENANCE 08/15 - 08/21/11	SEP-2011
10,854	Other	EVANS CONSTRUCTION CO INC				28.62	511100	EVC19845	MAINTENANCE 08/15 - 08/21/11	SEP-2011
10,855	Other	EVANS CONSTRUCTION CO INC				28.62	512005	EVC19845	MAINTENANCE 08/15 - 08/21/11	SEP-2011
10,856	Other	EVANS CONSTRUCTION CO INC				28.62	512005	EVC19845	MAINTENANCE 08/15 - 08/21/11	SEP-2011
10,857	Other	EVANS CONSTRUCTION CO INC				28.62	514100	EVC19845	MAINTENANCE 08/15 - 08/21/11	SEP-2011
10,858	Other	EVANS CONSTRUCTION CO INC				14.31	511100	EVC19845	MAINTENANCE 08/15 - 08/21/11	SEP-2011
10,859	Other	EVANS CONSTRUCTION CO INC				14.31	512100	EVC19845	MAINTENANCE 08/15 - 08/21/11	SEP-2011
10,860	Other	EVANS CONSTRUCTION CO INC				2,275.59	511100	EVC19846	GHENT FACILITY MAINTENANCE FOR THE PERIOD 8/15 THRU 8/21/11	SEP-2011
10,861	Other	EVANS CONSTRUCTION CO INC				872.29	512100	EVC19846	GHENT FACILITY MAINTENANCE FOR THE PERIOD 8/15 THRU 8/21/11	SEP-2011

KENTUCKY UTILITIES COMPANY
Case No. 2012- 00221
Analysis of Professional Services Expenses For the Test Year

(A)	(B)	(C)	(D)	(E)	(F)	(G)	(H)	(I)		
Line No.	Type	Vendor	Rate Case	Audit	Other	Total	Account	Invoice	Description	Period
10,862	Other	EVANS CONSTRUCTION CO INC				646.38	512101	EVC19846	GHENT FACILITY MAINTENANCE FOR THE PERIOD 8/15 THRU 8/21/11	SEP-2011
10,863	Other	EVANS CONSTRUCTION CO INC				527.59	511100	EVC19846	GHENT FACILITY MAINTENANCE FOR THE PERIOD 8/15 THRU 8/21/11	SEP-2011
10,864	Other	EVANS CONSTRUCTION CO INC				191.52	511100	EVC19846	GHENT FACILITY MAINTENANCE FOR THE PERIOD 8/15 THRU 8/21/11	SEP-2011
10,865	Other	EVANS CONSTRUCTION CO INC				143.64	512017	EVC19846	GHENT FACILITY MAINTENANCE FOR THE PERIOD 8/15 THRU 8/21/11	SEP-2011
10,866	Other	EVANS CONSTRUCTION CO INC				83.79	511100	EVC19846	GHENT FACILITY MAINTENANCE FOR THE PERIOD 8/15 THRU 8/21/11	SEP-2011
10,867	Other	EVANS CONSTRUCTION CO INC				57.32	512017	EVC19846	GHENT FACILITY MAINTENANCE FOR THE PERIOD 8/15 THRU 8/21/11	SEP-2011
10,868	Other	EVANS CONSTRUCTION CO INC				38.49	512005	EVC19846	GHENT FACILITY MAINTENANCE FOR THE PERIOD 8/15 THRU 8/21/11	SEP-2011
10,869	Other	EVANS CONSTRUCTION CO INC				3,480.16	514100	EVC19848	GHENT OUTSIDE MAINTENANCE FOR THE PERIOD 8/15 THRU 8/21/11	SEP-2011
10,870	Other	EVANS CONSTRUCTION CO INC				1,776.02	502003	EVC19848	GHENT OUTSIDE MAINTENANCE FOR THE PERIOD 8/15 THRU 8/21/11	SEP-2011
10,871	Other	EVANS CONSTRUCTION CO INC				490.16	511100	EVC19848	GHENT OUTSIDE MAINTENANCE FOR THE PERIOD 8/15 THRU 8/21/11	SEP-2011
10,872	Other	EVANS CONSTRUCTION CO INC				489.44	511100	EVC19848	GHENT OUTSIDE MAINTENANCE FOR THE PERIOD 8/15 THRU 8/21/11	SEP-2011
10,873	Other	EVANS CONSTRUCTION CO INC				252.08	511100	EVC19848	GHENT OUTSIDE MAINTENANCE FOR THE PERIOD 8/15 THRU 8/21/11	SEP-2011
10,874	Other	EVANS CONSTRUCTION CO INC				252.08	511100	EVC19848	GHENT OUTSIDE MAINTENANCE FOR THE PERIOD 8/15 THRU 8/21/11	SEP-2011
10,875	Other	EVANS CONSTRUCTION CO INC				252.08	511100	EVC19848	GHENT OUTSIDE MAINTENANCE FOR THE PERIOD 8/15 THRU 8/21/11	SEP-2011
10,876	Other	EVANS CONSTRUCTION CO INC				252.08	511100	EVC19848	GHENT OUTSIDE MAINTENANCE FOR THE PERIOD 8/15 THRU 8/21/11	SEP-2011
10,877	Other	EVANS CONSTRUCTION CO INC				238.08	512005	EVC19848	GHENT OUTSIDE MAINTENANCE FOR THE PERIOD 8/15 THRU 8/21/11	SEP-2011
10,878	Other	EVANS CONSTRUCTION CO INC				238.08	512005	EVC19848	GHENT OUTSIDE MAINTENANCE FOR THE PERIOD 8/15 THRU 8/21/11	SEP-2011
10,879	Other	EVANS CONSTRUCTION CO INC				238.08	512100	EVC19848	GHENT OUTSIDE MAINTENANCE FOR THE PERIOD 8/15 THRU 8/21/11	SEP-2011
10,880	Other	EVANS CONSTRUCTION CO INC				238.08	513100	EVC19848	GHENT OUTSIDE MAINTENANCE FOR THE PERIOD 8/15 THRU 8/21/11	SEP-2011
10,881	Other	EVANS CONSTRUCTION CO INC				204.00	511100	EVC19848	GHENT OUTSIDE MAINTENANCE FOR THE PERIOD 8/15 THRU 8/21/11	SEP-2011
10,882	Other	EVANS CONSTRUCTION CO INC				204.00	511100	EVC19848	GHENT OUTSIDE MAINTENANCE FOR THE PERIOD 8/15 THRU 8/21/11	SEP-2011
10,883	Other	EVANS CONSTRUCTION CO INC				204.00	511100	EVC19848	GHENT OUTSIDE MAINTENANCE FOR THE PERIOD 8/15 THRU 8/21/11	SEP-2011
10,884	Other	EVANS CONSTRUCTION CO INC				204.00	511100	EVC19848	GHENT OUTSIDE MAINTENANCE FOR THE PERIOD 8/15 THRU 8/21/11	SEP-2011
10,885	Other	EVANS CONSTRUCTION CO INC				204.00	511100	EVC19848	GHENT OUTSIDE MAINTENANCE FOR THE PERIOD 8/15 THRU 8/21/11	SEP-2011
10,886	Other	EVANS CONSTRUCTION CO INC				173.30	512005	EVC19848	GHENT OUTSIDE MAINTENANCE FOR THE PERIOD 8/15 THRU 8/21/11	SEP-2011
10,887	Other	EVANS CONSTRUCTION CO INC				144.00	514100	EVC19848	GHENT OUTSIDE MAINTENANCE FOR THE PERIOD 8/15 THRU 8/21/11	SEP-2011
10,888	Other	EVANS CONSTRUCTION CO INC				48.00	512100	EVC19848	GHENT OUTSIDE MAINTENANCE FOR THE PERIOD 8/15 THRU 8/21/11	SEP-2011
10,889	Other	EVANS CONSTRUCTION CO INC				3,466.77	923900	EVC19853	EVANS CONST-LIGHT MAINTENANCE - SIMPSONVILLE FOR AUG -INV EVC-19853 DATED 9/8/2011	SEP-2011
10,890	Other	EVANS CONSTRUCTION CO INC				847.43	923900	EVC19853	EVANS CONST-LIGHT MAINTENANCE - SIMPSONVILLE FOR AUG -INV EVC-19853 DATED 9/8/2011	SEP-2011
10,891	Other	EVANS CONSTRUCTION CO INC				386.37	553100	EVC19856	CT SITE MAINT 08/22 - 08/28/11	SEP-2011
10,892	Other	EVANS CONSTRUCTION CO INC				372.06	552100	EVC19856	CT SITE MAINT 08/22 - 08/28/11	SEP-2011
10,893	Other	EVANS CONSTRUCTION CO INC				100.17	553100	EVC19856	CT SITE MAINT 08/22 - 08/28/11	SEP-2011
10,894	Other	EVANS CONSTRUCTION CO INC				85.86	552100	EVC19856	CT SITE MAINT 08/22 - 08/28/11	SEP-2011
10,895	Other	EVANS CONSTRUCTION CO INC				85.86	553100	EVC19856	CT SITE MAINT 08/22 - 08/28/11	SEP-2011
10,896	Other	EVANS CONSTRUCTION CO INC				85.86	553100	EVC19856	CT SITE MAINT 08/22 - 08/28/11	SEP-2011
10,897	Other	EVANS CONSTRUCTION CO INC				14.31	552100	EVC19856	CT SITE MAINT 08/22 - 08/28/11	SEP-2011
10,898	Other	EVANS CONSTRUCTION CO INC				14.31	552100	EVC19856	CT SITE MAINT 08/22 - 08/28/11	SEP-2011
10,899	Other	EVANS CONSTRUCTION CO INC				2,363.84	511100	EVC19857	MAINTENANCE 08/22 - 08/28/11	SEP-2011
10,900	Other	EVANS CONSTRUCTION CO INC				1,197.61	512017	EVC19857	MAINTENANCE 08/22 - 08/28/11	SEP-2011
10,901	Other	EVANS CONSTRUCTION CO INC				743.82	512100	EVC19857	MAINTENANCE 08/22 - 08/28/11	SEP-2011
10,902	Other	EVANS CONSTRUCTION CO INC				628.09	511100	EVC19857	MAINTENANCE 08/22 - 08/28/11	SEP-2011
10,903	Other	EVANS CONSTRUCTION CO INC				590.96	511100	EVC19857	MAINTENANCE 08/22 - 08/28/11	SEP-2011
10,904	Other	EVANS CONSTRUCTION CO INC				343.44	512100	EVC19857	MAINTENANCE 08/22 - 08/28/11	SEP-2011
10,905	Other	EVANS CONSTRUCTION CO INC				336.68	511100	EVC19857	MAINTENANCE 08/22 - 08/28/11	SEP-2011
10,906	Other	EVANS CONSTRUCTION CO INC				300.51	512100	EVC19857	MAINTENANCE 08/22 - 08/28/11	SEP-2011
10,907	Other	EVANS CONSTRUCTION CO INC				286.20	512005	EVC19857	MAINTENANCE 08/22 - 08/28/11	SEP-2011
10,908	Other	EVANS CONSTRUCTION CO INC				281.53	512017	EVC19857	MAINTENANCE 08/22 - 08/28/11	SEP-2011
10,909	Other	EVANS CONSTRUCTION CO INC				214.65	511100	EVC19857	MAINTENANCE 08/22 - 08/28/11	SEP-2011
10,910	Other	EVANS CONSTRUCTION CO INC				214.65	512005	EVC19857	MAINTENANCE 08/22 - 08/28/11	SEP-2011
10,911	Other	EVANS CONSTRUCTION CO INC				200.34	512100	EVC19857	MAINTENANCE 08/22 - 08/28/11	SEP-2011
10,912	Other	EVANS CONSTRUCTION CO INC				186.03	512100	EVC19857	MAINTENANCE 08/22 - 08/28/11	SEP-2011
10,913	Other	EVANS CONSTRUCTION CO INC				171.72	542100	EVC19857	MAINTENANCE 08/22 - 08/28/11	SEP-2011
10,914	Other	EVANS CONSTRUCTION CO INC				143.10	511100	EVC19857	MAINTENANCE 08/22 - 08/28/11	SEP-2011
10,915	Other	EVANS CONSTRUCTION CO INC				143.10	512100	EVC19857	MAINTENANCE 08/22 - 08/28/11	SEP-2011
10,916	Other	EVANS CONSTRUCTION CO INC				128.79	512100	EVC19857	MAINTENANCE 08/22 - 08/28/11	SEP-2011
10,917	Other	EVANS CONSTRUCTION CO INC				114.48	512100	EVC19857	MAINTENANCE 08/22 - 08/28/11	SEP-2011
10,918	Other	EVANS CONSTRUCTION CO INC				114.48	512100	EVC19857	MAINTENANCE 08/22 - 08/28/11	SEP-2011
10,919	Other	EVANS CONSTRUCTION CO INC				114.48	512100	EVC19857	MAINTENANCE 08/22 - 08/28/11	SEP-2011

KENTUCKY UTILITIES COMPANY
Case No. 2012- 00221
Analysis of Professional Services Expenses For the Test Year

(A)	(B)	(C)	(D)	(E)	(F)	(G)	(H)	(I)		
Line No.	Type	Vendor	Rate Case	Audit	Other	Total	Account	Invoice	Description	Period
10,920	Other	EVANS CONSTRUCTION CO INC				114.48	512100	EVC19857	MAINTENANCE 08/22 - 08/28/11	SEP-2011
10,921	Other	EVANS CONSTRUCTION CO INC				114.48	513100	EVC19857	MAINTENANCE 08/22 - 08/28/11	SEP-2011
10,922	Other	EVANS CONSTRUCTION CO INC				102.53	512100	EVC19857	MAINTENANCE 08/22 - 08/28/11	SEP-2011
10,923	Other	EVANS CONSTRUCTION CO INC				100.17	542100	EVC19857	MAINTENANCE 08/22 - 08/28/11	SEP-2011
10,924	Other	EVANS CONSTRUCTION CO INC				90.65	511100	EVC19857	MAINTENANCE 08/22 - 08/28/11	SEP-2011
10,925	Other	EVANS CONSTRUCTION CO INC				62.03	512017	EVC19857	MAINTENANCE 08/22 - 08/28/11	SEP-2011
10,926	Other	EVANS CONSTRUCTION CO INC				62.03	512017	EVC19857	MAINTENANCE 08/22 - 08/28/11	SEP-2011
10,927	Other	EVANS CONSTRUCTION CO INC				57.24	512100	EVC19857	MAINTENANCE 08/22 - 08/28/11	SEP-2011
10,928	Other	EVANS CONSTRUCTION CO INC				57.24	512100	EVC19857	MAINTENANCE 08/22 - 08/28/11	SEP-2011
10,929	Other	EVANS CONSTRUCTION CO INC				57.24	512100	EVC19857	MAINTENANCE 08/22 - 08/28/11	SEP-2011
10,930	Other	EVANS CONSTRUCTION CO INC				57.24	512100	EVC19857	MAINTENANCE 08/22 - 08/28/11	SEP-2011
10,931	Other	EVANS CONSTRUCTION CO INC				57.24	514100	EVC19857	MAINTENANCE 08/22 - 08/28/11	SEP-2011
10,932	Other	EVANS CONSTRUCTION CO INC				57.24	514100	EVC19857	MAINTENANCE 08/22 - 08/28/11	SEP-2011
10,933	Other	EVANS CONSTRUCTION CO INC				57.24	514100	EVC19857	MAINTENANCE 08/22 - 08/28/11	SEP-2011
10,934	Other	EVANS CONSTRUCTION CO INC				57.24	514100	EVC19857	MAINTENANCE 08/22 - 08/28/11	SEP-2011
10,935	Other	EVANS CONSTRUCTION CO INC				42.93	512005	EVC19857	MAINTENANCE 08/22 - 08/28/11	SEP-2011
10,936	Other	EVANS CONSTRUCTION CO INC				42.93	512100	EVC19857	MAINTENANCE 08/22 - 08/28/11	SEP-2011
10,937	Other	EVANS CONSTRUCTION CO INC				42.93	512100	EVC19857	MAINTENANCE 08/22 - 08/28/11	SEP-2011
10,938	Other	EVANS CONSTRUCTION CO INC				42.93	513100	EVC19857	MAINTENANCE 08/22 - 08/28/11	SEP-2011
10,939	Other	EVANS CONSTRUCTION CO INC				42.93	514100	EVC19857	MAINTENANCE 08/22 - 08/28/11	SEP-2011
10,940	Other	EVANS CONSTRUCTION CO INC				42.93	514100	EVC19857	MAINTENANCE 08/22 - 08/28/11	SEP-2011
10,941	Other	EVANS CONSTRUCTION CO INC				42.93	514100	EVC19857	MAINTENANCE 08/22 - 08/28/11	SEP-2011
10,942	Other	EVANS CONSTRUCTION CO INC				42.93	514100	EVC19857	MAINTENANCE 08/22 - 08/28/11	SEP-2011
10,943	Other	EVANS CONSTRUCTION CO INC				42.93	514100	EVC19857	MAINTENANCE 08/22 - 08/28/11	SEP-2011
10,944	Other	EVANS CONSTRUCTION CO INC				42.93	514100	EVC19857	MAINTENANCE 08/22 - 08/28/11	SEP-2011
10,945	Other	EVANS CONSTRUCTION CO INC				39.41	511100	EVC19857	MAINTENANCE 08/22 - 08/28/11	SEP-2011
10,946	Other	EVANS CONSTRUCTION CO INC				28.62	513100	EVC19857	MAINTENANCE 08/22 - 08/28/11	SEP-2011
10,947	Other	EVANS CONSTRUCTION CO INC				28.62	514100	EVC19857	MAINTENANCE 08/22 - 08/28/11	SEP-2011
10,948	Other	EVANS CONSTRUCTION CO INC				28.62	514100	EVC19857	MAINTENANCE 08/22 - 08/28/11	SEP-2011
10,949	Other	EVANS CONSTRUCTION CO INC				28.62	514100	EVC19857	MAINTENANCE 08/22 - 08/28/11	SEP-2011
10,950	Other	EVANS CONSTRUCTION CO INC				28.62	514100	EVC19857	MAINTENANCE 08/22 - 08/28/11	SEP-2011
10,951	Other	EVANS CONSTRUCTION CO INC				28.62	514100	EVC19857	MAINTENANCE 08/22 - 08/28/11	SEP-2011
10,952	Other	EVANS CONSTRUCTION CO INC				14.31	513100	EVC19857	MAINTENANCE 08/22 - 08/28/11	SEP-2011
10,953	Other	EVANS CONSTRUCTION CO INC				14.31	514100	EVC19857	MAINTENANCE 08/22 - 08/28/11	SEP-2011
10,954	Other	EVANS CONSTRUCTION CO INC				26,996.17	511100	EVC19858	JANITORIAL SERVICES FOR AUGUST 2011	SEP-2011
10,955	Other	EVANS CONSTRUCTION CO INC				1,365.58	511100	EVC19858	JANITORIAL SERVICES FOR AUGUST 2011	SEP-2011
10,956	Other	EVANS CONSTRUCTION CO INC				835.68	511100	EVC19859	EXTRA WORK DONE OUTSIDE JANITORIAL SCOPE	SEP-2011
10,957	Other	EVANS CONSTRUCTION CO INC				33,411.17	501090	EVC19860	COAL YARD MAINTENANCE FOR EW BROWN 08/01 - 09/04/11	SEP-2011
10,958	Other	EVANS CONSTRUCTION CO INC				752.26	921004	EVC19935	EVANS - LGE BLDG - MAIL ROOM INSTALL OF CARPET, COVE BASE (SUB-O'KEEFE)	SEP-2011
10,959	Other	EVANS CONSTRUCTION CO INC				147.00	935403	EVC19937	EVANS CONSTRUCTION - BARLOW OFFICE - LIGHT MAINTENANCE REPAIRS. INVOICE EVC-19937	SEP-2011
10,960	Other	EVANS CONSTRUCTION CO INC				506.97	935402	EVC19939	EVANS CONSTRUCTION - CARROLLTON STRM - LIGHT MAINTENANCE REPAIRS. INVOICE EVC-19939	SEP-2011
10,961	Other	EVANS CONSTRUCTION CO INC				474.84	935403	EVC19940	EVANS CONSTRUCTION - CARROLLTON OFFICE - LIGHT MAINTENANCE REPAIRS. INVOICE EVC-19940	SEP-2011
10,962	Other	EVANS CONSTRUCTION CO INC				610.75	935402	EVC19941	EVANS CONSTRUCTION - CAMPBELLSVILLE STRM - LIGHT MAINTENANCE REPAIRS. INVOICE EVC-19941	SEP-2011
10,963	Other	EVANS CONSTRUCTION CO INC				209.48	935402	EVC19942	EVANS CONSTRUCTION - COEBURN BOND STATION - LIGHT MAINTENANCE REPAIRS. INVOICE EVC-19942	SEP-2011
10,964	Other	EVANS CONSTRUCTION CO INC				1,498.03	935403	EVC19943	EVANS CONSTRUCTION - DANVILLE OFFICE - LIGHT MAINTENANCE REPAIRS. INVOICE EVC-19943	SEP-2011
10,965	Other	EVANS CONSTRUCTION CO INC				409.80	935402	EVC19944	EVANS CONSTRUCTION - DANVILLE STRM - LIGHT MAINTENANCE REPAIRS. INVOICE EVC-19944	SEP-2011
10,966	Other	EVANS CONSTRUCTION CO INC				1,981.44	935403	EVC19945	EVANS CONSTRUCTION - DANVILLE SUB/METER - LIGHT MAINTENANCE REPAIRS. INVOICE EVC-19945	SEP-2011
10,967	Other	EVANS CONSTRUCTION CO INC				3,419.28	566900	EVC19946	LABOR, EQUIP AND VEH EXPENSES ASSOCIATED WITH LIGHT MAINTENANCE REQUESTED AND PERFORMED AT THE DIX DAM LOCATION (THIS IS A NOT TO EXCEED AMOUNT)	SEP-2011

KENTUCKY UTILITIES COMPANY
Case No. 2012- 00221
Analysis of Professional Services Expenses For the Test Year

(A)	(B)	(C)	(D)	(E)	(F)	(G)	(H)	(I)		
Line No.	Type	Vendor	Rate Case	Audit	Other	Total	Account	Invoice	Description	Period
10,968	Other	EVANS CONSTRUCTION CO INC				8,027.36	923100	EVC19947	EVANS CONSTRUCTION - LGE CENTER - LIGHT MAINTENANCE REPAIRS. INVOICE EVC-19947	SEP-2011
10,969	Other	EVANS CONSTRUCTION CO INC				420.00	935402	EVC19949	EVANS CONSTRUCTION - EARLINGTON STRM - LIGHT MAINTENANCE REPAIRS. INVOICE EVC-19949	SEP-2011
10,970	Other	EVANS CONSTRUCTION CO INC				1,473.09	935403	EVC19950	EVANS CONSTRUCTION - E-TOWN OFFICE - LIGHT MAINTENANCE REPAIRS. INVOICE EVC-19950	SEP-2011
10,971	Other	EVANS CONSTRUCTION CO INC				180.60	935402	EVC19951	EVANS CONSTRUCTION - E-TOWN STRM - LIGHT MAINTENANCE REPAIRS. INVOICE EVC-19950	SEP-2011
10,972	Other	EVANS CONSTRUCTION CO INC				483.73	935403	EVC19952	EVANS CONSTRUCTION - GEORGETOWN OFFICE - LIGHT MAINTENANCE REPAIRS. INVOICE EVC-19952	SEP-2011
10,973	Other	EVANS CONSTRUCTION CO INC				148.99	935402	EVC19953	EVANS CONSTRUCTION - GEORGETOWN OPEN LOT - LIGHT MAINTENANCE REPAIRS. INVOICE EVC-19953	SEP-2011
10,974	Other	EVANS CONSTRUCTION CO INC				124.08	935402	EVC19954	EVANS CONSTRUCTION - GEORGETOWN OLD STORAGE - LIGHT MAINTENANCE REPAIRS. INVOICE EVC-19954	SEP-2011
10,975	Other	EVANS CONSTRUCTION CO INC				1,155.00	935403	EVC19955	EVANS CONSTRUCTION - GEORGETOWN SUBSTATION - LIGHT MAINTENANCE REPAIRS. INVOICE EVC-19955	SEP-2011
10,976	Other	EVANS CONSTRUCTION CO INC				857.99	935403	EVC19956	EVANS CONSTRUCTION - GREENVILLE OFFICE - LIGHT MAINTENANCE REPAIRS. INVOICE EVC-19956	SEP-2011
10,977	Other	EVANS CONSTRUCTION CO INC				241.21	935402	EVC19957	EVANS CONSTRUCTION - GREENVILLE STRM - LIGHT MAINTENANCE REPAIRS. INVOICE EVC-19957	SEP-2011
10,978	Other	EVANS CONSTRUCTION CO INC				225.00	935402	EVC19958	EVANS CONSTRUCTION - HARLAN STRM - LIGHT MAINTENANCE REPAIRS. INVOICE EVC-19958	SEP-2011
10,979	Other	EVANS CONSTRUCTION CO INC				509.27	586100	EVC19959	EVANS CONSTRUCTION - LEX METER DEPT - LIGHT MAINTENANCE REPAIRS. INVOICE EVC-19959	SEP-2011
10,980	Other	EVANS CONSTRUCTION CO INC				68.77	588100	EVC19960	EVANS CONSTRUCTION - LEX SUB/RELAY - LIGHT MAINTENANCE REPAIRS. INVOICE EVC-19959	SEP-2011
10,981	Other	EVANS CONSTRUCTION CO INC				93.36	921003	EVC19961	EVANS CONSTRUCTION - LEX OP CENTER - LIGHT MAINTENANCE REPAIRS. INVOICE EVC-19961	SEP-2011
10,982	Other	EVANS CONSTRUCTION CO INC				878.22	935403	EVC19962	EVANS CONSTRUCTION - LONDON OFFICE - LIGHT MAINTENANCE REPAIRS. INVOICE EVC-19962	SEP-2011
10,983	Other	EVANS CONSTRUCTION CO INC				350.00	583001	EVC19963	EVANS CONSTRUCTION - LONDON STRM - LIGHT MAINTENANCE REPAIRS. INVOICE EVC-19963	SEP-2011
10,984	Other	EVANS CONSTRUCTION CO INC				1,214.52	935403	EVC19966	EVANS CONSTRUCTION - MAYSVILLE OFFICE - LIGHT MAINTENANCE REPAIRS. INVOICE EVC-19966	SEP-2011
10,985	Other	EVANS CONSTRUCTION CO INC				229.12	935402	EVC19967	EVANS CONSTRUCTION - MAYSVILLE STRM - LIGHT MAINTENANCE REPAIRS. INVOICE EVC-19966	SEP-2011
10,986	Other	EVANS CONSTRUCTION CO INC				2,013.06	935403	EVC19968	EVANS CONSTRUCTION - MAYSVILLE SUBSTATION - LIGHT MAINTENANCE REPAIRS. INVOICE EVC-19968	SEP-2011
10,987	Other	EVANS CONSTRUCTION CO INC				719.62	935403	EVC19969	EVANS CONSTRUCTION - MIDDLESBORO OFFICE - LIGHT MAINTENANCE REPAIRS. INVOICE EVC-19969	SEP-2011
10,988	Other	EVANS CONSTRUCTION CO INC				913.50	921003	EVC19970	EVANS CONSTRUCTION - MIDWAY SVC CTR - LIGHT MAINTENANCE REPAIRS. INVOICE EVC-19970	SEP-2011
10,989	Other	EVANS CONSTRUCTION CO INC				153.32	921003	EVC19971	EVANS CONSTRUCTION - MIDWAY SVC CTR - LIGHT MAINTENANCE REPAIRS. INVOICE EVC-19970	SEP-2011
10,990	Other	EVANS CONSTRUCTION CO INC				240.68	935403	EVC19972	EVANS CONSTRUCTION - MOREHEAD OFFICE - LIGHT MAINTENANCE REPAIRS. INVOICE EVC-19972	SEP-2011
10,991	Other	EVANS CONSTRUCTION CO INC				652.55	935403	EVC19973	EVANS CONSTRUCTION - MORGANFIELD OFFICE - LIGHT MAINTENANCE REPAIRS. INVOICE EVC-19973	SEP-2011
10,992	Other	EVANS CONSTRUCTION CO INC				25.44	935403	EVC19974	EVANS CONSTRUCTION - MOREHEAD STRM - LIGHT MAINTENANCE REPAIRS. INVOICE EVC-19974	SEP-2011
10,993	Other	EVANS CONSTRUCTION CO INC				2,365.00	935402	EVC19977	EVANS CONSTRUCTION - MT STERLING STRM - LIGHT MAINTENANCE REPAIRS. INVOICE EVC-19977	SEP-2011
10,994	Other	EVANS CONSTRUCTION CO INC				448.40	935403	EVC19978	EVANS CONSTRUCTION - MT STERLING OFFICE - LIGHT MAINTENANCE REPAIRS. INVOICE EVC-19978	SEP-2011
10,995	Other	EVANS CONSTRUCTION CO INC				1,008.00	935402	EVC19979	EVANS CONSTRUCTION - NORTON OFFICE - LIGHT MAINTENANCE REPAIRS. INVOICE EVC-19979	SEP-2011
10,996	Other	EVANS CONSTRUCTION CO INC				756.00	935402	EVC19980	EVANS CONSTRUCTION - NORTON STRM - LIGHT MAINTENANCE REPAIRS. INVOICE EVC-19980	SEP-2011
10,997	Other	EVANS CONSTRUCTION CO INC				9,135.30	921003	EVC19981	EVANS CONSTRUCTION - ONE QUALITY - LIGHT MAINTENANCE REPAIRS. INVOICE EVC-19981	SEP-2011

KENTUCKY UTILITIES COMPANY
Case No. 2012- 00221
Analysis of Professional Services Expenses For the Test Year

(A)	(B)	(C)	(D)	(E)	(F)	(G)	(H)	(I)		
Line No.	Type	Vendor	Rate Case	Audit	Other	Total	Account	Invoice	Description	Period
10,998	Other	EVANS CONSTRUCTION CO INC				2,212.38	935403	EVC19983	EVANS CONSTRUCTION - PARIS OFFICE - LIGHT MAINTENANCE REPAIRS. INVOICE EVC-19983	SEP-2011
10,999	Other	EVANS CONSTRUCTION CO INC				607.84	935402	EVC19984	EVANS CONSTRUCTION - PARIS STRM - LIGHT MAINTENANCE REPAIRS. INVOICE EVC-19984	SEP-2011
11,000	Other	EVANS CONSTRUCTION CO INC				1,346.51	935403	EVC19986	EVANS CONSTRUCTION - RICHMOND OFFICE - LIGHT MAINTENANCE REPAIRS. INVOICE EVC-19986	SEP-2011
11,001	Other	EVANS CONSTRUCTION CO INC				2,069.51	935403	EVC19987	EVANS CONSTRUCTION - RICHMOND OFFICE - LIGHT MAINTENANCE REPAIRS. INVOICE EVC-19987	SEP-2011
11,002	Other	EVANS CONSTRUCTION CO INC				1,655.19	935402	EVC19988	EVANS CONSTRUCTION - RICHMOND STRM - LIGHT MAINTENANCE REPAIRS. INVOICE EVC-19988	SEP-2011
11,003	Other	EVANS CONSTRUCTION CO INC				1,430.88	935403	EVC19989	EVANS CONSTRUCTION - SHELBYVILLE OFFICE - LIGHT MAINTENANCE REPAIRS. INVOICE EVC-19989	SEP-2011
11,004	Other	EVANS CONSTRUCTION CO INC				535.19	935402	EVC19990	EVANS CONSTRUCTION - SHELBYVILLE STRM - LIGHT MAINTENANCE REPAIRS. INVOICE EVC-19990	SEP-2011
11,005	Other	EVANS CONSTRUCTION CO INC				214.17	923900	EVC19991	EVANS CONSTRUCTION - SIMPSONVILLE - LIGHT MAINTENANCE REPAIRS. INVOICE EVC-19991	SEP-2011
11,006	Other	EVANS CONSTRUCTION CO INC				1,389.15	935403	EVC19995	EVANS CONSTRUCTION - VERSAILLES OFFICE - LIGHT MAINTENANCE REPAIRS. INVOICE EVC-19995	SEP-2011
11,007	Other	EVANS CONSTRUCTION CO INC				455.36	935403	EVC19996	EVANS CONSTRUCTION - VERSAILLES OFFICE - LIGHT MAINTENANCE REPAIRS. INVOICE EVC-19995	SEP-2011
11,008	Other	EVANS CONSTRUCTION CO INC				1,999.97	935403	EVC19997	EVANS CONSTRUCTION - WINCHESTER OFFICE - LIGHT MAINTENANCE REPAIRS. INVOICE EVC-19997	SEP-2011
11,009	Other	EVANS CONSTRUCTION CO INC				872.58	935402	EVC19998	EVANS CONSTRUCTION - WINCHESTER STRM - LIGHT MAINTENANCE REPAIRS. INVOICE EVC-19998	SEP-2011
11,010	Other	EVANS CONSTRUCTION CO INC				336.00	935403	EVC19999	EVANS CONSTRUCTION - WINCHESTER SUBSTATION - LIGHT MAINTENANCE REPAIRS. INVOICE EVC-19999	SEP-2011
11,011	Other	EVANS CONSTRUCTION CO INC				777.91	935403	EVC20009	BARLOW BUS OFFICE-JANITORIAL SERVICES THROUGH END OF 2011	SEP-2011
11,012	Other	EVANS CONSTRUCTION CO INC				106.08	935403	EVC20009	BARLOW BUS OFFICE-JANITORIAL SERVICES THROUGH END OF 2011	SEP-2011
11,013	Other	EVANS CONSTRUCTION CO INC				345.88	935403	EVC20010	BIG STONE GAP JANITORIAL SERVICES - THROUGH END OF 2011	SEP-2011
11,014	Other	EVANS CONSTRUCTION CO INC				47.17	935403	EVC20010	BIG STONE GAP JANITORIAL SERVICES - THROUGH END OF 2011	SEP-2011
11,015	Other	EVANS CONSTRUCTION CO INC				475.63	935403	EVC20011	CAMPBELLVILLE BUS OFFICE-JANITORIAL SERVICES THROUGH END OF 2011	SEP-2011
11,016	Other	EVANS CONSTRUCTION CO INC				64.86	935403	EVC20011	CAMPBELLVILLE BUS OFFICE-JANITORIAL SERVICES THROUGH END OF 2011	SEP-2011
11,017	Other	EVANS CONSTRUCTION CO INC				946.83	935402	EVC20012	CAMPBELLVILLE STRM JANITORIAL SERVICES THROUGH END OF 2011	SEP-2011
11,018	Other	EVANS CONSTRUCTION CO INC				129.11	935402	EVC20012	CAMPBELLVILLE STRM JANITORIAL SERVICES THROUGH END OF 2011	SEP-2011
11,019	Other	EVANS CONSTRUCTION CO INC				513.79	923100	EVC20013	CARROLLTON STOREROOM-JANITORIAL SERVICES THROUGH END OF 2011	SEP-2011
11,020	Other	EVANS CONSTRUCTION CO INC				70.06	923100	EVC20013	CARROLLTON STOREROOM-JANITORIAL SERVICES THROUGH END OF 2011	SEP-2011
11,021	Other	EVANS CONSTRUCTION CO INC				2,709.24	935403	EVC20014	DANVILLE BUSINESS OFFICE-JANITORIAL SERVICES THROUGH END OF 2011	SEP-2011
11,022	Other	EVANS CONSTRUCTION CO INC				369.44	935403	EVC20014	DANVILLE BUSINESS OFFICE-JANITORIAL SERVICES THROUGH END OF 2011	SEP-2011
11,023	Other	EVANS CONSTRUCTION CO INC				620.43	935402	EVC20015	DANVILLE STOREROOM - JANITORIAL SERVICES THROUGH END OF 2011	SEP-2011
11,024	Other	EVANS CONSTRUCTION CO INC				84.60	935402	EVC20015	DANVILLE STOREROOM - JANITORIAL SERVICES THROUGH END OF 2011	SEP-2011
11,025	Other	EVANS CONSTRUCTION CO INC				1,250.03	588100	EVC20016	DANVILLE SUBSTATION OFFICE -JANITORIAL SERVICES THROUGH END OF 2011	SEP-2011
11,026	Other	EVANS CONSTRUCTION CO INC				170.46	588100	EVC20016	DANVILLE SUBSTATION OFFICE -JANITORIAL SERVICES THROUGH END OF 2011	SEP-2011
11,027	Other	EVANS CONSTRUCTION CO INC				97.94	935402	EVC20017	DANVILLE TRAINING BLDG-- JANITORIAL SERVICES THROUGH END OF 2011	SEP-2011
11,028	Other	EVANS CONSTRUCTION CO INC				13.36	935402	EVC20017	DANVILLE TRAINING BLDG-- JANITORIAL SERVICES THROUGH END OF 2011	SEP-2011
11,029	Other	EVANS CONSTRUCTION CO INC				711.14	935403	EVC20018	EARLINGTON STOREROOM-JANITORIAL SERVICES THROUGH END OF 2011	SEP-2011
11,030	Other	EVANS CONSTRUCTION CO INC				96.97	935403	EVC20018	EARLINGTON STOREROOM-JANITORIAL SERVICES THROUGH END OF 2011	SEP-2011
11,031	Other	EVANS CONSTRUCTION CO INC				1,763.35	935403	EVC20019	EARLINGTON WEST TECH-JANITORIAL SERVICES THROUGH END OF 2011	SEP-2011
11,032	Other	EVANS CONSTRUCTION CO INC				240.46	935403	EVC20019	EARLINGTON WEST TECH-JANITORIAL SERVICES THROUGH END OF 2011	SEP-2011
11,033	Other	EVANS CONSTRUCTION CO INC				660.80	935403	EVC20020	EDDYVILLE BUS OFFICE - JANITORIAL SERVICES THROUGH END OF 2011	SEP-2011
11,034	Other	EVANS CONSTRUCTION CO INC				90.11	935403	EVC20020	EDDYVILLE BUS OFFICE - JANITORIAL SERVICES THROUGH END OF 2011	SEP-2011
11,035	Other	EVANS CONSTRUCTION CO INC				264.04	935403	EVC20021	EDDYVILLE STOREROOM-JANITORIAL SERVICES THROUGH END OF 2011	SEP-2011
11,036	Other	EVANS CONSTRUCTION CO INC				36.01	935403	EVC20021	EDDYVILLE STOREROOM-JANITORIAL SERVICES THROUGH END OF 2011	SEP-2011

KENTUCKY UTILITIES COMPANY
Case No. 2012- 00221
Analysis of Professional Services Expenses For the Test Year

(A)	(B)	(C)	(D)	(E)	(F)	(G)	(H)	(I)		
Line No.	Type	Vendor	Rate Case	Audit	Other	Total	Account	Invoice	Description	Period
11,037	Other	EVANS CONSTRUCTION CO INC				2,175.10	935403	EVC20022	E-TOWN BUS OFFICE - JANITORIAL SERVICES THROUGH END OF 2011	SEP-2011
11,038	Other	EVANS CONSTRUCTION CO INC				296.61	935403	EVC20022	E-TOWN BUS OFFICE - JANITORIAL SERVICES THROUGH END OF 2011	SEP-2011
11,039	Other	EVANS CONSTRUCTION CO INC				521.13	583001	EVC20023	E-TOWN STOREROOM-JANITORIAL SERVICES THROUGH END OF 2011	SEP-2011
11,040	Other	EVANS CONSTRUCTION CO INC				71.06	583001	EVC20023	E-TOWN STOREROOM-JANITORIAL SERVICES THROUGH END OF 2011	SEP-2011
11,041	Other	EVANS CONSTRUCTION CO INC				1,272.80	935403	EVC20024	GEORGETOWN BUS OFFICE - JANITORIAL SERVICES THROUGH END OF 2011	SEP-2011
11,042	Other	EVANS CONSTRUCTION CO INC				173.56	935403	EVC20024	GEORGETOWN BUS OFFICE - JANITORIAL SERVICES THROUGH END OF 2011	SEP-2011
11,043	Other	EVANS CONSTRUCTION CO INC				1,793.82	935403	EVC20025	GREENVILLE BUS OFFICE - JANITORIAL SERVICES THROUGH END OF 2011	SEP-2011
11,044	Other	EVANS CONSTRUCTION CO INC				244.61	935403	EVC20025	GREENVILLE BUS OFFICE - JANITORIAL SERVICES THROUGH END OF 2011	SEP-2011
11,045	Other	EVANS CONSTRUCTION CO INC				197.67	935403	EVC20026	GREENVILLE STOREROOM -JANITORIAL SERVICES THROUGH END OF 2011	SEP-2011
11,046	Other	EVANS CONSTRUCTION CO INC				26.96	935403	EVC20026	GREENVILLE STOREROOM -JANITORIAL SERVICES THROUGH END OF 2011	SEP-2011
11,047	Other	EVANS CONSTRUCTION CO INC				718.39	935403	EVC20027	HARLAN BUS OFFICE- JANITORIAL SERVICES THROUGH END OF 2011	SEP-2011
11,048	Other	EVANS CONSTRUCTION CO INC				97.96	935403	EVC20027	HARLAN BUS OFFICE- JANITORIAL SERVICES THROUGH END OF 2011	SEP-2011
11,049	Other	EVANS CONSTRUCTION CO INC				707.84	935403	EVC20028	HARLAN STOREROOM-JANITORIAL SERVICES BEGINNING JAN 2012 FOR ESTIMATED 36 MONTHS	SEP-2011
11,050	Other	EVANS CONSTRUCTION CO INC				96.52	935403	EVC20028	HARLAN STOREROOM-JANITORIAL SERVICES BEGINNING JAN 2012 FOR ESTIMATED 36 MONTHS	SEP-2011
11,051	Other	EVANS CONSTRUCTION CO INC				75.00	935403	EVC20029	LEBANON JANITORIAL SERVICES THROUGH END OF 2011	SEP-2011
11,052	Other	EVANS CONSTRUCTION CO INC				548.42	935403	EVC20030	LEX METER - JANITORIAL SERVICES THROUGH END OF 2011	SEP-2011
11,053	Other	EVANS CONSTRUCTION CO INC				74.78	935403	EVC20030	LEX METER - JANITORIAL SERVICES THROUGH END OF 2011	SEP-2011
11,054	Other	EVANS CONSTRUCTION CO INC				4,658.72	935403	EVC20031	LEX. OP CTR - JANITORIAL SERVICES BEGINNING JAN 2012 FOR ESTIMATED 36 MONTHS	SEP-2011
11,055	Other	EVANS CONSTRUCTION CO INC				635.28	935403	EVC20031	LEX. OP CTR - JANITORIAL SERVICES BEGINNING JAN 2012 FOR ESTIMATED 36 MONTHS	SEP-2011
11,056	Other	EVANS CONSTRUCTION CO INC				692.60	935402	EVC20032	LEXINGTON SUBSTATION-JANITORIAL SERVICES THROUGH END OF 2011	SEP-2011
11,057	Other	EVANS CONSTRUCTION CO INC				94.44	935402	EVC20032	LEXINGTON SUBSTATION-JANITORIAL SERVICES THROUGH END OF 2011	SEP-2011
11,058	Other	EVANS CONSTRUCTION CO INC				609.20	923900	EVC20033	LEXINGTON TELECOM - JANITORIAL SERVICES TO END OF CONTRACT	SEP-2011
11,059	Other	EVANS CONSTRUCTION CO INC				66.00	935403	EVC20034	LIVERMORE-JANITORIAL SERVICES THROUGH END OF 2011	SEP-2011
11,060	Other	EVANS CONSTRUCTION CO INC				9.00	935403	EVC20034	LIVERMORE-JANITORIAL SERVICES THROUGH END OF 2011	SEP-2011
11,061	Other	EVANS CONSTRUCTION CO INC				1,200.05	935403	EVC20035	LONDON BUS OFFICE - JANITORIAL SERVICES THROUGH END OF 2011	SEP-2011
11,062	Other	EVANS CONSTRUCTION CO INC				163.64	935403	EVC20035	LONDON BUS OFFICE - JANITORIAL SERVICES THROUGH END OF 2011	SEP-2011
11,063	Other	EVANS CONSTRUCTION CO INC				560.79	583001	EVC20036	LONDON STOREROOM-JANITORIAL SERVICES THROUGH END OF 2011	SEP-2011
11,064	Other	EVANS CONSTRUCTION CO INC				76.47	583001	EVC20036	LONDON STOREROOM-JANITORIAL SERVICES THROUGH END OF 2011	SEP-2011
11,065	Other	EVANS CONSTRUCTION CO INC				1,234.68	935403	EVC20037	MAYSVILLE BUS OFFICE - JANITORIAL SERVICES THROUGH END OF 2011	SEP-2011
11,066	Other	EVANS CONSTRUCTION CO INC				168.36	935403	EVC20037	MAYSVILLE BUS OFFICE - JANITORIAL SERVICES THROUGH END OF 2011	SEP-2011
11,067	Other	EVANS CONSTRUCTION CO INC				119.57	935403	EVC20038	MAYSVILLE STOREROOM -JANITORIAL SERVICES THROUGH END OF 2011	SEP-2011
11,068	Other	EVANS CONSTRUCTION CO INC				16.30	935403	EVC20038	MAYSVILLE STOREROOM -JANITORIAL SERVICES THROUGH END OF 2011	SEP-2011
11,069	Other	EVANS CONSTRUCTION CO INC				1,102.29	935403	EVC20039	MIDDLESBORO BUS OFFICE - JANITORIAL SERVICES THROUGH END OF 2011	SEP-2011
11,070	Other	EVANS CONSTRUCTION CO INC				150.31	935403	EVC20039	MIDDLESBORO BUS OFFICE - JANITORIAL SERVICES THROUGH END OF 2011	SEP-2011
11,071	Other	EVANS CONSTRUCTION CO INC				1,302.34	921003	EVC20040	MIDWAY-JANITORIAL SERVICES THROUGH END OF 2011	SEP-2011
11,072	Other	EVANS CONSTRUCTION CO INC				177.59	921003	EVC20040	MIDWAY-JANITORIAL SERVICES THROUGH END OF 2011	SEP-2011
11,073	Other	EVANS CONSTRUCTION CO INC				989.28	935403	EVC20041	MOREHEAD BUS OFFICE - JANITORIAL SERVICES THROUGH END OF 2011	SEP-2011
11,074	Other	EVANS CONSTRUCTION CO INC				134.90	935403	EVC20041	MOREHEAD BUS OFFICE - JANITORIAL SERVICES THROUGH END OF 2011	SEP-2011
11,075	Other	EVANS CONSTRUCTION CO INC				2,288.30	935403	EVC20042	MORGANFIELD BUS OFFICE - JANITORIAL SERVICES THROUGH END OF 2011	SEP-2011
11,076	Other	EVANS CONSTRUCTION CO INC				312.04	935403	EVC20042	MORGANFIELD BUS OFFICE - JANITORIAL SERVICES THROUGH END OF 2011	SEP-2011
11,077	Other	EVANS CONSTRUCTION CO INC				752.49	935403	EVC20043	MORGANFIELD STRM-JANITORIAL SERVICES THROUGH END OF 2011	SEP-2011
11,078	Other	EVANS CONSTRUCTION CO INC				102.61	935403	EVC20043	MORGANFIELD STRM-JANITORIAL SERVICES THROUGH END OF 2011	SEP-2011
11,079	Other	EVANS CONSTRUCTION CO INC				1,231.39	935403	EVC20044	MT STERLING - JANITORIAL SERVICES THROUGH END OF 2011	SEP-2011
11,080	Other	EVANS CONSTRUCTION CO INC				167.92	935403	EVC20044	MT STERLING - JANITORIAL SERVICES THROUGH END OF 2011	SEP-2011
11,081	Other	EVANS CONSTRUCTION CO INC				256.80	588100	EVC20045	MT STERLING STOREROOM-JANITORIAL SERVICES THROUGH END OF 2011	SEP-2011
11,082	Other	EVANS CONSTRUCTION CO INC				35.02	588100	EVC20045	MT STERLING STOREROOM-JANITORIAL SERVICES THROUGH END OF 2011	SEP-2011
11,083	Other	EVANS CONSTRUCTION CO INC				917.12	935403	EVC20047	NORTON BUS OFFICE - JANITORIAL SERVICES THROUGH END OF 2011	SEP-2011
11,084	Other	EVANS CONSTRUCTION CO INC				125.06	935403	EVC20047	NORTON BUS OFFICE - JANITORIAL SERVICES THROUGH END OF 2011	SEP-2011
11,085	Other	EVANS CONSTRUCTION CO INC				356.97	935403	EVC20048	NORTON STOREROOM-JANITORIAL SERVICES THROUGH END OF 2011	SEP-2011
11,086	Other	EVANS CONSTRUCTION CO INC				48.68	935403	EVC20048	NORTON STOREROOM-JANITORIAL SERVICES THROUGH END OF 2011	SEP-2011

KENTUCKY UTILITIES COMPANY
Case No. 2012- 00221
Analysis of Professional Services Expenses For the Test Year

(A)	(B)	(C)	(D)	(E)	(F)	(G)	(H)	(I)		
Line No.	Type	Vendor	Rate Case	Audit	Other	Total	Account	Invoice	Description	Period
11,087	Other	EVANS CONSTRUCTION CO INC				17,722.21	921003	EVC20049	ONE QUALITY - JANITORIAL SERVICES THROUGH END OF 2011	SEP-2011
11,088	Other	EVANS CONSTRUCTION CO INC				2,416.66	921003	EVC20049	ONE QUALITY - JANITORIAL SERVICES THROUGH END OF 2011	SEP-2011
11,089	Other	EVANS CONSTRUCTION CO INC				513.62	935403	EVC20050	PARIS BUS OFFICE - JANITORIAL SERVICES THROUGH END OF 2011	SEP-2011
11,090	Other	EVANS CONSTRUCTION CO INC				70.04	935403	EVC20050	PARIS BUS OFFICE - JANITORIAL SERVICES THROUGH END OF 2011	SEP-2011
11,091	Other	EVANS CONSTRUCTION CO INC				272.43	935402	EVC20051	PARIS STOREROOM-JANITORIAL SERVICES THROUGH END OF 2011	SEP-2011
11,092	Other	EVANS CONSTRUCTION CO INC				37.15	935402	EVC20051	PARIS STOREROOM-JANITORIAL SERVICES THROUGH END OF 2011	SEP-2011
11,093	Other	EVANS CONSTRUCTION CO INC				867.08	935403	EVC20052	PENNINGTON GAP BUS OFFICE- JANITORIAL SERVICES THROUGH END OF 2011	SEP-2011
11,094	Other	EVANS CONSTRUCTION CO INC				118.24	935403	EVC20052	PENNINGTON GAP BUS OFFICE- JANITORIAL SERVICES THROUGH END OF 2011	SEP-2011
11,095	Other	EVANS CONSTRUCTION CO INC				304.81	935403	EVC20053	PENNINGTON GAP STOREROOM-JANITORIAL SERVICES THROUGH END OF 2011	SEP-2011
11,096	Other	EVANS CONSTRUCTION CO INC				41.57	935403	EVC20053	PENNINGTON GAP STOREROOM-JANITORIAL SERVICES THROUGH END OF 2011	SEP-2011
11,097	Other	EVANS CONSTRUCTION CO INC				238.50	921002	EVC20054	PINEVILLE COMPLEX-JANITORIAL SERVICES THROUGH END OF 2011	SEP-2011
11,098	Other	EVANS CONSTRUCTION CO INC				238.50	580100	EVC20054	PINEVILLE COMPLEX-JANITORIAL SERVICES THROUGH END OF 2011	SEP-2011
11,099	Other	EVANS CONSTRUCTION CO INC				238.50	580100	EVC20054	PINEVILLE COMPLEX-JANITORIAL SERVICES THROUGH END OF 2011	SEP-2011
11,100	Other	EVANS CONSTRUCTION CO INC				238.49	903930	EVC20054	PINEVILLE COMPLEX-JANITORIAL SERVICES THROUGH END OF 2011	SEP-2011
11,101	Other	EVANS CONSTRUCTION CO INC				71.43	923900	EVC20055	PINEVILLE TELECOM-JANITORIAL SERVICES TO THE END OF CONTRACT	SEP-2011
11,102	Other	EVANS CONSTRUCTION CO INC				1,521.99	935403	EVC20056	RICHMOND BUS OFFICE - JANITORIAL SERVICES THROUGH END OF 2011	SEP-2011
11,103	Other	EVANS CONSTRUCTION CO INC				207.54	935403	EVC20056	RICHMOND BUS OFFICE - JANITORIAL SERVICES THROUGH END OF 2011	SEP-2011
11,104	Other	EVANS CONSTRUCTION CO INC				1,122.11	935402	EVC20057	RICHMOND STRM AND CLAY DR-JANITORIAL SERVICES THROUGH END OF 2011	SEP-2011
11,105	Other	EVANS CONSTRUCTION CO INC				280.53	935402	EVC20057	RICHMOND STRM AND CLAY DR-JANITORIAL SERVICES THROUGH END OF 2011	SEP-2011
11,106	Other	EVANS CONSTRUCTION CO INC				1,243.82	935403	EVC20058	SHELBYVILLE BUS OFFICE - JANITORIAL SERVICES THROUGH END OF 2011	SEP-2011
11,107	Other	EVANS CONSTRUCTION CO INC				169.61	935403	EVC20058	SHELBYVILLE BUS OFFICE - JANITORIAL SERVICES THROUGH END OF 2011	SEP-2011
11,108	Other	EVANS CONSTRUCTION CO INC				592.53	935403	EVC20059	SHELBYVILLE STOREROOM-JANITORIAL SERVICES THROUGH END OF 2011	SEP-2011
11,109	Other	EVANS CONSTRUCTION CO INC				80.80	935403	EVC20059	SHELBYVILLE STOREROOM-JANITORIAL SERVICES THROUGH END OF 2011	SEP-2011
11,110	Other	EVANS CONSTRUCTION CO INC				1,271.26	935403	EVC20060	SOMERSET BUS OFFICE - JANITORIAL SERVICES THROUGH END OF 2011	SEP-2011
11,111	Other	EVANS CONSTRUCTION CO INC				173.35	935403	EVC20060	SOMERSET BUS OFFICE - JANITORIAL SERVICES THROUGH END OF 2011	SEP-2011
11,112	Other	EVANS CONSTRUCTION CO INC				379.30	923100	EVC20061	SOMERSET STOREROOM-JANITORIAL SERVICES THROUGH END OF 2011	SEP-2011
11,113	Other	EVANS CONSTRUCTION CO INC				94.83	923100	EVC20061	SOMERSET STOREROOM-JANITORIAL SERVICES THROUGH END OF 2011	SEP-2011
11,114	Other	EVANS CONSTRUCTION CO INC				2,507.37	935403	EVC20062	VERSAILLES BUS OFFICE - JANITORIAL SERVICES THROUGH END OF 2011	SEP-2011
11,115	Other	EVANS CONSTRUCTION CO INC				341.91	935403	EVC20062	VERSAILLES BUS OFFICE - JANITORIAL SERVICES THROUGH END OF 2011	SEP-2011
11,116	Other	EVANS CONSTRUCTION CO INC				724.95	935403	EVC20063	WINCHESTER BUS OFFICE - JANITORIAL SERVICES THROUGH END OF 2011	SEP-2011
11,117	Other	EVANS CONSTRUCTION CO INC				98.86	935403	EVC20063	WINCHESTER BUS OFFICE - JANITORIAL SERVICES THROUGH END OF 2011	SEP-2011
11,118	Other	EVANS CONSTRUCTION CO INC				354.91	935402	EVC20064	EVANS CONSTRUCTION - MT STERLING STRM - LIGHT MAINTENANCE REPAIRS. INVOICE EVC-19978	SEP-2011
11,119	Other	EVANS CONSTRUCTION CO INC				63.00	935402	EVC20065	EVANS CONSTRUCTION - BIG STONE GAP - LIGHT MAINTENANCE REPAIRS. INVOICE EVC-20065	SEP-2011
11,120	Other	EVANS CONSTRUCTION CO INC				73.50	935403	EVC20066	EVANS CONSTRUCTION - PENNINGTON GAP OFFICE - LIGHT MAINTENANCE REPAIRS. INVOICE EVC-20066	SEP-2011
11,121	Other	EVANS CONSTRUCTION CO INC				44.00	588100	EVC20081	Truck washing August 2011	SEP-2011
11,122	Other	EVANS CONSTRUCTION CO INC				44.00	588100	EVC20081	Truck washing August 2011	SEP-2011
11,123	Other	EVANS CONSTRUCTION CO INC				44.00	588100	EVC20081	Truck washing August 2011	SEP-2011
11,124	Other	EVANS CONSTRUCTION CO INC				44.00	588100	EVC20081	Truck washing August 2011	SEP-2011
11,125	Other	EVANS CONSTRUCTION CO INC				44.00	588100	EVC20081	Truck washing August 2011	SEP-2011
11,126	Other	EVANS CONSTRUCTION CO INC				44.00	588100	EVC20081	Truck washing August 2011	SEP-2011
11,127	Other	EVANS CONSTRUCTION CO INC				44.00	588100	EVC20081	Truck washing August 2011	SEP-2011
11,128	Other	EVANS CONSTRUCTION CO INC				32.00	588100	EVC20081	Truck washing August 2011	SEP-2011
11,129	Other	EVANS CONSTRUCTION CO INC				22.00	588100	EVC20081	Truck washing August 2011	SEP-2011
11,130	Other	EVANS CONSTRUCTION CO INC				460.80	502100	EVC20082	PROVIDE JANITORIAL WORK FOR SYS LAB 3/1/11 THRU 12/31/11	SEP-2011
11,131	Other	EVANS CONSTRUCTION CO INC				2,677.46	501090	EVC20083	PROVIDE SERVICES FOR COAL SAMPLE PREPARATION AT SYSTEM LAB 3/1/2011-12/31/2011	SEP-2011
11,132	Other	EVANS CONSTRUCTION CO INC				1,479.20	506100	EVC20085	LABOR TO CLEAN TYRONE PLANT	SEP-2011
11,133	Other	EVANS CONSTRUCTION CO INC				964.40	506100	EVC20086	LABOR TO TEST AND TREAT SEWAGE WATER	SEP-2011
11,134	Other	EVANS CONSTRUCTION CO INC				2,356.52	511100	EVC20096	GHENT FACILITY MAINTENANCE FOR THE PERIOD 8/22 THRU 8/28/11	SEP-2011
11,135	Other	EVANS CONSTRUCTION CO INC				837.90	511100	EVC20096	GHENT FACILITY MAINTENANCE FOR THE PERIOD 8/22 THRU 8/28/11	SEP-2011
11,136	Other	EVANS CONSTRUCTION CO INC				436.96	511100	EVC20096	GHENT FACILITY MAINTENANCE FOR THE PERIOD 8/22 THRU 8/28/11	SEP-2011

KENTUCKY UTILITIES COMPANY
Case No. 2012- 00221
Analysis of Professional Services Expenses For the Test Year

(A)	(B)	(C)	(D)	(E)	(F)	(G)	(H)	(I)		
Line No.	Type	Vendor	Rate Case	Audit	Other	Total	Account	Invoice	Description	Period
11,137	Other	EVANS CONSTRUCTION CO INC				309.12	511100	EVC20096	GHENT FACILITY MAINTENANCE FOR THE PERIOD 8/22 THRU 8/28/11	SEP-2011
11,138	Other	EVANS CONSTRUCTION CO INC				228.78	512100	EVC20096	GHENT FACILITY MAINTENANCE FOR THE PERIOD 8/22 THRU 8/28/11	SEP-2011
11,139	Other	EVANS CONSTRUCTION CO INC				187.28	511100	EVC20096	GHENT FACILITY MAINTENANCE FOR THE PERIOD 8/22 THRU 8/28/11	SEP-2011
11,140	Other	EVANS CONSTRUCTION CO INC				103.04	512100	EVC20096	GHENT FACILITY MAINTENANCE FOR THE PERIOD 8/22 THRU 8/28/11	SEP-2011
11,141	Other	EVANS CONSTRUCTION CO INC				95.76	511100	EVC20096	GHENT FACILITY MAINTENANCE FOR THE PERIOD 8/22 THRU 8/28/11	SEP-2011
11,142	Other	EVANS CONSTRUCTION CO INC				95.76	512101	EVC20096	GHENT FACILITY MAINTENANCE FOR THE PERIOD 8/22 THRU 8/28/11	SEP-2011
11,143	Other	EVANS CONSTRUCTION CO INC				50.46	513100	EVC20096	GHENT FACILITY MAINTENANCE FOR THE PERIOD 8/22 THRU 8/28/11	SEP-2011
11,144	Other	EVANS CONSTRUCTION CO INC				47.88	511100	EVC20096	GHENT FACILITY MAINTENANCE FOR THE PERIOD 8/22 THRU 8/28/11	SEP-2011
11,145	Other	EVANS CONSTRUCTION CO INC				26.52	511100	EVC20096	GHENT FACILITY MAINTENANCE FOR THE PERIOD 8/22 THRU 8/28/11	SEP-2011
11,146	Other	EVANS CONSTRUCTION CO INC				3,435.84	512100	EVC20098	GHENT OUTSIDE MAINTENANCE FOR THE PERIOD 8/22 THRU 8/28/11	SEP-2011
11,147	Other	EVANS CONSTRUCTION CO INC				2,438.07	514100	EVC20098	GHENT OUTSIDE MAINTENANCE FOR THE PERIOD 8/22 THRU 8/28/11	SEP-2011
11,148	Other	EVANS CONSTRUCTION CO INC				1,922.93	502003	EVC20098	GHENT OUTSIDE MAINTENANCE FOR THE PERIOD 8/22 THRU 8/28/11	SEP-2011
11,149	Other	EVANS CONSTRUCTION CO INC				1,039.69	512100	EVC20098	GHENT OUTSIDE MAINTENANCE FOR THE PERIOD 8/22 THRU 8/28/11	SEP-2011
11,150	Other	EVANS CONSTRUCTION CO INC				526.24	511100	EVC20098	GHENT OUTSIDE MAINTENANCE FOR THE PERIOD 8/22 THRU 8/28/11	SEP-2011
11,151	Other	EVANS CONSTRUCTION CO INC				388.80	514100	EVC20098	GHENT OUTSIDE MAINTENANCE FOR THE PERIOD 8/22 THRU 8/28/11	SEP-2011
11,152	Other	EVANS CONSTRUCTION CO INC				238.08	512005	EVC20098	GHENT OUTSIDE MAINTENANCE FOR THE PERIOD 8/22 THRU 8/28/11	SEP-2011
11,153	Other	EVANS CONSTRUCTION CO INC				238.08	512100	EVC20098	GHENT OUTSIDE MAINTENANCE FOR THE PERIOD 8/22 THRU 8/28/11	SEP-2011
11,154	Other	EVANS CONSTRUCTION CO INC				238.08	512100	EVC20098	GHENT OUTSIDE MAINTENANCE FOR THE PERIOD 8/22 THRU 8/28/11	SEP-2011
11,155	Other	EVANS CONSTRUCTION CO INC				238.08	512100	EVC20098	GHENT OUTSIDE MAINTENANCE FOR THE PERIOD 8/22 THRU 8/28/11	SEP-2011
11,156	Other	EVANS CONSTRUCTION CO INC				238.08	512100	EVC20098	GHENT OUTSIDE MAINTENANCE FOR THE PERIOD 8/22 THRU 8/28/11	SEP-2011
11,157	Other	EVANS CONSTRUCTION CO INC				204.00	511100	EVC20098	GHENT OUTSIDE MAINTENANCE FOR THE PERIOD 8/22 THRU 8/28/11	SEP-2011
11,158	Other	EVANS CONSTRUCTION CO INC				204.00	512100	EVC20098	GHENT OUTSIDE MAINTENANCE FOR THE PERIOD 8/22 THRU 8/28/11	SEP-2011
11,159	Other	EVANS CONSTRUCTION CO INC				144.00	514100	EVC20098	GHENT OUTSIDE MAINTENANCE FOR THE PERIOD 8/22 THRU 8/28/11	SEP-2011
11,160	Other	EVANS CONSTRUCTION CO INC				129.62	514100	EVC20098	GHENT OUTSIDE MAINTENANCE FOR THE PERIOD 8/22 THRU 8/28/11	SEP-2011
11,161	Other	EVANS CONSTRUCTION CO INC				558.09	552100	EVC20134	CT SITE MAINT 08/29 - 09/04/11	SEP-2011
11,162	Other	EVANS CONSTRUCTION CO INC				286.20	552100	EVC20134	CT SITE MAINT 08/29 - 09/04/11	SEP-2011
11,163	Other	EVANS CONSTRUCTION CO INC				143.10	553100	EVC20134	CT SITE MAINT 08/29 - 09/04/11	SEP-2011
11,164	Other	EVANS CONSTRUCTION CO INC				71.55	552100	EVC20134	CT SITE MAINT 08/29 - 09/04/11	SEP-2011
11,165	Other	EVANS CONSTRUCTION CO INC				71.55	552100	EVC20134	CT SITE MAINT 08/29 - 09/04/11	SEP-2011
11,166	Other	EVANS CONSTRUCTION CO INC				14.31	552100	EVC20134	CT SITE MAINT 08/29 - 09/04/11	SEP-2011
11,167	Other	EVANS CONSTRUCTION CO INC				1,653.76	511100	EVC20135	MAINTENANCE 08/29 - 09/04/11	SEP-2011
11,168	Other	EVANS CONSTRUCTION CO INC				839.68	511100	EVC20135	MAINTENANCE 08/29 - 09/04/11	SEP-2011
11,169	Other	EVANS CONSTRUCTION CO INC				639.08	513100	EVC20135	MAINTENANCE 08/29 - 09/04/11	SEP-2011
11,170	Other	EVANS CONSTRUCTION CO INC				620.30	512017	EVC20135	MAINTENANCE 08/29 - 09/04/11	SEP-2011
11,171	Other	EVANS CONSTRUCTION CO INC				620.30	512100	EVC20135	MAINTENANCE 08/29 - 09/04/11	SEP-2011
11,172	Other	EVANS CONSTRUCTION CO INC				545.71	511100	EVC20135	MAINTENANCE 08/29 - 09/04/11	SEP-2011
11,173	Other	EVANS CONSTRUCTION CO INC				457.92	511100	EVC20135	MAINTENANCE 08/29 - 09/04/11	SEP-2011
11,174	Other	EVANS CONSTRUCTION CO INC				443.61	512100	EVC20135	MAINTENANCE 08/29 - 09/04/11	SEP-2011
11,175	Other	EVANS CONSTRUCTION CO INC				426.59	511100	EVC20135	MAINTENANCE 08/29 - 09/04/11	SEP-2011
11,176	Other	EVANS CONSTRUCTION CO INC				310.15	512017	EVC20135	MAINTENANCE 08/29 - 09/04/11	SEP-2011
11,177	Other	EVANS CONSTRUCTION CO INC				286.20	512005	EVC20135	MAINTENANCE 08/29 - 09/04/11	SEP-2011
11,178	Other	EVANS CONSTRUCTION CO INC				286.20	542100	EVC20135	MAINTENANCE 08/29 - 09/04/11	SEP-2011
11,179	Other	EVANS CONSTRUCTION CO INC				283.40	554100	EVC20135	MAINTENANCE 08/29 - 09/04/11	SEP-2011
11,180	Other	EVANS CONSTRUCTION CO INC				228.96	511100	EVC20135	MAINTENANCE 08/29 - 09/04/11	SEP-2011
11,181	Other	EVANS CONSTRUCTION CO INC				200.34	513100	EVC20135	MAINTENANCE 08/29 - 09/04/11	SEP-2011
11,182	Other	EVANS CONSTRUCTION CO INC				171.72	512100	EVC20135	MAINTENANCE 08/29 - 09/04/11	SEP-2011
11,183	Other	EVANS CONSTRUCTION CO INC				171.72	512100	EVC20135	MAINTENANCE 08/29 - 09/04/11	SEP-2011
11,184	Other	EVANS CONSTRUCTION CO INC				171.72	512100	EVC20135	MAINTENANCE 08/29 - 09/04/11	SEP-2011
11,185	Other	EVANS CONSTRUCTION CO INC				171.72	512100	EVC20135	MAINTENANCE 08/29 - 09/04/11	SEP-2011
11,186	Other	EVANS CONSTRUCTION CO INC				147.74	512100	EVC20135	MAINTENANCE 08/29 - 09/04/11	SEP-2011
11,187	Other	EVANS CONSTRUCTION CO INC				143.10	512005	EVC20135	MAINTENANCE 08/29 - 09/04/11	SEP-2011
11,188	Other	EVANS CONSTRUCTION CO INC				143.10	512100	EVC20135	MAINTENANCE 08/29 - 09/04/11	SEP-2011
11,189	Other	EVANS CONSTRUCTION CO INC				143.10	512100	EVC20135	MAINTENANCE 08/29 - 09/04/11	SEP-2011
11,190	Other	EVANS CONSTRUCTION CO INC				135.75	513100	EVC20135	MAINTENANCE 08/29 - 09/04/11	SEP-2011
11,191	Other	EVANS CONSTRUCTION CO INC				114.48	513100	EVC20135	MAINTENANCE 08/29 - 09/04/11	SEP-2011
11,192	Other	EVANS CONSTRUCTION CO INC				85.86	512100	EVC20135	MAINTENANCE 08/29 - 09/04/11	SEP-2011
11,193	Other	EVANS CONSTRUCTION CO INC				85.86	514100	EVC20135	MAINTENANCE 08/29 - 09/04/11	SEP-2011
11,194	Other	EVANS CONSTRUCTION CO INC				85.86	514100	EVC20135	MAINTENANCE 08/29 - 09/04/11	SEP-2011
11,195	Other	EVANS CONSTRUCTION CO INC				71.55	514100	EVC20135	MAINTENANCE 08/29 - 09/04/11	SEP-2011
11,196	Other	EVANS CONSTRUCTION CO INC				71.55	514100	EVC20135	MAINTENANCE 08/29 - 09/04/11	SEP-2011

KENTUCKY UTILITIES COMPANY
Case No. 2012- 00221
Analysis of Professional Services Expenses For the Test Year

(A)	(B)	(C)	(D)	(E)	(F)	(G)	(H)	(I)		
Line No.	Type	Vendor	Rate Case	Audit	Other	Total	Account	Invoice	Description	Period
11,197	Other	EVANS CONSTRUCTION CO INC				62.03	512017	EVC20135	MAINTENANCE 08/29 - 09/04/11	SEP-2011
11,198	Other	EVANS CONSTRUCTION CO INC				62.03	512017	EVC20135	MAINTENANCE 08/29 - 09/04/11	SEP-2011
11,199	Other	EVANS CONSTRUCTION CO INC				57.24	511100	EVC20135	MAINTENANCE 08/29 - 09/04/11	SEP-2011
11,200	Other	EVANS CONSTRUCTION CO INC				57.24	512005	EVC20135	MAINTENANCE 08/29 - 09/04/11	SEP-2011
11,201	Other	EVANS CONSTRUCTION CO INC				57.24	512100	EVC20135	MAINTENANCE 08/29 - 09/04/11	SEP-2011
11,202	Other	EVANS CONSTRUCTION CO INC				57.24	514100	EVC20135	MAINTENANCE 08/29 - 09/04/11	SEP-2011
11,203	Other	EVANS CONSTRUCTION CO INC				57.24	514100	EVC20135	MAINTENANCE 08/29 - 09/04/11	SEP-2011
11,204	Other	EVANS CONSTRUCTION CO INC				42.93	514100	EVC20135	MAINTENANCE 08/29 - 09/04/11	SEP-2011
11,205	Other	EVANS CONSTRUCTION CO INC				42.93	514100	EVC20135	MAINTENANCE 08/29 - 09/04/11	SEP-2011
11,206	Other	EVANS CONSTRUCTION CO INC				28.62	511100	EVC20135	MAINTENANCE 08/29 - 09/04/11	SEP-2011
11,207	Other	EVANS CONSTRUCTION CO INC				28.62	512005	EVC20135	MAINTENANCE 08/29 - 09/04/11	SEP-2011
11,208	Other	EVANS CONSTRUCTION CO INC				28.62	512100	EVC20135	MAINTENANCE 08/29 - 09/04/11	SEP-2011
11,209	Other	EVANS CONSTRUCTION CO INC				28.62	513100	EVC20135	MAINTENANCE 08/29 - 09/04/11	SEP-2011
11,210	Other	EVANS CONSTRUCTION CO INC				28.62	513100	EVC20135	MAINTENANCE 08/29 - 09/04/11	SEP-2011
11,211	Other	EVANS CONSTRUCTION CO INC				28.62	513100	EVC20135	MAINTENANCE 08/29 - 09/04/11	SEP-2011
11,212	Other	EVANS CONSTRUCTION CO INC				28.62	514100	EVC20135	MAINTENANCE 08/29 - 09/04/11	SEP-2011
11,213	Other	EVANS CONSTRUCTION CO INC				28.62	514100	EVC20135	MAINTENANCE 08/29 - 09/04/11	SEP-2011
11,214	Other	EVANS CONSTRUCTION CO INC				28.62	514100	EVC20135	MAINTENANCE 08/29 - 09/04/11	SEP-2011
11,215	Other	EVANS CONSTRUCTION CO INC				28.62	514100	EVC20135	MAINTENANCE 08/29 - 09/04/11	SEP-2011
11,216	Other	EVANS CONSTRUCTION CO INC				28.62	514100	EVC20135	MAINTENANCE 08/29 - 09/04/11	SEP-2011
11,217	Other	EVANS CONSTRUCTION CO INC				28.62	514100	EVC20135	MAINTENANCE 08/29 - 09/04/11	SEP-2011
11,218	Other	EVANS CONSTRUCTION CO INC				28.62	542100	EVC20135	MAINTENANCE 08/29 - 09/04/11	SEP-2011
11,219	Other	EVANS CONSTRUCTION CO INC				28.62	542100	EVC20135	MAINTENANCE 08/29 - 09/04/11	SEP-2011
11,220	Other	EVANS CONSTRUCTION CO INC				14.31	542100	EVC20135	MAINTENANCE 08/29 - 09/04/11	SEP-2011
11,221	Other	EVANS CONSTRUCTION CO INC				14.31	545100	EVC20135	MAINTENANCE 08/29 - 09/04/11	SEP-2011
11,222	Other	EVANS CONSTRUCTION CO INC				14.31	545100	EVC20135	MAINTENANCE 08/29 - 09/04/11	SEP-2011
11,223	Other	EVANS CONSTRUCTION CO INC				8.64	513100	EVC20135	MAINTENANCE 08/29 - 09/04/11	SEP-2011
11,224	Other	EVANS CONSTRUCTION CO INC				2,367.28	511100	EVC20136	PAYMENT OF INVOICE #EVC20136--GHENT FACILITY MAINTENANCE FOR THE PERIOD 8/29 THRU 9/4/11	SEP-2011
11,225	Other	EVANS CONSTRUCTION CO INC				694.26	511100	EVC20136	PAYMENT OF INVOICE #EVC20136--GHENT FACILITY MAINTENANCE FOR THE PERIOD 8/29 THRU 9/4/11	SEP-2011
11,226	Other	EVANS CONSTRUCTION CO INC				622.44	511100	EVC20136	PAYMENT OF INVOICE #EVC20136--GHENT FACILITY MAINTENANCE FOR THE PERIOD 8/29 THRU 9/4/11	SEP-2011
11,227	Other	EVANS CONSTRUCTION CO INC				490.91	511100	EVC20136	PAYMENT OF INVOICE #EVC20136--GHENT FACILITY MAINTENANCE FOR THE PERIOD 8/29 THRU 9/4/11	SEP-2011
11,228	Other	EVANS CONSTRUCTION CO INC				287.28	512017	EVC20136	PAYMENT OF INVOICE #EVC20136--GHENT FACILITY MAINTENANCE FOR THE PERIOD 8/29 THRU 9/4/11	SEP-2011
11,229	Other	EVANS CONSTRUCTION CO INC				220.61	511100	EVC20136	PAYMENT OF INVOICE #EVC20136--GHENT FACILITY MAINTENANCE FOR THE PERIOD 8/29 THRU 9/4/11	SEP-2011
11,230	Other	EVANS CONSTRUCTION CO INC				95.76	511100	EVC20136	PAYMENT OF INVOICE #EVC20136--GHENT FACILITY MAINTENANCE FOR THE PERIOD 8/29 THRU 9/4/11	SEP-2011
11,231	Other	EVANS CONSTRUCTION CO INC				47.88	511100	EVC20136	PAYMENT OF INVOICE #EVC20136--GHENT FACILITY MAINTENANCE FOR THE PERIOD 8/29 THRU 9/4/11	SEP-2011
11,232	Other	EVANS CONSTRUCTION CO INC				47.88	511100	EVC20136	PAYMENT OF INVOICE #EVC20136--GHENT FACILITY MAINTENANCE FOR THE PERIOD 8/29 THRU 9/4/11	SEP-2011
11,233	Other	EVANS CONSTRUCTION CO INC				23.94	512102	EVC20136	PAYMENT OF INVOICE #EVC20136--GHENT FACILITY MAINTENANCE FOR THE PERIOD 8/29 THRU 9/4/11	SEP-2011
11,234	Other	EVANS CONSTRUCTION CO INC				3,931.84	512017	EVC20138	PAYMENT OF INVOICE #EVC20138--8/29 THRU 9/4/11	SEP-2011
11,235	Other	EVANS CONSTRUCTION CO INC				1,941.76	502003	EVC20138	PAYMENT OF INVOICE #EVC20138--8/29 THRU 9/4/11	SEP-2011
11,236	Other	EVANS CONSTRUCTION CO INC				1,260.49	511100	EVC20138	PAYMENT OF INVOICE #EVC20138--8/29 THRU 9/4/11	SEP-2011
11,237	Other	EVANS CONSTRUCTION CO INC				764.32	511100	EVC20138	PAYMENT OF INVOICE #EVC20138--8/29 THRU 9/4/11	SEP-2011
11,238	Other	EVANS CONSTRUCTION CO INC				735.24	513100	EVC20138	PAYMENT OF INVOICE #EVC20138--8/29 THRU 9/4/11	SEP-2011
11,239	Other	EVANS CONSTRUCTION CO INC				634.02	512017	EVC20138	PAYMENT OF INVOICE #EVC20138--8/29 THRU 9/4/11	SEP-2011
11,240	Other	EVANS CONSTRUCTION CO INC				490.16	511100	EVC20138	PAYMENT OF INVOICE #EVC20138--8/29 THRU 9/4/11	SEP-2011
11,241	Other	EVANS CONSTRUCTION CO INC				490.16	513100	EVC20138	PAYMENT OF INVOICE #EVC20138--8/29 THRU 9/4/11	SEP-2011
11,242	Other	EVANS CONSTRUCTION CO INC				476.16	512005	EVC20138	PAYMENT OF INVOICE #EVC20138--8/29 THRU 9/4/11	SEP-2011
11,243	Other	EVANS CONSTRUCTION CO INC				252.08	512100	EVC20138	PAYMENT OF INVOICE #EVC20138--8/29 THRU 9/4/11	SEP-2011
11,244	Other	EVANS CONSTRUCTION CO INC				247.05	511100	EVC20138	PAYMENT OF INVOICE #EVC20138--8/29 THRU 9/4/11	SEP-2011
11,245	Other	EVANS CONSTRUCTION CO INC				245.08	512017	EVC20138	PAYMENT OF INVOICE #EVC20138--8/29 THRU 9/4/11	SEP-2011
11,246	Other	EVANS CONSTRUCTION CO INC				238.08	512005	EVC20138	PAYMENT OF INVOICE #EVC20138--8/29 THRU 9/4/11	SEP-2011

KENTUCKY UTILITIES COMPANY
Case No. 2012- 00221
Analysis of Professional Services Expenses For the Test Year

(A)	(B)	(C)	(D)	(E)	(F)	(G)	(H)	(I)		
Line No.	Type	Vendor	Rate Case	Audit	Other	Total	Account	Invoice	Description	Period
11,247	Other	EVANS CONSTRUCTION CO INC				238.08	512100	EVC20138	PAYMENT OF INVOICE #EVC20138--8/29 THRU 9/4/11	SEP-2011
11,248	Other	EVANS CONSTRUCTION CO INC				119.04	512100	EVC20138	PAYMENT OF INVOICE #EVC20138--8/29 THRU 9/4/11	SEP-2011
11,249	Other	EVANS CONSTRUCTION CO INC				119.04	512100	EVC20138	PAYMENT OF INVOICE #EVC20138--8/29 THRU 9/4/11	SEP-2011
11,250	Other	EVANS CONSTRUCTION CO INC				96.00	513100	EVC20138	PAYMENT OF INVOICE #EVC20138--8/29 THRU 9/4/11	SEP-2011
11,251	Other	EVANS CONSTRUCTION CO INC				48.00	512017	EVC20138	PAYMENT OF INVOICE #EVC20138--8/29 THRU 9/4/11	SEP-2011
11,252	Other	EVANS CONSTRUCTION CO INC				48.00	512100	EVC20138	PAYMENT OF INVOICE #EVC20138--8/29 THRU 9/4/11	SEP-2011
11,253	Other	EVANS CONSTRUCTION CO INC				1,062.99	512017	EVC20140	MAINTENANCE 09/05 - 09/11/11	SEP-2011
11,254	Other	EVANS CONSTRUCTION CO INC				960.31	511100	EVC20140	MAINTENANCE 09/05 - 09/11/11	SEP-2011
11,255	Other	EVANS CONSTRUCTION CO INC				505.42	512100	EVC20140	MAINTENANCE 09/05 - 09/11/11	SEP-2011
11,256	Other	EVANS CONSTRUCTION CO INC				491.15	511100	EVC20140	MAINTENANCE 09/05 - 09/11/11	SEP-2011
11,257	Other	EVANS CONSTRUCTION CO INC				472.23	512100	EVC20140	MAINTENANCE 09/05 - 09/11/11	SEP-2011
11,258	Other	EVANS CONSTRUCTION CO INC				372.18	512017	EVC20140	MAINTENANCE 09/05 - 09/11/11	SEP-2011
11,259	Other	EVANS CONSTRUCTION CO INC				369.35	511100	EVC20140	MAINTENANCE 09/05 - 09/11/11	SEP-2011
11,260	Other	EVANS CONSTRUCTION CO INC				352.72	511100	EVC20140	MAINTENANCE 09/05 - 09/11/11	SEP-2011
11,261	Other	EVANS CONSTRUCTION CO INC				343.44	512100	EVC20140	MAINTENANCE 09/05 - 09/11/11	SEP-2011
11,262	Other	EVANS CONSTRUCTION CO INC				333.83	511100	EVC20140	MAINTENANCE 09/05 - 09/11/11	SEP-2011
11,263	Other	EVANS CONSTRUCTION CO INC				286.20	511100	EVC20140	MAINTENANCE 09/05 - 09/11/11	SEP-2011
11,264	Other	EVANS CONSTRUCTION CO INC				286.20	554100	EVC20140	MAINTENANCE 09/05 - 09/11/11	SEP-2011
11,265	Other	EVANS CONSTRUCTION CO INC				262.30	512100	EVC20140	MAINTENANCE 09/05 - 09/11/11	SEP-2011
11,266	Other	EVANS CONSTRUCTION CO INC				248.12	511100	EVC20140	MAINTENANCE 09/05 - 09/11/11	SEP-2011
11,267	Other	EVANS CONSTRUCTION CO INC				243.27	514100	EVC20140	MAINTENANCE 09/05 - 09/11/11	SEP-2011
11,268	Other	EVANS CONSTRUCTION CO INC				228.96	542100	EVC20140	MAINTENANCE 09/05 - 09/11/11	SEP-2011
11,269	Other	EVANS CONSTRUCTION CO INC				224.09	512100	EVC20140	MAINTENANCE 09/05 - 09/11/11	SEP-2011
11,270	Other	EVANS CONSTRUCTION CO INC				186.09	511100	EVC20140	MAINTENANCE 09/05 - 09/11/11	SEP-2011
11,271	Other	EVANS CONSTRUCTION CO INC				171.72	511100	EVC20140	MAINTENANCE 09/05 - 09/11/11	SEP-2011
11,272	Other	EVANS CONSTRUCTION CO INC				171.72	512100	EVC20140	MAINTENANCE 09/05 - 09/11/11	SEP-2011
11,273	Other	EVANS CONSTRUCTION CO INC				171.72	512100	EVC20140	MAINTENANCE 09/05 - 09/11/11	SEP-2011
11,274	Other	EVANS CONSTRUCTION CO INC				147.74	511100	EVC20140	MAINTENANCE 09/05 - 09/11/11	SEP-2011
11,275	Other	EVANS CONSTRUCTION CO INC				143.10	512100	EVC20140	MAINTENANCE 09/05 - 09/11/11	SEP-2011
11,276	Other	EVANS CONSTRUCTION CO INC				131.11	511100	EVC20140	MAINTENANCE 09/05 - 09/11/11	SEP-2011
11,277	Other	EVANS CONSTRUCTION CO INC				128.79	511100	EVC20140	MAINTENANCE 09/05 - 09/11/11	SEP-2011
11,278	Other	EVANS CONSTRUCTION CO INC				114.48	512100	EVC20140	MAINTENANCE 09/05 - 09/11/11	SEP-2011
11,279	Other	EVANS CONSTRUCTION CO INC				114.48	512100	EVC20140	MAINTENANCE 09/05 - 09/11/11	SEP-2011
11,280	Other	EVANS CONSTRUCTION CO INC				114.48	513100	EVC20140	MAINTENANCE 09/05 - 09/11/11	SEP-2011
11,281	Other	EVANS CONSTRUCTION CO INC				85.86	512100	EVC20140	MAINTENANCE 09/05 - 09/11/11	SEP-2011
11,282	Other	EVANS CONSTRUCTION CO INC				85.86	512100	EVC20140	MAINTENANCE 09/05 - 09/11/11	SEP-2011
11,283	Other	EVANS CONSTRUCTION CO INC				73.87	511100	EVC20140	MAINTENANCE 09/05 - 09/11/11	SEP-2011
11,284	Other	EVANS CONSTRUCTION CO INC				71.55	514100	EVC20140	MAINTENANCE 09/05 - 09/11/11	SEP-2011
11,285	Other	EVANS CONSTRUCTION CO INC				62.03	512017	EVC20140	MAINTENANCE 09/05 - 09/11/11	SEP-2011
11,286	Other	EVANS CONSTRUCTION CO INC				62.03	512017	EVC20140	MAINTENANCE 09/05 - 09/11/11	SEP-2011
11,287	Other	EVANS CONSTRUCTION CO INC				57.24	512100	EVC20140	MAINTENANCE 09/05 - 09/11/11	SEP-2011
11,288	Other	EVANS CONSTRUCTION CO INC				57.24	512100	EVC20140	MAINTENANCE 09/05 - 09/11/11	SEP-2011
11,289	Other	EVANS CONSTRUCTION CO INC				57.24	512100	EVC20140	MAINTENANCE 09/05 - 09/11/11	SEP-2011
11,290	Other	EVANS CONSTRUCTION CO INC				57.24	513100	EVC20140	MAINTENANCE 09/05 - 09/11/11	SEP-2011
11,291	Other	EVANS CONSTRUCTION CO INC				57.24	542100	EVC20140	MAINTENANCE 09/05 - 09/11/11	SEP-2011
11,292	Other	EVANS CONSTRUCTION CO INC				42.93	514100	EVC20140	MAINTENANCE 09/05 - 09/11/11	SEP-2011
11,293	Other	EVANS CONSTRUCTION CO INC				28.62	514100	EVC20140	MAINTENANCE 09/05 - 09/11/11	SEP-2011
11,294	Other	EVANS CONSTRUCTION CO INC				28.62	514100	EVC20140	MAINTENANCE 09/05 - 09/11/11	SEP-2011
11,295	Other	EVANS CONSTRUCTION CO INC				19.81	511100	EVC20140	MAINTENANCE 09/05 - 09/11/11	SEP-2011
11,296	Other	EVANS CONSTRUCTION CO INC				14.31	514100	EVC20140	MAINTENANCE 09/05 - 09/11/11	SEP-2011
11,297	Other	EVANS CONSTRUCTION CO INC				14.31	514100	EVC20140	MAINTENANCE 09/05 - 09/11/11	SEP-2011
11,298	Other	EVANS CONSTRUCTION CO INC				14.31	545100	EVC20140	MAINTENANCE 09/05 - 09/11/11	SEP-2011
11,299	Other	EVANS CONSTRUCTION CO INC				14.31	545100	EVC20140	MAINTENANCE 09/05 - 09/11/11	SEP-2011
11,300	Other	EVANS CONSTRUCTION CO INC				1,877.80	513100	EVC20141	PAYMENT OF INVOICE #EVC20141--GHENT FACILITY MAINTENANCE FOR THE PERIOD 9/5 THRU 9/11/11	SEP-2011
11,301	Other	EVANS CONSTRUCTION CO INC				1,115.16	511100	EVC20141	PAYMENT OF INVOICE #EVC20141--GHENT FACILITY MAINTENANCE FOR THE PERIOD 9/5 THRU 9/11/11	SEP-2011
11,302	Other	EVANS CONSTRUCTION CO INC				837.90	511100	EVC20141	PAYMENT OF INVOICE #EVC20141--GHENT FACILITY MAINTENANCE FOR THE PERIOD 9/5 THRU 9/11/11	SEP-2011

KENTUCKY UTILITIES COMPANY
Case No. 2012- 00221
Analysis of Professional Services Expenses For the Test Year

(A)	(B)	(C)	(D)	(E)	(F)	(G)	(H)	(I)		
Line No.	Type	Vendor	Rate Case	Audit	Other	Total	Account	Invoice	Description	Period
11,303	Other	EVANS CONSTRUCTION CO INC				692.73	511100	EVC20141	PAYMENT OF INVOICE #EVC20141--GHENT FACILITY MAINTENANCE FOR THE PERIOD 9/5 THRU 9/11/11	SEP-2011
11,304	Other	EVANS CONSTRUCTION CO INC				220.61	511100	EVC20141	PAYMENT OF INVOICE #EVC20141--GHENT FACILITY MAINTENANCE FOR THE PERIOD 9/5 THRU 9/11/11	SEP-2011
11,305	Other	EVANS CONSTRUCTION CO INC				153.94	511100	EVC20141	PAYMENT OF INVOICE #EVC20141--GHENT FACILITY MAINTENANCE FOR THE PERIOD 9/5 THRU 9/11/11	SEP-2011
11,306	Other	EVANS CONSTRUCTION CO INC				2,621.20	512017	EVC20143	PAYMENT OF INVOICE #EVC20143--GHENT OUTSIDE MAINTENANCE FOR THE PERIOD 9/5 THRU 9/11/11	SEP-2011
11,307	Other	EVANS CONSTRUCTION CO INC				1,384.40	502003	EVC20143	PAYMENT OF INVOICE #EVC20143--GHENT OUTSIDE MAINTENANCE FOR THE PERIOD 9/5 THRU 9/11/11	SEP-2011
11,308	Other	EVANS CONSTRUCTION CO INC				1,267.76	512017	EVC20143	PAYMENT OF INVOICE #EVC20143--GHENT OUTSIDE MAINTENANCE FOR THE PERIOD 9/5 THRU 9/11/11	SEP-2011
11,309	Other	EVANS CONSTRUCTION CO INC				1,026.28	511100	EVC20143	PAYMENT OF INVOICE #EVC20143--GHENT OUTSIDE MAINTENANCE FOR THE PERIOD 9/5 THRU 9/11/11	SEP-2011
11,310	Other	EVANS CONSTRUCTION CO INC				500.80	511100	EVC20143	PAYMENT OF INVOICE #EVC20143--GHENT OUTSIDE MAINTENANCE FOR THE PERIOD 9/5 THRU 9/11/11	SEP-2011
11,311	Other	EVANS CONSTRUCTION CO INC				490.16	511100	EVC20143	PAYMENT OF INVOICE #EVC20143--GHENT OUTSIDE MAINTENANCE FOR THE PERIOD 9/5 THRU 9/11/11	SEP-2011
11,312	Other	EVANS CONSTRUCTION CO INC				490.16	513100	EVC20143	PAYMENT OF INVOICE #EVC20143--GHENT OUTSIDE MAINTENANCE FOR THE PERIOD 9/5 THRU 9/11/11	SEP-2011
11,313	Other	EVANS CONSTRUCTION CO INC				312.48	512100	EVC20143	PAYMENT OF INVOICE #EVC20143--GHENT OUTSIDE MAINTENANCE FOR THE PERIOD 9/5 THRU 9/11/11	SEP-2011
11,314	Other	EVANS CONSTRUCTION CO INC				288.16	511100	EVC20143	PAYMENT OF INVOICE #EVC20143--GHENT OUTSIDE MAINTENANCE FOR THE PERIOD 9/5 THRU 9/11/11	SEP-2011
11,315	Other	EVANS CONSTRUCTION CO INC				288.16	511100	EVC20143	PAYMENT OF INVOICE #EVC20143--GHENT OUTSIDE MAINTENANCE FOR THE PERIOD 9/5 THRU 9/11/11	SEP-2011
11,316	Other	EVANS CONSTRUCTION CO INC				252.00	512017	EVC20143	PAYMENT OF INVOICE #EVC20143--GHENT OUTSIDE MAINTENANCE FOR THE PERIOD 9/5 THRU 9/11/11	SEP-2011
11,317	Other	EVANS CONSTRUCTION CO INC				240.00	512017	EVC20143	PAYMENT OF INVOICE #EVC20143--GHENT OUTSIDE MAINTENANCE FOR THE PERIOD 9/5 THRU 9/11/11	SEP-2011
11,318	Other	EVANS CONSTRUCTION CO INC				238.08	512100	EVC20143	PAYMENT OF INVOICE #EVC20143--GHENT OUTSIDE MAINTENANCE FOR THE PERIOD 9/5 THRU 9/11/11	SEP-2011
11,319	Other	EVANS CONSTRUCTION CO INC				205.69	512100	EVC20143	PAYMENT OF INVOICE #EVC20143--GHENT OUTSIDE MAINTENANCE FOR THE PERIOD 9/5 THRU 9/11/11	SEP-2011
11,320	Other	EVANS CONSTRUCTION CO INC				204.00	511100	EVC20143	PAYMENT OF INVOICE #EVC20143--GHENT OUTSIDE MAINTENANCE FOR THE PERIOD 9/5 THRU 9/11/11	SEP-2011
11,321	Other	EVANS CONSTRUCTION CO INC				204.00	511100	EVC20143	PAYMENT OF INVOICE #EVC20143--GHENT OUTSIDE MAINTENANCE FOR THE PERIOD 9/5 THRU 9/11/11	SEP-2011
11,322	Other	EVANS CONSTRUCTION CO INC				163.68	512100	EVC20143	PAYMENT OF INVOICE #EVC20143--GHENT OUTSIDE MAINTENANCE FOR THE PERIOD 9/5 THRU 9/11/11	SEP-2011
11,323	Other	EVANS CONSTRUCTION CO INC				119.04	512100	EVC20143	PAYMENT OF INVOICE #EVC20143--GHENT OUTSIDE MAINTENANCE FOR THE PERIOD 9/5 THRU 9/11/11	SEP-2011
11,324	Other	EVANS CONSTRUCTION CO INC				103.98	512100	EVC20143	PAYMENT OF INVOICE #EVC20143--GHENT OUTSIDE MAINTENANCE FOR THE PERIOD 9/5 THRU 9/11/11	SEP-2011
11,325	Other	EVANS CONSTRUCTION CO INC				34.66	512100	EVC20143	PAYMENT OF INVOICE #EVC20143--GHENT OUTSIDE MAINTENANCE FOR THE PERIOD 9/5 THRU 9/11/11	SEP-2011
11,326	Other	EVANS CONSTRUCTION CO INC				34.66	512100	EVC20143	PAYMENT OF INVOICE #EVC20143--GHENT OUTSIDE MAINTENANCE FOR THE PERIOD 9/5 THRU 9/11/11	SEP-2011
11,327	Other	EVANS CONSTRUCTION CO INC				18,246.68	511100	EVC20144	PAYMENT OF INVOICE #EVC20144--GHENT JANITORIAL FOR SEPTEMBER 2011	SEP-2011
11,328	Other	EVANS CONSTRUCTION CO INC				5,991.45	511100	EVC20144	PAYMENT OF INVOICE #EVC20144--GHENT JANITORIAL FOR SEPTEMBER 2011	SEP-2011
11,329	Other	EVANS CONSTRUCTION CO INC				4,415.24	511100	EVC20144	PAYMENT OF INVOICE #EVC20144--GHENT JANITORIAL FOR SEPTEMBER 2011	SEP-2011
11,330	Other	EVANS CONSTRUCTION CO INC				2,995.73	511100	EVC20144	PAYMENT OF INVOICE #EVC20144--GHENT JANITORIAL FOR SEPTEMBER 2011	SEP-2011
11,331	Other	EVANS CONSTRUCTION CO INC				500.85	552100	EVC20146	CT SITE MAINT 09/12 - 09/18/11	OCT-2011
11,332	Other	EVANS CONSTRUCTION CO INC				300.51	553100	EVC20146	CT SITE MAINT 09/12 - 09/18/11	OCT-2011
11,333	Other	EVANS CONSTRUCTION CO INC				114.48	554100	EVC20146	CT SITE MAINT 09/12 - 09/18/11	OCT-2011
11,334	Other	EVANS CONSTRUCTION CO INC				71.55	554100	EVC20146	CT SITE MAINT 09/12 - 09/18/11	OCT-2011

KENTUCKY UTILITIES COMPANY
Case No. 2012- 00221
Analysis of Professional Services Expenses For the Test Year

(A)	(B)	(C)	(D)	(E)	(F)	(G)	(H)	(I)		
Line No.	Type	Vendor	Rate Case	Audit	Other	Total	Account	Invoice	Description	Period
11,335	Other	EVANS CONSTRUCTION CO INC				42.93	554100	EVC20146	CT SITE MAINT 09/12 - 09/18/11	OCT-2011
11,336	Other	EVANS CONSTRUCTION CO INC				28.62	553100	EVC20146	CT SITE MAINT 09/12 - 09/18/11	OCT-2011
11,337	Other	EVANS CONSTRUCTION CO INC				14.31	552100	EVC20146	CT SITE MAINT 09/12 - 09/18/11	OCT-2011
11,338	Other	EVANS CONSTRUCTION CO INC				14.31	552100	EVC20146	CT SITE MAINT 09/12 - 09/18/11	OCT-2011
11,339	Other	EVANS CONSTRUCTION CO INC				1,662.09	513100	EVC20147	MAINTENANCE 09/12 - 09/18/11	OCT-2011
11,340	Other	EVANS CONSTRUCTION CO INC				1,247.48	511100	EVC20147	MAINTENANCE 09/12 - 09/18/11	OCT-2011
11,341	Other	EVANS CONSTRUCTION CO INC				754.37	511100	EVC20147	MAINTENANCE 09/12 - 09/18/11	OCT-2011
11,342	Other	EVANS CONSTRUCTION CO INC				579.49	511100	EVC20147	MAINTENANCE 09/12 - 09/18/11	OCT-2011
11,343	Other	EVANS CONSTRUCTION CO INC				400.68	512100	EVC20147	MAINTENANCE 09/12 - 09/18/11	OCT-2011
11,344	Other	EVANS CONSTRUCTION CO INC				343.44	512100	EVC20147	MAINTENANCE 09/12 - 09/18/11	OCT-2011
11,345	Other	EVANS CONSTRUCTION CO INC				310.15	512017	EVC20147	MAINTENANCE 09/12 - 09/18/11	OCT-2011
11,346	Other	EVANS CONSTRUCTION CO INC				286.20	511100	EVC20147	MAINTENANCE 09/12 - 09/18/11	OCT-2011
11,347	Other	EVANS CONSTRUCTION CO INC				257.58	512005	EVC20147	MAINTENANCE 09/12 - 09/18/11	OCT-2011
11,348	Other	EVANS CONSTRUCTION CO INC				228.96	512100	EVC20147	MAINTENANCE 09/12 - 09/18/11	OCT-2011
11,349	Other	EVANS CONSTRUCTION CO INC				217.11	511100	EVC20147	MAINTENANCE 09/12 - 09/18/11	OCT-2011
11,350	Other	EVANS CONSTRUCTION CO INC				200.34	512100	EVC20147	MAINTENANCE 09/12 - 09/18/11	OCT-2011
11,351	Other	EVANS CONSTRUCTION CO INC				171.72	511100	EVC20147	MAINTENANCE 09/12 - 09/18/11	OCT-2011
11,352	Other	EVANS CONSTRUCTION CO INC				171.72	512100	EVC20147	MAINTENANCE 09/12 - 09/18/11	OCT-2011
11,353	Other	EVANS CONSTRUCTION CO INC				147.74	511100	EVC20147	MAINTENANCE 09/12 - 09/18/11	OCT-2011
11,354	Other	EVANS CONSTRUCTION CO INC				143.10	512100	EVC20147	MAINTENANCE 09/12 - 09/18/11	OCT-2011
11,355	Other	EVANS CONSTRUCTION CO INC				143.10	512100	EVC20147	MAINTENANCE 09/12 - 09/18/11	OCT-2011
11,356	Other	EVANS CONSTRUCTION CO INC				143.10	513100	EVC20147	MAINTENANCE 09/12 - 09/18/11	OCT-2011
11,357	Other	EVANS CONSTRUCTION CO INC				143.10	552100	EVC20147	MAINTENANCE 09/12 - 09/18/11	OCT-2011
11,358	Other	EVANS CONSTRUCTION CO INC				139.74	511100	EVC20147	MAINTENANCE 09/12 - 09/18/11	OCT-2011
11,359	Other	EVANS CONSTRUCTION CO INC				133.58	512017	EVC20147	MAINTENANCE 09/12 - 09/18/11	OCT-2011
11,360	Other	EVANS CONSTRUCTION CO INC				116.88	512017	EVC20147	MAINTENANCE 09/12 - 09/18/11	OCT-2011
11,361	Other	EVANS CONSTRUCTION CO INC				114.48	512100	EVC20147	MAINTENANCE 09/12 - 09/18/11	OCT-2011
11,362	Other	EVANS CONSTRUCTION CO INC				114.48	513100	EVC20147	MAINTENANCE 09/12 - 09/18/11	OCT-2011
11,363	Other	EVANS CONSTRUCTION CO INC				114.48	542100	EVC20147	MAINTENANCE 09/12 - 09/18/11	OCT-2011
11,364	Other	EVANS CONSTRUCTION CO INC				100.17	542100	EVC20147	MAINTENANCE 09/12 - 09/18/11	OCT-2011
11,365	Other	EVANS CONSTRUCTION CO INC				95.76	511100	EVC20147	MAINTENANCE 09/12 - 09/18/11	OCT-2011
11,366	Other	EVANS CONSTRUCTION CO INC				85.86	513100	EVC20147	MAINTENANCE 09/12 - 09/18/11	OCT-2011
11,367	Other	EVANS CONSTRUCTION CO INC				85.86	542100	EVC20147	MAINTENANCE 09/12 - 09/18/11	OCT-2011
11,368	Other	EVANS CONSTRUCTION CO INC				67.88	511100	EVC20147	MAINTENANCE 09/12 - 09/18/11	OCT-2011
11,369	Other	EVANS CONSTRUCTION CO INC				62.03	512017	EVC20147	MAINTENANCE 09/12 - 09/18/11	OCT-2011
11,370	Other	EVANS CONSTRUCTION CO INC				62.03	512017	EVC20147	MAINTENANCE 09/12 - 09/18/11	OCT-2011
11,371	Other	EVANS CONSTRUCTION CO INC				57.24	512100	EVC20147	MAINTENANCE 09/12 - 09/18/11	OCT-2011
11,372	Other	EVANS CONSTRUCTION CO INC				57.24	512100	EVC20147	MAINTENANCE 09/12 - 09/18/11	OCT-2011
11,373	Other	EVANS CONSTRUCTION CO INC				57.24	512100	EVC20147	MAINTENANCE 09/12 - 09/18/11	OCT-2011
11,374	Other	EVANS CONSTRUCTION CO INC				57.24	512100	EVC20147	MAINTENANCE 09/12 - 09/18/11	OCT-2011
11,375	Other	EVANS CONSTRUCTION CO INC				57.24	514100	EVC20147	MAINTENANCE 09/12 - 09/18/11	OCT-2011
11,376	Other	EVANS CONSTRUCTION CO INC				57.24	514100	EVC20147	MAINTENANCE 09/12 - 09/18/11	OCT-2011
11,377	Other	EVANS CONSTRUCTION CO INC				57.24	514100	EVC20147	MAINTENANCE 09/12 - 09/18/11	OCT-2011
11,378	Other	EVANS CONSTRUCTION CO INC				42.93	511100	EVC20147	MAINTENANCE 09/12 - 09/18/11	OCT-2011
11,379	Other	EVANS CONSTRUCTION CO INC				42.93	512100	EVC20147	MAINTENANCE 09/12 - 09/18/11	OCT-2011
11,380	Other	EVANS CONSTRUCTION CO INC				42.93	512100	EVC20147	MAINTENANCE 09/12 - 09/18/11	OCT-2011
11,381	Other	EVANS CONSTRUCTION CO INC				42.93	514100	EVC20147	MAINTENANCE 09/12 - 09/18/11	OCT-2011
11,382	Other	EVANS CONSTRUCTION CO INC				42.93	514100	EVC20147	MAINTENANCE 09/12 - 09/18/11	OCT-2011
11,383	Other	EVANS CONSTRUCTION CO INC				42.93	514100	EVC20147	MAINTENANCE 09/12 - 09/18/11	OCT-2011
11,384	Other	EVANS CONSTRUCTION CO INC				42.93	514100	EVC20147	MAINTENANCE 09/12 - 09/18/11	OCT-2011
11,385	Other	EVANS CONSTRUCTION CO INC				42.93	514100	EVC20147	MAINTENANCE 09/12 - 09/18/11	OCT-2011
11,386	Other	EVANS CONSTRUCTION CO INC				42.93	514100	EVC20147	MAINTENANCE 09/12 - 09/18/11	OCT-2011
11,387	Other	EVANS CONSTRUCTION CO INC				31.02	511100	EVC20147	MAINTENANCE 09/12 - 09/18/11	OCT-2011
11,388	Other	EVANS CONSTRUCTION CO INC				31.02	511100	EVC20147	MAINTENANCE 09/12 - 09/18/11	OCT-2011
11,389	Other	EVANS CONSTRUCTION CO INC				28.62	512005	EVC20147	MAINTENANCE 09/12 - 09/18/11	OCT-2011
11,390	Other	EVANS CONSTRUCTION CO INC				28.62	512100	EVC20147	MAINTENANCE 09/12 - 09/18/11	OCT-2011
11,391	Other	EVANS CONSTRUCTION CO INC				28.62	512100	EVC20147	MAINTENANCE 09/12 - 09/18/11	OCT-2011
11,392	Other	EVANS CONSTRUCTION CO INC				28.62	513100	EVC20147	MAINTENANCE 09/12 - 09/18/11	OCT-2011
11,393	Other	EVANS CONSTRUCTION CO INC				28.62	514100	EVC20147	MAINTENANCE 09/12 - 09/18/11	OCT-2011
11,394	Other	EVANS CONSTRUCTION CO INC				28.62	514100	EVC20147	MAINTENANCE 09/12 - 09/18/11	OCT-2011

KENTUCKY UTILITIES COMPANY
Case No. 2012- 00221
Analysis of Professional Services Expenses For the Test Year

(A)	(B)	(C)	(D)	(E)	(F)	(G)	(H)	(I)		
Line No.	Type	Vendor	Rate Case	Audit	Other	Total	Account	Invoice	Description	Period
11,395	Other	EVANS CONSTRUCTION CO INC				28.62	514100	EVC20147	MAINTENANCE 09/12 - 09/18/11	OCT-2011
11,396	Other	EVANS CONSTRUCTION CO INC				28.62	514100	EVC20147	MAINTENANCE 09/12 - 09/18/11	OCT-2011
11,397	Other	EVANS CONSTRUCTION CO INC				28.62	514100	EVC20147	MAINTENANCE 09/12 - 09/18/11	OCT-2011
11,398	Other	EVANS CONSTRUCTION CO INC				28.62	545100	EVC20147	MAINTENANCE 09/12 - 09/18/11	OCT-2011
11,399	Other	EVANS CONSTRUCTION CO INC				28.62	545100	EVC20147	MAINTENANCE 09/12 - 09/18/11	OCT-2011
11,400	Other	EVANS CONSTRUCTION CO INC				14.31	511100	EVC20147	MAINTENANCE 09/12 - 09/18/11	OCT-2011
11,401	Other	EVANS CONSTRUCTION CO INC				14.31	511100	EVC20147	MAINTENANCE 09/12 - 09/18/11	OCT-2011
11,402	Other	EVANS CONSTRUCTION CO INC				14.31	513100	EVC20147	MAINTENANCE 09/12 - 09/18/11	OCT-2011
11,403	Other	EVANS CONSTRUCTION CO INC				14.31	513100	EVC20147	MAINTENANCE 09/12 - 09/18/11	OCT-2011
11,404	Other	EVANS CONSTRUCTION CO INC				14.31	513100	EVC20147	MAINTENANCE 09/12 - 09/18/11	OCT-2011
11,405	Other	EVANS CONSTRUCTION CO INC				14.31	545100	EVC20147	MAINTENANCE 09/12 - 09/18/11	OCT-2011
11,406	Other	EVANS CONSTRUCTION CO INC				1,425.47	511100	EVC20148	GHENT FACILITY MAINTENANCE FOR THE PERIOD 9/12 THRU 9/18/11	OCT-2011
11,407	Other	EVANS CONSTRUCTION CO INC				1,263.51	511100	EVC20148	GHENT FACILITY MAINTENANCE FOR THE PERIOD 9/12 THRU 9/18/11	OCT-2011
11,408	Other	EVANS CONSTRUCTION CO INC				670.32	511100	EVC20148	GHENT FACILITY MAINTENANCE FOR THE PERIOD 9/12 THRU 9/18/11	OCT-2011
11,409	Other	EVANS CONSTRUCTION CO INC				610.47	511100	EVC20148	GHENT FACILITY MAINTENANCE FOR THE PERIOD 9/12 THRU 9/18/11	OCT-2011
11,410	Other	EVANS CONSTRUCTION CO INC				305.47	511100	EVC20148	GHENT FACILITY MAINTENANCE FOR THE PERIOD 9/12 THRU 9/18/11	OCT-2011
11,411	Other	EVANS CONSTRUCTION CO INC				187.28	511100	EVC20148	GHENT FACILITY MAINTENANCE FOR THE PERIOD 9/12 THRU 9/18/11	OCT-2011
11,412	Other	EVANS CONSTRUCTION CO INC				95.76	512102	EVC20148	GHENT FACILITY MAINTENANCE FOR THE PERIOD 9/12 THRU 9/18/11	OCT-2011
11,413	Other	EVANS CONSTRUCTION CO INC				47.88	511100	EVC20148	GHENT FACILITY MAINTENANCE FOR THE PERIOD 9/12 THRU 9/18/11	OCT-2011
11,414	Other	EVANS CONSTRUCTION CO INC				47.88	513100	EVC20148	GHENT FACILITY MAINTENANCE FOR THE PERIOD 9/12 THRU 9/18/11	OCT-2011
11,415	Other	EVANS CONSTRUCTION CO INC				4,812.72	512017	EVC20150	GHENT OUTSIDE MAINTENANCE FOR THE PERIOD 9/12 THRU 9/18/11	OCT-2011
11,416	Other	EVANS CONSTRUCTION CO INC				2,089.08	502003	EVC20150	GHENT OUTSIDE MAINTENANCE FOR THE PERIOD 9/12 THRU 9/18/11	OCT-2011
11,417	Other	EVANS CONSTRUCTION CO INC				1,891.16	512100	EVC20150	GHENT OUTSIDE MAINTENANCE FOR THE PERIOD 9/12 THRU 9/18/11	OCT-2011
11,418	Other	EVANS CONSTRUCTION CO INC				908.80	511100	EVC20150	GHENT OUTSIDE MAINTENANCE FOR THE PERIOD 9/12 THRU 9/18/11	OCT-2011
11,419	Other	EVANS CONSTRUCTION CO INC				812.24	511100	EVC20150	GHENT OUTSIDE MAINTENANCE FOR THE PERIOD 9/12 THRU 9/18/11	OCT-2011
11,420	Other	EVANS CONSTRUCTION CO INC				789.36	511100	EVC20150	GHENT OUTSIDE MAINTENANCE FOR THE PERIOD 9/12 THRU 9/18/11	OCT-2011
11,421	Other	EVANS CONSTRUCTION CO INC				660.00	512017	EVC20150	GHENT OUTSIDE MAINTENANCE FOR THE PERIOD 9/12 THRU 9/18/11	OCT-2011
11,422	Other	EVANS CONSTRUCTION CO INC				554.56	512100	EVC20150	GHENT OUTSIDE MAINTENANCE FOR THE PERIOD 9/12 THRU 9/18/11	OCT-2011
11,423	Other	EVANS CONSTRUCTION CO INC				482.80	512017	EVC20150	GHENT OUTSIDE MAINTENANCE FOR THE PERIOD 9/12 THRU 9/18/11	OCT-2011
11,424	Other	EVANS CONSTRUCTION CO INC				441.96	512100	EVC20150	GHENT OUTSIDE MAINTENANCE FOR THE PERIOD 9/12 THRU 9/18/11	OCT-2011
11,425	Other	EVANS CONSTRUCTION CO INC				432.24	511100	EVC20150	GHENT OUTSIDE MAINTENANCE FOR THE PERIOD 9/12 THRU 9/18/11	OCT-2011
11,426	Other	EVANS CONSTRUCTION CO INC				378.12	512100	EVC20150	GHENT OUTSIDE MAINTENANCE FOR THE PERIOD 9/12 THRU 9/18/11	OCT-2011
11,427	Other	EVANS CONSTRUCTION CO INC				357.12	511100	EVC20150	GHENT OUTSIDE MAINTENANCE FOR THE PERIOD 9/12 THRU 9/18/11	OCT-2011
11,428	Other	EVANS CONSTRUCTION CO INC				357.12	512100	EVC20150	GHENT OUTSIDE MAINTENANCE FOR THE PERIOD 9/12 THRU 9/18/11	OCT-2011
11,429	Other	EVANS CONSTRUCTION CO INC				357.12	512100	EVC20150	GHENT OUTSIDE MAINTENANCE FOR THE PERIOD 9/12 THRU 9/18/11	OCT-2011
11,430	Other	EVANS CONSTRUCTION CO INC				323.97	511100	EVC20150	GHENT OUTSIDE MAINTENANCE FOR THE PERIOD 9/12 THRU 9/18/11	OCT-2011
11,431	Other	EVANS CONSTRUCTION CO INC				306.00	511100	EVC20150	GHENT OUTSIDE MAINTENANCE FOR THE PERIOD 9/12 THRU 9/18/11	OCT-2011
11,432	Other	EVANS CONSTRUCTION CO INC				294.64	512100	EVC20150	GHENT OUTSIDE MAINTENANCE FOR THE PERIOD 9/12 THRU 9/18/11	OCT-2011
11,433	Other	EVANS CONSTRUCTION CO INC				102.00	511100	EVC20150	GHENT OUTSIDE MAINTENANCE FOR THE PERIOD 9/12 THRU 9/18/11	OCT-2011
11,434	Other	EVANS CONSTRUCTION CO INC				96.00	511100	EVC20150	GHENT OUTSIDE MAINTENANCE FOR THE PERIOD 9/12 THRU 9/18/11	OCT-2011
11,435	Other	EVANS CONSTRUCTION CO INC				59.52	512100	EVC20150	GHENT OUTSIDE MAINTENANCE FOR THE PERIOD 9/12 THRU 9/18/11	OCT-2011
11,436	Other	EVANS CONSTRUCTION CO INC				59.52	512100	EVC20150	GHENT OUTSIDE MAINTENANCE FOR THE PERIOD 9/12 THRU 9/18/11	OCT-2011
11,437	Other	EVANS CONSTRUCTION CO INC				48.00	512100	EVC20150	GHENT OUTSIDE MAINTENANCE FOR THE PERIOD 9/12 THRU 9/18/11	OCT-2011
11,438	Other	EVANS CONSTRUCTION CO INC				48.00	512100	EVC20150	GHENT OUTSIDE MAINTENANCE FOR THE PERIOD 9/12 THRU 9/18/11	OCT-2011
11,439	Other	EVANS CONSTRUCTION CO INC				48.00	512100	EVC20150	GHENT OUTSIDE MAINTENANCE FOR THE PERIOD 9/12 THRU 9/18/11	OCT-2011
11,440	Other	EVANS CONSTRUCTION CO INC				769.70	512011	EVC20151	GHENT FACILITY MAINTENANCE FOR THE PERIOD 9/19 THRU 9/25/11	OCT-2011
11,441	Other	EVANS CONSTRUCTION CO INC				742.14	511100	EVC20151	GHENT FACILITY MAINTENANCE FOR THE PERIOD 9/19 THRU 9/25/11	OCT-2011
11,442	Other	EVANS CONSTRUCTION CO INC				731.22	511100	EVC20151	GHENT FACILITY MAINTENANCE FOR THE PERIOD 9/19 THRU 9/25/11	OCT-2011
11,443	Other	EVANS CONSTRUCTION CO INC				706.69	512100	EVC20151	GHENT FACILITY MAINTENANCE FOR THE PERIOD 9/19 THRU 9/25/11	OCT-2011
11,444	Other	EVANS CONSTRUCTION CO INC				577.28	511100	EVC20151	GHENT FACILITY MAINTENANCE FOR THE PERIOD 9/19 THRU 9/25/11	OCT-2011
11,445	Other	EVANS CONSTRUCTION CO INC				574.56	511100	EVC20151	GHENT FACILITY MAINTENANCE FOR THE PERIOD 9/19 THRU 9/25/11	OCT-2011
11,446	Other	EVANS CONSTRUCTION CO INC				528.49	511100	EVC20151	GHENT FACILITY MAINTENANCE FOR THE PERIOD 9/19 THRU 9/25/11	OCT-2011
11,447	Other	EVANS CONSTRUCTION CO INC				192.43	511100	EVC20151	GHENT FACILITY MAINTENANCE FOR THE PERIOD 9/19 THRU 9/25/11	OCT-2011
11,448	Other	EVANS CONSTRUCTION CO INC				191.52	512017	EVC20151	GHENT FACILITY MAINTENANCE FOR THE PERIOD 9/19 THRU 9/25/11	OCT-2011
11,449	Other	EVANS CONSTRUCTION CO INC				187.28	511100	EVC20151	GHENT FACILITY MAINTENANCE FOR THE PERIOD 9/19 THRU 9/25/11	OCT-2011
11,450	Other	EVANS CONSTRUCTION CO INC				153.94	511100	EVC20151	GHENT FACILITY MAINTENANCE FOR THE PERIOD 9/19 THRU 9/25/11	OCT-2011
11,451	Other	EVANS CONSTRUCTION CO INC				153.94	511100	EVC20151	GHENT FACILITY MAINTENANCE FOR THE PERIOD 9/19 THRU 9/25/11	OCT-2011
11,452	Other	EVANS CONSTRUCTION CO INC				47.88	511100	EVC20151	GHENT FACILITY MAINTENANCE FOR THE PERIOD 9/19 THRU 9/25/11	OCT-2011
11,453	Other	EVANS CONSTRUCTION CO INC				47.88	512005	EVC20151	GHENT FACILITY MAINTENANCE FOR THE PERIOD 9/19 THRU 9/25/11	OCT-2011
11,454	Other	EVANS CONSTRUCTION CO INC				47.88	512100	EVC20151	GHENT FACILITY MAINTENANCE FOR THE PERIOD 9/19 THRU 9/25/11	OCT-2011

KENTUCKY UTILITIES COMPANY
Case No. 2012- 00221
Analysis of Professional Services Expenses For the Test Year

(A)	(B)	(C)	(D)	(E)	(F)	(G)	(H)	(I)		
Line No.	Type	Vendor	Rate Case	Audit	Other	Total	Account	Invoice	Description	Period
11,455	Other	EVANS CONSTRUCTION CO INC				3,242.08	512017	EVC20153	GHENT OUTSIDE MAINTENANCE FOR THE PERIOD 9/19 THRU 9/25/11	OCT-2011
11,456	Other	EVANS CONSTRUCTION CO INC				1,868.10	502003	EVC20153	GHENT OUTSIDE MAINTENANCE FOR THE PERIOD 9/19 THRU 9/25/11	OCT-2011
11,457	Other	EVANS CONSTRUCTION CO INC				1,470.48	511100	EVC20153	GHENT OUTSIDE MAINTENANCE FOR THE PERIOD 9/19 THRU 9/25/11	OCT-2011
11,458	Other	EVANS CONSTRUCTION CO INC				795.47	511100	EVC20153	GHENT OUTSIDE MAINTENANCE FOR THE PERIOD 9/19 THRU 9/25/11	OCT-2011
11,459	Other	EVANS CONSTRUCTION CO INC				616.00	513100	EVC20153	GHENT OUTSIDE MAINTENANCE FOR THE PERIOD 9/19 THRU 9/25/11	OCT-2011
11,460	Other	EVANS CONSTRUCTION CO INC				490.16	511100	EVC20153	GHENT OUTSIDE MAINTENANCE FOR THE PERIOD 9/19 THRU 9/25/11	OCT-2011
11,461	Other	EVANS CONSTRUCTION CO INC				396.00	512017	EVC20153	GHENT OUTSIDE MAINTENANCE FOR THE PERIOD 9/19 THRU 9/25/11	OCT-2011
11,462	Other	EVANS CONSTRUCTION CO INC				288.16	511100	EVC20153	GHENT OUTSIDE MAINTENANCE FOR THE PERIOD 9/19 THRU 9/25/11	OCT-2011
11,463	Other	EVANS CONSTRUCTION CO INC				288.16	511100	EVC20153	GHENT OUTSIDE MAINTENANCE FOR THE PERIOD 9/19 THRU 9/25/11	OCT-2011
11,464	Other	EVANS CONSTRUCTION CO INC				252.00	511100	EVC20153	GHENT OUTSIDE MAINTENANCE FOR THE PERIOD 9/19 THRU 9/25/11	OCT-2011
11,465	Other	EVANS CONSTRUCTION CO INC				238.08	511100	EVC20153	GHENT OUTSIDE MAINTENANCE FOR THE PERIOD 9/19 THRU 9/25/11	OCT-2011
11,466	Other	EVANS CONSTRUCTION CO INC				238.08	512100	EVC20153	GHENT OUTSIDE MAINTENANCE FOR THE PERIOD 9/19 THRU 9/25/11	OCT-2011
11,467	Other	EVANS CONSTRUCTION CO INC				238.08	512100	EVC20153	GHENT OUTSIDE MAINTENANCE FOR THE PERIOD 9/19 THRU 9/25/11	OCT-2011
11,468	Other	EVANS CONSTRUCTION CO INC				238.08	512100	EVC20153	GHENT OUTSIDE MAINTENANCE FOR THE PERIOD 9/19 THRU 9/25/11	OCT-2011
11,469	Other	EVANS CONSTRUCTION CO INC				238.08	513100	EVC20153	GHENT OUTSIDE MAINTENANCE FOR THE PERIOD 9/19 THRU 9/25/11	OCT-2011
11,470	Other	EVANS CONSTRUCTION CO INC				204.00	511100	EVC20153	GHENT OUTSIDE MAINTENANCE FOR THE PERIOD 9/19 THRU 9/25/11	OCT-2011
11,471	Other	EVANS CONSTRUCTION CO INC				204.00	511100	EVC20153	GHENT OUTSIDE MAINTENANCE FOR THE PERIOD 9/19 THRU 9/25/11	OCT-2011
11,472	Other	EVANS CONSTRUCTION CO INC				204.00	511100	EVC20153	GHENT OUTSIDE MAINTENANCE FOR THE PERIOD 9/19 THRU 9/25/11	OCT-2011
11,473	Other	EVANS CONSTRUCTION CO INC				119.04	512100	EVC20153	GHENT OUTSIDE MAINTENANCE FOR THE PERIOD 9/19 THRU 9/25/11	OCT-2011
11,474	Other	EVANS CONSTRUCTION CO INC				119.04	512100	EVC20153	GHENT OUTSIDE MAINTENANCE FOR THE PERIOD 9/19 THRU 9/25/11	OCT-2011
11,475	Other	EVANS CONSTRUCTION CO INC				119.04	512100	EVC20153	GHENT OUTSIDE MAINTENANCE FOR THE PERIOD 9/19 THRU 9/25/11	OCT-2011
11,476	Other	EVANS CONSTRUCTION CO INC				119.04	512100	EVC20153	GHENT OUTSIDE MAINTENANCE FOR THE PERIOD 9/19 THRU 9/25/11	OCT-2011
11,477	Other	EVANS CONSTRUCTION CO INC				119.04	512100	EVC20153	GHENT OUTSIDE MAINTENANCE FOR THE PERIOD 9/19 THRU 9/25/11	OCT-2011
11,478	Other	EVANS CONSTRUCTION CO INC				48.00	513100	EVC20153	GHENT OUTSIDE MAINTENANCE FOR THE PERIOD 9/19 THRU 9/25/11	OCT-2011
11,479	Other	EVANS CONSTRUCTION CO INC				973.08	554100	EVC20155	CT SITE MAINT 09/19 - 09/25/11	OCT-2011
11,480	Other	EVANS CONSTRUCTION CO INC				157.41	552100	EVC20155	CT SITE MAINT 09/19 - 09/25/11	OCT-2011
11,481	Other	EVANS CONSTRUCTION CO INC				14.31	552100	EVC20155	CT SITE MAINT 09/19 - 09/25/11	OCT-2011
11,482	Other	EVANS CONSTRUCTION CO INC				1,607.88	513100	EVC20156	MAINTENANCE 09/19- 09/25/11	OCT-2011
11,483	Other	EVANS CONSTRUCTION CO INC				1,292.62	512100	EVC20156	MAINTENANCE 09/19- 09/25/11	OCT-2011
11,484	Other	EVANS CONSTRUCTION CO INC				1,027.45	512017	EVC20156	MAINTENANCE 09/19- 09/25/11	OCT-2011
11,485	Other	EVANS CONSTRUCTION CO INC				875.81	511100	EVC20156	MAINTENANCE 09/19- 09/25/11	OCT-2011
11,486	Other	EVANS CONSTRUCTION CO INC				691.30	512100	EVC20156	MAINTENANCE 09/19- 09/25/11	OCT-2011
11,487	Other	EVANS CONSTRUCTION CO INC				553.06	511100	EVC20156	MAINTENANCE 09/19- 09/25/11	OCT-2011
11,488	Other	EVANS CONSTRUCTION CO INC				515.16	512100	EVC20156	MAINTENANCE 09/19- 09/25/11	OCT-2011
11,489	Other	EVANS CONSTRUCTION CO INC				443.46	512100	EVC20156	MAINTENANCE 09/19- 09/25/11	OCT-2011
11,490	Other	EVANS CONSTRUCTION CO INC				410.12	512100	EVC20156	MAINTENANCE 09/19- 09/25/11	OCT-2011
11,491	Other	EVANS CONSTRUCTION CO INC				372.06	512100	EVC20156	MAINTENANCE 09/19- 09/25/11	OCT-2011
11,492	Other	EVANS CONSTRUCTION CO INC				290.84	511100	EVC20156	MAINTENANCE 09/19- 09/25/11	OCT-2011
11,493	Other	EVANS CONSTRUCTION CO INC				281.53	511100	EVC20156	MAINTENANCE 09/19- 09/25/11	OCT-2011
11,494	Other	EVANS CONSTRUCTION CO INC				281.53	512017	EVC20156	MAINTENANCE 09/19- 09/25/11	OCT-2011
11,495	Other	EVANS CONSTRUCTION CO INC				221.61	511100	EVC20156	MAINTENANCE 09/19- 09/25/11	OCT-2011
11,496	Other	EVANS CONSTRUCTION CO INC				214.65	512100	EVC20156	MAINTENANCE 09/19- 09/25/11	OCT-2011
11,497	Other	EVANS CONSTRUCTION CO INC				171.72	513100	EVC20156	MAINTENANCE 09/19- 09/25/11	OCT-2011
11,498	Other	EVANS CONSTRUCTION CO INC				157.41	511100	EVC20156	MAINTENANCE 09/19- 09/25/11	OCT-2011
11,499	Other	EVANS CONSTRUCTION CO INC				147.74	511100	EVC20156	MAINTENANCE 09/19- 09/25/11	OCT-2011
11,500	Other	EVANS CONSTRUCTION CO INC				114.48	511100	EVC20156	MAINTENANCE 09/19- 09/25/11	OCT-2011
11,501	Other	EVANS CONSTRUCTION CO INC				114.48	514100	EVC20156	MAINTENANCE 09/19- 09/25/11	OCT-2011
11,502	Other	EVANS CONSTRUCTION CO INC				100.17	513100	EVC20156	MAINTENANCE 09/19- 09/25/11	OCT-2011
11,503	Other	EVANS CONSTRUCTION CO INC				100.17	514100	EVC20156	MAINTENANCE 09/19- 09/25/11	OCT-2011
11,504	Other	EVANS CONSTRUCTION CO INC				90.50	511100	EVC20156	MAINTENANCE 09/19- 09/25/11	OCT-2011
11,505	Other	EVANS CONSTRUCTION CO INC				85.86	512100	EVC20156	MAINTENANCE 09/19- 09/25/11	OCT-2011
11,506	Other	EVANS CONSTRUCTION CO INC				85.86	512100	EVC20156	MAINTENANCE 09/19- 09/25/11	OCT-2011
11,507	Other	EVANS CONSTRUCTION CO INC				85.86	512100	EVC20156	MAINTENANCE 09/19- 09/25/11	OCT-2011
11,508	Other	EVANS CONSTRUCTION CO INC				73.87	511100	EVC20156	MAINTENANCE 09/19- 09/25/11	OCT-2011
11,509	Other	EVANS CONSTRUCTION CO INC				71.55	514100	EVC20156	MAINTENANCE 09/19- 09/25/11	OCT-2011
11,510	Other	EVANS CONSTRUCTION CO INC				62.03	512017	EVC20156	MAINTENANCE 09/19- 09/25/11	OCT-2011
11,511	Other	EVANS CONSTRUCTION CO INC				57.24	511100	EVC20156	MAINTENANCE 09/19- 09/25/11	OCT-2011
11,512	Other	EVANS CONSTRUCTION CO INC				57.24	512100	EVC20156	MAINTENANCE 09/19- 09/25/11	OCT-2011
11,513	Other	EVANS CONSTRUCTION CO INC				57.24	512100	EVC20156	MAINTENANCE 09/19- 09/25/11	OCT-2011
11,514	Other	EVANS CONSTRUCTION CO INC				57.24	514100	EVC20156	MAINTENANCE 09/19- 09/25/11	OCT-2011

KENTUCKY UTILITIES COMPANY
Case No. 2012- 00221
Analysis of Professional Services Expenses For the Test Year

(A)	(B)	(C)	(D)	(E)	(F)	(G)	(H)	(I)		
Line No.	Type	Vendor	Rate Case	Audit	Other	Total	Account	Invoice	Description	Period
11,515	Other	EVANS CONSTRUCTION CO INC				57.24	514100	EVC20156	MAINTENANCE 09/19- 09/25/11	OCT-2011
11,516	Other	EVANS CONSTRUCTION CO INC				57.24	514100	EVC20156	MAINTENANCE 09/19- 09/25/11	OCT-2011
11,517	Other	EVANS CONSTRUCTION CO INC				57.24	542100	EVC20156	MAINTENANCE 09/19- 09/25/11	OCT-2011
11,518	Other	EVANS CONSTRUCTION CO INC				42.93	512100	EVC20156	MAINTENANCE 09/19- 09/25/11	OCT-2011
11,519	Other	EVANS CONSTRUCTION CO INC				42.93	512100	EVC20156	MAINTENANCE 09/19- 09/25/11	OCT-2011
11,520	Other	EVANS CONSTRUCTION CO INC				42.93	512100	EVC20156	MAINTENANCE 09/19- 09/25/11	OCT-2011
11,521	Other	EVANS CONSTRUCTION CO INC				42.93	514100	EVC20156	MAINTENANCE 09/19- 09/25/11	OCT-2011
11,522	Other	EVANS CONSTRUCTION CO INC				42.93	514100	EVC20156	MAINTENANCE 09/19- 09/25/11	OCT-2011
11,523	Other	EVANS CONSTRUCTION CO INC				28.62	512100	EVC20156	MAINTENANCE 09/19- 09/25/11	OCT-2011
11,524	Other	EVANS CONSTRUCTION CO INC				28.62	512100	EVC20156	MAINTENANCE 09/19- 09/25/11	OCT-2011
11,525	Other	EVANS CONSTRUCTION CO INC				28.62	513100	EVC20156	MAINTENANCE 09/19- 09/25/11	OCT-2011
11,526	Other	EVANS CONSTRUCTION CO INC				28.62	514100	EVC20156	MAINTENANCE 09/19- 09/25/11	OCT-2011
11,527	Other	EVANS CONSTRUCTION CO INC				28.62	514100	EVC20156	MAINTENANCE 09/19- 09/25/11	OCT-2011
11,528	Other	EVANS CONSTRUCTION CO INC				28.62	514100	EVC20156	MAINTENANCE 09/19- 09/25/11	OCT-2011
11,529	Other	EVANS CONSTRUCTION CO INC				14.31	513100	EVC20156	MAINTENANCE 09/19- 09/25/11	OCT-2011
11,530	Other	EVANS CONSTRUCTION CO INC				14.31	513100	EVC20156	MAINTENANCE 09/19- 09/25/11	OCT-2011
11,531	Other	EVANS CONSTRUCTION CO INC				14.31	513100	EVC20156	MAINTENANCE 09/19- 09/25/11	OCT-2011
11,532	Other	EVANS CONSTRUCTION CO INC				14.31	514100	EVC20156	MAINTENANCE 09/19- 09/25/11	OCT-2011
11,533	Other	EVANS CONSTRUCTION CO INC				1,407.60	511100	EVC20157	GHEAT FACILITY MAINTENANCE FOR THE PERIOD 9/26 THRU 10/2/11	OCT-2011
11,534	Other	EVANS CONSTRUCTION CO INC				817.58	511100	EVC20157	GHEAT FACILITY MAINTENANCE FOR THE PERIOD 9/26 THRU 10/2/11	OCT-2011
11,535	Other	EVANS CONSTRUCTION CO INC				766.08	511100	EVC20157	GHEAT FACILITY MAINTENANCE FOR THE PERIOD 9/26 THRU 10/2/11	OCT-2011
11,536	Other	EVANS CONSTRUCTION CO INC				692.73	511100	EVC20157	GHEAT FACILITY MAINTENANCE FOR THE PERIOD 9/26 THRU 10/2/11	OCT-2011
11,537	Other	EVANS CONSTRUCTION CO INC				383.04	511100	EVC20157	GHEAT FACILITY MAINTENANCE FOR THE PERIOD 9/26 THRU 10/2/11	OCT-2011
11,538	Other	EVANS CONSTRUCTION CO INC				307.88	511100	EVC20157	GHEAT FACILITY MAINTENANCE FOR THE PERIOD 9/26 THRU 10/2/11	OCT-2011
11,539	Other	EVANS CONSTRUCTION CO INC				287.28	511100	EVC20157	GHEAT FACILITY MAINTENANCE FOR THE PERIOD 9/26 THRU 10/2/11	OCT-2011
11,540	Other	EVANS CONSTRUCTION CO INC				95.76	511100	EVC20157	GHEAT FACILITY MAINTENANCE FOR THE PERIOD 9/26 THRU 10/2/11	OCT-2011
11,541	Other	EVANS CONSTRUCTION CO INC				76.97	511100	EVC20157	GHEAT FACILITY MAINTENANCE FOR THE PERIOD 9/26 THRU 10/2/11	OCT-2011
11,542	Other	EVANS CONSTRUCTION CO INC				71.82	511100	EVC20157	GHEAT FACILITY MAINTENANCE FOR THE PERIOD 9/26 THRU 10/2/11	OCT-2011
11,543	Other	EVANS CONSTRUCTION CO INC				71.82	512100	EVC20157	GHEAT FACILITY MAINTENANCE FOR THE PERIOD 9/26 THRU 10/2/11	OCT-2011
11,544	Other	EVANS CONSTRUCTION CO INC				3,709.68	512017	EVC20159	GHEAT OUTSIDE MAINTENANCE FOR THE PERIOD 9/26 THRU 10/2/11	OCT-2011
11,545	Other	EVANS CONSTRUCTION CO INC				1,757.61	502003	EVC20159	GHEAT OUTSIDE MAINTENANCE FOR THE PERIOD 9/26 THRU 10/2/11	OCT-2011
11,546	Other	EVANS CONSTRUCTION CO INC				777.60	511100	EVC20159	GHEAT OUTSIDE MAINTENANCE FOR THE PERIOD 9/26 THRU 10/2/11	OCT-2011
11,547	Other	EVANS CONSTRUCTION CO INC				764.32	512017	EVC20159	GHEAT OUTSIDE MAINTENANCE FOR THE PERIOD 9/26 THRU 10/2/11	OCT-2011
11,548	Other	EVANS CONSTRUCTION CO INC				764.23	512017	EVC20159	GHEAT OUTSIDE MAINTENANCE FOR THE PERIOD 9/26 THRU 10/2/11	OCT-2011
11,549	Other	EVANS CONSTRUCTION CO INC				490.16	511100	EVC20159	GHEAT OUTSIDE MAINTENANCE FOR THE PERIOD 9/26 THRU 10/2/11	OCT-2011
11,550	Other	EVANS CONSTRUCTION CO INC				489.44	513100	EVC20159	GHEAT OUTSIDE MAINTENANCE FOR THE PERIOD 9/26 THRU 10/2/11	OCT-2011
11,551	Other	EVANS CONSTRUCTION CO INC				439.61	511100	EVC20159	GHEAT OUTSIDE MAINTENANCE FOR THE PERIOD 9/26 THRU 10/2/11	OCT-2011
11,552	Other	EVANS CONSTRUCTION CO INC				297.60	512100	EVC20159	GHEAT OUTSIDE MAINTENANCE FOR THE PERIOD 9/26 THRU 10/2/11	OCT-2011
11,553	Other	EVANS CONSTRUCTION CO INC				288.16	511100	EVC20159	GHEAT OUTSIDE MAINTENANCE FOR THE PERIOD 9/26 THRU 10/2/11	OCT-2011
11,554	Other	EVANS CONSTRUCTION CO INC				252.08	512100	EVC20159	GHEAT OUTSIDE MAINTENANCE FOR THE PERIOD 9/26 THRU 10/2/11	OCT-2011
11,555	Other	EVANS CONSTRUCTION CO INC				238.08	511100	EVC20159	GHEAT OUTSIDE MAINTENANCE FOR THE PERIOD 9/26 THRU 10/2/11	OCT-2011
11,556	Other	EVANS CONSTRUCTION CO INC				238.08	512100	EVC20159	GHEAT OUTSIDE MAINTENANCE FOR THE PERIOD 9/26 THRU 10/2/11	OCT-2011
11,557	Other	EVANS CONSTRUCTION CO INC				219.13	511100	EVC20159	GHEAT OUTSIDE MAINTENANCE FOR THE PERIOD 9/26 THRU 10/2/11	OCT-2011
11,558	Other	EVANS CONSTRUCTION CO INC				119.04	512100	EVC20159	GHEAT OUTSIDE MAINTENANCE FOR THE PERIOD 9/26 THRU 10/2/11	OCT-2011
11,559	Other	EVANS CONSTRUCTION CO INC				119.04	512100	EVC20159	GHEAT OUTSIDE MAINTENANCE FOR THE PERIOD 9/26 THRU 10/2/11	OCT-2011
11,560	Other	EVANS CONSTRUCTION CO INC				96.00	513100	EVC20159	GHEAT OUTSIDE MAINTENANCE FOR THE PERIOD 9/26 THRU 10/2/11	OCT-2011
11,561	Other	EVANS CONSTRUCTION CO INC				59.52	512100	EVC20159	GHEAT OUTSIDE MAINTENANCE FOR THE PERIOD 9/26 THRU 10/2/11	OCT-2011
11,562	Other	EVANS CONSTRUCTION CO INC				59.52	512100	EVC20159	GHEAT OUTSIDE MAINTENANCE FOR THE PERIOD 9/26 THRU 10/2/11	OCT-2011
11,563	Other	EVANS CONSTRUCTION CO INC				59.52	512100	EVC20159	GHEAT OUTSIDE MAINTENANCE FOR THE PERIOD 9/26 THRU 10/2/11	OCT-2011
11,564	Other	EVANS CONSTRUCTION CO INC				59.52	512100	EVC20159	GHEAT OUTSIDE MAINTENANCE FOR THE PERIOD 9/26 THRU 10/2/11	OCT-2011
11,565	Other	EVANS CONSTRUCTION CO INC				48.00	511100	EVC20159	GHEAT OUTSIDE MAINTENANCE FOR THE PERIOD 9/26 THRU 10/2/11	OCT-2011
11,566	Other	EVANS CONSTRUCTION CO INC				48.00	512017	EVC20159	GHEAT OUTSIDE MAINTENANCE FOR THE PERIOD 9/26 THRU 10/2/11	OCT-2011
11,567	Other	EVANS CONSTRUCTION CO INC				958.77	554100	EVC20161	CT SITE MAINT 09/26 - 10/02/11	OCT-2011
11,568	Other	EVANS CONSTRUCTION CO INC				171.72	552100	EVC20161	CT SITE MAINT 09/26 - 10/02/11	OCT-2011
11,569	Other	EVANS CONSTRUCTION CO INC				14.31	552100	EVC20161	CT SITE MAINT 09/26 - 10/02/11	OCT-2011
11,570	Other	EVANS CONSTRUCTION CO INC				1,237.29	512100	EVC20162	MAINTENANCE 09/26 - 10/02/11	OCT-2011
11,571	Other	EVANS CONSTRUCTION CO INC				1,202.04	512100	EVC20162	MAINTENANCE 09/26 - 10/02/11	OCT-2011
11,572	Other	EVANS CONSTRUCTION CO INC				1,091.99	512017	EVC20162	MAINTENANCE 09/26 - 10/02/11	OCT-2011
11,573	Other	EVANS CONSTRUCTION CO INC				1,077.11	511100	EVC20162	MAINTENANCE 09/26 - 10/02/11	OCT-2011
11,574	Other	EVANS CONSTRUCTION CO INC				983.53	512005	EVC20162	MAINTENANCE 09/26 - 10/02/11	OCT-2011

KENTUCKY UTILITIES COMPANY
Case No. 2012- 00221
Analysis of Professional Services Expenses For the Test Year

(A)	(B)	(C)	(D)	(E)	(F)	(G)	(H)	(I)		
Line No.	Type	Vendor	Rate Case	Audit	Other	Total	Account	Invoice	Description	Period
11,575	Other	EVANS CONSTRUCTION CO INC				820.04	513100	EVC20162	MAINTENANCE 09/26 - 10/02/11	OCT-2011
11,576	Other	EVANS CONSTRUCTION CO INC				806.39	512100	EVC20162	MAINTENANCE 09/26 - 10/02/11	OCT-2011
11,577	Other	EVANS CONSTRUCTION CO INC				795.94	511100	EVC20162	MAINTENANCE 09/26 - 10/02/11	OCT-2011
11,578	Other	EVANS CONSTRUCTION CO INC				460.32	512017	EVC20162	MAINTENANCE 09/26 - 10/02/11	OCT-2011
11,579	Other	EVANS CONSTRUCTION CO INC				286.20	542100	EVC20162	MAINTENANCE 09/26 - 10/02/11	OCT-2011
11,580	Other	EVANS CONSTRUCTION CO INC				248.12	511100	EVC20162	MAINTENANCE 09/26 - 10/02/11	OCT-2011
11,581	Other	EVANS CONSTRUCTION CO INC				228.96	512100	EVC20162	MAINTENANCE 09/26 - 10/02/11	OCT-2011
11,582	Other	EVANS CONSTRUCTION CO INC				228.96	512100	EVC20162	MAINTENANCE 09/26 - 10/02/11	OCT-2011
11,583	Other	EVANS CONSTRUCTION CO INC				228.96	512100	EVC20162	MAINTENANCE 09/26 - 10/02/11	OCT-2011
11,584	Other	EVANS CONSTRUCTION CO INC				143.10	511100	EVC20162	MAINTENANCE 09/26 - 10/02/11	OCT-2011
11,585	Other	EVANS CONSTRUCTION CO INC				143.10	512100	EVC20162	MAINTENANCE 09/26 - 10/02/11	OCT-2011
11,586	Other	EVANS CONSTRUCTION CO INC				143.10	513100	EVC20162	MAINTENANCE 09/26 - 10/02/11	OCT-2011
11,587	Other	EVANS CONSTRUCTION CO INC				114.48	512100	EVC20162	MAINTENANCE 09/26 - 10/02/11	OCT-2011
11,588	Other	EVANS CONSTRUCTION CO INC				114.48	544100	EVC20162	MAINTENANCE 09/26 - 10/02/11	OCT-2011
11,589	Other	EVANS CONSTRUCTION CO INC				85.86	512100	EVC20162	MAINTENANCE 09/26 - 10/02/11	OCT-2011
11,590	Other	EVANS CONSTRUCTION CO INC				85.86	512100	EVC20162	MAINTENANCE 09/26 - 10/02/11	OCT-2011
11,591	Other	EVANS CONSTRUCTION CO INC				85.86	514100	EVC20162	MAINTENANCE 09/26 - 10/02/11	OCT-2011
11,592	Other	EVANS CONSTRUCTION CO INC				71.55	514100	EVC20162	MAINTENANCE 09/26 - 10/02/11	OCT-2011
11,593	Other	EVANS CONSTRUCTION CO INC				71.55	514100	EVC20162	MAINTENANCE 09/26 - 10/02/11	OCT-2011
11,594	Other	EVANS CONSTRUCTION CO INC				71.55	514100	EVC20162	MAINTENANCE 09/26 - 10/02/11	OCT-2011
11,595	Other	EVANS CONSTRUCTION CO INC				71.55	514100	EVC20162	MAINTENANCE 09/26 - 10/02/11	OCT-2011
11,596	Other	EVANS CONSTRUCTION CO INC				62.03	512017	EVC20162	MAINTENANCE 09/26 - 10/02/11	OCT-2011
11,597	Other	EVANS CONSTRUCTION CO INC				62.03	512017	EVC20162	MAINTENANCE 09/26 - 10/02/11	OCT-2011
11,598	Other	EVANS CONSTRUCTION CO INC				57.24	514100	EVC20162	MAINTENANCE 09/26 - 10/02/11	OCT-2011
11,599	Other	EVANS CONSTRUCTION CO INC				57.24	514100	EVC20162	MAINTENANCE 09/26 - 10/02/11	OCT-2011
11,600	Other	EVANS CONSTRUCTION CO INC				57.24	542100	EVC20162	MAINTENANCE 09/26 - 10/02/11	OCT-2011
11,601	Other	EVANS CONSTRUCTION CO INC				57.24	542100	EVC20162	MAINTENANCE 09/26 - 10/02/11	OCT-2011
11,602	Other	EVANS CONSTRUCTION CO INC				42.93	512100	EVC20162	MAINTENANCE 09/26 - 10/02/11	OCT-2011
11,603	Other	EVANS CONSTRUCTION CO INC				42.93	514100	EVC20162	MAINTENANCE 09/26 - 10/02/11	OCT-2011
11,604	Other	EVANS CONSTRUCTION CO INC				42.93	514100	EVC20162	MAINTENANCE 09/26 - 10/02/11	OCT-2011
11,605	Other	EVANS CONSTRUCTION CO INC				28.62	512005	EVC20162	MAINTENANCE 09/26 - 10/02/11	OCT-2011
11,606	Other	EVANS CONSTRUCTION CO INC				28.62	513100	EVC20162	MAINTENANCE 09/26 - 10/02/11	OCT-2011
11,607	Other	EVANS CONSTRUCTION CO INC				28.62	514100	EVC20162	MAINTENANCE 09/26 - 10/02/11	OCT-2011
11,608	Other	EVANS CONSTRUCTION CO INC				28.62	514100	EVC20162	MAINTENANCE 09/26 - 10/02/11	OCT-2011
11,609	Other	EVANS CONSTRUCTION CO INC				28.62	514100	EVC20162	MAINTENANCE 09/26 - 10/02/11	OCT-2011
11,610	Other	EVANS CONSTRUCTION CO INC				28.62	514100	EVC20162	MAINTENANCE 09/26 - 10/02/11	OCT-2011
11,611	Other	EVANS CONSTRUCTION CO INC				28.62	514100	EVC20162	MAINTENANCE 09/26 - 10/02/11	OCT-2011
11,612	Other	EVANS CONSTRUCTION CO INC				28.62	514100	EVC20162	MAINTENANCE 09/26 - 10/02/11	OCT-2011
11,613	Other	EVANS CONSTRUCTION CO INC				28.62	514100	EVC20162	MAINTENANCE 09/26 - 10/02/11	OCT-2011
11,614	Other	EVANS CONSTRUCTION CO INC				28.62	542100	EVC20162	MAINTENANCE 09/26 - 10/02/11	OCT-2011
11,615	Other	EVANS CONSTRUCTION CO INC				14.31	511100	EVC20162	MAINTENANCE 09/26 - 10/02/11	OCT-2011
11,616	Other	EVANS CONSTRUCTION CO INC				14.31	511100	EVC20162	MAINTENANCE 09/26 - 10/02/11	OCT-2011
11,617	Other	EVANS CONSTRUCTION CO INC				14.31	513100	EVC20162	MAINTENANCE 09/26 - 10/02/11	OCT-2011
11,618	Other	EVANS CONSTRUCTION CO INC				14.31	513100	EVC20162	MAINTENANCE 09/26 - 10/02/11	OCT-2011
11,619	Other	EVANS CONSTRUCTION CO INC				14.31	513100	EVC20162	MAINTENANCE 09/26 - 10/02/11	OCT-2011
11,620	Other	EVANS CONSTRUCTION CO INC				14.31	542100	EVC20162	MAINTENANCE 09/26 - 10/02/11	OCT-2011
11,621	Other	EVANS CONSTRUCTION CO INC				14.31	545100	EVC20162	MAINTENANCE 09/26 - 10/02/11	OCT-2011
11,622	Other	EVANS CONSTRUCTION CO INC				14.31	542100	EVC20162	MAINTENANCE 09/26 - 10/02/11	OCT-2011
11,623	Other	EVANS CONSTRUCTION CO INC				14.31	545100	EVC20162	MAINTENANCE 09/26 - 10/02/11	OCT-2011
11,624	Other	EVANS CONSTRUCTION CO INC				231.17	935403	EVC20179	EVANS CONSTRUCTION - CARROLLTON OFFICE - LIGHT MAINTENANCE REPAIRS. INVOICE EVC-20179	OCT-2011
11,625	Other	EVANS CONSTRUCTION CO INC				140.00	935403	EVC20181	EVANS CONSTRUCTION - BARLOW OFFICE - LIGHT MAINTENANCE REPAIRS. INVOICE EVC-20181	OCT-2011
11,626	Other	EVANS CONSTRUCTION CO INC				643.13	935402	EVC20182	EVANS CONSTRUCTION - BIG STONE GAP - LIGHT MAINTENANCE REPAIRS. INVOICE EVC-20182	OCT-2011
11,627	Other	EVANS CONSTRUCTION CO INC				121.80	935403	EVC20184	EVANS CONSTRUCTION - CAMPBELLSVILLE OFFICE - LIGHT MAINTENANCE REPAIRS. INVOICE EVC-20184	OCT-2011
11,628	Other	EVANS CONSTRUCTION CO INC				47.25	935402	EVC20186	EVANS CONSTRUCTION - CARROLLTON STRM - LIGHT MAINTENANCE REPAIRS. INVOICE EVC-20186	OCT-2011

KENTUCKY UTILITIES COMPANY
Case No. 2012- 00221
Analysis of Professional Services Expenses For the Test Year

(A)	(B)	(C)	(D)	(E)	(F)	(G)	(H)	(I)		
Line No.	Type	Vendor	Rate Case	Audit	Other	Total	Account	Invoice	Description	Period
11,629	Other	EVANS CONSTRUCTION CO INC				104.74	935402	EVC20187	EVANS CONSTRUCTION - COEBURN BOND STATION - LIGHT MAINTENANCE REPAIRS. INVOICE EVC-20187	OCT-2011
11,630	Other	EVANS CONSTRUCTION CO INC				136.95	935403	EVC20188	EVANS CONSTRUCTION - DANVILLE OFFICE - LIGHT MAINTENANCE REPAIRS. INVOICE EVC-20188	OCT-2011
11,631	Other	EVANS CONSTRUCTION CO INC				770.75	566900	EVC20189	LABOR, EQUIP AND VEH EXPENSES ASSOCIATED WITH LIGHT MAINTENANCE REQUESTED AND PERFORMED AT THE DIX DAM LOCATION (THIS IS A NOT TO EXCEED AMOUNT)	OCT-2011
11,632	Other	EVANS CONSTRUCTION CO INC				6,100.71	923100	EVC20190	EVANS CONSTRUCTION - LGE CENTER - LIGHT MAINTENANCE REPAIRS. INVOICE EVC-20190	OCT-2011
11,633	Other	EVANS CONSTRUCTION CO INC				599.97	935403	EVC20191	EVANS CONSTRUCTION - EARLINGTON OFFICE - LIGHT MAINTENANCE REPAIRS. INVOICE EVC-20188	OCT-2011
11,634	Other	EVANS CONSTRUCTION CO INC				1,122.76	935403	EVC20192	EVANS CONSTRUCTION - EARLINGTON WEST TECH - LIGHT MAINTENANCE REPAIRS. INVOICE EVC-20192	OCT-2011
11,635	Other	EVANS CONSTRUCTION CO INC				529.06	935402	EVC20193	EVANS CONSTRUCTION - EARLINGTON STRM - LIGHT MAINTENANCE REPAIRS. INVOICE EVC-20193	OCT-2011
11,636	Other	EVANS CONSTRUCTION CO INC				272.42	903003	EVC20195	EVANS CONSTRUCTION - EDDYVILLE OFFICE - LIGHT MAINTENANCE REPAIRS. INVOICE EVC-20195	OCT-2011
11,637	Other	EVANS CONSTRUCTION CO INC				154.21	935402	EVC20196	EVANS CONSTRUCTION - EDDYVILLE STRM - LIGHT MAINTENANCE REPAIRS. INVOICE EVC-20196	OCT-2011
11,638	Other	EVANS CONSTRUCTION CO INC				619.10	935403	EVC20197	EVANS CONSTRUCTION - E-TOWN OFFICE - LIGHT MAINTENANCE REPAIRS. INVOICE EVC-20197	OCT-2011
11,639	Other	EVANS CONSTRUCTION CO INC				1,442.05	935403	EVC20198	EVANS CONSTRUCTION - GEORGETOWN OFFICE - LIGHT MAINTENANCE REPAIRS. INVOICE EVC-20198	OCT-2011
11,640	Other	EVANS CONSTRUCTION CO INC				186.13	935402	EVC20200	EVANS CONSTRUCTION - GEORGETOWN OLD STORAGE BLDG - LIGHT MAINTENANCE REPAIRS. INVOICE EVC-20200	OCT-2011
11,641	Other	EVANS CONSTRUCTION CO INC				945.00	935403	EVC20201	EVANS CONSTRUCTION - GEORGETOWN SUBSTATION - LIGHT MAINTENANCE REPAIRS. INVOICE EVC-20201	OCT-2011
11,642	Other	EVANS CONSTRUCTION CO INC				99.33	935402	EVC20202	EVANS CONSTRUCTION - GEORGETOWN OPEN LOT - LIGHT MAINTENANCE REPAIRS. INVOICE EVC-20202	OCT-2011
11,643	Other	EVANS CONSTRUCTION CO INC				137.41	935403	EVC20203	EVANS CONSTRUCTION - GREENVILLE OFFICE - LIGHT MAINTENANCE REPAIRS. INVOICE EVC-20203	OCT-2011
11,644	Other	EVANS CONSTRUCTION CO INC				180.00	935402	EVC20204	EVANS CONSTRUCTION - HARLAN STRM - LIGHT MAINTENANCE REPAIRS. INVOICE EVC-20204	OCT-2011
11,645	Other	EVANS CONSTRUCTION CO INC				185.77	586100	EVC20205	EVANS CONSTRUCTION - LEX METER DEPT - LIGHT MAINTENANCE REPAIRS. INVOICE EVC-20205	OCT-2011
11,646	Other	EVANS CONSTRUCTION CO INC				6,830.31	921003	EVC20206	EVANS CONSTRUCTION - LEX OP CENTER - LIGHT MAINTENANCE REPAIRS. INVOICE EVC-20206	OCT-2011
11,647	Other	EVANS CONSTRUCTION CO INC				246.89	588100	EVC20207	EVANS CONSTRUCTION - LEX SUB/RELAY - LIGHT MAINTENANCE REPAIRS. INVOICE EVC-20206	OCT-2011
11,648	Other	EVANS CONSTRUCTION CO INC				250.80	935403	EVC20208	EVANS CONSTRUCTION -LONDON OFFICE - LIGHT MAINTENANCE REPAIRS. INVOICE EVC-20208	OCT-2011
11,649	Other	EVANS CONSTRUCTION CO INC				140.00	583001	EVC20209	EVANS CONSTRUCTION -LONDON STRM - LIGHT MAINTENANCE REPAIRS. INVOICE EVC-20209	OCT-2011
11,650	Other	EVANS CONSTRUCTION CO INC				240.00	935403	EVC20211	EVANS CONSTRUCTION -MOREHEAD OFFICE - LIGHT MAINTENANCE REPAIRS. INVOICE EVC-19691	OCT-2011
11,651	Other	EVANS CONSTRUCTION CO INC				2,136.90	935403	EVC20212	EVANS CONSTRUCTION -MIDDLESBORO OFFICE - LIGHT MAINTENANCE REPAIRS. INVOICE EVC-20212	OCT-2011
11,652	Other	EVANS CONSTRUCTION CO INC				3,128.68	921003	EVC20213	EVANS CONSTRUCTION -MIDWAY SVC CENTER - LIGHT MAINTENANCE REPAIRS. INVOICE EVC-20213	OCT-2011
11,653	Other	EVANS CONSTRUCTION CO INC				315.00	935403	EVC20214	EVANS CONSTRUCTION -MOREHEAD OFFICE - LIGHT MAINTENANCE REPAIRS. INVOICE EVC-20214	OCT-2011
11,654	Other	EVANS CONSTRUCTION CO INC				135.98	935403	EVC20215	EVANS CONSTRUCTION -MORGANFIELD OFFICE - LIGHT MAINTENANCE REPAIRS. INVOICE EVC-20215	OCT-2011
11,655	Other	EVANS CONSTRUCTION CO INC				231.17	935403	EVC20217	EVANS CONSTRUCTION - MT STERLING OFFICE - LIGHT MAINTENANCE REPAIRS. INVOICE EVC-20217	OCT-2011
11,656	Other	EVANS CONSTRUCTION CO INC				77.11	935402	EVC20218	EVANS CONSTRUCTION - MT STERLING TRM - LIGHT MAINTENANCE REPAIRS. INVOICE EVC-20217	OCT-2011
11,657	Other	EVANS CONSTRUCTION CO INC				567.00	935402	EVC20219	EVANS CONSTRUCTION -NORTON OFFICE - LIGHT MAINTENANCE REPAIRS. INVOICE EVC-20219	OCT-2011

KENTUCKY UTILITIES COMPANY
Case No. 2012- 00221
Analysis of Professional Services Expenses For the Test Year

(A)	(B)	(C)	(D)	(E)	(F)	(G)	(H)	(I)		
Line No.	Type	Vendor	Rate Case	Audit	Other	Total	Account	Invoice	Description	Period
11,658	Other	EVANS CONSTRUCTION CO INC				8,253.12	921003	EVC20220	EVANS CONSTRUCTION - ONE QUALITY - LIGHT MAINTENANCE REPAIRS. INVOICE EVC-20220	OCT-2011
11,659	Other	EVANS CONSTRUCTION CO INC				64.88	935403	EVC20222	EVANS CONSTRUCTION - PARIS OFFICE - LIGHT MAINTENANCE REPAIRS. INVOICE EVC-20222	OCT-2011
11,660	Other	EVANS CONSTRUCTION CO INC				123.30	921002	EVC20223	EVANS CONSTRUCTION - PINEVILLE - LIGHT MAINTENANCE REPAIRS. INVOICE EVC-20223	OCT-2011
11,661	Other	EVANS CONSTRUCTION CO INC				123.30	903930	EVC20223	EVANS CONSTRUCTION - PINEVILLE - LIGHT MAINTENANCE REPAIRS. INVOICE EVC-20223	OCT-2011
11,662	Other	EVANS CONSTRUCTION CO INC				123.30	580100	EVC20223	EVANS CONSTRUCTION - PINEVILLE - LIGHT MAINTENANCE REPAIRS. INVOICE EVC-20223	OCT-2011
11,663	Other	EVANS CONSTRUCTION CO INC				123.30	580100	EVC20223	EVANS CONSTRUCTION - PINEVILLE - LIGHT MAINTENANCE REPAIRS. INVOICE EVC-20223	OCT-2011
11,664	Other	EVANS CONSTRUCTION CO INC				513.03	935403	EVC20224	EVANS CONSTRUCTION - RICHMOND OFFICE - LIGHT MAINTENANCE REPAIRS. INVOICE EVC-20224	OCT-2011
11,665	Other	EVANS CONSTRUCTION CO INC				2,139.96	935402	EVC20225	EVANS CONSTRUCTION - RICHMOND STRM - LIGHT MAINTENANCE REPAIRS. INVOICE EVC-20225	OCT-2011
11,666	Other	EVANS CONSTRUCTION CO INC				391.41	935403	EVC20226	EVANS CONSTRUCTION - SHELBYVILLE OFFICE - LIGHT MAINTENANCE REPAIRS. INVOICE EVC-20225	OCT-2011
11,667	Other	EVANS CONSTRUCTION CO INC				1,322.52	923100	EVC20227	EVANS CONST-SOMERSET STOREROOM - LABOR TO CLEAN THE LOT AND TO APPLY 2 COAST OF SEALANT (USING SEAL MASTER COAL TAR SEALER WITH SAND AND TOP TUFF POLYMER) PLUS A 3RD COAT ON THE ENTRANCE AND STRIPING THE PARKING LOT (QUOTE DATED 8/31/2011)	OCT-2011
11,668	Other	EVANS CONSTRUCTION CO INC				881.68	923100	EVC20227	EVANS CONST-SOMERSET STOREROOM - LABOR TO CLEAN THE LOT AND TO APPLY 2 COAST OF SEALANT (USING SEAL MASTER COAL TAR SEALER WITH SAND AND TOP TUFF POLYMER) PLUS A 3RD COAT ON THE ENTRANCE AND STRIPING THE PARKING LOT (QUOTE DATED 8/31/2011)	OCT-2011
11,669	Other	EVANS CONSTRUCTION CO INC				525.91	935403	EVC20232	EVANS CONSTRUCTION - WINCHESTER OFFICE - LIGHT MAINTENANCE REPAIRS. INVOICE EVC-20232	OCT-2011
11,670	Other	EVANS CONSTRUCTION CO INC				336.00	935403	EVC20233	EVANS CONSTRUCTION - WINCHESTER SUBSTATION - LIGHT MAINTENANCE REPAIRS. INVOICE EVC-20233	OCT-2011
11,671	Other	EVANS CONSTRUCTION CO INC				210.00	935402	EVC20234	EVANS CONSTRUCTION - WINCHESTER STRM - LIGHT MAINTENANCE REPAIRS. INVOICE EVC-20234	OCT-2011
11,672	Other	EVANS CONSTRUCTION CO INC				605.19	935403	EVC20235	BARLOW BUS OFFICE-JANITORIAL SERVICES THROUGH END OF 2011	OCT-2011
11,673	Other	EVANS CONSTRUCTION CO INC				82.53	935403	EVC20235	BARLOW BUS OFFICE-JANITORIAL SERVICES THROUGH END OF 2011	OCT-2011
11,674	Other	EVANS CONSTRUCTION CO INC				345.88	935403	EVC20236	BIG STONE GAP JANITORIAL SERVICES - THROUGH END OF 2011	OCT-2011
11,675	Other	EVANS CONSTRUCTION CO INC				47.17	935403	EVC20236	BIG STONE GAP JANITORIAL SERVICES - THROUGH END OF 2011	OCT-2011
11,676	Other	EVANS CONSTRUCTION CO INC				3,001.13	512005	EVC20236BR	BUST CONCRETE SLAB OVER #3 S.W. SUPPLY LINE TO FGD	OCT-2011
11,677	Other	EVANS CONSTRUCTION CO INC				475.63	935403	EVC20237	CAMPBELLSVILLE BUS OFFICE-JANITORIAL SERVICES THROUGH END OF 2011	OCT-2011
11,678	Other	EVANS CONSTRUCTION CO INC				64.86	935403	EVC20237	CAMPBELLSVILLE BUS OFFICE-JANITORIAL SERVICES THROUGH END OF 2011	OCT-2011
11,679	Other	EVANS CONSTRUCTION CO INC				290.88	935402	EVC20238	CAMPBELLSVILLE STRM JANITORIAL SERVICES THROUGH END OF 2011	OCT-2011
11,680	Other	EVANS CONSTRUCTION CO INC				39.67	935402	EVC20238	CAMPBELLSVILLE STRM JANITORIAL SERVICES THROUGH END OF 2011	OCT-2011
11,681	Other	EVANS CONSTRUCTION CO INC				469.33	923100	EVC20239	CARROLLTON STOREROOM-JANITORIAL SERVICES THROUGH END OF 2011	OCT-2011
11,682	Other	EVANS CONSTRUCTION CO INC				64.00	923100	EVC20239	CARROLLTON STOREROOM-JANITORIAL SERVICES THROUGH END OF 2011	OCT-2011
11,683	Other	EVANS CONSTRUCTION CO INC				2,426.22	935403	EVC20240	DANVILLE BUSINESS OFFICE-JANITORIAL SERVICES THROUGH END OF 2011	OCT-2011
11,684	Other	EVANS CONSTRUCTION CO INC				330.85	935403	EVC20240	DANVILLE BUSINESS OFFICE-JANITORIAL SERVICES THROUGH END OF 2011	OCT-2011
11,685	Other	EVANS CONSTRUCTION CO INC				620.43	935402	EVC20241	DANVILLE STOREROOM - JANITORIAL SERVICES THROUGH END OF 2011	OCT-2011
11,686	Other	EVANS CONSTRUCTION CO INC				84.60	935402	EVC20241	DANVILLE STOREROOM - JANITORIAL SERVICES THROUGH END OF 2011	OCT-2011
11,687	Other	EVANS CONSTRUCTION CO INC				1,250.03	588100	EVC20242	DANVILLE SUBSTATION OFFICE -JANITORIAL SERVICES THROUGH END OF 2011	OCT-2011
11,688	Other	EVANS CONSTRUCTION CO INC				170.46	588100	EVC20242	DANVILLE SUBSTATION OFFICE -JANITORIAL SERVICES THROUGH END OF 2011	OCT-2011
11,689	Other	EVANS CONSTRUCTION CO INC				97.94	935402	EVC20243	DANVILLE TRAINING BLDG-- JANITORIAL SERVICES THROUGH END OF 2011	OCT-2011
11,690	Other	EVANS CONSTRUCTION CO INC				13.36	935402	EVC20243	DANVILLE TRAINING BLDG-- JANITORIAL SERVICES THROUGH END OF 2011	OCT-2011
11,691	Other	EVANS CONSTRUCTION CO INC				538.24	935403	EVC20244	EARLINGTON STOREROOM-JANITORIAL SERVICES THROUGH END OF 2011	OCT-2011

KENTUCKY UTILITIES COMPANY
Case No. 2012- 00221
Analysis of Professional Services Expenses For the Test Year

(A)	(B)	(C)	(D)	(E)	(F)	(G)	(H)	(I)		
Line No.	Type	Vendor	Rate Case	Audit	Other	Total	Account	Invoice	Description	Period
11,692	Other	EVANS CONSTRUCTION CO INC				73.40	935403	EVC20244	EARLINGTON STOREROOM-JANITORIAL SERVICES THROUGH END OF 2011	OCT-2011
11,693	Other	EVANS CONSTRUCTION CO INC				1,763.35	935403	EVC20245	EARLINGTON WEST TECH-JANITORIAL SERVICES THROUGH END OF 2011	OCT-2011
11,694	Other	EVANS CONSTRUCTION CO INC				240.46	935403	EVC20245	EARLINGTON WEST TECH-JANITORIAL SERVICES THROUGH END OF 2011	OCT-2011
11,695	Other	EVANS CONSTRUCTION CO INC				660.80	935403	EVC20246	EDDYVILLE BUS OFFICE - JANITORIAL SERVICES THROUGH END OF 2011	OCT-2011
11,696	Other	EVANS CONSTRUCTION CO INC				90.11	935403	EVC20246	EDDYVILLE BUS OFFICE - JANITORIAL SERVICES THROUGH END OF 2011	OCT-2011
11,697	Other	EVANS CONSTRUCTION CO INC				264.04	935403	EVC20247	EDDYVILLE STOREROOM-JANITORIAL SERVICES THROUGH END OF 2011	OCT-2011
11,698	Other	EVANS CONSTRUCTION CO INC				36.01	935403	EVC20247	EDDYVILLE STOREROOM-JANITORIAL SERVICES THROUGH END OF 2011	OCT-2011
11,699	Other	EVANS CONSTRUCTION CO INC				2,205.68	935403	EVC20248	E-TOWN BUS OFFICE - JANITORIAL SERVICES THROUGH END OF 2011	OCT-2011
11,700	Other	EVANS CONSTRUCTION CO INC				300.78	935403	EVC20248	E-TOWN BUS OFFICE - JANITORIAL SERVICES THROUGH END OF 2011	OCT-2011
11,701	Other	EVANS CONSTRUCTION CO INC				1,234.68	935403	EVC20263	MAYSVILLE BUS OFFICE - JANITORIAL SERVICES THROUGH END OF 2011	OCT-2011
11,702	Other	EVANS CONSTRUCTION CO INC				168.36	935403	EVC20263	MAYSVILLE BUS OFFICE - JANITORIAL SERVICES THROUGH END OF 2011	OCT-2011
11,703	Other	EVANS CONSTRUCTION CO INC				119.57	935403	EVC20264	MAYSVILLE STOREROOM -JANITORIAL SERVICES THROUGH END OF 2011	OCT-2011
11,704	Other	EVANS CONSTRUCTION CO INC				16.30	935403	EVC20264	MAYSVILLE STOREROOM -JANITORIAL SERVICES THROUGH END OF 2011	OCT-2011
11,705	Other	EVANS CONSTRUCTION CO INC				1,058.54	935403	EVC20265	MIDDLESBORO BUS OFFICE - JANITORIAL SERVICES THROUGH END OF 2011	OCT-2011
11,706	Other	EVANS CONSTRUCTION CO INC				144.35	935403	EVC20265	MIDDLESBORO BUS OFFICE - JANITORIAL SERVICES THROUGH END OF 2011	OCT-2011
11,707	Other	EVANS CONSTRUCTION CO INC				1,390.34	921003	EVC20266	MIDWAY-JANITORIAL SERVICES THROUGH END OF 2011	OCT-2011
11,708	Other	EVANS CONSTRUCTION CO INC				189.59	921003	EVC20266	MIDWAY-JANITORIAL SERVICES THROUGH END OF 2011	OCT-2011
11,709	Other	EVANS CONSTRUCTION CO INC				989.28	935403	EVC20267	MOREHEAD BUS OFFICE - JANITORIAL SERVICES THROUGH END OF 2011	OCT-2011
11,710	Other	EVANS CONSTRUCTION CO INC				134.90	935403	EVC20267	MOREHEAD BUS OFFICE - JANITORIAL SERVICES THROUGH END OF 2011	OCT-2011
11,711	Other	EVANS CONSTRUCTION CO INC				2,753.05	935403	EVC20268	MORGANFIELD BUS OFFICE - JANITORIAL SERVICES THROUGH END OF 2011	OCT-2011
11,712	Other	EVANS CONSTRUCTION CO INC				375.42	935403	EVC20268	MORGANFIELD BUS OFFICE - JANITORIAL SERVICES THROUGH END OF 2011	OCT-2011
11,713	Other	EVANS CONSTRUCTION CO INC				655.48	935403	EVC20269	MORGANFIELD STRM-JANITORIAL SERVICES THROUGH END OF 2011	OCT-2011
11,714	Other	EVANS CONSTRUCTION CO INC				89.38	935403	EVC20269	MORGANFIELD STRM-JANITORIAL SERVICES THROUGH END OF 2011	OCT-2011
11,715	Other	EVANS CONSTRUCTION CO INC				1,231.39	935403	EVC20270	MT STERLING - JANITORIAL SERVICES THROUGH END OF 2011	OCT-2011
11,716	Other	EVANS CONSTRUCTION CO INC				167.92	935403	EVC20270	MT STERLING - JANITORIAL SERVICES THROUGH END OF 2011	OCT-2011
11,717	Other	EVANS CONSTRUCTION CO INC				321.75	588100	EVC20271	MT STERLING STOREROOM-JANITORIAL SERVICES THROUGH END OF 2011	OCT-2011
11,718	Other	EVANS CONSTRUCTION CO INC				43.87	588100	EVC20271	MT STERLING STOREROOM-JANITORIAL SERVICES THROUGH END OF 2011	OCT-2011
11,719	Other	EVANS CONSTRUCTION CO INC				1,018.52	935403	EVC20273	NORTON BUS OFFICE - JANITORIAL SERVICES THROUGH END OF 2011	OCT-2011
11,720	Other	EVANS CONSTRUCTION CO INC				138.89	935403	EVC20273	NORTON BUS OFFICE - JANITORIAL SERVICES THROUGH END OF 2011	OCT-2011
11,721	Other	EVANS CONSTRUCTION CO INC				395.25	935403	EVC20274	NORTON STOREROOM-JANITORIAL SERVICES THROUGH END OF 2011	OCT-2011
11,722	Other	EVANS CONSTRUCTION CO INC				53.90	935403	EVC20274	NORTON STOREROOM-JANITORIAL SERVICES THROUGH END OF 2011	OCT-2011
11,723	Other	EVANS CONSTRUCTION CO INC				17,869.77	921003	EVC20275	ONE QUALITY - JANITORIAL SERVICES THROUGH END OF 2011	OCT-2011
11,724	Other	EVANS CONSTRUCTION CO INC				2,436.79	921003	EVC20275	ONE QUALITY - JANITORIAL SERVICES THROUGH END OF 2011	OCT-2011
11,725	Other	EVANS CONSTRUCTION CO INC				513.62	935403	EVC20276	PARIS BUS OFFICE - JANITORIAL SERVICES THROUGH END OF 2011	OCT-2011
11,726	Other	EVANS CONSTRUCTION CO INC				70.04	935403	EVC20276	PARIS BUS OFFICE - JANITORIAL SERVICES THROUGH END OF 2011	OCT-2011
11,727	Other	EVANS CONSTRUCTION CO INC				272.43	935402	EVC20277	PARIS STOREROOM-JANITORIAL SERVICES THROUGH END OF 2011	OCT-2011
11,728	Other	EVANS CONSTRUCTION CO INC				37.15	935402	EVC20277	PARIS STOREROOM-JANITORIAL SERVICES THROUGH END OF 2011	OCT-2011
11,729	Other	EVANS CONSTRUCTION CO INC				867.08	935403	EVC20278	PENNINGTON GAP BUS OFFICE- JANITORIAL SERVICES THROUGH END OF 2011	OCT-2011
11,730	Other	EVANS CONSTRUCTION CO INC				118.24	935403	EVC20278	PENNINGTON GAP BUS OFFICE- JANITORIAL SERVICES THROUGH END OF 2011	OCT-2011
11,731	Other	EVANS CONSTRUCTION CO INC				304.81	935403	EVC20279	PENNINGTON GAP STOREROOM-JANITORIAL SERVICES THROUGH END OF 2011	OCT-2011
11,732	Other	EVANS CONSTRUCTION CO INC				41.57	935403	EVC20279	PENNINGTON GAP STOREROOM-JANITORIAL SERVICES THROUGH END OF 2011	OCT-2011
11,733	Other	EVANS CONSTRUCTION CO INC				171.70	921002	EVC20280	PINEVILLE COMPLEX-JANITORIAL SERVICES THROUGH END OF 2011	OCT-2011
11,734	Other	EVANS CONSTRUCTION CO INC				171.70	903930	EVC20280	PINEVILLE COMPLEX-JANITORIAL SERVICES THROUGH END OF 2011	OCT-2011
11,735	Other	EVANS CONSTRUCTION CO INC				171.70	580100	EVC20280	PINEVILLE COMPLEX-JANITORIAL SERVICES THROUGH END OF 2011	OCT-2011
11,736	Other	EVANS CONSTRUCTION CO INC				171.70	580100	EVC20280	PINEVILLE COMPLEX-JANITORIAL SERVICES THROUGH END OF 2011	OCT-2011
11,737	Other	EVANS CONSTRUCTION CO INC				71.43	923900	EVC20281	PINEVILLE TELECOM-JANITORIAL SERVICES TO THE END OF CONTRACT	OCT-2011
11,738	Other	EVANS CONSTRUCTION CO INC				1,647.06	935403	EVC20282	RICHMOND BUS OFFICE - JANITORIAL SERVICES THROUGH END OF 2011	OCT-2011
11,739	Other	EVANS CONSTRUCTION CO INC				224.60	935403	EVC20282	RICHMOND BUS OFFICE - JANITORIAL SERVICES THROUGH END OF 2011	OCT-2011
11,740	Other	EVANS CONSTRUCTION CO INC				1,122.11	935402	EVC20283	RICHMOND STRM AND CLAY DR-JANITORIAL SERVICES THROUGH END OF 2011	OCT-2011
11,741	Other	EVANS CONSTRUCTION CO INC				280.53	935402	EVC20283	RICHMOND STRM AND CLAY DR-JANITORIAL SERVICES THROUGH END OF 2011	OCT-2011

KENTUCKY UTILITIES COMPANY
Case No. 2012- 00221
Analysis of Professional Services Expenses For the Test Year

(A)	(B)	(C)	(D)	(E)	(F)	(G)	(H)	(I)		
Line No.	Type	Vendor	Rate Case	Audit	Other	Total	Account	Invoice	Description	Period
11,742	Other	EVANS CONSTRUCTION CO INC				1,155.20	935403	EVC20284	SHELBYVILLE BUS OFFICE - JANITORIAL SERVICES THROUGH END OF 2011	OCT-2011
11,743	Other	EVANS CONSTRUCTION CO INC				157.53	935403	EVC20284	SHELBYVILLE BUS OFFICE - JANITORIAL SERVICES THROUGH END OF 2011	OCT-2011
11,744	Other	EVANS CONSTRUCTION CO INC				592.53	935403	EVC20285	SHELBYVILLE STOREROOM-JANITORIAL SERVICES THROUGH END OF 2011	OCT-2011
11,745	Other	EVANS CONSTRUCTION CO INC				80.80	935403	EVC20285	SHELBYVILLE STOREROOM-JANITORIAL SERVICES THROUGH END OF 2011	OCT-2011
11,746	Other	EVANS CONSTRUCTION CO INC				1,831.40	935403	EVC20286	SOMERSET BUS OFFICE - JANITORIAL SERVICES THROUGH END OF 2011	OCT-2011
11,747	Other	EVANS CONSTRUCTION CO INC				249.74	935403	EVC20286	SOMERSET BUS OFFICE - JANITORIAL SERVICES THROUGH END OF 2011	OCT-2011
11,748	Other	EVANS CONSTRUCTION CO INC				324.70	923100	EVC20287	SOMERSET STOREROOM-JANITORIAL SERVICES THROUGH END OF 2011	OCT-2011
11,749	Other	EVANS CONSTRUCTION CO INC				81.17	923100	EVC20287	SOMERSET STOREROOM-JANITORIAL SERVICES THROUGH END OF 2011	OCT-2011
11,750	Other	EVANS CONSTRUCTION CO INC				2,389.79	935403	EVC20288	VERSAILLES BUS OFFICE - JANITORIAL SERVICES THROUGH END OF 2011	OCT-2011
11,751	Other	EVANS CONSTRUCTION CO INC				325.88	935403	EVC20288	VERSAILLES BUS OFFICE - JANITORIAL SERVICES THROUGH END OF 2011	OCT-2011
11,752	Other	EVANS CONSTRUCTION CO INC				724.95	935403	EVC20289	WINCHESTER BUS OFFICE - JANITORIAL SERVICES THROUGH END OF 2011	OCT-2011
11,753	Other	EVANS CONSTRUCTION CO INC				98.86	935403	EVC20289	WINCHESTER BUS OFFICE - JANITORIAL SERVICES THROUGH END OF 2011	OCT-2011
11,754	Other	EVANS CONSTRUCTION CO INC				521.13	583001	EVC20290	E-TOWN STOREROOM-JANITORIAL SERVICES THROUGH END OF 2011	OCT-2011
11,755	Other	EVANS CONSTRUCTION CO INC				71.06	583001	EVC20290	E-TOWN STOREROOM-JANITORIAL SERVICES THROUGH END OF 2011	OCT-2011
11,756	Other	EVANS CONSTRUCTION CO INC				1,487.37	935403	EVC20291	GEORGETOWN BUS OFFICE - JANITORIAL SERVICES THROUGH END OF 2011	OCT-2011
11,757	Other	EVANS CONSTRUCTION CO INC				202.82	935403	EVC20291	GEORGETOWN BUS OFFICE - JANITORIAL SERVICES THROUGH END OF 2011	OCT-2011
11,758	Other	EVANS CONSTRUCTION CO INC				1,793.82	935403	EVC20292	GREENVILLE BUS OFFICE - JANITORIAL SERVICES THROUGH END OF 2011	OCT-2011
11,759	Other	EVANS CONSTRUCTION CO INC				244.61	935403	EVC20292	GREENVILLE BUS OFFICE - JANITORIAL SERVICES THROUGH END OF 2011	OCT-2011
11,760	Other	EVANS CONSTRUCTION CO INC				197.67	935403	EVC20293	GREENVILLE STOREROOM -JANITORIAL SERVICES THROUGH END OF 2011	OCT-2011
11,761	Other	EVANS CONSTRUCTION CO INC				26.96	935403	EVC20293	GREENVILLE STOREROOM -JANITORIAL SERVICES THROUGH END OF 2011	OCT-2011
11,762	Other	EVANS CONSTRUCTION CO INC				718.39	935403	EVC20294	HARLAN BUS OFFICE - JANITORIAL SERVICES THROUGH END OF 2011	OCT-2011
11,763	Other	EVANS CONSTRUCTION CO INC				97.96	935403	EVC20294	HARLAN BUS OFFICE - JANITORIAL SERVICES THROUGH END OF 2011	OCT-2011
11,764	Other	EVANS CONSTRUCTION CO INC				559.42	935403	EVC20295	HARLAN STOREROOM-JANITORIAL SERVICES BEGINNING JAN 2012 FOR ESTIMATED 36 MONTHS	OCT-2011
11,765	Other	EVANS CONSTRUCTION CO INC				76.28	935403	EVC20295	HARLAN STOREROOM-JANITORIAL SERVICES BEGINNING JAN 2012 FOR ESTIMATED 36 MONTHS	OCT-2011
11,766	Other	EVANS CONSTRUCTION CO INC				75.00	935403	EVC20296	LEBANON JANITORIAL SERVICES THROUGH END OF 2011	OCT-2011
11,767	Other	EVANS CONSTRUCTION CO INC				1,055.60	935403	EVC20297	LEX METER - JANITORIAL SERVICES THROUGH END OF 2011	OCT-2011
11,768	Other	EVANS CONSTRUCTION CO INC				143.95	935403	EVC20297	LEX METER - JANITORIAL SERVICES THROUGH END OF 2011	OCT-2011
11,769	Other	EVANS CONSTRUCTION CO INC				4,658.72	935403	EVC20298	LEX. OP CTR - JANITORIAL SERVICES BEGINNING JAN 2012 FOR ESTIMATED 36 MONTHS	OCT-2011
11,770	Other	EVANS CONSTRUCTION CO INC				635.28	935403	EVC20298	LEX. OP CTR - JANITORIAL SERVICES BEGINNING JAN 2012 FOR ESTIMATED 36 MONTHS	OCT-2011
11,771	Other	EVANS CONSTRUCTION CO INC				692.60	935402	EVC20299	LEXINGTON SUBSTATION-JANITORIAL SERVICES THROUGH END OF 2011	OCT-2011
11,772	Other	EVANS CONSTRUCTION CO INC				94.44	935402	EVC20299	LEXINGTON SUBSTATION-JANITORIAL SERVICES THROUGH END OF 2011	OCT-2011
11,773	Other	EVANS CONSTRUCTION CO INC				635.53	923900	EVC20300	LEXINGTON TELECOM - JANITORIAL SERVICES TO END OF CONTRACT	OCT-2011
11,774	Other	EVANS CONSTRUCTION CO INC				66.00	935403	EVC20301	LIVERMORE-JANITORIAL SERVICES THROUGH END OF 2011	OCT-2011
11,775	Other	EVANS CONSTRUCTION CO INC				9.00	935403	EVC20301	LIVERMORE-JANITORIAL SERVICES THROUGH END OF 2011	OCT-2011
11,776	Other	EVANS CONSTRUCTION CO INC				1,200.05	935403	EVC20302	LONDON BUS OFFICE - JANITORIAL SERVICES THROUGH END OF 2011	OCT-2011
11,777	Other	EVANS CONSTRUCTION CO INC				163.64	935403	EVC20302	LONDON BUS OFFICE - JANITORIAL SERVICES THROUGH END OF 2011	OCT-2011
11,778	Other	EVANS CONSTRUCTION CO INC				3,153.15	923900	EVC20304	EVANS CONSTRUCTION - SIMPSONVILLE - LIGHT MAINTENANCE/JANITORIAL. INVOICE EVC-20304	OCT-2011
11,779	Other	EVANS CONSTRUCTION CO INC				770.77	923900	EVC20304	EVANS CONSTRUCTION - SIMPSONVILLE - LIGHT MAINTENANCE/JANITORIAL. INVOICE EVC-20304	OCT-2011
11,780	Other	EVANS CONSTRUCTION CO INC				26,996.17	511100	EVC20305	JANITORIAL SERVICES FOR SEPTEMBER 2011	OCT-2011
11,781	Other	EVANS CONSTRUCTION CO INC				1,688.30	511100	EVC20305	JANITORIAL SERVICES FOR SEPTEMBER 2011	OCT-2011
11,782	Other	EVANS CONSTRUCTION CO INC				27,085.57	501090	EVC20306	COAL YARD MAINTENANCE FOR EW BROWN 09/05 - 10/02/11	OCT-2011
11,783	Other	EVANS CONSTRUCTION CO INC				66.00	588100	EVC20309	Truck washing Sept 2011	OCT-2011
11,784	Other	EVANS CONSTRUCTION CO INC				66.00	588100	EVC20309	Truck washing Sept 2011	OCT-2011
11,785	Other	EVANS CONSTRUCTION CO INC				66.00	588100	EVC20309	Truck washing Sept 2011	OCT-2011
11,786	Other	EVANS CONSTRUCTION CO INC				66.00	588100	EVC20309	Truck washing Sept 2011	OCT-2011
11,787	Other	EVANS CONSTRUCTION CO INC				66.00	588100	EVC20309	Truck washing Sept 2011	OCT-2011
11,788	Other	EVANS CONSTRUCTION CO INC				64.00	588100	EVC20309	Truck washing Sept 2011	OCT-2011
11,789	Other	EVANS CONSTRUCTION CO INC				44.00	588100	EVC20309	Truck washing Sept 2011	OCT-2011
11,790	Other	EVANS CONSTRUCTION CO INC				44.00	588100	EVC20309	Truck washing Sept 2011	OCT-2011
11,791	Other	EVANS CONSTRUCTION CO INC				22.00	588100	EVC20309	Truck washing Sept 2011	OCT-2011
11,792	Other	EVANS CONSTRUCTION CO INC				22.00	588100	EVC20309	Truck washing Sept 2011	OCT-2011
11,793	Other	EVANS CONSTRUCTION CO INC				22.00	588100	EVC20309	Truck washing Sept 2011	OCT-2011

KENTUCKY UTILITIES COMPANY
Case No. 2012- 00221
Analysis of Professional Services Expenses For the Test Year

(A)	(B)	(C)	(D)	(E)	(F)	(G)	(H)	(I)		
Line No.	Type	Vendor	Rate Case	Audit	Other	Total	Account	Invoice	Description	Period
11,794	Other	EVANS CONSTRUCTION CO INC				460.80	502100	EVC20310	PROVIDE JANITORIAL WORK FOR SYS LAB 3/11/11 THRU 12/31/11	NOV-2011
11,795	Other	EVANS CONSTRUCTION CO INC				1,959.30	501090	EVC20311	PROVIDE SERVICES FOR COAL SAMPLE PREPARATION AT SYSTEM LAB 3/1/2011-12/31/2011	NOV-2011
11,796	Other	EVANS CONSTRUCTION CO INC				1,183.36	506100	EVC20313	LABOR TO CLEAN TYRONE PLANT	OCT-2011
11,797	Other	EVANS CONSTRUCTION CO INC				964.40	506100	EVC20314	LABOR TO TEST AND TREAT TYRONE SEWAGE WATER	OCT-2011
11,798	Other	EVANS CONSTRUCTION CO INC				1,304.11	513100	EVC20326	PAYMENT OF INVOICE #EVC20326--GHENT FACILITY MAINTENANCE FOR THE PERIOD 10/3 THRU 10/9/2011	OCT-2011
11,799	Other	EVANS CONSTRUCTION CO INC				766.08	512017	EVC20326	PAYMENT OF INVOICE #EVC20326--GHENT FACILITY MAINTENANCE FOR THE PERIOD 10/3 THRU 10/9/2011	OCT-2011
11,800	Other	EVANS CONSTRUCTION CO INC				709.85	511100	EVC20326	PAYMENT OF INVOICE #EVC20326--GHENT FACILITY MAINTENANCE FOR THE PERIOD 10/3 THRU 10/9/2011	OCT-2011
11,801	Other	EVANS CONSTRUCTION CO INC				588.80	511100	EVC20326	PAYMENT OF INVOICE #EVC20326--GHENT FACILITY MAINTENANCE FOR THE PERIOD 10/3 THRU 10/9/2011	OCT-2011
11,802	Other	EVANS CONSTRUCTION CO INC				428.93	511100	EVC20326	PAYMENT OF INVOICE #EVC20326--GHENT FACILITY MAINTENANCE FOR THE PERIOD 10/3 THRU 10/9/2011	OCT-2011
11,803	Other	EVANS CONSTRUCTION CO INC				156.07	511100	EVC20326	PAYMENT OF INVOICE #EVC20326--GHENT FACILITY MAINTENANCE FOR THE PERIOD 10/3 THRU 10/9/2011	OCT-2011
11,804	Other	EVANS CONSTRUCTION CO INC				143.64	511100	EVC20326	PAYMENT OF INVOICE #EVC20326--GHENT FACILITY MAINTENANCE FOR THE PERIOD 10/3 THRU 10/9/2011	OCT-2011
11,805	Other	EVANS CONSTRUCTION CO INC				71.82	511100	EVC20326	PAYMENT OF INVOICE #EVC20326--GHENT FACILITY MAINTENANCE FOR THE PERIOD 10/3 THRU 10/9/2011	OCT-2011
11,806	Other	EVANS CONSTRUCTION CO INC				71.82	511100	EVC20326	PAYMENT OF INVOICE #EVC20326--GHENT FACILITY MAINTENANCE FOR THE PERIOD 10/3 THRU 10/9/2011	OCT-2011
11,807	Other	EVANS CONSTRUCTION CO INC				23.94	511100	EVC20326	PAYMENT OF INVOICE #EVC20326--GHENT FACILITY MAINTENANCE FOR THE PERIOD 10/3 THRU 10/9/2011	OCT-2011
11,808	Other	EVANS CONSTRUCTION CO INC				2,321.52	512017	EVC20328	GHENT OUTSIDE MAINTENANCE FOR THE PERIOD 10/3 THRU 10/9/11	OCT-2011
11,809	Other	EVANS CONSTRUCTION CO INC				1,139.68	502003	EVC20328	GHENT OUTSIDE MAINTENANCE FOR THE PERIOD 10/3 THRU 10/9/11	OCT-2011
11,810	Other	EVANS CONSTRUCTION CO INC				556.95	511100	EVC20328	GHENT OUTSIDE MAINTENANCE FOR THE PERIOD 10/3 THRU 10/9/11	OCT-2011
11,811	Other	EVANS CONSTRUCTION CO INC				490.16	513100	EVC20328	GHENT OUTSIDE MAINTENANCE FOR THE PERIOD 10/3 THRU 10/9/11	OCT-2011
11,812	Other	EVANS CONSTRUCTION CO INC				476.16	513100	EVC20328	GHENT OUTSIDE MAINTENANCE FOR THE PERIOD 10/3 THRU 10/9/11	OCT-2011
11,813	Other	EVANS CONSTRUCTION CO INC				387.99	511100	EVC20328	GHENT OUTSIDE MAINTENANCE FOR THE PERIOD 10/3 THRU 10/9/11	OCT-2011
11,814	Other	EVANS CONSTRUCTION CO INC				363.76	513100	EVC20328	GHENT OUTSIDE MAINTENANCE FOR THE PERIOD 10/3 THRU 10/9/11	OCT-2011
11,815	Other	EVANS CONSTRUCTION CO INC				294.00	512017	EVC20328	GHENT OUTSIDE MAINTENANCE FOR THE PERIOD 10/3 THRU 10/9/11	OCT-2011
11,816	Other	EVANS CONSTRUCTION CO INC				288.16	511100	EVC20328	GHENT OUTSIDE MAINTENANCE FOR THE PERIOD 10/3 THRU 10/9/11	OCT-2011
11,817	Other	EVANS CONSTRUCTION CO INC				288.16	511100	EVC20328	GHENT OUTSIDE MAINTENANCE FOR THE PERIOD 10/3 THRU 10/9/11	OCT-2011
11,818	Other	EVANS CONSTRUCTION CO INC				288.16	511100	EVC20328	GHENT OUTSIDE MAINTENANCE FOR THE PERIOD 10/3 THRU 10/9/11	OCT-2011
11,819	Other	EVANS CONSTRUCTION CO INC				288.16	511100	EVC20328	GHENT OUTSIDE MAINTENANCE FOR THE PERIOD 10/3 THRU 10/9/11	OCT-2011
11,820	Other	EVANS CONSTRUCTION CO INC				252.08	512100	EVC20328	GHENT OUTSIDE MAINTENANCE FOR THE PERIOD 10/3 THRU 10/9/11	OCT-2011
11,821	Other	EVANS CONSTRUCTION CO INC				252.08	512100	EVC20328	GHENT OUTSIDE MAINTENANCE FOR THE PERIOD 10/3 THRU 10/9/11	OCT-2011
11,822	Other	EVANS CONSTRUCTION CO INC				238.08	513100	EVC20328	GHENT OUTSIDE MAINTENANCE FOR THE PERIOD 10/3 THRU 10/9/11	OCT-2011
11,823	Other	EVANS CONSTRUCTION CO INC				204.00	511100	EVC20328	GHENT OUTSIDE MAINTENANCE FOR THE PERIOD 10/3 THRU 10/9/11	OCT-2011
11,824	Other	EVANS CONSTRUCTION CO INC				204.00	511100	EVC20328	GHENT OUTSIDE MAINTENANCE FOR THE PERIOD 10/3 THRU 10/9/11	OCT-2011
11,825	Other	EVANS CONSTRUCTION CO INC				204.00	511100	EVC20328	GHENT OUTSIDE MAINTENANCE FOR THE PERIOD 10/3 THRU 10/9/11	OCT-2011
11,826	Other	EVANS CONSTRUCTION CO INC				189.06	512100	EVC20328	GHENT OUTSIDE MAINTENANCE FOR THE PERIOD 10/3 THRU 10/9/11	OCT-2011
11,827	Other	EVANS CONSTRUCTION CO INC				144.08	511100	EVC20328	GHENT OUTSIDE MAINTENANCE FOR THE PERIOD 10/3 THRU 10/9/11	OCT-2011
11,828	Other	EVANS CONSTRUCTION CO INC				144.08	514100	EVC20328	GHENT OUTSIDE MAINTENANCE FOR THE PERIOD 10/3 THRU 10/9/11	OCT-2011
11,829	Other	EVANS CONSTRUCTION CO INC				102.00	511100	EVC20328	GHENT OUTSIDE MAINTENANCE FOR THE PERIOD 10/3 THRU 10/9/11	OCT-2011
11,830	Other	EVANS CONSTRUCTION CO INC				63.02	511100	EVC20328	GHENT OUTSIDE MAINTENANCE FOR THE PERIOD 10/3 THRU 10/9/11	OCT-2011
11,831	Other	EVANS CONSTRUCTION CO INC				48.00	513100	EVC20328	GHENT OUTSIDE MAINTENANCE FOR THE PERIOD 10/3 THRU 10/9/11	OCT-2011
11,832	Other	EVANS CONSTRUCTION CO INC				18,246.68	511100	EVC20329	PAYMENT OF INVOICE #EVC20329--GHENT JANITORIAL FOR OCTOBER 2011	OCT-2011
11,833	Other	EVANS CONSTRUCTION CO INC				5,991.45	511100	EVC20329	PAYMENT OF INVOICE #EVC20329--GHENT JANITORIAL FOR OCTOBER 2011	OCT-2011
11,834	Other	EVANS CONSTRUCTION CO INC				3,942.48	511100	EVC20329	PAYMENT OF INVOICE #EVC20329--GHENT JANITORIAL FOR OCTOBER 2011	OCT-2011
11,835	Other	EVANS CONSTRUCTION CO INC				2,995.73	511100	EVC20329	PAYMENT OF INVOICE #EVC20329--GHENT JANITORIAL FOR OCTOBER 2011	OCT-2011
11,836	Other	EVANS CONSTRUCTION CO INC				744.12	554100	EVC20331	CT SITE MAINT 10/03 - 10/09/11	OCT-2011
11,837	Other	EVANS CONSTRUCTION CO INC				400.68	552100	EVC20331	CT SITE MAINT 10/03 - 10/09/11	OCT-2011
11,838	Other	EVANS CONSTRUCTION CO INC				1,845.99	512005	EVC20332	RESIDENTIAL MAINT 10/03- 10/09/11	OCT-2011
11,839	Other	EVANS CONSTRUCTION CO INC				1,377.62	511100	EVC20332	RESIDENTIAL MAINT 10/03- 10/09/11	OCT-2011
11,840	Other	EVANS CONSTRUCTION CO INC				1,059.92	512017	EVC20332	RESIDENTIAL MAINT 10/03- 10/09/11	OCT-2011
11,841	Other	EVANS CONSTRUCTION CO INC				681.15	512017	EVC20332	RESIDENTIAL MAINT 10/03- 10/09/11	OCT-2011
11,842	Other	EVANS CONSTRUCTION CO INC				590.96	511100	EVC20332	RESIDENTIAL MAINT 10/03- 10/09/11	OCT-2011

KENTUCKY UTILITIES COMPANY
Case No. 2012- 00221
Analysis of Professional Services Expenses For the Test Year

(A)	(B)	(C)	(D)	(E)	(F)	(G)	(H)	(I)		
Line No.	Type	Vendor	Rate Case	Audit	Other	Total	Account	Invoice	Description	Period
11,843	Other	EVANS CONSTRUCTION CO INC				467.62	511100	EVC20332	RESIDENTIAL MAINT 10/03- 10/09/11	OCT-2011
11,844	Other	EVANS CONSTRUCTION CO INC				419.71	513100	EVC20332	RESIDENTIAL MAINT 10/03- 10/09/11	OCT-2011
11,845	Other	EVANS CONSTRUCTION CO INC				343.44	512100	EVC20332	RESIDENTIAL MAINT 10/03- 10/09/11	OCT-2011
11,846	Other	EVANS CONSTRUCTION CO INC				314.82	512100	EVC20332	RESIDENTIAL MAINT 10/03- 10/09/11	OCT-2011
11,847	Other	EVANS CONSTRUCTION CO INC				257.58	511100	EVC20332	RESIDENTIAL MAINT 10/03- 10/09/11	OCT-2011
11,848	Other	EVANS CONSTRUCTION CO INC				250.52	512017	EVC20332	RESIDENTIAL MAINT 10/03- 10/09/11	OCT-2011
11,849	Other	EVANS CONSTRUCTION CO INC				228.96	512100	EVC20332	RESIDENTIAL MAINT 10/03- 10/09/11	OCT-2011
11,850	Other	EVANS CONSTRUCTION CO INC				217.11	512017	EVC20332	RESIDENTIAL MAINT 10/03- 10/09/11	OCT-2011
11,851	Other	EVANS CONSTRUCTION CO INC				217.11	512017	EVC20332	RESIDENTIAL MAINT 10/03- 10/09/11	OCT-2011
11,852	Other	EVANS CONSTRUCTION CO INC				214.65	512100	EVC20332	RESIDENTIAL MAINT 10/03- 10/09/11	OCT-2011
11,853	Other	EVANS CONSTRUCTION CO INC				176.36	513100	EVC20332	RESIDENTIAL MAINT 10/03- 10/09/11	OCT-2011
11,854	Other	EVANS CONSTRUCTION CO INC				171.72	512100	EVC20332	RESIDENTIAL MAINT 10/03- 10/09/11	OCT-2011
11,855	Other	EVANS CONSTRUCTION CO INC				171.72	512100	EVC20332	RESIDENTIAL MAINT 10/03- 10/09/11	OCT-2011
11,856	Other	EVANS CONSTRUCTION CO INC				124.06	511100	EVC20332	RESIDENTIAL MAINT 10/03- 10/09/11	OCT-2011
11,857	Other	EVANS CONSTRUCTION CO INC				114.48	511100	EVC20332	RESIDENTIAL MAINT 10/03- 10/09/11	OCT-2011
11,858	Other	EVANS CONSTRUCTION CO INC				114.48	513100	EVC20332	RESIDENTIAL MAINT 10/03- 10/09/11	OCT-2011
11,859	Other	EVANS CONSTRUCTION CO INC				100.17	512100	EVC20332	RESIDENTIAL MAINT 10/03- 10/09/11	OCT-2011
11,860	Other	EVANS CONSTRUCTION CO INC				85.86	512100	EVC20332	RESIDENTIAL MAINT 10/03- 10/09/11	OCT-2011
11,861	Other	EVANS CONSTRUCTION CO INC				85.86	512100	EVC20332	RESIDENTIAL MAINT 10/03- 10/09/11	OCT-2011
11,862	Other	EVANS CONSTRUCTION CO INC				85.86	512100	EVC20332	RESIDENTIAL MAINT 10/03- 10/09/11	OCT-2011
11,863	Other	EVANS CONSTRUCTION CO INC				71.55	511100	EVC20332	RESIDENTIAL MAINT 10/03- 10/09/11	OCT-2011
11,864	Other	EVANS CONSTRUCTION CO INC				71.55	514100	EVC20332	RESIDENTIAL MAINT 10/03- 10/09/11	OCT-2011
11,865	Other	EVANS CONSTRUCTION CO INC				67.88	512017	EVC20332	RESIDENTIAL MAINT 10/03- 10/09/11	OCT-2011
11,866	Other	EVANS CONSTRUCTION CO INC				62.03	512017	EVC20332	RESIDENTIAL MAINT 10/03- 10/09/11	OCT-2011
11,867	Other	EVANS CONSTRUCTION CO INC				62.03	512017	EVC20332	RESIDENTIAL MAINT 10/03- 10/09/11	OCT-2011
11,868	Other	EVANS CONSTRUCTION CO INC				57.24	512100	EVC20332	RESIDENTIAL MAINT 10/03- 10/09/11	OCT-2011
11,869	Other	EVANS CONSTRUCTION CO INC				57.24	512100	EVC20332	RESIDENTIAL MAINT 10/03- 10/09/11	OCT-2011
11,870	Other	EVANS CONSTRUCTION CO INC				57.24	512100	EVC20332	RESIDENTIAL MAINT 10/03- 10/09/11	OCT-2011
11,871	Other	EVANS CONSTRUCTION CO INC				42.93	512100	EVC20332	RESIDENTIAL MAINT 10/03- 10/09/11	OCT-2011
11,872	Other	EVANS CONSTRUCTION CO INC				42.93	513100	EVC20332	RESIDENTIAL MAINT 10/03- 10/09/11	OCT-2011
11,873	Other	EVANS CONSTRUCTION CO INC				42.93	514100	EVC20332	RESIDENTIAL MAINT 10/03- 10/09/11	OCT-2011
11,874	Other	EVANS CONSTRUCTION CO INC				42.93	514100	EVC20332	RESIDENTIAL MAINT 10/03- 10/09/11	OCT-2011
11,875	Other	EVANS CONSTRUCTION CO INC				31.02	511100	EVC20332	RESIDENTIAL MAINT 10/03- 10/09/11	OCT-2011
11,876	Other	EVANS CONSTRUCTION CO INC				28.62	511100	EVC20332	RESIDENTIAL MAINT 10/03- 10/09/11	OCT-2011
11,877	Other	EVANS CONSTRUCTION CO INC				28.62	514100	EVC20332	RESIDENTIAL MAINT 10/03- 10/09/11	OCT-2011
11,878	Other	EVANS CONSTRUCTION CO INC				28.62	514100	EVC20332	RESIDENTIAL MAINT 10/03- 10/09/11	OCT-2011
11,879	Other	EVANS CONSTRUCTION CO INC				28.62	514100	EVC20332	RESIDENTIAL MAINT 10/03- 10/09/11	OCT-2011
11,880	Other	EVANS CONSTRUCTION CO INC				28.62	514100	EVC20332	RESIDENTIAL MAINT 10/03- 10/09/11	OCT-2011
11,881	Other	EVANS CONSTRUCTION CO INC				28.62	514100	EVC20332	RESIDENTIAL MAINT 10/03- 10/09/11	OCT-2011
11,882	Other	EVANS CONSTRUCTION CO INC				28.62	514100	EVC20332	RESIDENTIAL MAINT 10/03- 10/09/11	OCT-2011
11,883	Other	EVANS CONSTRUCTION CO INC				14.31	513100	EVC20332	RESIDENTIAL MAINT 10/03- 10/09/11	OCT-2011
11,884	Other	EVANS CONSTRUCTION CO INC				14.31	513100	EVC20332	RESIDENTIAL MAINT 10/03- 10/09/11	OCT-2011
11,885	Other	EVANS CONSTRUCTION CO INC				14.31	513100	EVC20332	RESIDENTIAL MAINT 10/03- 10/09/11	OCT-2011
11,886	Other	EVANS CONSTRUCTION CO INC				1,708.16	513100	EVC20333	GHENT FACILITY MAINTENANCE FOR THE PERIOD 10/10 THRU 10/16/11	OCT-2011
11,887	Other	EVANS CONSTRUCTION CO INC				1,159.70	511100	EVC20333	GHENT FACILITY MAINTENANCE FOR THE PERIOD 10/10 THRU 10/16/11	OCT-2011
11,888	Other	EVANS CONSTRUCTION CO INC				755.76	511100	EVC20333	GHENT FACILITY MAINTENANCE FOR THE PERIOD 10/10 THRU 10/16/11	OCT-2011
11,889	Other	EVANS CONSTRUCTION CO INC				346.08	511100	EVC20333	GHENT FACILITY MAINTENANCE FOR THE PERIOD 10/10 THRU 10/16/11	OCT-2011
11,890	Other	EVANS CONSTRUCTION CO INC				298.34	511100	EVC20333	GHENT FACILITY MAINTENANCE FOR THE PERIOD 10/10 THRU 10/16/11	OCT-2011
11,891	Other	EVANS CONSTRUCTION CO INC				206.08	511100	EVC20333	GHENT FACILITY MAINTENANCE FOR THE PERIOD 10/10 THRU 10/16/11	OCT-2011
11,892	Other	EVANS CONSTRUCTION CO INC				154.56	511100	EVC20333	GHENT FACILITY MAINTENANCE FOR THE PERIOD 10/10 THRU 10/16/11	OCT-2011
11,893	Other	EVANS CONSTRUCTION CO INC				103.04	511100	EVC20333	GHENT FACILITY MAINTENANCE FOR THE PERIOD 10/10 THRU 10/16/11	OCT-2011
11,894	Other	EVANS CONSTRUCTION CO INC				73.64	511100	EVC20333	GHENT FACILITY MAINTENANCE FOR THE PERIOD 10/10 THRU 10/16/11	OCT-2011
11,895	Other	EVANS CONSTRUCTION CO INC				51.52	511100	EVC20333	GHENT FACILITY MAINTENANCE FOR THE PERIOD 10/10 THRU 10/16/11	OCT-2011
11,896	Other	EVANS CONSTRUCTION CO INC				51.52	512005	EVC20333	GHENT FACILITY MAINTENANCE FOR THE PERIOD 10/10 THRU 10/16/11	OCT-2011
11,897	Other	EVANS CONSTRUCTION CO INC				47.88	513100	EVC20333	GHENT FACILITY MAINTENANCE FOR THE PERIOD 10/10 THRU 10/16/11	OCT-2011
11,898	Other	EVANS CONSTRUCTION CO INC				37.73	511100	EVC20333	GHENT FACILITY MAINTENANCE FOR THE PERIOD 10/10 THRU 10/16/11	OCT-2011
11,899	Other	EVANS CONSTRUCTION CO INC				2,470.72	511100	EVC20335	GHENT OUTSIDE MAINTENANCE FOR THE PERIOD 10/10 THRU 10/16/11	OCT-2011
11,900	Other	EVANS CONSTRUCTION CO INC				2,022.37	502003	EVC20335	GHENT OUTSIDE MAINTENANCE FOR THE PERIOD 10/10 THRU 10/16/11	OCT-2011
11,901	Other	EVANS CONSTRUCTION CO INC				1,605.28	512017	EVC20335	GHENT OUTSIDE MAINTENANCE FOR THE PERIOD 10/10 THRU 10/16/11	OCT-2011
11,902	Other	EVANS CONSTRUCTION CO INC				1,384.96	512017	EVC20335	GHENT OUTSIDE MAINTENANCE FOR THE PERIOD 10/10 THRU 10/16/11	OCT-2011

KENTUCKY UTILITIES COMPANY
Case No. 2012- 00221
Analysis of Professional Services Expenses For the Test Year

(A)	(B)	(C)	(D)	(E)	(F)	(G)	(H)	(I)		
Line No.	Type	Vendor	Rate Case	Audit	Other	Total	Account	Invoice	Description	Period
11,903	Other	EVANS CONSTRUCTION CO INC				778.32	513100	EVC20335	GHENT OUTSIDE MAINTENANCE FOR THE PERIOD 10/10 THRU 10/16/11	OCT-2011
11,904	Other	EVANS CONSTRUCTION CO INC				767.05	511100	EVC20335	GHENT OUTSIDE MAINTENANCE FOR THE PERIOD 10/10 THRU 10/16/11	OCT-2011
11,905	Other	EVANS CONSTRUCTION CO INC				504.16	512100	EVC20335	GHENT OUTSIDE MAINTENANCE FOR THE PERIOD 10/10 THRU 10/16/11	OCT-2011
11,906	Other	EVANS CONSTRUCTION CO INC				456.00	512017	EVC20335	GHENT OUTSIDE MAINTENANCE FOR THE PERIOD 10/10 THRU 10/16/11	OCT-2011
11,907	Other	EVANS CONSTRUCTION CO INC				238.08	512100	EVC20335	GHENT OUTSIDE MAINTENANCE FOR THE PERIOD 10/10 THRU 10/16/11	OCT-2011
11,908	Other	EVANS CONSTRUCTION CO INC				238.08	512100	EVC20335	GHENT OUTSIDE MAINTENANCE FOR THE PERIOD 10/10 THRU 10/16/11	OCT-2011
11,909	Other	EVANS CONSTRUCTION CO INC				238.08	512100	EVC20335	GHENT OUTSIDE MAINTENANCE FOR THE PERIOD 10/10 THRU 10/16/11	OCT-2011
11,910	Other	EVANS CONSTRUCTION CO INC				148.80	512100	EVC20335	GHENT OUTSIDE MAINTENANCE FOR THE PERIOD 10/10 THRU 10/16/11	OCT-2011
11,911	Other	EVANS CONSTRUCTION CO INC				119.04	512100	EVC20335	GHENT OUTSIDE MAINTENANCE FOR THE PERIOD 10/10 THRU 10/16/11	OCT-2011
11,912	Other	EVANS CONSTRUCTION CO INC				96.00	512017	EVC20335	GHENT OUTSIDE MAINTENANCE FOR THE PERIOD 10/10 THRU 10/16/11	OCT-2011
11,913	Other	EVANS CONSTRUCTION CO INC				89.28	512100	EVC20335	GHENT OUTSIDE MAINTENANCE FOR THE PERIOD 10/10 THRU 10/16/11	OCT-2011
11,914	Other	EVANS CONSTRUCTION CO INC				59.52	512100	EVC20335	GHENT OUTSIDE MAINTENANCE FOR THE PERIOD 10/10 THRU 10/16/11	OCT-2011
11,915	Other	EVANS CONSTRUCTION CO INC				59.52	512100	EVC20335	GHENT OUTSIDE MAINTENANCE FOR THE PERIOD 10/10 THRU 10/16/11	OCT-2011
11,916	Other	EVANS CONSTRUCTION CO INC				48.00	513100	EVC20335	GHENT OUTSIDE MAINTENANCE FOR THE PERIOD 10/10 THRU 10/16/11	OCT-2011
11,917	Other	EVANS CONSTRUCTION CO INC				186.03	554100	EVC20337	CT SITE MAINT 10/10 - 10/16/11	NOV-2011
11,918	Other	EVANS CONSTRUCTION CO INC				100.17	552100	EVC20337	CT SITE MAINT 10/10 - 10/16/11	NOV-2011
11,919	Other	EVANS CONSTRUCTION CO INC				85.86	553100	EVC20337	CT SITE MAINT 10/10 - 10/16/11	NOV-2011
11,920	Other	EVANS CONSTRUCTION CO INC				85.86	553100	EVC20337	CT SITE MAINT 10/10 - 10/16/11	NOV-2011
11,921	Other	EVANS CONSTRUCTION CO INC				85.86	553100	EVC20337	CT SITE MAINT 10/10 - 10/16/11	NOV-2011
11,922	Other	EVANS CONSTRUCTION CO INC				57.24	553100	EVC20337	CT SITE MAINT 10/10 - 10/16/11	NOV-2011
11,923	Other	EVANS CONSTRUCTION CO INC				57.24	553100	EVC20337	CT SITE MAINT 10/10 - 10/16/11	NOV-2011
11,924	Other	EVANS CONSTRUCTION CO INC				42.93	553100	EVC20337	CT SITE MAINT 10/10 - 10/16/11	NOV-2011
11,925	Other	EVANS CONSTRUCTION CO INC				42.93	553100	EVC20337	CT SITE MAINT 10/10 - 10/16/11	NOV-2011
11,926	Other	EVANS CONSTRUCTION CO INC				42.93	553100	EVC20337	CT SITE MAINT 10/10 - 10/16/11	NOV-2011
11,927	Other	EVANS CONSTRUCTION CO INC				42.93	553100	EVC20337	CT SITE MAINT 10/10 - 10/16/11	NOV-2011
11,928	Other	EVANS CONSTRUCTION CO INC				42.93	553100	EVC20337	CT SITE MAINT 10/10 - 10/16/11	NOV-2011
11,929	Other	EVANS CONSTRUCTION CO INC				42.93	553100	EVC20337	CT SITE MAINT 10/10 - 10/16/11	NOV-2011
11,930	Other	EVANS CONSTRUCTION CO INC				42.93	553100	EVC20337	CT SITE MAINT 10/10 - 10/16/11	NOV-2011
11,931	Other	EVANS CONSTRUCTION CO INC				42.93	553100	EVC20337	CT SITE MAINT 10/10 - 10/16/11	NOV-2011
11,932	Other	EVANS CONSTRUCTION CO INC				28.62	553100	EVC20337	CT SITE MAINT 10/10 - 10/16/11	NOV-2011
11,933	Other	EVANS CONSTRUCTION CO INC				14.31	553100	EVC20337	CT SITE MAINT 10/10 - 10/16/11	NOV-2011
11,934	Other	EVANS CONSTRUCTION CO INC				14.31	553100	EVC20337	CT SITE MAINT 10/10 - 10/16/11	NOV-2011
11,935	Other	EVANS CONSTRUCTION CO INC				14.31	553100	EVC20337	CT SITE MAINT 10/10 - 10/16/11	NOV-2011
11,936	Other	EVANS CONSTRUCTION CO INC				14.31	553100	EVC20337	CT SITE MAINT 10/10 - 10/16/11	NOV-2011
11,937	Other	EVANS CONSTRUCTION CO INC				14.31	553100	EVC20337	CT SITE MAINT 10/10 - 10/16/11	NOV-2011
11,938	Other	EVANS CONSTRUCTION CO INC				14.31	553100	EVC20337	CT SITE MAINT 10/10 - 10/16/11	NOV-2011
11,939	Other	EVANS CONSTRUCTION CO INC				14.31	553100	EVC20337	CT SITE MAINT 10/10 - 10/16/11	NOV-2011
11,940	Other	EVANS CONSTRUCTION CO INC				14.31	553100	EVC20337	CT SITE MAINT 10/10 - 10/16/11	NOV-2011
11,941	Other	EVANS CONSTRUCTION CO INC				1,688.15	513100	EVC20338	MAINTENANCE 10/10 - 10/16/11	NOV-2011
11,942	Other	EVANS CONSTRUCTION CO INC				801.36	512100	EVC20338	MAINTENANCE 10/10 - 10/16/11	NOV-2011
11,943	Other	EVANS CONSTRUCTION CO INC				643.01	512017	EVC20338	MAINTENANCE 10/10 - 10/16/11	NOV-2011
11,944	Other	EVANS CONSTRUCTION CO INC				596.00	512100	EVC20338	MAINTENANCE 10/10 - 10/16/11	NOV-2011
11,945	Other	EVANS CONSTRUCTION CO INC				581.68	511100	EVC20338	MAINTENANCE 10/10 - 10/16/11	NOV-2011
11,946	Other	EVANS CONSTRUCTION CO INC				567.23	512100	EVC20338	MAINTENANCE 10/10 - 10/16/11	NOV-2011
11,947	Other	EVANS CONSTRUCTION CO INC				531.83	512100	EVC20338	MAINTENANCE 10/10 - 10/16/11	NOV-2011
11,948	Other	EVANS CONSTRUCTION CO INC				443.22	511100	EVC20338	MAINTENANCE 10/10 - 10/16/11	NOV-2011
11,949	Other	EVANS CONSTRUCTION CO INC				357.75	511100	EVC20338	MAINTENANCE 10/10 - 10/16/11	NOV-2011
11,950	Other	EVANS CONSTRUCTION CO INC				341.17	512017	EVC20338	MAINTENANCE 10/10 - 10/16/11	NOV-2011
11,951	Other	EVANS CONSTRUCTION CO INC				271.50	511100	EVC20338	MAINTENANCE 10/10 - 10/16/11	NOV-2011
11,952	Other	EVANS CONSTRUCTION CO INC				266.86	512100	EVC20338	MAINTENANCE 10/10 - 10/16/11	NOV-2011
11,953	Other	EVANS CONSTRUCTION CO INC				257.58	512100	EVC20338	MAINTENANCE 10/10 - 10/16/11	NOV-2011
11,954	Other	EVANS CONSTRUCTION CO INC				247.84	512100	EVC20338	MAINTENANCE 10/10 - 10/16/11	NOV-2011
11,955	Other	EVANS CONSTRUCTION CO INC				243.27	542100	EVC20338	MAINTENANCE 10/10 - 10/16/11	NOV-2011
11,956	Other	EVANS CONSTRUCTION CO INC				186.03	512005	EVC20338	MAINTENANCE 10/10 - 10/16/11	NOV-2011
11,957	Other	EVANS CONSTRUCTION CO INC				171.72	511100	EVC20338	MAINTENANCE 10/10 - 10/16/11	NOV-2011
11,958	Other	EVANS CONSTRUCTION CO INC				119.27	511100	EVC20338	MAINTENANCE 10/10 - 10/16/11	NOV-2011
11,959	Other	EVANS CONSTRUCTION CO INC				114.48	512100	EVC20338	MAINTENANCE 10/10 - 10/16/11	NOV-2011
11,960	Other	EVANS CONSTRUCTION CO INC				85.86	513100	EVC20338	MAINTENANCE 10/10 - 10/16/11	NOV-2011
11,961	Other	EVANS CONSTRUCTION CO INC				85.86	513100	EVC20338	MAINTENANCE 10/10 - 10/16/11	NOV-2011
11,962	Other	EVANS CONSTRUCTION CO INC				85.86	544100	EVC20338	MAINTENANCE 10/10 - 10/16/11	NOV-2011

KENTUCKY UTILITIES COMPANY
Case No. 2012- 00221
Analysis of Professional Services Expenses For the Test Year

(A)	(B)	(C)	(D)	(E)	(F)	(G)	(H)	(I)		
Line No.	Type	Vendor	Rate Case	Audit	Other	Total	Account	Invoice	Description	Period
11,963	Other	EVANS CONSTRUCTION CO INC				71.55	512100	EVC20338	MAINTENANCE 10/10 - 10/16/11	NOV-2011
11,964	Other	EVANS CONSTRUCTION CO INC				62.03	512017	EVC20338	MAINTENANCE 10/10 - 10/16/11	NOV-2011
11,965	Other	EVANS CONSTRUCTION CO INC				62.03	512017	EVC20338	MAINTENANCE 10/10 - 10/16/11	NOV-2011
11,966	Other	EVANS CONSTRUCTION CO INC				57.24	512100	EVC20338	MAINTENANCE 10/10 - 10/16/11	NOV-2011
11,967	Other	EVANS CONSTRUCTION CO INC				57.24	512100	EVC20338	MAINTENANCE 10/10 - 10/16/11	NOV-2011
11,968	Other	EVANS CONSTRUCTION CO INC				57.24	513100	EVC20338	MAINTENANCE 10/10 - 10/16/11	NOV-2011
11,969	Other	EVANS CONSTRUCTION CO INC				57.24	513100	EVC20338	MAINTENANCE 10/10 - 10/16/11	NOV-2011
11,970	Other	EVANS CONSTRUCTION CO INC				57.24	514100	EVC20338	MAINTENANCE 10/10 - 10/16/11	NOV-2011
11,971	Other	EVANS CONSTRUCTION CO INC				57.24	514100	EVC20338	MAINTENANCE 10/10 - 10/16/11	NOV-2011
11,972	Other	EVANS CONSTRUCTION CO INC				42.93	512100	EVC20338	MAINTENANCE 10/10 - 10/16/11	NOV-2011
11,973	Other	EVANS CONSTRUCTION CO INC				42.93	513100	EVC20338	MAINTENANCE 10/10 - 10/16/11	NOV-2011
11,974	Other	EVANS CONSTRUCTION CO INC				42.93	514100	EVC20338	MAINTENANCE 10/10 - 10/16/11	NOV-2011
11,975	Other	EVANS CONSTRUCTION CO INC				42.93	514100	EVC20338	MAINTENANCE 10/10 - 10/16/11	NOV-2011
11,976	Other	EVANS CONSTRUCTION CO INC				28.62	511100	EVC20338	MAINTENANCE 10/10 - 10/16/11	NOV-2011
11,977	Other	EVANS CONSTRUCTION CO INC				28.62	512005	EVC20338	MAINTENANCE 10/10 - 10/16/11	NOV-2011
11,978	Other	EVANS CONSTRUCTION CO INC				28.62	512100	EVC20338	MAINTENANCE 10/10 - 10/16/11	NOV-2011
11,979	Other	EVANS CONSTRUCTION CO INC				28.62	513100	EVC20338	MAINTENANCE 10/10 - 10/16/11	NOV-2011
11,980	Other	EVANS CONSTRUCTION CO INC				28.62	514100	EVC20338	MAINTENANCE 10/10 - 10/16/11	NOV-2011
11,981	Other	EVANS CONSTRUCTION CO INC				28.62	514100	EVC20338	MAINTENANCE 10/10 - 10/16/11	NOV-2011
11,982	Other	EVANS CONSTRUCTION CO INC				28.62	514100	EVC20338	MAINTENANCE 10/10 - 10/16/11	NOV-2011
11,983	Other	EVANS CONSTRUCTION CO INC				28.62	514100	EVC20338	MAINTENANCE 10/10 - 10/16/11	NOV-2011
11,984	Other	EVANS CONSTRUCTION CO INC				28.62	514100	EVC20338	MAINTENANCE 10/10 - 10/16/11	NOV-2011
11,985	Other	EVANS CONSTRUCTION CO INC				28.62	514100	EVC20338	MAINTENANCE 10/10 - 10/16/11	NOV-2011
11,986	Other	EVANS CONSTRUCTION CO INC				28.62	514100	EVC20338	MAINTENANCE 10/10 - 10/16/11	NOV-2011
11,987	Other	EVANS CONSTRUCTION CO INC				28.62	514100	EVC20338	MAINTENANCE 10/10 - 10/16/11	NOV-2011
11,988	Other	EVANS CONSTRUCTION CO INC				28.62	514100	EVC20338	MAINTENANCE 10/10 - 10/16/11	NOV-2011
11,989	Other	EVANS CONSTRUCTION CO INC				28.62	514100	EVC20338	MAINTENANCE 10/10 - 10/16/11	NOV-2011
11,990	Other	EVANS CONSTRUCTION CO INC				28.62	514100	EVC20338	MAINTENANCE 10/10 - 10/16/11	NOV-2011
11,991	Other	EVANS CONSTRUCTION CO INC				14.31	511100	EVC20338	MAINTENANCE 10/10 - 10/16/11	NOV-2011
11,992	Other	EVANS CONSTRUCTION CO INC				846.67	511100	EVC20339	GHENT FACILITY MAINTENANCE FOR THE PERIOD 10/17 THRU 10/23/11	NOV-2011
11,993	Other	EVANS CONSTRUCTION CO INC				752.44	511100	EVC20339	GHENT FACILITY MAINTENANCE FOR THE PERIOD 10/17 THRU 10/23/11	NOV-2011
11,994	Other	EVANS CONSTRUCTION CO INC				747.82	511100	EVC20339	GHENT FACILITY MAINTENANCE FOR THE PERIOD 10/17 THRU 10/23/11	NOV-2011
11,995	Other	EVANS CONSTRUCTION CO INC				500.02	511100	EVC20339	GHENT FACILITY MAINTENANCE FOR THE PERIOD 10/17 THRU 10/23/11	NOV-2011
11,996	Other	EVANS CONSTRUCTION CO INC				393.34	511100	EVC20339	GHENT FACILITY MAINTENANCE FOR THE PERIOD 10/17 THRU 10/23/11	NOV-2011
11,997	Other	EVANS CONSTRUCTION CO INC				375.60	513100	EVC20339	GHENT FACILITY MAINTENANCE FOR THE PERIOD 10/17 THRU 10/23/11	NOV-2011
11,998	Other	EVANS CONSTRUCTION CO INC				297.58	512005	EVC20339	GHENT FACILITY MAINTENANCE FOR THE PERIOD 10/17 THRU 10/23/11	NOV-2011
11,999	Other	EVANS CONSTRUCTION CO INC				230.91	511100	EVC20339	GHENT FACILITY MAINTENANCE FOR THE PERIOD 10/17 THRU 10/23/11	NOV-2011
12,000	Other	EVANS CONSTRUCTION CO INC				212.12	511100	EVC20339	GHENT FACILITY MAINTENANCE FOR THE PERIOD 10/17 THRU 10/23/11	NOV-2011
12,001	Other	EVANS CONSTRUCTION CO INC				153.94	511100	EVC20339	GHENT FACILITY MAINTENANCE FOR THE PERIOD 10/17 THRU 10/23/11	NOV-2011
12,002	Other	EVANS CONSTRUCTION CO INC				143.64	511100	EVC20339	GHENT FACILITY MAINTENANCE FOR THE PERIOD 10/17 THRU 10/23/11	NOV-2011
12,003	Other	EVANS CONSTRUCTION CO INC				119.70	512102	EVC20339	GHENT FACILITY MAINTENANCE FOR THE PERIOD 10/17 THRU 10/23/11	NOV-2011
12,004	Other	EVANS CONSTRUCTION CO INC				95.76	511100	EVC20339	GHENT FACILITY MAINTENANCE FOR THE PERIOD 10/17 THRU 10/23/11	NOV-2011
12,005	Other	EVANS CONSTRUCTION CO INC				76.97	511100	EVC20339	GHENT FACILITY MAINTENANCE FOR THE PERIOD 10/17 THRU 10/23/11	NOV-2011
12,006	Other	EVANS CONSTRUCTION CO INC				47.88	511100	EVC20339	GHENT FACILITY MAINTENANCE FOR THE PERIOD 10/17 THRU 10/23/11	NOV-2011
12,007	Other	EVANS CONSTRUCTION CO INC				47.88	512100	EVC20339	GHENT FACILITY MAINTENANCE FOR THE PERIOD 10/17 THRU 10/23/11	NOV-2011
12,008	Other	EVANS CONSTRUCTION CO INC				1,994.56	512017	EVC20341	GHENT OUTSIDE MAINTENANCE FOR THE PERIOD 10/17 THRU 10/23/11	NOV-2011
12,009	Other	EVANS CONSTRUCTION CO INC				1,591.87	502003	EVC20341	GHENT OUTSIDE MAINTENANCE FOR THE PERIOD 10/17 THRU 10/23/11	NOV-2011
12,010	Other	EVANS CONSTRUCTION CO INC				1,015.68	511100	EVC20341	GHENT OUTSIDE MAINTENANCE FOR THE PERIOD 10/17 THRU 10/23/11	NOV-2011
12,011	Other	EVANS CONSTRUCTION CO INC				777.60	511100	EVC20341	GHENT OUTSIDE MAINTENANCE FOR THE PERIOD 10/17 THRU 10/23/11	NOV-2011
12,012	Other	EVANS CONSTRUCTION CO INC				490.16	511100	EVC20341	GHENT OUTSIDE MAINTENANCE FOR THE PERIOD 10/17 THRU 10/23/11	NOV-2011
12,013	Other	EVANS CONSTRUCTION CO INC				490.16	511100	EVC20341	GHENT OUTSIDE MAINTENANCE FOR THE PERIOD 10/17 THRU 10/23/11	NOV-2011
12,014	Other	EVANS CONSTRUCTION CO INC				357.12	512100	EVC20341	GHENT OUTSIDE MAINTENANCE FOR THE PERIOD 10/17 THRU 10/23/11	NOV-2011
12,015	Other	EVANS CONSTRUCTION CO INC				292.80	512017	EVC20341	GHENT OUTSIDE MAINTENANCE FOR THE PERIOD 10/17 THRU 10/23/11	NOV-2011
12,016	Other	EVANS CONSTRUCTION CO INC				288.16	511100	EVC20341	GHENT OUTSIDE MAINTENANCE FOR THE PERIOD 10/17 THRU 10/23/11	NOV-2011
12,017	Other	EVANS CONSTRUCTION CO INC				288.16	511100	EVC20341	GHENT OUTSIDE MAINTENANCE FOR THE PERIOD 10/17 THRU 10/23/11	NOV-2011
12,018	Other	EVANS CONSTRUCTION CO INC				277.28	512100	EVC20341	GHENT OUTSIDE MAINTENANCE FOR THE PERIOD 10/17 THRU 10/23/11	NOV-2011
12,019	Other	EVANS CONSTRUCTION CO INC				253.61	511100	EVC20341	GHENT OUTSIDE MAINTENANCE FOR THE PERIOD 10/17 THRU 10/23/11	NOV-2011
12,020	Other	EVANS CONSTRUCTION CO INC				241.28	511100	EVC20341	GHENT OUTSIDE MAINTENANCE FOR THE PERIOD 10/17 THRU 10/23/11	NOV-2011
12,021	Other	EVANS CONSTRUCTION CO INC				241.28	511100	EVC20341	GHENT OUTSIDE MAINTENANCE FOR THE PERIOD 10/17 THRU 10/23/11	NOV-2011
12,022	Other	EVANS CONSTRUCTION CO INC				238.08	512100	EVC20341	GHENT OUTSIDE MAINTENANCE FOR THE PERIOD 10/17 THRU 10/23/11	NOV-2011

KENTUCKY UTILITIES COMPANY
Case No. 2012- 00221
Analysis of Professional Services Expenses For the Test Year

(A)	(B)	(C)	(D)	(E)	(F)	(G)	(H)	(I)		
Line No.	Type	Vendor	Rate Case	Audit	Other	Total	Account	Invoice	Description	Period
12,023	Other	EVANS CONSTRUCTION CO INC				204.00	511100	EVC20341	GHENT OUTSIDE MAINTENANCE FOR THE PERIOD 10/17 THRU 10/23/11	NOV-2011
12,024	Other	EVANS CONSTRUCTION CO INC				204.00	511100	EVC20341	GHENT OUTSIDE MAINTENANCE FOR THE PERIOD 10/17 THRU 10/23/11	NOV-2011
12,025	Other	EVANS CONSTRUCTION CO INC				144.00	512017	EVC20341	GHENT OUTSIDE MAINTENANCE FOR THE PERIOD 10/17 THRU 10/23/11	NOV-2011
12,026	Other	EVANS CONSTRUCTION CO INC				126.04	512017	EVC20341	GHENT OUTSIDE MAINTENANCE FOR THE PERIOD 10/17 THRU 10/23/11	NOV-2011
12,027	Other	EVANS CONSTRUCTION CO INC				126.04	512100	EVC20341	GHENT OUTSIDE MAINTENANCE FOR THE PERIOD 10/17 THRU 10/23/11	NOV-2011
12,028	Other	EVANS CONSTRUCTION CO INC				126.04	512100	EVC20341	GHENT OUTSIDE MAINTENANCE FOR THE PERIOD 10/17 THRU 10/23/11	NOV-2011
12,029	Other	EVANS CONSTRUCTION CO INC				126.04	512100	EVC20341	GHENT OUTSIDE MAINTENANCE FOR THE PERIOD 10/17 THRU 10/23/11	NOV-2011
12,030	Other	EVANS CONSTRUCTION CO INC				119.04	512100	EVC20341	GHENT OUTSIDE MAINTENANCE FOR THE PERIOD 10/17 THRU 10/23/11	NOV-2011
12,031	Other	EVANS CONSTRUCTION CO INC				59.52	512005	EVC20341	GHENT OUTSIDE MAINTENANCE FOR THE PERIOD 10/17 THRU 10/23/11	NOV-2011
12,032	Other	EVANS CONSTRUCTION CO INC				59.52	512005	EVC20341	GHENT OUTSIDE MAINTENANCE FOR THE PERIOD 10/17 THRU 10/23/11	NOV-2011
12,033	Other	EVANS CONSTRUCTION CO INC				59.52	512100	EVC20341	GHENT OUTSIDE MAINTENANCE FOR THE PERIOD 10/17 THRU 10/23/11	NOV-2011
12,034	Other	EVANS CONSTRUCTION CO INC				59.52	512100	EVC20341	GHENT OUTSIDE MAINTENANCE FOR THE PERIOD 10/17 THRU 10/23/11	NOV-2011
12,035	Other	EVANS CONSTRUCTION CO INC				59.52	512100	EVC20341	GHENT OUTSIDE MAINTENANCE FOR THE PERIOD 10/17 THRU 10/23/11	NOV-2011
12,036	Other	EVANS CONSTRUCTION CO INC				59.52	512100	EVC20341	GHENT OUTSIDE MAINTENANCE FOR THE PERIOD 10/17 THRU 10/23/11	NOV-2011
12,037	Other	EVANS CONSTRUCTION CO INC				59.52	512100	EVC20341	GHENT OUTSIDE MAINTENANCE FOR THE PERIOD 10/17 THRU 10/23/11	NOV-2011
12,038	Other	EVANS CONSTRUCTION CO INC				59.52	512100	EVC20341	GHENT OUTSIDE MAINTENANCE FOR THE PERIOD 10/17 THRU 10/23/11	NOV-2011
12,039	Other	EVANS CONSTRUCTION CO INC				59.52	512100	EVC20341	GHENT OUTSIDE MAINTENANCE FOR THE PERIOD 10/17 THRU 10/23/11	NOV-2011
12,040	Other	EVANS CONSTRUCTION CO INC				59.52	512100	EVC20341	GHENT OUTSIDE MAINTENANCE FOR THE PERIOD 10/17 THRU 10/23/11	NOV-2011
12,041	Other	EVANS CONSTRUCTION CO INC				59.52	512100	EVC20341	GHENT OUTSIDE MAINTENANCE FOR THE PERIOD 10/17 THRU 10/23/11	NOV-2011
12,042	Other	EVANS CONSTRUCTION CO INC				59.52	512100	EVC20341	GHENT OUTSIDE MAINTENANCE FOR THE PERIOD 10/17 THRU 10/23/11	NOV-2011
12,043	Other	EVANS CONSTRUCTION CO INC				48.00	511100	EVC20341	GHENT OUTSIDE MAINTENANCE FOR THE PERIOD 10/17 THRU 10/23/11	NOV-2011
12,044	Other	EVANS CONSTRUCTION CO INC				48.00	512100	EVC20341	GHENT OUTSIDE MAINTENANCE FOR THE PERIOD 10/17 THRU 10/23/11	NOV-2011
12,045	Other	EVANS CONSTRUCTION CO INC				457.92	553100	EVC20343	CT SITE MAINT 10/17 - 10/23/11	NOV-2011
12,046	Other	EVANS CONSTRUCTION CO INC				443.61	552100	EVC20343	CT SITE MAINT 10/17 - 10/23/11	NOV-2011
12,047	Other	EVANS CONSTRUCTION CO INC				114.48	554100	EVC20343	CT SITE MAINT 10/17 - 10/23/11	NOV-2011
12,048	Other	EVANS CONSTRUCTION CO INC				57.24	554100	EVC20343	CT SITE MAINT 10/17 - 10/23/11	NOV-2011
12,049	Other	EVANS CONSTRUCTION CO INC				28.62	554100	EVC20343	CT SITE MAINT 10/17 - 10/23/11	NOV-2011
12,050	Other	EVANS CONSTRUCTION CO INC				28.62	554100	EVC20343	CT SITE MAINT 10/17 - 10/23/11	NOV-2011
12,051	Other	EVANS CONSTRUCTION CO INC				14.31	552100	EVC20343	CT SITE MAINT 10/17 - 10/23/11	NOV-2011
12,052	Other	EVANS CONSTRUCTION CO INC				2,140.68	513100	EVC20344	MAINTENANCE 10/17- 10/23/11	NOV-2011
12,053	Other	EVANS CONSTRUCTION CO INC				1,182.56	512100	EVC20344	MAINTENANCE 10/17- 10/23/11	NOV-2011
12,054	Other	EVANS CONSTRUCTION CO INC				1,087.26	512100	EVC20344	MAINTENANCE 10/17- 10/23/11	NOV-2011
12,055	Other	EVANS CONSTRUCTION CO INC				791.62	513100	EVC20344	MAINTENANCE 10/17- 10/23/11	NOV-2011
12,056	Other	EVANS CONSTRUCTION CO INC				777.31	511100	EVC20344	MAINTENANCE 10/17- 10/23/11	NOV-2011
12,057	Other	EVANS CONSTRUCTION CO INC				590.96	542100	EVC20344	MAINTENANCE 10/17- 10/23/11	NOV-2011
12,058	Other	EVANS CONSTRUCTION CO INC				443.22	511100	EVC20344	MAINTENANCE 10/17- 10/23/11	NOV-2011
12,059	Other	EVANS CONSTRUCTION CO INC				352.88	512100	EVC20344	MAINTENANCE 10/17- 10/23/11	NOV-2011
12,060	Other	EVANS CONSTRUCTION CO INC				351.10	512017	EVC20344	MAINTENANCE 10/17- 10/23/11	NOV-2011
12,061	Other	EVANS CONSTRUCTION CO INC				326.86	511100	EVC20344	MAINTENANCE 10/17- 10/23/11	NOV-2011
12,062	Other	EVANS CONSTRUCTION CO INC				310.21	511100	EVC20344	MAINTENANCE 10/17- 10/23/11	NOV-2011
12,063	Other	EVANS CONSTRUCTION CO INC				305.08	512100	EVC20344	MAINTENANCE 10/17- 10/23/11	NOV-2011
12,064	Other	EVANS CONSTRUCTION CO INC				281.53	512017	EVC20344	MAINTENANCE 10/17- 10/23/11	NOV-2011
12,065	Other	EVANS CONSTRUCTION CO INC				221.61	512100	EVC20344	MAINTENANCE 10/17- 10/23/11	NOV-2011
12,066	Other	EVANS CONSTRUCTION CO INC				186.09	511100	EVC20344	MAINTENANCE 10/17- 10/23/11	NOV-2011
12,067	Other	EVANS CONSTRUCTION CO INC				171.72	513100	EVC20344	MAINTENANCE 10/17- 10/23/11	NOV-2011
12,068	Other	EVANS CONSTRUCTION CO INC				171.72	542100	EVC20344	MAINTENANCE 10/17- 10/23/11	NOV-2011
12,069	Other	EVANS CONSTRUCTION CO INC				157.41	512100	EVC20344	MAINTENANCE 10/17- 10/23/11	NOV-2011
12,070	Other	EVANS CONSTRUCTION CO INC				123.92	542100	EVC20344	MAINTENANCE 10/17- 10/23/11	NOV-2011
12,071	Other	EVANS CONSTRUCTION CO INC				114.48	512005	EVC20344	MAINTENANCE 10/17- 10/23/11	NOV-2011
12,072	Other	EVANS CONSTRUCTION CO INC				100.17	512100	EVC20344	MAINTENANCE 10/17- 10/23/11	NOV-2011
12,073	Other	EVANS CONSTRUCTION CO INC				100.17	512100	EVC20344	MAINTENANCE 10/17- 10/23/11	NOV-2011
12,074	Other	EVANS CONSTRUCTION CO INC				85.86	511100	EVC20344	MAINTENANCE 10/17- 10/23/11	NOV-2011
12,075	Other	EVANS CONSTRUCTION CO INC				85.86	512100	EVC20344	MAINTENANCE 10/17- 10/23/11	NOV-2011
12,076	Other	EVANS CONSTRUCTION CO INC				85.86	512100	EVC20344	MAINTENANCE 10/17- 10/23/11	NOV-2011
12,077	Other	EVANS CONSTRUCTION CO INC				85.86	512100	EVC20344	MAINTENANCE 10/17- 10/23/11	NOV-2011
12,078	Other	EVANS CONSTRUCTION CO INC				85.86	512100	EVC20344	MAINTENANCE 10/17- 10/23/11	NOV-2011
12,079	Other	EVANS CONSTRUCTION CO INC				85.86	512100	EVC20344	MAINTENANCE 10/17- 10/23/11	NOV-2011
12,080	Other	EVANS CONSTRUCTION CO INC				73.87	511100	EVC20344	MAINTENANCE 10/17- 10/23/11	NOV-2011
12,081	Other	EVANS CONSTRUCTION CO INC				71.55	512100	EVC20344	MAINTENANCE 10/17- 10/23/11	NOV-2011
12,082	Other	EVANS CONSTRUCTION CO INC				62.03	512017	EVC20344	MAINTENANCE 10/17- 10/23/11	NOV-2011

KENTUCKY UTILITIES COMPANY
Case No. 2012- 00221
Analysis of Professional Services Expenses For the Test Year

(A)	(B)	(C)	(D)	(E)	(F)	(G)	(H)	(I)		
Line No.	Type	Vendor	Rate Case	Audit	Other	Total	Account	Invoice	Description	Period
12,083	Other	EVANS CONSTRUCTION CO INC				62.03	512017	EVC20344	MAINTENANCE 10/17- 10/23/11	NOV-2011
12,084	Other	EVANS CONSTRUCTION CO INC				57.24	511100	EVC20344	MAINTENANCE 10/17- 10/23/11	NOV-2011
12,085	Other	EVANS CONSTRUCTION CO INC				57.24	512100	EVC20344	MAINTENANCE 10/17- 10/23/11	NOV-2011
12,086	Other	EVANS CONSTRUCTION CO INC				57.24	512100	EVC20344	MAINTENANCE 10/17- 10/23/11	NOV-2011
12,087	Other	EVANS CONSTRUCTION CO INC				57.24	542100	EVC20344	MAINTENANCE 10/17- 10/23/11	NOV-2011
12,088	Other	EVANS CONSTRUCTION CO INC				57.24	542100	EVC20344	MAINTENANCE 10/17- 10/23/11	NOV-2011
12,089	Other	EVANS CONSTRUCTION CO INC				28.62	512100	EVC20344	MAINTENANCE 10/17- 10/23/11	NOV-2011
12,090	Other	EVANS CONSTRUCTION CO INC				28.62	513100	EVC20344	MAINTENANCE 10/17- 10/23/11	NOV-2011
12,091	Other	EVANS CONSTRUCTION CO INC				28.62	545100	EVC20344	MAINTENANCE 10/17- 10/23/11	NOV-2011
12,092	Other	EVANS CONSTRUCTION CO INC				14.31	545100	EVC20344	MAINTENANCE 10/17- 10/23/11	NOV-2011
12,093	Other	EVANS CONSTRUCTION CO INC				2,004.95	511100	EVC20345	GHENT FACILITY MAINTENANCE FOR THE PERIOD 10/24 THRU 10/30/11	NOV-2011
12,094	Other	EVANS CONSTRUCTION CO INC				514.71	511100	EVC20345	GHENT FACILITY MAINTENANCE FOR THE PERIOD 10/24 THRU 10/30/11	NOV-2011
12,095	Other	EVANS CONSTRUCTION CO INC				502.74	513100	EVC20345	GHENT FACILITY MAINTENANCE FOR THE PERIOD 10/24 THRU 10/30/11	NOV-2011
12,096	Other	EVANS CONSTRUCTION CO INC				360.64	511100	EVC20345	GHENT FACILITY MAINTENANCE FOR THE PERIOD 10/24 THRU 10/30/11	NOV-2011
12,097	Other	EVANS CONSTRUCTION CO INC				269.40	511100	EVC20345	GHENT FACILITY MAINTENANCE FOR THE PERIOD 10/24 THRU 10/30/11	NOV-2011
12,098	Other	EVANS CONSTRUCTION CO INC				269.40	511100	EVC20345	GHENT FACILITY MAINTENANCE FOR THE PERIOD 10/24 THRU 10/30/11	NOV-2011
12,099	Other	EVANS CONSTRUCTION CO INC				249.70	511100	EVC20345	GHENT FACILITY MAINTENANCE FOR THE PERIOD 10/24 THRU 10/30/11	NOV-2011
12,100	Other	EVANS CONSTRUCTION CO INC				167.58	512005	EVC20345	GHENT FACILITY MAINTENANCE FOR THE PERIOD 10/24 THRU 10/30/11	NOV-2011
12,101	Other	EVANS CONSTRUCTION CO INC				143.64	511100	EVC20345	GHENT FACILITY MAINTENANCE FOR THE PERIOD 10/24 THRU 10/30/11	NOV-2011
12,102	Other	EVANS CONSTRUCTION CO INC				102.73	514100	EVC20345	GHENT FACILITY MAINTENANCE FOR THE PERIOD 10/24 THRU 10/30/11	NOV-2011
12,103	Other	EVANS CONSTRUCTION CO INC				76.97	512100	EVC20345	GHENT FACILITY MAINTENANCE FOR THE PERIOD 10/24 THRU 10/30/11	NOV-2011
12,104	Other	EVANS CONSTRUCTION CO INC				25.76	511100	EVC20345	GHENT FACILITY MAINTENANCE FOR THE PERIOD 10/24 THRU 10/30/11	NOV-2011
12,105	Other	EVANS CONSTRUCTION CO INC				25.76	514100	EVC20345	GHENT FACILITY MAINTENANCE FOR THE PERIOD 10/24 THRU 10/30/11	NOV-2011
12,106	Other	EVANS CONSTRUCTION CO INC				25.76	514100	EVC20345	GHENT FACILITY MAINTENANCE FOR THE PERIOD 10/24 THRU 10/30/11	NOV-2011
12,107	Other	EVANS CONSTRUCTION CO INC				25.76	514100	EVC20345	GHENT FACILITY MAINTENANCE FOR THE PERIOD 10/24 THRU 10/30/11	NOV-2011
12,108	Other	EVANS CONSTRUCTION CO INC				2,282.52	512017	EVC20347	GHENT OUTSIDE MAINTENANCE FOR THE PERIOD 10/24 THRU 10/30/11	NOV-2011
12,109	Other	EVANS CONSTRUCTION CO INC				2,052.25	502003	EVC20347	GHENT OUTSIDE MAINTENANCE FOR THE PERIOD 10/24 THRU 10/30/11	NOV-2011
12,110	Other	EVANS CONSTRUCTION CO INC				1,586.40	511100	EVC20347	GHENT OUTSIDE MAINTENANCE FOR THE PERIOD 10/24 THRU 10/30/11	NOV-2011
12,111	Other	EVANS CONSTRUCTION CO INC				735.12	511100	EVC20347	GHENT OUTSIDE MAINTENANCE FOR THE PERIOD 10/24 THRU 10/30/11	NOV-2011
12,112	Other	EVANS CONSTRUCTION CO INC				612.00	511100	EVC20347	GHENT OUTSIDE MAINTENANCE FOR THE PERIOD 10/24 THRU 10/30/11	NOV-2011
12,113	Other	EVANS CONSTRUCTION CO INC				297.60	512100	EVC20347	GHENT OUTSIDE MAINTENANCE FOR THE PERIOD 10/24 THRU 10/30/11	NOV-2011
12,114	Other	EVANS CONSTRUCTION CO INC				288.16	511100	EVC20347	GHENT OUTSIDE MAINTENANCE FOR THE PERIOD 10/24 THRU 10/30/11	NOV-2011
12,115	Other	EVANS CONSTRUCTION CO INC				288.16	511100	EVC20347	GHENT OUTSIDE MAINTENANCE FOR THE PERIOD 10/24 THRU 10/30/11	NOV-2011
12,116	Other	EVANS CONSTRUCTION CO INC				252.08	513100	EVC20347	GHENT OUTSIDE MAINTENANCE FOR THE PERIOD 10/24 THRU 10/30/11	NOV-2011
12,117	Other	EVANS CONSTRUCTION CO INC				252.08	514100	EVC20347	GHENT OUTSIDE MAINTENANCE FOR THE PERIOD 10/24 THRU 10/30/11	NOV-2011
12,118	Other	EVANS CONSTRUCTION CO INC				251.36	512100	EVC20347	GHENT OUTSIDE MAINTENANCE FOR THE PERIOD 10/24 THRU 10/30/11	NOV-2011
12,119	Other	EVANS CONSTRUCTION CO INC				242.98	513100	EVC20347	GHENT OUTSIDE MAINTENANCE FOR THE PERIOD 10/24 THRU 10/30/11	NOV-2011
12,120	Other	EVANS CONSTRUCTION CO INC				238.08	512100	EVC20347	GHENT OUTSIDE MAINTENANCE FOR THE PERIOD 10/24 THRU 10/30/11	NOV-2011
12,121	Other	EVANS CONSTRUCTION CO INC				238.08	512100	EVC20347	GHENT OUTSIDE MAINTENANCE FOR THE PERIOD 10/24 THRU 10/30/11	NOV-2011
12,122	Other	EVANS CONSTRUCTION CO INC				238.08	513100	EVC20347	GHENT OUTSIDE MAINTENANCE FOR THE PERIOD 10/24 THRU 10/30/11	NOV-2011
12,123	Other	EVANS CONSTRUCTION CO INC				238.08	513100	EVC20347	GHENT OUTSIDE MAINTENANCE FOR THE PERIOD 10/24 THRU 10/30/11	NOV-2011
12,124	Other	EVANS CONSTRUCTION CO INC				204.00	511100	EVC20347	GHENT OUTSIDE MAINTENANCE FOR THE PERIOD 10/24 THRU 10/30/11	NOV-2011
12,125	Other	EVANS CONSTRUCTION CO INC				192.00	512017	EVC20347	GHENT OUTSIDE MAINTENANCE FOR THE PERIOD 10/24 THRU 10/30/11	NOV-2011
12,126	Other	EVANS CONSTRUCTION CO INC				126.04	512100	EVC20347	GHENT OUTSIDE MAINTENANCE FOR THE PERIOD 10/24 THRU 10/30/11	NOV-2011
12,127	Other	EVANS CONSTRUCTION CO INC				126.04	512100	EVC20347	GHENT OUTSIDE MAINTENANCE FOR THE PERIOD 10/24 THRU 10/30/11	NOV-2011
12,128	Other	EVANS CONSTRUCTION CO INC				119.04	512100	EVC20347	GHENT OUTSIDE MAINTENANCE FOR THE PERIOD 10/24 THRU 10/30/11	NOV-2011
12,129	Other	EVANS CONSTRUCTION CO INC				119.04	512100	EVC20347	GHENT OUTSIDE MAINTENANCE FOR THE PERIOD 10/24 THRU 10/30/11	NOV-2011
12,130	Other	EVANS CONSTRUCTION CO INC				119.04	512100	EVC20347	GHENT OUTSIDE MAINTENANCE FOR THE PERIOD 10/24 THRU 10/30/11	NOV-2011
12,131	Other	EVANS CONSTRUCTION CO INC				119.04	512100	EVC20347	GHENT OUTSIDE MAINTENANCE FOR THE PERIOD 10/24 THRU 10/30/11	NOV-2011
12,132	Other	EVANS CONSTRUCTION CO INC				119.04	512100	EVC20347	GHENT OUTSIDE MAINTENANCE FOR THE PERIOD 10/24 THRU 10/30/11	NOV-2011
12,133	Other	EVANS CONSTRUCTION CO INC				59.52	512100	EVC20347	GHENT OUTSIDE MAINTENANCE FOR THE PERIOD 10/24 THRU 10/30/11	NOV-2011
12,134	Other	EVANS CONSTRUCTION CO INC				48.00	513100	EVC20347	GHENT OUTSIDE MAINTENANCE FOR THE PERIOD 10/24 THRU 10/30/11	NOV-2011
12,135	Other	EVANS CONSTRUCTION CO INC				48.00	513100	EVC20347	GHENT OUTSIDE MAINTENANCE FOR THE PERIOD 10/24 THRU 10/30/11	NOV-2011
12,136	Other	EVANS CONSTRUCTION CO INC				653.09	553100	EVC20349	CT SITE MAINT 10/24 - 10/30/11	NOV-2011
12,137	Other	EVANS CONSTRUCTION CO INC				200.34	554100	EVC20349	CT SITE MAINT 10/24 - 10/30/11	NOV-2011
12,138	Other	EVANS CONSTRUCTION CO INC				186.03	554100	EVC20349	CT SITE MAINT 10/24 - 10/30/11	NOV-2011
12,139	Other	EVANS CONSTRUCTION CO INC				171.72	552100	EVC20349	CT SITE MAINT 10/24 - 10/30/11	NOV-2011
12,140	Other	EVANS CONSTRUCTION CO INC				157.41	553100	EVC20349	CT SITE MAINT 10/24 - 10/30/11	NOV-2011
12,141	Other	EVANS CONSTRUCTION CO INC				28.62	554100	EVC20349	CT SITE MAINT 10/24 - 10/30/11	NOV-2011
12,142	Other	EVANS CONSTRUCTION CO INC				14.31	552100	EVC20349	CT SITE MAINT 10/24 - 10/30/11	NOV-2011

KENTUCKY UTILITIES COMPANY
Case No. 2012- 00221
Analysis of Professional Services Expenses For the Test Year

(A)	(B)	(C)	(D)	(E)	(F)	(G)	(H)	(I)		
Line No.	Type	Vendor	Rate Case	Audit	Other	Total	Account	Invoice	Description	Period
12,143	Other	EVANS CONSTRUCTION CO INC				2,382.83	513100	EVC20350	RESIDENTIAL MAINT 10/24 - 10/30/11	NOV-2011
12,144	Other	EVANS CONSTRUCTION CO INC				1,745.82	513100	EVC20350	RESIDENTIAL MAINT 10/24 - 10/30/11	NOV-2011
12,145	Other	EVANS CONSTRUCTION CO INC				825.49	512017	EVC20350	RESIDENTIAL MAINT 10/24 - 10/30/11	NOV-2011
12,146	Other	EVANS CONSTRUCTION CO INC				590.96	512100	EVC20350	RESIDENTIAL MAINT 10/24 - 10/30/11	NOV-2011
12,147	Other	EVANS CONSTRUCTION CO INC				383.71	513100	EVC20350	RESIDENTIAL MAINT 10/24 - 10/30/11	NOV-2011
12,148	Other	EVANS CONSTRUCTION CO INC				311.36	512017	EVC20350	RESIDENTIAL MAINT 10/24 - 10/30/11	NOV-2011
12,149	Other	EVANS CONSTRUCTION CO INC				310.15	512017	EVC20350	RESIDENTIAL MAINT 10/24 - 10/30/11	NOV-2011
12,150	Other	EVANS CONSTRUCTION CO INC				286.20	512100	EVC20350	RESIDENTIAL MAINT 10/24 - 10/30/11	NOV-2011
12,151	Other	EVANS CONSTRUCTION CO INC				271.89	542100	EVC20350	RESIDENTIAL MAINT 10/24 - 10/30/11	NOV-2011
12,152	Other	EVANS CONSTRUCTION CO INC				258.55	511100	EVC20350	RESIDENTIAL MAINT 10/24 - 10/30/11	NOV-2011
12,153	Other	EVANS CONSTRUCTION CO INC				243.27	512100	EVC20350	RESIDENTIAL MAINT 10/24 - 10/30/11	NOV-2011
12,154	Other	EVANS CONSTRUCTION CO INC				243.27	512100	EVC20350	RESIDENTIAL MAINT 10/24 - 10/30/11	NOV-2011
12,155	Other	EVANS CONSTRUCTION CO INC				228.96	512100	EVC20350	RESIDENTIAL MAINT 10/24 - 10/30/11	NOV-2011
12,156	Other	EVANS CONSTRUCTION CO INC				171.72	512100	EVC20350	RESIDENTIAL MAINT 10/24 - 10/30/11	NOV-2011
12,157	Other	EVANS CONSTRUCTION CO INC				155.08	511100	EVC20350	RESIDENTIAL MAINT 10/24 - 10/30/11	NOV-2011
12,158	Other	EVANS CONSTRUCTION CO INC				147.74	511100	EVC20350	RESIDENTIAL MAINT 10/24 - 10/30/11	NOV-2011
12,159	Other	EVANS CONSTRUCTION CO INC				147.74	512100	EVC20350	RESIDENTIAL MAINT 10/24 - 10/30/11	NOV-2011
12,160	Other	EVANS CONSTRUCTION CO INC				147.74	512100	EVC20350	RESIDENTIAL MAINT 10/24 - 10/30/11	NOV-2011
12,161	Other	EVANS CONSTRUCTION CO INC				143.10	512100	EVC20350	RESIDENTIAL MAINT 10/24 - 10/30/11	NOV-2011
12,162	Other	EVANS CONSTRUCTION CO INC				114.48	511100	EVC20350	RESIDENTIAL MAINT 10/24 - 10/30/11	NOV-2011
12,163	Other	EVANS CONSTRUCTION CO INC				114.48	511100	EVC20350	RESIDENTIAL MAINT 10/24 - 10/30/11	NOV-2011
12,164	Other	EVANS CONSTRUCTION CO INC				114.48	512100	EVC20350	RESIDENTIAL MAINT 10/24 - 10/30/11	NOV-2011
12,165	Other	EVANS CONSTRUCTION CO INC				100.17	512100	EVC20350	RESIDENTIAL MAINT 10/24 - 10/30/11	NOV-2011
12,166	Other	EVANS CONSTRUCTION CO INC				85.86	512100	EVC20350	RESIDENTIAL MAINT 10/24 - 10/30/11	NOV-2011
12,167	Other	EVANS CONSTRUCTION CO INC				85.86	512100	EVC20350	RESIDENTIAL MAINT 10/24 - 10/30/11	NOV-2011
12,168	Other	EVANS CONSTRUCTION CO INC				85.86	513100	EVC20350	RESIDENTIAL MAINT 10/24 - 10/30/11	NOV-2011
12,169	Other	EVANS CONSTRUCTION CO INC				85.86	542100	EVC20350	RESIDENTIAL MAINT 10/24 - 10/30/11	NOV-2011
12,170	Other	EVANS CONSTRUCTION CO INC				73.87	511100	EVC20350	RESIDENTIAL MAINT 10/24 - 10/30/11	NOV-2011
12,171	Other	EVANS CONSTRUCTION CO INC				73.87	512100	EVC20350	RESIDENTIAL MAINT 10/24 - 10/30/11	NOV-2011
12,172	Other	EVANS CONSTRUCTION CO INC				73.87	513100	EVC20350	RESIDENTIAL MAINT 10/24 - 10/30/11	NOV-2011
12,173	Other	EVANS CONSTRUCTION CO INC				71.55	511100	EVC20350	RESIDENTIAL MAINT 10/24 - 10/30/11	NOV-2011
12,174	Other	EVANS CONSTRUCTION CO INC				71.55	512100	EVC20350	RESIDENTIAL MAINT 10/24 - 10/30/11	NOV-2011
12,175	Other	EVANS CONSTRUCTION CO INC				62.03	511100	EVC20350	RESIDENTIAL MAINT 10/24 - 10/30/11	NOV-2011
12,176	Other	EVANS CONSTRUCTION CO INC				62.03	512017	EVC20350	RESIDENTIAL MAINT 10/24 - 10/30/11	NOV-2011
12,177	Other	EVANS CONSTRUCTION CO INC				62.03	512017	EVC20350	RESIDENTIAL MAINT 10/24 - 10/30/11	NOV-2011
12,178	Other	EVANS CONSTRUCTION CO INC				62.03	512100	EVC20350	RESIDENTIAL MAINT 10/24 - 10/30/11	NOV-2011
12,179	Other	EVANS CONSTRUCTION CO INC				57.24	511100	EVC20350	RESIDENTIAL MAINT 10/24 - 10/30/11	NOV-2011
12,180	Other	EVANS CONSTRUCTION CO INC				57.24	511100	EVC20350	RESIDENTIAL MAINT 10/24 - 10/30/11	NOV-2011
12,181	Other	EVANS CONSTRUCTION CO INC				57.24	514100	EVC20350	RESIDENTIAL MAINT 10/24 - 10/30/11	NOV-2011
12,182	Other	EVANS CONSTRUCTION CO INC				57.24	514100	EVC20350	RESIDENTIAL MAINT 10/24 - 10/30/11	NOV-2011
12,183	Other	EVANS CONSTRUCTION CO INC				57.24	514100	EVC20350	RESIDENTIAL MAINT 10/24 - 10/30/11	NOV-2011
12,184	Other	EVANS CONSTRUCTION CO INC				42.93	512100	EVC20350	RESIDENTIAL MAINT 10/24 - 10/30/11	NOV-2011
12,185	Other	EVANS CONSTRUCTION CO INC				42.93	514100	EVC20350	RESIDENTIAL MAINT 10/24 - 10/30/11	NOV-2011
12,186	Other	EVANS CONSTRUCTION CO INC				42.93	514100	EVC20350	RESIDENTIAL MAINT 10/24 - 10/30/11	NOV-2011
12,187	Other	EVANS CONSTRUCTION CO INC				28.62	511100	EVC20350	RESIDENTIAL MAINT 10/24 - 10/30/11	NOV-2011
12,188	Other	EVANS CONSTRUCTION CO INC				28.62	512100	EVC20350	RESIDENTIAL MAINT 10/24 - 10/30/11	NOV-2011
12,189	Other	EVANS CONSTRUCTION CO INC				28.62	512100	EVC20350	RESIDENTIAL MAINT 10/24 - 10/30/11	NOV-2011
12,190	Other	EVANS CONSTRUCTION CO INC				28.62	514100	EVC20350	RESIDENTIAL MAINT 10/24 - 10/30/11	NOV-2011
12,191	Other	EVANS CONSTRUCTION CO INC				28.62	514100	EVC20350	RESIDENTIAL MAINT 10/24 - 10/30/11	NOV-2011
12,192	Other	EVANS CONSTRUCTION CO INC				28.62	514100	EVC20350	RESIDENTIAL MAINT 10/24 - 10/30/11	NOV-2011
12,193	Other	EVANS CONSTRUCTION CO INC				28.62	542100	EVC20350	RESIDENTIAL MAINT 10/24 - 10/30/11	NOV-2011
12,194	Other	EVANS CONSTRUCTION CO INC				28.62	542100	EVC20350	RESIDENTIAL MAINT 10/24 - 10/30/11	NOV-2011
12,195	Other	EVANS CONSTRUCTION CO INC				28.62	545100	EVC20350	RESIDENTIAL MAINT 10/24 - 10/30/11	NOV-2011
12,196	Other	EVANS CONSTRUCTION CO INC				28.62	545100	EVC20350	RESIDENTIAL MAINT 10/24 - 10/30/11	NOV-2011
12,197	Other	EVANS CONSTRUCTION CO INC				14.31	545100	EVC20350	RESIDENTIAL MAINT 10/24 - 10/30/11	NOV-2011
12,198	Other	EVANS CONSTRUCTION CO INC				14.31	545100	EVC20350	RESIDENTIAL MAINT 10/24 - 10/30/11	NOV-2011
12,199	Other	EVANS CONSTRUCTION CO INC				2,539.10	923900	EVC20355	EVANS - SIMPSONVILLE SERVICES FOR OCT 2011 - INV # EVC-20355 DATED 11/11/2011	NOV-2011
12,200	Other	EVANS CONSTRUCTION CO INC				620.67	923900	EVC20355	EVANS - SIMPSONVILLE SERVICES FOR OCT 2011 - INV # EVC-20355 DATED 11/11/2011	NOV-2011

KENTUCKY UTILITIES COMPANY
Case No. 2012- 00221
Analysis of Professional Services Expenses For the Test Year

(A)	(B)	(C)	(D)	(E)	(F)	(G)	(H)	(I)		
Line No.	Type	Vendor	Rate Case	Audit	Other	Total	Account	Invoice	Description	Period
12,201	Other	EVANS CONSTRUCTION CO INC				64.00	588100	EVC20356	Truck washing October 2011	NOV-2011
12,202	Other	EVANS CONSTRUCTION CO INC				44.00	588100	EVC20356	Truck washing October 2011	NOV-2011
12,203	Other	EVANS CONSTRUCTION CO INC				44.00	588100	EVC20356	Truck washing October 2011	NOV-2011
12,204	Other	EVANS CONSTRUCTION CO INC				44.00	588100	EVC20356	Truck washing October 2011	NOV-2011
12,205	Other	EVANS CONSTRUCTION CO INC				44.00	588100	EVC20356	Truck washing October 2011	NOV-2011
12,206	Other	EVANS CONSTRUCTION CO INC				44.00	588100	EVC20356	Truck washing October 2011	NOV-2011
12,207	Other	EVANS CONSTRUCTION CO INC				44.00	588100	EVC20356	Truck washing October 2011	NOV-2011
12,208	Other	EVANS CONSTRUCTION CO INC				44.00	588100	EVC20356	Truck washing October 2011	NOV-2011
12,209	Other	EVANS CONSTRUCTION CO INC				44.00	588100	EVC20356	Truck washing October 2011	NOV-2011
12,210	Other	EVANS CONSTRUCTION CO INC				22.00	588100	EVC20356	Truck washing October 2011	NOV-2011
12,211	Other	EVANS CONSTRUCTION CO INC				576.00	502100	EVC20357	PROVIDE JANITORIAL WORK FOR SYS LAB 3/1/11 THRU 12/31/11	NOV-2011
12,212	Other	EVANS CONSTRUCTION CO INC				2,096.93	501090	EVC20358	PROVIDE SERVICES FOR COAL SAMPLE PREPARATION AT SYSTEM LAB 3/1/2011-12/31/2011	NOV-2011
12,213	Other	EVANS CONSTRUCTION CO INC				560.79	583001	EVC20376	LONDON STOREROOM-JANITORIAL SERVICES THROUGH END OF 2011	OCT-2011
12,214	Other	EVANS CONSTRUCTION CO INC				76.47	583001	EVC20376	LONDON STOREROOM-JANITORIAL SERVICES THROUGH END OF 2011	OCT-2011
12,215	Other	EVANS CONSTRUCTION CO INC				1,234.68	935403	EVC20377	MAYSVILLE BUS OFFICE - JANITORIAL SERVICES THROUGH END OF 2011	OCT-2011
12,216	Other	EVANS CONSTRUCTION CO INC				168.36	935403	EVC20377	MAYSVILLE BUS OFFICE - JANITORIAL SERVICES THROUGH END OF 2011	OCT-2011
12,217	Other	EVANS CONSTRUCTION CO INC				451.67	935403	EVC20387	EVANS CONSTRUCTION - VERSAILLES OFFICE - LIGHT MAINTENANCE REPAIRS. INVOICE EVC-20235	OCT-2011
12,218	Other	EVANS CONSTRUCTION CO INC				1,627.50	935403	EVC20389	EVANS CONSTRUCTION - SOMERSET OFFICE - LIGHT MAINTENANCE REPAIRS. INVOICE EVC-20246	OCT-2011
12,219	Other	EVANS CONSTRUCTION CO INC				273.00	935403	EVC20390	EVANS CONSTRUCTION -MAYSVILLE OFFICE - LIGHT MAINTENANCE REPAIRS. INVOICE EVC-20247	OCT-2011
12,220	Other	EVANS CONSTRUCTION CO INC				1,008.00	935403	EVC20391	EVANS CONSTRUCTION - MAYSVILLE SUBSTATION - LIGHT MAINTENANCE REPAIRS. INVOICE EVC-20248	OCT-2011
12,221	Other	EVANS CONSTRUCTION CO INC				231.17	935402	EVC20392	EVANS CONSTRUCTION - GREENVILLE STRM - LIGHT MAINTENANCE REPAIRS. INVOICE EVC-20263	OCT-2011
12,222	Other	EVANS CONSTRUCTION CO INC				768.16	935403	EVC20424	EVANS CONSTRUCTION - BARLOW B.O. - LIGHT MAINTENANCE REPAIRS. INVOICE EVC-20424	NOV-2011
12,223	Other	EVANS CONSTRUCTION CO INC				345.88	935403	EVC20427	BIG STONE GAP JANITORIAL SERVICES - THROUGH END OF 2011	NOV-2011
12,224	Other	EVANS CONSTRUCTION CO INC				47.17	935403	EVC20427	BIG STONE GAP JANITORIAL SERVICES - THROUGH END OF 2011	NOV-2011
12,225	Other	EVANS CONSTRUCTION CO INC				837.60	935403	EVC20428	CAMPBELLSVILLE BUS OFFICE-JANITORIAL SERVICES THROUGH END OF 2011	NOV-2011
12,226	Other	EVANS CONSTRUCTION CO INC				114.22	935403	EVC20428	CAMPBELLSVILLE BUS OFFICE-JANITORIAL SERVICES THROUGH END OF 2011	NOV-2011
12,227	Other	EVANS CONSTRUCTION CO INC				290.88	935402	EVC20429	CAMPBELLSVILLE STRM JANITORIAL SERVICES THROUGH END OF 2011	NOV-2011
12,228	Other	EVANS CONSTRUCTION CO INC				39.67	935402	EVC20429	CAMPBELLSVILLE STRM JANITORIAL SERVICES THROUGH END OF 2011	NOV-2011
12,229	Other	EVANS CONSTRUCTION CO INC				790.21	923100	EVC20430	CARROLLTON STOREROOM-JANITORIAL SERVICES THROUGH END OF 2011	NOV-2011
12,230	Other	EVANS CONSTRUCTION CO INC				107.76	923100	EVC20430	CARROLLTON STOREROOM-JANITORIAL SERVICES THROUGH END OF 2011	NOV-2011
12,231	Other	EVANS CONSTRUCTION CO INC				2,712.49	935403	EVC20431	DANVILLE BUSINESS OFFICE-JANITORIAL SERVICES THROUGH END OF 2011	NOV-2011
12,232	Other	EVANS CONSTRUCTION CO INC				369.89	935403	EVC20431	DANVILLE BUSINESS OFFICE-JANITORIAL SERVICES THROUGH END OF 2011	NOV-2011
12,233	Other	EVANS CONSTRUCTION CO INC				881.26	935402	EVC20432	DANVILLE STOREROOM - JANITORIAL SERVICES THROUGH END OF 2011	NOV-2011
12,234	Other	EVANS CONSTRUCTION CO INC				120.17	935402	EVC20432	DANVILLE STOREROOM - JANITORIAL SERVICES THROUGH END OF 2011	NOV-2011
12,235	Other	EVANS CONSTRUCTION CO INC				1,250.03	588100	EVC20433	DANVILLE SUBSTATION OFFICE -JANITORIAL SERVICES THROUGH END OF 2011	NOV-2011
12,236	Other	EVANS CONSTRUCTION CO INC				170.46	588100	EVC20433	DANVILLE SUBSTATION OFFICE -JANITORIAL SERVICES THROUGH END OF 2011	NOV-2011
12,237	Other	EVANS CONSTRUCTION CO INC				97.94	935402	EVC20434	DANVILLE TRAINING BLDG-- JANITORIAL SERVICES THROUGH END OF 2011	NOV-2011
12,238	Other	EVANS CONSTRUCTION CO INC				13.36	935402	EVC20434	DANVILLE TRAINING BLDG-- JANITORIAL SERVICES THROUGH END OF 2011	NOV-2011
12,239	Other	EVANS CONSTRUCTION CO INC				623.95	935403	EVC20435	EARLINGTON STOREROOM-JANITORIAL SERVICES THROUGH END OF 2011	NOV-2011
12,240	Other	EVANS CONSTRUCTION CO INC				85.08	935403	EVC20435	EARLINGTON STOREROOM-JANITORIAL SERVICES THROUGH END OF 2011	NOV-2011
12,241	Other	EVANS CONSTRUCTION CO INC				1,763.35	935403	EVC20436	EARLINGTON WEST TECH-JANITORIAL SERVICES THROUGH END OF 2011	NOV-2011
12,242	Other	EVANS CONSTRUCTION CO INC				240.46	935403	EVC20436	EARLINGTON WEST TECH-JANITORIAL SERVICES THROUGH END OF 2011	NOV-2011
12,243	Other	EVANS CONSTRUCTION CO INC				660.80	935403	EVC20437	EDDYVILLE BUS OFFICE - JANITORIAL SERVICES THROUGH END OF 2011	NOV-2011
12,244	Other	EVANS CONSTRUCTION CO INC				90.11	935403	EVC20437	EDDYVILLE BUS OFFICE - JANITORIAL SERVICES THROUGH END OF 2011	NOV-2011
12,245	Other	EVANS CONSTRUCTION CO INC				264.04	935403	EVC20438	EDDYVILLE STOREROOM-JANITORIAL SERVICES THROUGH END OF 2011	NOV-2011

KENTUCKY UTILITIES COMPANY
Case No. 2012- 00221
Analysis of Professional Services Expenses For the Test Year

(A)	(B)	(C)	(D)	(E)	(F)	(G)	(H)	(I)		
Line No.	Type	Vendor	Rate Case	Audit	Other	Total	Account	Invoice	Description	Period
12,246	Other	EVANS CONSTRUCTION CO INC				36.01	935403	EVC20438	EDDYVILLE STOREROOM-JANITORIAL SERVICES THROUGH END OF 2011	NOV-2011
12,247	Other	EVANS CONSTRUCTION CO INC				2,854.13	935403	EVC20439	E-TOWN BUS OFFICE - JANITORIAL SERVICES THROUGH END OF 2011	NOV-2011
12,248	Other	EVANS CONSTRUCTION CO INC				389.20	935403	EVC20439	E-TOWN BUS OFFICE - JANITORIAL SERVICES THROUGH END OF 2011	NOV-2011
12,249	Other	EVANS CONSTRUCTION CO INC				521.13	583001	EVC20440	E-TOWN STOREROOM-JANITORIAL SERVICES THROUGH END OF 2011	NOV-2011
12,250	Other	EVANS CONSTRUCTION CO INC				71.06	583001	EVC20440	E-TOWN STOREROOM-JANITORIAL SERVICES THROUGH END OF 2011	NOV-2011
12,251	Other	EVANS CONSTRUCTION CO INC				1,272.80	935403	EVC20441	GEORGETOWN BUS OFFICE - JANITORIAL SERVICES THROUGH END OF 2011	NOV-2011
12,252	Other	EVANS CONSTRUCTION CO INC				173.56	935403	EVC20441	GEORGETOWN BUS OFFICE - JANITORIAL SERVICES THROUGH END OF 2011	NOV-2011
12,253	Other	EVANS CONSTRUCTION CO INC				197.67	935403	EVC20443	GREENVILLE STOREROOM -JANITORIAL SERVICES THROUGH END OF 2011	NOV-2011
12,254	Other	EVANS CONSTRUCTION CO INC				26.96	935403	EVC20443	GREENVILLE STOREROOM -JANITORIAL SERVICES THROUGH END OF 2011	NOV-2011
12,255	Other	EVANS CONSTRUCTION CO INC				976.94	935403	EVC20444	HARLAN BUS OFFICE- JANITORIAL SERVICES THROUGH END OF 2011	NOV-2011
12,256	Other	EVANS CONSTRUCTION CO INC				133.22	935403	EVC20444	HARLAN BUS OFFICE- JANITORIAL SERVICES THROUGH END OF 2011	NOV-2011
12,257	Other	EVANS CONSTRUCTION CO INC				559.42	935403	EVC20445	HARLAN STOREROOM-JANITORIAL SERVICES BEGINNING JAN 2012 FOR ESTIMATED 36 MONTHS	NOV-2011
12,258	Other	EVANS CONSTRUCTION CO INC				75.00	935403	EVC20446	LEBANON JANITORIAL SERVICES THROUGH END OF 2011	NOV-2011
12,259	Other	EVANS CONSTRUCTION CO INC				548.42	935403	EVC20447	LEX METER - JANITORIAL SERVICES THROUGH END OF 2011	NOV-2011
12,260	Other	EVANS CONSTRUCTION CO INC				74.78	935403	EVC20447	LEX METER - JANITORIAL SERVICES THROUGH END OF 2011	NOV-2011
12,261	Other	EVANS CONSTRUCTION CO INC				4,719.29	935403	EVC20448	LEX. OP CTR - JANITORIAL SERVICES BEGINNING JAN 2012 FOR ESTIMATED 36 MONTHS	NOV-2011
12,262	Other	EVANS CONSTRUCTION CO INC				643.54	935403	EVC20448	LEX. OP CTR - JANITORIAL SERVICES BEGINNING JAN 2012 FOR ESTIMATED 36 MONTHS	NOV-2011
12,263	Other	EVANS CONSTRUCTION CO INC				802.60	935402	EVC20449	LEXINGTON SUBSTATION-JANITORIAL SERVICES THROUGH END OF 2011	NOV-2011
12,264	Other	EVANS CONSTRUCTION CO INC				109.45	935402	EVC20449	LEXINGTON SUBSTATION-JANITORIAL SERVICES THROUGH END OF 2011	NOV-2011
12,265	Other	EVANS CONSTRUCTION CO INC				609.20	923900	EVC20450	LEXINGTON TELECOM - JANITORIAL SERVICES TO END OF CONTRACT	NOV-2011
12,266	Other	EVANS CONSTRUCTION CO INC				66.00	935403	EVC20451	LIVERMORE-JANITORIAL SERVICES THROUGH END OF 2011	NOV-2011
12,267	Other	EVANS CONSTRUCTION CO INC				9.00	935403	EVC20451	LIVERMORE-JANITORIAL SERVICES THROUGH END OF 2011	NOV-2011
12,268	Other	EVANS CONSTRUCTION CO INC				1,241.05	935403	EVC20452	LONDON BUS OFFICE - JANITORIAL SERVICES THROUGH END OF 2011	NOV-2011
12,269	Other	EVANS CONSTRUCTION CO INC				169.23	935403	EVC20452	LONDON BUS OFFICE - JANITORIAL SERVICES THROUGH END OF 2011	NOV-2011
12,270	Other	EVANS CONSTRUCTION CO INC				601.78	583001	EVC20453	LONDON STOREROOM-JANITORIAL SERVICES THROUGH END OF 2011	NOV-2011
12,271	Other	EVANS CONSTRUCTION CO INC				82.06	583001	EVC20453	LONDON STOREROOM-JANITORIAL SERVICES THROUGH END OF 2011	NOV-2011
12,272	Other	EVANS CONSTRUCTION CO INC				119.57	935403	EVC20455	MAYSVILLE STOREROOM -JANITORIAL SERVICES THROUGH END OF 2011	NOV-2011
12,273	Other	EVANS CONSTRUCTION CO INC				16.30	935403	EVC20455	MAYSVILLE STOREROOM -JANITORIAL SERVICES THROUGH END OF 2011	NOV-2011
12,274	Other	EVANS CONSTRUCTION CO INC				1,058.54	935403	EVC20456	MIDDLESBORO BUS OFFICE - JANITORIAL SERVICES THROUGH END OF 2011	NOV-2011
12,275	Other	EVANS CONSTRUCTION CO INC				144.35	935403	EVC20456	MIDDLESBORO BUS OFFICE - JANITORIAL SERVICES THROUGH END OF 2011	NOV-2011
12,276	Other	EVANS CONSTRUCTION CO INC				1,346.34	921003	EVC20457	MIDWAY-JANITORIAL SERVICES THROUGH END OF 2011	NOV-2011
12,277	Other	EVANS CONSTRUCTION CO INC				183.59	921003	EVC20457	MIDWAY-JANITORIAL SERVICES THROUGH END OF 2011	NOV-2011
12,278	Other	EVANS CONSTRUCTION CO INC				989.28	935403	EVC20458	MOREHEAD BUS OFFICE - JANITORIAL SERVICES THROUGH END OF 2011	NOV-2011
12,279	Other	EVANS CONSTRUCTION CO INC				134.90	935403	EVC20458	MOREHEAD BUS OFFICE - JANITORIAL SERVICES THROUGH END OF 2011	NOV-2011
12,280	Other	EVANS CONSTRUCTION CO INC				2,284.08	935403	EVC20459	MORGANFIELD BUS OFFICE - JANITORIAL SERVICES THROUGH END OF 2011	NOV-2011
12,281	Other	EVANS CONSTRUCTION CO INC				311.46	935403	EVC20459	MORGANFIELD BUS OFFICE - JANITORIAL SERVICES THROUGH END OF 2011	NOV-2011
12,282	Other	EVANS CONSTRUCTION CO INC				655.48	935403	EVC20460	MORGANFIELD STRM-JANITORIAL SERVICES THROUGH END OF 2011	NOV-2011
12,283	Other	EVANS CONSTRUCTION CO INC				89.38	935403	EVC20460	MORGANFIELD STRM-JANITORIAL SERVICES THROUGH END OF 2011	NOV-2011
12,284	Other	EVANS CONSTRUCTION CO INC				1,231.39	935403	EVC20461	MT STERLING - JANITORIAL SERVICES THROUGH END OF 2011	NOV-2011
12,285	Other	EVANS CONSTRUCTION CO INC				167.92	935403	EVC20461	MT STERLING - JANITORIAL SERVICES THROUGH END OF 2011	NOV-2011
12,286	Other	EVANS CONSTRUCTION CO INC				256.80	588100	EVC20462	MT STERLING STOREROOM-JANITORIAL SERVICES THROUGH END OF 2011	NOV-2011
12,287	Other	EVANS CONSTRUCTION CO INC				35.02	588100	EVC20462	MT STERLING STOREROOM-JANITORIAL SERVICES THROUGH END OF 2011	NOV-2011
12,288	Other	EVANS CONSTRUCTION CO INC				1,038.27	935403	EVC20464	NORTON BUS OFFICE - JANITORIAL SERVICES THROUGH END OF 2011	NOV-2011
12,289	Other	EVANS CONSTRUCTION CO INC				141.58	935403	EVC20464	NORTON BUS OFFICE - JANITORIAL SERVICES THROUGH END OF 2011	NOV-2011
12,290	Other	EVANS CONSTRUCTION CO INC				356.97	935403	EVC20465	NORTON STOREROOM-JANITORIAL SERVICES THROUGH END OF 2011	NOV-2011
12,291	Other	EVANS CONSTRUCTION CO INC				48.68	935403	EVC20465	NORTON STOREROOM-JANITORIAL SERVICES THROUGH END OF 2011	NOV-2011
12,292	Other	EVANS CONSTRUCTION CO INC				15,811.78	921003	EVC20466	ONE QUALITY - JANITORIAL SERVICES THROUGH END OF 2011	NOV-2011
12,293	Other	EVANS CONSTRUCTION CO INC				2,156.15	921003	EVC20466	ONE QUALITY - JANITORIAL SERVICES THROUGH END OF 2011	NOV-2011
12,294	Other	EVANS CONSTRUCTION CO INC				513.62	935403	EVC20467	PARIS BUS OFFICE - JANITORIAL SERVICES THROUGH END OF 2011	NOV-2011
12,295	Other	EVANS CONSTRUCTION CO INC				70.04	935403	EVC20467	PARIS BUS OFFICE - JANITORIAL SERVICES THROUGH END OF 2011	NOV-2011
12,296	Other	EVANS CONSTRUCTION CO INC				272.43	935402	EVC20468	PARIS STOREROOM-JANITORIAL SERVICES THROUGH END OF 2011	NOV-2011

KENTUCKY UTILITIES COMPANY
Case No. 2012- 00221
Analysis of Professional Services Expenses For the Test Year

(A)	(B)	(C)	(D)	(E)	(F)	(G)	(H)	(I)		
Line No.	Type	Vendor	Rate Case	Audit	Other	Total	Account	Invoice	Description	Period
12,297	Other	EVANS CONSTRUCTION CO INC				37.15	935402	EVC20468	PARIS STOREROOM-JANITORIAL SERVICES THROUGH END OF 2011	NOV-2011
12,298	Other	EVANS CONSTRUCTION CO INC				867.08	935403	EVC20469	PENNINGTON GAP BUS OFFICE- JANITORIAL SERVICES THROUGH END OF 2011	NOV-2011
12,299	Other	EVANS CONSTRUCTION CO INC				118.24	935403	EVC20469	PENNINGTON GAP BUS OFFICE- JANITORIAL SERVICES THROUGH END OF 2011	NOV-2011
12,300	Other	EVANS CONSTRUCTION CO INC				304.81	935403	EVC20470	PENNINGTON GAP STOREROOM-JANITORIAL SERVICES THROUGH END OF 2011	NOV-2011
12,301	Other	EVANS CONSTRUCTION CO INC				41.57	935403	EVC20470	PENNINGTON GAP STOREROOM-JANITORIAL SERVICES THROUGH END OF 2011	NOV-2011
12,302	Other	EVANS CONSTRUCTION CO INC				171.70	921002	EVC20471	PINEVILLE COMPLEX-JANITORIAL SERVICES THROUGH END OF 2011	NOV-2011
12,303	Other	EVANS CONSTRUCTION CO INC				171.70	903930	EVC20471	PINEVILLE COMPLEX-JANITORIAL SERVICES THROUGH END OF 2011	NOV-2011
12,304	Other	EVANS CONSTRUCTION CO INC				171.70	580100	EVC20471	PINEVILLE COMPLEX-JANITORIAL SERVICES THROUGH END OF 2011	NOV-2011
12,305	Other	EVANS CONSTRUCTION CO INC				171.70	580100	EVC20471	PINEVILLE COMPLEX-JANITORIAL SERVICES THROUGH END OF 2011	NOV-2011
12,306	Other	EVANS CONSTRUCTION CO INC				71.43	923900	EVC20472	PINEVILLE TELECOM-JANITORIAL SERVICES TO THE END OF CONTRACT	NOV-2011
12,307	Other	EVANS CONSTRUCTION CO INC				1,869.06	935403	EVC20473	RICHMOND BUS OFFICE - JANITORIAL SERVICES THROUGH END OF 2011	NOV-2011
12,308	Other	EVANS CONSTRUCTION CO INC				254.87	935403	EVC20473	RICHMOND BUS OFFICE - JANITORIAL SERVICES THROUGH END OF 2011	NOV-2011
12,309	Other	EVANS CONSTRUCTION CO INC				1,345.18	935402	EVC20474	RICHMOND STRM AND CLAY DR-JANITORIAL SERVICES THROUGH END OF 2011	NOV-2011
12,310	Other	EVANS CONSTRUCTION CO INC				336.29	935402	EVC20474	RICHMOND STRM AND CLAY DR-JANITORIAL SERVICES THROUGH END OF 2011	NOV-2011
12,311	Other	EVANS CONSTRUCTION CO INC				1,893.71	935403	EVC20475	SHELBYVILLE BUS OFFICE - JANITORIAL SERVICES THROUGH END OF 2011	NOV-2011
12,312	Other	EVANS CONSTRUCTION CO INC				258.23	935403	EVC20475	SHELBYVILLE BUS OFFICE - JANITORIAL SERVICES THROUGH END OF 2011	NOV-2011
12,313	Other	EVANS CONSTRUCTION CO INC				592.53	935403	EVC20476	SHELBYVILLE STOREROOM-JANITORIAL SERVICES THROUGH END OF 2011	NOV-2011
12,314	Other	EVANS CONSTRUCTION CO INC				80.80	935403	EVC20476	SHELBYVILLE STOREROOM-JANITORIAL SERVICES THROUGH END OF 2011	NOV-2011
12,315	Other	EVANS CONSTRUCTION CO INC				1,187.42	935403	EVC20477	SOMERSET BUS OFFICE - JANITORIAL SERVICES THROUGH END OF 2011	NOV-2011
12,316	Other	EVANS CONSTRUCTION CO INC				161.92	935403	EVC20477	SOMERSET BUS OFFICE - JANITORIAL SERVICES THROUGH END OF 2011	NOV-2011
12,317	Other	EVANS CONSTRUCTION CO INC				324.70	923100	EVC20478	SOMERSET STOREROOM-JANITORIAL SERVICES THROUGH END OF 2011	NOV-2011
12,318	Other	EVANS CONSTRUCTION CO INC				81.17	923100	EVC20478	SOMERSET STOREROOM-JANITORIAL SERVICES THROUGH END OF 2011	NOV-2011
12,319	Other	EVANS CONSTRUCTION CO INC				2,394.44	935403	EVC20479	VERSAILLES BUS OFFICE - JANITORIAL SERVICES THROUGH END OF 2011	NOV-2011
12,320	Other	EVANS CONSTRUCTION CO INC				326.51	935403	EVC20479	VERSAILLES BUS OFFICE - JANITORIAL SERVICES THROUGH END OF 2011	NOV-2011
12,321	Other	EVANS CONSTRUCTION CO INC				724.95	935403	EVC20480	WINCHESTER BUS OFFICE - JANITORIAL SERVICES THROUGH END OF 2011	NOV-2011
12,322	Other	EVANS CONSTRUCTION CO INC				98.86	935403	EVC20480	WINCHESTER BUS OFFICE - JANITORIAL SERVICES THROUGH END OF 2011	NOV-2011
12,323	Other	EVANS CONSTRUCTION CO INC				26,996.17	511100	EVC20482	JANITORIAL SERVICES FOR OCTOBER 2011	NOV-2011
12,324	Other	EVANS CONSTRUCTION CO INC				2,094.68	511100	EVC20482	JANITORIAL SERVICES FOR OCTOBER 2011	NOV-2011
12,325	Other	EVANS CONSTRUCTION CO INC				1,548.16	511100	EVC20483	EXTRA WORK DONE OUTSIDE OF THE JANITORIAL SCOPE	NOV-2011
12,326	Other	EVANS CONSTRUCTION CO INC				27,916.65	501090	EVC20484	COAL YARD MAINTENANCE FOR EW BROWN 10/03 - 10/30/11	NOV-2011
12,327	Other	EVANS CONSTRUCTION CO INC				964.40	506100	EVC20489	LABOR TO TEST AND TREAT TYRONE SEWAGE WATER	NOV-2011
12,328	Other	EVANS CONSTRUCTION CO INC				1,183.36	506100	EVC20490	LABOR TO CLEAN TYRONE PLANT IN OCTOBER 2011	NOV-2011
12,329	Other	EVANS CONSTRUCTION CO INC				528.80	935403	EVC20525	EVANS CONSTRUCTION - CAMPBELLSVILLE B.O. - LIGHT MAINTENANCE REPAIRS. INVOICE EVC-20525	NOV-2011
12,330	Other	EVANS CONSTRUCTION CO INC				230.83	935402	EVC20526	EVANS CONSTRUCTION - CAMPBELLSVILLE STRM - LIGHT MAINTENANCE REPAIRS. INVOICE EVC-20526	NOV-2011
12,331	Other	EVANS CONSTRUCTION CO INC				47.25	935402	EVC20527	EVANS CONSTRUCTION - CARROLLTON STRM - LIGHT MAINTENANCE REPAIRS. INVOICE EVC-20527	NOV-2011
12,332	Other	EVANS CONSTRUCTION CO INC				104.74	935402	EVC20529	EVANS CONSTRUCTION - COEBURN BOND STATION - LIGHT MAINTENANCE REPAIRS. INVOICE EVC-20529	NOV-2011
12,333	Other	EVANS CONSTRUCTION CO INC				3,023.26	935403	EVC20530	EVANS CONSTRUCTION - DANVILLE B O - LIGHT MAINTENANCE REPAIRS. INVOICE EVC-20530	NOV-2011
12,334	Other	EVANS CONSTRUCTION CO INC				496.69	935403	EVC20531	EVANS CONSTRUCTION - DANVILLE SUB/METER - LIGHT MAINTENANCE REPAIRS. INVOICE EVC-20531	NOV-2011
12,335	Other	EVANS CONSTRUCTION CO INC				401.97	935402	EVC20532	EVANS CONSTRUCTION - DANVILLE STRM - LIGHT MAINTENANCE REPAIRS. INVOICE EVC-20532	NOV-2011
12,336	Other	EVANS CONSTRUCTION CO INC				2,268.27	566900	EVC20533	LABOR, EQUIP AND VEH EXPENSES ASSOCIATED WITH LIGHT MAINTENANCE REQUESTED AND PERFORMED AT THE DIX DAM LOCATION (THIS IS A NOT TO EXCEED AMOUNT)	NOV-2011
12,337	Other	EVANS CONSTRUCTION CO INC				4,928.18	923100	EVC20534	EVANS CONSTRUCTION -LGE CENTER - LIGHT MAINTENANCE REPAIRS. INVOICE EVC-20534	NOV-2011
12,338	Other	EVANS CONSTRUCTION CO INC				325.50	935402	EVC20536	EVANS CONSTRUCTION - EDDYVILLE STRM - LIGHT MAINTENANCE REPAIRS. INVOICE EVC-20536	NOV-2011

KENTUCKY UTILITIES COMPANY
Case No. 2012- 00221
Analysis of Professional Services Expenses For the Test Year

(A)	(B)	(C)	(D)	(E)	(F)	(G)	(H)	(I)		
Line No.	Type	Vendor	Rate Case	Audit	Other	Total	Account	Invoice	Description	Period
12,339	Other	EVANS CONSTRUCTION CO INC				1,151.87	935403	EVC20537	EVANS CONSTRUCTION - E-TOWN B. O. - LIGHT MAINTENANCE REPAIRS. INVOICE EVC-20537	NOV-2011
12,340	Other	EVANS CONSTRUCTION CO INC				1,309.36	935403	EVC20538	EVANS CONSTRUCTION - GEORGETOWN B.O. - LIGHT MAINTENANCE REPAIRS. INVOICE EVC-20538	NOV-2011
12,341	Other	EVANS CONSTRUCTION CO INC				1,158.70	921004	EVC20539	EVANS CONST-GEORGETOWN BUSINESS OFFICE - REPLACE AWNING DAMAGED BY CUSTOMER VEHICLE AS PER QUOTE DATED 9/6/2011	NOV-2011
12,342	Other	EVANS CONSTRUCTION CO INC				820.60	921004	EVC20539	EVANS CONST-GEORGETOWN BUSINESS OFFICE - REPLACE AWNING DAMAGED BY CUSTOMER VEHICLE AS PER QUOTE DATED 9/6/2011	NOV-2011
12,343	Other	EVANS CONSTRUCTION CO INC				99.33	935402	EVC20540	EVANS CONSTRUCTION - GEORGETOWN OPEN LOT - LIGHT MAINTENANCE REPAIRS. INVOICE EVC-20540	NOV-2011
12,344	Other	EVANS CONSTRUCTION CO INC				124.09	935402	EVC20541	EVANS CONSTRUCTION - GEORGETOWN OLD STORAGE - LIGHT MAINTENANCE REPAIRS. INVOICE EVC-20541	NOV-2011
12,345	Other	EVANS CONSTRUCTION CO INC				630.00	935403	EVC20542	EVANS CONSTRUCTION - GEORGETOWN SUBSTATION - LIGHT MAINTENANCE REPAIRS. INVOICE EVC-20542	NOV-2011
12,346	Other	EVANS CONSTRUCTION CO INC				80.30	935403	EVC20543	EVANS CONSTRUCTION - GREENVILLE B.O. - LIGHT MAINTENANCE REPAIRS. INVOICE EVC-20543	NOV-2011
12,347	Other	EVANS CONSTRUCTION CO INC				45.00	935402	EVC20544	EVANS CONSTRUCTION - HARLAN STRM. - LIGHT MAINTENANCE REPAIRS. INVOICE EVC-20544	NOV-2011
12,348	Other	EVANS CONSTRUCTION CO INC				910.46	586100	EVC20546	EVANS CONSTRUCTION - LEXINGTON METER DEPT. - LIGHT MAINTENANCE REPAIRS. INVOICE EVC-20546	NOV-2011
12,349	Other	EVANS CONSTRUCTION CO INC				837.98	588100	EVC20547	EVANS CONSTRUCTION - LEXINGTON SUB/RELAY. - LIGHT MAINTENANCE REPAIRS. INVOICE EVC-20547	NOV-2011
12,350	Other	EVANS CONSTRUCTION CO INC				2,973.08	921003	EVC20548	EVANS CONSTRUCTION - LEXINGTON OP CENTER. - LIGHT MAINTENANCE REPAIRS. INVOICE EVC-20548	NOV-2011
12,351	Other	EVANS CONSTRUCTION CO INC				1,739.62	935403	EVC20549	EVANS CONSTRUCTION - LONDON B.O.. - LIGHT MAINTENANCE REPAIRS. INVOICE EVC-20549	NOV-2011
12,352	Other	EVANS CONSTRUCTION CO INC				391.44	583001	EVC20550	EVANS CONSTRUCTION - LONDON STRM - LIGHT MAINTENANCE REPAIRS. INVOICE EVC-20550	NOV-2011
12,353	Other	EVANS CONSTRUCTION CO INC				658.54	935403	EVC20552	EVANS CONSTRUCTION - MAYSVILLE B.O. - LIGHT MAINTENANCE REPAIRS. INVOICE EVC-20552	NOV-2011
12,354	Other	EVANS CONSTRUCTION CO INC				874.46	935403	EVC20553	EVANS CONSTRUCTION - MIDDLESBORO B.O. - LIGHT MAINTENANCE REPAIRS. INVOICE EVC-20553	NOV-2011
12,355	Other	EVANS CONSTRUCTION CO INC				2,382.79	921003	EVC20554	EVANS CONSTRUCTION - MIDWAY SVC CENTER - LIGHT MAINTENANCE REPAIRS. INVOICE EVC-20554	NOV-2011
12,356	Other	EVANS CONSTRUCTION CO INC				106.05	935403	EVC20555	EVANS CONSTRUCTION - MORGANFIELD B.O. - LIGHT MAINTENANCE REPAIRS. INVOICE EVC-20555	NOV-2011
12,357	Other	EVANS CONSTRUCTION CO INC				1,536.34	935403	EVC20556	EVANS CONSTRUCTION - MT STERLING B.O. - LIGHT MAINTENANCE REPAIRS. INVOICE EVC-20556	NOV-2011
12,358	Other	EVANS CONSTRUCTION CO INC				99.14	935402	EVC20557	EVANS CONSTRUCTION - MT STERLING STRM - LIGHT MAINTENANCE REPAIRS. INVOICE EVC-20557	NOV-2011
12,359	Other	EVANS CONSTRUCTION CO INC				336.00	935402	EVC20559	EVANS CONSTRUCTION - NORTON B.O. - LIGHT MAINTENANCE REPAIRS. INVOICE EVC-20559	NOV-2011
12,360	Other	EVANS CONSTRUCTION CO INC				456.75	935402	EVC20560	EVANS CONSTRUCTION - NORTON STRM - LIGHT MAINTENANCE REPAIRS. INVOICE EVC-20560	NOV-2011
12,361	Other	EVANS CONSTRUCTION CO INC				7,960.28	921003	EVC20561	EVANS CONSTRUCTION - ONE QUALITY - LIGHT MAINTENANCE REPAIRS. INVOICE EVC-20561	NOV-2011
12,362	Other	EVANS CONSTRUCTION CO INC				824.90	935403	EVC20562	EVANS CONSTRUCTION - PARIS B.O. - LIGHT MAINTENANCE REPAIRS. INVOICE EVC-20562	NOV-2011
12,363	Other	EVANS CONSTRUCTION CO INC				101.58	935402	EVC20563	EVANS CONSTRUCTION - PARIS STRM - LIGHT MAINTENANCE REPAIRS. INVOICE EVC-20563	NOV-2011
12,364	Other	EVANS CONSTRUCTION CO INC				73.50	935403	EVC20564	EVANS CONSTRUCTION - PENNINGTON GAP B.O. - LIGHT MAINTENANCE REPAIRS. INVOICE EVC-20564	NOV-2011
12,365	Other	EVANS CONSTRUCTION CO INC				301.86	921002	EVC20565	EVANS CONSTRUCTION - PINEVILLE - LIGHT MAINTENANCE REPAIRS. INVOICE EVC-20565	NOV-2011
12,366	Other	EVANS CONSTRUCTION CO INC				301.86	903930	EVC20565	EVANS CONSTRUCTION - PINEVILLE - LIGHT MAINTENANCE REPAIRS. INVOICE EVC-20565	NOV-2011
12,367	Other	EVANS CONSTRUCTION CO INC				301.86	580100	EVC20565	EVANS CONSTRUCTION - PINEVILLE - LIGHT MAINTENANCE REPAIRS. INVOICE EVC-20565	NOV-2011
12,368	Other	EVANS CONSTRUCTION CO INC				301.86	580100	EVC20565	EVANS CONSTRUCTION - PINEVILLE - LIGHT MAINTENANCE REPAIRS. INVOICE EVC-20565	NOV-2011

KENTUCKY UTILITIES COMPANY
Case No. 2012- 00221
Analysis of Professional Services Expenses For the Test Year

(A)	(B)	(C)	(D)	(E)	(F)	(G)	(H)	(I)		
Line No.	Type	Vendor	Rate Case	Audit	Other	Total	Account	Invoice	Description	Period
12,369	Other	EVANS CONSTRUCTION CO INC				3,004.12	935403	EVC20566	EVANS CONSTRUCTION - RICHMOND B.O. - LIGHT MAINTENANCE REPAIRS. INVOICE EVC-20566	NOV-2011
12,370	Other	EVANS CONSTRUCTION CO INC				156.51	935402	EVC20567	EVANS CONSTRUCTION - RICHMOND STRM - LIGHT MAINTENANCE REPAIRS. INVOICE EVC-20567	NOV-2011
12,371	Other	EVANS CONSTRUCTION CO INC				241.13	935403	EVC20568	EVANS CONSTRUCTION - SEBREE STRM - LIGHT MAINTENANCE REPAIRS. INVOICE EVC-20568	NOV-2011
12,372	Other	EVANS CONSTRUCTION CO INC				692.46	935402	EVC20569	EVANS CONSTRUCTION - SHELBYVILLE B.O. - LIGHT MAINTENANCE REPAIRS. INVOICE EVC-20569	NOV-2011
12,373	Other	EVANS CONSTRUCTION CO INC				1,627.50	923100	EVC20570	EVANS CONST-2 COATS OF SEALING USING SEAL MASTER COAL TAR SEALER WITH SAND ANDTOP TUFF POLYMER AND STRIPING & CLEANING LOT - SOMERSET BUSINESS OFFICE	NOV-2011
12,374	Other	EVANS CONSTRUCTION CO INC				648.68	935403	EVC20571	EVANS CONSTRUCTION - SOMERSET B.O. - LIGHT MAINTENANCE REPAIRS. INVOICE EVC-20571	NOV-2011
12,375	Other	EVANS CONSTRUCTION CO INC				160.82	921003	EVC20572	EVANS CONSTRUCTION - SOMERSET STRM - LIGHT MAINTENANCE REPAIRS. INVOICE EVC-20572	NOV-2011
12,376	Other	EVANS CONSTRUCTION CO INC				1,094.73	935403	EVC20577	EVANS CONSTRUCTION - WINCHESTER B.O. - LIGHT MAINTENANCE REPAIRS. INVOICE EVC-20577	NOV-2011
12,377	Other	EVANS CONSTRUCTION CO INC				395.75	935403	EVC205776	EVANS CONSTRUCTION - VERSAILLES B.O. - LIGHT MAINTENANCE REPAIRS. INVOICE EVC-20576	NOV-2011
12,378	Other	EVANS CONSTRUCTION CO INC				339.58	935402	EVC20578	EVANS CONSTRUCTION - WINCHESTER STRM - LIGHT MAINTENANCE REPAIRS. INVOICE EVC-20578	NOV-2011
12,379	Other	EVANS CONSTRUCTION CO INC				420.00	935403	EVC20579	EVANS CONSTRUCTION - WINCHESTER SUBSTATION - LIGHT MAINTENANCE REPAIRS. INVOICE EVC-20579	NOV-2011
12,380	Other	EVANS CONSTRUCTION CO INC				31.50	935402	EVC20580	EVANS CONSTRUCTION - BIG STONE GAP - LIGHT MAINTENANCE REPAIRS. INVOICE EVC-20580	NOV-2011
12,381	Other	EVANS CONSTRUCTION CO INC				5,225.87	512005	EVC20591	REPAIR LEAKING HPSW LINE TO FGD AT HDPE TO CARBON STEEL FLANGE	NOV-2011
12,382	Other	EVANS CONSTRUCTION CO INC				698.20	935403	EVC20629	BARLOW BUS OFFICE-JANITORIAL SERVICES THROUGH END OF 2011	NOV-2011
12,383	Other	EVANS CONSTRUCTION CO INC				95.21	935403	EVC20629	BARLOW BUS OFFICE-JANITORIAL SERVICES THROUGH END OF 2011	NOV-2011
12,384	Other	EVANS CONSTRUCTION CO INC				1,319.40	511100	EVC20643	PAYMENT OF INVOICE #EVC20643--GHENT FACILITY MAINTENANCE FOR THE PERIOD 10/31 THRU 11/6/11	NOV-2011
12,385	Other	EVANS CONSTRUCTION CO INC				742.14	511100	EVC20643	PAYMENT OF INVOICE #EVC20643--GHENT FACILITY MAINTENANCE FOR THE PERIOD 10/31 THRU 11/6/11	NOV-2011
12,386	Other	EVANS CONSTRUCTION CO INC				574.56	511100	EVC20643	PAYMENT OF INVOICE #EVC20643--GHENT FACILITY MAINTENANCE FOR THE PERIOD 10/31 THRU 11/6/11	NOV-2011
12,387	Other	EVANS CONSTRUCTION CO INC				528.49	511100	EVC20643	PAYMENT OF INVOICE #EVC20643--GHENT FACILITY MAINTENANCE FOR THE PERIOD 10/31 THRU 11/6/11	NOV-2011
12,388	Other	EVANS CONSTRUCTION CO INC				500.31	512100	EVC20643	PAYMENT OF INVOICE #EVC20643--GHENT FACILITY MAINTENANCE FOR THE PERIOD 10/31 THRU 11/6/11	NOV-2011
12,389	Other	EVANS CONSTRUCTION CO INC				307.88	511100	EVC20643	PAYMENT OF INVOICE #EVC20643--GHENT FACILITY MAINTENANCE FOR THE PERIOD 10/31 THRU 11/6/11	NOV-2011
12,390	Other	EVANS CONSTRUCTION CO INC				230.91	511100	EVC20643	PAYMENT OF INVOICE #EVC20643--GHENT FACILITY MAINTENANCE FOR THE PERIOD 10/31 THRU 11/6/11	NOV-2011
12,391	Other	EVANS CONSTRUCTION CO INC				191.52	511100	EVC20643	PAYMENT OF INVOICE #EVC20643--GHENT FACILITY MAINTENANCE FOR THE PERIOD 10/31 THRU 11/6/11	NOV-2011
12,392	Other	EVANS CONSTRUCTION CO INC				187.28	511100	EVC20643	PAYMENT OF INVOICE #EVC20643--GHENT FACILITY MAINTENANCE FOR THE PERIOD 10/31 THRU 11/6/11	NOV-2011
12,393	Other	EVANS CONSTRUCTION CO INC				143.64	511100	EVC20643	PAYMENT OF INVOICE #EVC20643--GHENT FACILITY MAINTENANCE FOR THE PERIOD 10/31 THRU 11/6/11	NOV-2011
12,394	Other	EVANS CONSTRUCTION CO INC				123.48	513100	EVC20643	PAYMENT OF INVOICE #EVC20643--GHENT FACILITY MAINTENANCE FOR THE PERIOD 10/31 THRU 11/6/11	NOV-2011
12,395	Other	EVANS CONSTRUCTION CO INC				47.88	511100	EVC20643	PAYMENT OF INVOICE #EVC20643--GHENT FACILITY MAINTENANCE FOR THE PERIOD 10/31 THRU 11/6/11	NOV-2011
12,396	Other	EVANS CONSTRUCTION CO INC				13.79	513100	EVC20643	PAYMENT OF INVOICE #EVC20643--GHENT FACILITY MAINTENANCE FOR THE PERIOD 10/31 THRU 11/6/11	NOV-2011
12,397	Other	EVANS CONSTRUCTION CO INC				2,007.84	512017	EVC20645	PAYMENT OF INVOICE #EVC20645--GHENT OUTSIDE MAINTENANCE FOR THE PERIOD 10/31 THRU 11/6/11	NOV-2011
12,398	Other	EVANS CONSTRUCTION CO INC				1,739.19	502003	EVC20645	PAYMENT OF INVOICE #EVC20645--GHENT OUTSIDE MAINTENANCE FOR THE PERIOD 10/31 THRU 11/6/11	NOV-2011
12,399	Other	EVANS CONSTRUCTION CO INC				1,004.15	511100	EVC20645	PAYMENT OF INVOICE #EVC20645--GHENT OUTSIDE MAINTENANCE FOR THE PERIOD 10/31 THRU 11/6/11	NOV-2011

KENTUCKY UTILITIES COMPANY
Case No. 2012- 00221
Analysis of Professional Services Expenses For the Test Year

(A)	(B)	(C)	(D)	(E)	(F)	(G)	(H)	(I)		
Line No.	Type	Vendor	Rate Case	Audit	Other	Total	Account	Invoice	Description	Period
12,400	Other	EVANS CONSTRUCTION CO INC				741.52	513100	EVC20645	PAYMENT OF INVOICE #EVC20645--GHENT OUTSIDE MAINTENANCE FOR THE PERIOD 10/31 THRU 11/6/11	NOV-2011
12,401	Other	EVANS CONSTRUCTION CO INC				728.24	513100	EVC20645	PAYMENT OF INVOICE #EVC20645--GHENT OUTSIDE MAINTENANCE FOR THE PERIOD 10/31 THRU 11/6/11	NOV-2011
12,402	Other	EVANS CONSTRUCTION CO INC				570.08	511100	EVC20645	PAYMENT OF INVOICE #EVC20645--GHENT OUTSIDE MAINTENANCE FOR THE PERIOD 10/31 THRU 11/6/11	NOV-2011
12,403	Other	EVANS CONSTRUCTION CO INC				490.16	514100	EVC20645	PAYMENT OF INVOICE #EVC20645--GHENT OUTSIDE MAINTENANCE FOR THE PERIOD 10/31 THRU 11/6/11	NOV-2011
12,404	Other	EVANS CONSTRUCTION CO INC				338.72	512100	EVC20645	PAYMENT OF INVOICE #EVC20645--GHENT OUTSIDE MAINTENANCE FOR THE PERIOD 10/31 THRU 11/6/11	NOV-2011
12,405	Other	EVANS CONSTRUCTION CO INC				300.00	512017	EVC20645	PAYMENT OF INVOICE #EVC20645--GHENT OUTSIDE MAINTENANCE FOR THE PERIOD 10/31 THRU 11/6/11	NOV-2011
12,406	Other	EVANS CONSTRUCTION CO INC				288.16	511100	EVC20645	PAYMENT OF INVOICE #EVC20645--GHENT OUTSIDE MAINTENANCE FOR THE PERIOD 10/31 THRU 11/6/11	NOV-2011
12,407	Other	EVANS CONSTRUCTION CO INC				288.16	511100	EVC20645	PAYMENT OF INVOICE #EVC20645--GHENT OUTSIDE MAINTENANCE FOR THE PERIOD 10/31 THRU 11/6/11	NOV-2011
12,408	Other	EVANS CONSTRUCTION CO INC				288.16	511100	EVC20645	PAYMENT OF INVOICE #EVC20645--GHENT OUTSIDE MAINTENANCE FOR THE PERIOD 10/31 THRU 11/6/11	NOV-2011
12,409	Other	EVANS CONSTRUCTION CO INC				288.16	511100	EVC20645	PAYMENT OF INVOICE #EVC20645--GHENT OUTSIDE MAINTENANCE FOR THE PERIOD 10/31 THRU 11/6/11	NOV-2011
12,410	Other	EVANS CONSTRUCTION CO INC				252.08	511100	EVC20645	PAYMENT OF INVOICE #EVC20645--GHENT OUTSIDE MAINTENANCE FOR THE PERIOD 10/31 THRU 11/6/11	NOV-2011
12,411	Other	EVANS CONSTRUCTION CO INC				252.08	511100	EVC20645	PAYMENT OF INVOICE #EVC20645--GHENT OUTSIDE MAINTENANCE FOR THE PERIOD 10/31 THRU 11/6/11	NOV-2011
12,412	Other	EVANS CONSTRUCTION CO INC				238.08	511100	EVC20645	PAYMENT OF INVOICE #EVC20645--GHENT OUTSIDE MAINTENANCE FOR THE PERIOD 10/31 THRU 11/6/11	NOV-2011
12,413	Other	EVANS CONSTRUCTION CO INC				238.08	511100	EVC20645	PAYMENT OF INVOICE #EVC20645--GHENT OUTSIDE MAINTENANCE FOR THE PERIOD 10/31 THRU 11/6/11	NOV-2011
12,414	Other	EVANS CONSTRUCTION CO INC				238.08	512100	EVC20645	PAYMENT OF INVOICE #EVC20645--GHENT OUTSIDE MAINTENANCE FOR THE PERIOD 10/31 THRU 11/6/11	NOV-2011
12,415	Other	EVANS CONSTRUCTION CO INC				238.08	512100	EVC20645	PAYMENT OF INVOICE #EVC20645--GHENT OUTSIDE MAINTENANCE FOR THE PERIOD 10/31 THRU 11/6/11	NOV-2011
12,416	Other	EVANS CONSTRUCTION CO INC				219.24	511100	EVC20645	PAYMENT OF INVOICE #EVC20645--GHENT OUTSIDE MAINTENANCE FOR THE PERIOD 10/31 THRU 11/6/11	NOV-2011
12,417	Other	EVANS CONSTRUCTION CO INC				204.00	511100	EVC20645	PAYMENT OF INVOICE #EVC20645--GHENT OUTSIDE MAINTENANCE FOR THE PERIOD 10/31 THRU 11/6/11	NOV-2011
12,418	Other	EVANS CONSTRUCTION CO INC				204.00	511100	EVC20645	PAYMENT OF INVOICE #EVC20645--GHENT OUTSIDE MAINTENANCE FOR THE PERIOD 10/31 THRU 11/6/11	NOV-2011
12,419	Other	EVANS CONSTRUCTION CO INC				204.00	511100	EVC20645	PAYMENT OF INVOICE #EVC20645--GHENT OUTSIDE MAINTENANCE FOR THE PERIOD 10/31 THRU 11/6/11	NOV-2011
12,420	Other	EVANS CONSTRUCTION CO INC				144.00	513100	EVC20645	PAYMENT OF INVOICE #EVC20645--GHENT OUTSIDE MAINTENANCE FOR THE PERIOD 10/31 THRU 11/6/11	NOV-2011
12,421	Other	EVANS CONSTRUCTION CO INC				119.04	512100	EVC20645	PAYMENT OF INVOICE #EVC20645--GHENT OUTSIDE MAINTENANCE FOR THE PERIOD 10/31 THRU 11/6/11	NOV-2011
12,422	Other	EVANS CONSTRUCTION CO INC				119.04	512100	EVC20645	PAYMENT OF INVOICE #EVC20645--GHENT OUTSIDE MAINTENANCE FOR THE PERIOD 10/31 THRU 11/6/11	NOV-2011
12,423	Other	EVANS CONSTRUCTION CO INC				119.04	512100	EVC20645	PAYMENT OF INVOICE #EVC20645--GHENT OUTSIDE MAINTENANCE FOR THE PERIOD 10/31 THRU 11/6/11	NOV-2011
12,424	Other	EVANS CONSTRUCTION CO INC				119.04	512100	EVC20645	PAYMENT OF INVOICE #EVC20645--GHENT OUTSIDE MAINTENANCE FOR THE PERIOD 10/31 THRU 11/6/11	NOV-2011
12,425	Other	EVANS CONSTRUCTION CO INC				119.04	512100	EVC20645	PAYMENT OF INVOICE #EVC20645--GHENT OUTSIDE MAINTENANCE FOR THE PERIOD 10/31 THRU 11/6/11	NOV-2011
12,426	Other	EVANS CONSTRUCTION CO INC				119.04	513100	EVC20645	PAYMENT OF INVOICE #EVC20645--GHENT OUTSIDE MAINTENANCE FOR THE PERIOD 10/31 THRU 11/6/11	NOV-2011
12,427	Other	EVANS CONSTRUCTION CO INC				96.00	513100	EVC20645	PAYMENT OF INVOICE #EVC20645--GHENT OUTSIDE MAINTENANCE FOR THE PERIOD 10/31 THRU 11/6/11	NOV-2011
12,428	Other	EVANS CONSTRUCTION CO INC				18,558.44	511100	EVC20646	PAYMENT OF INVOICE #EVC19833--GHENT JANITORIAL FOR THE MONTH OF NOVEMBER 2011	NOV-2011
12,429	Other	EVANS CONSTRUCTION CO INC				5,991.45	511100	EVC20646	PAYMENT OF INVOICE #EVC19833--GHENT JANITORIAL FOR THE MONTH OF NOVEMBER 2011	NOV-2011

KENTUCKY UTILITIES COMPANY
Case No. 2012- 00221
Analysis of Professional Services Expenses For the Test Year

(A)	(B)	(C)	(D)	(E)	(F)	(G)	(H)	(I)		
Line No.	Type	Vendor	Rate Case	Audit	Other	Total	Account	Invoice	Description	Period
12,430	Other	EVANS CONSTRUCTION CO INC				2,995.73	511100	EVC20646	PAYMENT OF INVOICE #EVC19833--GHENT JANITORIAL FOR THE MONTH OF NOVEMBER 2011	NOV-2011
12,431	Other	EVANS CONSTRUCTION CO INC				2,606.07	511100	EVC20646	PAYMENT OF INVOICE #EVC19833--GHENT JANITORIAL FOR THE MONTH OF NOVEMBER 2011	NOV-2011
12,432	Other	EVANS CONSTRUCTION CO INC				1,597.10	553100	EVC20648BR	CT SITE MAINT 10/31 - 11/06/11	Dec-2011
12,433	Other	EVANS CONSTRUCTION CO INC				114.48	552100	EVC20648BR	CT SITE MAINT 10/31 - 11/06/11	Dec-2011
12,434	Other	EVANS CONSTRUCTION CO INC				1,431.19	512100	EVC20649	EW BROWN MAINT 10/31 - 11/06/11	Dec-2011
12,435	Other	EVANS CONSTRUCTION CO INC				1,148.16	512017	EVC20649	EW BROWN MAINT 10/31 - 11/06/11	Dec-2011
12,436	Other	EVANS CONSTRUCTION CO INC				1,001.70	512100	EVC20649	EW BROWN MAINT 10/31 - 11/06/11	Dec-2011
12,437	Other	EVANS CONSTRUCTION CO INC				500.85	511100	EVC20649	EW BROWN MAINT 10/31 - 11/06/11	Dec-2011
12,438	Other	EVANS CONSTRUCTION CO INC				500.70	512017	EVC20649	EW BROWN MAINT 10/31 - 11/06/11	Dec-2011
12,439	Other	EVANS CONSTRUCTION CO INC				403.20	511100	EVC20649	EW BROWN MAINT 10/31 - 11/06/11	Dec-2011
12,440	Other	EVANS CONSTRUCTION CO INC				400.62	512100	EVC20649	EW BROWN MAINT 10/31 - 11/06/11	Dec-2011
12,441	Other	EVANS CONSTRUCTION CO INC				329.19	542100	EVC20649	EW BROWN MAINT 10/31 - 11/06/11	Dec-2011
12,442	Other	EVANS CONSTRUCTION CO INC				310.15	512017	EVC20649	EW BROWN MAINT 10/31 - 11/06/11	Dec-2011
12,443	Other	EVANS CONSTRUCTION CO INC				258.55	512100	EVC20649	EW BROWN MAINT 10/31 - 11/06/11	Dec-2011
12,444	Other	EVANS CONSTRUCTION CO INC				258.55	512100	EVC20649	EW BROWN MAINT 10/31 - 11/06/11	Dec-2011
12,445	Other	EVANS CONSTRUCTION CO INC				228.96	544100	EVC20649	EW BROWN MAINT 10/31 - 11/06/11	Dec-2011
12,446	Other	EVANS CONSTRUCTION CO INC				221.61	511100	EVC20649	EW BROWN MAINT 10/31 - 11/06/11	Dec-2011
12,447	Other	EVANS CONSTRUCTION CO INC				217.11	511100	EVC20649	EW BROWN MAINT 10/31 - 11/06/11	Dec-2011
12,448	Other	EVANS CONSTRUCTION CO INC				214.65	512100	EVC20649	EW BROWN MAINT 10/31 - 11/06/11	Dec-2011
12,449	Other	EVANS CONSTRUCTION CO INC				200.34	514100	EVC20649	EW BROWN MAINT 10/31 - 11/06/11	Dec-2011
12,450	Other	EVANS CONSTRUCTION CO INC				186.09	512017	EVC20649	EW BROWN MAINT 10/31 - 11/06/11	Dec-2011
12,451	Other	EVANS CONSTRUCTION CO INC				186.09	512017	EVC20649	EW BROWN MAINT 10/31 - 11/06/11	Dec-2011
12,452	Other	EVANS CONSTRUCTION CO INC				171.72	512005	EVC20649	EW BROWN MAINT 10/31 - 11/06/11	Dec-2011
12,453	Other	EVANS CONSTRUCTION CO INC				171.72	512100	EVC20649	EW BROWN MAINT 10/31 - 11/06/11	Dec-2011
12,454	Other	EVANS CONSTRUCTION CO INC				143.10	512100	EVC20649	EW BROWN MAINT 10/31 - 11/06/11	Dec-2011
12,455	Other	EVANS CONSTRUCTION CO INC				110.81	511100	EVC20649	EW BROWN MAINT 10/31 - 11/06/11	Dec-2011
12,456	Other	EVANS CONSTRUCTION CO INC				100.17	512100	EVC20649	EW BROWN MAINT 10/31 - 11/06/11	Dec-2011
12,457	Other	EVANS CONSTRUCTION CO INC				85.86	511100	EVC20649	EW BROWN MAINT 10/31 - 11/06/11	Dec-2011
12,458	Other	EVANS CONSTRUCTION CO INC				85.86	513100	EVC20649	EW BROWN MAINT 10/31 - 11/06/11	Dec-2011
12,459	Other	EVANS CONSTRUCTION CO INC				85.86	545100	EVC20649	EW BROWN MAINT 10/31 - 11/06/11	Dec-2011
12,460	Other	EVANS CONSTRUCTION CO INC				73.87	511100	EVC20649	EW BROWN MAINT 10/31 - 11/06/11	Dec-2011
12,461	Other	EVANS CONSTRUCTION CO INC				73.87	512100	EVC20649	EW BROWN MAINT 10/31 - 11/06/11	Dec-2011
12,462	Other	EVANS CONSTRUCTION CO INC				71.55	511100	EVC20649	EW BROWN MAINT 10/31 - 11/06/11	Dec-2011
12,463	Other	EVANS CONSTRUCTION CO INC				71.55	512005	EVC20649	EW BROWN MAINT 10/31 - 11/06/11	Dec-2011
12,464	Other	EVANS CONSTRUCTION CO INC				71.55	514100	EVC20649	EW BROWN MAINT 10/31 - 11/06/11	Dec-2011
12,465	Other	EVANS CONSTRUCTION CO INC				71.55	514100	EVC20649	EW BROWN MAINT 10/31 - 11/06/11	Dec-2011
12,466	Other	EVANS CONSTRUCTION CO INC				62.03	512017	EVC20649	EW BROWN MAINT 10/31 - 11/06/11	Dec-2011
12,467	Other	EVANS CONSTRUCTION CO INC				62.03	512017	EVC20649	EW BROWN MAINT 10/31 - 11/06/11	Dec-2011
12,468	Other	EVANS CONSTRUCTION CO INC				57.24	511100	EVC20649	EW BROWN MAINT 10/31 - 11/06/11	Dec-2011
12,469	Other	EVANS CONSTRUCTION CO INC				57.24	512100	EVC20649	EW BROWN MAINT 10/31 - 11/06/11	Dec-2011
12,470	Other	EVANS CONSTRUCTION CO INC				57.24	512100	EVC20649	EW BROWN MAINT 10/31 - 11/06/11	Dec-2011
12,471	Other	EVANS CONSTRUCTION CO INC				57.24	512100	EVC20649	EW BROWN MAINT 10/31 - 11/06/11	Dec-2011
12,472	Other	EVANS CONSTRUCTION CO INC				57.24	513100	EVC20649	EW BROWN MAINT 10/31 - 11/06/11	Dec-2011
12,473	Other	EVANS CONSTRUCTION CO INC				57.24	514100	EVC20649	EW BROWN MAINT 10/31 - 11/06/11	Dec-2011
12,474	Other	EVANS CONSTRUCTION CO INC				57.24	542100	EVC20649	EW BROWN MAINT 10/31 - 11/06/11	Dec-2011
12,475	Other	EVANS CONSTRUCTION CO INC				57.24	542100	EVC20649	EW BROWN MAINT 10/31 - 11/06/11	Dec-2011
12,476	Other	EVANS CONSTRUCTION CO INC				42.93	511100	EVC20649	EW BROWN MAINT 10/31 - 11/06/11	Dec-2011
12,477	Other	EVANS CONSTRUCTION CO INC				42.93	512005	EVC20649	EW BROWN MAINT 10/31 - 11/06/11	Dec-2011
12,478	Other	EVANS CONSTRUCTION CO INC				42.93	514100	EVC20649	EW BROWN MAINT 10/31 - 11/06/11	Dec-2011
12,479	Other	EVANS CONSTRUCTION CO INC				42.93	514100	EVC20649	EW BROWN MAINT 10/31 - 11/06/11	Dec-2011
12,480	Other	EVANS CONSTRUCTION CO INC				42.93	514100	EVC20649	EW BROWN MAINT 10/31 - 11/06/11	Dec-2011
12,481	Other	EVANS CONSTRUCTION CO INC				42.93	514100	EVC20649	EW BROWN MAINT 10/31 - 11/06/11	Dec-2011
12,482	Other	EVANS CONSTRUCTION CO INC				31.02	511100	EVC20649	EW BROWN MAINT 10/31 - 11/06/11	Dec-2011
12,483	Other	EVANS CONSTRUCTION CO INC				31.02	511100	EVC20649	EW BROWN MAINT 10/31 - 11/06/11	Dec-2011
12,484	Other	EVANS CONSTRUCTION CO INC				28.62	511100	EVC20649	EW BROWN MAINT 10/31 - 11/06/11	Dec-2011
12,485	Other	EVANS CONSTRUCTION CO INC				28.62	511100	EVC20649	EW BROWN MAINT 10/31 - 11/06/11	Dec-2011
12,486	Other	EVANS CONSTRUCTION CO INC				28.62	511100	EVC20649	EW BROWN MAINT 10/31 - 11/06/11	Dec-2011
12,487	Other	EVANS CONSTRUCTION CO INC				28.62	512100	EVC20649	EW BROWN MAINT 10/31 - 11/06/11	Dec-2011

KENTUCKY UTILITIES COMPANY
Case No. 2012- 00221
Analysis of Professional Services Expenses For the Test Year

(A)	(B)	(C)	(D)	(E)	(F)	(G)	(H)	(I)		
Line No.	Type	Vendor	Rate Case	Audit	Other	Total	Account	Invoice	Description	Period
12,488	Other	EVANS CONSTRUCTION CO INC				28.62	513100	EVC20649	EW BROWN MAINT 10/31 - 11/06/11	Dec-2011
12,489	Other	EVANS CONSTRUCTION CO INC				28.62	514100	EVC20649	EW BROWN MAINT 10/31 - 11/06/11	Dec-2011
12,490	Other	EVANS CONSTRUCTION CO INC				28.62	514100	EVC20649	EW BROWN MAINT 10/31 - 11/06/11	Dec-2011
12,491	Other	EVANS CONSTRUCTION CO INC				28.62	514100	EVC20649	EW BROWN MAINT 10/31 - 11/06/11	Dec-2011
12,492	Other	EVANS CONSTRUCTION CO INC				28.62	514100	EVC20649	EW BROWN MAINT 10/31 - 11/06/11	Dec-2011
12,493	Other	EVANS CONSTRUCTION CO INC				28.62	514100	EVC20649	EW BROWN MAINT 10/31 - 11/06/11	Dec-2011
12,494	Other	EVANS CONSTRUCTION CO INC				28.62	514100	EVC20649	EW BROWN MAINT 10/31 - 11/06/11	Dec-2011
12,495	Other	EVANS CONSTRUCTION CO INC				28.62	514100	EVC20649	EW BROWN MAINT 10/31 - 11/06/11	Dec-2011
12,496	Other	EVANS CONSTRUCTION CO INC				28.62	514100	EVC20649	EW BROWN MAINT 10/31 - 11/06/11	Dec-2011
12,497	Other	EVANS CONSTRUCTION CO INC				28.62	514100	EVC20649	EW BROWN MAINT 10/31 - 11/06/11	Dec-2011
12,498	Other	EVANS CONSTRUCTION CO INC				28.62	514100	EVC20649	EW BROWN MAINT 10/31 - 11/06/11	Dec-2011
12,499	Other	EVANS CONSTRUCTION CO INC				28.62	514100	EVC20649	EW BROWN MAINT 10/31 - 11/06/11	Dec-2011
12,500	Other	EVANS CONSTRUCTION CO INC				28.62	542100	EVC20649	EW BROWN MAINT 10/31 - 11/06/11	Dec-2011
12,501	Other	EVANS CONSTRUCTION CO INC				28.62	544100	EVC20649	EW BROWN MAINT 10/31 - 11/06/11	Dec-2011
12,502	Other	EVANS CONSTRUCTION CO INC				14.31	514100	EVC20649	EW BROWN MAINT 10/31 - 11/06/11	Dec-2011
12,503	Other	EVANS CONSTRUCTION CO INC				14.31	542100	EVC20649	EW BROWN MAINT 10/31 - 11/06/11	Dec-2011
12,504	Other	EVANS CONSTRUCTION CO INC				14.31	545100	EVC20649	EW BROWN MAINT 10/31 - 11/06/11	Dec-2011
12,505	Other	EVANS CONSTRUCTION CO INC				14.31	545100	EVC20649	EW BROWN MAINT 10/31 - 11/06/11	Dec-2011
12,506	Other	EVANS CONSTRUCTION CO INC				933.66	511100	EVC20650	PAYMENT OF INVOICE #EVC20650--GHENT FACILITY MAINTENANCE FOR THE PERIOD 11/7 THRU 11/13/11	NOV-2011
12,507	Other	EVANS CONSTRUCTION CO INC				765.17	511100	EVC20650	PAYMENT OF INVOICE #EVC20650--GHENT FACILITY MAINTENANCE FOR THE PERIOD 11/7 THRU 11/13/11	NOV-2011
12,508	Other	EVANS CONSTRUCTION CO INC				636.36	511100	EVC20650	PAYMENT OF INVOICE #EVC20650--GHENT FACILITY MAINTENANCE FOR THE PERIOD 11/7 THRU 11/13/11	NOV-2011
12,509	Other	EVANS CONSTRUCTION CO INC				424.24	511100	EVC20650	PAYMENT OF INVOICE #EVC20650--GHENT FACILITY MAINTENANCE FOR THE PERIOD 11/7 THRU 11/13/11	NOV-2011
12,510	Other	EVANS CONSTRUCTION CO INC				338.18	512102	EVC20650	PAYMENT OF INVOICE #EVC20650--GHENT FACILITY MAINTENANCE FOR THE PERIOD 11/7 THRU 11/13/11	NOV-2011
12,511	Other	EVANS CONSTRUCTION CO INC				316.37	511100	EVC20650	PAYMENT OF INVOICE #EVC20650--GHENT FACILITY MAINTENANCE FOR THE PERIOD 11/7 THRU 11/13/11	NOV-2011
12,512	Other	EVANS CONSTRUCTION CO INC				257.60	513100	EVC20650	PAYMENT OF INVOICE #EVC20650--GHENT FACILITY MAINTENANCE FOR THE PERIOD 11/7 THRU 11/13/11	NOV-2011
12,513	Other	EVANS CONSTRUCTION CO INC				227.43	511100	EVC20650	PAYMENT OF INVOICE #EVC20650--GHENT FACILITY MAINTENANCE FOR THE PERIOD 11/7 THRU 11/13/11	NOV-2011
12,514	Other	EVANS CONSTRUCTION CO INC				191.52	511100	EVC20650	PAYMENT OF INVOICE #EVC20650--GHENT FACILITY MAINTENANCE FOR THE PERIOD 11/7 THRU 11/13/11	NOV-2011
12,515	Other	EVANS CONSTRUCTION CO INC				167.58	511100	EVC20650	PAYMENT OF INVOICE #EVC20650--GHENT FACILITY MAINTENANCE FOR THE PERIOD 11/7 THRU 11/13/11	NOV-2011
12,516	Other	EVANS CONSTRUCTION CO INC				130.00	512100	EVC20650	PAYMENT OF INVOICE #EVC20650--GHENT FACILITY MAINTENANCE FOR THE PERIOD 11/7 THRU 11/13/11	NOV-2011
12,517	Other	EVANS CONSTRUCTION CO INC				106.06	512005	EVC20650	PAYMENT OF INVOICE #EVC20650--GHENT FACILITY MAINTENANCE FOR THE PERIOD 11/7 THRU 11/13/11	NOV-2011
12,518	Other	EVANS CONSTRUCTION CO INC				47.88	512100	EVC20650	PAYMENT OF INVOICE #EVC20650--GHENT FACILITY MAINTENANCE FOR THE PERIOD 11/7 THRU 11/13/11	NOV-2011
12,519	Other	EVANS CONSTRUCTION CO INC				2,044.64	511100	EVC20652	PAYMENT OF INVOICE #EVC20652--GHENT OUTSIDE MAINTENANCE FOR THE PERIOD 11/7 THRU 11/13/11	NOV-2011
12,520	Other	EVANS CONSTRUCTION CO INC				1,591.87	502003	EVC20652	PAYMENT OF INVOICE #EVC20652--GHENT OUTSIDE MAINTENANCE FOR THE PERIOD 11/7 THRU 11/13/11	NOV-2011
12,521	Other	EVANS CONSTRUCTION CO INC				864.72	511100	EVC20652	PAYMENT OF INVOICE #EVC20652--GHENT OUTSIDE MAINTENANCE FOR THE PERIOD 11/7 THRU 11/13/11	NOV-2011
12,522	Other	EVANS CONSTRUCTION CO INC				735.24	513100	EVC20652	PAYMENT OF INVOICE #EVC20652--GHENT OUTSIDE MAINTENANCE FOR THE PERIOD 11/7 THRU 11/13/11	NOV-2011
12,523	Other	EVANS CONSTRUCTION CO INC				595.20	512100	EVC20652	PAYMENT OF INVOICE #EVC20652--GHENT OUTSIDE MAINTENANCE FOR THE PERIOD 11/7 THRU 11/13/11	NOV-2011
12,524	Other	EVANS CONSTRUCTION CO INC				490.16	511100	EVC20652	PAYMENT OF INVOICE #EVC20652--GHENT OUTSIDE MAINTENANCE FOR THE PERIOD 11/7 THRU 11/13/11	NOV-2011
12,525	Other	EVANS CONSTRUCTION CO INC				489.44	511100	EVC20652	PAYMENT OF INVOICE #EVC20652--GHENT OUTSIDE MAINTENANCE FOR THE PERIOD 11/7 THRU 11/13/11	NOV-2011
12,526	Other	EVANS CONSTRUCTION CO INC				471.43	511100	EVC20652	PAYMENT OF INVOICE #EVC20652--GHENT OUTSIDE MAINTENANCE FOR THE PERIOD 11/7 THRU 11/13/11	NOV-2011

KENTUCKY UTILITIES COMPANY
Case No. 2012- 00221
Analysis of Professional Services Expenses For the Test Year

(A)	(B)	(C)	(D)	(E)	(F)	(G)	(H)	(I)		
Line No.	Type	Vendor	Rate Case	Audit	Other	Total	Account	Invoice	Description	Period
12,527	Other	EVANS CONSTRUCTION CO INC				288.16	511100	EVC20652	PAYMENT OF INVOICE #EVC20652--GHENT OUTSIDE MAINTENANCE FOR THE PERIOD 11/7 THRU 11/13/11	NOV-2011
12,528	Other	EVANS CONSTRUCTION CO INC				252.08	512100	EVC20652	PAYMENT OF INVOICE #EVC20652--GHENT OUTSIDE MAINTENANCE FOR THE PERIOD 11/7 THRU 11/13/11	NOV-2011
12,529	Other	EVANS CONSTRUCTION CO INC				251.36	512017	EVC20652	PAYMENT OF INVOICE #EVC20652--GHENT OUTSIDE MAINTENANCE FOR THE PERIOD 11/7 THRU 11/13/11	NOV-2011
12,530	Other	EVANS CONSTRUCTION CO INC				245.08	511100	EVC20652	PAYMENT OF INVOICE #EVC20652--GHENT OUTSIDE MAINTENANCE FOR THE PERIOD 11/7 THRU 11/13/11	NOV-2011
12,531	Other	EVANS CONSTRUCTION CO INC				245.08	511100	EVC20652	PAYMENT OF INVOICE #EVC20652--GHENT OUTSIDE MAINTENANCE FOR THE PERIOD 11/7 THRU 11/13/11	NOV-2011
12,532	Other	EVANS CONSTRUCTION CO INC				245.08	513100	EVC20652	PAYMENT OF INVOICE #EVC20652--GHENT OUTSIDE MAINTENANCE FOR THE PERIOD 11/7 THRU 11/13/11	NOV-2011
12,533	Other	EVANS CONSTRUCTION CO INC				238.08	512100	EVC20652	PAYMENT OF INVOICE #EVC20652--GHENT OUTSIDE MAINTENANCE FOR THE PERIOD 11/7 THRU 11/13/11	NOV-2011
12,534	Other	EVANS CONSTRUCTION CO INC				204.00	511100	EVC20652	PAYMENT OF INVOICE #EVC20652--GHENT OUTSIDE MAINTENANCE FOR THE PERIOD 11/7 THRU 11/13/11	NOV-2011
12,535	Other	EVANS CONSTRUCTION CO INC				204.00	511100	EVC20652	PAYMENT OF INVOICE #EVC20652--GHENT OUTSIDE MAINTENANCE FOR THE PERIOD 11/7 THRU 11/13/11	NOV-2011
12,536	Other	EVANS CONSTRUCTION CO INC				178.56	512100	EVC20652	PAYMENT OF INVOICE #EVC20652--GHENT OUTSIDE MAINTENANCE FOR THE PERIOD 11/7 THRU 11/13/11	NOV-2011
12,537	Other	EVANS CONSTRUCTION CO INC				143.50	513100	EVC20652	PAYMENT OF INVOICE #EVC20652--GHENT OUTSIDE MAINTENANCE FOR THE PERIOD 11/7 THRU 11/13/11	NOV-2011
12,538	Other	EVANS CONSTRUCTION CO INC				89.28	512100	EVC20652	PAYMENT OF INVOICE #EVC20652--GHENT OUTSIDE MAINTENANCE FOR THE PERIOD 11/7 THRU 11/13/11	NOV-2011
12,539	Other	EVANS CONSTRUCTION CO INC				89.28	512100	EVC20652	PAYMENT OF INVOICE #EVC20652--GHENT OUTSIDE MAINTENANCE FOR THE PERIOD 11/7 THRU 11/13/11	NOV-2011
12,540	Other	EVANS CONSTRUCTION CO INC				89.28	513100	EVC20652	PAYMENT OF INVOICE #EVC20652--GHENT OUTSIDE MAINTENANCE FOR THE PERIOD 11/7 THRU 11/13/11	NOV-2011
12,541	Other	EVANS CONSTRUCTION CO INC				89.28	513100	EVC20652	PAYMENT OF INVOICE #EVC20652--GHENT OUTSIDE MAINTENANCE FOR THE PERIOD 11/7 THRU 11/13/11	NOV-2011
12,542	Other	EVANS CONSTRUCTION CO INC				72.00	513100	EVC20652	PAYMENT OF INVOICE #EVC20652--GHENT OUTSIDE MAINTENANCE FOR THE PERIOD 11/7 THRU 11/13/11	NOV-2011
12,543	Other	EVANS CONSTRUCTION CO INC				72.00	513100	EVC20652	PAYMENT OF INVOICE #EVC20652--GHENT OUTSIDE MAINTENANCE FOR THE PERIOD 11/7 THRU 11/13/11	NOV-2011
12,544	Other	EVANS CONSTRUCTION CO INC				59.52	513100	EVC20652	PAYMENT OF INVOICE #EVC20652--GHENT OUTSIDE MAINTENANCE FOR THE PERIOD 11/7 THRU 11/13/11	NOV-2011
12,545	Other	EVANS CONSTRUCTION CO INC				57.99	511100	EVC20652	PAYMENT OF INVOICE #EVC20652--GHENT OUTSIDE MAINTENANCE FOR THE PERIOD 11/7 THRU 11/13/11	NOV-2011
12,546	Other	EVANS CONSTRUCTION CO INC				48.00	511100	EVC20652	PAYMENT OF INVOICE #EVC20652--GHENT OUTSIDE MAINTENANCE FOR THE PERIOD 11/7 THRU 11/13/11	NOV-2011
12,547	Other	EVANS CONSTRUCTION CO INC				48.00	513100	EVC20652	PAYMENT OF INVOICE #EVC20652--GHENT OUTSIDE MAINTENANCE FOR THE PERIOD 11/7 THRU 11/13/11	NOV-2011
12,548	Other	EVANS CONSTRUCTION CO INC				1,246.88	553100	EVC20654	CT SITE MAINT 11/07 - 11/13/11	Dec-2011
12,549	Other	EVANS CONSTRUCTION CO INC				200.34	552100	EVC20654	CT SITE MAINT 11/07 - 11/13/11	Dec-2011
12,550	Other	EVANS CONSTRUCTION CO INC				14.31	552100	EVC20654	CT SITE MAINT 11/07 - 11/13/11	Dec-2011
12,551	Other	EVANS CONSTRUCTION CO INC				1,800.08	512017	EVC20655	MAINTENANCE 11/07 - 11/13/11	Dec-2011
12,552	Other	EVANS CONSTRUCTION CO INC				1,087.56	542100	EVC20655	MAINTENANCE 11/07 - 11/13/11	Dec-2011
12,553	Other	EVANS CONSTRUCTION CO INC				795.94	512100	EVC20655	MAINTENANCE 11/07 - 11/13/11	Dec-2011
12,554	Other	EVANS CONSTRUCTION CO INC				543.78	512005	EVC20655	MAINTENANCE 11/07 - 11/13/11	Dec-2011
12,555	Other	EVANS CONSTRUCTION CO INC				443.22	511100	EVC20655	MAINTENANCE 11/07 - 11/13/11	Dec-2011
12,556	Other	EVANS CONSTRUCTION CO INC				434.21	512017	EVC20655	MAINTENANCE 11/07 - 11/13/11	Dec-2011
12,557	Other	EVANS CONSTRUCTION CO INC				431.38	511100	EVC20655	MAINTENANCE 11/07 - 11/13/11	Dec-2011
12,558	Other	EVANS CONSTRUCTION CO INC				391.98	512005	EVC20655	MAINTENANCE 11/07 - 11/13/11	Dec-2011
12,559	Other	EVANS CONSTRUCTION CO INC				340.73	511100	EVC20655	MAINTENANCE 11/07 - 11/13/11	Dec-2011
12,560	Other	EVANS CONSTRUCTION CO INC				318.11	511100	EVC20655	MAINTENANCE 11/07 - 11/13/11	Dec-2011
12,561	Other	EVANS CONSTRUCTION CO INC				248.12	512017	EVC20655	MAINTENANCE 11/07 - 11/13/11	Dec-2011
12,562	Other	EVANS CONSTRUCTION CO INC				228.96	512005	EVC20655	MAINTENANCE 11/07 - 11/13/11	Dec-2011
12,563	Other	EVANS CONSTRUCTION CO INC				228.96	512100	EVC20655	MAINTENANCE 11/07 - 11/13/11	Dec-2011
12,564	Other	EVANS CONSTRUCTION CO INC				221.61	512100	EVC20655	MAINTENANCE 11/07 - 11/13/11	Dec-2011
12,565	Other	EVANS CONSTRUCTION CO INC				171.72	512005	EVC20655	MAINTENANCE 11/07 - 11/13/11	Dec-2011

KENTUCKY UTILITIES COMPANY
Case No. 2012- 00221
Analysis of Professional Services Expenses For the Test Year

(A)	(B)	(C)	(D)	(E)	(F)	(G)	(H)	(I)		
Line No.	Type	Vendor	Rate Case	Audit	Other	Total	Account	Invoice	Description	Period
12,566	Other	EVANS CONSTRUCTION CO INC				157.41	512100	EVC20655	MAINTENANCE 11/07 - 11/13/11	Dec-2011
12,567	Other	EVANS CONSTRUCTION CO INC				124.06	511100	EVC20655	MAINTENANCE 11/07 - 11/13/11	Dec-2011
12,568	Other	EVANS CONSTRUCTION CO INC				85.86	512005	EVC20655	MAINTENANCE 11/07 - 11/13/11	Dec-2011
12,569	Other	EVANS CONSTRUCTION CO INC				85.86	514100	EVC20655	MAINTENANCE 11/07 - 11/13/11	Dec-2011
12,570	Other	EVANS CONSTRUCTION CO INC				73.87	512005	EVC20655	MAINTENANCE 11/07 - 11/13/11	Dec-2011
12,571	Other	EVANS CONSTRUCTION CO INC				71.55	511100	EVC20655	MAINTENANCE 11/07 - 11/13/11	Dec-2011
12,572	Other	EVANS CONSTRUCTION CO INC				71.55	514100	EVC20655	MAINTENANCE 11/07 - 11/13/11	Dec-2011
12,573	Other	EVANS CONSTRUCTION CO INC				71.55	542100	EVC20655	MAINTENANCE 11/07 - 11/13/11	Dec-2011
12,574	Other	EVANS CONSTRUCTION CO INC				62.03	512017	EVC20655	MAINTENANCE 11/07 - 11/13/11	Dec-2011
12,575	Other	EVANS CONSTRUCTION CO INC				62.03	512017	EVC20655	MAINTENANCE 11/07 - 11/13/11	Dec-2011
12,576	Other	EVANS CONSTRUCTION CO INC				57.24	512100	EVC20655	MAINTENANCE 11/07 - 11/13/11	Dec-2011
12,577	Other	EVANS CONSTRUCTION CO INC				57.24	514100	EVC20655	MAINTENANCE 11/07 - 11/13/11	Dec-2011
12,578	Other	EVANS CONSTRUCTION CO INC				57.24	514100	EVC20655	MAINTENANCE 11/07 - 11/13/11	Dec-2011
12,579	Other	EVANS CONSTRUCTION CO INC				57.24	514100	EVC20655	MAINTENANCE 11/07 - 11/13/11	Dec-2011
12,580	Other	EVANS CONSTRUCTION CO INC				42.93	512005	EVC20655	MAINTENANCE 11/07 - 11/13/11	Dec-2011
12,581	Other	EVANS CONSTRUCTION CO INC				42.93	512100	EVC20655	MAINTENANCE 11/07 - 11/13/11	Dec-2011
12,582	Other	EVANS CONSTRUCTION CO INC				42.93	512100	EVC20655	MAINTENANCE 11/07 - 11/13/11	Dec-2011
12,583	Other	EVANS CONSTRUCTION CO INC				42.93	512100	EVC20655	MAINTENANCE 11/07 - 11/13/11	Dec-2011
12,584	Other	EVANS CONSTRUCTION CO INC				42.93	514100	EVC20655	MAINTENANCE 11/07 - 11/13/11	Dec-2011
12,585	Other	EVANS CONSTRUCTION CO INC				42.93	514100	EVC20655	MAINTENANCE 11/07 - 11/13/11	Dec-2011
12,586	Other	EVANS CONSTRUCTION CO INC				33.22	511100	EVC20655	MAINTENANCE 11/07 - 11/13/11	Dec-2011
12,587	Other	EVANS CONSTRUCTION CO INC				28.62	514100	EVC20655	MAINTENANCE 11/07 - 11/13/11	Dec-2011
12,588	Other	EVANS CONSTRUCTION CO INC				28.62	514100	EVC20655	MAINTENANCE 11/07 - 11/13/11	Dec-2011
12,589	Other	EVANS CONSTRUCTION CO INC				28.62	514100	EVC20655	MAINTENANCE 11/07 - 11/13/11	Dec-2011
12,590	Other	EVANS CONSTRUCTION CO INC				14.31	511100	EVC20655	MAINTENANCE 11/07 - 11/13/11	Dec-2011
12,591	Other	EVANS CONSTRUCTION CO INC				14.31	512100	EVC20655	MAINTENANCE 11/07 - 11/13/11	Dec-2011
12,592	Other	EVANS CONSTRUCTION CO INC				14.31	513100	EVC20655	MAINTENANCE 11/07 - 11/13/11	Dec-2011
12,593	Other	EVANS CONSTRUCTION CO INC				14.31	514100	EVC20655	MAINTENANCE 11/07 - 11/13/11	Dec-2011
12,594	Other	EVANS CONSTRUCTION CO INC				486.54	552100	EVC20657	CT SITE MAINT 11/14 - 11/20/11	Dec-2011
12,595	Other	EVANS CONSTRUCTION CO INC				214.65	552100	EVC20657	CT SITE MAINT 11/14 - 11/20/11	Dec-2011
12,596	Other	EVANS CONSTRUCTION CO INC				171.72	552100	EVC20657	CT SITE MAINT 11/14 - 11/20/11	Dec-2011
12,597	Other	EVANS CONSTRUCTION CO INC				71.55	554100	EVC20657	CT SITE MAINT 11/14 - 11/20/11	Dec-2011
12,598	Other	EVANS CONSTRUCTION CO INC				28.62	553100	EVC20657	CT SITE MAINT 11/14 - 11/20/11	Dec-2011
12,599	Other	EVANS CONSTRUCTION CO INC				14.31	552100	EVC20657	CT SITE MAINT 11/14 - 11/20/11	Dec-2011
12,600	Other	EVANS CONSTRUCTION CO INC				14.31	553100	EVC20657	CT SITE MAINT 11/14 - 11/20/11	Dec-2011
12,601	Other	EVANS CONSTRUCTION CO INC				14.31	553100	EVC20657	CT SITE MAINT 11/14 - 11/20/11	Dec-2011
12,602	Other	EVANS CONSTRUCTION CO INC				14.31	553100	EVC20657	CT SITE MAINT 11/14 - 11/20/11	Dec-2011
12,603	Other	EVANS CONSTRUCTION CO INC				14.31	553100	EVC20657	CT SITE MAINT 11/14 - 11/20/11	Dec-2011
12,604	Other	EVANS CONSTRUCTION CO INC				14.31	553100	EVC20657	CT SITE MAINT 11/14 - 11/20/11	Dec-2011
12,605	Other	EVANS CONSTRUCTION CO INC				14.31	553100	EVC20657	CT SITE MAINT 11/14 - 11/20/11	Dec-2011
12,606	Other	EVANS CONSTRUCTION CO INC				14.31	553100	EVC20657	CT SITE MAINT 11/14 - 11/20/11	Dec-2011
12,607	Other	EVANS CONSTRUCTION CO INC				14.31	553100	EVC20657	CT SITE MAINT 11/14 - 11/20/11	Dec-2011
12,608	Other	EVANS CONSTRUCTION CO INC				14.31	553100	EVC20657	CT SITE MAINT 11/14 - 11/20/11	Dec-2011
12,609	Other	EVANS CONSTRUCTION CO INC				14.31	553100	EVC20657	CT SITE MAINT 11/14 - 11/20/11	Dec-2011
12,610	Other	EVANS CONSTRUCTION CO INC				14.31	553100	EVC20657	CT SITE MAINT 11/14 - 11/20/11	Dec-2011
12,611	Other	EVANS CONSTRUCTION CO INC				1,151.24	512100	EVC20658	MAINTENANCE 11/14 - 11/20/11	Dec-2011
12,612	Other	EVANS CONSTRUCTION CO INC				744.36	512017	EVC20658	MAINTENANCE 11/14 - 11/20/11	Dec-2011
12,613	Other	EVANS CONSTRUCTION CO INC				744.12	542100	EVC20658	MAINTENANCE 11/14 - 11/20/11	Dec-2011
12,614	Other	EVANS CONSTRUCTION CO INC				586.71	511100	EVC20658	MAINTENANCE 11/14 - 11/20/11	Dec-2011
12,615	Other	EVANS CONSTRUCTION CO INC				480.16	511100	EVC20658	MAINTENANCE 11/14 - 11/20/11	Dec-2011
12,616	Other	EVANS CONSTRUCTION CO INC				443.22	512005	EVC20658	MAINTENANCE 11/14 - 11/20/11	Dec-2011
12,617	Other	EVANS CONSTRUCTION CO INC				400.68	512100	EVC20658	MAINTENANCE 11/14 - 11/20/11	Dec-2011
12,618	Other	EVANS CONSTRUCTION CO INC				357.75	511100	EVC20658	MAINTENANCE 11/14 - 11/20/11	Dec-2011
12,619	Other	EVANS CONSTRUCTION CO INC				343.50	511100	EVC20658	MAINTENANCE 11/14 - 11/20/11	Dec-2011
12,620	Other	EVANS CONSTRUCTION CO INC				298.24	512017	EVC20658	MAINTENANCE 11/14 - 11/20/11	Dec-2011
12,621	Other	EVANS CONSTRUCTION CO INC				295.48	511100	EVC20658	MAINTENANCE 11/14 - 11/20/11	Dec-2011
12,622	Other	EVANS CONSTRUCTION CO INC				286.20	512100	EVC20658	MAINTENANCE 11/14 - 11/20/11	Dec-2011
12,623	Other	EVANS CONSTRUCTION CO INC				286.20	542100	EVC20658	MAINTENANCE 11/14 - 11/20/11	Dec-2011
12,624	Other	EVANS CONSTRUCTION CO INC				257.58	511100	EVC20658	MAINTENANCE 11/14 - 11/20/11	Dec-2011
12,625	Other	EVANS CONSTRUCTION CO INC				257.58	512100	EVC20658	MAINTENANCE 11/14 - 11/20/11	Dec-2011

KENTUCKY UTILITIES COMPANY
Case No. 2012- 00221
Analysis of Professional Services Expenses For the Test Year

(A)	(B)	(C)	(D)	(E)	(F)	(G)	(H)	(I)		
Line No.	Type	Vendor	Rate Case	Audit	Other	Total	Account	Invoice	Description	Period
12,626	Other	EVANS CONSTRUCTION CO INC				248.88	511100	EVC20658	MAINTENANCE 11/14 - 11/20/11	Dec-2011
12,627	Other	EVANS CONSTRUCTION CO INC				248.12	511100	EVC20658	MAINTENANCE 11/14 - 11/20/11	Dec-2011
12,628	Other	EVANS CONSTRUCTION CO INC				228.96	511100	EVC20658	MAINTENANCE 11/14 - 11/20/11	Dec-2011
12,629	Other	EVANS CONSTRUCTION CO INC				228.96	512100	EVC20658	MAINTENANCE 11/14 - 11/20/11	Dec-2011
12,630	Other	EVANS CONSTRUCTION CO INC				200.34	512100	EVC20658	MAINTENANCE 11/14 - 11/20/11	Dec-2011
12,631	Other	EVANS CONSTRUCTION CO INC				171.72	512100	EVC20658	MAINTENANCE 11/14 - 11/20/11	Dec-2011
12,632	Other	EVANS CONSTRUCTION CO INC				171.72	513100	EVC20658	MAINTENANCE 11/14 - 11/20/11	Dec-2011
12,633	Other	EVANS CONSTRUCTION CO INC				157.47	511100	EVC20658	MAINTENANCE 11/14 - 11/20/11	Dec-2011
12,634	Other	EVANS CONSTRUCTION CO INC				147.74	512005	EVC20658	MAINTENANCE 11/14 - 11/20/11	Dec-2011
12,635	Other	EVANS CONSTRUCTION CO INC				143.10	512100	EVC20658	MAINTENANCE 11/14 - 11/20/11	Dec-2011
12,636	Other	EVANS CONSTRUCTION CO INC				114.48	512100	EVC20658	MAINTENANCE 11/14 - 11/20/11	Dec-2011
12,637	Other	EVANS CONSTRUCTION CO INC				114.48	542100	EVC20658	MAINTENANCE 11/14 - 11/20/11	Dec-2011
12,638	Other	EVANS CONSTRUCTION CO INC				114.48	542100	EVC20658	MAINTENANCE 11/14 - 11/20/11	Dec-2011
12,639	Other	EVANS CONSTRUCTION CO INC				100.17	512100	EVC20658	MAINTENANCE 11/14 - 11/20/11	Dec-2011
12,640	Other	EVANS CONSTRUCTION CO INC				85.86	512100	EVC20658	MAINTENANCE 11/14 - 11/20/11	Dec-2011
12,641	Other	EVANS CONSTRUCTION CO INC				85.86	512100	EVC20658	MAINTENANCE 11/14 - 11/20/11	Dec-2011
12,642	Other	EVANS CONSTRUCTION CO INC				85.86	514100	EVC20658	MAINTENANCE 11/14 - 11/20/11	Dec-2011
12,643	Other	EVANS CONSTRUCTION CO INC				78.66	552100	EVC20658	MAINTENANCE 11/14 - 11/20/11	Dec-2011
12,644	Other	EVANS CONSTRUCTION CO INC				71.55	512100	EVC20658	MAINTENANCE 11/14 - 11/20/11	Dec-2011
12,645	Other	EVANS CONSTRUCTION CO INC				71.55	514100	EVC20658	MAINTENANCE 11/14 - 11/20/11	Dec-2011
12,646	Other	EVANS CONSTRUCTION CO INC				45.25	511100	EVC20658	MAINTENANCE 11/14 - 11/20/11	Dec-2011
12,647	Other	EVANS CONSTRUCTION CO INC				33.41	512017	EVC20658	MAINTENANCE 11/14 - 11/20/11	Dec-2011
12,648	Other	EVANS CONSTRUCTION CO INC				33.41	512017	EVC20658	MAINTENANCE 11/14 - 11/20/11	Dec-2011
12,649	Other	EVANS CONSTRUCTION CO INC				28.62	514100	EVC20658	MAINTENANCE 11/14 - 11/20/11	Dec-2011
12,650	Other	EVANS CONSTRUCTION CO INC				28.62	514100	EVC20658	MAINTENANCE 11/14 - 11/20/11	Dec-2011
12,651	Other	EVANS CONSTRUCTION CO INC				28.62	514100	EVC20658	MAINTENANCE 11/14 - 11/20/11	Dec-2011
12,652	Other	EVANS CONSTRUCTION CO INC				28.62	514100	EVC20658	MAINTENANCE 11/14 - 11/20/11	Dec-2011
12,653	Other	EVANS CONSTRUCTION CO INC				28.62	514100	EVC20658	MAINTENANCE 11/14 - 11/20/11	Dec-2011
12,654	Other	EVANS CONSTRUCTION CO INC				28.62	544100	EVC20658	MAINTENANCE 11/14 - 11/20/11	Dec-2011
12,655	Other	EVANS CONSTRUCTION CO INC				14.31	513100	EVC20658	MAINTENANCE 11/14 - 11/20/11	Dec-2011
12,656	Other	EVANS CONSTRUCTION CO INC				14.31	513100	EVC20658	MAINTENANCE 11/14 - 11/20/11	Dec-2011
12,657	Other	EVANS CONSTRUCTION CO INC				14.31	513100	EVC20658	MAINTENANCE 11/14 - 11/20/11	Dec-2011
12,658	Other	EVANS CONSTRUCTION CO INC				14.31	513100	EVC20658	MAINTENANCE 11/14 - 11/20/11	Dec-2011
12,659	Other	EVANS CONSTRUCTION CO INC				14.31	514100	EVC20658	MAINTENANCE 11/14 - 11/20/11	Dec-2011
12,660	Other	EVANS CONSTRUCTION CO INC				14.31	545100	EVC20658	MAINTENANCE 11/14 - 11/20/11	Dec-2011
12,661	Other	EVANS CONSTRUCTION CO INC				14.31	545100	EVC20658	MAINTENANCE 11/14 - 11/20/11	Dec-2011
12,662	Other	EVANS CONSTRUCTION CO INC				272.43	935402	EVC20659	PARIS STOREROOM-JANITORIAL SERVICES THROUGH END OF 2011	Dec-2011
12,663	Other	EVANS CONSTRUCTION CO INC				37.15	935402	EVC20659	PARIS STOREROOM-JANITORIAL SERVICES THROUGH END OF 2011	Dec-2011
12,664	Other	EVANS CONSTRUCTION CO INC				867.08	935403	EVC20660	PENNINGTON GAP BUS OFFICE- JANITORIAL SERVICES THROUGH END OF 2011	Dec-2011
12,665	Other	EVANS CONSTRUCTION CO INC				118.24	935403	EVC20660	PENNINGTON GAP BUS OFFICE- JANITORIAL SERVICES THROUGH END OF 2011	Dec-2011
12,666	Other	EVANS CONSTRUCTION CO INC				304.81	935403	EVC20661	PENNINGTON GAP STOREROOM-JANITORIAL SERVICES THROUGH END OF 2011	Dec-2011
12,667	Other	EVANS CONSTRUCTION CO INC				41.57	935403	EVC20661	PENNINGTON GAP STOREROOM-JANITORIAL SERVICES THROUGH END OF 2011	Dec-2011
12,668	Other	EVANS CONSTRUCTION CO INC				171.70	921002	EVC20662	PINEVILLE COMPLEX-JANITORIAL SERVICES THROUGH END OF 2011	Dec-2011
12,669	Other	EVANS CONSTRUCTION CO INC				171.70	903930	EVC20662	PINEVILLE COMPLEX-JANITORIAL SERVICES THROUGH END OF 2011	Dec-2011
12,670	Other	EVANS CONSTRUCTION CO INC				171.70	580100	EVC20662	PINEVILLE COMPLEX-JANITORIAL SERVICES THROUGH END OF 2011	Dec-2011
12,671	Other	EVANS CONSTRUCTION CO INC				171.70	580100	EVC20662	PINEVILLE COMPLEX-JANITORIAL SERVICES THROUGH END OF 2011	Dec-2011
12,672	Other	EVANS CONSTRUCTION CO INC				71.43	923900	EVC20663	PINEVILLE TELECOM-JANITORIAL SERVICES TO THE END OF CONTRACT	Dec-2011
12,673	Other	EVANS CONSTRUCTION CO INC				1,521.99	935403	EVC20664	RICHMOND BUS OFFICE - JANITORIAL SERVICES THROUGH END OF 2011	Dec-2011
12,674	Other	EVANS CONSTRUCTION CO INC				207.54	935403	EVC20664	RICHMOND BUS OFFICE - JANITORIAL SERVICES THROUGH END OF 2011	Dec-2011
12,675	Other	EVANS CONSTRUCTION CO INC				1,122.11	935402	EVC20665	RICHMOND STRM AND CLAY DR-JANITORIAL SERVICES THROUGH END OF 2011	Dec-2011
12,676	Other	EVANS CONSTRUCTION CO INC				280.53	935402	EVC20665	RICHMOND STRM AND CLAY DR-JANITORIAL SERVICES THROUGH END OF 2011	Dec-2011
12,677	Other	EVANS CONSTRUCTION CO INC				1,155.20	935403	EVC20666	SHELBYVILLE BUS OFFICE - JANITORIAL SERVICES THROUGH END OF 2011	Dec-2011
12,678	Other	EVANS CONSTRUCTION CO INC				157.53	935403	EVC20666	SHELBYVILLE BUS OFFICE - JANITORIAL SERVICES THROUGH END OF 2011	Dec-2011
12,679	Other	EVANS CONSTRUCTION CO INC				592.53	935403	EVC20667	SHELBYVILLE STOREROOM-JANITORIAL SERVICES THROUGH END OF 2011	Dec-2011

KENTUCKY UTILITIES COMPANY
Case No. 2012- 00221
Analysis of Professional Services Expenses For the Test Year

(A)	(B)	(C)	(D)	(E)	(F)	(G)	(H)	(I)		
Line No.	Type	Vendor	Rate Case	Audit	Other	Total	Account	Invoice	Description	Period
12,680	Other	EVANS CONSTRUCTION CO INC				80.80	935403	EVC20667	SHELBYVILLE STOREROOM-JANITORIAL SERVICES THROUGH END OF 2011	Dec-2011
12,681	Other	EVANS CONSTRUCTION CO INC				1,141.57	935403	EVC20668	SOMERSET BUS OFFICE - JANITORIAL SERVICES THROUGH END OF 2011	Dec-2011
12,682	Other	EVANS CONSTRUCTION CO INC				155.67	935403	EVC20668	SOMERSET BUS OFFICE - JANITORIAL SERVICES THROUGH END OF 2011	Dec-2011
12,683	Other	EVANS CONSTRUCTION CO INC				324.70	923100	EVC20669	SOMERSET STOREROOM-JANITORIAL SERVICES THROUGH END OF 2011	Dec-2011
12,684	Other	EVANS CONSTRUCTION CO INC				81.17	923100	EVC20669	SOMERSET STOREROOM-JANITORIAL SERVICES THROUGH END OF 2011	Dec-2011
12,685	Other	EVANS CONSTRUCTION CO INC				2,345.89	935403	EVC20670	VERSAILLES BUS OFFICE - JANITORIAL SERVICES THROUGH END OF 2011	Dec-2011
12,686	Other	EVANS CONSTRUCTION CO INC				319.89	935403	EVC20670	VERSAILLES BUS OFFICE - JANITORIAL SERVICES THROUGH END OF 2011	Dec-2011
12,687	Other	EVANS CONSTRUCTION CO INC				1,093.12	511100	EVC20672	GHENT FACILITY MAINTENANCE FOR THE PERIOD 11/14 THRU 11/20/11	Dec-2011
12,688	Other	EVANS CONSTRUCTION CO INC				441.84	511100	EVC20672	GHENT FACILITY MAINTENANCE FOR THE PERIOD 11/14 THRU 11/20/11	Dec-2011
12,689	Other	EVANS CONSTRUCTION CO INC				335.16	512100	EVC20672	GHENT FACILITY MAINTENANCE FOR THE PERIOD 11/14 THRU 11/20/11	Dec-2011
12,690	Other	EVANS CONSTRUCTION CO INC				332.28	512102	EVC20672	GHENT FACILITY MAINTENANCE FOR THE PERIOD 11/14 THRU 11/20/11	Dec-2011
12,691	Other	EVANS CONSTRUCTION CO INC				275.31	514100	EVC20672	GHENT FACILITY MAINTENANCE FOR THE PERIOD 11/14 THRU 11/20/11	Dec-2011
12,692	Other	EVANS CONSTRUCTION CO INC				257.60	511100	EVC20672	GHENT FACILITY MAINTENANCE FOR THE PERIOD 11/14 THRU 11/20/11	Dec-2011
12,693	Other	EVANS CONSTRUCTION CO INC				257.60	511100	EVC20672	GHENT FACILITY MAINTENANCE FOR THE PERIOD 11/14 THRU 11/20/11	Dec-2011
12,694	Other	EVANS CONSTRUCTION CO INC				239.40	511100	EVC20672	GHENT FACILITY MAINTENANCE FOR THE PERIOD 11/14 THRU 11/20/11	Dec-2011
12,695	Other	EVANS CONSTRUCTION CO INC				150.92	512017	EVC20672	GHENT FACILITY MAINTENANCE FOR THE PERIOD 11/14 THRU 11/20/11	Dec-2011
12,696	Other	EVANS CONSTRUCTION CO INC				119.70	511100	EVC20672	GHENT FACILITY MAINTENANCE FOR THE PERIOD 11/14 THRU 11/20/11	Dec-2011
12,697	Other	EVANS CONSTRUCTION CO INC				103.04	511100	EVC20672	GHENT FACILITY MAINTENANCE FOR THE PERIOD 11/14 THRU 11/20/11	Dec-2011
12,698	Other	EVANS CONSTRUCTION CO INC				99.41	513100	EVC20672	GHENT FACILITY MAINTENANCE FOR THE PERIOD 11/14 THRU 11/20/11	Dec-2011
12,699	Other	EVANS CONSTRUCTION CO INC				75.46	512005	EVC20672	GHENT FACILITY MAINTENANCE FOR THE PERIOD 11/14 THRU 11/20/11	Dec-2011
12,700	Other	EVANS CONSTRUCTION CO INC				51.52	511100	EVC20672	GHENT FACILITY MAINTENANCE FOR THE PERIOD 11/14 THRU 11/20/11	Dec-2011
12,701	Other	EVANS CONSTRUCTION CO INC				47.88	512100	EVC20672	GHENT FACILITY MAINTENANCE FOR THE PERIOD 11/14 THRU 11/20/11	Dec-2011
12,702	Other	EVANS CONSTRUCTION CO INC				1,739.19	502003	EVC20674	GHENT OUTSIDE MAINTENANCE FOR THE PERIOD 11/14 THRU 11/20/11	Dec-2011
12,703	Other	EVANS CONSTRUCTION CO INC				1,267.04	511100	EVC20674	GHENT OUTSIDE MAINTENANCE FOR THE PERIOD 11/14 THRU 11/20/11	Dec-2011
12,704	Other	EVANS CONSTRUCTION CO INC				878.24	512017	EVC20674	GHENT OUTSIDE MAINTENANCE FOR THE PERIOD 11/14 THRU 11/20/11	Dec-2011
12,705	Other	EVANS CONSTRUCTION CO INC				624.96	512100	EVC20674	GHENT OUTSIDE MAINTENANCE FOR THE PERIOD 11/14 THRU 11/20/11	Dec-2011
12,706	Other	EVANS CONSTRUCTION CO INC				539.52	511100	EVC20674	GHENT OUTSIDE MAINTENANCE FOR THE PERIOD 11/14 THRU 11/20/11	Dec-2011
12,707	Other	EVANS CONSTRUCTION CO INC				490.16	511100	EVC20674	GHENT OUTSIDE MAINTENANCE FOR THE PERIOD 11/14 THRU 11/20/11	Dec-2011
12,708	Other	EVANS CONSTRUCTION CO INC				489.44	511100	EVC20674	GHENT OUTSIDE MAINTENANCE FOR THE PERIOD 11/14 THRU 11/20/11	Dec-2011
12,709	Other	EVANS CONSTRUCTION CO INC				476.16	513100	EVC20674	GHENT OUTSIDE MAINTENANCE FOR THE PERIOD 11/14 THRU 11/20/11	Dec-2011
12,710	Other	EVANS CONSTRUCTION CO INC				408.00	511100	EVC20674	GHENT OUTSIDE MAINTENANCE FOR THE PERIOD 11/14 THRU 11/20/11	Dec-2011
12,711	Other	EVANS CONSTRUCTION CO INC				367.62	513100	EVC20674	GHENT OUTSIDE MAINTENANCE FOR THE PERIOD 11/14 THRU 11/20/11	Dec-2011
12,712	Other	EVANS CONSTRUCTION CO INC				288.16	512100	EVC20674	GHENT OUTSIDE MAINTENANCE FOR THE PERIOD 11/14 THRU 11/20/11	Dec-2011
12,713	Other	EVANS CONSTRUCTION CO INC				277.28	513100	EVC20674	GHENT OUTSIDE MAINTENANCE FOR THE PERIOD 11/14 THRU 11/20/11	Dec-2011
12,714	Other	EVANS CONSTRUCTION CO INC				245.08	512100	EVC20674	GHENT OUTSIDE MAINTENANCE FOR THE PERIOD 11/14 THRU 11/20/11	Dec-2011
12,715	Other	EVANS CONSTRUCTION CO INC				245.08	512100	EVC20674	GHENT OUTSIDE MAINTENANCE FOR THE PERIOD 11/14 THRU 11/20/11	Dec-2011
12,716	Other	EVANS CONSTRUCTION CO INC				238.08	511100	EVC20674	GHENT OUTSIDE MAINTENANCE FOR THE PERIOD 11/14 THRU 11/20/11	Dec-2011
12,717	Other	EVANS CONSTRUCTION CO INC				204.00	511100	EVC20674	GHENT OUTSIDE MAINTENANCE FOR THE PERIOD 11/14 THRU 11/20/11	Dec-2011
12,718	Other	EVANS CONSTRUCTION CO INC				204.00	511100	EVC20674	GHENT OUTSIDE MAINTENANCE FOR THE PERIOD 11/14 THRU 11/20/11	Dec-2011
12,719	Other	EVANS CONSTRUCTION CO INC				204.00	511100	EVC20674	GHENT OUTSIDE MAINTENANCE FOR THE PERIOD 11/14 THRU 11/20/11	Dec-2011
12,720	Other	EVANS CONSTRUCTION CO INC				183.81	513100	EVC20674	GHENT OUTSIDE MAINTENANCE FOR THE PERIOD 11/14 THRU 11/20/11	Dec-2011
12,721	Other	EVANS CONSTRUCTION CO INC				183.81	513100	EVC20674	GHENT OUTSIDE MAINTENANCE FOR THE PERIOD 11/14 THRU 11/20/11	Dec-2011
12,722	Other	EVANS CONSTRUCTION CO INC				122.54	511100	EVC20674	GHENT OUTSIDE MAINTENANCE FOR THE PERIOD 11/14 THRU 11/20/11	Dec-2011
12,723	Other	EVANS CONSTRUCTION CO INC				122.54	511100	EVC20674	GHENT OUTSIDE MAINTENANCE FOR THE PERIOD 11/14 THRU 11/20/11	Dec-2011
12,724	Other	EVANS CONSTRUCTION CO INC				96.00	512017	EVC20674	GHENT OUTSIDE MAINTENANCE FOR THE PERIOD 11/14 THRU 11/20/11	Dec-2011
12,725	Other	EVANS CONSTRUCTION CO INC				96.00	513100	EVC20674	GHENT OUTSIDE MAINTENANCE FOR THE PERIOD 11/14 THRU 11/20/11	Dec-2011
12,726	Other	EVANS CONSTRUCTION CO INC				89.28	512100	EVC20674	GHENT OUTSIDE MAINTENANCE FOR THE PERIOD 11/14 THRU 11/20/11	Dec-2011
12,727	Other	EVANS CONSTRUCTION CO INC				89.28	512100	EVC20674	GHENT OUTSIDE MAINTENANCE FOR THE PERIOD 11/14 THRU 11/20/11	Dec-2011
12,728	Other	EVANS CONSTRUCTION CO INC				89.28	512100	EVC20674	GHENT OUTSIDE MAINTENANCE FOR THE PERIOD 11/14 THRU 11/20/11	Dec-2011
12,729	Other	EVANS CONSTRUCTION CO INC				59.52	512100	EVC20674	GHENT OUTSIDE MAINTENANCE FOR THE PERIOD 11/14 THRU 11/20/11	Dec-2011
12,730	Other	EVANS CONSTRUCTION CO INC				48.00	511100	EVC20674	GHENT OUTSIDE MAINTENANCE FOR THE PERIOD 11/14 THRU 11/20/11	Dec-2011
12,731	Other	EVANS CONSTRUCTION CO INC				48.00	511100	EVC20674	GHENT OUTSIDE MAINTENANCE FOR THE PERIOD 11/14 THRU 11/20/11	Dec-2011
12,732	Other	EVANS CONSTRUCTION CO INC				48.00	511100	EVC20674	GHENT OUTSIDE MAINTENANCE FOR THE PERIOD 11/14 THRU 11/20/11	Dec-2011
12,733	Other	EVANS CONSTRUCTION CO INC				48.00	513100	EVC20674	GHENT OUTSIDE MAINTENANCE FOR THE PERIOD 11/14 THRU 11/20/11	Dec-2011
12,734	Other	EVANS CONSTRUCTION CO INC				48.00	513100	EVC20674	GHENT OUTSIDE MAINTENANCE FOR THE PERIOD 11/14 THRU 11/20/11	Dec-2011
12,735	Other	EVANS CONSTRUCTION CO INC				48.00	513100	EVC20674	GHENT OUTSIDE MAINTENANCE FOR THE PERIOD 11/14 THRU 11/20/11	Dec-2011
12,736	Other	EVANS CONSTRUCTION CO INC				9,216.00	512005	EVC20678	REPAIR 25' X 25' X 10" CONCRETE SLAB	NOV-2011

KENTUCKY UTILITIES COMPANY
Case No. 2012- 00221
Analysis of Professional Services Expenses For the Test Year

(A)	(B)	(C)	(D)	(E)	(F)	(G)	(H)	(I)		
Line No.	Type	Vendor	Rate Case	Audit	Other	Total	Account	Invoice	Description	Period
12,737	Other	EVANS CONSTRUCTION CO INC				1,939.91	923100	EVC20701	EVANS-WINCHESTER STORERROOM -REMOVE AND REPLACE 77 LF OF SEAMLESS ALUMINUM GUTTER & 3 DOWNSPOUTS ON REAR ELEVATION;DETACH & RESET EPDM EDGE FLASHING;REMOVE & REPLACE FACIA/GUTTER BOARD AS PER QUOTE DATED 9/20/2011	Dec-2011
12,738	Other	EVANS CONSTRUCTION CO INC				1,044.57	923100	EVC20701	EVANS-WINCHESTER STORERROOM -REMOVE AND REPLACE 77 LF OF SEAMLESS ALUMINUM GUTTER & 3 DOWNSPOUTS ON REAR ELEVATION;DETACH & RESET EPDM EDGE FLASHING;REMOVE & REPLACE FACIA/GUTTER BOARD AS PER QUOTE DATED 9/20/2011	Dec-2011
12,739	Other	EVANS CONSTRUCTION CO INC				1,047.00	923100	EVC20702	EVANS-WINCHESTER STORERROOM -REMOVE AND REPLACE 77 LF OF SEAMLESS ALUMINUM GUTTER & 3 DOWNSPOUTS ON REAR ELEVATION;DETACH & RESET EPDM EDGE FLASHING;REMOVE & REPLACE FACIA/GUTTER BOARD AS PER QUOTE DATED 9/20/2011	Dec-2011
12,740	Other	EVANS CONSTRUCTION CO INC				1,000.00	923100	EVC20702	EVANS-STONE ROAD OP CTR- INSTALL TREATED LUMBER-10' X 18' AWNING;PAINT WOOD, MATCH COLOR TO EXISTING TAN METAL ROOF ANCHORED AT RIDGE LINE OF WALL SEALED, ANCHORS IN BOTTOM OF POST IN EXISTING SLAB (AS PER QUOTE DATED 10/14/2011)	Dec-2011
12,741	Other	EVANS CONSTRUCTION CO INC				605.19	935403	EVC20742	EVANS-STONE ROAD OP CTR- INSTALL TREATED LUMBER-10' X 18' AWNING;PAINT WOOD, MATCH COLOR TO EXISTING TAN METAL ROOF ANCHORED AT RIDGE LINE OF WALL SEALED, ANCHORS IN BOTTOM OF POST IN EXISTING SLAB (AS PER QUOTE DATED 10/14/2011)	Dec-2011
12,742	Other	EVANS CONSTRUCTION CO INC				82.53	935403	EVC20742	BARLOW BUS OFFICE -JANITORIAL SERVICES THROUGH END OF 2011	Dec-2011
12,743	Other	EVANS CONSTRUCTION CO INC				345.88	935403	EVC20743	BARLOW BUS OFFICE -JANITORIAL SERVICES THROUGH END OF 2011	Dec-2011
12,744	Other	EVANS CONSTRUCTION CO INC				47.17	935403	EVC20743	BIG STONE GAP JANITORIAL SERVICES - THROUGH END OF 2011	Dec-2011
12,745	Other	EVANS CONSTRUCTION CO INC				708.04	935403	EVC20744	BIG STONE GAP JANITORIAL SERVICES - THROUGH END OF 2011	Dec-2011
12,746	Other	EVANS CONSTRUCTION CO INC				96.55	935403	EVC20744	CAMPBELLSVILLE BUS OFFICE -JANITORIAL SERVICES THROUGH END OF 2011	Dec-2011
12,747	Other	EVANS CONSTRUCTION CO INC				488.55	935402	EVC20745	CAMPBELLSVILLE BUS OFFICE -JANITORIAL SERVICES THROUGH END OF 2011	Dec-2011
12,748	Other	EVANS CONSTRUCTION CO INC				66.62	935402	EVC20745	CAMPBELLSVILLE STRM JANITORIAL SERVICES THROUGH END OF 2011	Dec-2011
12,749	Other	EVANS CONSTRUCTION CO INC				469.33	923100	EVC20746	CAMPBELLSVILLE STRM JANITORIAL SERVICES THROUGH END OF 2011	Dec-2011
12,750	Other	EVANS CONSTRUCTION CO INC				64.00	923100	EVC20746	CARROLLTON STORERROOM -JANITORIAL SERVICES THROUGH END OF 2011	Dec-2011
12,751	Other	EVANS CONSTRUCTION CO INC				3,261.03	935403	EVC20747	CARROLLTON STORERROOM -JANITORIAL SERVICES THROUGH END OF 2011	Dec-2011
12,752	Other	EVANS CONSTRUCTION CO INC				444.69	935403	EVC20747	DANVILLE BUSINESS OFFICE -JANITORIAL SERVICES THROUGH END OF 2011	Dec-2011
12,753	Other	EVANS CONSTRUCTION CO INC				792.18	935402	EVC20748	DANVILLE BUSINESS OFFICE -JANITORIAL SERVICES THROUGH END OF 2011	Dec-2011
12,754	Other	EVANS CONSTRUCTION CO INC				108.03	935402	EVC20748	DANVILLE STORERROOM - JANITORIAL SERVICES THROUGH END OF 2011	Dec-2011
12,755	Other	EVANS CONSTRUCTION CO INC				1,250.03	588100	EVC20749	DANVILLE STORERROOM - JANITORIAL SERVICES THROUGH END OF 2011	Dec-2011
12,756	Other	EVANS CONSTRUCTION CO INC				170.46	588100	EVC20749	DANVILLE SUBSTATION OFFICE -JANITORIAL SERVICES THROUGH END OF 2011	Dec-2011
12,757	Other	EVANS CONSTRUCTION CO INC				97.94	935402	EVC20750	DANVILLE SUBSTATION OFFICE -JANITORIAL SERVICES THROUGH END OF 2011	Dec-2011
12,758	Other	EVANS CONSTRUCTION CO INC				13.36	935402	EVC20750	DANVILLE TRAINING BLDG-- JANITORIAL SERVICES THROUGH END OF 2011	Dec-2011
12,759	Other	EVANS CONSTRUCTION CO INC				538.24	935403	EVC20751	DANVILLE TRAINING BLDG-- JANITORIAL SERVICES THROUGH END OF 2011	Dec-2011
12,760	Other	EVANS CONSTRUCTION CO INC				73.40	935403	EVC20751	EARLINGTON STORERROOM -JANITORIAL SERVICES THROUGH END OF 2011	Dec-2011
12,761	Other	EVANS CONSTRUCTION CO INC				1,763.35	935403	EVC20752	EARLINGTON STORERROOM -JANITORIAL SERVICES THROUGH END OF 2011	Dec-2011
12,762	Other	EVANS CONSTRUCTION CO INC				240.46	935403	EVC20752	EARLINGTON WEST TECH -JANITORIAL SERVICES THROUGH END OF 2011	Dec-2011
12,763	Other	EVANS CONSTRUCTION CO INC				778.57	935403	EVC20753	EARLINGTON WEST TECH -JANITORIAL SERVICES THROUGH END OF 2011	Dec-2011
12,764	Other	EVANS CONSTRUCTION CO INC				106.17	935403	EVC20753	EDDYVILLE BUS OFFICE - JANITORIAL SERVICES THROUGH END OF 2011	Dec-2011
12,765	Other	EVANS CONSTRUCTION CO INC				310.66	935403	EVC20754	EDDYVILLE BUS OFFICE - JANITORIAL SERVICES THROUGH END OF 2011	Dec-2011
12,766	Other	EVANS CONSTRUCTION CO INC				42.36	935403	EVC20754	EDDYVILLE STORERROOM -JANITORIAL SERVICES THROUGH END OF 2011	Dec-2011
12,767	Other	EVANS CONSTRUCTION CO INC				2,404.43	935403	EVC20755	EDDYVILLE STORERROOM -JANITORIAL SERVICES THROUGH END OF 2011	Dec-2011
12,768	Other	EVANS CONSTRUCTION CO INC				327.88	935403	EVC20755	E-TOWN BUS OFFICE - JANITORIAL SERVICES THROUGH END OF 2011	Dec-2011
12,769	Other	EVANS CONSTRUCTION CO INC				521.13	583001	EVC20756	E-TOWN BUS OFFICE - JANITORIAL SERVICES THROUGH END OF 2011	Dec-2011
12,770	Other	EVANS CONSTRUCTION CO INC				71.06	583001	EVC20756	E-TOWN STORERROOM -JANITORIAL SERVICES THROUGH END OF 2011	Dec-2011
12,771	Other	EVANS CONSTRUCTION CO INC				1,317.24	935403	EVC20757	E-TOWN STORERROOM -JANITORIAL SERVICES THROUGH END OF 2011	Dec-2011
12,772	Other	EVANS CONSTRUCTION CO INC				179.62	935403	EVC20757	GEORGETOWN BUS OFFICE - JANITORIAL SERVICES THROUGH END OF 2011	Dec-2011
12,773	Other	EVANS CONSTRUCTION CO INC				1,793.82	935403	EVC20758	GEORGETOWN BUS OFFICE - JANITORIAL SERVICES THROUGH END OF 2011	Dec-2011
12,774	Other	EVANS CONSTRUCTION CO INC				244.61	935403	EVC20758	GREENVILLE BUS OFFICE - JANITORIAL SERVICES THROUGH END OF 2011	Dec-2011

KENTUCKY UTILITIES COMPANY
Case No. 2012- 00221
Analysis of Professional Services Expenses For the Test Year

(A)	(B)	(C)	(D)	(E)	(F)	(G)	(H)	(I)		
Line No.	Type	Vendor	Rate Case	Audit	Other	Total	Account	Invoice	Description	Period
12,775	Other	EVANS CONSTRUCTION CO INC				197.67	935403	EVC20759	GREENVILLE STOREROOM -JANITORIAL SERVICES THROUGH END OF 2011	Dec-2011
12,776	Other	EVANS CONSTRUCTION CO INC				26.96	935403	EVC20759	GREENVILLE STOREROOM -JANITORIAL SERVICES THROUGH END OF 2011	Dec-2011
12,777	Other	EVANS CONSTRUCTION CO INC				718.39	935403	EVC20760	HARLAN BUS OFFICE- JANITORIAL SERVICES THROUGH END OF 2011	Dec-2011
12,778	Other	EVANS CONSTRUCTION CO INC				97.96	935403	EVC20760	HARLAN BUS OFFICE- JANITORIAL SERVICES THROUGH END OF 2011	Dec-2011
12,779	Other	EVANS CONSTRUCTION CO INC				559.42	935403	EVC20761	HARLAN STOREROOM-JANITORIAL SERVICES BEGINNING JAN 2012 FOR ESTIMATED 36 MONTHS	Dec-2011
12,780	Other	EVANS CONSTRUCTION CO INC				76.28	935403	EVC20761	HARLAN STOREROOM-JANITORIAL SERVICES BEGINNING JAN 2012 FOR ESTIMATED 36 MONTHS	Dec-2011
12,781	Other	EVANS CONSTRUCTION CO INC				75.00	935403	EVC20762	LEBANON JANITORIAL SERVICES THROUGH END OF 2011	Dec-2011
12,782	Other	EVANS CONSTRUCTION CO INC				609.20	935403	EVC20763	LEX METER - JANITORIAL SERVICES THROUGH END OF 2011	Dec-2011
12,783	Other	EVANS CONSTRUCTION CO INC				83.07	935403	EVC20763	LEX METER - JANITORIAL SERVICES THROUGH END OF 2011	Dec-2011
12,784	Other	EVANS CONSTRUCTION CO INC				4,822.86	935403	EVC20764	LEX_OP_CTR - JANITORIAL SERVICES BEGINNING JAN 2012 FOR ESTIMATED 36 MONTHS	Dec-2011
12,785	Other	EVANS CONSTRUCTION CO INC				657.66	935403	EVC20764	LEX_OP_CTR - JANITORIAL SERVICES BEGINNING JAN 2012 FOR ESTIMATED 36 MONTHS	Dec-2011
12,786	Other	EVANS CONSTRUCTION CO INC				787.44	935402	EVC20765	LEXINGTON SUBSTATION-JANITORIAL SERVICES THROUGH END OF 2011	Dec-2011
12,787	Other	EVANS CONSTRUCTION CO INC				107.38	935402	EVC20765	LEXINGTON SUBSTATION-JANITORIAL SERVICES THROUGH END OF 2011	Dec-2011
12,788	Other	EVANS CONSTRUCTION CO INC				961.81	923900	EVC20766	LEXINGTON TELECOM - JANITORIAL SERVICES TO END OF CONTRACT	Dec-2011
12,789	Other	EVANS CONSTRUCTION CO INC				66.00	935403	EVC20767	LIVERMORE-JANITORIAL SERVICES THROUGH END OF 2011	Dec-2011
12,790	Other	EVANS CONSTRUCTION CO INC				9.00	935403	EVC20767	LIVERMORE-JANITORIAL SERVICES THROUGH END OF 2011	Dec-2011
12,791	Other	EVANS CONSTRUCTION CO INC				1,255.17	935403	EVC20768	LONDON BUS OFFICE - JANITORIAL SERVICES THROUGH END OF 2011	Dec-2011
12,792	Other	EVANS CONSTRUCTION CO INC				171.16	935403	EVC20768	LONDON BUS OFFICE - JANITORIAL SERVICES THROUGH END OF 2011	Dec-2011
12,793	Other	EVANS CONSTRUCTION CO INC				560.79	583001	EVC20769	LONDON STOREROOM-JANITORIAL SERVICES THROUGH END OF 2011	Dec-2011
12,794	Other	EVANS CONSTRUCTION CO INC				76.47	583001	EVC20769	LONDON STOREROOM-JANITORIAL SERVICES THROUGH END OF 2011	Dec-2011
12,795	Other	EVANS CONSTRUCTION CO INC				1,496.92	935403	EVC20770	MAYSVILLE BUS OFFICE - JANITORIAL SERVICES THROUGH END OF 2011	Dec-2011
12,796	Other	EVANS CONSTRUCTION CO INC				204.13	935403	EVC20770	MAYSVILLE BUS OFFICE - JANITORIAL SERVICES THROUGH END OF 2011	Dec-2011
12,797	Other	EVANS CONSTRUCTION CO INC				119.57	935403	EVC20771	MAYSVILLE STOREROOM -JANITORIAL SERVICES THROUGH END OF 2011	Dec-2011
12,798	Other	EVANS CONSTRUCTION CO INC				16.30	935403	EVC20771	MAYSVILLE STOREROOM -JANITORIAL SERVICES THROUGH END OF 2011	Dec-2011
12,799	Other	EVANS CONSTRUCTION CO INC				1,264.75	935403	EVC20772	MIDDLESBORO BUS OFFICE - JANITORIAL SERVICES THROUGH END OF 2011	Dec-2011
12,800	Other	EVANS CONSTRUCTION CO INC				172.47	935403	EVC20772	MIDDLESBORO BUS OFFICE - JANITORIAL SERVICES THROUGH END OF 2011	Dec-2011
12,801	Other	EVANS CONSTRUCTION CO INC				1,324.34	921003	EVC20773	MIDWAY-JANITORIAL SERVICES THROUGH END OF 2011	Dec-2011
12,802	Other	EVANS CONSTRUCTION CO INC				180.59	921003	EVC20773	MIDWAY-JANITORIAL SERVICES THROUGH END OF 2011	Dec-2011
12,803	Other	EVANS CONSTRUCTION CO INC				989.28	935403	EVC20774	MOREHEAD BUS OFFICE - JANITORIAL SERVICES THROUGH END OF 2011	Dec-2011
12,804	Other	EVANS CONSTRUCTION CO INC				134.90	935403	EVC20774	MOREHEAD BUS OFFICE - JANITORIAL SERVICES THROUGH END OF 2011	Dec-2011
12,805	Other	EVANS CONSTRUCTION CO INC				1,926.89	935403	EVC20775	MORGANFIELD BUS OFFICE - JANITORIAL SERVICES THROUGH END OF 2011	Dec-2011
12,806	Other	EVANS CONSTRUCTION CO INC				262.76	935403	EVC20775	MORGANFIELD BUS OFFICE - JANITORIAL SERVICES THROUGH END OF 2011	Dec-2011
12,807	Other	EVANS CONSTRUCTION CO INC				655.48	935403	EVC20776	MORGANFIELD STRM-JANITORIAL SERVICES THROUGH END OF 2011	Dec-2011
12,808	Other	EVANS CONSTRUCTION CO INC				89.38	935403	EVC20776	MORGANFIELD STRM-JANITORIAL SERVICES THROUGH END OF 2011	Dec-2011
12,809	Other	EVANS CONSTRUCTION CO INC				5,723.42	935403	EVC20777	NEW FACILITY SET UP - INV 20777	Dec-2011
12,810	Other	EVANS CONSTRUCTION CO INC				393.52	935402	EVC20777	NEW FACILITY SET UP - INV 20777	Dec-2011
12,811	Other	EVANS CONSTRUCTION CO INC				383.58	935402	EVC20777	NEW FACILITY SET UP - INV 20777	Dec-2011
12,812	Other	EVANS CONSTRUCTION CO INC				1,231.39	935403	EVC20778	MT STERLING - JANITORIAL SERVICES THROUGH END OF 2011	Dec-2011
12,813	Other	EVANS CONSTRUCTION CO INC				167.92	935403	EVC20778	MT STERLING - JANITORIAL SERVICES THROUGH END OF 2011	Dec-2011
12,814	Other	EVANS CONSTRUCTION CO INC				256.80	588100	EVC20779	MT STERLING STOREROOM-JANITORIAL SERVICES THROUGH END OF 2011	Dec-2011
12,815	Other	EVANS CONSTRUCTION CO INC				35.02	588100	EVC20779	MT STERLING STOREROOM-JANITORIAL SERVICES THROUGH END OF 2011	Dec-2011
12,816	Other	EVANS CONSTRUCTION CO INC				917.12	935403	EVC20781	NORTON BUS OFFICE - JANITORIAL SERVICES THROUGH END OF 2011	Dec-2011
12,817	Other	EVANS CONSTRUCTION CO INC				125.06	935403	EVC20781	NORTON BUS OFFICE - JANITORIAL SERVICES THROUGH END OF 2011	Dec-2011
12,818	Other	EVANS CONSTRUCTION CO INC				356.97	935403	EVC20782	NORTON STOREROOM-JANITORIAL SERVICES THROUGH END OF 2011	Dec-2011
12,819	Other	EVANS CONSTRUCTION CO INC				48.68	935403	EVC20782	NORTON STOREROOM-JANITORIAL SERVICES THROUGH END OF 2011	Dec-2011
12,820	Other	EVANS CONSTRUCTION CO INC				18,039.91	921003	EVC20783	ONE QUALITY - JANITORIAL SERVICES THROUGH END OF 2011	Dec-2011
12,821	Other	EVANS CONSTRUCTION CO INC				2,459.99	921003	EVC20783	ONE QUALITY - JANITORIAL SERVICES THROUGH END OF 2011	Dec-2011
12,822	Other	EVANS CONSTRUCTION CO INC				513.62	935403	EVC20784	PARIS BUS OFFICE - JANITORIAL SERVICES THROUGH END OF 2011	Dec-2011
12,823	Other	EVANS CONSTRUCTION CO INC				70.04	935403	EVC20784	PARIS BUS OFFICE - JANITORIAL SERVICES THROUGH END OF 2011	Dec-2011
12,824	Other	EVANS CONSTRUCTION CO INC				272.43	935402	EVC20785	PARIS STOREROOM-JANITORIAL SERVICES THROUGH END OF 2011	Dec-2011
12,825	Other	EVANS CONSTRUCTION CO INC				37.15	935402	EVC20785	PARIS STOREROOM-JANITORIAL SERVICES THROUGH END OF 2011	Dec-2011

KENTUCKY UTILITIES COMPANY
Case No. 2012- 00221
Analysis of Professional Services Expenses For the Test Year

(A)	(B)	(C)	(D)	(E)	(F)	(G)	(H)	(I)		
Line No.	Type	Vendor	Rate Case	Audit	Other	Total	Account	Invoice	Description	Period
12,826	Other	EVANS CONSTRUCTION CO INC				1,050.79	935403	EVC20786	PENNINGTON GAP BUS OFFICE- JANITORIAL SERVICES THROUGH END OF 2011	Dec-2011
12,827	Other	EVANS CONSTRUCTION CO INC				143.29	935403	EVC20786	PENNINGTON GAP BUS OFFICE- JANITORIAL SERVICES THROUGH END OF 2011	Dec-2011
12,828	Other	EVANS CONSTRUCTION CO INC				304.81	935403	EVC20787	PENNINGTON GAP STOREROOM-JANITORIAL SERVICES THROUGH END OF 2011	Dec-2011
12,829	Other	EVANS CONSTRUCTION CO INC				41.57	935403	EVC20787	PENNINGTON GAP STOREROOM-JANITORIAL SERVICES THROUGH END OF 2011	Dec-2011
12,830	Other	EVANS CONSTRUCTION CO INC				206.21	921002	EVC20788	PINEVILLE COMPLEX-JANITORIAL SERVICES THROUGH END OF 2011	Dec-2011
12,831	Other	EVANS CONSTRUCTION CO INC				206.21	580100	EVC20788	PINEVILLE COMPLEX-JANITORIAL SERVICES THROUGH END OF 2011	Dec-2011
12,832	Other	EVANS CONSTRUCTION CO INC				206.21	580100	EVC20788	PINEVILLE COMPLEX-JANITORIAL SERVICES THROUGH END OF 2011	Dec-2011
12,833	Other	EVANS CONSTRUCTION CO INC				206.19	903930	EVC20788	PINEVILLE COMPLEX-JANITORIAL SERVICES THROUGH END OF 2011	Dec-2011
12,834	Other	EVANS CONSTRUCTION CO INC				71.43	923900	EVC20789	PINEVILLE TELECOM-JANITORIAL SERVICES TO THE END OF CONTRACT	Dec-2011
12,835	Other	EVANS CONSTRUCTION CO INC				1,690.48	935403	EVC20790	RICHMOND BUS OFFICE - JANITORIAL SERVICES THROUGH END OF 2011	Dec-2011
12,836	Other	EVANS CONSTRUCTION CO INC				230.52	935403	EVC20790	RICHMOND BUS OFFICE - JANITORIAL SERVICES THROUGH END OF 2011	Dec-2011
12,837	Other	EVANS CONSTRUCTION CO INC				1,122.11	935402	EVC20791	RICHMOND STRM AND CLAY DR-JANITORIAL SERVICES THROUGH END OF 2011	Dec-2011
12,838	Other	EVANS CONSTRUCTION CO INC				280.53	935402	EVC20791	RICHMOND STRM AND CLAY DR-JANITORIAL SERVICES THROUGH END OF 2011	Dec-2011
12,839	Other	EVANS CONSTRUCTION CO INC				1,249.93	935403	EVC20792	SHELBYVILLE BUS OFFICE - JANITORIAL SERVICES THROUGH END OF 2011	Dec-2011
12,840	Other	EVANS CONSTRUCTION CO INC				170.45	935403	EVC20792	SHELBYVILLE BUS OFFICE - JANITORIAL SERVICES THROUGH END OF 2011	Dec-2011
12,841	Other	EVANS CONSTRUCTION CO INC				592.53	935403	EVC20793	SHELBYVILLE STOREROOM-JANITORIAL SERVICES THROUGH END OF 2011	Dec-2011
12,842	Other	EVANS CONSTRUCTION CO INC				80.80	935403	EVC20793	SHELBYVILLE STOREROOM-JANITORIAL SERVICES THROUGH END OF 2011	Dec-2011
12,843	Other	EVANS CONSTRUCTION CO INC				1,403.63	935403	EVC20794	SOMERSET BUS OFFICE - JANITORIAL SERVICES THROUGH END OF 2011	Dec-2011
12,844	Other	EVANS CONSTRUCTION CO INC				191.40	935403	EVC20794	SOMERSET BUS OFFICE - JANITORIAL SERVICES THROUGH END OF 2011	Dec-2011
12,845	Other	EVANS CONSTRUCTION CO INC				464.05	923100	EVC20795	SOMERSET STOREROOM-JANITORIAL SERVICES THROUGH END OF 2011	Dec-2011
12,846	Other	EVANS CONSTRUCTION CO INC				116.01	923100	EVC20795	SOMERSET STOREROOM-JANITORIAL SERVICES THROUGH END OF 2011	Dec-2011
12,847	Other	EVANS CONSTRUCTION CO INC				2,384.89	935403	EVC20796	VERSAILLES BUS OFFICE - JANITORIAL SERVICES THROUGH END OF 2011	Dec-2011
12,848	Other	EVANS CONSTRUCTION CO INC				325.21	935403	EVC20796	VERSAILLES BUS OFFICE - JANITORIAL SERVICES THROUGH END OF 2011	Dec-2011
12,849	Other	EVANS CONSTRUCTION CO INC				724.95	935403	EVC20797	WINCHESTER BUS OFFICE - JANITORIAL SERVICES THROUGH END OF 2011	Dec-2011
12,850	Other	EVANS CONSTRUCTION CO INC				98.86	935403	EVC20797	WINCHESTER BUS OFFICE - JANITORIAL SERVICES THROUGH END OF 2011	Dec-2011
12,851	Other	EVANS CONSTRUCTION CO INC				605.19	935403	EVC20798	BARLOW BUS OFFICE-JANITORIAL SERVICES THROUGH END OF 2011	Dec-2011
12,852	Other	EVANS CONSTRUCTION CO INC				82.53	935403	EVC20798	BARLOW BUS OFFICE-JANITORIAL SERVICES THROUGH END OF 2011	Dec-2011
12,853	Other	EVANS CONSTRUCTION CO INC				345.88	935403	EVC20799	BIG STONE GAP JANITORIAL SERVICES - THROUGH END OF 2011	Dec-2011
12,854	Other	EVANS CONSTRUCTION CO INC				47.17	935403	EVC20799	BIG STONE GAP JANITORIAL SERVICES - THROUGH END OF 2011	Dec-2011
12,855	Other	EVANS CONSTRUCTION CO INC				475.63	935403	EVC20800	CAMPBELLSVILLE BUS OFFICE-JANITORIAL SERVICES THROUGH END OF 2011	Dec-2011
12,856	Other	EVANS CONSTRUCTION CO INC				64.86	935403	EVC20800	CAMPBELLSVILLE BUS OFFICE-JANITORIAL SERVICES THROUGH END OF 2011	Dec-2011
12,857	Other	EVANS CONSTRUCTION CO INC				290.88	935402	EVC20801	CAMPBELLSVILLE STRM JANITORIAL SERVICES THROUGH END OF 2011	Dec-2011
12,858	Other	EVANS CONSTRUCTION CO INC				39.67	935402	EVC20801	CAMPBELLSVILLE STRM JANITORIAL SERVICES THROUGH END OF 2011	Dec-2011
12,859	Other	EVANS CONSTRUCTION CO INC				469.33	923100	EVC20802	CARROLLTON STOREROOM-JANITORIAL SERVICES THROUGH END OF 2011	Dec-2011
12,860	Other	EVANS CONSTRUCTION CO INC				64.00	923100	EVC20802	CARROLLTON STOREROOM-JANITORIAL SERVICES THROUGH END OF 2011	Dec-2011
12,861	Other	EVANS CONSTRUCTION CO INC				2,426.22	935403	EVC20803	DANVILLE BUSINESS OFFICE-JANITORIAL SERVICES THROUGH END OF 2011	Dec-2011
12,862	Other	EVANS CONSTRUCTION CO INC				330.85	935403	EVC20803	DANVILLE BUSINESS OFFICE-JANITORIAL SERVICES THROUGH END OF 2011	Dec-2011
12,863	Other	EVANS CONSTRUCTION CO INC				620.43	935402	EVC20804	DANVILLE STOREROOM - JANITORIAL SERVICES THROUGH END OF 2011	Dec-2011
12,864	Other	EVANS CONSTRUCTION CO INC				84.60	935402	EVC20804	DANVILLE STOREROOM - JANITORIAL SERVICES THROUGH END OF 2011	Dec-2011
12,865	Other	EVANS CONSTRUCTION CO INC				1,250.03	588100	EVC20805	DANVILLE SUBSTATION OFFICE -JANITORIAL SERVICES THROUGH END OF 2011	Dec-2011
12,866	Other	EVANS CONSTRUCTION CO INC				170.46	588100	EVC20805	DANVILLE SUBSTATION OFFICE -JANITORIAL SERVICES THROUGH END OF 2011	Dec-2011
12,867	Other	EVANS CONSTRUCTION CO INC				97.94	935402	EVC20806	DANVILLE TRAINING BLDG-- JANITORIAL SERVICES THROUGH END OF 2011	Dec-2011
12,868	Other	EVANS CONSTRUCTION CO INC				13.36	935402	EVC20806	DANVILLE TRAINING BLDG-- JANITORIAL SERVICES THROUGH END OF 2011	Dec-2011
12,869	Other	EVANS CONSTRUCTION CO INC				538.24	935403	EVC20807	EARLINGTON STOREROOM-JANITORIAL SERVICES THROUGH END OF 2011	Dec-2011
12,870	Other	EVANS CONSTRUCTION CO INC				73.40	935403	EVC20807	EARLINGTON STOREROOM-JANITORIAL SERVICES THROUGH END OF 2011	Dec-2011
12,871	Other	EVANS CONSTRUCTION CO INC				1,763.35	935403	EVC20874	EARLINGTON WEST TECH-JANITORIAL SERVICES THROUGH END OF 2011	Dec-2011

KENTUCKY UTILITIES COMPANY
Case No. 2012- 00221
Analysis of Professional Services Expenses For the Test Year

(A)	(B)	(C)	(D)	(E)	(F)	(G)	(H)	(I)		
Line No.	Type	Vendor	Rate Case	Audit	Other	Total	Account	Invoice	Description	Period
12,872	Other	EVANS CONSTRUCTION CO INC				240.46	935403	EVC20874	EARLINGTON WEST TECH-JANITORIAL SERVICES THROUGH END OF 2011	Dec-2011
12,873	Other	EVANS CONSTRUCTION CO INC				660.80	935403	EVC20875	EDDYVILLE BUS OFFICE - JANITORIAL SERVICES THROUGH END OF 2011	Dec-2011
12,874	Other	EVANS CONSTRUCTION CO INC				90.11	935403	EVC20875	EDDYVILLE BUS OFFICE - JANITORIAL SERVICES THROUGH END OF 2011	Dec-2011
12,875	Other	EVANS CONSTRUCTION CO INC				264.04	935403	EVC20876	EDDYVILLE STOREROOM-JANITORIAL SERVICES THROUGH END OF 2011	Dec-2011
12,876	Other	EVANS CONSTRUCTION CO INC				36.01	935403	EVC20876	EDDYVILLE STOREROOM-JANITORIAL SERVICES THROUGH END OF 2011	Dec-2011
12,877	Other	EVANS CONSTRUCTION CO INC				2,175.10	935403	EVC20877	E-TOWN BUS OFFICE - JANITORIAL SERVICES THROUGH END OF 2011	Dec-2011
12,878	Other	EVANS CONSTRUCTION CO INC				296.61	935403	EVC20877	E-TOWN BUS OFFICE - JANITORIAL SERVICES THROUGH END OF 2011	Dec-2011
12,879	Other	EVANS CONSTRUCTION CO INC				521.13	583001	EVC20878	E-TOWN STOREROOM-JANITORIAL SERVICES THROUGH END OF 2011	Jan-2012
12,880	Other	EVANS CONSTRUCTION CO INC				71.06	583001	EVC20878	E-TOWN STOREROOM-JANITORIAL SERVICES THROUGH END OF 2011	Jan-2012
12,881	Other	EVANS CONSTRUCTION CO INC				1,272.80	935403	EVC20879	GEORGETOWN BUS OFFICE - JANITORIAL SERVICES THROUGH END OF 2011	Dec-2011
12,882	Other	EVANS CONSTRUCTION CO INC				173.56	935403	EVC20879	GEORGETOWN BUS OFFICE - JANITORIAL SERVICES THROUGH END OF 2011	Dec-2011
12,883	Other	EVANS CONSTRUCTION CO INC				1,887.77	935403	EVC20880	GREENVILLE BUS OFFICE - JANITORIAL SERVICES THROUGH END OF 2011	Dec-2011
12,884	Other	EVANS CONSTRUCTION CO INC				257.42	935403	EVC20880	GREENVILLE BUS OFFICE - JANITORIAL SERVICES THROUGH END OF 2011	Dec-2011
12,885	Other	EVANS CONSTRUCTION CO INC				197.67	935403	EVC20881	GREENVILLE STOREROOM -JANITORIAL SERVICES THROUGH END OF 2011	Dec-2011
12,886	Other	EVANS CONSTRUCTION CO INC				26.96	935403	EVC20881	GREENVILLE STOREROOM -JANITORIAL SERVICES THROUGH END OF 2011	Dec-2011
12,887	Other	EVANS CONSTRUCTION CO INC				718.39	935403	EVC20882	HARLAN BUS OFFICE- JANITORIAL SERVICES THROUGH END OF 2011	Dec-2011
12,888	Other	EVANS CONSTRUCTION CO INC				97.96	935403	EVC20882	HARLAN BUS OFFICE- JANITORIAL SERVICES THROUGH END OF 2011	Dec-2011
12,889	Other	EVANS CONSTRUCTION CO INC				559.42	935403	EVC20883	HARLAN STOREROOM-JANITORIAL SERVICES BEGINNING JAN 2012 FOR ESTIMATED 36 MONTHS	Dec-2011
12,890	Other	EVANS CONSTRUCTION CO INC				76.28	935403	EVC20883	HARLAN STOREROOM-JANITORIAL SERVICES BEGINNING JAN 2012 FOR ESTIMATED 36 MONTHS	Dec-2011
12,891	Other	EVANS CONSTRUCTION CO INC				75.00	935403	EVC20884	LEBANON JANITORIAL SERVICES THROUGH END OF 2011	Dec-2011
12,892	Other	EVANS CONSTRUCTION CO INC				548.42	935403	EVC20885	LEX METER - JANITORIAL SERVICES THROUGH END OF 2011	Dec-2011
12,893	Other	EVANS CONSTRUCTION CO INC				74.78	935403	EVC20885	LEX METER - JANITORIAL SERVICES THROUGH END OF 2011	Dec-2011
12,894	Other	EVANS CONSTRUCTION CO INC				3,082.78	935403	EVC20886	LEXINGTON OP CTR-STONE RD -JANITORIAL SERVICES	Dec-2011
12,895	Other	EVANS CONSTRUCTION CO INC				1,267.66	935403	EVC20886	LEX. OP CTR - JANITORIAL SERVICES BEGINNING JAN 2012 FOR ESTIMATED 36 MONTHS	Dec-2011
12,896	Other	EVANS CONSTRUCTION CO INC				770.70	935403	EVC20886	LEXINGTON OP CTR-STONE RD -JANITORIAL SERVICES	Dec-2011
12,897	Other	EVANS CONSTRUCTION CO INC				172.86	935403	EVC20886	LEX. OP CTR - JANITORIAL SERVICES BEGINNING JAN 2012 FOR ESTIMATED 36 MONTHS	Dec-2011
12,898	Other	EVANS CONSTRUCTION CO INC				692.60	935402	EVC20887	LEXINGTON SUBSTATION-JANITORIAL SERVICES THROUGH END OF 2011	Dec-2011
12,899	Other	EVANS CONSTRUCTION CO INC				94.44	935402	EVC20887	LEXINGTON SUBSTATION-JANITORIAL SERVICES THROUGH END OF 2011	Dec-2011
12,900	Other	EVANS CONSTRUCTION CO INC				609.20	923900	EVC20888	LEXINGTON TELECOM - JANITORIAL SERVICES TO END OF CONTRACT	Dec-2011
12,901	Other	EVANS CONSTRUCTION CO INC				66.00	935403	EVC20889	LIVERMORE-JANITORIAL SERVICES THROUGH END OF 2011	Dec-2011
12,902	Other	EVANS CONSTRUCTION CO INC				9.00	935403	EVC20889	LIVERMORE-JANITORIAL SERVICES THROUGH END OF 2011	Dec-2011
12,903	Other	EVANS CONSTRUCTION CO INC				1,200.05	935403	EVC20890	LONDON BUS OFFICE - JANITORIAL SERVICES THROUGH END OF 2011	Dec-2011
12,904	Other	EVANS CONSTRUCTION CO INC				163.64	935403	EVC20890	LONDON BUS OFFICE - JANITORIAL SERVICES THROUGH END OF 2011	Dec-2011
12,905	Other	EVANS CONSTRUCTION CO INC				560.79	583001	EVC20891	LONDON STOREROOM-JANITORIAL SERVICES THROUGH END OF 2011	Dec-2011
12,906	Other	EVANS CONSTRUCTION CO INC				76.47	583001	EVC20891	LONDON STOREROOM-JANITORIAL SERVICES THROUGH END OF 2011	Dec-2011
12,907	Other	EVANS CONSTRUCTION CO INC				173.63	935403	EVC20893	MAYSVILLE STOREROOM -JANITORIAL SERVICES THROUGH END OF 2011	Dec-2011
12,908	Other	EVANS CONSTRUCTION CO INC				23.68	935403	EVC20893	MAYSVILLE STOREROOM -JANITORIAL SERVICES THROUGH END OF 2011	Dec-2011
12,909	Other	EVANS CONSTRUCTION CO INC				1,058.54	935403	EVC20894	MIDDLESBORO BUS OFFICE - JANITORIAL SERVICES THROUGH END OF 2011	Dec-2011
12,910	Other	EVANS CONSTRUCTION CO INC				144.35	935403	EVC20894	MIDDLESBORO BUS OFFICE - JANITORIAL SERVICES THROUGH END OF 2011	Dec-2011
12,911	Other	EVANS CONSTRUCTION CO INC				1,302.34	921003	EVC20895	MIDWAY-JANITORIAL SERVICES THROUGH END OF 2011	Dec-2011
12,912	Other	EVANS CONSTRUCTION CO INC				177.59	921003	EVC20895	MIDWAY-JANITORIAL SERVICES THROUGH END OF 2011	Dec-2011
12,913	Other	EVANS CONSTRUCTION CO INC				989.28	935403	EVC20896	MOREHEAD BUS OFFICE - JANITORIAL SERVICES THROUGH END OF 2011	Dec-2011
12,914	Other	EVANS CONSTRUCTION CO INC				134.90	935403	EVC20896	MOREHEAD BUS OFFICE - JANITORIAL SERVICES THROUGH END OF 2011	Dec-2011
12,915	Other	EVANS CONSTRUCTION CO INC				3,973.42	935403	EVC20897	DECEMBER SERVICES- INV 20897	Dec-2011
12,916	Other	EVANS CONSTRUCTION CO INC				861.87	935402	EVC20897	DECEMBER SERVICES- INV 20897	Dec-2011
12,917	Other	EVANS CONSTRUCTION CO INC				462.60	935402	EVC20897	DECEMBER SERVICES- INV 20897	Dec-2011
12,918	Other	EVANS CONSTRUCTION CO INC				724.95	935403	EVC20899	WINCHESTER BUS OFFICE - JANITORIAL SERVICES THROUGH END OF 2011	Dec-2011
12,919	Other	EVANS CONSTRUCTION CO INC				98.86	935403	EVC20899	WINCHESTER BUS OFFICE - JANITORIAL SERVICES THROUGH END OF 2011	Dec-2011
12,920	Other	EVANS CONSTRUCTION CO INC				1,231.39	935403	EVC20900	MT STERLING - JANITORIAL SERVICES THROUGH END OF 2011	Dec-2011
12,921	Other	EVANS CONSTRUCTION CO INC				167.92	935403	EVC20900	MT STERLING - JANITORIAL SERVICES THROUGH END OF 2011	Dec-2011
12,922	Other	EVANS CONSTRUCTION CO INC				256.80	588100	EVC20901	MT STERLING STOREROOM-JANITORIAL SERVICES THROUGH END OF 2011	Dec-2011
12,923	Other	EVANS CONSTRUCTION CO INC				35.02	588100	EVC20901	MT STERLING STOREROOM-JANITORIAL SERVICES THROUGH END OF 2011	Dec-2011

KENTUCKY UTILITIES COMPANY
Case No. 2012- 00221
Analysis of Professional Services Expenses For the Test Year

(A)	(B)	(C)	(D)	(E)	(F)	(G)	(H)	(I)		
Line No.	Type	Vendor	Rate Case	Audit	Other	Total	Account	Invoice	Description	Period
12,924	Other	EVANS CONSTRUCTION CO INC				917.12	935403	EVC20903	NORTON BUS OFFICE - JANITORIAL SERVICES THROUGH END OF 2011	Dec-2011
12,925	Other	EVANS CONSTRUCTION CO INC				125.06	935403	EVC20903	NORTON BUS OFFICE - JANITORIAL SERVICES THROUGH END OF 2011	Dec-2011
12,926	Other	EVANS CONSTRUCTION CO INC				356.97	935403	EVC20904	NORTON STOREROOM-JANITORIAL SERVICES THROUGH END OF 2011	Dec-2011
12,927	Other	EVANS CONSTRUCTION CO INC				48.68	935403	EVC20904	NORTON STOREROOM-JANITORIAL SERVICES THROUGH END OF 2011	Dec-2011
12,928	Other	EVANS CONSTRUCTION CO INC				15,811.78	921003	EVC20905	ONE QUALITY - JANITORIAL SERVICES THROUGH END OF 2011	Dec-2011
12,929	Other	EVANS CONSTRUCTION CO INC				2,156.15	921003	EVC20905	ONE QUALITY - JANITORIAL SERVICES THROUGH END OF 2011	Dec-2011
12,930	Other	EVANS CONSTRUCTION CO INC				513.62	935403	EVC20906	PARIS BUS OFFICE - JANITORIAL SERVICES THROUGH END OF 2011	Dec-2011
12,931	Other	EVANS CONSTRUCTION CO INC				70.04	935403	EVC20906	PARIS BUS OFFICE - JANITORIAL SERVICES THROUGH END OF 2011	Dec-2011
12,932	Other	EVANS CONSTRUCTION CO INC				3,834.50	923900	EVC20917	EVANS CONSTRUCTION - SIMPSONVILLE - JANITORIAL DUTIES. INVOICE EVC-20917	Dec-2011
12,933	Other	EVANS CONSTRUCTION CO INC				937.32	923900	EVC20917	EVANS CONSTRUCTION - SIMPSONVILLE - JANITORIAL DUTIES. INVOICE EVC-20917	Dec-2011
12,934	Other	EVANS CONSTRUCTION CO INC				44.00	588100	EVC20918	Truck washing November 2011	Dec-2011
12,935	Other	EVANS CONSTRUCTION CO INC				44.00	588100	EVC20918	Truck washing November 2011	Dec-2011
12,936	Other	EVANS CONSTRUCTION CO INC				44.00	588100	EVC20918	Truck washing November 2011	Dec-2011
12,937	Other	EVANS CONSTRUCTION CO INC				44.00	588100	EVC20918	Truck washing November 2011	Dec-2011
12,938	Other	EVANS CONSTRUCTION CO INC				44.00	588100	EVC20918	Truck washing November 2011	Dec-2011
12,939	Other	EVANS CONSTRUCTION CO INC				44.00	588100	EVC20918	Truck washing November 2011	Dec-2011
12,940	Other	EVANS CONSTRUCTION CO INC				44.00	588100	EVC20918	Truck washing November 2011	Dec-2011
12,941	Other	EVANS CONSTRUCTION CO INC				44.00	588100	EVC20918	Truck washing November 2011	Dec-2011
12,942	Other	EVANS CONSTRUCTION CO INC				32.00	588100	EVC20918	Truck washing November 2011	Dec-2011
12,943	Other	EVANS CONSTRUCTION CO INC				22.00	588100	EVC20918	Truck washing November 2011	Dec-2011
12,944	Other	EVANS CONSTRUCTION CO INC				22.00	588100	EVC20918	Truck washing November 2011	Dec-2011
12,945	Other	EVANS CONSTRUCTION CO INC				3,716.87	502100	EVC20919	PROVIDE JANITORIAL WORK FOR SYS LAB 3/1/11 THRU 12/31/11	Dec-2011
12,946	Other	EVANS CONSTRUCTION CO INC				2,629.02	501090	EVC20920	PROVIDE SERVICES FOR COAL SAMPLE PREPARATION AT SYSTEM LAB 3/1/2011-12/31/2011	Dec-2011
12,947	Other	EVANS CONSTRUCTION CO INC				1,205.50	506100	EVC20922	LABOR TO TEST AND TREAT TYRONE SEWAGE WATER	Dec-2011
12,948	Other	EVANS CONSTRUCTION CO INC				1,479.20	506100	EVC20923	LABOR TO CLEAN TYRONE PLANT IN NOVEMBER	Dec-2011
12,949	Other	EVANS CONSTRUCTION CO INC				26,996.17	511100	EVC20924	JANITORIAL SERVICES FOR NOVEMBER 2011	Dec-2011
12,950	Other	EVANS CONSTRUCTION CO INC				1,118.99	511100	EVC20924	JANITORIAL SERVICES FOR NOVEMBER 2011	Dec-2011
12,951	Other	EVANS CONSTRUCTION CO INC				35,239.30	501090	EVC20925	COAL YARD MAINTENANCE FOR EW BROWN 10/31 - 12/04/11	Dec-2011
12,952	Other	EVANS CONSTRUCTION CO INC				2,603.31	923900	EVC20939	EVANS CONSTRUCTION - SIMPSONVILLE - JANITORIAL DUTIES. INVOICE EVC-20939	Dec-2011
12,953	Other	EVANS CONSTRUCTION CO INC				636.36	923900	EVC20939	EVANS CONSTRUCTION - SIMPSONVILLE - JANITORIAL DUTIES. INVOICE EVC-20939	Dec-2011
12,954	Other	EVANS CONSTRUCTION CO INC				603.68	512100	EVC20940	GHENT FACILITY MAINTENANCE FOR THE PERIOD 11/21 THRU 11/27/11	Dec-2011
12,955	Other	EVANS CONSTRUCTION CO INC				550.62	514100	EVC20940	GHENT FACILITY MAINTENANCE FOR THE PERIOD 11/21 THRU 11/27/11	Dec-2011
12,956	Other	EVANS CONSTRUCTION CO INC				412.16	511100	EVC20940	GHENT FACILITY MAINTENANCE FOR THE PERIOD 11/21 THRU 11/27/11	Dec-2011
12,957	Other	EVANS CONSTRUCTION CO INC				412.16	511100	EVC20940	GHENT FACILITY MAINTENANCE FOR THE PERIOD 11/21 THRU 11/27/11	Dec-2011
12,958	Other	EVANS CONSTRUCTION CO INC				383.04	511100	EVC20940	GHENT FACILITY MAINTENANCE FOR THE PERIOD 11/21 THRU 11/27/11	Dec-2011
12,959	Other	EVANS CONSTRUCTION CO INC				206.08	511100	EVC20940	GHENT FACILITY MAINTENANCE FOR THE PERIOD 11/21 THRU 11/27/11	Dec-2011
12,960	Other	EVANS CONSTRUCTION CO INC				206.08	511100	EVC20940	GHENT FACILITY MAINTENANCE FOR THE PERIOD 11/21 THRU 11/27/11	Dec-2011
12,961	Other	EVANS CONSTRUCTION CO INC				71.82	514100	EVC20940	GHENT FACILITY MAINTENANCE FOR THE PERIOD 11/21 THRU 11/27/11	Dec-2011
12,962	Other	EVANS CONSTRUCTION CO INC				47.88	511100	EVC20940	GHENT FACILITY MAINTENANCE FOR THE PERIOD 11/21 THRU 11/27/11	Dec-2011
12,963	Other	EVANS CONSTRUCTION CO INC				47.88	514100	EVC20940	GHENT FACILITY MAINTENANCE FOR THE PERIOD 11/21 THRU 11/27/11	Dec-2011
12,964	Other	EVANS CONSTRUCTION CO INC				47.88	514100	EVC20940	GHENT FACILITY MAINTENANCE FOR THE PERIOD 11/21 THRU 11/27/11	Dec-2011
12,965	Other	EVANS CONSTRUCTION CO INC				1,602.16	512017	EVC20942	GHENT OUTSIDE MAINTENANCE FOR THE PERIOD 11/21 AND 11/27/11	Dec-2011
12,966	Other	EVANS CONSTRUCTION CO INC				929.55	502003	EVC20942	GHENT OUTSIDE MAINTENANCE FOR THE PERIOD 11/21 AND 11/27/11	Dec-2011
12,967	Other	EVANS CONSTRUCTION CO INC				778.32	511100	EVC20942	GHENT OUTSIDE MAINTENANCE FOR THE PERIOD 11/21 AND 11/27/11	Dec-2011
12,968	Other	EVANS CONSTRUCTION CO INC				728.24	511100	EVC20942	GHENT OUTSIDE MAINTENANCE FOR THE PERIOD 11/21 AND 11/27/11	Dec-2011
12,969	Other	EVANS CONSTRUCTION CO INC				305.90	513100	EVC20942	GHENT OUTSIDE MAINTENANCE FOR THE PERIOD 11/21 AND 11/27/11	Dec-2011
12,970	Other	EVANS CONSTRUCTION CO INC				254.80	512100	EVC20942	GHENT OUTSIDE MAINTENANCE FOR THE PERIOD 11/21 AND 11/27/11	Dec-2011
12,971	Other	EVANS CONSTRUCTION CO INC				251.36	511100	EVC20942	GHENT OUTSIDE MAINTENANCE FOR THE PERIOD 11/21 AND 11/27/11	Dec-2011
12,972	Other	EVANS CONSTRUCTION CO INC				245.08	513100	EVC20942	GHENT OUTSIDE MAINTENANCE FOR THE PERIOD 11/21 AND 11/27/11	Dec-2011
12,973	Other	EVANS CONSTRUCTION CO INC				245.08	513100	EVC20942	GHENT OUTSIDE MAINTENANCE FOR THE PERIOD 11/21 AND 11/27/11	Dec-2011
12,974	Other	EVANS CONSTRUCTION CO INC				238.08	511100	EVC20942	GHENT OUTSIDE MAINTENANCE FOR THE PERIOD 11/21 AND 11/27/11	Dec-2011
12,975	Other	EVANS CONSTRUCTION CO INC				238.08	512100	EVC20942	GHENT OUTSIDE MAINTENANCE FOR THE PERIOD 11/21 AND 11/27/11	Dec-2011
12,976	Other	EVANS CONSTRUCTION CO INC				211.57	511100	EVC20942	GHENT OUTSIDE MAINTENANCE FOR THE PERIOD 11/21 AND 11/27/11	Dec-2011
12,977	Other	EVANS CONSTRUCTION CO INC				208.43	511100	EVC20942	GHENT OUTSIDE MAINTENANCE FOR THE PERIOD 11/21 AND 11/27/11	Dec-2011
12,978	Other	EVANS CONSTRUCTION CO INC				204.00	511100	EVC20942	GHENT OUTSIDE MAINTENANCE FOR THE PERIOD 11/21 AND 11/27/11	Dec-2011

KENTUCKY UTILITIES COMPANY
Case No. 2012- 00221
Analysis of Professional Services Expenses For the Test Year

(A)	(B)	(C)	(D)	(E)	(F)	(G)	(H)	(I)		
Line No.	Type	Vendor	Rate Case	Audit	Other	Total	Account	Invoice	Description	Period
12,979	Other	EVANS CONSTRUCTION CO INC				198.00	512017	EVC20942	GHENT OUTSIDE MAINTENANCE FOR THE PERIOD 11/21 AND 11/27/11	Dec-2011
12,980	Other	EVANS CONSTRUCTION CO INC				119.04	512100	EVC20942	GHENT OUTSIDE MAINTENANCE FOR THE PERIOD 11/21 AND 11/27/11	Dec-2011
12,981	Other	EVANS CONSTRUCTION CO INC				119.04	512100	EVC20942	GHENT OUTSIDE MAINTENANCE FOR THE PERIOD 11/21 AND 11/27/11	Dec-2011
12,982	Other	EVANS CONSTRUCTION CO INC				119.04	512100	EVC20942	GHENT OUTSIDE MAINTENANCE FOR THE PERIOD 11/21 AND 11/27/11	Dec-2011
12,983	Other	EVANS CONSTRUCTION CO INC				59.52	512100	EVC20942	GHENT OUTSIDE MAINTENANCE FOR THE PERIOD 11/21 AND 11/27/11	Dec-2011
12,984	Other	EVANS CONSTRUCTION CO INC				59.52	512100	EVC20942	GHENT OUTSIDE MAINTENANCE FOR THE PERIOD 11/21 AND 11/27/11	Dec-2011
12,985	Other	EVANS CONSTRUCTION CO INC				48.00	513100	EVC20942	GHENT OUTSIDE MAINTENANCE FOR THE PERIOD 11/21 AND 11/27/11	Dec-2011
12,986	Other	EVANS CONSTRUCTION CO INC				48.00	513100	EVC20942	GHENT OUTSIDE MAINTENANCE FOR THE PERIOD 11/21 AND 11/27/11	Dec-2011
12,987	Other	EVANS CONSTRUCTION CO INC				48.00	513100	EVC20942	GHENT OUTSIDE MAINTENANCE FOR THE PERIOD 11/21 AND 11/27/11	Dec-2011
12,988	Other	EVANS CONSTRUCTION CO INC				228.97	554100	EVC20944	CT SITE MAINT 11/21 - 11/27/11	Dec-2011
12,989	Other	EVANS CONSTRUCTION CO INC				186.03	554100	EVC20944	CT SITE MAINT 11/21 - 11/27/11	Dec-2011
12,990	Other	EVANS CONSTRUCTION CO INC				85.86	552100	EVC20944	CT SITE MAINT 11/21 - 11/27/11	Dec-2011
12,991	Other	EVANS CONSTRUCTION CO INC				85.86	554100	EVC20944	CT SITE MAINT 11/21 - 11/27/11	Dec-2011
12,992	Other	EVANS CONSTRUCTION CO INC				85.85	552100	EVC20944	CT SITE MAINT 11/21 - 11/27/11	Dec-2011
12,993	Other	EVANS CONSTRUCTION CO INC				14.31	552100	EVC20944	CT SITE MAINT 11/21 - 11/27/11	Dec-2011
12,994	Other	EVANS CONSTRUCTION CO INC				1,227.23	511100	EVC20945	MAINTENANCE 11/21 - 11/27/11	Dec-2011
12,995	Other	EVANS CONSTRUCTION CO INC				601.02	511100	EVC20945	MAINTENANCE 11/21 - 11/27/11	Dec-2011
12,996	Other	EVANS CONSTRUCTION CO INC				553.60	512017	EVC20945	MAINTENANCE 11/21 - 11/27/11	Dec-2011
12,997	Other	EVANS CONSTRUCTION CO INC				457.92	512100	EVC20945	MAINTENANCE 11/21 - 11/27/11	Dec-2011
12,998	Other	EVANS CONSTRUCTION CO INC				214.71	512017	EVC20945	MAINTENANCE 11/21 - 11/27/11	Dec-2011
12,999	Other	EVANS CONSTRUCTION CO INC				204.98	511100	EVC20945	MAINTENANCE 11/21 - 11/27/11	Dec-2011
13,000	Other	EVANS CONSTRUCTION CO INC				171.72	542100	EVC20945	MAINTENANCE 11/21 - 11/27/11	Dec-2011
13,001	Other	EVANS CONSTRUCTION CO INC				143.10	512100	EVC20945	MAINTENANCE 11/21 - 11/27/11	Dec-2011
13,002	Other	EVANS CONSTRUCTION CO INC				143.10	512100	EVC20945	MAINTENANCE 11/21 - 11/27/11	Dec-2011
13,003	Other	EVANS CONSTRUCTION CO INC				143.10	513100	EVC20945	MAINTENANCE 11/21 - 11/27/11	Dec-2011
13,004	Other	EVANS CONSTRUCTION CO INC				143.10	514100	EVC20945	MAINTENANCE 11/21 - 11/27/11	Dec-2011
13,005	Other	EVANS CONSTRUCTION CO INC				124.06	511100	EVC20945	MAINTENANCE 11/21 - 11/27/11	Dec-2011
13,006	Other	EVANS CONSTRUCTION CO INC				114.48	511100	EVC20945	MAINTENANCE 11/21 - 11/27/11	Dec-2011
13,007	Other	EVANS CONSTRUCTION CO INC				107.28	511100	EVC20945	MAINTENANCE 11/21 - 11/27/11	Dec-2011
13,008	Other	EVANS CONSTRUCTION CO INC				85.86	512100	EVC20945	MAINTENANCE 11/21 - 11/27/11	Dec-2011
13,009	Other	EVANS CONSTRUCTION CO INC				85.86	512100	EVC20945	MAINTENANCE 11/21 - 11/27/11	Dec-2011
13,010	Other	EVANS CONSTRUCTION CO INC				85.86	512100	EVC20945	MAINTENANCE 11/21 - 11/27/11	Dec-2011
13,011	Other	EVANS CONSTRUCTION CO INC				71.55	512100	EVC20945	MAINTENANCE 11/21 - 11/27/11	Dec-2011
13,012	Other	EVANS CONSTRUCTION CO INC				71.55	514100	EVC20945	MAINTENANCE 11/21 - 11/27/11	Dec-2011
13,013	Other	EVANS CONSTRUCTION CO INC				71.55	542100	EVC20945	MAINTENANCE 11/21 - 11/27/11	Dec-2011
13,014	Other	EVANS CONSTRUCTION CO INC				71.55	542100	EVC20945	MAINTENANCE 11/21 - 11/27/11	Dec-2011
13,015	Other	EVANS CONSTRUCTION CO INC				62.03	512017	EVC20945	MAINTENANCE 11/21 - 11/27/11	Dec-2011
13,016	Other	EVANS CONSTRUCTION CO INC				62.03	512017	EVC20945	MAINTENANCE 11/21 - 11/27/11	Dec-2011
13,017	Other	EVANS CONSTRUCTION CO INC				57.24	511100	EVC20945	MAINTENANCE 11/21 - 11/27/11	Dec-2011
13,018	Other	EVANS CONSTRUCTION CO INC				57.24	512005	EVC20945	MAINTENANCE 11/21 - 11/27/11	Dec-2011
13,019	Other	EVANS CONSTRUCTION CO INC				57.24	512100	EVC20945	MAINTENANCE 11/21 - 11/27/11	Dec-2011
13,020	Other	EVANS CONSTRUCTION CO INC				57.24	512100	EVC20945	MAINTENANCE 11/21 - 11/27/11	Dec-2011
13,021	Other	EVANS CONSTRUCTION CO INC				42.93	514100	EVC20945	MAINTENANCE 11/21 - 11/27/11	Dec-2011
13,022	Other	EVANS CONSTRUCTION CO INC				42.93	512100	EVC20945	MAINTENANCE 11/21 - 11/27/11	Dec-2011
13,023	Other	EVANS CONSTRUCTION CO INC				42.93	545100	EVC20945	MAINTENANCE 11/21 - 11/27/11	Dec-2011
13,024	Other	EVANS CONSTRUCTION CO INC				42.93	545100	EVC20945	MAINTENANCE 11/21 - 11/27/11	Dec-2011
13,025	Other	EVANS CONSTRUCTION CO INC				28.62	511100	EVC20945	MAINTENANCE 11/21 - 11/27/11	Dec-2011
13,026	Other	EVANS CONSTRUCTION CO INC				28.62	512005	EVC20945	MAINTENANCE 11/21 - 11/27/11	Dec-2011
13,027	Other	EVANS CONSTRUCTION CO INC				28.62	514100	EVC20945	MAINTENANCE 11/21 - 11/27/11	Dec-2011
13,028	Other	EVANS CONSTRUCTION CO INC				28.62	514100	EVC20945	MAINTENANCE 11/21 - 11/27/11	Dec-2011
13,029	Other	EVANS CONSTRUCTION CO INC				14.31	511100	EVC20945	MAINTENANCE 11/21 - 11/27/11	Dec-2011
13,030	Other	EVANS CONSTRUCTION CO INC				14.31	513100	EVC20945	MAINTENANCE 11/21 - 11/27/11	Dec-2011
13,031	Other	EVANS CONSTRUCTION CO INC				14.31	545100	EVC20945	MAINTENANCE 11/21 - 11/27/11	Dec-2011
13,032	Other	EVANS CONSTRUCTION CO INC				14.31	545100	EVC20945	MAINTENANCE 11/21 - 11/27/11	Dec-2011
13,033	Other	EVANS CONSTRUCTION CO INC				1,054.44	512005	EVC20946	PAYMENT OF INVOICE #EVC20946--GHENT FACILITY MAINTENANCE FOR THE PERIOD 11/28 THRU 12/4/11	Dec-2011
13,034	Other	EVANS CONSTRUCTION CO INC				452.76	511100	EVC20946	PAYMENT OF INVOICE #EVC20946--GHENT FACILITY MAINTENANCE FOR THE PERIOD 11/28 THRU 12/4/11	Dec-2011
13,035	Other	EVANS CONSTRUCTION CO INC				360.64	511100	EVC20946	PAYMENT OF INVOICE #EVC20946--GHENT FACILITY MAINTENANCE FOR THE PERIOD 11/28 THRU 12/4/11	Dec-2011

KENTUCKY UTILITIES COMPANY
Case No. 2012- 00221
Analysis of Professional Services Expenses For the Test Year

(A)	(B)	(C)	(D)	(E)	(F)	(G)	(H)	(I)		
Line No.	Type	Vendor	Rate Case	Audit	Other	Total	Account	Invoice	Description	Period
13,036	Other	EVANS CONSTRUCTION CO INC				329.42	512017	EVC20946	PAYMENT OF INVOICE #EVC20946--GHENT FACILITY MAINTENANCE FOR THE PERIOD 11/28 THRU 12/4/11	Dec-2011
13,037	Other	EVANS CONSTRUCTION CO INC				215.46	511100	EVC20946	PAYMENT OF INVOICE #EVC20946--GHENT FACILITY MAINTENANCE FOR THE PERIOD 11/28 THRU 12/4/11	Dec-2011
13,038	Other	EVANS CONSTRUCTION CO INC				180.32	511100	EVC20946	PAYMENT OF INVOICE #EVC20946--GHENT FACILITY MAINTENANCE FOR THE PERIOD 11/28 THRU 12/4/11	Dec-2011
13,039	Other	EVANS CONSTRUCTION CO INC				150.92	511100	EVC20946	PAYMENT OF INVOICE #EVC20946--GHENT FACILITY MAINTENANCE FOR THE PERIOD 11/28 THRU 12/4/11	Dec-2011
13,040	Other	EVANS CONSTRUCTION CO INC				150.92	511100	EVC20946	PAYMENT OF INVOICE #EVC20946--GHENT FACILITY MAINTENANCE FOR THE PERIOD 11/28 THRU 12/4/11	Dec-2011
13,041	Other	EVANS CONSTRUCTION CO INC				103.04	511100	EVC20946	PAYMENT OF INVOICE #EVC20946--GHENT FACILITY MAINTENANCE FOR THE PERIOD 11/28 THRU 12/4/11	Dec-2011
13,042	Other	EVANS CONSTRUCTION CO INC				13.79	511100	EVC20946	PAYMENT OF INVOICE #EVC20946--GHENT FACILITY MAINTENANCE FOR THE PERIOD 11/28 THRU 12/4/11	Dec-2011
13,043	Other	EVANS CONSTRUCTION CO INC				2,158.08	512017	EVC20948	PAYMENT OF INVOICE #EVC20948--GHENT OUTSIDE MAINTENANCE FOR THE PERIOD 11/28 THRU 12/4/11	Dec-2011
13,044	Other	EVANS CONSTRUCTION CO INC				2,117.31	502003	EVC20948	PAYMENT OF INVOICE #EVC20948--GHENT OUTSIDE MAINTENANCE FOR THE PERIOD 11/28 THRU 12/4/11	Dec-2011
13,045	Other	EVANS CONSTRUCTION CO INC				714.24	512100	EVC20948	PAYMENT OF INVOICE #EVC20948--GHENT OUTSIDE MAINTENANCE FOR THE PERIOD 11/28 THRU 12/4/11	Dec-2011
13,046	Other	EVANS CONSTRUCTION CO INC				684.44	511100	EVC20948	PAYMENT OF INVOICE #EVC20948--GHENT OUTSIDE MAINTENANCE FOR THE PERIOD 11/28 THRU 12/4/11	Dec-2011
13,047	Other	EVANS CONSTRUCTION CO INC				525.44	511100	EVC20948	PAYMENT OF INVOICE #EVC20948--GHENT OUTSIDE MAINTENANCE FOR THE PERIOD 11/28 THRU 12/4/11	Dec-2011
13,048	Other	EVANS CONSTRUCTION CO INC				504.16	512100	EVC20948	PAYMENT OF INVOICE #EVC20948--GHENT OUTSIDE MAINTENANCE FOR THE PERIOD 11/28 THRU 12/4/11	Dec-2011
13,049	Other	EVANS CONSTRUCTION CO INC				476.16	511100	EVC20948	PAYMENT OF INVOICE #EVC20948--GHENT OUTSIDE MAINTENANCE FOR THE PERIOD 11/28 THRU 12/4/11	Dec-2011
13,050	Other	EVANS CONSTRUCTION CO INC				476.16	511100	EVC20948	PAYMENT OF INVOICE #EVC20948--GHENT OUTSIDE MAINTENANCE FOR THE PERIOD 11/28 THRU 12/4/11	Dec-2011
13,051	Other	EVANS CONSTRUCTION CO INC				476.16	511100	EVC20948	PAYMENT OF INVOICE #EVC20948--GHENT OUTSIDE MAINTENANCE FOR THE PERIOD 11/28 THRU 12/4/11	Dec-2011
13,052	Other	EVANS CONSTRUCTION CO INC				294.01	511100	EVC20948	PAYMENT OF INVOICE #EVC20948--GHENT OUTSIDE MAINTENANCE FOR THE PERIOD 11/28 THRU 12/4/11	Dec-2011
13,053	Other	EVANS CONSTRUCTION CO INC				288.16	511100	EVC20948	PAYMENT OF INVOICE #EVC20948--GHENT OUTSIDE MAINTENANCE FOR THE PERIOD 11/28 THRU 12/4/11	Dec-2011
13,054	Other	EVANS CONSTRUCTION CO INC				277.28	512100	EVC20948	PAYMENT OF INVOICE #EVC20948--GHENT OUTSIDE MAINTENANCE FOR THE PERIOD 11/28 THRU 12/4/11	Dec-2011
13,055	Other	EVANS CONSTRUCTION CO INC				251.36	511100	EVC20948	PAYMENT OF INVOICE #EVC20948--GHENT OUTSIDE MAINTENANCE FOR THE PERIOD 11/28 THRU 12/4/11	Dec-2011
13,056	Other	EVANS CONSTRUCTION CO INC				238.08	512100	EVC20948	PAYMENT OF INVOICE #EVC20948--GHENT OUTSIDE MAINTENANCE FOR THE PERIOD 11/28 THRU 12/4/11	Dec-2011
13,057	Other	EVANS CONSTRUCTION CO INC				238.08	512100	EVC20948	PAYMENT OF INVOICE #EVC20948--GHENT OUTSIDE MAINTENANCE FOR THE PERIOD 11/28 THRU 12/4/11	Dec-2011
13,058	Other	EVANS CONSTRUCTION CO INC				238.08	513100	EVC20948	PAYMENT OF INVOICE #EVC20948--GHENT OUTSIDE MAINTENANCE FOR THE PERIOD 11/28 THRU 12/4/11	Dec-2011
13,059	Other	EVANS CONSTRUCTION CO INC				238.08	513100	EVC20948	PAYMENT OF INVOICE #EVC20948--GHENT OUTSIDE MAINTENANCE FOR THE PERIOD 11/28 THRU 12/4/11	Dec-2011
13,060	Other	EVANS CONSTRUCTION CO INC				204.00	511100	EVC20948	PAYMENT OF INVOICE #EVC20948--GHENT OUTSIDE MAINTENANCE FOR THE PERIOD 11/28 THRU 12/4/11	Dec-2011
13,061	Other	EVANS CONSTRUCTION CO INC				204.00	511100	EVC20948	PAYMENT OF INVOICE #EVC20948--GHENT OUTSIDE MAINTENANCE FOR THE PERIOD 11/28 THRU 12/4/11	Dec-2011
13,062	Other	EVANS CONSTRUCTION CO INC				204.00	511100	EVC20948	PAYMENT OF INVOICE #EVC20948--GHENT OUTSIDE MAINTENANCE FOR THE PERIOD 11/28 THRU 12/4/11	Dec-2011
13,063	Other	EVANS CONSTRUCTION CO INC				192.00	512017	EVC20948	PAYMENT OF INVOICE #EVC20948--GHENT OUTSIDE MAINTENANCE FOR THE PERIOD 11/28 THRU 12/4/11	Dec-2011
13,064	Other	EVANS CONSTRUCTION CO INC				169.36	511100	EVC20948	PAYMENT OF INVOICE #EVC20948--GHENT OUTSIDE MAINTENANCE FOR THE PERIOD 11/28 THRU 12/4/11	Dec-2011
13,065	Other	EVANS CONSTRUCTION CO INC				169.36	514100	EVC20948	PAYMENT OF INVOICE #EVC20948--GHENT OUTSIDE MAINTENANCE FOR THE PERIOD 11/28 THRU 12/4/11	Dec-2011

KENTUCKY UTILITIES COMPANY
Case No. 2012- 00221
Analysis of Professional Services Expenses For the Test Year

(A)	(B)	(C)	(D)	(E)	(F)	(G)	(H)	(I)		
Line No.	Type	Vendor	Rate Case	Audit	Other	Total	Account	Invoice	Description	Period
13,066	Other	EVANS CONSTRUCTION CO INC				119.04	512100	EVC20948	PAYMENT OF INVOICE #EVC20948--GHENT OUTSIDE MAINTENANCE FOR THE PERIOD 11/28 THRU 12/4/11	Dec-2011
13,067	Other	EVANS CONSTRUCTION CO INC				109.80	514100	EVC20948	PAYMENT OF INVOICE #EVC20948--GHENT OUTSIDE MAINTENANCE FOR THE PERIOD 11/28 THRU 12/4/11	Dec-2011
13,068	Other	EVANS CONSTRUCTION CO INC				109.80	514100	EVC20948	PAYMENT OF INVOICE #EVC20948--GHENT OUTSIDE MAINTENANCE FOR THE PERIOD 11/28 THRU 12/4/11	Dec-2011
13,069	Other	EVANS CONSTRUCTION CO INC				73.20	514100	EVC20948	PAYMENT OF INVOICE #EVC20948--GHENT OUTSIDE MAINTENANCE FOR THE PERIOD 11/28 THRU 12/4/11	Dec-2011
13,070	Other	EVANS CONSTRUCTION CO INC				59.52	512100	EVC20948	PAYMENT OF INVOICE #EVC20948--GHENT OUTSIDE MAINTENANCE FOR THE PERIOD 11/28 THRU 12/4/11	Dec-2011
13,071	Other	EVANS CONSTRUCTION CO INC				59.52	512100	EVC20948	PAYMENT OF INVOICE #EVC20948--GHENT OUTSIDE MAINTENANCE FOR THE PERIOD 11/28 THRU 12/4/11	Dec-2011
13,072	Other	EVANS CONSTRUCTION CO INC				59.52	512100	EVC20948	PAYMENT OF INVOICE #EVC20948--GHENT OUTSIDE MAINTENANCE FOR THE PERIOD 11/28 THRU 12/4/11	Dec-2011
13,073	Other	EVANS CONSTRUCTION CO INC				59.52	512100	EVC20948	PAYMENT OF INVOICE #EVC20948--GHENT OUTSIDE MAINTENANCE FOR THE PERIOD 11/28 THRU 12/4/11	Dec-2011
13,074	Other	EVANS CONSTRUCTION CO INC				59.52	512100	EVC20948	PAYMENT OF INVOICE #EVC20948--GHENT OUTSIDE MAINTENANCE FOR THE PERIOD 11/28 THRU 12/4/11	Dec-2011
13,075	Other	EVANS CONSTRUCTION CO INC				59.52	512100	EVC20948	PAYMENT OF INVOICE #EVC20948--GHENT OUTSIDE MAINTENANCE FOR THE PERIOD 11/28 THRU 12/4/11	Dec-2011
13,076	Other	EVANS CONSTRUCTION CO INC				48.00	512100	EVC20948	PAYMENT OF INVOICE #EVC20948--GHENT OUTSIDE MAINTENANCE FOR THE PERIOD 11/28 THRU 12/4/11	Dec-2011
13,077	Other	EVANS CONSTRUCTION CO INC				48.00	513100	EVC20948	PAYMENT OF INVOICE #EVC20948--GHENT OUTSIDE MAINTENANCE FOR THE PERIOD 11/28 THRU 12/4/11	Dec-2011
13,078	Other	EVANS CONSTRUCTION CO INC				48.00	513100	EVC20948	PAYMENT OF INVOICE #EVC20948--GHENT OUTSIDE MAINTENANCE FOR THE PERIOD 11/28 THRU 12/4/11	Dec-2011
13,079	Other	EVANS CONSTRUCTION CO INC				715.50	552100	EVC20950	CT SITE MAINT 11/28 - 12/04/11	Dec-2011
13,080	Other	EVANS CONSTRUCTION CO INC				186.03	553100	EVC20950	CT SITE MAINT 11/28 - 12/04/11	Dec-2011
13,081	Other	EVANS CONSTRUCTION CO INC				85.86	552100	EVC20950	CT SITE MAINT 11/28 - 12/04/11	Dec-2011
13,082	Other	EVANS CONSTRUCTION CO INC				57.24	552100	EVC20950	CT SITE MAINT 11/28 - 12/04/11	Dec-2011
13,083	Other	EVANS CONSTRUCTION CO INC				14.31	552100	EVC20950	CT SITE MAINT 11/28 - 12/04/11	Dec-2011
13,084	Other	EVANS CONSTRUCTION CO INC				1,711.28	544100	EVC20951	MAINTENANCE 11/28 - 12/04/11	Dec-2011
13,085	Other	EVANS CONSTRUCTION CO INC				1,087.56	511100	EVC20951	MAINTENANCE 11/28 - 12/04/11	Dec-2011
13,086	Other	EVANS CONSTRUCTION CO INC				821.97	512017	EVC20951	MAINTENANCE 11/28 - 12/04/11	Dec-2011
13,087	Other	EVANS CONSTRUCTION CO INC				590.96	511100	EVC20951	MAINTENANCE 11/28 - 12/04/11	Dec-2011
13,088	Other	EVANS CONSTRUCTION CO INC				372.18	513100	EVC20951	MAINTENANCE 11/28 - 12/04/11	Dec-2011
13,089	Other	EVANS CONSTRUCTION CO INC				362.47	512100	EVC20951	MAINTENANCE 11/28 - 12/04/11	Dec-2011
13,090	Other	EVANS CONSTRUCTION CO INC				357.51	511100	EVC20951	MAINTENANCE 11/28 - 12/04/11	Dec-2011
13,091	Other	EVANS CONSTRUCTION CO INC				310.15	512017	EVC20951	MAINTENANCE 11/28 - 12/04/11	Dec-2011
13,092	Other	EVANS CONSTRUCTION CO INC				295.48	511100	EVC20951	MAINTENANCE 11/28 - 12/04/11	Dec-2011
13,093	Other	EVANS CONSTRUCTION CO INC				243.27	512100	EVC20951	MAINTENANCE 11/28 - 12/04/11	Dec-2011
13,094	Other	EVANS CONSTRUCTION CO INC				228.96	511100	EVC20951	MAINTENANCE 11/28 - 12/04/11	Dec-2011
13,095	Other	EVANS CONSTRUCTION CO INC				228.96	512100	EVC20951	MAINTENANCE 11/28 - 12/04/11	Dec-2011
13,096	Other	EVANS CONSTRUCTION CO INC				186.03	511100	EVC20951	MAINTENANCE 11/28 - 12/04/11	Dec-2011
13,097	Other	EVANS CONSTRUCTION CO INC				171.78	511100	EVC20951	MAINTENANCE 11/28 - 12/04/11	Dec-2011
13,098	Other	EVANS CONSTRUCTION CO INC				171.72	511100	EVC20951	MAINTENANCE 11/28 - 12/04/11	Dec-2011
13,099	Other	EVANS CONSTRUCTION CO INC				171.72	512100	EVC20951	MAINTENANCE 11/28 - 12/04/11	Dec-2011
13,100	Other	EVANS CONSTRUCTION CO INC				157.41	513100	EVC20951	MAINTENANCE 11/28 - 12/04/11	Dec-2011
13,101	Other	EVANS CONSTRUCTION CO INC				147.74	511100	EVC20951	MAINTENANCE 11/28 - 12/04/11	Dec-2011
13,102	Other	EVANS CONSTRUCTION CO INC				147.74	511100	EVC20951	MAINTENANCE 11/28 - 12/04/11	Dec-2011
13,103	Other	EVANS CONSTRUCTION CO INC				124.06	511100	EVC20951	MAINTENANCE 11/28 - 12/04/11	Dec-2011
13,104	Other	EVANS CONSTRUCTION CO INC				114.48	512005	EVC20951	MAINTENANCE 11/28 - 12/04/11	Dec-2011
13,105	Other	EVANS CONSTRUCTION CO INC				100.23	511100	EVC20951	MAINTENANCE 11/28 - 12/04/11	Dec-2011
13,106	Other	EVANS CONSTRUCTION CO INC				85.86	511100	EVC20951	MAINTENANCE 11/28 - 12/04/11	Dec-2011
13,107	Other	EVANS CONSTRUCTION CO INC				85.86	542100	EVC20951	MAINTENANCE 11/28 - 12/04/11	Dec-2011
13,108	Other	EVANS CONSTRUCTION CO INC				85.86	544100	EVC20951	MAINTENANCE 11/28 - 12/04/11	Dec-2011
13,109	Other	EVANS CONSTRUCTION CO INC				71.55	512100	EVC20951	MAINTENANCE 11/28 - 12/04/11	Dec-2011
13,110	Other	EVANS CONSTRUCTION CO INC				71.55	514100	EVC20951	MAINTENANCE 11/28 - 12/04/11	Dec-2011
13,111	Other	EVANS CONSTRUCTION CO INC				71.55	514100	EVC20951	MAINTENANCE 11/28 - 12/04/11	Dec-2011
13,112	Other	EVANS CONSTRUCTION CO INC				71.55	544100	EVC20951	MAINTENANCE 11/28 - 12/04/11	Dec-2011

KENTUCKY UTILITIES COMPANY
Case No. 2012- 00221
Analysis of Professional Services Expenses For the Test Year

(A)	(B)	(C)	(D)	(E)	(F)	(G)	(H)	(I)		
Line No.	Type	Vendor	Rate Case	Audit	Other	Total	Account	Invoice	Description	Period
13,113	Other	EVANS CONSTRUCTION CO INC				63.63	511100	EVC20951	MAINTENANCE 11/28 - 12/04/11	Dec-2011
13,114	Other	EVANS CONSTRUCTION CO INC				62.03	512017	EVC20951	MAINTENANCE 11/28 - 12/04/11	Dec-2011
13,115	Other	EVANS CONSTRUCTION CO INC				62.03	512017	EVC20951	MAINTENANCE 11/28 - 12/04/11	Dec-2011
13,116	Other	EVANS CONSTRUCTION CO INC				57.24	511100	EVC20951	MAINTENANCE 11/28 - 12/04/11	Dec-2011
13,117	Other	EVANS CONSTRUCTION CO INC				42.93	512100	EVC20951	MAINTENANCE 11/28 - 12/04/11	Dec-2011
13,118	Other	EVANS CONSTRUCTION CO INC				42.93	512100	EVC20951	MAINTENANCE 11/28 - 12/04/11	Dec-2011
13,119	Other	EVANS CONSTRUCTION CO INC				42.93	512100	EVC20951	MAINTENANCE 11/28 - 12/04/11	Dec-2011
13,120	Other	EVANS CONSTRUCTION CO INC				42.93	512100	EVC20951	MAINTENANCE 11/28 - 12/04/11	Dec-2011
13,121	Other	EVANS CONSTRUCTION CO INC				42.93	512100	EVC20951	MAINTENANCE 11/28 - 12/04/11	Dec-2011
13,122	Other	EVANS CONSTRUCTION CO INC				42.93	512100	EVC20951	MAINTENANCE 11/28 - 12/04/11	Dec-2011
13,123	Other	EVANS CONSTRUCTION CO INC				42.93	514100	EVC20951	MAINTENANCE 11/28 - 12/04/11	Dec-2011
13,124	Other	EVANS CONSTRUCTION CO INC				42.93	514100	EVC20951	MAINTENANCE 11/28 - 12/04/11	Dec-2011
13,125	Other	EVANS CONSTRUCTION CO INC				42.93	514100	EVC20951	MAINTENANCE 11/28 - 12/04/11	Dec-2011
13,126	Other	EVANS CONSTRUCTION CO INC				28.62	512100	EVC20951	MAINTENANCE 11/28 - 12/04/11	Dec-2011
13,127	Other	EVANS CONSTRUCTION CO INC				28.62	513100	EVC20951	MAINTENANCE 11/28 - 12/04/11	Dec-2011
13,128	Other	EVANS CONSTRUCTION CO INC				28.62	514100	EVC20951	MAINTENANCE 11/28 - 12/04/11	Dec-2011
13,129	Other	EVANS CONSTRUCTION CO INC				28.62	514100	EVC20951	MAINTENANCE 11/28 - 12/04/11	Dec-2011
13,130	Other	EVANS CONSTRUCTION CO INC				28.62	544100	EVC20951	MAINTENANCE 11/28 - 12/04/11	Dec-2011
13,131	Other	EVANS CONSTRUCTION CO INC				28.62	544100	EVC20951	MAINTENANCE 11/28 - 12/04/11	Dec-2011
13,132	Other	EVANS CONSTRUCTION CO INC				28.62	544100	EVC20951	MAINTENANCE 11/28 - 12/04/11	Dec-2011
13,133	Other	EVANS CONSTRUCTION CO INC				14.31	542100	EVC20951	MAINTENANCE 11/28 - 12/04/11	Dec-2011
13,134	Other	EVANS CONSTRUCTION CO INC				1,229.20	511100	EVC21021	PAYMENT OF INVOICE #EVC21021--GHENT FACILITY MAINTENANCE FOR THE PERIOD 12/5 THRU 12/11/11	Dec-2011
13,135	Other	EVANS CONSTRUCTION CO INC				669.76	511100	EVC21021	PAYMENT OF INVOICE #EVC21021--GHENT FACILITY MAINTENANCE FOR THE PERIOD 12/5 THRU 12/11/11	Dec-2011
13,136	Other	EVANS CONSTRUCTION CO INC				383.04	511100	EVC21021	PAYMENT OF INVOICE #EVC21021--GHENT FACILITY MAINTENANCE FOR THE PERIOD 12/5 THRU 12/11/11	Dec-2011
13,137	Other	EVANS CONSTRUCTION CO INC				287.28	511100	EVC21021	PAYMENT OF INVOICE #EVC21021--GHENT FACILITY MAINTENANCE FOR THE PERIOD 12/5 THRU 12/11/11	Dec-2011
13,138	Other	EVANS CONSTRUCTION CO INC				215.46	511100	EVC21021	PAYMENT OF INVOICE #EVC21021--GHENT FACILITY MAINTENANCE FOR THE PERIOD 12/5 THRU 12/11/11	Dec-2011
13,139	Other	EVANS CONSTRUCTION CO INC				215.46	512102	EVC21021	PAYMENT OF INVOICE #EVC21021--GHENT FACILITY MAINTENANCE FOR THE PERIOD 12/5 THRU 12/11/11	Dec-2011
13,140	Other	EVANS CONSTRUCTION CO INC				150.92	512017	EVC21021	PAYMENT OF INVOICE #EVC21021--GHENT FACILITY MAINTENANCE FOR THE PERIOD 12/5 THRU 12/11/11	Dec-2011
13,141	Other	EVANS CONSTRUCTION CO INC				143.64	511100	EVC21021	PAYMENT OF INVOICE #EVC21021--GHENT FACILITY MAINTENANCE FOR THE PERIOD 12/5 THRU 12/11/11	Dec-2011
13,142	Other	EVANS CONSTRUCTION CO INC				143.64	511100	EVC21021	PAYMENT OF INVOICE #EVC21021--GHENT FACILITY MAINTENANCE FOR THE PERIOD 12/5 THRU 12/11/11	Dec-2011
13,143	Other	EVANS CONSTRUCTION CO INC				95.76	511100	EVC21021	PAYMENT OF INVOICE #EVC21021--GHENT FACILITY MAINTENANCE FOR THE PERIOD 12/5 THRU 12/11/11	Dec-2011
13,144	Other	EVANS CONSTRUCTION CO INC				87.43	511100	EVC21021	PAYMENT OF INVOICE #EVC21021--GHENT FACILITY MAINTENANCE FOR THE PERIOD 12/5 THRU 12/11/11	Dec-2011
13,145	Other	EVANS CONSTRUCTION CO INC				75.46	512017	EVC21021	PAYMENT OF INVOICE #EVC21021--GHENT FACILITY MAINTENANCE FOR THE PERIOD 12/5 THRU 12/11/11	Dec-2011
13,146	Other	EVANS CONSTRUCTION CO INC				47.88	511100	EVC21021	PAYMENT OF INVOICE #EVC21021--GHENT FACILITY MAINTENANCE FOR THE PERIOD 12/5 THRU 12/11/11	Dec-2011
13,147	Other	EVANS CONSTRUCTION CO INC				1,923.34	502003	EVC21023	PAYMENT OF INVOICE #EVC21023--GHENT OUTSIDE MAINTENANCE FOR THE PERIOD 12/5/11 THRU DECEMBER 11/2011	Dec-2011
13,148	Other	EVANS CONSTRUCTION CO INC				1,691.04	512005	EVC21023	PAYMENT OF INVOICE #EVC21023--GHENT OUTSIDE MAINTENANCE FOR THE PERIOD 12/5/11 THRU DECEMBER 11/2011	Dec-2011
13,149	Other	EVANS CONSTRUCTION CO INC				827.68	511100	EVC21023	PAYMENT OF INVOICE #EVC21023--GHENT OUTSIDE MAINTENANCE FOR THE PERIOD 12/5/11 THRU DECEMBER 11/2011	Dec-2011
13,150	Other	EVANS CONSTRUCTION CO INC				777.60	512017	EVC21023	PAYMENT OF INVOICE #EVC21023--GHENT OUTSIDE MAINTENANCE FOR THE PERIOD 12/5/11 THRU DECEMBER 11/2011	Dec-2011
13,151	Other	EVANS CONSTRUCTION CO INC				630.20	512017	EVC21023	PAYMENT OF INVOICE #EVC21023--GHENT OUTSIDE MAINTENANCE FOR THE PERIOD 12/5/11 THRU DECEMBER 11/2011	Dec-2011
13,152	Other	EVANS CONSTRUCTION CO INC				616.00	511100	EVC21023	PAYMENT OF INVOICE #EVC21023--GHENT OUTSIDE MAINTENANCE FOR THE PERIOD 12/5/11 THRU DECEMBER 11/2011	Dec-2011

KENTUCKY UTILITIES COMPANY
Case No. 2012- 00221
Analysis of Professional Services Expenses For the Test Year

(A)	(B)	(C)	(D)	(E)	(F)	(G)	(H)	(I)		
Line No.	Type	Vendor	Rate Case	Audit	Other	Total	Account	Invoice	Description	Period
13,153	Other	EVANS CONSTRUCTION CO INC				489.44	511100	EVC21023	PAYMENT OF INVOICE #EVC21023--GHENT OUTSIDE MAINTENANCE FOR THE PERIOD 12/5/11 THRU DECEMBER 11/2011	Dec-2011
13,154	Other	EVANS CONSTRUCTION CO INC				476.16	511100	EVC21023	PAYMENT OF INVOICE #EVC21023--GHENT OUTSIDE MAINTENANCE FOR THE PERIOD 12/5/11 THRU DECEMBER 11/2011	Dec-2011
13,155	Other	EVANS CONSTRUCTION CO INC				476.16	511100	EVC21023	PAYMENT OF INVOICE #EVC21023--GHENT OUTSIDE MAINTENANCE FOR THE PERIOD 12/5/11 THRU DECEMBER 11/2011	Dec-2011
13,156	Other	EVANS CONSTRUCTION CO INC				476.16	511100	EVC21023	PAYMENT OF INVOICE #EVC21023--GHENT OUTSIDE MAINTENANCE FOR THE PERIOD 12/5/11 THRU DECEMBER 11/2011	Dec-2011
13,157	Other	EVANS CONSTRUCTION CO INC				357.12	512005	EVC21023	PAYMENT OF INVOICE #EVC21023--GHENT OUTSIDE MAINTENANCE FOR THE PERIOD 12/5/11 THRU DECEMBER 11/2011	Dec-2011
13,158	Other	EVANS CONSTRUCTION CO INC				288.16	511100	EVC21023	PAYMENT OF INVOICE #EVC21023--GHENT OUTSIDE MAINTENANCE FOR THE PERIOD 12/5/11 THRU DECEMBER 11/2011	Dec-2011
13,159	Other	EVANS CONSTRUCTION CO INC				288.16	513100	EVC21023	PAYMENT OF INVOICE #EVC21023--GHENT OUTSIDE MAINTENANCE FOR THE PERIOD 12/5/11 THRU DECEMBER 11/2011	Dec-2011
13,160	Other	EVANS CONSTRUCTION CO INC				260.15	511100	EVC21023	PAYMENT OF INVOICE #EVC21023--GHENT OUTSIDE MAINTENANCE FOR THE PERIOD 12/5/11 THRU DECEMBER 11/2011	Dec-2011
13,161	Other	EVANS CONSTRUCTION CO INC				252.08	511100	EVC21023	PAYMENT OF INVOICE #EVC21023--GHENT OUTSIDE MAINTENANCE FOR THE PERIOD 12/5/11 THRU DECEMBER 11/2011	Dec-2011
13,162	Other	EVANS CONSTRUCTION CO INC				252.00	512005	EVC21023	PAYMENT OF INVOICE #EVC21023--GHENT OUTSIDE MAINTENANCE FOR THE PERIOD 12/5/11 THRU DECEMBER 11/2011	Dec-2011
13,163	Other	EVANS CONSTRUCTION CO INC				251.36	511100	EVC21023	PAYMENT OF INVOICE #EVC21023--GHENT OUTSIDE MAINTENANCE FOR THE PERIOD 12/5/11 THRU DECEMBER 11/2011	Dec-2011
13,164	Other	EVANS CONSTRUCTION CO INC				244.61	511100	EVC21023	PAYMENT OF INVOICE #EVC21023--GHENT OUTSIDE MAINTENANCE FOR THE PERIOD 12/5/11 THRU DECEMBER 11/2011	Dec-2011
13,165	Other	EVANS CONSTRUCTION CO INC				238.08	512100	EVC21023	PAYMENT OF INVOICE #EVC21023--GHENT OUTSIDE MAINTENANCE FOR THE PERIOD 12/5/11 THRU DECEMBER 11/2011	Dec-2011
13,166	Other	EVANS CONSTRUCTION CO INC				215.61	511100	EVC21023	PAYMENT OF INVOICE #EVC21023--GHENT OUTSIDE MAINTENANCE FOR THE PERIOD 12/5/11 THRU DECEMBER 11/2011	Dec-2011
13,167	Other	EVANS CONSTRUCTION CO INC				204.00	511100	EVC21023	PAYMENT OF INVOICE #EVC21023--GHENT OUTSIDE MAINTENANCE FOR THE PERIOD 12/5/11 THRU DECEMBER 11/2011	Dec-2011
13,168	Other	EVANS CONSTRUCTION CO INC				204.00	511100	EVC21023	PAYMENT OF INVOICE #EVC21023--GHENT OUTSIDE MAINTENANCE FOR THE PERIOD 12/5/11 THRU DECEMBER 11/2011	Dec-2011
13,169	Other	EVANS CONSTRUCTION CO INC				204.00	511100	EVC21023	PAYMENT OF INVOICE #EVC21023--GHENT OUTSIDE MAINTENANCE FOR THE PERIOD 12/5/11 THRU DECEMBER 11/2011	Dec-2011
13,170	Other	EVANS CONSTRUCTION CO INC				148.80	512100	EVC21023	PAYMENT OF INVOICE #EVC21023--GHENT OUTSIDE MAINTENANCE FOR THE PERIOD 12/5/11 THRU DECEMBER 11/2011	Dec-2011
13,171	Other	EVANS CONSTRUCTION CO INC				126.04	512017	EVC21023	PAYMENT OF INVOICE #EVC21023--GHENT OUTSIDE MAINTENANCE FOR THE PERIOD 12/5/11 THRU DECEMBER 11/2011	Dec-2011
13,172	Other	EVANS CONSTRUCTION CO INC				126.04	512100	EVC21023	PAYMENT OF INVOICE #EVC21023--GHENT OUTSIDE MAINTENANCE FOR THE PERIOD 12/5/11 THRU DECEMBER 11/2011	Dec-2011
13,173	Other	EVANS CONSTRUCTION CO INC				126.04	512100	EVC21023	PAYMENT OF INVOICE #EVC21023--GHENT OUTSIDE MAINTENANCE FOR THE PERIOD 12/5/11 THRU DECEMBER 11/2011	Dec-2011
13,174	Other	EVANS CONSTRUCTION CO INC				96.00	512017	EVC21023	PAYMENT OF INVOICE #EVC21023--GHENT OUTSIDE MAINTENANCE FOR THE PERIOD 12/5/11 THRU DECEMBER 11/2011	Dec-2011
13,175	Other	EVANS CONSTRUCTION CO INC				59.52	512005	EVC21023	PAYMENT OF INVOICE #EVC21023--GHENT OUTSIDE MAINTENANCE FOR THE PERIOD 12/5/11 THRU DECEMBER 11/2011	Dec-2011
13,176	Other	EVANS CONSTRUCTION CO INC				59.52	512100	EVC21023	PAYMENT OF INVOICE #EVC21023--GHENT OUTSIDE MAINTENANCE FOR THE PERIOD 12/5/11 THRU DECEMBER 11/2011	Dec-2011
13,177	Other	EVANS CONSTRUCTION CO INC				59.52	512100	EVC21023	PAYMENT OF INVOICE #EVC21023--GHENT OUTSIDE MAINTENANCE FOR THE PERIOD 12/5/11 THRU DECEMBER 11/2011	Dec-2011
13,178	Other	EVANS CONSTRUCTION CO INC				59.52	512100	EVC21023	PAYMENT OF INVOICE #EVC21023--GHENT OUTSIDE MAINTENANCE FOR THE PERIOD 12/5/11 THRU DECEMBER 11/2011	Dec-2011
13,179	Other	EVANS CONSTRUCTION CO INC				59.52	512100	EVC21023	PAYMENT OF INVOICE #EVC21023--GHENT OUTSIDE MAINTENANCE FOR THE PERIOD 12/5/11 THRU DECEMBER 11/2011	Dec-2011
13,180	Other	EVANS CONSTRUCTION CO INC				48.00	511100	EVC21023	PAYMENT OF INVOICE #EVC21023--GHENT OUTSIDE MAINTENANCE FOR THE PERIOD 12/5/11 THRU DECEMBER 11/2011	Dec-2011
13,181	Other	EVANS CONSTRUCTION CO INC				18,246.68	511100	EVC21024	PAYMENT OF INVOICE #EVC21024--GHENT JANITORIAL FOR THE MONTH OF DECEMBER 2011	Dec-2011
13,182	Other	EVANS CONSTRUCTION CO INC				5,991.45	511100	EVC21024	PAYMENT OF INVOICE #EVC21024--GHENT JANITORIAL FOR THE MONTH OF DECEMBER 2011	Dec-2011

KENTUCKY UTILITIES COMPANY
Case No. 2012- 00221
Analysis of Professional Services Expenses For the Test Year

(A)	(B)	(C)	(D)	(E)	(F)	(G)	(H)	(I)		
Line No.	Type	Vendor	Rate Case	Audit	Other	Total	Account	Invoice	Description	Period
13,183	Other	EVANS CONSTRUCTION CO INC				2,995.73	511100	EVC21024	PAYMENT OF INVOICE #EVC21024--GHENT JANITORIAL FOR THE MONTH OF DECEMBER 2011	Dec-2011
13,184	Other	EVANS CONSTRUCTION CO INC				2,718.51	511100	EVC21024	PAYMENT OF INVOICE #EVC21024--GHENT JANITORIAL FOR THE MONTH OF DECEMBER 2011	Dec-2011
13,185	Other	EVANS CONSTRUCTION CO INC				5,023.00	511100	EVC21034	Labor to strip & wax floors @ Green River	Dec-2011
13,186	Other	EVANS CONSTRUCTION CO INC				2,868.46	511100	EVC21034	Materials necessary for stripping & waxing floors @ Green River	Dec-2011
13,187	Other	EVANS CONSTRUCTION CO INC				580.00	511100	EVC21034	Truck/Meals	Dec-2011
13,188	Other	EVANS CONSTRUCTION CO INC				1,763.16	511100	EVC21035	PAYMENT OF INVOICE #EVC21035--GHENT FACILITY MAINTENANCE FOR THE PERIOD 12/12/11 THRU 12/18/11	Dec-2011
13,189	Other	EVANS CONSTRUCTION CO INC				1,041.39	511100	EVC21035	PAYMENT OF INVOICE #EVC21035--GHENT FACILITY MAINTENANCE FOR THE PERIOD 12/12/11 THRU 12/18/11	Dec-2011
13,190	Other	EVANS CONSTRUCTION CO INC				447.02	513100	EVC21035	PAYMENT OF INVOICE #EVC21035--GHENT FACILITY MAINTENANCE FOR THE PERIOD 12/12/11 THRU 12/18/11	Dec-2011
13,191	Other	EVANS CONSTRUCTION CO INC				206.08	511100	EVC21035	PAYMENT OF INVOICE #EVC21035--GHENT FACILITY MAINTENANCE FOR THE PERIOD 12/12/11 THRU 12/18/11	Dec-2011
13,192	Other	EVANS CONSTRUCTION CO INC				95.76	512100	EVC21035	PAYMENT OF INVOICE #EVC21035--GHENT FACILITY MAINTENANCE FOR THE PERIOD 12/12/11 THRU 12/18/11	Dec-2011
13,193	Other	EVANS CONSTRUCTION CO INC				95.76	512102	EVC21035	PAYMENT OF INVOICE #EVC21035--GHENT FACILITY MAINTENANCE FOR THE PERIOD 12/12/11 THRU 12/18/11	Dec-2011
13,194	Other	EVANS CONSTRUCTION CO INC				51.52	512017	EVC21035	PAYMENT OF INVOICE #EVC21035--GHENT FACILITY MAINTENANCE FOR THE PERIOD 12/12/11 THRU 12/18/11	Dec-2011
13,195	Other	EVANS CONSTRUCTION CO INC				1,665.53	502003	EVC21037	PAYMENT OF INVOICE #EVC21037--GHENT OUTSIDE MAINTENANCE FOR THE PERIOD 12/12 THRU 12/18/11	Dec-2011
13,196	Other	EVANS CONSTRUCTION CO INC				764.32	512017	EVC21037	PAYMENT OF INVOICE #EVC21037--GHENT OUTSIDE MAINTENANCE FOR THE PERIOD 12/12 THRU 12/18/11	Dec-2011
13,197	Other	EVANS CONSTRUCTION CO INC				756.24	512017	EVC21037	PAYMENT OF INVOICE #EVC21037--GHENT OUTSIDE MAINTENANCE FOR THE PERIOD 12/12 THRU 12/18/11	Dec-2011
13,198	Other	EVANS CONSTRUCTION CO INC				727.52	511100	EVC21037	PAYMENT OF INVOICE #EVC21037--GHENT OUTSIDE MAINTENANCE FOR THE PERIOD 12/12 THRU 12/18/11	Dec-2011
13,199	Other	EVANS CONSTRUCTION CO INC				688.48	511100	EVC21037	PAYMENT OF INVOICE #EVC21037--GHENT OUTSIDE MAINTENANCE FOR THE PERIOD 12/12 THRU 12/18/11	Dec-2011
13,200	Other	EVANS CONSTRUCTION CO INC				576.32	512005	EVC21037	PAYMENT OF INVOICE #EVC21037--GHENT OUTSIDE MAINTENANCE FOR THE PERIOD 12/12 THRU 12/18/11	Dec-2011
13,201	Other	EVANS CONSTRUCTION CO INC				540.24	512017	EVC21037	PAYMENT OF INVOICE #EVC21037--GHENT OUTSIDE MAINTENANCE FOR THE PERIOD 12/12 THRU 12/18/11	Dec-2011
13,202	Other	EVANS CONSTRUCTION CO INC				526.24	511100	EVC21037	PAYMENT OF INVOICE #EVC21037--GHENT OUTSIDE MAINTENANCE FOR THE PERIOD 12/12 THRU 12/18/11	Dec-2011
13,203	Other	EVANS CONSTRUCTION CO INC				503.44	511100	EVC21037	PAYMENT OF INVOICE #EVC21037--GHENT OUTSIDE MAINTENANCE FOR THE PERIOD 12/12 THRU 12/18/11	Dec-2011
13,204	Other	EVANS CONSTRUCTION CO INC				476.16	511100	EVC21037	PAYMENT OF INVOICE #EVC21037--GHENT OUTSIDE MAINTENANCE FOR THE PERIOD 12/12 THRU 12/18/11	Dec-2011
13,205	Other	EVANS CONSTRUCTION CO INC				476.16	511100	EVC21037	PAYMENT OF INVOICE #EVC21037--GHENT OUTSIDE MAINTENANCE FOR THE PERIOD 12/12 THRU 12/18/11	Dec-2011
13,206	Other	EVANS CONSTRUCTION CO INC				251.36	512100	EVC21037	PAYMENT OF INVOICE #EVC21037--GHENT OUTSIDE MAINTENANCE FOR THE PERIOD 12/12 THRU 12/18/11	Dec-2011
13,207	Other	EVANS CONSTRUCTION CO INC				251.36	512100	EVC21037	PAYMENT OF INVOICE #EVC21037--GHENT OUTSIDE MAINTENANCE FOR THE PERIOD 12/12 THRU 12/18/11	Dec-2011
13,208	Other	EVANS CONSTRUCTION CO INC				251.36	512100	EVC21037	PAYMENT OF INVOICE #EVC21037--GHENT OUTSIDE MAINTENANCE FOR THE PERIOD 12/12 THRU 12/18/11	Dec-2011
13,209	Other	EVANS CONSTRUCTION CO INC				238.08	511100	EVC21037	PAYMENT OF INVOICE #EVC21037--GHENT OUTSIDE MAINTENANCE FOR THE PERIOD 12/12 THRU 12/18/11	Dec-2011
13,210	Other	EVANS CONSTRUCTION CO INC				238.08	512100	EVC21037	PAYMENT OF INVOICE #EVC21037--GHENT OUTSIDE MAINTENANCE FOR THE PERIOD 12/12 THRU 12/18/11	Dec-2011
13,211	Other	EVANS CONSTRUCTION CO INC				238.08	512100	EVC21037	PAYMENT OF INVOICE #EVC21037--GHENT OUTSIDE MAINTENANCE FOR THE PERIOD 12/12 THRU 12/18/11	Dec-2011
13,212	Other	EVANS CONSTRUCTION CO INC				238.08	512100	EVC21037	PAYMENT OF INVOICE #EVC21037--GHENT OUTSIDE MAINTENANCE FOR THE PERIOD 12/12 THRU 12/18/11	Dec-2011
13,213	Other	EVANS CONSTRUCTION CO INC				238.08	512100	EVC21037	PAYMENT OF INVOICE #EVC21037--GHENT OUTSIDE MAINTENANCE FOR THE PERIOD 12/12 THRU 12/18/11	Dec-2011

KENTUCKY UTILITIES COMPANY
Case No. 2012- 00221
Analysis of Professional Services Expenses For the Test Year

(A)	(B)	(C)	(D)	(E)	(F)	(G)	(H)	(I)		
Line No.	Type	Vendor	Rate Case	Audit	Other	Total	Account	Invoice	Description	Period
13,214	Other	EVANS CONSTRUCTION CO INC				237.27	511100	EVC21037	PAYMENT OF INVOICE #EVC21037--GHENT OUTSIDE MAINTENANCE FOR THE PERIOD 12/12 THRU 12/18/11	Dec-2011
13,215	Other	EVANS CONSTRUCTION CO INC				219.57	512017	EVC21037	PAYMENT OF INVOICE #EVC21037--GHENT OUTSIDE MAINTENANCE FOR THE PERIOD 12/12 THRU 12/18/11	Dec-2011
13,216	Other	EVANS CONSTRUCTION CO INC				204.00	511100	EVC21037	PAYMENT OF INVOICE #EVC21037--GHENT OUTSIDE MAINTENANCE FOR THE PERIOD 12/12 THRU 12/18/11	Dec-2011
13,217	Other	EVANS CONSTRUCTION CO INC				204.00	511100	EVC21037	PAYMENT OF INVOICE #EVC21037--GHENT OUTSIDE MAINTENANCE FOR THE PERIOD 12/12 THRU 12/18/11	Dec-2011
13,218	Other	EVANS CONSTRUCTION CO INC				119.04	512100	EVC21037	PAYMENT OF INVOICE #EVC21037--GHENT OUTSIDE MAINTENANCE FOR THE PERIOD 12/12 THRU 12/18/11	Dec-2011
13,219	Other	EVANS CONSTRUCTION CO INC				119.04	513100	EVC21037	PAYMENT OF INVOICE #EVC21037--GHENT OUTSIDE MAINTENANCE FOR THE PERIOD 12/12 THRU 12/18/11	Dec-2011
13,220	Other	EVANS CONSTRUCTION CO INC				96.00	512005	EVC21037	PAYMENT OF INVOICE #EVC21037--GHENT OUTSIDE MAINTENANCE FOR THE PERIOD 12/12 THRU 12/18/11	Dec-2011
13,221	Other	EVANS CONSTRUCTION CO INC				48.00	511100	EVC21037	PAYMENT OF INVOICE #EVC21037--GHENT OUTSIDE MAINTENANCE FOR THE PERIOD 12/12 THRU 12/18/11	Dec-2011
13,222	Other	EVANS CONSTRUCTION CO INC				48.00	511100	EVC21037	PAYMENT OF INVOICE #EVC21037--GHENT OUTSIDE MAINTENANCE FOR THE PERIOD 12/12 THRU 12/18/11	Dec-2011
13,223	Other	EVANS CONSTRUCTION CO INC				48.00	512017	EVC21037	PAYMENT OF INVOICE #EVC21037--GHENT OUTSIDE MAINTENANCE FOR THE PERIOD 12/12 THRU 12/18/11	Dec-2011
13,224	Other	EVANS CONSTRUCTION CO INC				944.46	552100	EVC21039	CT SITE MAINT 12/05 - 12/11/11	Jan-2012
13,225	Other	EVANS CONSTRUCTION CO INC				28.62	553100	EVC21039	CT SITE MAINT 12/05 - 12/11/11	Jan-2012
13,226	Other	EVANS CONSTRUCTION CO INC				14.31	552100	EVC21039	CT SITE MAINT 12/05 - 12/11/11	Jan-2012
13,227	Other	EVANS CONSTRUCTION CO INC				14.31	553100	EVC21039	CT SITE MAINT 12/05 - 12/11/11	Jan-2012
13,228	Other	EVANS CONSTRUCTION CO INC				14.31	553100	EVC21039	CT SITE MAINT 12/05 - 12/11/11	Jan-2012
13,229	Other	EVANS CONSTRUCTION CO INC				14.31	553100	EVC21039	CT SITE MAINT 12/05 - 12/11/11	Jan-2012
13,230	Other	EVANS CONSTRUCTION CO INC				14.31	553100	EVC21039	CT SITE MAINT 12/05 - 12/11/11	Jan-2012
13,231	Other	EVANS CONSTRUCTION CO INC				14.31	553100	EVC21039	CT SITE MAINT 12/05 - 12/11/11	Jan-2012
13,232	Other	EVANS CONSTRUCTION CO INC				14.31	553100	EVC21039	CT SITE MAINT 12/05 - 12/11/11	Jan-2012
13,233	Other	EVANS CONSTRUCTION CO INC				14.31	553100	EVC21039	CT SITE MAINT 12/05 - 12/11/11	Jan-2012
13,234	Other	EVANS CONSTRUCTION CO INC				14.31	553100	EVC21039	CT SITE MAINT 12/05 - 12/11/11	Jan-2012
13,235	Other	EVANS CONSTRUCTION CO INC				14.31	553100	EVC21039	CT SITE MAINT 12/05 - 12/11/11	Jan-2012
13,236	Other	EVANS CONSTRUCTION CO INC				14.31	553100	EVC21039	CT SITE MAINT 12/05 - 12/11/11	Jan-2012
13,237	Other	EVANS CONSTRUCTION CO INC				14.31	553100	EVC21039	CT SITE MAINT 12/05 - 12/11/11	Jan-2012
13,238	Other	EVANS CONSTRUCTION CO INC				1,931.56	544100	EVC21040	MAINTENANCE 12/05 - 12/11/11	Jan-2012
13,239	Other	EVANS CONSTRUCTION CO INC				1,781.55	511100	EVC21040	MAINTENANCE 12/05 - 12/11/11	Jan-2012
13,240	Other	EVANS CONSTRUCTION CO INC				648.49	511100	EVC21040	MAINTENANCE 12/05 - 12/11/11	Jan-2012
13,241	Other	EVANS CONSTRUCTION CO INC				457.92	511100	EVC21040	MAINTENANCE 12/05 - 12/11/11	Jan-2012
13,242	Other	EVANS CONSTRUCTION CO INC				457.92	513100	EVC21040	MAINTENANCE 12/05 - 12/11/11	Jan-2012
13,243	Other	EVANS CONSTRUCTION CO INC				310.15	512017	EVC21040	MAINTENANCE 12/05 - 12/11/11	Jan-2012
13,244	Other	EVANS CONSTRUCTION CO INC				257.58	512100	EVC21040	MAINTENANCE 12/05 - 12/11/11	Jan-2012
13,245	Other	EVANS CONSTRUCTION CO INC				248.12	512017	EVC21040	MAINTENANCE 12/05 - 12/11/11	Jan-2012
13,246	Other	EVANS CONSTRUCTION CO INC				228.96	542100	EVC21040	MAINTENANCE 12/05 - 12/11/11	Jan-2012
13,247	Other	EVANS CONSTRUCTION CO INC				221.61	511100	EVC21040	MAINTENANCE 12/05 - 12/11/11	Jan-2012
13,248	Other	EVANS CONSTRUCTION CO INC				186.09	512017	EVC21040	MAINTENANCE 12/05 - 12/11/11	Jan-2012
13,249	Other	EVANS CONSTRUCTION CO INC				186.03	542100	EVC21040	MAINTENANCE 12/05 - 12/11/11	Jan-2012
13,250	Other	EVANS CONSTRUCTION CO INC				157.41	511100	EVC21040	MAINTENANCE 12/05 - 12/11/11	Jan-2012
13,251	Other	EVANS CONSTRUCTION CO INC				128.79	512100	EVC21040	MAINTENANCE 12/05 - 12/11/11	Jan-2012
13,252	Other	EVANS CONSTRUCTION CO INC				128.79	513100	EVC21040	MAINTENANCE 12/05 - 12/11/11	Jan-2012
13,253	Other	EVANS CONSTRUCTION CO INC				128.79	542100	EVC21040	MAINTENANCE 12/05 - 12/11/11	Jan-2012
13,254	Other	EVANS CONSTRUCTION CO INC				114.48	512100	EVC21040	MAINTENANCE 12/05 - 12/11/11	Jan-2012
13,255	Other	EVANS CONSTRUCTION CO INC				93.05	511100	EVC21040	MAINTENANCE 12/05 - 12/11/11	Jan-2012
13,256	Other	EVANS CONSTRUCTION CO INC				85.86	511100	EVC21040	MAINTENANCE 12/05 - 12/11/11	Jan-2012
13,257	Other	EVANS CONSTRUCTION CO INC				85.86	512100	EVC21040	MAINTENANCE 12/05 - 12/11/11	Jan-2012
13,258	Other	EVANS CONSTRUCTION CO INC				85.86	514100	EVC21040	MAINTENANCE 12/05 - 12/11/11	Jan-2012
13,259	Other	EVANS CONSTRUCTION CO INC				71.55	513100	EVC21040	MAINTENANCE 12/05 - 12/11/11	Jan-2012
13,260	Other	EVANS CONSTRUCTION CO INC				71.55	514100	EVC21040	MAINTENANCE 12/05 - 12/11/11	Jan-2012
13,261	Other	EVANS CONSTRUCTION CO INC				71.55	514100	EVC21040	MAINTENANCE 12/05 - 12/11/11	Jan-2012
13,262	Other	EVANS CONSTRUCTION CO INC				71.55	514100	EVC21040	MAINTENANCE 12/05 - 12/11/11	Jan-2012
13,263	Other	EVANS CONSTRUCTION CO INC				57.24	511100	EVC21040	MAINTENANCE 12/05 - 12/11/11	Jan-2012

KENTUCKY UTILITIES COMPANY
Case No. 2012- 00221
Analysis of Professional Services Expenses For the Test Year

(A)	(B)	(C)	(D)	(E)	(F)	(G)	(H)	(I)		
Line No.	Type	Vendor	Rate Case	Audit	Other	Total	Account	Invoice	Description	Period
13,324	Other	EVANS CONSTRUCTION CO INC				48.00	512017	EVC21043	GHENT OUTSIDE MAINTENANCE FOR THE PERIOD 12/19 THRU 12/25/11	Jan-2012
13,325	Other	EVANS CONSTRUCTION CO INC				472.23	552100	EVC21045	CT SITE MAINT 12/12 - 12/18/11	Jan-2012
13,326	Other	EVANS CONSTRUCTION CO INC				186.03	552100	EVC21045	CT SITE MAINT 12/12 - 12/18/11	Jan-2012
13,327	Other	EVANS CONSTRUCTION CO INC				171.72	554100	EVC21045	CT SITE MAINT 12/12 - 12/18/11	Jan-2012
13,328	Other	EVANS CONSTRUCTION CO INC				85.86	554100	EVC21045	CT SITE MAINT 12/12 - 12/18/11	Jan-2012
13,329	Other	EVANS CONSTRUCTION CO INC				42.93	553100	EVC21045	CT SITE MAINT 12/12 - 12/18/11	Jan-2012
13,330	Other	EVANS CONSTRUCTION CO INC				42.93	553100	EVC21045	CT SITE MAINT 12/12 - 12/18/11	Jan-2012
13,331	Other	EVANS CONSTRUCTION CO INC				42.93	553100	EVC21045	CT SITE MAINT 12/12 - 12/18/11	Jan-2012
13,332	Other	EVANS CONSTRUCTION CO INC				28.62	552100	EVC21045	CT SITE MAINT 12/12 - 12/18/11	Jan-2012
13,333	Other	EVANS CONSTRUCTION CO INC				28.62	553100	EVC21045	CT SITE MAINT 12/12 - 12/18/11	Jan-2012
13,334	Other	EVANS CONSTRUCTION CO INC				14.31	552100	EVC21045	CT SITE MAINT 12/12 - 12/18/11	Jan-2012
13,335	Other	EVANS CONSTRUCTION CO INC				14.31	553100	EVC21045	CT SITE MAINT 12/12 - 12/18/11	Jan-2012
13,336	Other	EVANS CONSTRUCTION CO INC				14.31	554100	EVC21045	CT SITE MAINT 12/12 - 12/18/11	Jan-2012
13,337	Other	EVANS CONSTRUCTION CO INC				1,316.52	513100	EVC21046	MAINTENANCE 12/12 - 12/18/11	Jan-2012
13,338	Other	EVANS CONSTRUCTION CO INC				1,058.94	512100	EVC21046	MAINTENANCE 12/12 - 12/18/11	Jan-2012
13,339	Other	EVANS CONSTRUCTION CO INC				815.67	511100	EVC21046	MAINTENANCE 12/12 - 12/18/11	Jan-2012
13,340	Other	EVANS CONSTRUCTION CO INC				372.18	511100	EVC21046	MAINTENANCE 12/12 - 12/18/11	Jan-2012
13,341	Other	EVANS CONSTRUCTION CO INC				257.58	512100	EVC21046	MAINTENANCE 12/12 - 12/18/11	Jan-2012
13,342	Other	EVANS CONSTRUCTION CO INC				252.91	512017	EVC21046	MAINTENANCE 12/12 - 12/18/11	Jan-2012
13,343	Other	EVANS CONSTRUCTION CO INC				233.87	512017	EVC21046	MAINTENANCE 12/12 - 12/18/11	Jan-2012
13,344	Other	EVANS CONSTRUCTION CO INC				171.72	542100	EVC21046	MAINTENANCE 12/12 - 12/18/11	Jan-2012
13,345	Other	EVANS CONSTRUCTION CO INC				143.10	514100	EVC21046	MAINTENANCE 12/12 - 12/18/11	Jan-2012
13,346	Other	EVANS CONSTRUCTION CO INC				128.79	511100	EVC21046	MAINTENANCE 12/12 - 12/18/11	Jan-2012
13,347	Other	EVANS CONSTRUCTION CO INC				114.48	512100	EVC21046	MAINTENANCE 12/12 - 12/18/11	Jan-2012
13,348	Other	EVANS CONSTRUCTION CO INC				114.48	544100	EVC21046	MAINTENANCE 12/12 - 12/18/11	Jan-2012
13,349	Other	EVANS CONSTRUCTION CO INC				100.23	512017	EVC21046	MAINTENANCE 12/12 - 12/18/11	Jan-2012
13,350	Other	EVANS CONSTRUCTION CO INC				95.44	511100	EVC21046	MAINTENANCE 12/12 - 12/18/11	Jan-2012
13,351	Other	EVANS CONSTRUCTION CO INC				71.55	511100	EVC21046	MAINTENANCE 12/12 - 12/18/11	Jan-2012
13,352	Other	EVANS CONSTRUCTION CO INC				71.55	514100	EVC21046	MAINTENANCE 12/12 - 12/18/11	Jan-2012
13,353	Other	EVANS CONSTRUCTION CO INC				57.24	512100	EVC21046	MAINTENANCE 12/12 - 12/18/11	Jan-2012
13,354	Other	EVANS CONSTRUCTION CO INC				57.24	513100	EVC21046	MAINTENANCE 12/12 - 12/18/11	Jan-2012
13,355	Other	EVANS CONSTRUCTION CO INC				57.24	514100	EVC21046	MAINTENANCE 12/12 - 12/18/11	Jan-2012
13,356	Other	EVANS CONSTRUCTION CO INC				42.93	514100	EVC21046	MAINTENANCE 12/12 - 12/18/11	Jan-2012
13,357	Other	EVANS CONSTRUCTION CO INC				42.93	514100	EVC21046	MAINTENANCE 12/12 - 12/18/11	Jan-2012
13,358	Other	EVANS CONSTRUCTION CO INC				42.93	514100	EVC21046	MAINTENANCE 12/12 - 12/18/11	Jan-2012
13,359	Other	EVANS CONSTRUCTION CO INC				42.93	514100	EVC21046	MAINTENANCE 12/12 - 12/18/11	Jan-2012
13,360	Other	EVANS CONSTRUCTION CO INC				42.93	514100	EVC21046	MAINTENANCE 12/12 - 12/18/11	Jan-2012
13,361	Other	EVANS CONSTRUCTION CO INC				42.93	514100	EVC21046	MAINTENANCE 12/12 - 12/18/11	Jan-2012
13,362	Other	EVANS CONSTRUCTION CO INC				42.93	514100	EVC21046	MAINTENANCE 12/12 - 12/18/11	Jan-2012
13,363	Other	EVANS CONSTRUCTION CO INC				33.41	512017	EVC21046	MAINTENANCE 12/12 - 12/18/11	Jan-2012
13,364	Other	EVANS CONSTRUCTION CO INC				33.41	512017	EVC21046	MAINTENANCE 12/12 - 12/18/11	Jan-2012
13,365	Other	EVANS CONSTRUCTION CO INC				28.62	511100	EVC21046	MAINTENANCE 12/12 - 12/18/11	Jan-2012
13,366	Other	EVANS CONSTRUCTION CO INC				28.62	513100	EVC21046	MAINTENANCE 12/12 - 12/18/11	Jan-2012
13,367	Other	EVANS CONSTRUCTION CO INC				28.62	514100	EVC21046	MAINTENANCE 12/12 - 12/18/11	Jan-2012
13,368	Other	EVANS CONSTRUCTION CO INC				28.62	514100	EVC21046	MAINTENANCE 12/12 - 12/18/11	Jan-2012
13,369	Other	EVANS CONSTRUCTION CO INC				28.62	514100	EVC21046	MAINTENANCE 12/12 - 12/18/11	Jan-2012
13,370	Other	EVANS CONSTRUCTION CO INC				28.62	514100	EVC21046	MAINTENANCE 12/12 - 12/18/11	Jan-2012
13,371	Other	EVANS CONSTRUCTION CO INC				28.62	514100	EVC21046	MAINTENANCE 12/12 - 12/18/11	Jan-2012
13,372	Other	EVANS CONSTRUCTION CO INC				28.62	514100	EVC21046	MAINTENANCE 12/12 - 12/18/11	Jan-2012
13,373	Other	EVANS CONSTRUCTION CO INC				28.62	514100	EVC21046	MAINTENANCE 12/12 - 12/18/11	Jan-2012
13,374	Other	EVANS CONSTRUCTION CO INC				28.62	514100	EVC21046	MAINTENANCE 12/12 - 12/18/11	Jan-2012
13,375	Other	EVANS CONSTRUCTION CO INC				14.31	512100	EVC21046	MAINTENANCE 12/12 - 12/18/11	Jan-2012
13,376	Other	EVANS CONSTRUCTION CO INC				14.31	514100	EVC21046	MAINTENANCE 12/12 - 12/18/11	Jan-2012
13,377	Other	EVANS CONSTRUCTION CO INC				14.31	514100	EVC21046	MAINTENANCE 12/12 - 12/18/11	Jan-2012
13,378	Other	EVANS CONSTRUCTION CO INC				14.31	544100	EVC21046	MAINTENANCE 12/12 - 12/18/11	Jan-2012
13,379	Other	EVANS CONSTRUCTION CO INC				14.31	544100	EVC21046	MAINTENANCE 12/12 - 12/18/11	Jan-2012
13,380	Other	EVANS CONSTRUCTION CO INC				2,601.61	512100	EVC21049	MAINTENANCE 12/19 - 12/25/11	Jan-2012
13,381	Other	EVANS CONSTRUCTION CO INC				1,513.82	512017	EVC21049	MAINTENANCE 12/19 - 12/25/11	Jan-2012
13,382	Other	EVANS CONSTRUCTION CO INC				1,015.44	511100	EVC21049	MAINTENANCE 12/19 - 12/25/11	Jan-2012
13,383	Other	EVANS CONSTRUCTION CO INC				602.95	511100	EVC21049	MAINTENANCE 12/19 - 12/25/11	Jan-2012

KENTUCKY UTILITIES COMPANY
Case No. 2012- 00221
Analysis of Professional Services Expenses For the Test Year

(A)	(B)	(C)	(D)	(E)	(F)	(G)	(H)	(I)		
Line No.	Type	Vendor	Rate Case	Audit	Other	Total	Account	Invoice	Description	Period
13,384	Other	EVANS CONSTRUCTION CO INC				488.47	511100	EVC21049	MAINTENANCE 12/19 - 12/25/11	Jan-2012
13,385	Other	EVANS CONSTRUCTION CO INC				281.53	512017	EVC21049	MAINTENANCE 12/19 - 12/25/11	Jan-2012
13,386	Other	EVANS CONSTRUCTION CO INC				228.96	511100	EVC21049	MAINTENANCE 12/19 - 12/25/11	Jan-2012
13,387	Other	EVANS CONSTRUCTION CO INC				228.96	512100	EVC21049	MAINTENANCE 12/19 - 12/25/11	Jan-2012
13,388	Other	EVANS CONSTRUCTION CO INC				228.96	542100	EVC21049	MAINTENANCE 12/19 - 12/25/11	Jan-2012
13,389	Other	EVANS CONSTRUCTION CO INC				221.61	511100	EVC21049	MAINTENANCE 12/19 - 12/25/11	Jan-2012
13,390	Other	EVANS CONSTRUCTION CO INC				221.61	511100	EVC21049	MAINTENANCE 12/19 - 12/25/11	Jan-2012
13,391	Other	EVANS CONSTRUCTION CO INC				200.34	511100	EVC21049	MAINTENANCE 12/19 - 12/25/11	Jan-2012
13,392	Other	EVANS CONSTRUCTION CO INC				171.72	512100	EVC21049	MAINTENANCE 12/19 - 12/25/11	Jan-2012
13,393	Other	EVANS CONSTRUCTION CO INC				171.72	512100	EVC21049	MAINTENANCE 12/19 - 12/25/11	Jan-2012
13,394	Other	EVANS CONSTRUCTION CO INC				147.74	511100	EVC21049	MAINTENANCE 12/19 - 12/25/11	Jan-2012
13,395	Other	EVANS CONSTRUCTION CO INC				128.85	511100	EVC21049	MAINTENANCE 12/19 - 12/25/11	Jan-2012
13,396	Other	EVANS CONSTRUCTION CO INC				128.79	512100	EVC21049	MAINTENANCE 12/19 - 12/25/11	Jan-2012
13,397	Other	EVANS CONSTRUCTION CO INC				128.79	514100	EVC21049	MAINTENANCE 12/19 - 12/25/11	Jan-2012
13,398	Other	EVANS CONSTRUCTION CO INC				114.48	512100	EVC21049	MAINTENANCE 12/19 - 12/25/11	Jan-2012
13,399	Other	EVANS CONSTRUCTION CO INC				114.48	513100	EVC21049	MAINTENANCE 12/19 - 12/25/11	Jan-2012
13,400	Other	EVANS CONSTRUCTION CO INC				85.86	511100	EVC21049	MAINTENANCE 12/19 - 12/25/11	Jan-2012
13,401	Other	EVANS CONSTRUCTION CO INC				62.03	512017	EVC21049	MAINTENANCE 12/19 - 12/25/11	Jan-2012
13,402	Other	EVANS CONSTRUCTION CO INC				62.03	512017	EVC21049	MAINTENANCE 12/19 - 12/25/11	Jan-2012
13,403	Other	EVANS CONSTRUCTION CO INC				57.24	512100	EVC21049	MAINTENANCE 12/19 - 12/25/11	Jan-2012
13,404	Other	EVANS CONSTRUCTION CO INC				57.24	514100	EVC21049	MAINTENANCE 12/19 - 12/25/11	Jan-2012
13,405	Other	EVANS CONSTRUCTION CO INC				57.24	514100	EVC21049	MAINTENANCE 12/19 - 12/25/11	Jan-2012
13,406	Other	EVANS CONSTRUCTION CO INC				57.24	514100	EVC21049	MAINTENANCE 12/19 - 12/25/11	Jan-2012
13,407	Other	EVANS CONSTRUCTION CO INC				42.93	512100	EVC21049	MAINTENANCE 12/19 - 12/25/11	Jan-2012
13,408	Other	EVANS CONSTRUCTION CO INC				42.93	513100	EVC21049	MAINTENANCE 12/19 - 12/25/11	Jan-2012
13,409	Other	EVANS CONSTRUCTION CO INC				28.62	512100	EVC21049	MAINTENANCE 12/19 - 12/25/11	Jan-2012
13,410	Other	EVANS CONSTRUCTION CO INC				28.62	514100	EVC21049	MAINTENANCE 12/19 - 12/25/11	Jan-2012
13,411	Other	EVANS CONSTRUCTION CO INC				28.62	514100	EVC21049	MAINTENANCE 12/19 - 12/25/11	Jan-2012
13,412	Other	EVANS CONSTRUCTION CO INC				28.62	514100	EVC21049	MAINTENANCE 12/19 - 12/25/11	Jan-2012
13,413	Other	EVANS CONSTRUCTION CO INC				28.62	514100	EVC21049	MAINTENANCE 12/19 - 12/25/11	Jan-2012
13,414	Other	EVANS CONSTRUCTION CO INC				28.62	514100	EVC21049	MAINTENANCE 12/19 - 12/25/11	Jan-2012
13,415	Other	EVANS CONSTRUCTION CO INC				28.62	554100	EVC21049	MAINTENANCE 12/19 - 12/25/11	Jan-2012
13,416	Other	EVANS CONSTRUCTION CO INC				690.92	511100	EVC21050	GHEAT FACILITY MAINTENANCE FOR THE PERIOD 12/26/2011 THRU 1/1/2012	Jan-2012
13,417	Other	EVANS CONSTRUCTION CO INC				618.24	511100	EVC21050	GHEAT FACILITY MAINTENANCE FOR THE PERIOD 12/26/2011 THRU 1/1/2012	Jan-2012
13,418	Other	EVANS CONSTRUCTION CO INC				538.79	512017	EVC21050	GHEAT FACILITY MAINTENANCE FOR THE PERIOD 12/26/2011 THRU 1/1/2012	Jan-2012
13,419	Other	EVANS CONSTRUCTION CO INC				415.03	512005	EVC21050	GHEAT FACILITY MAINTENANCE FOR THE PERIOD 12/26/2011 THRU 1/1/2012	Jan-2012
13,420	Other	EVANS CONSTRUCTION CO INC				366.65	511100	EVC21050	GHEAT FACILITY MAINTENANCE FOR THE PERIOD 12/26/2011 THRU 1/1/2012	Jan-2012
13,421	Other	EVANS CONSTRUCTION CO INC				287.28	511100	EVC21050	GHEAT FACILITY MAINTENANCE FOR THE PERIOD 12/26/2011 THRU 1/1/2012	Jan-2012
13,422	Other	EVANS CONSTRUCTION CO INC				280.77	511100	EVC21050	GHEAT FACILITY MAINTENANCE FOR THE PERIOD 12/26/2011 THRU 1/1/2012	Jan-2012
13,423	Other	EVANS CONSTRUCTION CO INC				219.99	511100	EVC21050	GHEAT FACILITY MAINTENANCE FOR THE PERIOD 12/26/2011 THRU 1/1/2012	Jan-2012
13,424	Other	EVANS CONSTRUCTION CO INC				119.70	511100	EVC21050	GHEAT FACILITY MAINTENANCE FOR THE PERIOD 12/26/2011 THRU 1/1/2012	Jan-2012
13,425	Other	EVANS CONSTRUCTION CO INC				76.97	512005	EVC21050	GHEAT FACILITY MAINTENANCE FOR THE PERIOD 12/26/2011 THRU 1/1/2012	Jan-2012
13,426	Other	EVANS CONSTRUCTION CO INC				75.46	512100	EVC21050	GHEAT FACILITY MAINTENANCE FOR THE PERIOD 12/26/2011 THRU 1/1/2012	Jan-2012
13,427	Other	EVANS CONSTRUCTION CO INC				2,070.66	502003	EVC21052	GHEAT OUTSIDE MAINTENANCE FOR THE PERIOD 12/26/2011 THRU 1/1/2012	Jan-2012
13,428	Other	EVANS CONSTRUCTION CO INC				980.32	512005	EVC21052	GHEAT OUTSIDE MAINTENANCE FOR THE PERIOD 12/26/2011 THRU 1/1/2012	Jan-2012
13,429	Other	EVANS CONSTRUCTION CO INC				777.60	512017	EVC21052	GHEAT OUTSIDE MAINTENANCE FOR THE PERIOD 12/26/2011 THRU 1/1/2012	Jan-2012
13,430	Other	EVANS CONSTRUCTION CO INC				616.00	511100	EVC21052	GHEAT OUTSIDE MAINTENANCE FOR THE PERIOD 12/26/2011 THRU 1/1/2012	Jan-2012
13,431	Other	EVANS CONSTRUCTION CO INC				539.52	511100	EVC21052	GHEAT OUTSIDE MAINTENANCE FOR THE PERIOD 12/26/2011 THRU 1/1/2012	Jan-2012
13,432	Other	EVANS CONSTRUCTION CO INC				526.24	511100	EVC21052	GHEAT OUTSIDE MAINTENANCE FOR THE PERIOD 12/26/2011 THRU 1/1/2012	Jan-2012
13,433	Other	EVANS CONSTRUCTION CO INC				526.24	511100	EVC21052	GHEAT OUTSIDE MAINTENANCE FOR THE PERIOD 12/26/2011 THRU 1/1/2012	Jan-2012
13,434	Other	EVANS CONSTRUCTION CO INC				502.72	512005	EVC21052	GHEAT OUTSIDE MAINTENANCE FOR THE PERIOD 12/26/2011 THRU 1/1/2012	Jan-2012
13,435	Other	EVANS CONSTRUCTION CO INC				476.16	511100	EVC21052	GHEAT OUTSIDE MAINTENANCE FOR THE PERIOD 12/26/2011 THRU 1/1/2012	Jan-2012
13,436	Other	EVANS CONSTRUCTION CO INC				339.04	511100	EVC21052	GHEAT OUTSIDE MAINTENANCE FOR THE PERIOD 12/26/2011 THRU 1/1/2012	Jan-2012
13,437	Other	EVANS CONSTRUCTION CO INC				292.80	512017	EVC21052	GHEAT OUTSIDE MAINTENANCE FOR THE PERIOD 12/26/2011 THRU 1/1/2012	Jan-2012
13,438	Other	EVANS CONSTRUCTION CO INC				267.84	512100	EVC21052	GHEAT OUTSIDE MAINTENANCE FOR THE PERIOD 12/26/2011 THRU 1/1/2012	Jan-2012
13,439	Other	EVANS CONSTRUCTION CO INC				252.08	512100	EVC21052	GHEAT OUTSIDE MAINTENANCE FOR THE PERIOD 12/26/2011 THRU 1/1/2012	Jan-2012
13,440	Other	EVANS CONSTRUCTION CO INC				238.08	511100	EVC21052	GHEAT OUTSIDE MAINTENANCE FOR THE PERIOD 12/26/2011 THRU 1/1/2012	Jan-2012
13,441	Other	EVANS CONSTRUCTION CO INC				238.08	512100	EVC21052	GHEAT OUTSIDE MAINTENANCE FOR THE PERIOD 12/26/2011 THRU 1/1/2012	Jan-2012
13,442	Other	EVANS CONSTRUCTION CO INC				238.08	512100	EVC21052	GHEAT OUTSIDE MAINTENANCE FOR THE PERIOD 12/26/2011 THRU 1/1/2012	Jan-2012
13,443	Other	EVANS CONSTRUCTION CO INC				230.02	511100	EVC21052	GHEAT OUTSIDE MAINTENANCE FOR THE PERIOD 12/26/2011 THRU 1/1/2012	Jan-2012

KENTUCKY UTILITIES COMPANY
Case No. 2012- 00221
Analysis of Professional Services Expenses For the Test Year

(A)	(B)	(C)	(D)	(E)	(F)	(G)	(H)	(I)		
Line No.	Type	Vendor	Rate Case	Audit	Other	Total	Account	Invoice	Description	Period
13,444	Other	EVANS CONSTRUCTION CO INC				219.40	511100	EVC21052	GHENT OUTSIDE MAINTENANCE FOR THE PERIOD 12/26/2011 THRU 1/1/2012	Jan-2012
13,445	Other	EVANS CONSTRUCTION CO INC				204.00	511100	EVC21052	GHENT OUTSIDE MAINTENANCE FOR THE PERIOD 12/26/2011 THRU 1/1/2012	Jan-2012
13,446	Other	EVANS CONSTRUCTION CO INC				204.00	511100	EVC21052	GHENT OUTSIDE MAINTENANCE FOR THE PERIOD 12/26/2011 THRU 1/1/2012	Jan-2012
13,447	Other	EVANS CONSTRUCTION CO INC				144.00	512005	EVC21052	GHENT OUTSIDE MAINTENANCE FOR THE PERIOD 12/26/2011 THRU 1/1/2012	Jan-2012
13,448	Other	EVANS CONSTRUCTION CO INC				96.00	512017	EVC21052	GHENT OUTSIDE MAINTENANCE FOR THE PERIOD 12/26/2011 THRU 1/1/2012	Jan-2012
13,449	Other	EVANS CONSTRUCTION CO INC				64.42	512100	EVC21052	GHENT OUTSIDE MAINTENANCE FOR THE PERIOD 12/26/2011 THRU 1/1/2012	Jan-2012
13,450	Other	EVANS CONSTRUCTION CO INC				59.52	512100	EVC21052	GHENT OUTSIDE MAINTENANCE FOR THE PERIOD 12/26/2011 THRU 1/1/2012	Jan-2012
13,451	Other	EVANS CONSTRUCTION CO INC				59.52	512100	EVC21052	GHENT OUTSIDE MAINTENANCE FOR THE PERIOD 12/26/2011 THRU 1/1/2012	Jan-2012
13,452	Other	EVANS CONSTRUCTION CO INC				59.52	512100	EVC21052	GHENT OUTSIDE MAINTENANCE FOR THE PERIOD 12/26/2011 THRU 1/1/2012	Jan-2012
13,453	Other	EVANS CONSTRUCTION CO INC				48.00	512017	EVC21052	GHENT OUTSIDE MAINTENANCE FOR THE PERIOD 12/26/2011 THRU 1/1/2012	Jan-2012
13,454	Other	EVANS CONSTRUCTION CO INC				26,996.17	511100	EVC21053	JANITORIAL SERVICES FOR DECEMBER 2011	Jan-2012
13,455	Other	EVANS CONSTRUCTION CO INC				3,105.85	511100	EVC21053	JANITORIAL SERVICES FOR DECEMBER 2011	Jan-2012
13,456	Other	EVANS CONSTRUCTION CO INC				38.80	935403	EVC21065	EVANS JANITORIAL-REVISION TO PO #55546 FOR DANVILLE BUSINESS OFFICE EFFECTIVE 1/1/2012	Feb-2012
13,457	Other	EVANS CONSTRUCTION CO INC				9.70	935403	EVC21065	EVANS JANITORIAL-REVISION TO PO #55546 FOR DANVILLE BUSINESS OFFICE EFFECTIVE 1/1/2012	Feb-2012
13,458	Other	EVANS CONSTRUCTION CO INC				455.18	935403	EVC21066	EVANS JANITORIAL-REVISION TO PO #55226 FOR ETOWN STOREROOM EFFECTIVE 1/1/2012	Feb-2012
13,459	Other	EVANS CONSTRUCTION CO INC				113.79	935403	EVC21066	EVANS JANITORIAL-REVISION TO PO #55226 FOR ETOWN STOREROOM EFFECTIVE 1/1/2012	Feb-2012
13,460	Other	EVANS CONSTRUCTION CO INC				124.02	935403	EVC21067	EVANS JANITORIAL-REVISION TO PO #55227 FOR GREENVILLE STOREROOM EFFECTIVE 1/1/2012	Feb-2012
13,461	Other	EVANS CONSTRUCTION CO INC				68.36	935403	EVC21068	EVANS JANITORIAL-REVISION TO PO #55228 FOR HARLAN STOREROOM EFFECTIVE 1/1/2012	Feb-2012
13,462	Other	EVANS CONSTRUCTION CO INC				17.09	935403	EVC21068	EVANS JANITORIAL-REVISION TO PO #55228 FOR HARLAN STOREROOM EFFECTIVE 1/1/2012	Feb-2012
13,463	Other	EVANS CONSTRUCTION CO INC				249.32	935403	EVC21069	EVANS JANITORIAL-REVISION TO PO #55441 FOR EFFECTIVE 1/1/2012	Feb-2012
13,464	Other	EVANS CONSTRUCTION CO INC				62.33	935403	EVC21069	EVANS JANITORIAL-REVISION TO PO #55441 FOR EFFECTIVE 1/1/2012	Feb-2012
13,465	Other	EVANS CONSTRUCTION CO INC				30.95	935403	EVC21070	EVANS JANITORIAL-REVISION TO PO #55513 FOR LONDON BUSINESS OFFICE EFFECTIVE 1/1/2012	Feb-2012
13,466	Other	EVANS CONSTRUCTION CO INC				7.74	935403	EVC21070	EVANS JANITORIAL-REVISION TO PO #55513 FOR LONDON BUSINESS OFFICE EFFECTIVE 1/1/2012	Feb-2012
13,467	Other	EVANS CONSTRUCTION CO INC				320.55	935403	EVC21071	EVANS JANITORIAL-NEW MORGANFIELD CUSTOMER AND OPERATIONS CENTER EFFECTIVE JAN 1, 2012	Feb-2012
13,468	Other	EVANS CONSTRUCTION CO INC				213.70	935403	EVC21071	EVANS JANITORIAL-NEW MORGANFIELD CUSTOMER AND OPERATIONS CENTER EFFECTIVE JAN 1, 2012	Feb-2012
13,469	Other	EVANS CONSTRUCTION CO INC				80.14	935403	EVC21071	EVANS JANITORIAL-NEW MORGANFIELD CUSTOMER AND OPERATIONS CENTER EFFECTIVE JAN 1, 2012	Feb-2012
13,470	Other	EVANS CONSTRUCTION CO INC				53.42	935403	EVC21071	EVANS JANITORIAL-NEW MORGANFIELD CUSTOMER AND OPERATIONS CENTER EFFECTIVE JAN 1, 2012	Feb-2012
13,471	Other	EVANS CONSTRUCTION CO INC				86.36	935403	EVC21073	EVANS JANITORIAL-REVISION TO PO #55519 FOR NORTON BUSINESS OFFICE EFFECTIVE 1/1/2012	Feb-2012
13,472	Other	EVANS CONSTRUCTION CO INC				21.59	935403	EVC21073	EVANS JANITORIAL-REVISION TO PO #55519 FOR NORTON BUSINESS OFFICE EFFECTIVE 1/1/2012	Feb-2012
13,473	Other	EVANS CONSTRUCTION CO INC				94.39	935403	EVC21074	EVANS JANITORIAL-REVISION TO PO #55369 FOR NORTON STOREROOM EFFECTIVE 1/1/2012	Feb-2012
13,474	Other	EVANS CONSTRUCTION CO INC				23.60	935403	EVC21074	EVANS JANITORIAL-REVISION TO PO #55369 FOR NORTON STOREROOM EFFECTIVE 1/1/2012	Feb-2012
13,475	Other	EVANS CONSTRUCTION CO INC				1,989.22	921003	EVC21075	EVANS JANITORIAL-REVISION TO PO #55628 FOR THE ONE QUALITY BLDG EFFECTIVE 1/1/2012	Feb-2012
13,476	Other	EVANS CONSTRUCTION CO INC				497.30	921003	EVC21075	EVANS JANITORIAL-REVISION TO PO #55628 FOR THE ONE QUALITY BLDG EFFECTIVE 1/1/2012	Feb-2012
13,477	Other	EVANS CONSTRUCTION CO INC				20.00	935403	EVC21076	EVANS JANITORIAL-REVISION TO PO #55294 FOR MIDWAY SERV CTR EFFECTIVE 1/1/2012	Feb-2012
13,478	Other	EVANS CONSTRUCTION CO INC				5.00	935403	EVC21076	EVANS JANITORIAL-REVISION TO PO #55294 FOR MIDWAY SERV CTR EFFECTIVE 1/1/2012	Feb-2012
13,479	Other	EVANS CONSTRUCTION CO INC				48.38	935403	EVC21077	EVANS JANITORIAL-REVISION TO PO #55290 FOR LEXINGTON SUBSTATION FACILITY EFFECTIVE 1/1/2012	Feb-2012
13,480	Other	EVANS CONSTRUCTION CO INC				12.09	935403	EVC21077	EVANS JANITORIAL-REVISION TO PO #55290 FOR LEXINGTON SUBSTATION FACILITY EFFECTIVE 1/1/2012	Feb-2012

KENTUCKY UTILITIES COMPANY
Case No. 2012- 00221
Analysis of Professional Services Expenses For the Test Year

(A)	(B)	(C)	(D)	(E)	(F)	(G)	(H)	(I)		
Line No.	Type	Vendor	Rate Case	Audit	Other	Total	Account	Invoice	Description	Period
13,481	Other	EVANS CONSTRUCTION CO INC				2,209.86	511100	EVC21140	EXTRA JANITORIAL WORK DONE OUTSIDE JANITORIAL SCOPE	Jan-2012
13,482	Other	EVANS CONSTRUCTION CO INC				27,952.52	501090	EVC21141	COAL YARD MAINTENANCE FOR EW BROWN 12/05/11 - 01/01/12	Jan-2012
13,483	Other	EVANS CONSTRUCTION CO INC				54.00	588100	EVC21144	Truck washing December 2011	Jan-2012
13,484	Other	EVANS CONSTRUCTION CO INC				44.00	588100	EVC21144	Truck washing December 2011	Jan-2012
13,485	Other	EVANS CONSTRUCTION CO INC				44.00	588100	EVC21144	Truck washing December 2011	Jan-2012
13,486	Other	EVANS CONSTRUCTION CO INC				44.00	588100	EVC21144	Truck washing December 2011	Jan-2012
13,487	Other	EVANS CONSTRUCTION CO INC				44.00	588100	EVC21144	Truck washing December 2011	Jan-2012
13,488	Other	EVANS CONSTRUCTION CO INC				44.00	588100	EVC21144	Truck washing December 2011	Jan-2012
13,489	Other	EVANS CONSTRUCTION CO INC				44.00	588100	EVC21144	Truck washing December 2011	Jan-2012
13,490	Other	EVANS CONSTRUCTION CO INC				44.00	588100	EVC21144	Truck washing December 2011	Jan-2012
13,491	Other	EVANS CONSTRUCTION CO INC				44.00	588100	EVC21144	Truck washing December 2011	Jan-2012
13,492	Other	EVANS CONSTRUCTION CO INC				22.00	588100	EVC21144	Truck washing December 2011	Jan-2012
13,493	Other	EVANS CONSTRUCTION CO INC				22.00	588100	EVC21144	Truck washing December 2011	Jan-2012
13,494	Other	EVANS CONSTRUCTION CO INC				460.80	502100	EVC21145	PROVIDE JANITORIAL WORK FOR SYS LAB 3/1/11 THRU 12/31/11	Jan-2012
13,495	Other	EVANS CONSTRUCTION CO INC				2,175.42	501090	EVC21146	PROVIDE SERVICES FOR COAL SAMPLE PREPARATION AT SYSTEM LAB 3/1/2011-12/31/2011	Jan-2012
13,496	Other	EVANS CONSTRUCTION CO INC				964.40	506100	EVC21148	LABOR TO TEST AND TREAT TYRONE SEWAGE WATER	Feb-2012
13,497	Other	EVANS CONSTRUCTION CO INC				1,183.36	506100	EVC21149	LABOR TO CLEAN TYRONE PLANT IN DECEMBER	Jan-2012
13,498	Other	EVANS CONSTRUCTION CO INC				1,631.34	511100	EVC21160	RESIDENTIAL LABOR 12/26/11 - 01/01/12	Jan-2012
13,499	Other	EVANS CONSTRUCTION CO INC				1,339.04	512017	EVC21160	RESIDENTIAL LABOR 12/26/11 - 01/01/12	Jan-2012
13,500	Other	EVANS CONSTRUCTION CO INC				1,023.55	511100	EVC21160	RESIDENTIAL LABOR 12/26/11 - 01/01/12	Jan-2012
13,501	Other	EVANS CONSTRUCTION CO INC				748.84	512100	EVC21160	RESIDENTIAL LABOR 12/26/11 - 01/01/12	Jan-2012
13,502	Other	EVANS CONSTRUCTION CO INC				662.57	511100	EVC21160	RESIDENTIAL LABOR 12/26/11 - 01/01/12	Jan-2012
13,503	Other	EVANS CONSTRUCTION CO INC				372.06	512005	EVC21160	RESIDENTIAL LABOR 12/26/11 - 01/01/12	Jan-2012
13,504	Other	EVANS CONSTRUCTION CO INC				369.35	512005	EVC21160	RESIDENTIAL LABOR 12/26/11 - 01/01/12	Jan-2012
13,505	Other	EVANS CONSTRUCTION CO INC				248.12	512017	EVC21160	RESIDENTIAL LABOR 12/26/11 - 01/01/12	Jan-2012
13,506	Other	EVANS CONSTRUCTION CO INC				221.61	511100	EVC21160	RESIDENTIAL LABOR 12/26/11 - 01/01/12	Jan-2012
13,507	Other	EVANS CONSTRUCTION CO INC				171.72	511100	EVC21160	RESIDENTIAL LABOR 12/26/11 - 01/01/12	Jan-2012
13,508	Other	EVANS CONSTRUCTION CO INC				171.72	512100	EVC21160	RESIDENTIAL LABOR 12/26/11 - 01/01/12	Jan-2012
13,509	Other	EVANS CONSTRUCTION CO INC				171.72	512100	EVC21160	RESIDENTIAL LABOR 12/26/11 - 01/01/12	Jan-2012
13,510	Other	EVANS CONSTRUCTION CO INC				128.85	511100	EVC21160	RESIDENTIAL LABOR 12/26/11 - 01/01/12	Jan-2012
13,511	Other	EVANS CONSTRUCTION CO INC				128.79	512100	EVC21160	RESIDENTIAL LABOR 12/26/11 - 01/01/12	Jan-2012
13,512	Other	EVANS CONSTRUCTION CO INC				85.86	512100	EVC21160	RESIDENTIAL LABOR 12/26/11 - 01/01/12	Jan-2012
13,513	Other	EVANS CONSTRUCTION CO INC				71.55	514100	EVC21160	RESIDENTIAL LABOR 12/26/11 - 01/01/12	Jan-2012
13,514	Other	EVANS CONSTRUCTION CO INC				62.03	512017	EVC21160	RESIDENTIAL LABOR 12/26/11 - 01/01/12	Jan-2012
13,515	Other	EVANS CONSTRUCTION CO INC				62.03	512017	EVC21160	RESIDENTIAL LABOR 12/26/11 - 01/01/12	Jan-2012
13,516	Other	EVANS CONSTRUCTION CO INC				57.24	512100	EVC21160	RESIDENTIAL LABOR 12/26/11 - 01/01/12	Jan-2012
13,517	Other	EVANS CONSTRUCTION CO INC				57.24	512100	EVC21160	RESIDENTIAL LABOR 12/26/11 - 01/01/12	Jan-2012
13,518	Other	EVANS CONSTRUCTION CO INC				57.24	512100	EVC21160	RESIDENTIAL LABOR 12/26/11 - 01/01/12	Jan-2012
13,519	Other	EVANS CONSTRUCTION CO INC				57.24	512100	EVC21160	RESIDENTIAL LABOR 12/26/11 - 01/01/12	Jan-2012
13,520	Other	EVANS CONSTRUCTION CO INC				57.24	514100	EVC21160	RESIDENTIAL LABOR 12/26/11 - 01/01/12	Jan-2012
13,521	Other	EVANS CONSTRUCTION CO INC				57.24	542100	EVC21160	RESIDENTIAL LABOR 12/26/11 - 01/01/12	Jan-2012
13,522	Other	EVANS CONSTRUCTION CO INC				57.24	542100	EVC21160	RESIDENTIAL LABOR 12/26/11 - 01/01/12	Jan-2012
13,523	Other	EVANS CONSTRUCTION CO INC				42.93	514100	EVC21160	RESIDENTIAL LABOR 12/26/11 - 01/01/12	Jan-2012
13,524	Other	EVANS CONSTRUCTION CO INC				28.62	511100	EVC21160	RESIDENTIAL LABOR 12/26/11 - 01/01/12	Jan-2012
13,525	Other	EVANS CONSTRUCTION CO INC				28.62	512005	EVC21160	RESIDENTIAL LABOR 12/26/11 - 01/01/12	Jan-2012
13,526	Other	EVANS CONSTRUCTION CO INC				28.62	512005	EVC21160	RESIDENTIAL LABOR 12/26/11 - 01/01/12	Jan-2012
13,527	Other	EVANS CONSTRUCTION CO INC				28.62	513100	EVC21160	RESIDENTIAL LABOR 12/26/11 - 01/01/12	Jan-2012
13,528	Other	EVANS CONSTRUCTION CO INC				28.62	513100	EVC21160	RESIDENTIAL LABOR 12/26/11 - 01/01/12	Jan-2012
13,529	Other	EVANS CONSTRUCTION CO INC				28.62	514100	EVC21160	RESIDENTIAL LABOR 12/26/11 - 01/01/12	Jan-2012
13,530	Other	EVANS CONSTRUCTION CO INC				28.62	514100	EVC21160	RESIDENTIAL LABOR 12/26/11 - 01/01/12	Jan-2012
13,531	Other	EVANS CONSTRUCTION CO INC				28.62	514100	EVC21160	RESIDENTIAL LABOR 12/26/11 - 01/01/12	Jan-2012
13,532	Other	EVANS CONSTRUCTION CO INC				28.62	514100	EVC21160	RESIDENTIAL LABOR 12/26/11 - 01/01/12	Jan-2012
13,533	Other	EVANS CONSTRUCTION CO INC				28.62	542100	EVC21160	RESIDENTIAL LABOR 12/26/11 - 01/01/12	Jan-2012
13,534	Other	EVANS CONSTRUCTION CO INC				28.62	545100	EVC21160	RESIDENTIAL LABOR 12/26/11 - 01/01/12	Jan-2012
13,535	Other	EVANS CONSTRUCTION CO INC				28.62	545100	EVC21160	RESIDENTIAL LABOR 12/26/11 - 01/01/12	Jan-2012
13,536	Other	EVANS CONSTRUCTION CO INC				14.31	514100	EVC21160	RESIDENTIAL LABOR 12/26/11 - 01/01/12	Jan-2012
13,537	Other	EVANS CONSTRUCTION CO INC				1,231.52	511100	EVC21161	GHENT FACILITY MAINTENANCE FOR THE PERIOD 1/2 THRU 1/8/2012	Jan-2012
13,538	Other	EVANS CONSTRUCTION CO INC				588.18	511100	EVC21161	GHENT FACILITY MAINTENANCE FOR THE PERIOD 1/2 THRU 1/8/2012	Jan-2012
13,539	Other	EVANS CONSTRUCTION CO INC				384.85	512005	EVC21161	GHENT FACILITY MAINTENANCE FOR THE PERIOD 1/2 THRU 1/8/2012	Jan-2012

KENTUCKY UTILITIES COMPANY
Case No. 2012- 00221
Analysis of Professional Services Expenses For the Test Year

(A)	(B)	(C)	(D)	(E)	(F)	(G)	(H)	(I)		
Line No.	Type	Vendor	Rate Case	Audit	Other	Total	Account	Invoice	Description	Period
13,540	Other	EVANS CONSTRUCTION CO INC				239.40	511100	EVC21161	GHENT FACILITY MAINTENANCE FOR THE PERIOD 1/2 THRU 1/8/2012	Jan-2012
13,541	Other	EVANS CONSTRUCTION CO INC				239.40	512102	EVC21161	GHENT FACILITY MAINTENANCE FOR THE PERIOD 1/2 THRU 1/8/2012	Jan-2012
13,542	Other	EVANS CONSTRUCTION CO INC				230.91	511100	EVC21161	GHENT FACILITY MAINTENANCE FOR THE PERIOD 1/2 THRU 1/8/2012	Jan-2012
13,543	Other	EVANS CONSTRUCTION CO INC				219.10	511100	EVC21161	GHENT FACILITY MAINTENANCE FOR THE PERIOD 1/2 THRU 1/8/2012	Jan-2012
13,544	Other	EVANS CONSTRUCTION CO INC				191.52	511100	EVC21161	GHENT FACILITY MAINTENANCE FOR THE PERIOD 1/2 THRU 1/8/2012	Jan-2012
13,545	Other	EVANS CONSTRUCTION CO INC				191.52	511100	EVC21161	GHENT FACILITY MAINTENANCE FOR THE PERIOD 1/2 THRU 1/8/2012	Jan-2012
13,546	Other	EVANS CONSTRUCTION CO INC				191.52	511100	EVC21161	GHENT FACILITY MAINTENANCE FOR THE PERIOD 1/2 THRU 1/8/2012	Jan-2012
13,547	Other	EVANS CONSTRUCTION CO INC				143.64	511100	EVC21161	GHENT FACILITY MAINTENANCE FOR THE PERIOD 1/2 THRU 1/8/2012	Jan-2012
13,548	Other	EVANS CONSTRUCTION CO INC				143.64	511100	EVC21161	GHENT FACILITY MAINTENANCE FOR THE PERIOD 1/2 THRU 1/8/2012	Jan-2012
13,549	Other	EVANS CONSTRUCTION CO INC				1,967.52	512017	EVC21163	GHENT OUTSIDE MAINTENANCE FOR THE PERIOD 1/2 THRU 1/8/2012	Jan-2012
13,550	Other	EVANS CONSTRUCTION CO INC				1,726.51	502003	EVC21163	GHENT OUTSIDE MAINTENANCE FOR THE PERIOD 1/2 THRU 1/8/2012	Jan-2012
13,551	Other	EVANS CONSTRUCTION CO INC				649.12	512005	EVC21163	GHENT OUTSIDE MAINTENANCE FOR THE PERIOD 1/2 THRU 1/8/2012	Jan-2012
13,552	Other	EVANS CONSTRUCTION CO INC				570.08	512017	EVC21163	GHENT OUTSIDE MAINTENANCE FOR THE PERIOD 1/2 THRU 1/8/2012	Jan-2012
13,553	Other	EVANS CONSTRUCTION CO INC				489.44	511100	EVC21163	GHENT OUTSIDE MAINTENANCE FOR THE PERIOD 1/2 THRU 1/8/2012	Jan-2012
13,554	Other	EVANS CONSTRUCTION CO INC				476.16	511100	EVC21163	GHENT OUTSIDE MAINTENANCE FOR THE PERIOD 1/2 THRU 1/8/2012	Jan-2012
13,555	Other	EVANS CONSTRUCTION CO INC				476.16	512005	EVC21163	GHENT OUTSIDE MAINTENANCE FOR THE PERIOD 1/2 THRU 1/8/2012	Jan-2012
13,556	Other	EVANS CONSTRUCTION CO INC				338.72	512017	EVC21163	GHENT OUTSIDE MAINTENANCE FOR THE PERIOD 1/2 THRU 1/8/2012	Jan-2012
13,557	Other	EVANS CONSTRUCTION CO INC				315.10	511100	EVC21163	GHENT OUTSIDE MAINTENANCE FOR THE PERIOD 1/2 THRU 1/8/2012	Jan-2012
13,558	Other	EVANS CONSTRUCTION CO INC				301.10	512100	EVC21163	GHENT OUTSIDE MAINTENANCE FOR THE PERIOD 1/2 THRU 1/8/2012	Jan-2012
13,559	Other	EVANS CONSTRUCTION CO INC				299.69	511100	EVC21163	GHENT OUTSIDE MAINTENANCE FOR THE PERIOD 1/2 THRU 1/8/2012	Jan-2012
13,560	Other	EVANS CONSTRUCTION CO INC				252.08	511100	EVC21163	GHENT OUTSIDE MAINTENANCE FOR THE PERIOD 1/2 THRU 1/8/2012	Jan-2012
13,561	Other	EVANS CONSTRUCTION CO INC				252.08	512100	EVC21163	GHENT OUTSIDE MAINTENANCE FOR THE PERIOD 1/2 THRU 1/8/2012	Jan-2012
13,562	Other	EVANS CONSTRUCTION CO INC				251.36	511100	EVC21163	GHENT OUTSIDE MAINTENANCE FOR THE PERIOD 1/2 THRU 1/8/2012	Jan-2012
13,563	Other	EVANS CONSTRUCTION CO INC				238.08	511100	EVC21163	GHENT OUTSIDE MAINTENANCE FOR THE PERIOD 1/2 THRU 1/8/2012	Jan-2012
13,564	Other	EVANS CONSTRUCTION CO INC				204.00	511100	EVC21163	GHENT OUTSIDE MAINTENANCE FOR THE PERIOD 1/2 THRU 1/8/2012	Jan-2012
13,565	Other	EVANS CONSTRUCTION CO INC				204.00	511100	EVC21163	GHENT OUTSIDE MAINTENANCE FOR THE PERIOD 1/2 THRU 1/8/2012	Jan-2012
13,566	Other	EVANS CONSTRUCTION CO INC				204.00	511100	EVC21163	GHENT OUTSIDE MAINTENANCE FOR THE PERIOD 1/2 THRU 1/8/2012	Jan-2012
13,567	Other	EVANS CONSTRUCTION CO INC				146.40	513100	EVC21163	GHENT OUTSIDE MAINTENANCE FOR THE PERIOD 1/2 THRU 1/8/2012	Jan-2012
13,568	Other	EVANS CONSTRUCTION CO INC				126.04	513100	EVC21163	GHENT OUTSIDE MAINTENANCE FOR THE PERIOD 1/2 THRU 1/8/2012	Jan-2012
13,569	Other	EVANS CONSTRUCTION CO INC				119.04	512100	EVC21163	GHENT OUTSIDE MAINTENANCE FOR THE PERIOD 1/2 THRU 1/8/2012	Jan-2012
13,570	Other	EVANS CONSTRUCTION CO INC				119.04	512100	EVC21163	GHENT OUTSIDE MAINTENANCE FOR THE PERIOD 1/2 THRU 1/8/2012	Jan-2012
13,571	Other	EVANS CONSTRUCTION CO INC				96.00	512017	EVC21163	GHENT OUTSIDE MAINTENANCE FOR THE PERIOD 1/2 THRU 1/8/2012	Jan-2012
13,572	Other	EVANS CONSTRUCTION CO INC				48.00	512005	EVC21163	GHENT OUTSIDE MAINTENANCE FOR THE PERIOD 1/2 THRU 1/8/2012	Jan-2012
13,573	Other	EVANS CONSTRUCTION CO INC				48.00	512005	EVC21163	GHENT OUTSIDE MAINTENANCE FOR THE PERIOD 1/2 THRU 1/8/2012	Jan-2012
13,574	Other	EVANS CONSTRUCTION CO INC				48.00	512017	EVC21163	GHENT OUTSIDE MAINTENANCE FOR THE PERIOD 1/2 THRU 1/8/2012	Jan-2012
13,575	Other	EVANS CONSTRUCTION CO INC				48.00	513100	EVC21163	GHENT OUTSIDE MAINTENANCE FOR THE PERIOD 1/2 THRU 1/8/2012	Jan-2012
13,576	Other	EVANS CONSTRUCTION CO INC				48.00	513100	EVC21163	GHENT OUTSIDE MAINTENANCE FOR THE PERIOD 1/2 THRU 1/8/2012	Jan-2012
13,577	Other	EVANS CONSTRUCTION CO INC				23.02	512017	EVC21163	GHENT OUTSIDE MAINTENANCE FOR THE PERIOD 1/2 THRU 1/8/2012	Jan-2012
13,578	Other	EVANS CONSTRUCTION CO INC				85.86	553100	EVC21165	CT SITE MAINT 01/02 - 01/08/12	Jan-2012
13,579	Other	EVANS CONSTRUCTION CO INC				85.86	553100	EVC21165	CT SITE MAINT 01/02 - 01/08/12	Jan-2012
13,580	Other	EVANS CONSTRUCTION CO INC				85.86	553100	EVC21165	CT SITE MAINT 01/02 - 01/08/12	Jan-2012
13,581	Other	EVANS CONSTRUCTION CO INC				71.55	553100	EVC21165	CT SITE MAINT 01/02 - 01/08/12	Jan-2012
13,582	Other	EVANS CONSTRUCTION CO INC				57.24	553100	EVC21165	CT SITE MAINT 01/02 - 01/08/12	Jan-2012
13,583	Other	EVANS CONSTRUCTION CO INC				57.24	553100	EVC21165	CT SITE MAINT 01/02 - 01/08/12	Jan-2012
13,584	Other	EVANS CONSTRUCTION CO INC				57.24	553100	EVC21165	CT SITE MAINT 01/02 - 01/08/12	Jan-2012
13,585	Other	EVANS CONSTRUCTION CO INC				57.24	553100	EVC21165	CT SITE MAINT 01/02 - 01/08/12	Jan-2012
13,586	Other	EVANS CONSTRUCTION CO INC				57.24	553100	EVC21165	CT SITE MAINT 01/02 - 01/08/12	Jan-2012
13,587	Other	EVANS CONSTRUCTION CO INC				57.24	553100	EVC21165	CT SITE MAINT 01/02 - 01/08/12	Jan-2012
13,588	Other	EVANS CONSTRUCTION CO INC				57.24	553100	EVC21165	CT SITE MAINT 01/02 - 01/08/12	Jan-2012
13,589	Other	EVANS CONSTRUCTION CO INC				28.62	552100	EVC21165	CT SITE MAINT 01/02 - 01/08/12	Jan-2012
13,590	Other	EVANS CONSTRUCTION CO INC				28.62	553100	EVC21165	CT SITE MAINT 01/02 - 01/08/12	Jan-2012
13,591	Other	EVANS CONSTRUCTION CO INC				28.62	553100	EVC21165	CT SITE MAINT 01/02 - 01/08/12	Jan-2012
13,592	Other	EVANS CONSTRUCTION CO INC				14.31	553100	EVC21165	CT SITE MAINT 01/02 - 01/08/12	Jan-2012
13,593	Other	EVANS CONSTRUCTION CO INC				14.31	553100	EVC21165	CT SITE MAINT 01/02 - 01/08/12	Jan-2012
13,594	Other	EVANS CONSTRUCTION CO INC				14.31	553100	EVC21165	CT SITE MAINT 01/02 - 01/08/12	Jan-2012
13,595	Other	EVANS CONSTRUCTION CO INC				14.31	553100	EVC21165	CT SITE MAINT 01/02 - 01/08/12	Jan-2012
13,596	Other	EVANS CONSTRUCTION CO INC				14.31	553100	EVC21165	CT SITE MAINT 01/02 - 01/08/12	Jan-2012
13,597	Other	EVANS CONSTRUCTION CO INC				14.31	553100	EVC21165	CT SITE MAINT 01/02 - 01/08/12	Jan-2012
13,598	Other	EVANS CONSTRUCTION CO INC				14.31	553100	EVC21165	CT SITE MAINT 01/02 - 01/08/12	Jan-2012
13,599	Other	EVANS CONSTRUCTION CO INC				1,537.47	511100	EVC21166	MAINTENANCE 01/02 - 01/08/12	Jan-2012

KENTUCKY UTILITIES COMPANY
Case No. 2012- 00221
Analysis of Professional Services Expenses For the Test Year

(A)	(B)	(C)	(D)	(E)	(F)	(G)	(H)	(I)		
Line No.	Type	Vendor	Rate Case	Audit	Other	Total	Account	Invoice	Description	Period
13,600	Other	EVANS CONSTRUCTION CO INC				693.12	512017	EVC21166	MAINTENANCE 01/02 - 01/08/12	Jan-2012
13,601	Other	EVANS CONSTRUCTION CO INC				471.84	511100	EVC21166	MAINTENANCE 01/02 - 01/08/12	Jan-2012
13,602	Other	EVANS CONSTRUCTION CO INC				429.30	511100	EVC21166	MAINTENANCE 01/02 - 01/08/12	Jan-2012
13,603	Other	EVANS CONSTRUCTION CO INC				407.70	512005	EVC21166	MAINTENANCE 01/02 - 01/08/12	Jan-2012
13,604	Other	EVANS CONSTRUCTION CO INC				310.15	512017	EVC21166	MAINTENANCE 01/02 - 01/08/12	Jan-2012
13,605	Other	EVANS CONSTRUCTION CO INC				286.20	511100	EVC21166	MAINTENANCE 01/02 - 01/08/12	Jan-2012
13,606	Other	EVANS CONSTRUCTION CO INC				274.21	511100	EVC21166	MAINTENANCE 01/02 - 01/08/12	Jan-2012
13,607	Other	EVANS CONSTRUCTION CO INC				262.22	511100	EVC21166	MAINTENANCE 01/02 - 01/08/12	Jan-2012
13,608	Other	EVANS CONSTRUCTION CO INC				228.96	512100	EVC21166	MAINTENANCE 01/02 - 01/08/12	Jan-2012
13,609	Other	EVANS CONSTRUCTION CO INC				221.61	511100	EVC21166	MAINTENANCE 01/02 - 01/08/12	Jan-2012
13,610	Other	EVANS CONSTRUCTION CO INC				214.65	512100	EVC21166	MAINTENANCE 01/02 - 01/08/12	Jan-2012
13,611	Other	EVANS CONSTRUCTION CO INC				171.72	514100	EVC21166	MAINTENANCE 01/02 - 01/08/12	Jan-2012
13,612	Other	EVANS CONSTRUCTION CO INC				171.72	542100	EVC21166	MAINTENANCE 01/02 - 01/08/12	Jan-2012
13,613	Other	EVANS CONSTRUCTION CO INC				166.70	512100	EVC21166	MAINTENANCE 01/02 - 01/08/12	Jan-2012
13,614	Other	EVANS CONSTRUCTION CO INC				128.79	512100	EVC21166	MAINTENANCE 01/02 - 01/08/12	Jan-2012
13,615	Other	EVANS CONSTRUCTION CO INC				126.46	511100	EVC21166	MAINTENANCE 01/02 - 01/08/12	Jan-2012
13,616	Other	EVANS CONSTRUCTION CO INC				116.94	512017	EVC21166	MAINTENANCE 01/02 - 01/08/12	Jan-2012
13,617	Other	EVANS CONSTRUCTION CO INC				116.94	512017	EVC21166	MAINTENANCE 01/02 - 01/08/12	Jan-2012
13,618	Other	EVANS CONSTRUCTION CO INC				114.48	513100	EVC21166	MAINTENANCE 01/02 - 01/08/12	Jan-2012
13,619	Other	EVANS CONSTRUCTION CO INC				100.17	511100	EVC21166	MAINTENANCE 01/02 - 01/08/12	Jan-2012
13,620	Other	EVANS CONSTRUCTION CO INC				100.17	512100	EVC21166	MAINTENANCE 01/02 - 01/08/12	Jan-2012
13,621	Other	EVANS CONSTRUCTION CO INC				85.86	511100	EVC21166	MAINTENANCE 01/02 - 01/08/12	Jan-2012
13,622	Other	EVANS CONSTRUCTION CO INC				85.86	512005	EVC21166	MAINTENANCE 01/02 - 01/08/12	Jan-2012
13,623	Other	EVANS CONSTRUCTION CO INC				62.03	512055	EVC21166	MAINTENANCE 01/02 - 01/08/12	Jan-2012
13,624	Other	EVANS CONSTRUCTION CO INC				57.24	511100	EVC21166	MAINTENANCE 01/02 - 01/08/12	Jan-2012
13,625	Other	EVANS CONSTRUCTION CO INC				57.24	512055	EVC21166	MAINTENANCE 01/02 - 01/08/12	Jan-2012
13,626	Other	EVANS CONSTRUCTION CO INC				57.24	514100	EVC21166	MAINTENANCE 01/02 - 01/08/12	Jan-2012
13,627	Other	EVANS CONSTRUCTION CO INC				45.25	511100	EVC21166	MAINTENANCE 01/02 - 01/08/12	Jan-2012
13,628	Other	EVANS CONSTRUCTION CO INC				42.93	512100	EVC21166	MAINTENANCE 01/02 - 01/08/12	Jan-2012
13,629	Other	EVANS CONSTRUCTION CO INC				42.93	512100	EVC21166	MAINTENANCE 01/02 - 01/08/12	Jan-2012
13,630	Other	EVANS CONSTRUCTION CO INC				42.93	514100	EVC21166	MAINTENANCE 01/02 - 01/08/12	Jan-2012
13,631	Other	EVANS CONSTRUCTION CO INC				42.93	514100	EVC21166	MAINTENANCE 01/02 - 01/08/12	Jan-2012
13,632	Other	EVANS CONSTRUCTION CO INC				33.41	512017	EVC21166	MAINTENANCE 01/02 - 01/08/12	Jan-2012
13,633	Other	EVANS CONSTRUCTION CO INC				33.41	512017	EVC21166	MAINTENANCE 01/02 - 01/08/12	Jan-2012
13,634	Other	EVANS CONSTRUCTION CO INC				28.62	514100	EVC21166	MAINTENANCE 01/02 - 01/08/12	Jan-2012
13,635	Other	EVANS CONSTRUCTION CO INC				28.62	514100	EVC21166	MAINTENANCE 01/02 - 01/08/12	Jan-2012
13,636	Other	EVANS CONSTRUCTION CO INC				28.62	514100	EVC21166	MAINTENANCE 01/02 - 01/08/12	Jan-2012
13,637	Other	EVANS CONSTRUCTION CO INC				28.62	514100	EVC21166	MAINTENANCE 01/02 - 01/08/12	Jan-2012
13,638	Other	EVANS CONSTRUCTION CO INC				28.62	514100	EVC21166	MAINTENANCE 01/02 - 01/08/12	Jan-2012
13,639	Other	EVANS CONSTRUCTION CO INC				28.62	544100	EVC21166	MAINTENANCE 01/02 - 01/08/12	Jan-2012
13,640	Other	EVANS CONSTRUCTION CO INC				28.62	544100	EVC21166	MAINTENANCE 01/02 - 01/08/12	Jan-2012
13,641	Other	EVANS CONSTRUCTION CO INC				22.63	511100	EVC21166	MAINTENANCE 01/02 - 01/08/12	Jan-2012
13,642	Other	EVANS CONSTRUCTION CO INC				14.31	512005	EVC21166	MAINTENANCE 01/02 - 01/08/12	Jan-2012
13,643	Other	EVANS CONSTRUCTION CO INC				14.31	512005	EVC21166	MAINTENANCE 01/02 - 01/08/12	Jan-2012
13,644	Other	EVANS CONSTRUCTION CO INC				1,732.46	513100	EVC21167	GHEHT FACILITY MAINTENANCE FOR PERIOD 1/9 - 1/15/12	Jan-2012
13,645	Other	EVANS CONSTRUCTION CO INC				688.44	511100	EVC21167	GHEHT FACILITY MAINTENANCE FOR PERIOD 1/9 - 1/15/12	Jan-2012
13,646	Other	EVANS CONSTRUCTION CO INC				649.60	511100	EVC21167	GHEHT FACILITY MAINTENANCE FOR PERIOD 1/9 - 1/15/12	Jan-2012
13,647	Other	EVANS CONSTRUCTION CO INC				593.97	511100	EVC21167	GHEHT FACILITY MAINTENANCE FOR PERIOD 1/9 - 1/15/12	Jan-2012
13,648	Other	EVANS CONSTRUCTION CO INC				434.56	512005	EVC21167	GHEHT FACILITY MAINTENANCE FOR PERIOD 1/9 - 1/15/12	Jan-2012
13,649	Other	EVANS CONSTRUCTION CO INC				383.04	511100	EVC21167	GHEHT FACILITY MAINTENANCE FOR PERIOD 1/9 - 1/15/12	Jan-2012
13,650	Other	EVANS CONSTRUCTION CO INC				257.60	511100	EVC21167	GHEHT FACILITY MAINTENANCE FOR PERIOD 1/9 - 1/15/12	Jan-2012
13,651	Other	EVANS CONSTRUCTION CO INC				53.03	511100	EVC21167	GHEHT FACILITY MAINTENANCE FOR PERIOD 1/9 - 1/15/12	Jan-2012
13,652	Other	EVANS CONSTRUCTION CO INC				26.96	511100	EVC21167	GHEHT FACILITY MAINTENANCE FOR PERIOD 1/9 - 1/15/12	Jan-2012
13,653	Other	EVANS CONSTRUCTION CO INC				2,332.80	512017	EVC21169	GHEHT OUTSIDE MAINTENANCE FOR THE PERIOD 1/9 THRU 1/15/2012	Jan-2012
13,654	Other	EVANS CONSTRUCTION CO INC				1,739.19	502003	EVC21169	GHEHT OUTSIDE MAINTENANCE FOR THE PERIOD 1/9 THRU 1/15/2012	Jan-2012
13,655	Other	EVANS CONSTRUCTION CO INC				1,303.84	512017	EVC21169	GHEHT OUTSIDE MAINTENANCE FOR THE PERIOD 1/9 THRU 1/15/2012	Jan-2012
13,656	Other	EVANS CONSTRUCTION CO INC				1,008.32	511100	EVC21169	GHEHT OUTSIDE MAINTENANCE FOR THE PERIOD 1/9 THRU 1/15/2012	Jan-2012
13,657	Other	EVANS CONSTRUCTION CO INC				672.01	513100	EVC21169	GHEHT OUTSIDE MAINTENANCE FOR THE PERIOD 1/9 THRU 1/15/2012	Jan-2012
13,658	Other	EVANS CONSTRUCTION CO INC				570.08	512100	EVC21169	GHEHT OUTSIDE MAINTENANCE FOR THE PERIOD 1/9 THRU 1/15/2012	Jan-2012
13,659	Other	EVANS CONSTRUCTION CO INC				490.16	511100	EVC21169	GHEHT OUTSIDE MAINTENANCE FOR THE PERIOD 1/9 THRU 1/15/2012	Jan-2012

KENTUCKY UTILITIES COMPANY
Case No. 2012- 00221
Analysis of Professional Services Expenses For the Test Year

(A)	(B)	(C)	(D)	(E)	(F)	(G)	(H)	(I)		
Line No.	Type	Vendor	Rate Case	Audit	Other	Total	Account	Invoice	Description	Period
13,660	Other	EVANS CONSTRUCTION CO INC				338.72	513100	EVC21169	GHENT OUTSIDE MAINTENANCE FOR THE PERIOD 1/9 THRU 1/15/2012	Jan-2012
13,661	Other	EVANS CONSTRUCTION CO INC				244.72	511100	EVC21169	GHENT OUTSIDE MAINTENANCE FOR THE PERIOD 1/9 THRU 1/15/2012	Jan-2012
13,662	Other	EVANS CONSTRUCTION CO INC				244.72	511100	EVC21169	GHENT OUTSIDE MAINTENANCE FOR THE PERIOD 1/9 THRU 1/15/2012	Jan-2012
13,663	Other	EVANS CONSTRUCTION CO INC				240.00	512017	EVC21169	GHENT OUTSIDE MAINTENANCE FOR THE PERIOD 1/9 THRU 1/15/2012	Jan-2012
13,664	Other	EVANS CONSTRUCTION CO INC				238.08	511100	EVC21169	GHENT OUTSIDE MAINTENANCE FOR THE PERIOD 1/9 THRU 1/15/2012	Jan-2012
13,665	Other	EVANS CONSTRUCTION CO INC				238.08	511100	EVC21169	GHENT OUTSIDE MAINTENANCE FOR THE PERIOD 1/9 THRU 1/15/2012	Jan-2012
13,666	Other	EVANS CONSTRUCTION CO INC				238.08	512100	EVC21169	GHENT OUTSIDE MAINTENANCE FOR THE PERIOD 1/9 THRU 1/15/2012	Jan-2012
13,667	Other	EVANS CONSTRUCTION CO INC				204.00	511100	EVC21169	GHENT OUTSIDE MAINTENANCE FOR THE PERIOD 1/9 THRU 1/15/2012	Jan-2012
13,668	Other	EVANS CONSTRUCTION CO INC				204.00	511100	EVC21169	GHENT OUTSIDE MAINTENANCE FOR THE PERIOD 1/9 THRU 1/15/2012	Jan-2012
13,669	Other	EVANS CONSTRUCTION CO INC				204.00	511100	EVC21169	GHENT OUTSIDE MAINTENANCE FOR THE PERIOD 1/9 THRU 1/15/2012	Jan-2012
13,670	Other	EVANS CONSTRUCTION CO INC				148.80	511100	EVC21169	GHENT OUTSIDE MAINTENANCE FOR THE PERIOD 1/9 THRU 1/15/2012	Jan-2012
13,671	Other	EVANS CONSTRUCTION CO INC				144.00	512017	EVC21169	GHENT OUTSIDE MAINTENANCE FOR THE PERIOD 1/9 THRU 1/15/2012	Jan-2012
13,672	Other	EVANS CONSTRUCTION CO INC				127.50	511100	EVC21169	GHENT OUTSIDE MAINTENANCE FOR THE PERIOD 1/9 THRU 1/15/2012	Jan-2012
13,673	Other	EVANS CONSTRUCTION CO INC				119.04	512100	EVC21169	GHENT OUTSIDE MAINTENANCE FOR THE PERIOD 1/9 THRU 1/15/2012	Jan-2012
13,674	Other	EVANS CONSTRUCTION CO INC				119.04	512100	EVC21169	GHENT OUTSIDE MAINTENANCE FOR THE PERIOD 1/9 THRU 1/15/2012	Jan-2012
13,675	Other	EVANS CONSTRUCTION CO INC				119.04	512100	EVC21169	GHENT OUTSIDE MAINTENANCE FOR THE PERIOD 1/9 THRU 1/15/2012	Jan-2012
13,676	Other	EVANS CONSTRUCTION CO INC				119.04	512100	EVC21169	GHENT OUTSIDE MAINTENANCE FOR THE PERIOD 1/9 THRU 1/15/2012	Jan-2012
13,677	Other	EVANS CONSTRUCTION CO INC				119.04	512100	EVC21169	GHENT OUTSIDE MAINTENANCE FOR THE PERIOD 1/9 THRU 1/15/2012	Jan-2012
13,678	Other	EVANS CONSTRUCTION CO INC				102.00	511100	EVC21169	GHENT OUTSIDE MAINTENANCE FOR THE PERIOD 1/9 THRU 1/15/2012	Jan-2012
13,679	Other	EVANS CONSTRUCTION CO INC				102.00	511100	EVC21169	GHENT OUTSIDE MAINTENANCE FOR THE PERIOD 1/9 THRU 1/15/2012	Jan-2012
13,680	Other	EVANS CONSTRUCTION CO INC				89.28	512100	EVC21169	GHENT OUTSIDE MAINTENANCE FOR THE PERIOD 1/9 THRU 1/15/2012	Jan-2012
13,681	Other	EVANS CONSTRUCTION CO INC				89.28	513100	EVC21169	GHENT OUTSIDE MAINTENANCE FOR THE PERIOD 1/9 THRU 1/15/2012	Jan-2012
13,682	Other	EVANS CONSTRUCTION CO INC				76.50	513100	EVC21169	GHENT OUTSIDE MAINTENANCE FOR THE PERIOD 1/9 THRU 1/15/2012	Jan-2012
13,683	Other	EVANS CONSTRUCTION CO INC				48.00	512100	EVC21169	GHENT OUTSIDE MAINTENANCE FOR THE PERIOD 1/9 THRU 1/15/2012	Jan-2012
13,684	Other	EVANS CONSTRUCTION CO INC				29.76	512100	EVC21169	GHENT OUTSIDE MAINTENANCE FOR THE PERIOD 1/9 THRU 1/15/2012	Jan-2012
13,685	Other	EVANS CONSTRUCTION CO INC				19,063.70	511100	EVC21170	PAYMENT OF INVOICE#EVC21170--GHENT JANITORIAL FOR THE MONTH OF JANUARY, 2012	Jan-2012
13,686	Other	EVANS CONSTRUCTION CO INC				5,446.77	511100	EVC21170	PAYMENT OF INVOICE#EVC21170--GHENT JANITORIAL FOR THE MONTH OF JANUARY, 2012	Jan-2012
13,687	Other	EVANS CONSTRUCTION CO INC				2,723.39	511100	EVC21170	PAYMENT OF INVOICE#EVC21170--GHENT JANITORIAL FOR THE MONTH OF JANUARY, 2012	Jan-2012
13,688	Other	EVANS CONSTRUCTION CO INC				2,660.69	511100	EVC21170	PAYMENT OF INVOICE#EVC21170--GHENT JANITORIAL FOR THE MONTH OF JANUARY, 2012	Jan-2012
13,689	Other	EVANS CONSTRUCTION CO INC				386.37	552100	EVC21172	CT SITE MAINT 01/09 - 01/15/12	Feb-2012
13,690	Other	EVANS CONSTRUCTION CO INC				186.03	554100	EVC21172	CT SITE MAINT 01/09 - 01/15/12	Feb-2012
13,691	Other	EVANS CONSTRUCTION CO INC				128.79	552100	EVC21172	CT SITE MAINT 01/09 - 01/15/12	Feb-2012
13,692	Other	EVANS CONSTRUCTION CO INC				42.93	553100	EVC21172	CT SITE MAINT 01/09 - 01/15/12	Feb-2012
13,693	Other	EVANS CONSTRUCTION CO INC				42.93	553100	EVC21172	CT SITE MAINT 01/09 - 01/15/12	Feb-2012
13,694	Other	EVANS CONSTRUCTION CO INC				28.62	553100	EVC21172	CT SITE MAINT 01/09 - 01/15/12	Feb-2012
13,695	Other	EVANS CONSTRUCTION CO INC				28.62	553100	EVC21172	CT SITE MAINT 01/09 - 01/15/12	Feb-2012
13,696	Other	EVANS CONSTRUCTION CO INC				28.62	553100	EVC21172	CT SITE MAINT 01/09 - 01/15/12	Feb-2012
13,697	Other	EVANS CONSTRUCTION CO INC				28.62	553100	EVC21172	CT SITE MAINT 01/09 - 01/15/12	Feb-2012
13,698	Other	EVANS CONSTRUCTION CO INC				28.62	553100	EVC21172	CT SITE MAINT 01/09 - 01/15/12	Feb-2012
13,699	Other	EVANS CONSTRUCTION CO INC				28.62	553100	EVC21172	CT SITE MAINT 01/09 - 01/15/12	Feb-2012
13,700	Other	EVANS CONSTRUCTION CO INC				28.62	553100	EVC21172	CT SITE MAINT 01/09 - 01/15/12	Feb-2012
13,701	Other	EVANS CONSTRUCTION CO INC				28.62	553100	EVC21172	CT SITE MAINT 01/09 - 01/15/12	Feb-2012
13,702	Other	EVANS CONSTRUCTION CO INC				14.31	553100	EVC21172	CT SITE MAINT 01/09 - 01/15/12	Feb-2012
13,703	Other	EVANS CONSTRUCTION CO INC				14.31	553100	EVC21172	CT SITE MAINT 01/09 - 01/15/12	Feb-2012
13,704	Other	EVANS CONSTRUCTION CO INC				14.31	553100	EVC21172	CT SITE MAINT 01/09 - 01/15/12	Feb-2012
13,705	Other	EVANS CONSTRUCTION CO INC				14.31	553100	EVC21172	CT SITE MAINT 01/09 - 01/15/12	Feb-2012
13,706	Other	EVANS CONSTRUCTION CO INC				14.31	553100	EVC21172	CT SITE MAINT 01/09 - 01/15/12	Feb-2012
13,707	Other	EVANS CONSTRUCTION CO INC				1,839.00	511100	EVC21173	MAINTENANCE 01/09 - 01/15/12	Feb-2012
13,708	Other	EVANS CONSTRUCTION CO INC				1,546.63	511100	EVC21173	MAINTENANCE 01/09 - 01/15/12	Feb-2012
13,709	Other	EVANS CONSTRUCTION CO INC				787.05	511100	EVC21173	MAINTENANCE 01/09 - 01/15/12	Feb-2012
13,710	Other	EVANS CONSTRUCTION CO INC				691.60	511100	EVC21173	MAINTENANCE 01/09 - 01/15/12	Feb-2012
13,711	Other	EVANS CONSTRUCTION CO INC				572.40	511100	EVC21173	MAINTENANCE 01/09 - 01/15/12	Feb-2012
13,712	Other	EVANS CONSTRUCTION CO INC				372.06	512055	EVC21173	MAINTENANCE 01/09 - 01/15/12	Feb-2012
13,713	Other	EVANS CONSTRUCTION CO INC				343.95	511100	EVC21173	MAINTENANCE 01/09 - 01/15/12	Feb-2012
13,714	Other	EVANS CONSTRUCTION CO INC				343.44	511100	EVC21173	MAINTENANCE 01/09 - 01/15/12	Feb-2012
13,715	Other	EVANS CONSTRUCTION CO INC				332.42	512055	EVC21173	MAINTENANCE 01/09 - 01/15/12	Feb-2012

KENTUCKY UTILITIES COMPANY
Case No. 2012- 00221
Analysis of Professional Services Expenses For the Test Year

(A)	(B)	(C)	(D)	(E)	(F)	(G)	(H)	(I)		
Line No.	Type	Vendor	Rate Case	Audit	Other	Total	Account	Invoice	Description	Period
13,716	Other	EVANS CONSTRUCTION CO INC				324.52	512017	EVC21173	MAINTENANCE 01/09 - 01/15/12	Feb-2012
13,717	Other	EVANS CONSTRUCTION CO INC				309.80	512017	EVC21173	MAINTENANCE 01/09 - 01/15/12	Feb-2012
13,718	Other	EVANS CONSTRUCTION CO INC				295.48	511100	EVC21173	MAINTENANCE 01/09 - 01/15/12	Feb-2012
13,719	Other	EVANS CONSTRUCTION CO INC				295.48	554100	EVC21173	MAINTENANCE 01/09 - 01/15/12	Feb-2012
13,720	Other	EVANS CONSTRUCTION CO INC				271.89	512100	EVC21173	MAINTENANCE 01/09 - 01/15/12	Feb-2012
13,721	Other	EVANS CONSTRUCTION CO INC				258.55	514100	EVC21173	MAINTENANCE 01/09 - 01/15/12	Feb-2012
13,722	Other	EVANS CONSTRUCTION CO INC				250.23	511100	EVC21173	MAINTENANCE 01/09 - 01/15/12	Feb-2012
13,723	Other	EVANS CONSTRUCTION CO INC				247.84	511100	EVC21173	MAINTENANCE 01/09 - 01/15/12	Feb-2012
13,724	Other	EVANS CONSTRUCTION CO INC				214.65	512100	EVC21173	MAINTENANCE 01/09 - 01/15/12	Feb-2012
13,725	Other	EVANS CONSTRUCTION CO INC				147.74	511100	EVC21173	MAINTENANCE 01/09 - 01/15/12	Feb-2012
13,726	Other	EVANS CONSTRUCTION CO INC				143.10	512100	EVC21173	MAINTENANCE 01/09 - 01/15/12	Feb-2012
13,727	Other	EVANS CONSTRUCTION CO INC				143.10	542100	EVC21173	MAINTENANCE 01/09 - 01/15/12	Feb-2012
13,728	Other	EVANS CONSTRUCTION CO INC				128.79	512055	EVC21173	MAINTENANCE 01/09 - 01/15/12	Feb-2012
13,729	Other	EVANS CONSTRUCTION CO INC				128.79	512100	EVC21173	MAINTENANCE 01/09 - 01/15/12	Feb-2012
13,730	Other	EVANS CONSTRUCTION CO INC				128.79	512100	EVC21173	MAINTENANCE 01/09 - 01/15/12	Feb-2012
13,731	Other	EVANS CONSTRUCTION CO INC				114.48	512100	EVC21173	MAINTENANCE 01/09 - 01/15/12	Feb-2012
13,732	Other	EVANS CONSTRUCTION CO INC				114.48	514100	EVC21173	MAINTENANCE 01/09 - 01/15/12	Feb-2012
13,733	Other	EVANS CONSTRUCTION CO INC				85.86	512100	EVC21173	MAINTENANCE 01/09 - 01/15/12	Feb-2012
13,734	Other	EVANS CONSTRUCTION CO INC				71.55	511100	EVC21173	MAINTENANCE 01/09 - 01/15/12	Feb-2012
13,735	Other	EVANS CONSTRUCTION CO INC				71.55	512100	EVC21173	MAINTENANCE 01/09 - 01/15/12	Feb-2012
13,736	Other	EVANS CONSTRUCTION CO INC				71.55	513100	EVC21173	MAINTENANCE 01/09 - 01/15/12	Feb-2012
13,737	Other	EVANS CONSTRUCTION CO INC				62.03	511100	EVC21173	MAINTENANCE 01/09 - 01/15/12	Feb-2012
13,738	Other	EVANS CONSTRUCTION CO INC				62.03	512017	EVC21173	MAINTENANCE 01/09 - 01/15/12	Feb-2012
13,739	Other	EVANS CONSTRUCTION CO INC				62.03	512017	EVC21173	MAINTENANCE 01/09 - 01/15/12	Feb-2012
13,740	Other	EVANS CONSTRUCTION CO INC				57.24	512055	EVC21173	MAINTENANCE 01/09 - 01/15/12	Feb-2012
13,741	Other	EVANS CONSTRUCTION CO INC				57.24	512100	EVC21173	MAINTENANCE 01/09 - 01/15/12	Feb-2012
13,742	Other	EVANS CONSTRUCTION CO INC				57.24	512100	EVC21173	MAINTENANCE 01/09 - 01/15/12	Feb-2012
13,743	Other	EVANS CONSTRUCTION CO INC				57.24	544100	EVC21173	MAINTENANCE 01/09 - 01/15/12	Feb-2012
13,744	Other	EVANS CONSTRUCTION CO INC				57.24	545100	EVC21173	MAINTENANCE 01/09 - 01/15/12	Feb-2012
13,745	Other	EVANS CONSTRUCTION CO INC				42.93	514100	EVC21173	MAINTENANCE 01/09 - 01/15/12	Feb-2012
13,746	Other	EVANS CONSTRUCTION CO INC				28.62	511100	EVC21173	MAINTENANCE 01/09 - 01/15/12	Feb-2012
13,747	Other	EVANS CONSTRUCTION CO INC				28.62	514100	EVC21173	MAINTENANCE 01/09 - 01/15/12	Feb-2012
13,748	Other	EVANS CONSTRUCTION CO INC				28.62	514100	EVC21173	MAINTENANCE 01/09 - 01/15/12	Feb-2012
13,749	Other	EVANS CONSTRUCTION CO INC				28.62	514100	EVC21173	MAINTENANCE 01/09 - 01/15/12	Feb-2012
13,750	Other	EVANS CONSTRUCTION CO INC				28.62	514100	EVC21173	MAINTENANCE 01/09 - 01/15/12	Feb-2012
13,751	Other	EVANS CONSTRUCTION CO INC				28.62	542100	EVC21173	MAINTENANCE 01/09 - 01/15/12	Feb-2012
13,752	Other	EVANS CONSTRUCTION CO INC				28.62	544100	EVC21173	MAINTENANCE 01/09 - 01/15/12	Feb-2012
13,753	Other	EVANS CONSTRUCTION CO INC				28.62	544100	EVC21173	MAINTENANCE 01/09 - 01/15/12	Feb-2012
13,754	Other	EVANS CONSTRUCTION CO INC				28.62	545100	EVC21173	MAINTENANCE 01/09 - 01/15/12	Feb-2012
13,755	Other	EVANS CONSTRUCTION CO INC				14.31	545100	EVC21173	MAINTENANCE 01/09 - 01/15/12	Feb-2012
13,756	Other	EVANS CONSTRUCTION CO INC				14.31	545100	EVC21173	MAINTENANCE 01/09 - 01/15/12	Feb-2012
13,757	Other	EVANS CONSTRUCTION CO INC				1,754.18	511100	EVC21174	PAYMENT OF INVOICE #EVC21174--GHENT FACILITY MAINTENANCE FOR THE PERIOD 1/16/12 THRU 1/22/12	Feb-2012
13,758	Other	EVANS CONSTRUCTION CO INC				1,015.95	513100	EVC21174	PAYMENT OF INVOICE #EVC21174--GHENT FACILITY MAINTENANCE FOR THE PERIOD 1/16/12 THRU 1/22/12	Feb-2012
13,759	Other	EVANS CONSTRUCTION CO INC				386.40	514100	EVC21174	PAYMENT OF INVOICE #EVC21174--GHENT FACILITY MAINTENANCE FOR THE PERIOD 1/16/12 THRU 1/22/12	Feb-2012
13,760	Other	EVANS CONSTRUCTION CO INC				247.57	512100	EVC21174	PAYMENT OF INVOICE #EVC21174--GHENT FACILITY MAINTENANCE FOR THE PERIOD 1/16/12 THRU 1/22/12	Feb-2012
13,761	Other	EVANS CONSTRUCTION CO INC				239.40	511100	EVC21174	PAYMENT OF INVOICE #EVC21174--GHENT FACILITY MAINTENANCE FOR THE PERIOD 1/16/12 THRU 1/22/12	Feb-2012
13,762	Other	EVANS CONSTRUCTION CO INC				219.99	512100	EVC21174	PAYMENT OF INVOICE #EVC21174--GHENT FACILITY MAINTENANCE FOR THE PERIOD 1/16/12 THRU 1/22/12	Feb-2012
13,763	Other	EVANS CONSTRUCTION CO INC				154.56	511100	EVC21174	PAYMENT OF INVOICE #EVC21174--GHENT FACILITY MAINTENANCE FOR THE PERIOD 1/16/12 THRU 1/22/12	Feb-2012
13,764	Other	EVANS CONSTRUCTION CO INC				128.80	512100	EVC21174	PAYMENT OF INVOICE #EVC21174--GHENT FACILITY MAINTENANCE FOR THE PERIOD 1/16/12 THRU 1/22/12	Feb-2012
13,765	Other	EVANS CONSTRUCTION CO INC				103.04	512152	EVC21174	PAYMENT OF INVOICE #EVC21174--GHENT FACILITY MAINTENANCE FOR THE PERIOD 1/16/12 THRU 1/22/12	Feb-2012

KENTUCKY UTILITIES COMPANY
Case No. 2012- 00221
Analysis of Professional Services Expenses For the Test Year

(A)	(B)	(C)	(D)	(E)	(F)	(G)	(H)	(I)		
Line No.	Type	Vendor	Rate Case	Audit	Other	Total	Account	Invoice	Description	Period
13,766	Other	EVANS CONSTRUCTION CO INC				100.91	512005	EVC21174	PAYMENT OF INVOICE #EVC21174--GHENT FACILITY MAINTENANCE FOR THE PERIOD 1/16/12 THRU 1/22/12	Feb-2012
13,767	Other	EVANS CONSTRUCTION CO INC				100.91	512005	EVC21174	PAYMENT OF INVOICE #EVC21174--GHENT FACILITY MAINTENANCE FOR THE PERIOD 1/16/12 THRU 1/22/12	Feb-2012
13,768	Other	EVANS CONSTRUCTION CO INC				95.76	511100	EVC21174	PAYMENT OF INVOICE #EVC21174--GHENT FACILITY MAINTENANCE FOR THE PERIOD 1/16/12 THRU 1/22/12	Feb-2012
13,769	Other	EVANS CONSTRUCTION CO INC				51.52	511100	EVC21174	PAYMENT OF INVOICE #EVC21174--GHENT FACILITY MAINTENANCE FOR THE PERIOD 1/16/12 THRU 1/22/12	Feb-2012
13,770	Other	EVANS CONSTRUCTION CO INC				47.88	512100	EVC21174	PAYMENT OF INVOICE #EVC21174--GHENT FACILITY MAINTENANCE FOR THE PERIOD 1/16/12 THRU 1/22/12	Feb-2012
13,771	Other	EVANS CONSTRUCTION CO INC				11.97	511100	EVC21174	PAYMENT OF INVOICE #EVC21174--GHENT FACILITY MAINTENANCE FOR THE PERIOD 1/16/12 THRU 1/22/12	Feb-2012
13,772	Other	EVANS CONSTRUCTION CO INC				3,274.36	512017	EVC21176	PAYMENT OF INVOICE #EVC21176--GHENT OUTSIDE MAINTENANCE FOR THE PERIOD 1/16 THRU 1/22/12	Feb-2012
13,773	Other	EVANS CONSTRUCTION CO INC				2,070.66	502003	EVC21176	PAYMENT OF INVOICE #EVC21176--GHENT OUTSIDE MAINTENANCE FOR THE PERIOD 1/16 THRU 1/22/12	Feb-2012
13,774	Other	EVANS CONSTRUCTION CO INC				1,254.60	511100	EVC21176	PAYMENT OF INVOICE #EVC21176--GHENT OUTSIDE MAINTENANCE FOR THE PERIOD 1/16 THRU 1/22/12	Feb-2012
13,775	Other	EVANS CONSTRUCTION CO INC				777.60	511100	EVC21176	PAYMENT OF INVOICE #EVC21176--GHENT OUTSIDE MAINTENANCE FOR THE PERIOD 1/16 THRU 1/22/12	Feb-2012
13,776	Other	EVANS CONSTRUCTION CO INC				648.00	512017	EVC21176	PAYMENT OF INVOICE #EVC21176--GHENT OUTSIDE MAINTENANCE FOR THE PERIOD 1/16 THRU 1/22/12	Feb-2012
13,777	Other	EVANS CONSTRUCTION CO INC				514.84	512017	EVC21176	PAYMENT OF INVOICE #EVC21176--GHENT OUTSIDE MAINTENANCE FOR THE PERIOD 1/16 THRU 1/22/12	Feb-2012
13,778	Other	EVANS CONSTRUCTION CO INC				504.16	511100	EVC21176	PAYMENT OF INVOICE #EVC21176--GHENT OUTSIDE MAINTENANCE FOR THE PERIOD 1/16 THRU 1/22/12	Feb-2012
13,779	Other	EVANS CONSTRUCTION CO INC				490.16	511100	EVC21176	PAYMENT OF INVOICE #EVC21176--GHENT OUTSIDE MAINTENANCE FOR THE PERIOD 1/16 THRU 1/22/12	Feb-2012
13,780	Other	EVANS CONSTRUCTION CO INC				489.44	511100	EVC21176	PAYMENT OF INVOICE #EVC21176--GHENT OUTSIDE MAINTENANCE FOR THE PERIOD 1/16 THRU 1/22/12	Feb-2012
13,781	Other	EVANS CONSTRUCTION CO INC				292.80	512005	EVC21176	PAYMENT OF INVOICE #EVC21176--GHENT OUTSIDE MAINTENANCE FOR THE PERIOD 1/16 THRU 1/22/12	Feb-2012
13,782	Other	EVANS CONSTRUCTION CO INC				244.72	511100	EVC21176	PAYMENT OF INVOICE #EVC21176--GHENT OUTSIDE MAINTENANCE FOR THE PERIOD 1/16 THRU 1/22/12	Feb-2012
13,783	Other	EVANS CONSTRUCTION CO INC				238.08	511100	EVC21176	PAYMENT OF INVOICE #EVC21176--GHENT OUTSIDE MAINTENANCE FOR THE PERIOD 1/16 THRU 1/22/12	Feb-2012
13,784	Other	EVANS CONSTRUCTION CO INC				238.08	511100	EVC21176	PAYMENT OF INVOICE #EVC21176--GHENT OUTSIDE MAINTENANCE FOR THE PERIOD 1/16 THRU 1/22/12	Feb-2012
13,785	Other	EVANS CONSTRUCTION CO INC				238.08	512100	EVC21176	PAYMENT OF INVOICE #EVC21176--GHENT OUTSIDE MAINTENANCE FOR THE PERIOD 1/16 THRU 1/22/12	Feb-2012
13,786	Other	EVANS CONSTRUCTION CO INC				238.08	512100	EVC21176	PAYMENT OF INVOICE #EVC21176--GHENT OUTSIDE MAINTENANCE FOR THE PERIOD 1/16 THRU 1/22/12	Feb-2012
13,787	Other	EVANS CONSTRUCTION CO INC				238.08	512100	EVC21176	PAYMENT OF INVOICE #EVC21176--GHENT OUTSIDE MAINTENANCE FOR THE PERIOD 1/16 THRU 1/22/12	Feb-2012
13,788	Other	EVANS CONSTRUCTION CO INC				225.03	511100	EVC21176	PAYMENT OF INVOICE #EVC21176--GHENT OUTSIDE MAINTENANCE FOR THE PERIOD 1/16 THRU 1/22/12	Feb-2012
13,789	Other	EVANS CONSTRUCTION CO INC				208.32	512100	EVC21176	PAYMENT OF INVOICE #EVC21176--GHENT OUTSIDE MAINTENANCE FOR THE PERIOD 1/16 THRU 1/22/12	Feb-2012
13,790	Other	EVANS CONSTRUCTION CO INC				204.00	511100	EVC21176	PAYMENT OF INVOICE #EVC21176--GHENT OUTSIDE MAINTENANCE FOR THE PERIOD 1/16 THRU 1/22/12	Feb-2012
13,791	Other	EVANS CONSTRUCTION CO INC				204.00	511100	EVC21176	PAYMENT OF INVOICE #EVC21176--GHENT OUTSIDE MAINTENANCE FOR THE PERIOD 1/16 THRU 1/22/12	Feb-2012
13,792	Other	EVANS CONSTRUCTION CO INC				119.04	511100	EVC21176	PAYMENT OF INVOICE #EVC21176--GHENT OUTSIDE MAINTENANCE FOR THE PERIOD 1/16 THRU 1/22/12	Feb-2012
13,793	Other	EVANS CONSTRUCTION CO INC				119.04	511100	EVC21176	PAYMENT OF INVOICE #EVC21176--GHENT OUTSIDE MAINTENANCE FOR THE PERIOD 1/16 THRU 1/22/12	Feb-2012
13,794	Other	EVANS CONSTRUCTION CO INC				119.04	512100	EVC21176	PAYMENT OF INVOICE #EVC21176--GHENT OUTSIDE MAINTENANCE FOR THE PERIOD 1/16 THRU 1/22/12	Feb-2012
13,795	Other	EVANS CONSTRUCTION CO INC				96.00	512017	EVC21176	PAYMENT OF INVOICE #EVC21176--GHENT OUTSIDE MAINTENANCE FOR THE PERIOD 1/16 THRU 1/22/12	Feb-2012

KENTUCKY UTILITIES COMPANY
Case No. 2012- 00221
Analysis of Professional Services Expenses For the Test Year

(A)	(B)	(C)	(D)	(E)	(F)	(G)	(H)	(I)		
Line No.	Type	Vendor	Rate Case	Audit	Other	Total	Account	Invoice	Description	Period
13,796	Other	EVANS CONSTRUCTION CO INC				59.52	512100	EVC21176	PAYMENT OF INVOICE #EVC21176--GHENT OUTSIDE MAINTENANCE FOR THE PERIOD 1/16 THRU 1/22/12	Feb-2012
13,797	Other	EVANS CONSTRUCTION CO INC				59.52	512100	EVC21176	PAYMENT OF INVOICE #EVC21176--GHENT OUTSIDE MAINTENANCE FOR THE PERIOD 1/16 THRU 1/22/12	Feb-2012
13,798	Other	EVANS CONSTRUCTION CO INC				48.00	511100	EVC21176	PAYMENT OF INVOICE #EVC21176--GHENT OUTSIDE MAINTENANCE FOR THE PERIOD 1/16 THRU 1/22/12	Feb-2012
13,799	Other	EVANS CONSTRUCTION CO INC				48.00	511100	EVC21176	PAYMENT OF INVOICE #EVC21176--GHENT OUTSIDE MAINTENANCE FOR THE PERIOD 1/16 THRU 1/22/12	Feb-2012
13,800	Other	EVANS CONSTRUCTION CO INC				29.76	512100	EVC21176	PAYMENT OF INVOICE #EVC21176--GHENT OUTSIDE MAINTENANCE FOR THE PERIOD 1/16 THRU 1/22/12	Feb-2012
13,801	Other	EVANS CONSTRUCTION CO INC				400.68	552100	EVC21178	CT SITE MAINT 01/16 - 01/22/12	Feb-2012
13,802	Other	EVANS CONSTRUCTION CO INC				186.03	552100	EVC21178	CT SITE MAINT 01/16 - 01/22/12	Feb-2012
13,803	Other	EVANS CONSTRUCTION CO INC				186.03	554100	EVC21178	CT SITE MAINT 01/16 - 01/22/12	Feb-2012
13,804	Other	EVANS CONSTRUCTION CO INC				114.48	552100	EVC21178	CT SITE MAINT 01/16 - 01/22/12	Feb-2012
13,805	Other	EVANS CONSTRUCTION CO INC				114.48	553100	EVC21178	CT SITE MAINT 01/16 - 01/22/12	Feb-2012
13,806	Other	EVANS CONSTRUCTION CO INC				100.17	554100	EVC21178	CT SITE MAINT 01/16 - 01/22/12	Feb-2012
13,807	Other	EVANS CONSTRUCTION CO INC				42.93	552100	EVC21178	CT SITE MAINT 01/16 - 01/22/12	Feb-2012
13,808	Other	EVANS CONSTRUCTION CO INC				2,186.52	511100	EVC21179	EW BROWN MAINTENANCE 01/16 - 01/22/12	Feb-2012
13,809	Other	EVANS CONSTRUCTION CO INC				1,122.54	511100	EVC21179	EW BROWN MAINTENANCE 01/16 - 01/22/12	Feb-2012
13,810	Other	EVANS CONSTRUCTION CO INC				944.46	511100	EVC21179	EW BROWN MAINTENANCE 01/16 - 01/22/12	Feb-2012
13,811	Other	EVANS CONSTRUCTION CO INC				621.51	512017	EVC21179	EW BROWN MAINTENANCE 01/16 - 01/22/12	Feb-2012
13,812	Other	EVANS CONSTRUCTION CO INC				589.29	511100	EVC21179	EW BROWN MAINTENANCE 01/16 - 01/22/12	Feb-2012
13,813	Other	EVANS CONSTRUCTION CO INC				543.78	512055	EVC21179	EW BROWN MAINTENANCE 01/16 - 01/22/12	Feb-2012
13,814	Other	EVANS CONSTRUCTION CO INC				329.13	511100	EVC21179	EW BROWN MAINTENANCE 01/16 - 01/22/12	Feb-2012
13,815	Other	EVANS CONSTRUCTION CO INC				328.74	514100	EVC21179	EW BROWN MAINTENANCE 01/16 - 01/22/12	Feb-2012
13,816	Other	EVANS CONSTRUCTION CO INC				317.18	512100	EVC21179	EW BROWN MAINTENANCE 01/16 - 01/22/12	Feb-2012
13,817	Other	EVANS CONSTRUCTION CO INC				281.53	512017	EVC21179	EW BROWN MAINTENANCE 01/16 - 01/22/12	Feb-2012
13,818	Other	EVANS CONSTRUCTION CO INC				243.27	513100	EVC21179	EW BROWN MAINTENANCE 01/16 - 01/22/12	Feb-2012
13,819	Other	EVANS CONSTRUCTION CO INC				221.61	554100	EVC21179	EW BROWN MAINTENANCE 01/16 - 01/22/12	Feb-2012
13,820	Other	EVANS CONSTRUCTION CO INC				217.11	511100	EVC21179	EW BROWN MAINTENANCE 01/16 - 01/22/12	Feb-2012
13,821	Other	EVANS CONSTRUCTION CO INC				214.65	511100	EVC21179	EW BROWN MAINTENANCE 01/16 - 01/22/12	Feb-2012
13,822	Other	EVANS CONSTRUCTION CO INC				186.03	512100	EVC21179	EW BROWN MAINTENANCE 01/16 - 01/22/12	Feb-2012
13,823	Other	EVANS CONSTRUCTION CO INC				143.10	512100	EVC21179	EW BROWN MAINTENANCE 01/16 - 01/22/12	Feb-2012
13,824	Other	EVANS CONSTRUCTION CO INC				143.10	512100	EVC21179	EW BROWN MAINTENANCE 01/16 - 01/22/12	Feb-2012
13,825	Other	EVANS CONSTRUCTION CO INC				85.86	512100	EVC21179	EW BROWN MAINTENANCE 01/16 - 01/22/12	Feb-2012
13,826	Other	EVANS CONSTRUCTION CO INC				85.86	512100	EVC21179	EW BROWN MAINTENANCE 01/16 - 01/22/12	Feb-2012
13,827	Other	EVANS CONSTRUCTION CO INC				85.86	512100	EVC21179	EW BROWN MAINTENANCE 01/16 - 01/22/12	Feb-2012
13,828	Other	EVANS CONSTRUCTION CO INC				85.86	514100	EVC21179	EW BROWN MAINTENANCE 01/16 - 01/22/12	Feb-2012
13,829	Other	EVANS CONSTRUCTION CO INC				85.86	544100	EVC21179	EW BROWN MAINTENANCE 01/16 - 01/22/12	Feb-2012
13,830	Other	EVANS CONSTRUCTION CO INC				85.86	542100	EVC21179	EW BROWN MAINTENANCE 01/16 - 01/22/12	Feb-2012
13,831	Other	EVANS CONSTRUCTION CO INC				73.87	511100	EVC21179	EW BROWN MAINTENANCE 01/16 - 01/22/12	Feb-2012
13,832	Other	EVANS CONSTRUCTION CO INC				73.87	554100	EVC21179	EW BROWN MAINTENANCE 01/16 - 01/22/12	Feb-2012
13,833	Other	EVANS CONSTRUCTION CO INC				73.87	554100	EVC21179	EW BROWN MAINTENANCE 01/16 - 01/22/12	Feb-2012
13,834	Other	EVANS CONSTRUCTION CO INC				71.55	511100	EVC21179	EW BROWN MAINTENANCE 01/16 - 01/22/12	Feb-2012
13,835	Other	EVANS CONSTRUCTION CO INC				71.55	512100	EVC21179	EW BROWN MAINTENANCE 01/16 - 01/22/12	Feb-2012
13,836	Other	EVANS CONSTRUCTION CO INC				71.55	512100	EVC21179	EW BROWN MAINTENANCE 01/16 - 01/22/12	Feb-2012
13,837	Other	EVANS CONSTRUCTION CO INC				71.55	512100	EVC21179	EW BROWN MAINTENANCE 01/16 - 01/22/12	Feb-2012
13,838	Other	EVANS CONSTRUCTION CO INC				71.55	512100	EVC21179	EW BROWN MAINTENANCE 01/16 - 01/22/12	Feb-2012
13,839	Other	EVANS CONSTRUCTION CO INC				71.55	512100	EVC21179	EW BROWN MAINTENANCE 01/16 - 01/22/12	Feb-2012
13,840	Other	EVANS CONSTRUCTION CO INC				62.03	512017	EVC21179	EW BROWN MAINTENANCE 01/16 - 01/22/12	Feb-2012
13,841	Other	EVANS CONSTRUCTION CO INC				62.03	512017	EVC21179	EW BROWN MAINTENANCE 01/16 - 01/22/12	Feb-2012
13,842	Other	EVANS CONSTRUCTION CO INC				57.24	511100	EVC21179	EW BROWN MAINTENANCE 01/16 - 01/22/12	Feb-2012
13,843	Other	EVANS CONSTRUCTION CO INC				57.24	512055	EVC21179	EW BROWN MAINTENANCE 01/16 - 01/22/12	Feb-2012
13,844	Other	EVANS CONSTRUCTION CO INC				57.24	512055	EVC21179	EW BROWN MAINTENANCE 01/16 - 01/22/12	Feb-2012
13,845	Other	EVANS CONSTRUCTION CO INC				57.24	512100	EVC21179	EW BROWN MAINTENANCE 01/16 - 01/22/12	Feb-2012
13,846	Other	EVANS CONSTRUCTION CO INC				42.93	512100	EVC21179	EW BROWN MAINTENANCE 01/16 - 01/22/12	Feb-2012
13,847	Other	EVANS CONSTRUCTION CO INC				42.93	512100	EVC21179	EW BROWN MAINTENANCE 01/16 - 01/22/12	Feb-2012
13,848	Other	EVANS CONSTRUCTION CO INC				42.93	514100	EVC21179	EW BROWN MAINTENANCE 01/16 - 01/22/12	Feb-2012
13,849	Other	EVANS CONSTRUCTION CO INC				42.93	542100	EVC21179	EW BROWN MAINTENANCE 01/16 - 01/22/12	Feb-2012
13,850	Other	EVANS CONSTRUCTION CO INC				28.62	512055	EVC21179	EW BROWN MAINTENANCE 01/16 - 01/22/12	Feb-2012

KENTUCKY UTILITIES COMPANY
Case No. 2012- 00221
Analysis of Professional Services Expenses For the Test Year

(A)	(B)	(C)	(D)	(E)	(F)	(G)	(H)	(I)		
Line No.	Type	Vendor	Rate Case	Audit	Other	Total	Account	Invoice	Description	Period
13,851	Other	EVANS CONSTRUCTION CO INC				28.62	512100	EVC21179	EW BROWN MAINTENANCE 01/16 - 01/22/12	Feb-2012
13,852	Other	EVANS CONSTRUCTION CO INC				28.62	512100	EVC21179	EW BROWN MAINTENANCE 01/16 - 01/22/12	Feb-2012
13,853	Other	EVANS CONSTRUCTION CO INC				28.62	512100	EVC21179	EW BROWN MAINTENANCE 01/16 - 01/22/12	Feb-2012
13,854	Other	EVANS CONSTRUCTION CO INC				28.62	513100	EVC21179	EW BROWN MAINTENANCE 01/16 - 01/22/12	Feb-2012
13,855	Other	EVANS CONSTRUCTION CO INC				28.62	514100	EVC21179	EW BROWN MAINTENANCE 01/16 - 01/22/12	Feb-2012
13,856	Other	EVANS CONSTRUCTION CO INC				28.62	514100	EVC21179	EW BROWN MAINTENANCE 01/16 - 01/22/12	Feb-2012
13,857	Other	EVANS CONSTRUCTION CO INC				28.62	514100	EVC21179	EW BROWN MAINTENANCE 01/16 - 01/22/12	Feb-2012
13,858	Other	EVANS CONSTRUCTION CO INC				28.62	514100	EVC21179	EW BROWN MAINTENANCE 01/16 - 01/22/12	Feb-2012
13,859	Other	EVANS CONSTRUCTION CO INC				28.62	514100	EVC21179	EW BROWN MAINTENANCE 01/16 - 01/22/12	Feb-2012
13,860	Other	EVANS CONSTRUCTION CO INC				28.62	514100	EVC21179	EW BROWN MAINTENANCE 01/16 - 01/22/12	Feb-2012
13,861	Other	EVANS CONSTRUCTION CO INC				28.62	514100	EVC21179	EW BROWN MAINTENANCE 01/16 - 01/22/12	Feb-2012
13,862	Other	EVANS CONSTRUCTION CO INC				28.62	514100	EVC21179	EW BROWN MAINTENANCE 01/16 - 01/22/12	Feb-2012
13,863	Other	EVANS CONSTRUCTION CO INC				28.62	514100	EVC21179	EW BROWN MAINTENANCE 01/16 - 01/22/12	Feb-2012
13,864	Other	EVANS CONSTRUCTION CO INC				28.62	542100	EVC21179	EW BROWN MAINTENANCE 01/16 - 01/22/12	Feb-2012
13,865	Other	EVANS CONSTRUCTION CO INC				28.62	542100	EVC21179	EW BROWN MAINTENANCE 01/16 - 01/22/12	Feb-2012
13,866	Other	EVANS CONSTRUCTION CO INC				28.62	544100	EVC21179	EW BROWN MAINTENANCE 01/16 - 01/22/12	Feb-2012
13,867	Other	EVANS CONSTRUCTION CO INC				28.62	545100	EVC21179	EW BROWN MAINTENANCE 01/16 - 01/22/12	Feb-2012
13,868	Other	EVANS CONSTRUCTION CO INC				14.31	511100	EVC21179	EW BROWN MAINTENANCE 01/16 - 01/22/12	Feb-2012
13,869	Other	EVANS CONSTRUCTION CO INC				14.31	514100	EVC21179	EW BROWN MAINTENANCE 01/16 - 01/22/12	Feb-2012
13,870	Other	EVANS CONSTRUCTION CO INC				14.31	514100	EVC21179	EW BROWN MAINTENANCE 01/16 - 01/22/12	Feb-2012
13,871	Other	EVANS CONSTRUCTION CO INC				14.31	545100	EVC21179	EW BROWN MAINTENANCE 01/16 - 01/22/12	Feb-2012
13,872	Other	EVANS CONSTRUCTION CO INC				14.31	545100	EVC21179	EW BROWN MAINTENANCE 01/16 - 01/22/12	Feb-2012
13,873	Other	EVANS CONSTRUCTION CO INC				1,779.85	511100	EVC21180	PAYMENT OF INVOICE #EVC21180--GHENT FACILITY MAINTENANCE FOR THE PERIOD 1/23 THRU 1/29/12	Feb-2012
13,874	Other	EVANS CONSTRUCTION CO INC				1,256.08	511100	EVC21180	PAYMENT OF INVOICE #EVC21180--GHENT FACILITY MAINTENANCE FOR THE PERIOD 1/23 THRU 1/29/12	Feb-2012
13,875	Other	EVANS CONSTRUCTION CO INC				271.26	512152	EVC21180	PAYMENT OF INVOICE #EVC21180--GHENT FACILITY MAINTENANCE FOR THE PERIOD 1/23 THRU 1/29/12	Feb-2012
13,876	Other	EVANS CONSTRUCTION CO INC				262.50	512100	EVC21180	PAYMENT OF INVOICE #EVC21180--GHENT FACILITY MAINTENANCE FOR THE PERIOD 1/23 THRU 1/29/12	Feb-2012
13,877	Other	EVANS CONSTRUCTION CO INC				79.28	512100	EVC21180	PAYMENT OF INVOICE #EVC21180--GHENT FACILITY MAINTENANCE FOR THE PERIOD 1/23 THRU 1/29/12	Feb-2012
13,878	Other	EVANS CONSTRUCTION CO INC				50.87	511100	EVC21180	PAYMENT OF INVOICE #EVC21180--GHENT FACILITY MAINTENANCE FOR THE PERIOD 1/23 THRU 1/29/12	Feb-2012
13,879	Other	EVANS CONSTRUCTION CO INC				50.87	511100	EVC21180	PAYMENT OF INVOICE #EVC21180--GHENT FACILITY MAINTENANCE FOR THE PERIOD 1/23 THRU 1/29/12	Feb-2012
13,880	Other	EVANS CONSTRUCTION CO INC				2,181.68	512017	EVC21182	PAYMENT OF INVOICE #EVC21182--GHENT OUTSIDE MAINTENANCE FOR THE PERIOD 1/23 THRU 1/29/12	Feb-2012
13,881	Other	EVANS CONSTRUCTION CO INC				1,753.16	502003	EVC21182	PAYMENT OF INVOICE #EVC21182--GHENT OUTSIDE MAINTENANCE FOR THE PERIOD 1/23 THRU 1/29/12	Feb-2012
13,882	Other	EVANS CONSTRUCTION CO INC				997.69	511100	EVC21182	PAYMENT OF INVOICE #EVC21182--GHENT OUTSIDE MAINTENANCE FOR THE PERIOD 1/23 THRU 1/29/12	Feb-2012
13,883	Other	EVANS CONSTRUCTION CO INC				846.80	513100	EVC21182	PAYMENT OF INVOICE #EVC21182--GHENT OUTSIDE MAINTENANCE FOR THE PERIOD 1/23 THRU 1/29/12	Feb-2012
13,884	Other	EVANS CONSTRUCTION CO INC				800.88	512017	EVC21182	PAYMENT OF INVOICE #EVC21182--GHENT OUTSIDE MAINTENANCE FOR THE PERIOD 1/23 THRU 1/29/12	Feb-2012
13,885	Other	EVANS CONSTRUCTION CO INC				504.08	511100	EVC21182	PAYMENT OF INVOICE #EVC21182--GHENT OUTSIDE MAINTENANCE FOR THE PERIOD 1/23 THRU 1/29/12	Feb-2012
13,886	Other	EVANS CONSTRUCTION CO INC				504.08	511100	EVC21182	PAYMENT OF INVOICE #EVC21182--GHENT OUTSIDE MAINTENANCE FOR THE PERIOD 1/23 THRU 1/29/12	Feb-2012
13,887	Other	EVANS CONSTRUCTION CO INC				490.40	511100	EVC21182	PAYMENT OF INVOICE #EVC21182--GHENT OUTSIDE MAINTENANCE FOR THE PERIOD 1/23 THRU 1/29/12	Feb-2012
13,888	Other	EVANS CONSTRUCTION CO INC				367.71	511100	EVC21182	PAYMENT OF INVOICE #EVC21182--GHENT OUTSIDE MAINTENANCE FOR THE PERIOD 1/23 THRU 1/29/12	Feb-2012
13,889	Other	EVANS CONSTRUCTION CO INC				348.88	511100	EVC21182	PAYMENT OF INVOICE #EVC21182--GHENT OUTSIDE MAINTENANCE FOR THE PERIOD 1/23 THRU 1/29/12	Feb-2012
13,890	Other	EVANS CONSTRUCTION CO INC				313.47	511100	EVC21182	PAYMENT OF INVOICE #EVC21182--GHENT OUTSIDE MAINTENANCE FOR THE PERIOD 1/23 THRU 1/29/12	Feb-2012
13,891	Other	EVANS CONSTRUCTION CO INC				280.90	512100	EVC21182	PAYMENT OF INVOICE #EVC21182--GHENT OUTSIDE MAINTENANCE FOR THE PERIOD 1/23 THRU 1/29/12	Feb-2012

KENTUCKY UTILITIES COMPANY
Case No. 2012- 00221
Analysis of Professional Services Expenses For the Test Year

(A)	(B)	(C)	(D)	(E)	(F)	(G)	(H)	(I)		
Line No.	Type	Vendor	Rate Case	Audit	Other	Total	Account	Invoice	Description	Period
13,892	Other	EVANS CONSTRUCTION CO INC				259.60	512017	EVC21182	PAYMENT OF INVOICE #EVC21182--GHENT OUTSIDE MAINTENANCE FOR THE PERIOD 1/23 THRU 1/29/12	Feb-2012
13,893	Other	EVANS CONSTRUCTION CO INC				259.60	513100	EVC21182	PAYMENT OF INVOICE #EVC21182--GHENT OUTSIDE MAINTENANCE FOR THE PERIOD 1/23 THRU 1/29/12	Feb-2012
13,894	Other	EVANS CONSTRUCTION CO INC				258.88	511100	EVC21182	PAYMENT OF INVOICE #EVC21182--GHENT OUTSIDE MAINTENANCE FOR THE PERIOD 1/23 THRU 1/29/12	Feb-2012
13,895	Other	EVANS CONSTRUCTION CO INC				252.40	512100	EVC21182	PAYMENT OF INVOICE #EVC21182--GHENT OUTSIDE MAINTENANCE FOR THE PERIOD 1/23 THRU 1/29/12	Feb-2012
13,896	Other	EVANS CONSTRUCTION CO INC				252.40	512100	EVC21182	PAYMENT OF INVOICE #EVC21182--GHENT OUTSIDE MAINTENANCE FOR THE PERIOD 1/23 THRU 1/29/12	Feb-2012
13,897	Other	EVANS CONSTRUCTION CO INC				245.20	511100	EVC21182	PAYMENT OF INVOICE #EVC21182--GHENT OUTSIDE MAINTENANCE FOR THE PERIOD 1/23 THRU 1/29/12	Feb-2012
13,898	Other	EVANS CONSTRUCTION CO INC				245.20	512100	EVC21182	PAYMENT OF INVOICE #EVC21182--GHENT OUTSIDE MAINTENANCE FOR THE PERIOD 1/23 THRU 1/29/12	Feb-2012
13,899	Other	EVANS CONSTRUCTION CO INC				245.20	512100	EVC21182	PAYMENT OF INVOICE #EVC21182--GHENT OUTSIDE MAINTENANCE FOR THE PERIOD 1/23 THRU 1/29/12	Feb-2012
13,900	Other	EVANS CONSTRUCTION CO INC				240.00	512017	EVC21182	PAYMENT OF INVOICE #EVC21182--GHENT OUTSIDE MAINTENANCE FOR THE PERIOD 1/23 THRU 1/29/12	Feb-2012
13,901	Other	EVANS CONSTRUCTION CO INC				204.00	511100	EVC21182	PAYMENT OF INVOICE #EVC21182--GHENT OUTSIDE MAINTENANCE FOR THE PERIOD 1/23 THRU 1/29/12	Feb-2012
13,902	Other	EVANS CONSTRUCTION CO INC				204.00	511100	EVC21182	PAYMENT OF INVOICE #EVC21182--GHENT OUTSIDE MAINTENANCE FOR THE PERIOD 1/23 THRU 1/29/12	Feb-2012
13,903	Other	EVANS CONSTRUCTION CO INC				204.00	511100	EVC21182	PAYMENT OF INVOICE #EVC21182--GHENT OUTSIDE MAINTENANCE FOR THE PERIOD 1/23 THRU 1/29/12	Feb-2012
13,904	Other	EVANS CONSTRUCTION CO INC				194.70	512100	EVC21182	PAYMENT OF INVOICE #EVC21182--GHENT OUTSIDE MAINTENANCE FOR THE PERIOD 1/23 THRU 1/29/12	Feb-2012
13,905	Other	EVANS CONSTRUCTION CO INC				153.25	512100	EVC21182	PAYMENT OF INVOICE #EVC21182--GHENT OUTSIDE MAINTENANCE FOR THE PERIOD 1/23 THRU 1/29/12	Feb-2012
13,906	Other	EVANS CONSTRUCTION CO INC				122.60	513100	EVC21182	PAYMENT OF INVOICE #EVC21182--GHENT OUTSIDE MAINTENANCE FOR THE PERIOD 1/23 THRU 1/29/12	Feb-2012
13,907	Other	EVANS CONSTRUCTION CO INC				122.60	513100	EVC21182	PAYMENT OF INVOICE #EVC21182--GHENT OUTSIDE MAINTENANCE FOR THE PERIOD 1/23 THRU 1/29/12	Feb-2012
13,908	Other	EVANS CONSTRUCTION CO INC				96.00	513100	EVC21182	PAYMENT OF INVOICE #EVC21182--GHENT OUTSIDE MAINTENANCE FOR THE PERIOD 1/23 THRU 1/29/12	Feb-2012
13,909	Other	EVANS CONSTRUCTION CO INC				91.95	512100	EVC21182	PAYMENT OF INVOICE #EVC21182--GHENT OUTSIDE MAINTENANCE FOR THE PERIOD 1/23 THRU 1/29/12	Feb-2012
13,910	Other	EVANS CONSTRUCTION CO INC				64.90	512100	EVC21182	PAYMENT OF INVOICE #EVC21182--GHENT OUTSIDE MAINTENANCE FOR THE PERIOD 1/23 THRU 1/29/12	Feb-2012
13,911	Other	EVANS CONSTRUCTION CO INC				48.00	512017	EVC21182	PAYMENT OF INVOICE #EVC21182--GHENT OUTSIDE MAINTENANCE FOR THE PERIOD 1/23 THRU 1/29/12	Feb-2012
13,912	Other	EVANS CONSTRUCTION CO INC				26,996.17	511100	EVC21187	JANITORIAL SERVICES FOR JANUARY 2012	Feb-2012
13,913	Other	EVANS CONSTRUCTION CO INC				2,062.67	511100	EVC21187	JANITORIAL SERVICES FOR JANUARY 2012	Feb-2012
13,914	Other	EVANS CONSTRUCTION CO INC				2,165.25	511100	EVC21188	WORK DONE OUTSIDE OF THE JANITORIAL SCOPE	Feb-2012
13,915	Other	EVANS CONSTRUCTION CO INC				28,463.01	501090	EVC21189	COAL YARD MAINTENANCE FOR EW BROWN 01/02 - 01/29/12	Feb-2012
13,916	Other	EVANS CONSTRUCTION CO INC				44.00	588100	EVC21265	Truck washing January 2012	Feb-2012
13,917	Other	EVANS CONSTRUCTION CO INC				44.00	588100	EVC21265	Truck washing January 2012	Feb-2012
13,918	Other	EVANS CONSTRUCTION CO INC				44.00	588100	EVC21265	Truck washing January 2012	Feb-2012
13,919	Other	EVANS CONSTRUCTION CO INC				32.00	588100	EVC21265	Truck washing January 2012	Feb-2012
13,920	Other	EVANS CONSTRUCTION CO INC				22.00	588100	EVC21265	Truck washing January 2012	Feb-2012
13,921	Other	EVANS CONSTRUCTION CO INC				22.00	588100	EVC21265	Truck washing January 2012	Feb-2012
13,922	Other	EVANS CONSTRUCTION CO INC				22.00	588100	EVC21265	Truck washing January 2012	Feb-2012
13,923	Other	EVANS CONSTRUCTION CO INC				22.00	588100	EVC21265	Truck washing January 2012	Feb-2012
13,924	Other	EVANS CONSTRUCTION CO INC				22.00	588100	EVC21265	Truck washing January 2012	Feb-2012
13,925	Other	EVANS CONSTRUCTION CO INC				22.00	588100	EVC21265	Truck washing January 2012	Feb-2012
13,926	Other	EVANS CONSTRUCTION CO INC				460.80	502100	EVC21267	PROVIDE JANITORIAL WORK FOR SYS LAB 3/1/11 THRU 12/31/11	Feb-2012
13,927	Other	EVANS CONSTRUCTION CO INC				2,175.42	501090	EVC21268	PROVIDE SERVICES FOR COAL SAMPLE PREPARATION AT SYSTEM LAB 1/1/12 - 1/1/13	Feb-2012
13,928	Other	EVANS CONSTRUCTION CO INC				2,603.31	923900	EVC21272	EVANS CONST - SIMPSONVILLE MAINTENANCE SERVICES - INV #21272	Feb-2012
13,929	Other	EVANS CONSTRUCTION CO INC				636.36	923900	EVC21272	EVANS CONST - SIMPSONVILLE MAINTENANCE SERVICES - INV #21272	Feb-2012
13,930	Other	EVANS CONSTRUCTION CO INC				964.40	506100	EVC21276	LABOR TO TEST AND TREAT SEWAGE WATER AT TYRONE	Feb-2012

KENTUCKY UTILITIES COMPANY
Case No. 2012- 00221
Analysis of Professional Services Expenses For the Test Year

(A)	(B)	(C)	(D)	(E)	(F)	(G)	(H)	(I)		
Line No.	Type	Vendor	Rate Case	Audit	Other	Total	Account	Invoice	Description	Period
13,931	Other	EVANS CONSTRUCTION CO INC				1,183.36	506100	EVC21277	LABOR TO CLEAN TYRONE STATION - JAN 2012	Feb-2012
13,932	Other	EVANS CONSTRUCTION CO INC				221.03	552100	EVC21355	CT SITE MAINT 01/23 -01/29/12	Feb-2012
13,933	Other	EVANS CONSTRUCTION CO INC				206.29	553100	EVC21355	CT SITE MAINT 01/23 -01/29/12	Feb-2012
13,934	Other	EVANS CONSTRUCTION CO INC				132.62	554100	EVC21355	CT SITE MAINT 01/23 -01/29/12	Feb-2012
13,935	Other	EVANS CONSTRUCTION CO INC				117.88	553100	EVC21355	CT SITE MAINT 01/23 -01/29/12	Feb-2012
13,936	Other	EVANS CONSTRUCTION CO INC				103.15	553100	EVC21355	CT SITE MAINT 01/23 -01/29/12	Feb-2012
13,937	Other	EVANS CONSTRUCTION CO INC				88.41	552100	EVC21355	CT SITE MAINT 01/23 -01/29/12	Feb-2012
13,938	Other	EVANS CONSTRUCTION CO INC				88.41	553100	EVC21355	CT SITE MAINT 01/23 -01/29/12	Feb-2012
13,939	Other	EVANS CONSTRUCTION CO INC				73.68	553100	EVC21355	CT SITE MAINT 01/23 -01/29/12	Feb-2012
13,940	Other	EVANS CONSTRUCTION CO INC				58.94	553100	EVC21355	CT SITE MAINT 01/23 -01/29/12	Feb-2012
13,941	Other	EVANS CONSTRUCTION CO INC				44.21	553100	EVC21355	CT SITE MAINT 01/23 -01/29/12	Feb-2012
13,942	Other	EVANS CONSTRUCTION CO INC				29.47	553100	EVC21355	CT SITE MAINT 01/23 -01/29/12	Feb-2012
13,943	Other	EVANS CONSTRUCTION CO INC				14.74	552100	EVC21355	CT SITE MAINT 01/23 -01/29/12	Feb-2012
13,944	Other	EVANS CONSTRUCTION CO INC				1,511.73	511100	EVC21356	RESIDENTIAL MAINT 01/23 -01/29/12	Feb-2012
13,945	Other	EVANS CONSTRUCTION CO INC				1,293.19	512100	EVC21356	RESIDENTIAL MAINT 01/23 -01/29/12	Feb-2012
13,946	Other	EVANS CONSTRUCTION CO INC				665.19	511100	EVC21356	RESIDENTIAL MAINT 01/23 -01/29/12	Feb-2012
13,947	Other	EVANS CONSTRUCTION CO INC				471.52	511100	EVC21356	RESIDENTIAL MAINT 01/23 -01/29/12	Feb-2012
13,948	Other	EVANS CONSTRUCTION CO INC				471.52	512100	EVC21356	RESIDENTIAL MAINT 01/23 -01/29/12	Feb-2012
13,949	Other	EVANS CONSTRUCTION CO INC				324.17	511100	EVC21356	RESIDENTIAL MAINT 01/23 -01/29/12	Feb-2012
13,950	Other	EVANS CONSTRUCTION CO INC				320.72	512017	EVC21356	RESIDENTIAL MAINT 01/23 -01/29/12	Feb-2012
13,951	Other	EVANS CONSTRUCTION CO INC				319.40	512017	EVC21356	RESIDENTIAL MAINT 01/23 -01/29/12	Feb-2012
13,952	Other	EVANS CONSTRUCTION CO INC				311.87	512100	EVC21356	RESIDENTIAL MAINT 01/23 -01/29/12	Feb-2012
13,953	Other	EVANS CONSTRUCTION CO INC				265.23	512100	EVC21356	RESIDENTIAL MAINT 01/23 -01/29/12	Feb-2012
13,954	Other	EVANS CONSTRUCTION CO INC				265.23	512100	EVC21356	RESIDENTIAL MAINT 01/23 -01/29/12	Feb-2012
13,955	Other	EVANS CONSTRUCTION CO INC				223.58	511100	EVC21356	RESIDENTIAL MAINT 01/23 -01/29/12	Feb-2012
13,956	Other	EVANS CONSTRUCTION CO INC				221.03	512100	EVC21356	RESIDENTIAL MAINT 01/23 -01/29/12	Feb-2012
13,957	Other	EVANS CONSTRUCTION CO INC				206.29	512100	EVC21356	RESIDENTIAL MAINT 01/23 -01/29/12	Feb-2012
13,958	Other	EVANS CONSTRUCTION CO INC				206.29	512100	EVC21356	RESIDENTIAL MAINT 01/23 -01/29/12	Feb-2012
13,959	Other	EVANS CONSTRUCTION CO INC				176.82	512055	EVC21356	RESIDENTIAL MAINT 01/23 -01/29/12	Feb-2012
13,960	Other	EVANS CONSTRUCTION CO INC				176.82	512055	EVC21356	RESIDENTIAL MAINT 01/23 -01/29/12	Feb-2012
13,961	Other	EVANS CONSTRUCTION CO INC				157.08	511100	EVC21356	RESIDENTIAL MAINT 01/23 -01/29/12	Feb-2012
13,962	Other	EVANS CONSTRUCTION CO INC				152.14	514100	EVC21356	RESIDENTIAL MAINT 01/23 -01/29/12	Feb-2012
13,963	Other	EVANS CONSTRUCTION CO INC				132.62	544100	EVC21356	RESIDENTIAL MAINT 01/23 -01/29/12	Feb-2012
13,964	Other	EVANS CONSTRUCTION CO INC				117.88	542100	EVC21356	RESIDENTIAL MAINT 01/23 -01/29/12	Feb-2012
13,965	Other	EVANS CONSTRUCTION CO INC				103.15	512100	EVC21356	RESIDENTIAL MAINT 01/23 -01/29/12	Feb-2012
13,966	Other	EVANS CONSTRUCTION CO INC				103.15	512100	EVC21356	RESIDENTIAL MAINT 01/23 -01/29/12	Feb-2012
13,967	Other	EVANS CONSTRUCTION CO INC				103.15	512100	EVC21356	RESIDENTIAL MAINT 01/23 -01/29/12	Feb-2012
13,968	Other	EVANS CONSTRUCTION CO INC				88.41	512100	EVC21356	RESIDENTIAL MAINT 01/23 -01/29/12	Feb-2012
13,969	Other	EVANS CONSTRUCTION CO INC				88.41	512100	EVC21356	RESIDENTIAL MAINT 01/23 -01/29/12	Feb-2012
13,970	Other	EVANS CONSTRUCTION CO INC				88.41	512100	EVC21356	RESIDENTIAL MAINT 01/23 -01/29/12	Feb-2012
13,971	Other	EVANS CONSTRUCTION CO INC				88.41	512100	EVC21356	RESIDENTIAL MAINT 01/23 -01/29/12	Feb-2012
13,972	Other	EVANS CONSTRUCTION CO INC				88.41	514100	EVC21356	RESIDENTIAL MAINT 01/23 -01/29/12	Feb-2012
13,973	Other	EVANS CONSTRUCTION CO INC				63.88	512017	EVC21356	RESIDENTIAL MAINT 01/23 -01/29/12	Feb-2012
13,974	Other	EVANS CONSTRUCTION CO INC				63.88	512017	EVC21356	RESIDENTIAL MAINT 01/23 -01/29/12	Feb-2012
13,975	Other	EVANS CONSTRUCTION CO INC				58.94	511100	EVC21356	RESIDENTIAL MAINT 01/23 -01/29/12	Feb-2012
13,976	Other	EVANS CONSTRUCTION CO INC				58.94	512055	EVC21356	RESIDENTIAL MAINT 01/23 -01/29/12	Feb-2012
13,977	Other	EVANS CONSTRUCTION CO INC				58.94	512100	EVC21356	RESIDENTIAL MAINT 01/23 -01/29/12	Feb-2012
13,978	Other	EVANS CONSTRUCTION CO INC				58.94	512100	EVC21356	RESIDENTIAL MAINT 01/23 -01/29/12	Feb-2012
13,979	Other	EVANS CONSTRUCTION CO INC				58.94	512100	EVC21356	RESIDENTIAL MAINT 01/23 -01/29/12	Feb-2012
13,980	Other	EVANS CONSTRUCTION CO INC				58.94	512100	EVC21356	RESIDENTIAL MAINT 01/23 -01/29/12	Feb-2012
13,981	Other	EVANS CONSTRUCTION CO INC				58.94	513100	EVC21356	RESIDENTIAL MAINT 01/23 -01/29/12	Feb-2012
13,982	Other	EVANS CONSTRUCTION CO INC				58.94	514100	EVC21356	RESIDENTIAL MAINT 01/23 -01/29/12	Feb-2012
13,983	Other	EVANS CONSTRUCTION CO INC				58.94	542100	EVC21356	RESIDENTIAL MAINT 01/23 -01/29/12	Feb-2012
13,984	Other	EVANS CONSTRUCTION CO INC				58.94	542100	EVC21356	RESIDENTIAL MAINT 01/23 -01/29/12	Feb-2012
13,985	Other	EVANS CONSTRUCTION CO INC				58.94	544100	EVC21356	RESIDENTIAL MAINT 01/23 -01/29/12	Feb-2012
13,986	Other	EVANS CONSTRUCTION CO INC				44.21	512100	EVC21356	RESIDENTIAL MAINT 01/23 -01/29/12	Feb-2012
13,987	Other	EVANS CONSTRUCTION CO INC				44.21	514100	EVC21356	RESIDENTIAL MAINT 01/23 -01/29/12	Feb-2012
13,988	Other	EVANS CONSTRUCTION CO INC				29.47	512100	EVC21356	RESIDENTIAL MAINT 01/23 -01/29/12	Feb-2012
13,989	Other	EVANS CONSTRUCTION CO INC				29.47	513100	EVC21356	RESIDENTIAL MAINT 01/23 -01/29/12	Feb-2012
13,990	Other	EVANS CONSTRUCTION CO INC				29.47	514100	EVC21356	RESIDENTIAL MAINT 01/23 -01/29/12	Feb-2012

KENTUCKY UTILITIES COMPANY
Case No. 2012- 00221
Analysis of Professional Services Expenses For the Test Year

(A)	(B)	(C)	(D)	(E)	(F)	(G)	(H)	(I)		
Line No.	Type	Vendor	Rate Case	Audit	Other	Total	Account	Invoice	Description	Period
13,991	Other	EVANS CONSTRUCTION CO INC				29.47	514100	EVC21356	RESIDENTIAL MAINT 01/23 - 01/29/12	Feb-2012
13,992	Other	EVANS CONSTRUCTION CO INC				29.47	514100	EVC21356	RESIDENTIAL MAINT 01/23 - 01/29/12	Feb-2012
13,993	Other	EVANS CONSTRUCTION CO INC				29.47	514100	EVC21356	RESIDENTIAL MAINT 01/23 - 01/29/12	Feb-2012
13,994	Other	EVANS CONSTRUCTION CO INC				29.47	542100	EVC21356	RESIDENTIAL MAINT 01/23 - 01/29/12	Feb-2012
13,995	Other	EVANS CONSTRUCTION CO INC				14.74	514100	EVC21356	RESIDENTIAL MAINT 01/23 - 01/29/12	Feb-2012
13,996	Other	EVANS CONSTRUCTION CO INC				14.74	545100	EVC21356	RESIDENTIAL MAINT 01/23 - 01/29/12	Feb-2012
13,997	Other	EVANS CONSTRUCTION CO INC				14.74	545100	EVC21356	RESIDENTIAL MAINT 01/23 - 01/29/12	Feb-2012
13,998	Other	EVANS CONSTRUCTION CO INC				2,897.51	512100	EVC21425	PAYMENT OF INVOICE#EVC21425-GHENT FACILITY MAINTENANCE FOR THE PERIOD 1/30 THRU 2/5/2012	Feb-2012
13,999	Other	EVANS CONSTRUCTION CO INC				1,303.17	512017	EVC21425	PAYMENT OF INVOICE#EVC21425-GHENT FACILITY MAINTENANCE FOR THE PERIOD 1/30 THRU 2/5/2012	Feb-2012
14,000	Other	EVANS CONSTRUCTION CO INC				687.67	511100	EVC21425	PAYMENT OF INVOICE#EVC21425-GHENT FACILITY MAINTENANCE FOR THE PERIOD 1/30 THRU 2/5/2012	Feb-2012
14,001	Other	EVANS CONSTRUCTION CO INC				311.82	512100	EVC21425	PAYMENT OF INVOICE#EVC21425-GHENT FACILITY MAINTENANCE FOR THE PERIOD 1/30 THRU 2/5/2012	Feb-2012
14,002	Other	EVANS CONSTRUCTION CO INC				233.19	512100	EVC21425	PAYMENT OF INVOICE#EVC21425-GHENT FACILITY MAINTENANCE FOR THE PERIOD 1/30 THRU 2/5/2012	Feb-2012
14,003	Other	EVANS CONSTRUCTION CO INC				228.92	511100	EVC21425	PAYMENT OF INVOICE#EVC21425-GHENT FACILITY MAINTENANCE FOR THE PERIOD 1/30 THRU 2/5/2012	Feb-2012
14,004	Other	EVANS CONSTRUCTION CO INC				207.88	511100	EVC21425	PAYMENT OF INVOICE#EVC21425-GHENT FACILITY MAINTENANCE FOR THE PERIOD 1/30 THRU 2/5/2012	Feb-2012
14,005	Other	EVANS CONSTRUCTION CO INC				155.91	511100	EVC21425	PAYMENT OF INVOICE#EVC21425-GHENT FACILITY MAINTENANCE FOR THE PERIOD 1/30 THRU 2/5/2012	Feb-2012
14,006	Other	EVANS CONSTRUCTION CO INC				106.14	511100	EVC21425	PAYMENT OF INVOICE#EVC21425-GHENT FACILITY MAINTENANCE FOR THE PERIOD 1/30 THRU 2/5/2012	Feb-2012
14,007	Other	EVANS CONSTRUCTION CO INC				103.94	512100	EVC21425	PAYMENT OF INVOICE#EVC21425-GHENT FACILITY MAINTENANCE FOR THE PERIOD 1/30 THRU 2/5/2012	Feb-2012
14,008	Other	EVANS CONSTRUCTION CO INC				79.28	511100	EVC21425	PAYMENT OF INVOICE#EVC21425-GHENT FACILITY MAINTENANCE FOR THE PERIOD 1/30 THRU 2/5/2012	Feb-2012
14,009	Other	EVANS CONSTRUCTION CO INC				54.62	511100	EVC21425	PAYMENT OF INVOICE#EVC21425-GHENT FACILITY MAINTENANCE FOR THE PERIOD 1/30 THRU 2/5/2012	Feb-2012
14,010	Other	EVANS CONSTRUCTION CO INC				50.87	511100	EVC21425	PAYMENT OF INVOICE#EVC21425-GHENT FACILITY MAINTENANCE FOR THE PERIOD 1/30 THRU 2/5/2012	Feb-2012
14,011	Other	EVANS CONSTRUCTION CO INC				49.32	511100	EVC21425	PAYMENT OF INVOICE#EVC21425-GHENT FACILITY MAINTENANCE FOR THE PERIOD 1/30 THRU 2/5/2012	Feb-2012
14,012	Other	EVANS CONSTRUCTION CO INC				49.32	511100	EVC21425	PAYMENT OF INVOICE#EVC21425-GHENT FACILITY MAINTENANCE FOR THE PERIOD 1/30 THRU 2/5/2012	Feb-2012
14,013	Other	EVANS CONSTRUCTION CO INC				24.66	511100	EVC21425	PAYMENT OF INVOICE#EVC21425-GHENT FACILITY MAINTENANCE FOR THE PERIOD 1/30 THRU 2/5/2012	Feb-2012
14,014	Other	EVANS CONSTRUCTION CO INC				2,157.44	511100	EVC21427	PAYMENT OF INVOICE#EVC21427--GHENT OUTSIDE MAINTENANCE FOR THE PERIOD 1/30 THRU 2/5/2012	Feb-2012
14,015	Other	EVANS CONSTRUCTION CO INC				1,791.09	502003	EVC21427	PAYMENT OF INVOICE#EVC21427--GHENT OUTSIDE MAINTENANCE FOR THE PERIOD 1/30 THRU 2/5/2012	Feb-2012
14,016	Other	EVANS CONSTRUCTION CO INC				1,060.48	512017	EVC21427	PAYMENT OF INVOICE#EVC21427--GHENT OUTSIDE MAINTENANCE FOR THE PERIOD 1/30 THRU 2/5/2012	Feb-2012
14,017	Other	EVANS CONSTRUCTION CO INC				778.80	512100	EVC21427	PAYMENT OF INVOICE#EVC21427--GHENT OUTSIDE MAINTENANCE FOR THE PERIOD 1/30 THRU 2/5/2012	Feb-2012
14,018	Other	EVANS CONSTRUCTION CO INC				660.00	511100	EVC21427	PAYMENT OF INVOICE#EVC21427--GHENT OUTSIDE MAINTENANCE FOR THE PERIOD 1/30 THRU 2/5/2012	Feb-2012
14,019	Other	EVANS CONSTRUCTION CO INC				555.68	511100	EVC21427	PAYMENT OF INVOICE#EVC21427--GHENT OUTSIDE MAINTENANCE FOR THE PERIOD 1/30 THRU 2/5/2012	Feb-2012
14,020	Other	EVANS CONSTRUCTION CO INC				348.88	513100	EVC21427	PAYMENT OF INVOICE#EVC21427--GHENT OUTSIDE MAINTENANCE FOR THE PERIOD 1/30 THRU 2/5/2012	Feb-2012
14,021	Other	EVANS CONSTRUCTION CO INC				301.60	512005	EVC21427	PAYMENT OF INVOICE#EVC21427--GHENT OUTSIDE MAINTENANCE FOR THE PERIOD 1/30 THRU 2/5/2012	Feb-2012
14,022	Other	EVANS CONSTRUCTION CO INC				285.60	513100	EVC21427	PAYMENT OF INVOICE#EVC21427--GHENT OUTSIDE MAINTENANCE FOR THE PERIOD 1/30 THRU 2/5/2012	Feb-2012
14,023	Other	EVANS CONSTRUCTION CO INC				245.20	511100	EVC21427	PAYMENT OF INVOICE#EVC21427--GHENT OUTSIDE MAINTENANCE FOR THE PERIOD 1/30 THRU 2/5/2012	Feb-2012

KENTUCKY UTILITIES COMPANY
Case No. 2012- 00221
Analysis of Professional Services Expenses For the Test Year

(A)	(B)	(C)	(D)	(E)	(F)	(G)	(H)	(I)		
Line No.	Type	Vendor	Rate Case	Audit	Other	Total	Account	Invoice	Description	Period
14,024	Other	EVANS CONSTRUCTION CO INC				245.20	511100	EVC21427	PAYMENT OF INVOICE#EVC21427--GHENT OUTSIDE MAINTENANCE FOR THE PERIOD 1/30 THRU 2/5/2012	Feb-2012
14,025	Other	EVANS CONSTRUCTION CO INC				245.20	512100	EVC21427	PAYMENT OF INVOICE#EVC21427--GHENT OUTSIDE MAINTENANCE FOR THE PERIOD 1/30 THRU 2/5/2012	Feb-2012
14,026	Other	EVANS CONSTRUCTION CO INC				245.20	512100	EVC21427	PAYMENT OF INVOICE#EVC21427--GHENT OUTSIDE MAINTENANCE FOR THE PERIOD 1/30 THRU 2/5/2012	Feb-2012
14,027	Other	EVANS CONSTRUCTION CO INC				245.20	512100	EVC21427	PAYMENT OF INVOICE#EVC21427--GHENT OUTSIDE MAINTENANCE FOR THE PERIOD 1/30 THRU 2/5/2012	Feb-2012
14,028	Other	EVANS CONSTRUCTION CO INC				245.20	513100	EVC21427	PAYMENT OF INVOICE#EVC21427--GHENT OUTSIDE MAINTENANCE FOR THE PERIOD 1/30 THRU 2/5/2012	Feb-2012
14,029	Other	EVANS CONSTRUCTION CO INC				245.20	513100	EVC21427	PAYMENT OF INVOICE#EVC21427--GHENT OUTSIDE MAINTENANCE FOR THE PERIOD 1/30 THRU 2/5/2012	Feb-2012
14,030	Other	EVANS CONSTRUCTION CO INC				204.00	511100	EVC21427	PAYMENT OF INVOICE#EVC21427--GHENT OUTSIDE MAINTENANCE FOR THE PERIOD 1/30 THRU 2/5/2012	Feb-2012
14,031	Other	EVANS CONSTRUCTION CO INC				204.00	511100	EVC21427	PAYMENT OF INVOICE#EVC21427--GHENT OUTSIDE MAINTENANCE FOR THE PERIOD 1/30 THRU 2/5/2012	Feb-2012
14,032	Other	EVANS CONSTRUCTION CO INC				189.30	513100	EVC21427	PAYMENT OF INVOICE#EVC21427--GHENT OUTSIDE MAINTENANCE FOR THE PERIOD 1/30 THRU 2/5/2012	Feb-2012
14,033	Other	EVANS CONSTRUCTION CO INC				189.30	513100	EVC21427	PAYMENT OF INVOICE#EVC21427--GHENT OUTSIDE MAINTENANCE FOR THE PERIOD 1/30 THRU 2/5/2012	Feb-2012
14,034	Other	EVANS CONSTRUCTION CO INC				183.90	511100	EVC21427	PAYMENT OF INVOICE#EVC21427--GHENT OUTSIDE MAINTENANCE FOR THE PERIOD 1/30 THRU 2/5/2012	Feb-2012
14,035	Other	EVANS CONSTRUCTION CO INC				142.80	512100	EVC21427	PAYMENT OF INVOICE#EVC21427--GHENT OUTSIDE MAINTENANCE FOR THE PERIOD 1/30 THRU 2/5/2012	Feb-2012
14,036	Other	EVANS CONSTRUCTION CO INC				126.20	513100	EVC21427	PAYMENT OF INVOICE#EVC21427--GHENT OUTSIDE MAINTENANCE FOR THE PERIOD 1/30 THRU 2/5/2012	Feb-2012
14,037	Other	EVANS CONSTRUCTION CO INC				122.60	512100	EVC21427	PAYMENT OF INVOICE#EVC21427--GHENT OUTSIDE MAINTENANCE FOR THE PERIOD 1/30 THRU 2/5/2012	Feb-2012
14,038	Other	EVANS CONSTRUCTION CO INC				122.60	512100	EVC21427	PAYMENT OF INVOICE#EVC21427--GHENT OUTSIDE MAINTENANCE FOR THE PERIOD 1/30 THRU 2/5/2012	Feb-2012
14,039	Other	EVANS CONSTRUCTION CO INC				96.00	512017	EVC21427	PAYMENT OF INVOICE#EVC21427--GHENT OUTSIDE MAINTENANCE FOR THE PERIOD 1/30 THRU 2/5/2012	Feb-2012
14,040	Other	EVANS CONSTRUCTION CO INC				61.30	512100	EVC21427	PAYMENT OF INVOICE#EVC21427--GHENT OUTSIDE MAINTENANCE FOR THE PERIOD 1/30 THRU 2/5/2012	Feb-2012
14,041	Other	EVANS CONSTRUCTION CO INC				55.12	513100	EVC21427	PAYMENT OF INVOICE#EVC21427--GHENT OUTSIDE MAINTENANCE FOR THE PERIOD 1/30 THRU 2/5/2012	Feb-2012
14,042	Other	EVANS CONSTRUCTION CO INC				48.00	511100	EVC21427	PAYMENT OF INVOICE#EVC21427--GHENT OUTSIDE MAINTENANCE FOR THE PERIOD 1/30 THRU 2/5/2012	Feb-2012
14,043	Other	EVANS CONSTRUCTION CO INC				48.00	513100	EVC21427	PAYMENT OF INVOICE#EVC21427--GHENT OUTSIDE MAINTENANCE FOR THE PERIOD 1/30 THRU 2/5/2012	Feb-2012
14,044	Other	EVANS CONSTRUCTION CO INC				48.00	513100	EVC21427	PAYMENT OF INVOICE#EVC21427--GHENT OUTSIDE MAINTENANCE FOR THE PERIOD 1/30 THRU 2/5/2012	Feb-2012
14,045	Other	EVANS CONSTRUCTION CO INC				48.00	513100	EVC21427	PAYMENT OF INVOICE#EVC21427--GHENT OUTSIDE MAINTENANCE FOR THE PERIOD 1/30 THRU 2/5/2012	Feb-2012
14,046	Other	EVANS CONSTRUCTION CO INC				48.00	513100	EVC21427	PAYMENT OF INVOICE#EVC21427--GHENT OUTSIDE MAINTENANCE FOR THE PERIOD 1/30 THRU 2/5/2012	Feb-2012
14,047	Other	EVANS CONSTRUCTION CO INC				48.00	513100	EVC21427	PAYMENT OF INVOICE#EVC21427--GHENT OUTSIDE MAINTENANCE FOR THE PERIOD 1/30 THRU 2/5/2012	Feb-2012
14,048	Other	EVANS CONSTRUCTION CO INC				18,246.68	511100	EVC21428	PAYMENT OF INVOICE#EVC21428-GHENT JANITORIAL FOR THE MONTH OF JANUARY 2012	Feb-2012
14,049	Other	EVANS CONSTRUCTION CO INC				5,991.45	511100	EVC21428	PAYMENT OF INVOICE#EVC21428-GHENT JANITORIAL FOR THE MONTH OF JANUARY 2012	Feb-2012
14,050	Other	EVANS CONSTRUCTION CO INC				2,995.73	511100	EVC21428	PAYMENT OF INVOICE#EVC21428-GHENT JANITORIAL FOR THE MONTH OF JANUARY 2012	Feb-2012
14,051	Other	EVANS CONSTRUCTION CO INC				2,410.03	511100	EVC21428	PAYMENT OF INVOICE#EVC21428-GHENT JANITORIAL FOR THE MONTH OF JANUARY 2012	Feb-2012
14,052	Other	EVANS CONSTRUCTION CO INC				383.11	552100	EVC21430	CT SITE MAINT 01/30 - 02/05/12	Feb-2012
14,053	Other	EVANS CONSTRUCTION CO INC				176.82	552100	EVC21430	CT SITE MAINT 01/30 - 02/05/12	Feb-2012
14,054	Other	EVANS CONSTRUCTION CO INC				132.62	554100	EVC21430	CT SITE MAINT 01/30 - 02/05/12	Feb-2012
14,055	Other	EVANS CONSTRUCTION CO INC				117.88	552100	EVC21430	CT SITE MAINT 01/30 - 02/05/12	Feb-2012

KENTUCKY UTILITIES COMPANY
Case No. 2012- 00221
Analysis of Professional Services Expenses For the Test Year

(A)	(B)	(C)	(D)	(E)	(F)	(G)	(H)	(I)		
Line No.	Type	Vendor	Rate Case	Audit	Other	Total	Account	Invoice	Description	Period
14,056	Other	EVANS CONSTRUCTION CO INC				73.68	552100	EVC21430	CT SITE MAINT 01/30 - 02/05/12	Feb-2012
14,057	Other	EVANS CONSTRUCTION CO INC				58.94	552100	EVC21430	CT SITE MAINT 01/30 - 02/05/12	Feb-2012
14,058	Other	EVANS CONSTRUCTION CO INC				44.21	553100	EVC21430	CT SITE MAINT 01/30 - 02/05/12	Feb-2012
14,059	Other	EVANS CONSTRUCTION CO INC				29.47	553100	EVC21430	CT SITE MAINT 01/30 - 02/05/12	Feb-2012
14,060	Other	EVANS CONSTRUCTION CO INC				29.47	553100	EVC21430	CT SITE MAINT 01/30 - 02/05/12	Feb-2012
14,061	Other	EVANS CONSTRUCTION CO INC				29.47	553100	EVC21430	CT SITE MAINT 01/30 - 02/05/12	Feb-2012
14,062	Other	EVANS CONSTRUCTION CO INC				29.43	553100	EVC21430	CT SITE MAINT 01/30 - 02/05/12	Feb-2012
14,063	Other	EVANS CONSTRUCTION CO INC				14.74	552100	EVC21430	CT SITE MAINT 01/30 - 02/05/12	Feb-2012
14,064	Other	EVANS CONSTRUCTION CO INC				14.74	552100	EVC21430	CT SITE MAINT 01/30 - 02/05/12	Feb-2012
14,065	Other	EVANS CONSTRUCTION CO INC				14.74	553100	EVC21430	CT SITE MAINT 01/30 - 02/05/12	Feb-2012
14,066	Other	EVANS CONSTRUCTION CO INC				14.74	553100	EVC21430	CT SITE MAINT 01/30 - 02/05/12	Feb-2012
14,067	Other	EVANS CONSTRUCTION CO INC				14.74	553100	EVC21430	CT SITE MAINT 01/30 - 02/05/12	Feb-2012
14,068	Other	EVANS CONSTRUCTION CO INC				3,267.67	512100	EVC21431	MAINTENANCE 01/30 - 02/05/12	Feb-2012
14,069	Other	EVANS CONSTRUCTION CO INC				1,364.79	512055	EVC21431	MAINTENANCE 01/30 - 02/05/12	Feb-2012
14,070	Other	EVANS CONSTRUCTION CO INC				1,274.98	511100	EVC21431	MAINTENANCE 01/30 - 02/05/12	Feb-2012
14,071	Other	EVANS CONSTRUCTION CO INC				912.84	511100	EVC21431	MAINTENANCE 01/30 - 02/05/12	Feb-2012
14,072	Other	EVANS CONSTRUCTION CO INC				854.63	511100	EVC21431	MAINTENANCE 01/30 - 02/05/12	Feb-2012
14,073	Other	EVANS CONSTRUCTION CO INC				699.85	512100	EVC21431	MAINTENANCE 01/30 - 02/05/12	Feb-2012
14,074	Other	EVANS CONSTRUCTION CO INC				545.20	511100	EVC21431	MAINTENANCE 01/30 - 02/05/12	Feb-2012
14,075	Other	EVANS CONSTRUCTION CO INC				429.06	512100	EVC21431	MAINTENANCE 01/30 - 02/05/12	Feb-2012
14,076	Other	EVANS CONSTRUCTION CO INC				412.08	512100	EVC21431	MAINTENANCE 01/30 - 02/05/12	Feb-2012
14,077	Other	EVANS CONSTRUCTION CO INC				397.85	512100	EVC21431	MAINTENANCE 01/30 - 02/05/12	Feb-2012
14,078	Other	EVANS CONSTRUCTION CO INC				388.22	512017	EVC21431	MAINTENANCE 01/30 - 02/05/12	Feb-2012
14,079	Other	EVANS CONSTRUCTION CO INC				363.22	512100	EVC21431	MAINTENANCE 01/30 - 02/05/12	Feb-2012
14,080	Other	EVANS CONSTRUCTION CO INC				320.72	512017	EVC21431	MAINTENANCE 01/30 - 02/05/12	Feb-2012
14,081	Other	EVANS CONSTRUCTION CO INC				287.46	512017	EVC21431	MAINTENANCE 01/30 - 02/05/12	Feb-2012
14,082	Other	EVANS CONSTRUCTION CO INC				265.23	512100	EVC21431	MAINTENANCE 01/30 - 02/05/12	Feb-2012
14,083	Other	EVANS CONSTRUCTION CO INC				235.76	512100	EVC21431	MAINTENANCE 01/30 - 02/05/12	Feb-2012
14,084	Other	EVANS CONSTRUCTION CO INC				206.29	512055	EVC21431	MAINTENANCE 01/30 - 02/05/12	Feb-2012
14,085	Other	EVANS CONSTRUCTION CO INC				176.82	512100	EVC21431	MAINTENANCE 01/30 - 02/05/12	Feb-2012
14,086	Other	EVANS CONSTRUCTION CO INC				152.14	511100	EVC21431	MAINTENANCE 01/30 - 02/05/12	Feb-2012
14,087	Other	EVANS CONSTRUCTION CO INC				152.14	511100	EVC21431	MAINTENANCE 01/30 - 02/05/12	Feb-2012
14,088	Other	EVANS CONSTRUCTION CO INC				152.14	511100	EVC21431	MAINTENANCE 01/30 - 02/05/12	Feb-2012
14,089	Other	EVANS CONSTRUCTION CO INC				147.35	512100	EVC21431	MAINTENANCE 01/30 - 02/05/12	Feb-2012
14,090	Other	EVANS CONSTRUCTION CO INC				147.35	512100	EVC21431	MAINTENANCE 01/30 - 02/05/12	Feb-2012
14,091	Other	EVANS CONSTRUCTION CO INC				147.35	542100	EVC21431	MAINTENANCE 01/30 - 02/05/12	Feb-2012
14,092	Other	EVANS CONSTRUCTION CO INC				132.62	512100	EVC21431	MAINTENANCE 01/30 - 02/05/12	Feb-2012
14,093	Other	EVANS CONSTRUCTION CO INC				103.15	511100	EVC21431	MAINTENANCE 01/30 - 02/05/12	Feb-2012
14,094	Other	EVANS CONSTRUCTION CO INC				88.41	512055	EVC21431	MAINTENANCE 01/30 - 02/05/12	Feb-2012
14,095	Other	EVANS CONSTRUCTION CO INC				88.41	512100	EVC21431	MAINTENANCE 01/30 - 02/05/12	Feb-2012
14,096	Other	EVANS CONSTRUCTION CO INC				88.41	512100	EVC21431	MAINTENANCE 01/30 - 02/05/12	Feb-2012
14,097	Other	EVANS CONSTRUCTION CO INC				73.68	512055	EVC21431	MAINTENANCE 01/30 - 02/05/12	Feb-2012
14,098	Other	EVANS CONSTRUCTION CO INC				73.68	512100	EVC21431	MAINTENANCE 01/30 - 02/05/12	Feb-2012
14,099	Other	EVANS CONSTRUCTION CO INC				73.68	512100	EVC21431	MAINTENANCE 01/30 - 02/05/12	Feb-2012
14,100	Other	EVANS CONSTRUCTION CO INC				63.88	512017	EVC21431	MAINTENANCE 01/30 - 02/05/12	Feb-2012
14,101	Other	EVANS CONSTRUCTION CO INC				63.88	512017	EVC21431	MAINTENANCE 01/30 - 02/05/12	Feb-2012
14,102	Other	EVANS CONSTRUCTION CO INC				58.94	512055	EVC21431	MAINTENANCE 01/30 - 02/05/12	Feb-2012
14,103	Other	EVANS CONSTRUCTION CO INC				58.94	513100	EVC21431	MAINTENANCE 01/30 - 02/05/12	Feb-2012
14,104	Other	EVANS CONSTRUCTION CO INC				58.94	514100	EVC21431	MAINTENANCE 01/30 - 02/05/12	Feb-2012
14,105	Other	EVANS CONSTRUCTION CO INC				58.94	514100	EVC21431	MAINTENANCE 01/30 - 02/05/12	Feb-2012
14,106	Other	EVANS CONSTRUCTION CO INC				58.94	514100	EVC21431	MAINTENANCE 01/30 - 02/05/12	Feb-2012
14,107	Other	EVANS CONSTRUCTION CO INC				44.21	511100	EVC21431	MAINTENANCE 01/30 - 02/05/12	Feb-2012
14,108	Other	EVANS CONSTRUCTION CO INC				44.21	512055	EVC21431	MAINTENANCE 01/30 - 02/05/12	Feb-2012
14,109	Other	EVANS CONSTRUCTION CO INC				44.21	512100	EVC21431	MAINTENANCE 01/30 - 02/05/12	Feb-2012
14,110	Other	EVANS CONSTRUCTION CO INC				44.21	514100	EVC21431	MAINTENANCE 01/30 - 02/05/12	Feb-2012
14,111	Other	EVANS CONSTRUCTION CO INC				34.41	511100	EVC21431	MAINTENANCE 01/30 - 02/05/12	Feb-2012
14,112	Other	EVANS CONSTRUCTION CO INC				29.47	512055	EVC21431	MAINTENANCE 01/30 - 02/05/12	Feb-2012
14,113	Other	EVANS CONSTRUCTION CO INC				29.47	514100	EVC21431	MAINTENANCE 01/30 - 02/05/12	Feb-2012
14,114	Other	EVANS CONSTRUCTION CO INC				29.47	542100	EVC21431	MAINTENANCE 01/30 - 02/05/12	Feb-2012
14,115	Other	EVANS CONSTRUCTION CO INC				29.47	542100	EVC21431	MAINTENANCE 01/30 - 02/05/12	Feb-2012

KENTUCKY UTILITIES COMPANY
Case No. 2012- 00221
Analysis of Professional Services Expenses For the Test Year

(A)	(B)	(C)	(D)	(E)	(F)	(G)	(H)	(I)		
Line No.	Type	Vendor	Rate Case	Audit	Other	Total	Account	Invoice	Description	Period
14,116	Other	EVANS CONSTRUCTION CO INC				29.47	544100	EVC21431	MAINTENANCE 01/30 - 02/05/12	Feb-2012
14,117	Other	EVANS CONSTRUCTION CO INC				29.47	544100	EVC21431	MAINTENANCE 01/30 - 02/05/12	Feb-2012
14,118	Other	EVANS CONSTRUCTION CO INC				14.74	545100	EVC21431	MAINTENANCE 01/30 - 02/05/12	Feb-2012
14,119	Other	EVANS CONSTRUCTION CO INC				14.74	545100	EVC21431	MAINTENANCE 01/30 - 02/05/12	Feb-2012
14,120	Other	EVANS CONSTRUCTION CO INC				2,341.95	512100	EVC21432	PAYMENT OF INVOICE#EVC21432-GHENT FACILITY MAINTENANCE FOR THE PERIOD 2/6 THRU 2/12/2012	Feb-2012
14,121	Other	EVANS CONSTRUCTION CO INC				943.89	512100	EVC21432	PAYMENT OF INVOICE#EVC21432-GHENT FACILITY MAINTENANCE FOR THE PERIOD 2/6 THRU 2/12/2012	Feb-2012
14,122	Other	EVANS CONSTRUCTION CO INC				628.94	512100	EVC21432	PAYMENT OF INVOICE#EVC21432-GHENT FACILITY MAINTENANCE FOR THE PERIOD 2/6 THRU 2/12/2012	Feb-2012
14,123	Other	EVANS CONSTRUCTION CO INC				396.39	511100	EVC21432	PAYMENT OF INVOICE#EVC21432-GHENT FACILITY MAINTENANCE FOR THE PERIOD 2/6 THRU 2/12/2012	Feb-2012
14,124	Other	EVANS CONSTRUCTION CO INC				152.61	511100	EVC21432	PAYMENT OF INVOICE#EVC21432-GHENT FACILITY MAINTENANCE FOR THE PERIOD 2/6 THRU 2/12/2012	Feb-2012
14,125	Other	EVANS CONSTRUCTION CO INC				133.56	511100	EVC21432	PAYMENT OF INVOICE#EVC21432-GHENT FACILITY MAINTENANCE FOR THE PERIOD 2/6 THRU 2/12/2012	Feb-2012
14,126	Other	EVANS CONSTRUCTION CO INC				127.18	512100	EVC21432	PAYMENT OF INVOICE#EVC21432-GHENT FACILITY MAINTENANCE FOR THE PERIOD 2/6 THRU 2/12/2012	Feb-2012
14,127	Other	EVANS CONSTRUCTION CO INC				53.07	511100	EVC21432	PAYMENT OF INVOICE#EVC21432-GHENT FACILITY MAINTENANCE FOR THE PERIOD 2/6 THRU 2/12/2012	Feb-2012
14,128	Other	EVANS CONSTRUCTION CO INC				2,689.59	502003	EVC21434	PAYMENT OF INVOICE#EVC21434-GHENT OUTSIDE MAINTENANCE FOR THE PERIOD 2/6 THRU 2/12/2012	Feb-2012
14,129	Other	EVANS CONSTRUCTION CO INC				2,130.08	511100	EVC21434	PAYMENT OF INVOICE#EVC21434-GHENT OUTSIDE MAINTENANCE FOR THE PERIOD 2/6 THRU 2/12/2012	Feb-2012
14,130	Other	EVANS CONSTRUCTION CO INC				888.80	512005	EVC21434	PAYMENT OF INVOICE#EVC21434-GHENT OUTSIDE MAINTENANCE FOR THE PERIOD 2/6 THRU 2/12/2012	Feb-2012
14,131	Other	EVANS CONSTRUCTION CO INC				827.60	512017	EVC21434	PAYMENT OF INVOICE#EVC21434-GHENT OUTSIDE MAINTENANCE FOR THE PERIOD 2/6 THRU 2/12/2012	Feb-2012
14,132	Other	EVANS CONSTRUCTION CO INC				735.60	512100	EVC21434	PAYMENT OF INVOICE#EVC21434-GHENT OUTSIDE MAINTENANCE FOR THE PERIOD 2/6 THRU 2/12/2012	Feb-2012
14,133	Other	EVANS CONSTRUCTION CO INC				542.00	512100	EVC21434	PAYMENT OF INVOICE#EVC21434-GHENT OUTSIDE MAINTENANCE FOR THE PERIOD 2/6 THRU 2/12/2012	Feb-2012
14,134	Other	EVANS CONSTRUCTION CO INC				517.76	512017	EVC21434	PAYMENT OF INVOICE#EVC21434-GHENT OUTSIDE MAINTENANCE FOR THE PERIOD 2/6 THRU 2/12/2012	Feb-2012
14,135	Other	EVANS CONSTRUCTION CO INC				504.80	511100	EVC21434	PAYMENT OF INVOICE#EVC21434-GHENT OUTSIDE MAINTENANCE FOR THE PERIOD 2/6 THRU 2/12/2012	Feb-2012
14,136	Other	EVANS CONSTRUCTION CO INC				504.80	512017	EVC21434	PAYMENT OF INVOICE#EVC21434-GHENT OUTSIDE MAINTENANCE FOR THE PERIOD 2/6 THRU 2/12/2012	Feb-2012
14,137	Other	EVANS CONSTRUCTION CO INC				300.00	511100	EVC21434	PAYMENT OF INVOICE#EVC21434-GHENT OUTSIDE MAINTENANCE FOR THE PERIOD 2/6 THRU 2/12/2012	Feb-2012
14,138	Other	EVANS CONSTRUCTION CO INC				259.60	512005	EVC21434	PAYMENT OF INVOICE#EVC21434-GHENT OUTSIDE MAINTENANCE FOR THE PERIOD 2/6 THRU 2/12/2012	Feb-2012
14,139	Other	EVANS CONSTRUCTION CO INC				258.88	511100	EVC21434	PAYMENT OF INVOICE#EVC21434-GHENT OUTSIDE MAINTENANCE FOR THE PERIOD 2/6 THRU 2/12/2012	Feb-2012
14,140	Other	EVANS CONSTRUCTION CO INC				258.88	512017	EVC21434	PAYMENT OF INVOICE#EVC21434-GHENT OUTSIDE MAINTENANCE FOR THE PERIOD 2/6 THRU 2/12/2012	Feb-2012
14,141	Other	EVANS CONSTRUCTION CO INC				245.20	511100	EVC21434	PAYMENT OF INVOICE#EVC21434-GHENT OUTSIDE MAINTENANCE FOR THE PERIOD 2/6 THRU 2/12/2012	Feb-2012
14,142	Other	EVANS CONSTRUCTION CO INC				245.20	511100	EVC21434	PAYMENT OF INVOICE#EVC21434-GHENT OUTSIDE MAINTENANCE FOR THE PERIOD 2/6 THRU 2/12/2012	Feb-2012
14,143	Other	EVANS CONSTRUCTION CO INC				245.20	511100	EVC21434	PAYMENT OF INVOICE#EVC21434-GHENT OUTSIDE MAINTENANCE FOR THE PERIOD 2/6 THRU 2/12/2012	Feb-2012
14,144	Other	EVANS CONSTRUCTION CO INC				204.00	511100	EVC21434	PAYMENT OF INVOICE#EVC21434-GHENT OUTSIDE MAINTENANCE FOR THE PERIOD 2/6 THRU 2/12/2012	Feb-2012
14,145	Other	EVANS CONSTRUCTION CO INC				204.00	511100	EVC21434	PAYMENT OF INVOICE#EVC21434-GHENT OUTSIDE MAINTENANCE FOR THE PERIOD 2/6 THRU 2/12/2012	Feb-2012
14,146	Other	EVANS CONSTRUCTION CO INC				204.00	511100	EVC21434	PAYMENT OF INVOICE#EVC21434-GHENT OUTSIDE MAINTENANCE FOR THE PERIOD 2/6 THRU 2/12/2012	Feb-2012
14,147	Other	EVANS CONSTRUCTION CO INC				204.00	511100	EVC21434	PAYMENT OF INVOICE#EVC21434-GHENT OUTSIDE MAINTENANCE FOR THE PERIOD 2/6 THRU 2/12/2012	Feb-2012

KENTUCKY UTILITIES COMPANY
Case No. 2012- 00221
Analysis of Professional Services Expenses For the Test Year

(A)	(B)	(C)	(D)	(E)	(F)	(G)	(H)	(I)		
Line No.	Type	Vendor	Rate Case	Audit	Other	Total	Account	Invoice	Description	Period
14,148	Other	EVANS CONSTRUCTION CO INC				96.00	512017	EVC21434	PAYMENT OF INVOICE#EVC21434-GHENT OUTSIDE MAINTENANCE FOR THE PERIOD 2/6 THRU 2/12/2012	Feb-2012
14,149	Other	EVANS CONSTRUCTION CO INC				48.00	512005	EVC21434	PAYMENT OF INVOICE#EVC21434-GHENT OUTSIDE MAINTENANCE FOR THE PERIOD 2/6 THRU 2/12/2012	Feb-2012
14,150	Other	EVANS CONSTRUCTION CO INC				48.00	512017	EVC21434	PAYMENT OF INVOICE#EVC21434-GHENT OUTSIDE MAINTENANCE FOR THE PERIOD 2/6 THRU 2/12/2012	Feb-2012
14,151	Other	EVANS CONSTRUCTION CO INC				48.00	512100	EVC21434	PAYMENT OF INVOICE#EVC21434-GHENT OUTSIDE MAINTENANCE FOR THE PERIOD 2/6 THRU 2/12/2012	Feb-2012
14,152	Other	EVANS CONSTRUCTION CO INC				500.99	552100	EVC21436	CT SITE MAINT 02/06 - 02/12/12	MAR-2012
14,153	Other	EVANS CONSTRUCTION CO INC				294.70	552100	EVC21436	CT SITE MAINT 02/06 - 02/12/12	MAR-2012
14,154	Other	EVANS CONSTRUCTION CO INC				191.56	552100	EVC21436	CT SITE MAINT 02/06 - 02/12/12	MAR-2012
14,155	Other	EVANS CONSTRUCTION CO INC				29.47	553100	EVC21436	CT SITE MAINT 02/06 - 02/12/12	MAR-2012
14,156	Other	EVANS CONSTRUCTION CO INC				29.47	553100	EVC21436	CT SITE MAINT 02/06 - 02/12/12	MAR-2012
14,157	Other	EVANS CONSTRUCTION CO INC				29.47	553100	EVC21436	CT SITE MAINT 02/06 - 02/12/12	MAR-2012
14,158	Other	EVANS CONSTRUCTION CO INC				29.47	553100	EVC21436	CT SITE MAINT 02/06 - 02/12/12	MAR-2012
14,159	Other	EVANS CONSTRUCTION CO INC				29.47	554100	EVC21436	CT SITE MAINT 02/06 - 02/12/12	MAR-2012
14,160	Other	EVANS CONSTRUCTION CO INC				29.46	552100	EVC21436	CT SITE MAINT 02/06 - 02/12/12	MAR-2012
14,161	Other	EVANS CONSTRUCTION CO INC				14.74	552100	EVC21436	CT SITE MAINT 02/06 - 02/12/12	MAR-2012
14,162	Other	EVANS CONSTRUCTION CO INC				2,695.00	511100	EVC21437	MAINTENANCE 02/06 - 02/12/12	MAR-2012
14,163	Other	EVANS CONSTRUCTION CO INC				1,740.42	512100	EVC21437	MAINTENANCE 02/06 - 02/12/12	MAR-2012
14,164	Other	EVANS CONSTRUCTION CO INC				1,234.80	512017	EVC21437	MAINTENANCE 02/06 - 02/12/12	MAR-2012
14,165	Other	EVANS CONSTRUCTION CO INC				943.04	512100	EVC21437	MAINTENANCE 02/06 - 02/12/12	MAR-2012
14,166	Other	EVANS CONSTRUCTION CO INC				451.80	511100	EVC21437	MAINTENANCE 02/06 - 02/12/12	MAR-2012
14,167	Other	EVANS CONSTRUCTION CO INC				442.05	512100	EVC21437	MAINTENANCE 02/06 - 02/12/12	MAR-2012
14,168	Other	EVANS CONSTRUCTION CO INC				353.64	511100	EVC21437	MAINTENANCE 02/06 - 02/12/12	MAR-2012
14,169	Other	EVANS CONSTRUCTION CO INC				289.93	512017	EVC21437	MAINTENANCE 02/06 - 02/12/12	MAR-2012
14,170	Other	EVANS CONSTRUCTION CO INC				270.02	512055	EVC21437	MAINTENANCE 02/06 - 02/12/12	MAR-2012
14,171	Other	EVANS CONSTRUCTION CO INC				256.91	511100	EVC21437	MAINTENANCE 02/06 - 02/12/12	MAR-2012
14,172	Other	EVANS CONSTRUCTION CO INC				235.76	511100	EVC21437	MAINTENANCE 02/06 - 02/12/12	MAR-2012
14,173	Other	EVANS CONSTRUCTION CO INC				235.76	512100	EVC21437	MAINTENANCE 02/06 - 02/12/12	MAR-2012
14,174	Other	EVANS CONSTRUCTION CO INC				191.56	512100	EVC21437	MAINTENANCE 02/06 - 02/12/12	MAR-2012
14,175	Other	EVANS CONSTRUCTION CO INC				169.27	511100	EVC21437	MAINTENANCE 02/06 - 02/12/12	MAR-2012
14,176	Other	EVANS CONSTRUCTION CO INC				152.14	512100	EVC21437	MAINTENANCE 02/06 - 02/12/12	MAR-2012
14,177	Other	EVANS CONSTRUCTION CO INC				137.59	511100	EVC21437	MAINTENANCE 02/06 - 02/12/12	MAR-2012
14,178	Other	EVANS CONSTRUCTION CO INC				132.62	512100	EVC21437	MAINTENANCE 02/06 - 02/12/12	MAR-2012
14,179	Other	EVANS CONSTRUCTION CO INC				127.76	511100	EVC21437	MAINTENANCE 02/06 - 02/12/12	MAR-2012
14,180	Other	EVANS CONSTRUCTION CO INC				103.15	514100	EVC21437	MAINTENANCE 02/06 - 02/12/12	MAR-2012
14,181	Other	EVANS CONSTRUCTION CO INC				88.41	512100	EVC21437	MAINTENANCE 02/06 - 02/12/12	MAR-2012
14,182	Other	EVANS CONSTRUCTION CO INC				88.41	512100	EVC21437	MAINTENANCE 02/06 - 02/12/12	MAR-2012
14,183	Other	EVANS CONSTRUCTION CO INC				88.41	512100	EVC21437	MAINTENANCE 02/06 - 02/12/12	MAR-2012
14,184	Other	EVANS CONSTRUCTION CO INC				73.68	512055	EVC21437	MAINTENANCE 02/06 - 02/12/12	MAR-2012
14,185	Other	EVANS CONSTRUCTION CO INC				73.68	512100	EVC21437	MAINTENANCE 02/06 - 02/12/12	MAR-2012
14,186	Other	EVANS CONSTRUCTION CO INC				63.88	512017	EVC21437	MAINTENANCE 02/06 - 02/12/12	MAR-2012
14,187	Other	EVANS CONSTRUCTION CO INC				63.88	512017	EVC21437	MAINTENANCE 02/06 - 02/12/12	MAR-2012
14,188	Other	EVANS CONSTRUCTION CO INC				58.94	512055	EVC21437	MAINTENANCE 02/06 - 02/12/12	MAR-2012
14,189	Other	EVANS CONSTRUCTION CO INC				58.94	514100	EVC21437	MAINTENANCE 02/06 - 02/12/12	MAR-2012
14,190	Other	EVANS CONSTRUCTION CO INC				58.94	514100	EVC21437	MAINTENANCE 02/06 - 02/12/12	MAR-2012
14,191	Other	EVANS CONSTRUCTION CO INC				46.60	512055	EVC21437	MAINTENANCE 02/06 - 02/12/12	MAR-2012
14,192	Other	EVANS CONSTRUCTION CO INC				44.21	511100	EVC21437	MAINTENANCE 02/06 - 02/12/12	MAR-2012
14,193	Other	EVANS CONSTRUCTION CO INC				44.21	512100	EVC21437	MAINTENANCE 02/06 - 02/12/12	MAR-2012
14,194	Other	EVANS CONSTRUCTION CO INC				44.21	513100	EVC21437	MAINTENANCE 02/06 - 02/12/12	MAR-2012
14,195	Other	EVANS CONSTRUCTION CO INC				44.21	544100	EVC21437	MAINTENANCE 02/06 - 02/12/12	MAR-2012
14,196	Other	EVANS CONSTRUCTION CO INC				29.47	512100	EVC21437	MAINTENANCE 02/06 - 02/12/12	MAR-2012
14,197	Other	EVANS CONSTRUCTION CO INC				29.47	512100	EVC21437	MAINTENANCE 02/06 - 02/12/12	MAR-2012
14,198	Other	EVANS CONSTRUCTION CO INC				29.47	513100	EVC21437	MAINTENANCE 02/06 - 02/12/12	MAR-2012
14,199	Other	EVANS CONSTRUCTION CO INC				29.47	514100	EVC21437	MAINTENANCE 02/06 - 02/12/12	MAR-2012
14,200	Other	EVANS CONSTRUCTION CO INC				29.47	514100	EVC21437	MAINTENANCE 02/06 - 02/12/12	MAR-2012
14,201	Other	EVANS CONSTRUCTION CO INC				29.47	514100	EVC21437	MAINTENANCE 02/06 - 02/12/12	MAR-2012
14,202	Other	EVANS CONSTRUCTION CO INC				29.47	514100	EVC21437	MAINTENANCE 02/06 - 02/12/12	MAR-2012
14,203	Other	EVANS CONSTRUCTION CO INC				29.47	542100	EVC21437	MAINTENANCE 02/06 - 02/12/12	MAR-2012

KENTUCKY UTILITIES COMPANY
Case No. 2012- 00221
Analysis of Professional Services Expenses For the Test Year

(A)	(B)	(C)	(D)	(E)	(F)	(G)	(H)	(I)		
Line No.	Type	Vendor	Rate Case	Audit	Other	Total	Account	Invoice	Description	Period
14,204	Other	EVANS CONSTRUCTION CO INC				4,536.14	511100	EVC21438	GHENT FACILITY MAINT. FOR THE PERIOD 2/13 THRU 2/19/12	MAR-2012
14,205	Other	EVANS CONSTRUCTION CO INC				865.33	512100	EVC21438	GHENT FACILITY MAINT. FOR THE PERIOD 2/13 THRU 2/19/12	MAR-2012
14,206	Other	EVANS CONSTRUCTION CO INC				585.93	511100	EVC21438	GHENT FACILITY MAINT. FOR THE PERIOD 2/13 THRU 2/19/12	MAR-2012
14,207	Other	EVANS CONSTRUCTION CO INC				452.51	513100	EVC21438	GHENT FACILITY MAINT. FOR THE PERIOD 2/13 THRU 2/19/12	MAR-2012
14,208	Other	EVANS CONSTRUCTION CO INC				317.12	513100	EVC21438	GHENT FACILITY MAINT. FOR THE PERIOD 2/13 THRU 2/19/12	MAR-2012
14,209	Other	EVANS CONSTRUCTION CO INC				251.74	512100	EVC21438	GHENT FACILITY MAINT. FOR THE PERIOD 2/13 THRU 2/19/12	MAR-2012
14,210	Other	EVANS CONSTRUCTION CO INC				240.70	511100	EVC21438	GHENT FACILITY MAINT. FOR THE PERIOD 2/13 THRU 2/19/12	MAR-2012
14,211	Other	EVANS CONSTRUCTION CO INC				232.95	511100	EVC21438	GHENT FACILITY MAINT. FOR THE PERIOD 2/13 THRU 2/19/12	MAR-2012
14,212	Other	EVANS CONSTRUCTION CO INC				222.15	511100	EVC21438	GHENT FACILITY MAINT. FOR THE PERIOD 2/13 THRU 2/19/12	MAR-2012
14,213	Other	EVANS CONSTRUCTION CO INC				158.56	511100	EVC21438	GHENT FACILITY MAINT. FOR THE PERIOD 2/13 THRU 2/19/12	MAR-2012
14,214	Other	EVANS CONSTRUCTION CO INC				155.46	511100	EVC21438	GHENT FACILITY MAINT. FOR THE PERIOD 2/13 THRU 2/19/12	MAR-2012
14,215	Other	EVANS CONSTRUCTION CO INC				46.59	511100	EVC21438	GHENT FACILITY MAINT. FOR THE PERIOD 2/13 THRU 2/19/12	MAR-2012
14,216	Other	EVANS CONSTRUCTION CO INC				24.66	511100	EVC21438	GHENT FACILITY MAINT. FOR THE PERIOD 2/13 THRU 2/19/12	MAR-2012
14,217	Other	EVANS CONSTRUCTION CO INC				121.56	511100	EVC21439	GHENT WAREHOUSE/TOOLROOM SUPPORT FOR THE PERIOD 2/13 THRU 2/19/12	MAR-2012
14,218	Other	EVANS CONSTRUCTION CO INC				2,965.20	502003	EVC21440	GHENT OUTSIDE MAINTENANCE FOR THE PERIOD 2/13 THRU 2/19/12	MAR-2012
14,219	Other	EVANS CONSTRUCTION CO INC				2,865.81	511100	EVC21440	GHENT OUTSIDE MAINTENANCE FOR THE PERIOD 2/13 THRU 2/19/12	MAR-2012
14,220	Other	EVANS CONSTRUCTION CO INC				1,523.28	513100	EVC21440	GHENT OUTSIDE MAINTENANCE FOR THE PERIOD 2/13 THRU 2/19/12	MAR-2012
14,221	Other	EVANS CONSTRUCTION CO INC				1,207.79	511100	EVC21440	GHENT OUTSIDE MAINTENANCE FOR THE PERIOD 2/13 THRU 2/19/12	MAR-2012
14,222	Other	EVANS CONSTRUCTION CO INC				1,084.00	512017	EVC21440	GHENT OUTSIDE MAINTENANCE FOR THE PERIOD 2/13 THRU 2/19/12	MAR-2012
14,223	Other	EVANS CONSTRUCTION CO INC				504.08	511100	EVC21440	GHENT OUTSIDE MAINTENANCE FOR THE PERIOD 2/13 THRU 2/19/12	MAR-2012
14,224	Other	EVANS CONSTRUCTION CO INC				504.08	511100	EVC21440	GHENT OUTSIDE MAINTENANCE FOR THE PERIOD 2/13 THRU 2/19/12	MAR-2012
14,225	Other	EVANS CONSTRUCTION CO INC				367.80	512100	EVC21440	GHENT OUTSIDE MAINTENANCE FOR THE PERIOD 2/13 THRU 2/19/12	MAR-2012
14,226	Other	EVANS CONSTRUCTION CO INC				300.00	511100	EVC21440	GHENT OUTSIDE MAINTENANCE FOR THE PERIOD 2/13 THRU 2/19/12	MAR-2012
14,227	Other	EVANS CONSTRUCTION CO INC				275.85	511100	EVC21440	GHENT OUTSIDE MAINTENANCE FOR THE PERIOD 2/13 THRU 2/19/12	MAR-2012
14,228	Other	EVANS CONSTRUCTION CO INC				259.60	512100	EVC21440	GHENT OUTSIDE MAINTENANCE FOR THE PERIOD 2/13 THRU 2/19/12	MAR-2012
14,229	Other	EVANS CONSTRUCTION CO INC				258.88	511100	EVC21440	GHENT OUTSIDE MAINTENANCE FOR THE PERIOD 2/13 THRU 2/19/12	MAR-2012
14,230	Other	EVANS CONSTRUCTION CO INC				245.20	512005	EVC21440	GHENT OUTSIDE MAINTENANCE FOR THE PERIOD 2/13 THRU 2/19/12	MAR-2012
14,231	Other	EVANS CONSTRUCTION CO INC				245.20	512100	EVC21440	GHENT OUTSIDE MAINTENANCE FOR THE PERIOD 2/13 THRU 2/19/12	MAR-2012
14,232	Other	EVANS CONSTRUCTION CO INC				204.00	511100	EVC21440	GHENT OUTSIDE MAINTENANCE FOR THE PERIOD 2/13 THRU 2/19/12	MAR-2012
14,233	Other	EVANS CONSTRUCTION CO INC				204.00	511100	EVC21440	GHENT OUTSIDE MAINTENANCE FOR THE PERIOD 2/13 THRU 2/19/12	MAR-2012
14,234	Other	EVANS CONSTRUCTION CO INC				204.00	511100	EVC21440	GHENT OUTSIDE MAINTENANCE FOR THE PERIOD 2/13 THRU 2/19/12	MAR-2012
14,235	Other	EVANS CONSTRUCTION CO INC				183.90	512100	EVC21440	GHENT OUTSIDE MAINTENANCE FOR THE PERIOD 2/13 THRU 2/19/12	MAR-2012
14,236	Other	EVANS CONSTRUCTION CO INC				151.72	513100	EVC21440	GHENT OUTSIDE MAINTENANCE FOR THE PERIOD 2/13 THRU 2/19/12	MAR-2012
14,237	Other	EVANS CONSTRUCTION CO INC				142.80	512100	EVC21440	GHENT OUTSIDE MAINTENANCE FOR THE PERIOD 2/13 THRU 2/19/12	MAR-2012
14,238	Other	EVANS CONSTRUCTION CO INC				142.80	512100	EVC21440	GHENT OUTSIDE MAINTENANCE FOR THE PERIOD 2/13 THRU 2/19/12	MAR-2012
14,239	Other	EVANS CONSTRUCTION CO INC				129.80	511100	EVC21440	GHENT OUTSIDE MAINTENANCE FOR THE PERIOD 2/13 THRU 2/19/12	MAR-2012
14,240	Other	EVANS CONSTRUCTION CO INC				122.60	512100	EVC21440	GHENT OUTSIDE MAINTENANCE FOR THE PERIOD 2/13 THRU 2/19/12	MAR-2012
14,241	Other	EVANS CONSTRUCTION CO INC				122.60	512100	EVC21440	GHENT OUTSIDE MAINTENANCE FOR THE PERIOD 2/13 THRU 2/19/12	MAR-2012
14,242	Other	EVANS CONSTRUCTION CO INC				122.60	512100	EVC21440	GHENT OUTSIDE MAINTENANCE FOR THE PERIOD 2/13 THRU 2/19/12	MAR-2012
14,243	Other	EVANS CONSTRUCTION CO INC				102.01	513100	EVC21440	GHENT OUTSIDE MAINTENANCE FOR THE PERIOD 2/13 THRU 2/19/12	MAR-2012
14,244	Other	EVANS CONSTRUCTION CO INC				96.00	512017	EVC21440	GHENT OUTSIDE MAINTENANCE FOR THE PERIOD 2/13 THRU 2/19/12	MAR-2012
14,245	Other	EVANS CONSTRUCTION CO INC				61.30	512005	EVC21440	GHENT OUTSIDE MAINTENANCE FOR THE PERIOD 2/13 THRU 2/19/12	MAR-2012
14,246	Other	EVANS CONSTRUCTION CO INC				48.00	511100	EVC21440	GHENT OUTSIDE MAINTENANCE FOR THE PERIOD 2/13 THRU 2/19/12	MAR-2012
14,247	Other	EVANS CONSTRUCTION CO INC				427.32	552100	EVC21442	CT SITE MAINT 02/13 - 02/19/12	MAR-2012
14,248	Other	EVANS CONSTRUCTION CO INC				412.57	552100	EVC21442	CT SITE MAINT 02/13 - 02/19/12	MAR-2012
14,249	Other	EVANS CONSTRUCTION CO INC				58.94	554100	EVC21442	CT SITE MAINT 02/13 - 02/19/12	MAR-2012
14,250	Other	EVANS CONSTRUCTION CO INC				29.47	552100	EVC21442	CT SITE MAINT 02/13 - 02/19/12	MAR-2012
14,251	Other	EVANS CONSTRUCTION CO INC				14.74	552100	EVC21442	CT SITE MAINT 02/13 - 02/19/12	MAR-2012
14,252	Other	EVANS CONSTRUCTION CO INC				2,189.52	511100	EVC21443	RESIDENTIAL MAINT 02/13 - 02/19/12	MAR-2012
14,253	Other	EVANS CONSTRUCTION CO INC				1,861.23	512100	EVC21443	RESIDENTIAL MAINT 02/13 - 02/19/12	MAR-2012
14,254	Other	EVANS CONSTRUCTION CO INC				659.88	512017	EVC21443	RESIDENTIAL MAINT 02/13 - 02/19/12	MAR-2012
14,255	Other	EVANS CONSTRUCTION CO INC				618.87	512100	EVC21443	RESIDENTIAL MAINT 02/13 - 02/19/12	MAR-2012
14,256	Other	EVANS CONSTRUCTION CO INC				471.52	512100	EVC21443	RESIDENTIAL MAINT 02/13 - 02/19/12	MAR-2012
14,257	Other	EVANS CONSTRUCTION CO INC				456.42	512055	EVC21443	RESIDENTIAL MAINT 02/13 - 02/19/12	MAR-2012
14,258	Other	EVANS CONSTRUCTION CO INC				407.66	511100	EVC21443	RESIDENTIAL MAINT 02/13 - 02/19/12	MAR-2012
14,259	Other	EVANS CONSTRUCTION CO INC				392.99	511100	EVC21443	RESIDENTIAL MAINT 02/13 - 02/19/12	MAR-2012
14,260	Other	EVANS CONSTRUCTION CO INC				319.40	512017	EVC21443	RESIDENTIAL MAINT 02/13 - 02/19/12	MAR-2012
14,261	Other	EVANS CONSTRUCTION CO INC				304.28	542100	EVC21443	RESIDENTIAL MAINT 02/13 - 02/19/12	MAR-2012
14,262	Other	EVANS CONSTRUCTION CO INC				270.02	511100	EVC21443	RESIDENTIAL MAINT 02/13 - 02/19/12	MAR-2012

KENTUCKY UTILITIES COMPANY
Case No. 2012- 00221
Analysis of Professional Services Expenses For the Test Year

(A)	(B)	(C)	(D)	(E)	(F)	(G)	(H)	(I)		
Line No.	Type	Vendor	Rate Case	Audit	Other	Total	Account	Invoice	Description	Period
14,263	Other	EVANS CONSTRUCTION CO INC				250.50	511100	EVC21443	RESIDENTIAL MAINT 02/13 - 02/19/12	MAR-2012
14,264	Other	EVANS CONSTRUCTION CO INC				221.05	512100	EVC21443	RESIDENTIAL MAINT 02/13 - 02/19/12	MAR-2012
14,265	Other	EVANS CONSTRUCTION CO INC				206.29	512100	EVC21443	RESIDENTIAL MAINT 02/13 - 02/19/12	MAR-2012
14,266	Other	EVANS CONSTRUCTION CO INC				206.29	542100	EVC21443	RESIDENTIAL MAINT 02/13 - 02/19/12	MAR-2012
14,267	Other	EVANS CONSTRUCTION CO INC				191.64	512017	EVC21443	RESIDENTIAL MAINT 02/13 - 02/19/12	MAR-2012
14,268	Other	EVANS CONSTRUCTION CO INC				191.64	512017	EVC21443	RESIDENTIAL MAINT 02/13 - 02/19/12	MAR-2012
14,269	Other	EVANS CONSTRUCTION CO INC				152.14	511100	EVC21443	RESIDENTIAL MAINT 02/13 - 02/19/12	MAR-2012
14,270	Other	EVANS CONSTRUCTION CO INC				147.35	512055	EVC21443	RESIDENTIAL MAINT 02/13 - 02/19/12	MAR-2012
14,271	Other	EVANS CONSTRUCTION CO INC				127.76	511100	EVC21443	RESIDENTIAL MAINT 02/13 - 02/19/12	MAR-2012
14,272	Other	EVANS CONSTRUCTION CO INC				117.88	512100	EVC21443	RESIDENTIAL MAINT 02/13 - 02/19/12	MAR-2012
14,273	Other	EVANS CONSTRUCTION CO INC				117.88	513100	EVC21443	RESIDENTIAL MAINT 02/13 - 02/19/12	MAR-2012
14,274	Other	EVANS CONSTRUCTION CO INC				103.15	514100	EVC21443	RESIDENTIAL MAINT 02/13 - 02/19/12	MAR-2012
14,275	Other	EVANS CONSTRUCTION CO INC				93.20	513100	EVC21443	RESIDENTIAL MAINT 02/13 - 02/19/12	MAR-2012
14,276	Other	EVANS CONSTRUCTION CO INC				88.41	512100	EVC21443	RESIDENTIAL MAINT 02/13 - 02/19/12	MAR-2012
14,277	Other	EVANS CONSTRUCTION CO INC				88.41	512100	EVC21443	RESIDENTIAL MAINT 02/13 - 02/19/12	MAR-2012
14,278	Other	EVANS CONSTRUCTION CO INC				73.68	514100	EVC21443	RESIDENTIAL MAINT 02/13 - 02/19/12	MAR-2012
14,279	Other	EVANS CONSTRUCTION CO INC				73.68	514100	EVC21443	RESIDENTIAL MAINT 02/13 - 02/19/12	MAR-2012
14,280	Other	EVANS CONSTRUCTION CO INC				63.88	512017	EVC21443	RESIDENTIAL MAINT 02/13 - 02/19/12	MAR-2012
14,281	Other	EVANS CONSTRUCTION CO INC				63.88	512017	EVC21443	RESIDENTIAL MAINT 02/13 - 02/19/12	MAR-2012
14,282	Other	EVANS CONSTRUCTION CO INC				58.95	513100	EVC21443	RESIDENTIAL MAINT 02/13 - 02/19/12	MAR-2012
14,283	Other	EVANS CONSTRUCTION CO INC				58.94	511100	EVC21443	RESIDENTIAL MAINT 02/13 - 02/19/12	MAR-2012
14,284	Other	EVANS CONSTRUCTION CO INC				58.94	512100	EVC21443	RESIDENTIAL MAINT 02/13 - 02/19/12	MAR-2012
14,285	Other	EVANS CONSTRUCTION CO INC				44.21	512055	EVC21443	RESIDENTIAL MAINT 02/13 - 02/19/12	MAR-2012
14,286	Other	EVANS CONSTRUCTION CO INC				44.21	514100	EVC21443	RESIDENTIAL MAINT 02/13 - 02/19/12	MAR-2012
14,287	Other	EVANS CONSTRUCTION CO INC				44.21	514100	EVC21443	RESIDENTIAL MAINT 02/13 - 02/19/12	MAR-2012
14,288	Other	EVANS CONSTRUCTION CO INC				29.47	511100	EVC21443	RESIDENTIAL MAINT 02/13 - 02/19/12	MAR-2012
14,289	Other	EVANS CONSTRUCTION CO INC				29.47	512055	EVC21443	RESIDENTIAL MAINT 02/13 - 02/19/12	MAR-2012
14,290	Other	EVANS CONSTRUCTION CO INC				29.47	514100	EVC21443	RESIDENTIAL MAINT 02/13 - 02/19/12	MAR-2012
14,291	Other	EVANS CONSTRUCTION CO INC				29.47	514100	EVC21443	RESIDENTIAL MAINT 02/13 - 02/19/12	MAR-2012
14,292	Other	EVANS CONSTRUCTION CO INC				29.47	514100	EVC21443	RESIDENTIAL MAINT 02/13 - 02/19/12	MAR-2012
14,293	Other	EVANS CONSTRUCTION CO INC				29.47	514100	EVC21443	RESIDENTIAL MAINT 02/13 - 02/19/12	MAR-2012
14,294	Other	EVANS CONSTRUCTION CO INC				29.47	514100	EVC21443	RESIDENTIAL MAINT 02/13 - 02/19/12	MAR-2012
14,295	Other	EVANS CONSTRUCTION CO INC				29.47	514100	EVC21443	RESIDENTIAL MAINT 02/13 - 02/19/12	MAR-2012
14,296	Other	EVANS CONSTRUCTION CO INC				29.47	514100	EVC21443	RESIDENTIAL MAINT 02/13 - 02/19/12	MAR-2012
14,297	Other	EVANS CONSTRUCTION CO INC				29.47	514100	EVC21443	RESIDENTIAL MAINT 02/13 - 02/19/12	MAR-2012
14,298	Other	EVANS CONSTRUCTION CO INC				29.47	514100	EVC21443	RESIDENTIAL MAINT 02/13 - 02/19/12	MAR-2012
14,299	Other	EVANS CONSTRUCTION CO INC				29.47	542100	EVC21443	RESIDENTIAL MAINT 02/13 - 02/19/12	MAR-2012
14,300	Other	EVANS CONSTRUCTION CO INC				29.47	542100	EVC21443	RESIDENTIAL MAINT 02/13 - 02/19/12	MAR-2012
14,301	Other	EVANS CONSTRUCTION CO INC				29.47	544100	EVC21443	RESIDENTIAL MAINT 02/13 - 02/19/12	MAR-2012
14,302	Other	EVANS CONSTRUCTION CO INC				29.47	544100	EVC21443	RESIDENTIAL MAINT 02/13 - 02/19/12	MAR-2012
14,303	Other	EVANS CONSTRUCTION CO INC				29.47	545100	EVC21443	RESIDENTIAL MAINT 02/13 - 02/19/12	MAR-2012
14,304	Other	EVANS CONSTRUCTION CO INC				17.21	511100	EVC21443	RESIDENTIAL MAINT 02/13 - 02/19/12	MAR-2012
14,305	Other	EVANS CONSTRUCTION CO INC				17.21	512055	EVC21443	RESIDENTIAL MAINT 02/13 - 02/19/12	MAR-2012
14,306	Other	EVANS CONSTRUCTION CO INC				14.74	511100	EVC21443	RESIDENTIAL MAINT 02/13 - 02/19/12	MAR-2012
14,307	Other	EVANS CONSTRUCTION CO INC				14.74	514100	EVC21443	RESIDENTIAL MAINT 02/13 - 02/19/12	MAR-2012
14,308	Other	EVANS CONSTRUCTION CO INC				14.74	545100	EVC21443	RESIDENTIAL MAINT 02/13 - 02/19/12	MAR-2012
14,309	Other	EVANS CONSTRUCTION CO INC				14.74	545100	EVC21443	RESIDENTIAL MAINT 02/13 - 02/19/12	MAR-2012
14,310	Other	EVANS CONSTRUCTION CO INC				383.12	552100	EVC21445	CT SITE MAINT 02/20 - 02/26/12	MAR-2012
14,311	Other	EVANS CONSTRUCTION CO INC				383.11	553100	EVC21445	CT SITE MAINT 02/20 - 02/26/12	MAR-2012
14,312	Other	EVANS CONSTRUCTION CO INC				221.05	552100	EVC21445	CT SITE MAINT 02/20 - 02/26/12	MAR-2012
14,313	Other	EVANS CONSTRUCTION CO INC				191.56	553100	EVC21445	CT SITE MAINT 02/20 - 02/26/12	MAR-2012
14,314	Other	EVANS CONSTRUCTION CO INC				1,532.44	512100	EVC21446	MAINTENANCE 02/20 - 02/26/12	MAR-2012
14,315	Other	EVANS CONSTRUCTION CO INC				1,438.48	512017	EVC21446	MAINTENANCE 02/20 - 02/26/12	MAR-2012
14,316	Other	EVANS CONSTRUCTION CO INC				1,293.19	512055	EVC21446	MAINTENANCE 02/20 - 02/26/12	MAR-2012
14,317	Other	EVANS CONSTRUCTION CO INC				524.05	512017	EVC21446	MAINTENANCE 02/20 - 02/26/12	MAR-2012
14,318	Other	EVANS CONSTRUCTION CO INC				515.98	511100	EVC21446	MAINTENANCE 02/20 - 02/26/12	MAR-2012
14,319	Other	EVANS CONSTRUCTION CO INC				442.05	512100	EVC21446	MAINTENANCE 02/20 - 02/26/12	MAR-2012
14,320	Other	EVANS CONSTRUCTION CO INC				412.75	512055	EVC21446	MAINTENANCE 02/20 - 02/26/12	MAR-2012
14,321	Other	EVANS CONSTRUCTION CO INC				383.11	512100	EVC21446	MAINTENANCE 02/20 - 02/26/12	MAR-2012
14,322	Other	EVANS CONSTRUCTION CO INC				380.35	513100	EVC21446	MAINTENANCE 02/20 - 02/26/12	MAR-2012

KENTUCKY UTILITIES COMPANY
Case No. 2012- 00221
Analysis of Professional Services Expenses For the Test Year

(A)	(B)	(C)	(D)	(E)	(F)	(G)	(H)	(I)		
Line No.	Type	Vendor	Rate Case	Audit	Other	Total	Account	Invoice	Description	Period
14,323	Other	EVANS CONSTRUCTION CO INC				353.64	542100	EVC21446	MAINTENANCE 02/20 - 02/26/12	MAR-2012
14,324	Other	EVANS CONSTRUCTION CO INC				289.93	512017	EVC21446	MAINTENANCE 02/20 - 02/26/12	MAR-2012
14,325	Other	EVANS CONSTRUCTION CO INC				266.25	511100	EVC21446	MAINTENANCE 02/20 - 02/26/12	MAR-2012
14,326	Other	EVANS CONSTRUCTION CO INC				266.25	511100	EVC21446	MAINTENANCE 02/20 - 02/26/12	MAR-2012
14,327	Other	EVANS CONSTRUCTION CO INC				265.25	512100	EVC21446	MAINTENANCE 02/20 - 02/26/12	MAR-2012
14,328	Other	EVANS CONSTRUCTION CO INC				235.76	511100	EVC21446	MAINTENANCE 02/20 - 02/26/12	MAR-2012
14,329	Other	EVANS CONSTRUCTION CO INC				208.73	513100	EVC21446	MAINTENANCE 02/20 - 02/26/12	MAR-2012
14,330	Other	EVANS CONSTRUCTION CO INC				176.82	512100	EVC21446	MAINTENANCE 02/20 - 02/26/12	MAR-2012
14,331	Other	EVANS CONSTRUCTION CO INC				152.14	511100	EVC21446	MAINTENANCE 02/20 - 02/26/12	MAR-2012
14,332	Other	EVANS CONSTRUCTION CO INC				117.88	512100	EVC21446	MAINTENANCE 02/20 - 02/26/12	MAR-2012
14,333	Other	EVANS CONSTRUCTION CO INC				117.88	512100	EVC21446	MAINTENANCE 02/20 - 02/26/12	MAR-2012
14,334	Other	EVANS CONSTRUCTION CO INC				110.48	511100	EVC21446	MAINTENANCE 02/20 - 02/26/12	MAR-2012
14,335	Other	EVANS CONSTRUCTION CO INC				93.28	511100	EVC21446	MAINTENANCE 02/20 - 02/26/12	MAR-2012
14,336	Other	EVANS CONSTRUCTION CO INC				88.41	512100	EVC21446	MAINTENANCE 02/20 - 02/26/12	MAR-2012
14,337	Other	EVANS CONSTRUCTION CO INC				88.41	514100	EVC21446	MAINTENANCE 02/20 - 02/26/12	MAR-2012
14,338	Other	EVANS CONSTRUCTION CO INC				88.41	514100	EVC21446	MAINTENANCE 02/20 - 02/26/12	MAR-2012
14,339	Other	EVANS CONSTRUCTION CO INC				88.41	514100	EVC21446	MAINTENANCE 02/20 - 02/26/12	MAR-2012
14,340	Other	EVANS CONSTRUCTION CO INC				73.68	512100	EVC21446	MAINTENANCE 02/20 - 02/26/12	MAR-2012
14,341	Other	EVANS CONSTRUCTION CO INC				73.68	512100	EVC21446	MAINTENANCE 02/20 - 02/26/12	MAR-2012
14,342	Other	EVANS CONSTRUCTION CO INC				73.68	514100	EVC21446	MAINTENANCE 02/20 - 02/26/12	MAR-2012
14,343	Other	EVANS CONSTRUCTION CO INC				73.68	542100	EVC21446	MAINTENANCE 02/20 - 02/26/12	MAR-2012
14,344	Other	EVANS CONSTRUCTION CO INC				63.88	511100	EVC21446	MAINTENANCE 02/20 - 02/26/12	MAR-2012
14,345	Other	EVANS CONSTRUCTION CO INC				63.88	512017	EVC21446	MAINTENANCE 02/20 - 02/26/12	MAR-2012
14,346	Other	EVANS CONSTRUCTION CO INC				63.88	512017	EVC21446	MAINTENANCE 02/20 - 02/26/12	MAR-2012
14,347	Other	EVANS CONSTRUCTION CO INC				58.94	512100	EVC21446	MAINTENANCE 02/20 - 02/26/12	MAR-2012
14,348	Other	EVANS CONSTRUCTION CO INC				58.94	512100	EVC21446	MAINTENANCE 02/20 - 02/26/12	MAR-2012
14,349	Other	EVANS CONSTRUCTION CO INC				58.94	512100	EVC21446	MAINTENANCE 02/20 - 02/26/12	MAR-2012
14,350	Other	EVANS CONSTRUCTION CO INC				58.94	512100	EVC21446	MAINTENANCE 02/20 - 02/26/12	MAR-2012
14,351	Other	EVANS CONSTRUCTION CO INC				58.94	512100	EVC21446	MAINTENANCE 02/20 - 02/26/12	MAR-2012
14,352	Other	EVANS CONSTRUCTION CO INC				58.94	514100	EVC21446	MAINTENANCE 02/20 - 02/26/12	MAR-2012
14,353	Other	EVANS CONSTRUCTION CO INC				44.21	512100	EVC21446	MAINTENANCE 02/20 - 02/26/12	MAR-2012
14,354	Other	EVANS CONSTRUCTION CO INC				44.21	514100	EVC21446	MAINTENANCE 02/20 - 02/26/12	MAR-2012
14,355	Other	EVANS CONSTRUCTION CO INC				44.21	514100	EVC21446	MAINTENANCE 02/20 - 02/26/12	MAR-2012
14,356	Other	EVANS CONSTRUCTION CO INC				29.47	511100	EVC21446	MAINTENANCE 02/20 - 02/26/12	MAR-2012
14,357	Other	EVANS CONSTRUCTION CO INC				29.47	514100	EVC21446	MAINTENANCE 02/20 - 02/26/12	MAR-2012
14,358	Other	EVANS CONSTRUCTION CO INC				29.47	514100	EVC21446	MAINTENANCE 02/20 - 02/26/12	MAR-2012
14,359	Other	EVANS CONSTRUCTION CO INC				29.47	514100	EVC21446	MAINTENANCE 02/20 - 02/26/12	MAR-2012
14,360	Other	EVANS CONSTRUCTION CO INC				29.47	514100	EVC21446	MAINTENANCE 02/20 - 02/26/12	MAR-2012
14,361	Other	EVANS CONSTRUCTION CO INC				29.47	514100	EVC21446	MAINTENANCE 02/20 - 02/26/12	MAR-2012
14,362	Other	EVANS CONSTRUCTION CO INC				29.47	514100	EVC21446	MAINTENANCE 02/20 - 02/26/12	MAR-2012
14,363	Other	EVANS CONSTRUCTION CO INC				29.47	514100	EVC21446	MAINTENANCE 02/20 - 02/26/12	MAR-2012
14,364	Other	EVANS CONSTRUCTION CO INC				29.47	544100	EVC21446	MAINTENANCE 02/20 - 02/26/12	MAR-2012
14,365	Other	EVANS CONSTRUCTION CO INC				14.74	513100	EVC21446	MAINTENANCE 02/20 - 02/26/12	MAR-2012
14,366	Other	EVANS CONSTRUCTION CO INC				14.74	513100	EVC21446	MAINTENANCE 02/20 - 02/26/12	MAR-2012
14,367	Other	EVANS CONSTRUCTION CO INC				14.74	513100	EVC21446	MAINTENANCE 02/20 - 02/26/12	MAR-2012
14,368	Other	EVANS CONSTRUCTION CO INC				14.74	514100	EVC21446	MAINTENANCE 02/20 - 02/26/12	MAR-2012
14,369	Other	EVANS CONSTRUCTION CO INC				14.74	545100	EVC21446	MAINTENANCE 02/20 - 02/26/12	MAR-2012
14,370	Other	EVANS CONSTRUCTION CO INC				758.05	923900	EVC21450	EVANS - MAINTENANCE - SIMPSONVILLE - INV #EVC21450 DATED 3/7/2012	MAR-2012
14,371	Other	EVANS CONSTRUCTION CO INC				64.00	588100	EVC21452	Truck washing 2012	MAR-2012
14,372	Other	EVANS CONSTRUCTION CO INC				44.00	588100	EVC21452	Truck washing 2012	MAR-2012
14,373	Other	EVANS CONSTRUCTION CO INC				44.00	588100	EVC21452	Truck washing 2012	MAR-2012
14,374	Other	EVANS CONSTRUCTION CO INC				44.00	588100	EVC21452	Truck washing 2012	MAR-2012
14,375	Other	EVANS CONSTRUCTION CO INC				44.00	588100	EVC21452	Truck washing 2012	MAR-2012
14,376	Other	EVANS CONSTRUCTION CO INC				22.00	588100	EVC21452	Truck washing 2012	MAR-2012
14,377	Other	EVANS CONSTRUCTION CO INC				22.00	588100	EVC21452	Truck washing 2012	MAR-2012
14,378	Other	EVANS CONSTRUCTION CO INC				22.00	588100	EVC21452	Truck washing 2012	MAR-2012
14,379	Other	EVANS CONSTRUCTION CO INC				22.00	588100	EVC21452	Truck washing 2012	MAR-2012
14,380	Other	EVANS CONSTRUCTION CO INC				22.00	588100	EVC21452	Truck washing 2012	MAR-2012
14,381	Other	EVANS CONSTRUCTION CO INC				22.00	588100	EVC21452	Truck washing 2012	MAR-2012
14,382	Other	EVANS CONSTRUCTION CO INC				460.80	502100	EVC21453	PROVIDE JANITORIAL WORK FOR SYS LAB 3/1/11 THRU 12/31/11	MAR-2012

KENTUCKY UTILITIES COMPANY
Case No. 2012- 00221
Analysis of Professional Services Expenses For the Test Year

(A)	(B)	(C)	(D)	(E)	(F)	(G)	(H)	(I)		
Line No.	Type	Vendor	Rate Case	Audit	Other	Total	Account	Invoice	Description	Period
14,383	Other	EVANS CONSTRUCTION CO INC				2,224.40	501090	EVC21454	PROVIDE SERVICES FOR COAL SAMPLE PREPARATION AT SYSTEM LAB 1/11/12 - 1/11/13	MAR-2012
14,384	Other	EVANS CONSTRUCTION CO INC				964.40	506100	EVC21624	LABOR TO TEST AND TREAT SEWAGE WATER	MAR-2012
14,385	Other	EVANS CONSTRUCTION CO INC				1,183.36	506100	EVC21625	LABOR TO CLEAN TYRONE STATION	MAR-2012
14,386	Other	EVANS CONSTRUCTION CO INC				26,996.17	511100	EVC21626	JANITORIAL SERVICES FOR FEBRUARY 2012	MAR-2012
14,387	Other	EVANS CONSTRUCTION CO INC				2,530.14	511100	EVC21626	JANITORIAL SERVICES FOR FEBRUARY 2012	MAR-2012
14,388	Other	EVANS CONSTRUCTION CO INC				1,268.88	511100	EVC21627	WORK DONE OUTSIDE OF THE JANITORIAL SCOPE	MAR-2012
14,389	Other	EVANS CONSTRUCTION CO INC				32,088.28	501090	EVC21628	COAL YARD MAINTENANCE FOR EW BROWN 01-30 - 02/26/12	MAR-2012
14,390	Other	EVANS CONSTRUCTION CO INC				2,613.37	512100	EVC21652	GHEENT FACILITY MAINTENANCE FOR THE PERIOD 2/20 THRU 2/26/12	MAR-2012
14,391	Other	EVANS CONSTRUCTION CO INC				599.76	512100	EVC21652	GHEENT FACILITY MAINTENANCE FOR THE PERIOD 2/20 THRU 2/26/12	MAR-2012
14,392	Other	EVANS CONSTRUCTION CO INC				479.21	514100	EVC21652	GHEENT FACILITY MAINTENANCE FOR THE PERIOD 2/20 THRU 2/26/12	MAR-2012
14,393	Other	EVANS CONSTRUCTION CO INC				388.65	512100	EVC21652	GHEENT FACILITY MAINTENANCE FOR THE PERIOD 2/20 THRU 2/26/12	MAR-2012
14,394	Other	EVANS CONSTRUCTION CO INC				385.12	511100	EVC21652	GHEENT FACILITY MAINTENANCE FOR THE PERIOD 2/20 THRU 2/26/12	MAR-2012
14,395	Other	EVANS CONSTRUCTION CO INC				258.87	511100	EVC21652	GHEENT FACILITY MAINTENANCE FOR THE PERIOD 2/20 THRU 2/26/12	MAR-2012
14,396	Other	EVANS CONSTRUCTION CO INC				210.98	511100	EVC21652	GHEENT FACILITY MAINTENANCE FOR THE PERIOD 2/20 THRU 2/26/12	MAR-2012
14,397	Other	EVANS CONSTRUCTION CO INC				174.01	514100	EVC21652	GHEENT FACILITY MAINTENANCE FOR THE PERIOD 2/20 THRU 2/26/12	MAR-2012
14,398	Other	EVANS CONSTRUCTION CO INC				155.46	513100	EVC21652	GHEENT FACILITY MAINTENANCE FOR THE PERIOD 2/20 THRU 2/26/12	MAR-2012
14,399	Other	EVANS CONSTRUCTION CO INC				116.48	512100	EVC21652	GHEENT FACILITY MAINTENANCE FOR THE PERIOD 2/20 THRU 2/26/12	MAR-2012
14,400	Other	EVANS CONSTRUCTION CO INC				79.28	512100	EVC21652	GHEENT FACILITY MAINTENANCE FOR THE PERIOD 2/20 THRU 2/26/12	MAR-2012
14,401	Other	EVANS CONSTRUCTION CO INC				24.66	512101	EVC21652	GHEENT FACILITY MAINTENANCE FOR THE PERIOD 2/20 THRU 2/26/12	MAR-2012
14,402	Other	EVANS CONSTRUCTION CO INC				1,557.64	511100	EVC21653	GHEENT WAREHOUSE/TOOLROOM SUPPORT FOR THE PERIOD 2/20 THRU 2/26/12	MAR-2012
14,403	Other	EVANS CONSTRUCTION CO INC				2,284.18	502003	EVC21654	GHEENT OUTSIDE MAINTENANCE FOR THE PERIOD 2/20 THRU 2/26/12	MAR-2012
14,404	Other	EVANS CONSTRUCTION CO INC				1,998.05	513100	EVC21654	GHEENT OUTSIDE MAINTENANCE FOR THE PERIOD 2/20 THRU 2/26/12	MAR-2012
14,405	Other	EVANS CONSTRUCTION CO INC				1,710.30	512100	EVC21654	GHEENT OUTSIDE MAINTENANCE FOR THE PERIOD 2/20 THRU 2/26/12	MAR-2012
14,406	Other	EVANS CONSTRUCTION CO INC				1,372.10	513100	EVC21654	GHEENT OUTSIDE MAINTENANCE FOR THE PERIOD 2/20 THRU 2/26/12	MAR-2012
14,407	Other	EVANS CONSTRUCTION CO INC				1,135.75	512005	EVC21654	GHEENT OUTSIDE MAINTENANCE FOR THE PERIOD 2/20 THRU 2/26/12	MAR-2012
14,408	Other	EVANS CONSTRUCTION CO INC				677.50	512017	EVC21654	GHEENT OUTSIDE MAINTENANCE FOR THE PERIOD 2/20 THRU 2/26/12	MAR-2012
14,409	Other	EVANS CONSTRUCTION CO INC				436.10	511100	EVC21654	GHEENT OUTSIDE MAINTENANCE FOR THE PERIOD 2/20 THRU 2/26/12	MAR-2012
14,410	Other	EVANS CONSTRUCTION CO INC				429.10	513100	EVC21654	GHEENT OUTSIDE MAINTENANCE FOR THE PERIOD 2/20 THRU 2/26/12	MAR-2012
14,411	Other	EVANS CONSTRUCTION CO INC				371.00	511100	EVC21654	GHEENT OUTSIDE MAINTENANCE FOR THE PERIOD 2/20 THRU 2/26/12	MAR-2012
14,412	Other	EVANS CONSTRUCTION CO INC				348.88	512005	EVC21654	GHEENT OUTSIDE MAINTENANCE FOR THE PERIOD 2/20 THRU 2/26/12	MAR-2012
14,413	Other	EVANS CONSTRUCTION CO INC				341.37	512100	EVC21654	GHEENT OUTSIDE MAINTENANCE FOR THE PERIOD 2/20 THRU 2/26/12	MAR-2012
14,414	Other	EVANS CONSTRUCTION CO INC				323.60	511100	EVC21654	GHEENT OUTSIDE MAINTENANCE FOR THE PERIOD 2/20 THRU 2/26/12	MAR-2012
14,415	Other	EVANS CONSTRUCTION CO INC				323.60	511100	EVC21654	GHEENT OUTSIDE MAINTENANCE FOR THE PERIOD 2/20 THRU 2/26/12	MAR-2012
14,416	Other	EVANS CONSTRUCTION CO INC				306.50	511100	EVC21654	GHEENT OUTSIDE MAINTENANCE FOR THE PERIOD 2/20 THRU 2/26/12	MAR-2012
14,417	Other	EVANS CONSTRUCTION CO INC				303.44	512100	EVC21654	GHEENT OUTSIDE MAINTENANCE FOR THE PERIOD 2/20 THRU 2/26/12	MAR-2012
14,418	Other	EVANS CONSTRUCTION CO INC				303.00	513100	EVC21654	GHEENT OUTSIDE MAINTENANCE FOR THE PERIOD 2/20 THRU 2/26/12	MAR-2012
14,419	Other	EVANS CONSTRUCTION CO INC				301.60	514100	EVC21654	GHEENT OUTSIDE MAINTENANCE FOR THE PERIOD 2/20 THRU 2/26/12	MAR-2012
14,420	Other	EVANS CONSTRUCTION CO INC				295.23	511100	EVC21654	GHEENT OUTSIDE MAINTENANCE FOR THE PERIOD 2/20 THRU 2/26/12	MAR-2012
14,421	Other	EVANS CONSTRUCTION CO INC				255.00	511100	EVC21654	GHEENT OUTSIDE MAINTENANCE FOR THE PERIOD 2/20 THRU 2/26/12	MAR-2012
14,422	Other	EVANS CONSTRUCTION CO INC				255.00	511100	EVC21654	GHEENT OUTSIDE MAINTENANCE FOR THE PERIOD 2/20 THRU 2/26/12	MAR-2012
14,423	Other	EVANS CONSTRUCTION CO INC				255.00	511100	EVC21654	GHEENT OUTSIDE MAINTENANCE FOR THE PERIOD 2/20 THRU 2/26/12	MAR-2012
14,424	Other	EVANS CONSTRUCTION CO INC				204.00	512005	EVC21654	GHEENT OUTSIDE MAINTENANCE FOR THE PERIOD 2/20 THRU 2/26/12	MAR-2012
14,425	Other	EVANS CONSTRUCTION CO INC				192.00	512005	EVC21654	GHEENT OUTSIDE MAINTENANCE FOR THE PERIOD 2/20 THRU 2/26/12	MAR-2012
14,426	Other	EVANS CONSTRUCTION CO INC				162.25	512100	EVC21654	GHEENT OUTSIDE MAINTENANCE FOR THE PERIOD 2/20 THRU 2/26/12	MAR-2012
14,427	Other	EVANS CONSTRUCTION CO INC				153.25	513100	EVC21654	GHEENT OUTSIDE MAINTENANCE FOR THE PERIOD 2/20 THRU 2/26/12	MAR-2012
14,428	Other	EVANS CONSTRUCTION CO INC				122.60	512005	EVC21654	GHEENT OUTSIDE MAINTENANCE FOR THE PERIOD 2/20 THRU 2/26/12	MAR-2012
14,429	Other	EVANS CONSTRUCTION CO INC				122.60	513100	EVC21654	GHEENT OUTSIDE MAINTENANCE FOR THE PERIOD 2/20 THRU 2/26/12	MAR-2012
14,430	Other	EVANS CONSTRUCTION CO INC				61.30	513100	EVC21654	GHEENT OUTSIDE MAINTENANCE FOR THE PERIOD 2/20 THRU 2/26/12	MAR-2012
14,431	Other	EVANS CONSTRUCTION CO INC				48.00	512017	EVC21654	GHEENT OUTSIDE MAINTENANCE FOR THE PERIOD 2/20 THRU 2/26/12	MAR-2012
14,432	Other	EVANS CONSTRUCTION CO INC				48.00	512100	EVC21654	GHEENT OUTSIDE MAINTENANCE FOR THE PERIOD 2/20 THRU 2/26/12	MAR-2012
14,433	Other	EVANS CONSTRUCTION CO INC				48.00	513100	EVC21654	GHEENT OUTSIDE MAINTENANCE FOR THE PERIOD 2/20 THRU 2/26/12	MAR-2012
14,434	Other	EVANS CONSTRUCTION CO INC				1,239.94	553100	EVC21656	CT SITE MAINT 02/27 - 03/04/12	MAR-2012
14,435	Other	EVANS CONSTRUCTION CO INC				162.10	552100	EVC21656	CT SITE MAINT 02/27 - 03/04/12	MAR-2012
14,436	Other	EVANS CONSTRUCTION CO INC				2,283.93	512100	EVC21657	RESIDENTIAL LABOR 02/27 - 03/04/12	MAR-2012
14,437	Other	EVANS CONSTRUCTION CO INC				1,872.86	512017	EVC21657	RESIDENTIAL LABOR 02/27 - 03/04/12	MAR-2012
14,438	Other	EVANS CONSTRUCTION CO INC				1,252.76	512055	EVC21657	RESIDENTIAL LABOR 02/27 - 03/04/12	MAR-2012
14,439	Other	EVANS CONSTRUCTION CO INC				456.42	511100	EVC21657	RESIDENTIAL LABOR 02/27 - 03/04/12	MAR-2012
14,440	Other	EVANS CONSTRUCTION CO INC				397.85	512100	EVC21657	RESIDENTIAL LABOR 02/27 - 03/04/12	MAR-2012

KENTUCKY UTILITIES COMPANY
Case No. 2012- 00221
Analysis of Professional Services Expenses For the Test Year

(A)	(B)	(C)	(D)	(E)	(F)	(G)	(H)	(I)		
Line No.	Type	Vendor	Rate Case	Audit	Other	Total	Account	Invoice	Description	Period
14,441	Other	EVANS CONSTRUCTION CO INC				344.71	511100	EVC21657	RESIDENTIAL LABOR 02/27 - 03/04/12	MAR-2012
14,442	Other	EVANS CONSTRUCTION CO INC				297.03	511100	EVC21657	RESIDENTIAL LABOR 02/27 - 03/04/12	MAR-2012
14,443	Other	EVANS CONSTRUCTION CO INC				289.93	512017	EVC21657	RESIDENTIAL LABOR 02/27 - 03/04/12	MAR-2012
14,444	Other	EVANS CONSTRUCTION CO INC				279.97	542100	EVC21657	RESIDENTIAL LABOR 02/27 - 03/04/12	MAR-2012
14,445	Other	EVANS CONSTRUCTION CO INC				235.76	554100	EVC21657	RESIDENTIAL LABOR 02/27 - 03/04/12	MAR-2012
14,446	Other	EVANS CONSTRUCTION CO INC				228.21	511100	EVC21657	RESIDENTIAL LABOR 02/27 - 03/04/12	MAR-2012
14,447	Other	EVANS CONSTRUCTION CO INC				228.21	552100	EVC21657	RESIDENTIAL LABOR 02/27 - 03/04/12	MAR-2012
14,448	Other	EVANS CONSTRUCTION CO INC				221.03	511100	EVC21657	RESIDENTIAL LABOR 02/27 - 03/04/12	MAR-2012
14,449	Other	EVANS CONSTRUCTION CO INC				191.56	514100	EVC21657	RESIDENTIAL LABOR 02/27 - 03/04/12	MAR-2012
14,450	Other	EVANS CONSTRUCTION CO INC				179.38	511100	EVC21657	RESIDENTIAL LABOR 02/27 - 03/04/12	MAR-2012
14,451	Other	EVANS CONSTRUCTION CO INC				176.82	512055	EVC21657	RESIDENTIAL LABOR 02/27 - 03/04/12	MAR-2012
14,452	Other	EVANS CONSTRUCTION CO INC				176.82	512100	EVC21657	RESIDENTIAL LABOR 02/27 - 03/04/12	MAR-2012
14,453	Other	EVANS CONSTRUCTION CO INC				176.82	512100	EVC21657	RESIDENTIAL LABOR 02/27 - 03/04/12	MAR-2012
14,454	Other	EVANS CONSTRUCTION CO INC				103.15	512100	EVC21657	RESIDENTIAL LABOR 02/27 - 03/04/12	MAR-2012
14,455	Other	EVANS CONSTRUCTION CO INC				88.41	513100	EVC21657	RESIDENTIAL LABOR 02/27 - 03/04/12	MAR-2012
14,456	Other	EVANS CONSTRUCTION CO INC				88.41	542100	EVC21657	RESIDENTIAL LABOR 02/27 - 03/04/12	MAR-2012
14,457	Other	EVANS CONSTRUCTION CO INC				58.96	511100	EVC21657	RESIDENTIAL LABOR 02/27 - 03/04/12	MAR-2012
14,458	Other	EVANS CONSTRUCTION CO INC				58.94	512055	EVC21657	RESIDENTIAL LABOR 02/27 - 03/04/12	MAR-2012
14,459	Other	EVANS CONSTRUCTION CO INC				58.94	512055	EVC21657	RESIDENTIAL LABOR 02/27 - 03/04/12	MAR-2012
14,460	Other	EVANS CONSTRUCTION CO INC				58.94	512100	EVC21657	RESIDENTIAL LABOR 02/27 - 03/04/12	MAR-2012
14,461	Other	EVANS CONSTRUCTION CO INC				58.94	514100	EVC21657	RESIDENTIAL LABOR 02/27 - 03/04/12	MAR-2012
14,462	Other	EVANS CONSTRUCTION CO INC				58.94	514100	EVC21657	RESIDENTIAL LABOR 02/27 - 03/04/12	MAR-2012
14,463	Other	EVANS CONSTRUCTION CO INC				58.94	514100	EVC21657	RESIDENTIAL LABOR 02/27 - 03/04/12	MAR-2012
14,464	Other	EVANS CONSTRUCTION CO INC				58.94	514100	EVC21657	RESIDENTIAL LABOR 02/27 - 03/04/12	MAR-2012
14,465	Other	EVANS CONSTRUCTION CO INC				44.21	512100	EVC21657	RESIDENTIAL LABOR 02/27 - 03/04/12	MAR-2012
14,466	Other	EVANS CONSTRUCTION CO INC				44.21	514100	EVC21657	RESIDENTIAL LABOR 02/27 - 03/04/12	MAR-2012
14,467	Other	EVANS CONSTRUCTION CO INC				34.41	512017	EVC21657	RESIDENTIAL LABOR 02/27 - 03/04/12	MAR-2012
14,468	Other	EVANS CONSTRUCTION CO INC				34.41	512017	EVC21657	RESIDENTIAL LABOR 02/27 - 03/04/12	MAR-2012
14,469	Other	EVANS CONSTRUCTION CO INC				29.47	512055	EVC21657	RESIDENTIAL LABOR 02/27 - 03/04/12	MAR-2012
14,470	Other	EVANS CONSTRUCTION CO INC				29.47	512100	EVC21657	RESIDENTIAL LABOR 02/27 - 03/04/12	MAR-2012
14,471	Other	EVANS CONSTRUCTION CO INC				29.47	512100	EVC21657	RESIDENTIAL LABOR 02/27 - 03/04/12	MAR-2012
14,472	Other	EVANS CONSTRUCTION CO INC				29.47	512100	EVC21657	RESIDENTIAL LABOR 02/27 - 03/04/12	MAR-2012
14,473	Other	EVANS CONSTRUCTION CO INC				29.47	512100	EVC21657	RESIDENTIAL LABOR 02/27 - 03/04/12	MAR-2012
14,474	Other	EVANS CONSTRUCTION CO INC				29.47	514100	EVC21657	RESIDENTIAL LABOR 02/27 - 03/04/12	MAR-2012
14,475	Other	EVANS CONSTRUCTION CO INC				29.47	542100	EVC21657	RESIDENTIAL LABOR 02/27 - 03/04/12	MAR-2012
14,476	Other	EVANS CONSTRUCTION CO INC				29.47	542100	EVC21657	RESIDENTIAL LABOR 02/27 - 03/04/12	MAR-2012
14,477	Other	EVANS CONSTRUCTION CO INC				14.74	514100	EVC21657	RESIDENTIAL LABOR 02/27 - 03/04/12	MAR-2012
14,478	Other	EVANS CONSTRUCTION CO INC				14.74	545100	EVC21657	RESIDENTIAL LABOR 02/27 - 03/04/12	MAR-2012
14,479	Other	EVANS CONSTRUCTION CO INC				14.74	542100	EVC21657	RESIDENTIAL LABOR 02/27 - 03/04/12	MAR-2012
14,480	Other	EVANS CONSTRUCTION CO INC				14.74	545100	EVC21657	RESIDENTIAL LABOR 02/27 - 03/04/12	MAR-2012
14,481	Other	EVANS CONSTRUCTION CO INC				3,744.72	512100	EVC21658	GHENT FACILITY MAINTENANCE FOR THE PERIOD 2/27 THRU 3/4/1	MAR-2012
14,482	Other	EVANS CONSTRUCTION CO INC				632.44	511100	EVC21658	GHENT FACILITY MAINTENANCE FOR THE PERIOD 2/27 THRU 3/4/1	MAR-2012
14,483	Other	EVANS CONSTRUCTION CO INC				359.17	511100	EVC21658	GHENT FACILITY MAINTENANCE FOR THE PERIOD 2/27 THRU 3/4/1	MAR-2012
14,484	Other	EVANS CONSTRUCTION CO INC				207.88	514100	EVC21658	GHENT FACILITY MAINTENANCE FOR THE PERIOD 2/27 THRU 3/4/1	MAR-2012
14,485	Other	EVANS CONSTRUCTION CO INC				49.32	511100	EVC21658	GHENT FACILITY MAINTENANCE FOR THE PERIOD 2/27 THRU 3/4/1	MAR-2012
14,486	Other	EVANS CONSTRUCTION CO INC				48.14	511100	EVC21658	GHENT FACILITY MAINTENANCE FOR THE PERIOD 2/27 THRU 3/4/1	MAR-2012
14,487	Other	EVANS CONSTRUCTION CO INC				26.54	511100	EVC21658	GHENT FACILITY MAINTENANCE FOR THE PERIOD 2/27 THRU 3/4/1	MAR-2012
14,488	Other	EVANS CONSTRUCTION CO INC				1,537.52	511100	EVC21659	GHENT WAREHOUSE/TOOLROOM SUPPORT FOR THE PERIOD 2/27 THRU 3/4/12	MAR-2012
14,489	Other	EVANS CONSTRUCTION CO INC				2,275.08	512017	EVC21660	GHENT OUTSIDE MAINTENANCE FOR THE PERIOD 2/27 THRU 3/4/12	MAR-2012
14,490	Other	EVANS CONSTRUCTION CO INC				2,171.29	502003	EVC21660	GHENT OUTSIDE MAINTENANCE FOR THE PERIOD 2/27 THRU 3/4/12	MAR-2012
14,491	Other	EVANS CONSTRUCTION CO INC				1,807.96	512100	EVC21660	GHENT OUTSIDE MAINTENANCE FOR THE PERIOD 2/27 THRU 3/4/12	MAR-2012
14,492	Other	EVANS CONSTRUCTION CO INC				1,250.40	512005	EVC21660	GHENT OUTSIDE MAINTENANCE FOR THE PERIOD 2/27 THRU 3/4/12	MAR-2012
14,493	Other	EVANS CONSTRUCTION CO INC				1,001.10	511100	EVC21660	GHENT OUTSIDE MAINTENANCE FOR THE PERIOD 2/27 THRU 3/4/12	MAR-2012
14,494	Other	EVANS CONSTRUCTION CO INC				919.50	513100	EVC21660	GHENT OUTSIDE MAINTENANCE FOR THE PERIOD 2/27 THRU 3/4/12	MAR-2012
14,495	Other	EVANS CONSTRUCTION CO INC				694.60	511100	EVC21660	GHENT OUTSIDE MAINTENANCE FOR THE PERIOD 2/27 THRU 3/4/12	MAR-2012
14,496	Other	EVANS CONSTRUCTION CO INC				631.00	513100	EVC21660	GHENT OUTSIDE MAINTENANCE FOR THE PERIOD 2/27 THRU 3/4/12	MAR-2012
14,497	Other	EVANS CONSTRUCTION CO INC				551.00	512100	EVC21660	GHENT OUTSIDE MAINTENANCE FOR THE PERIOD 2/27 THRU 3/4/12	MAR-2012
14,498	Other	EVANS CONSTRUCTION CO INC				440.40	512100	EVC21660	GHENT OUTSIDE MAINTENANCE FOR THE PERIOD 2/27 THRU 3/4/12	MAR-2012
14,499	Other	EVANS CONSTRUCTION CO INC				377.00	512100	EVC21660	GHENT OUTSIDE MAINTENANCE FOR THE PERIOD 2/27 THRU 3/4/12	MAR-2012

KENTUCKY UTILITIES COMPANY
Case No. 2012- 00221
Analysis of Professional Services Expenses For the Test Year

(A)	(B)	(C)	(D)	(E)	(F)	(G)	(H)	(I)		
Line No.	Type	Vendor	Rate Case	Audit	Other	Total	Account	Invoice	Description	Period
14,500	Other	EVANS CONSTRUCTION CO INC				348.00	512017	EVC21660	GHENT OUTSIDE MAINTENANCE FOR THE PERIOD 2/27 THRU 3/4/12	MAR-2012
14,501	Other	EVANS CONSTRUCTION CO INC				306.50	511100	EVC21660	GHENT OUTSIDE MAINTENANCE FOR THE PERIOD 2/27 THRU 3/4/12	MAR-2012
14,502	Other	EVANS CONSTRUCTION CO INC				306.50	511100	EVC21660	GHENT OUTSIDE MAINTENANCE FOR THE PERIOD 2/27 THRU 3/4/12	MAR-2012
14,503	Other	EVANS CONSTRUCTION CO INC				255.00	511100	EVC21660	GHENT OUTSIDE MAINTENANCE FOR THE PERIOD 2/27 THRU 3/4/12	MAR-2012
14,504	Other	EVANS CONSTRUCTION CO INC				255.00	511100	EVC21660	GHENT OUTSIDE MAINTENANCE FOR THE PERIOD 2/27 THRU 3/4/12	MAR-2012
14,505	Other	EVANS CONSTRUCTION CO INC				255.00	511100	EVC21660	GHENT OUTSIDE MAINTENANCE FOR THE PERIOD 2/27 THRU 3/4/12	MAR-2012
14,506	Other	EVANS CONSTRUCTION CO INC				255.00	511100	EVC21660	GHENT OUTSIDE MAINTENANCE FOR THE PERIOD 2/27 THRU 3/4/12	MAR-2012
14,507	Other	EVANS CONSTRUCTION CO INC				214.20	512100	EVC21660	GHENT OUTSIDE MAINTENANCE FOR THE PERIOD 2/27 THRU 3/4/12	MAR-2012
14,508	Other	EVANS CONSTRUCTION CO INC				146.80	512100	EVC21660	GHENT OUTSIDE MAINTENANCE FOR THE PERIOD 2/27 THRU 3/4/12	MAR-2012
14,509	Other	EVANS CONSTRUCTION CO INC				96.00	512100	EVC21660	GHENT OUTSIDE MAINTENANCE FOR THE PERIOD 2/27 THRU 3/4/12	MAR-2012
14,510	Other	EVANS CONSTRUCTION CO INC				96.00	513100	EVC21660	GHENT OUTSIDE MAINTENANCE FOR THE PERIOD 2/27 THRU 3/4/12	MAR-2012
14,511	Other	EVANS CONSTRUCTION CO INC				48.00	512100	EVC21660	GHENT OUTSIDE MAINTENANCE FOR THE PERIOD 2/27 THRU 3/4/12	MAR-2012
14,512	Other	EVANS CONSTRUCTION CO INC				18,246.68	511100	EVC21661	PAYMENT OF INVOICE#EVC21428-GHENT JANITORIAL FOR THE MONTH OF MARCH 2012	MAR-2012
14,513	Other	EVANS CONSTRUCTION CO INC				7,263.64	511100	EVC21661	PAYMENT OF INVOICE#EVC21428-GHENT JANITORIAL FOR THE MONTH OF MARCH 2012	MAR-2012
14,514	Other	EVANS CONSTRUCTION CO INC				5,991.45	511100	EVC21661	PAYMENT OF INVOICE#EVC21428-GHENT JANITORIAL FOR THE MONTH OF MARCH 2012	MAR-2012
14,515	Other	EVANS CONSTRUCTION CO INC				2,995.73	511100	EVC21661	PAYMENT OF INVOICE#EVC21428-GHENT JANITORIAL FOR THE MONTH OF MARCH 2012	MAR-2012
14,516	Other	EVANS CONSTRUCTION CO INC				2,696.07	511100	EVC21666	MAINTENANCE 03/05 - 03/11/12	MAR-2012
14,517	Other	EVANS CONSTRUCTION CO INC				943.04	512100	EVC21666	MAINTENANCE 03/05 - 03/11/12	MAR-2012
14,518	Other	EVANS CONSTRUCTION CO INC				942.78	511100	EVC21666	MAINTENANCE 03/05 - 03/11/12	MAR-2012
14,519	Other	EVANS CONSTRUCTION CO INC				755.91	511100	EVC21666	MAINTENANCE 03/05 - 03/11/12	MAR-2012
14,520	Other	EVANS CONSTRUCTION CO INC				648.34	511100	EVC21666	MAINTENANCE 03/05 - 03/11/12	MAR-2012
14,521	Other	EVANS CONSTRUCTION CO INC				633.61	511100	EVC21666	MAINTENANCE 03/05 - 03/11/12	MAR-2012
14,522	Other	EVANS CONSTRUCTION CO INC				589.40	512100	EVC21666	MAINTENANCE 03/05 - 03/11/12	MAR-2012
14,523	Other	EVANS CONSTRUCTION CO INC				319.40	512017	EVC21666	MAINTENANCE 03/05 - 03/11/12	MAR-2012
14,524	Other	EVANS CONSTRUCTION CO INC				289.93	512017	EVC21666	MAINTENANCE 03/05 - 03/11/12	MAR-2012
14,525	Other	EVANS CONSTRUCTION CO INC				265.23	511100	EVC21666	MAINTENANCE 03/05 - 03/11/12	MAR-2012
14,526	Other	EVANS CONSTRUCTION CO INC				265.23	542100	EVC21666	MAINTENANCE 03/05 - 03/11/12	MAR-2012
14,527	Other	EVANS CONSTRUCTION CO INC				235.76	511100	EVC21666	MAINTENANCE 03/05 - 03/11/12	MAR-2012
14,528	Other	EVANS CONSTRUCTION CO INC				221.05	512100	EVC21666	MAINTENANCE 03/05 - 03/11/12	MAR-2012
14,529	Other	EVANS CONSTRUCTION CO INC				147.35	512100	EVC21666	MAINTENANCE 03/05 - 03/11/12	MAR-2012
14,530	Other	EVANS CONSTRUCTION CO INC				147.35	513100	EVC21666	MAINTENANCE 03/05 - 03/11/12	MAR-2012
14,531	Other	EVANS CONSTRUCTION CO INC				132.62	512100	EVC21666	MAINTENANCE 03/05 - 03/11/12	MAR-2012
14,532	Other	EVANS CONSTRUCTION CO INC				132.62	512100	EVC21666	MAINTENANCE 03/05 - 03/11/12	MAR-2012
14,533	Other	EVANS CONSTRUCTION CO INC				117.88	542100	EVC21666	MAINTENANCE 03/05 - 03/11/12	MAR-2012
14,534	Other	EVANS CONSTRUCTION CO INC				111.65	512017	EVC21666	MAINTENANCE 03/05 - 03/11/12	MAR-2012
14,535	Other	EVANS CONSTRUCTION CO INC				103.15	512100	EVC21666	MAINTENANCE 03/05 - 03/11/12	MAR-2012
14,536	Other	EVANS CONSTRUCTION CO INC				103.15	514100	EVC21666	MAINTENANCE 03/05 - 03/11/12	MAR-2012
14,537	Other	EVANS CONSTRUCTION CO INC				103.15	514100	EVC21666	MAINTENANCE 03/05 - 03/11/12	MAR-2012
14,538	Other	EVANS CONSTRUCTION CO INC				92.35	511100	EVC21666	MAINTENANCE 03/05 - 03/11/12	MAR-2012
14,539	Other	EVANS CONSTRUCTION CO INC				88.41	512100	EVC21666	MAINTENANCE 03/05 - 03/11/12	MAR-2012
14,540	Other	EVANS CONSTRUCTION CO INC				63.88	512017	EVC21666	MAINTENANCE 03/05 - 03/11/12	MAR-2012
14,541	Other	EVANS CONSTRUCTION CO INC				63.88	512017	EVC21666	MAINTENANCE 03/05 - 03/11/12	MAR-2012
14,542	Other	EVANS CONSTRUCTION CO INC				58.94	512100	EVC21666	MAINTENANCE 03/05 - 03/11/12	MAR-2012
14,543	Other	EVANS CONSTRUCTION CO INC				58.94	513100	EVC21666	MAINTENANCE 03/05 - 03/11/12	MAR-2012
14,544	Other	EVANS CONSTRUCTION CO INC				58.94	514100	EVC21666	MAINTENANCE 03/05 - 03/11/12	MAR-2012
14,545	Other	EVANS CONSTRUCTION CO INC				58.94	514100	EVC21666	MAINTENANCE 03/05 - 03/11/12	MAR-2012
14,546	Other	EVANS CONSTRUCTION CO INC				58.94	514100	EVC21666	MAINTENANCE 03/05 - 03/11/12	MAR-2012
14,547	Other	EVANS CONSTRUCTION CO INC				58.94	514100	EVC21666	MAINTENANCE 03/05 - 03/11/12	MAR-2012
14,548	Other	EVANS CONSTRUCTION CO INC				44.21	512100	EVC21666	MAINTENANCE 03/05 - 03/11/12	MAR-2012
14,549	Other	EVANS CONSTRUCTION CO INC				44.21	512100	EVC21666	MAINTENANCE 03/05 - 03/11/12	MAR-2012
14,550	Other	EVANS CONSTRUCTION CO INC				44.21	512100	EVC21666	MAINTENANCE 03/05 - 03/11/12	MAR-2012
14,551	Other	EVANS CONSTRUCTION CO INC				44.21	514100	EVC21666	MAINTENANCE 03/05 - 03/11/12	MAR-2012
14,552	Other	EVANS CONSTRUCTION CO INC				44.21	514100	EVC21666	MAINTENANCE 03/05 - 03/11/12	MAR-2012
14,553	Other	EVANS CONSTRUCTION CO INC				29.47	514100	EVC21666	MAINTENANCE 03/05 - 03/11/12	MAR-2012
14,554	Other	EVANS CONSTRUCTION CO INC				29.47	514100	EVC21666	MAINTENANCE 03/05 - 03/11/12	MAR-2012
14,555	Other	EVANS CONSTRUCTION CO INC				29.47	514100	EVC21666	MAINTENANCE 03/05 - 03/11/12	MAR-2012

KENTUCKY UTILITIES COMPANY
Case No. 2012- 00221
Analysis of Professional Services Expenses For the Test Year

(A)	(B)	(C)	(D)	(E)	(F)	(G)	(H)	(I)		
Line No.	Type	Vendor	Rate Case	Audit	Other	Total	Account	Invoice	Description	Period
14,556	Other	EVANS CONSTRUCTION CO INC				29.47	514100	EVC21666	MAINTENANCE 03/05 - 03/11/12	MAR-2012
14,557	Other	EVANS CONSTRUCTION CO INC				29.47	514100	EVC21666	MAINTENANCE 03/05 - 03/11/12	MAR-2012
14,558	Other	EVANS CONSTRUCTION CO INC				29.47	514100	EVC21666	MAINTENANCE 03/05 - 03/11/12	MAR-2012
14,559	Other	EVANS CONSTRUCTION CO INC				14.74	512055	EVC21666	MAINTENANCE 03/05 - 03/11/12	MAR-2012
14,560	Other	EVANS CONSTRUCTION CO INC				14.74	514100	EVC21666	MAINTENANCE 03/05 - 03/11/12	MAR-2012
14,561	Other	EVANS CONSTRUCTION CO INC				2,212.00	553100	J701-0110-0312 Adjustment USD	Evans	MAR-2012
14,562	Other	EVANS CONSTRUCTION CO INC				38,000.00	514100	J701-0110-0312 Adjustment USD	Evans Construction	MAR-2012
14,563	Other	EVANS CONSTRUCTION CO INC				35,000.00	501090	J701-0110-0312 Adjustment USD	Evans Construction	MAR-2012
14,564	Other	EVANS CONSTRUCTION CO INC				27,000.00	511100	J701-0110-0312 Adjustment USD	Evans Construction	MAR-2012
14,565	Other	EVANS CONSTRUCTION CO INC				2,000.00	506100	J701-0110-0312 Adjustment USD	Evans Construction	MAR-2012
14,566	Other	EVANS CONSTRUCTION CO INC				1,500.00	511100	J701-0110-0312 Adjustment USD	Evans Construction	MAR-2012
14,567	Other	EVANS CONSTRUCTION CO INC				4,235.20	935403	J703-0020-0312 Adjustment USD	EVANS CONSTRUCTION CO INC	MAR-2012
14,568	Other	EVANS CONSTRUCTION CO INC				3,516.24	935403	J703-0020-0312 Adjustment USD	EVANS CONSTRUCTION CO INC	MAR-2012
14,569	Other	EVANS CONSTRUCTION CO INC				3,269.08	935403	J703-0020-0312 Adjustment USD	EVANS CONSTRUCTION CO INC	MAR-2012
14,570	Other	EVANS CONSTRUCTION CO INC				2,205.66	935403	J703-0020-0312 Adjustment USD	EVANS CONSTRUCTION CO INC	MAR-2012
14,571	Other	EVANS CONSTRUCTION CO INC				2,179.39	935403	J703-0020-0312 Adjustment USD	EVANS CONSTRUCTION CO INC	MAR-2012
14,572	Other	EVANS CONSTRUCTION CO INC				2,075.06	935403	J703-0020-0312 Adjustment USD	EVANS CONSTRUCTION CO INC	MAR-2012
14,573	Other	EVANS CONSTRUCTION CO INC				1,977.37	935403	J703-0020-0312 Adjustment USD	EVANS CONSTRUCTION CO INC	MAR-2012
14,574	Other	EVANS CONSTRUCTION CO INC				1,603.05	935403	J703-0020-0312 Adjustment USD	EVANS CONSTRUCTION CO INC	MAR-2012
14,575	Other	EVANS CONSTRUCTION CO INC				1,433.47	935403	J703-0020-0312 Adjustment USD	EVANS CONSTRUCTION CO INC	MAR-2012
14,576	Other	EVANS CONSTRUCTION CO INC				1,334.65	923100	J703-0020-0312 Adjustment USD	EVANS CONSTRUCTION CO INC	MAR-2012
14,577	Other	EVANS CONSTRUCTION CO INC				1,223.94	935403	J703-0020-0312 Adjustment USD	EVANS CONSTRUCTION CO INC	MAR-2012
14,578	Other	EVANS CONSTRUCTION CO INC				1,208.27	935403	J703-0020-0312 Adjustment USD	EVANS CONSTRUCTION CO INC	MAR-2012
14,579	Other	EVANS CONSTRUCTION CO INC				1,159.85	935403	J703-0020-0312 Adjustment USD	EVANS CONSTRUCTION CO INC	MAR-2012
14,580	Other	EVANS CONSTRUCTION CO INC				1,157.09	935403	J703-0020-0312 Adjustment USD	EVANS CONSTRUCTION CO INC	MAR-2012
14,581	Other	EVANS CONSTRUCTION CO INC				1,122.43	935403	J703-0020-0312 Adjustment USD	EVANS CONSTRUCTION CO INC	MAR-2012
14,582	Other	EVANS CONSTRUCTION CO INC				1,122.11	935403	J703-0020-0312 Adjustment USD	EVANS CONSTRUCTION CO INC	MAR-2012
14,583	Other	EVANS CONSTRUCTION CO INC				1,110.36	935403	J703-0020-0312 Adjustment USD	EVANS CONSTRUCTION CO INC	MAR-2012
14,584	Other	EVANS CONSTRUCTION CO INC				1,104.47	935403	J703-0020-0312 Adjustment USD	EVANS CONSTRUCTION CO INC	MAR-2012
14,585	Other	EVANS CONSTRUCTION CO INC				1,083.24	935403	J703-0020-0312 Adjustment USD	EVANS CONSTRUCTION CO INC	MAR-2012
14,586	Other	EVANS CONSTRUCTION CO INC				1,058.80	935403	J703-0020-0312 Adjustment USD	EVANS CONSTRUCTION CO INC	MAR-2012
14,587	Other	EVANS CONSTRUCTION CO INC				992.55	935403	J703-0020-0312 Adjustment USD	EVANS CONSTRUCTION CO INC	MAR-2012
14,588	Other	EVANS CONSTRUCTION CO INC				909.34	935403	J703-0020-0312 Adjustment USD	EVANS CONSTRUCTION CO INC	MAR-2012
14,589	Other	EVANS CONSTRUCTION CO INC				899.34	935403	J703-0020-0312 Adjustment USD	EVANS CONSTRUCTION CO INC	MAR-2012
14,590	Other	EVANS CONSTRUCTION CO INC				866.41	935403	J703-0020-0312 Adjustment USD	EVANS CONSTRUCTION CO INC	MAR-2012
14,591	Other	EVANS CONSTRUCTION CO INC				817.27	935403	J703-0020-0312 Adjustment USD	EVANS CONSTRUCTION CO INC	MAR-2012
14,592	Other	EVANS CONSTRUCTION CO INC				788.26	935403	J703-0020-0312 Adjustment USD	EVANS CONSTRUCTION CO INC	MAR-2012
14,593	Other	EVANS CONSTRUCTION CO INC				780.66	935403	J703-0020-0312 Adjustment USD	EVANS CONSTRUCTION CO INC	MAR-2012
14,594	Other	EVANS CONSTRUCTION CO INC				758.05	923900	J703-0020-0312 Adjustment USD	EVANS CONSTRUCTION CO INC	MAR-2012
14,595	Other	EVANS CONSTRUCTION CO INC				730.31	935403	J703-0020-0312 Adjustment USD	EVANS CONSTRUCTION CO INC	MAR-2012
14,596	Other	EVANS CONSTRUCTION CO INC				659.05	935403	J703-0020-0312 Adjustment USD	EVANS CONSTRUCTION CO INC	MAR-2012
14,597	Other	EVANS CONSTRUCTION CO INC				634.53	935403	J703-0020-0312 Adjustment USD	EVANS CONSTRUCTION CO INC	MAR-2012
14,598	Other	EVANS CONSTRUCTION CO INC				629.63	935403	J703-0020-0312 Adjustment USD	EVANS CONSTRUCTION CO INC	MAR-2012
14,599	Other	EVANS CONSTRUCTION CO INC				588.98	935403	J703-0020-0312 Adjustment USD	EVANS CONSTRUCTION CO INC	MAR-2012
14,600	Other	EVANS CONSTRUCTION CO INC				551.41	935403	J703-0020-0312 Adjustment USD	EVANS CONSTRUCTION CO INC	MAR-2012
14,601	Other	EVANS CONSTRUCTION CO INC				544.85	935403	J703-0020-0312 Adjustment USD	EVANS CONSTRUCTION CO INC	MAR-2012
14,602	Other	EVANS CONSTRUCTION CO INC				533.16	935403	J703-0020-0312 Adjustment USD	EVANS CONSTRUCTION CO INC	MAR-2012
14,603	Other	EVANS CONSTRUCTION CO INC				527.69	935403	J703-0020-0312 Adjustment USD	EVANS CONSTRUCTION CO INC	MAR-2012
14,604	Other	EVANS CONSTRUCTION CO INC				518.77	935403	J703-0020-0312 Adjustment USD	EVANS CONSTRUCTION CO INC	MAR-2012
14,605	Other	EVANS CONSTRUCTION CO INC				509.81	935403	J703-0020-0312 Adjustment USD	EVANS CONSTRUCTION CO INC	MAR-2012
14,606	Other	EVANS CONSTRUCTION CO INC				508.56	935403	J703-0020-0312 Adjustment USD	EVANS CONSTRUCTION CO INC	MAR-2012
14,607	Other	EVANS CONSTRUCTION CO INC				494.34	935403	J703-0020-0312 Adjustment USD	EVANS CONSTRUCTION CO INC	MAR-2012
14,608	Other	EVANS CONSTRUCTION CO INC				480.00	935403	J703-0020-0312 Adjustment USD	EVANS CONSTRUCTION CO INC	MAR-2012
14,609	Other	EVANS CONSTRUCTION CO INC				473.75	935403	J703-0020-0312 Adjustment USD	EVANS CONSTRUCTION CO INC	MAR-2012
14,610	Other	EVANS CONSTRUCTION CO INC				466.93	935403	J703-0020-0312 Adjustment USD	EVANS CONSTRUCTION CO INC	MAR-2012
14,611	Other	EVANS CONSTRUCTION CO INC				432.39	935403	J703-0020-0312 Adjustment USD	EVANS CONSTRUCTION CO INC	MAR-2012
14,612	Other	EVANS CONSTRUCTION CO INC				400.76	935403	J703-0020-0312 Adjustment USD	EVANS CONSTRUCTION CO INC	MAR-2012
14,613	Other	EVANS CONSTRUCTION CO INC				353.74	935403	J703-0020-0312 Adjustment USD	EVANS CONSTRUCTION CO INC	MAR-2012
14,614	Other	EVANS CONSTRUCTION CO INC				345.91	935403	J703-0020-0312 Adjustment USD	EVANS CONSTRUCTION CO INC	MAR-2012
14,615	Other	EVANS CONSTRUCTION CO INC				333.66	923100	J703-0020-0312 Adjustment USD	EVANS CONSTRUCTION CO INC	MAR-2012

KENTUCKY UTILITIES COMPANY
Case No. 2012- 00221
Analysis of Professional Services Expenses For the Test Year

(A)	(B)	(C)	(D)	(E)	(F)	(G)	(H)	(I)		
Line No.	Type	Vendor	Rate Case	Audit	Other	Total	Account	Invoice	Description	Period
14,616	Other	EVANS CONSTRUCTION CO INC				324.70	935403	J703-0020-0312 Adjustment USD	EVANS CONSTRUCTION CO INC	MAR-2012
14,617	Other	EVANS CONSTRUCTION CO INC				324.52	935403	J703-0020-0312 Adjustment USD	EVANS CONSTRUCTION CO INC	MAR-2012
14,618	Other	EVANS CONSTRUCTION CO INC				305.99	935403	J703-0020-0312 Adjustment USD	EVANS CONSTRUCTION CO INC	MAR-2012
14,619	Other	EVANS CONSTRUCTION CO INC				302.07	935403	J703-0020-0312 Adjustment USD	EVANS CONSTRUCTION CO INC	MAR-2012
14,620	Other	EVANS CONSTRUCTION CO INC				297.49	935403	J703-0020-0312 Adjustment USD	EVANS CONSTRUCTION CO INC	MAR-2012
14,621	Other	EVANS CONSTRUCTION CO INC				289.96	935403	J703-0020-0312 Adjustment USD	EVANS CONSTRUCTION CO INC	MAR-2012
14,622	Other	EVANS CONSTRUCTION CO INC				289.27	935403	J703-0020-0312 Adjustment USD	EVANS CONSTRUCTION CO INC	MAR-2012
14,623	Other	EVANS CONSTRUCTION CO INC				280.61	935403	J703-0020-0312 Adjustment USD	EVANS CONSTRUCTION CO INC	MAR-2012
14,624	Other	EVANS CONSTRUCTION CO INC				280.53	935403	J703-0020-0312 Adjustment USD	EVANS CONSTRUCTION CO INC	MAR-2012
14,625	Other	EVANS CONSTRUCTION CO INC				277.59	935403	J703-0020-0312 Adjustment USD	EVANS CONSTRUCTION CO INC	MAR-2012
14,626	Other	EVANS CONSTRUCTION CO INC				277.10	935403	J703-0020-0312 Adjustment USD	EVANS CONSTRUCTION CO INC	MAR-2012
14,627	Other	EVANS CONSTRUCTION CO INC				276.12	935403	J703-0020-0312 Adjustment USD	EVANS CONSTRUCTION CO INC	MAR-2012
14,628	Other	EVANS CONSTRUCTION CO INC				270.81	935403	J703-0020-0312 Adjustment USD	EVANS CONSTRUCTION CO INC	MAR-2012
14,629	Other	EVANS CONSTRUCTION CO INC				247.66	935403	J703-0020-0312 Adjustment USD	EVANS CONSTRUCTION CO INC	MAR-2012
14,630	Other	EVANS CONSTRUCTION CO INC				240.04	935403	J703-0020-0312 Adjustment USD	EVANS CONSTRUCTION CO INC	MAR-2012
14,631	Other	EVANS CONSTRUCTION CO INC				233.46	935403	J703-0020-0312 Adjustment USD	EVANS CONSTRUCTION CO INC	MAR-2012
14,632	Other	EVANS CONSTRUCTION CO INC				227.34	935403	J703-0020-0312 Adjustment USD	EVANS CONSTRUCTION CO INC	MAR-2012
14,633	Other	EVANS CONSTRUCTION CO INC				224.84	935403	J703-0020-0312 Adjustment USD	EVANS CONSTRUCTION CO INC	MAR-2012
14,634	Other	EVANS CONSTRUCTION CO INC				224.63	935403	J703-0020-0312 Adjustment USD	EVANS CONSTRUCTION CO INC	MAR-2012
14,635	Other	EVANS CONSTRUCTION CO INC				216.60	935403	J703-0020-0312 Adjustment USD	EVANS CONSTRUCTION CO INC	MAR-2012
14,636	Other	EVANS CONSTRUCTION CO INC				197.06	935403	J703-0020-0312 Adjustment USD	EVANS CONSTRUCTION CO INC	MAR-2012
14,637	Other	EVANS CONSTRUCTION CO INC				195.16	935403	J703-0020-0312 Adjustment USD	EVANS CONSTRUCTION CO INC	MAR-2012
14,638	Other	EVANS CONSTRUCTION CO INC				182.58	935403	J703-0020-0312 Adjustment USD	EVANS CONSTRUCTION CO INC	MAR-2012
14,639	Other	EVANS CONSTRUCTION CO INC				164.76	935403	J703-0020-0312 Adjustment USD	EVANS CONSTRUCTION CO INC	MAR-2012
14,640	Other	EVANS CONSTRUCTION CO INC				159.28	935403	J703-0020-0312 Adjustment USD	EVANS CONSTRUCTION CO INC	MAR-2012
14,641	Other	EVANS CONSTRUCTION CO INC				157.41	935403	J703-0020-0312 Adjustment USD	EVANS CONSTRUCTION CO INC	MAR-2012
14,642	Other	EVANS CONSTRUCTION CO INC				147.24	935403	J703-0020-0312 Adjustment USD	EVANS CONSTRUCTION CO INC	MAR-2012
14,643	Other	EVANS CONSTRUCTION CO INC				135.87	935403	J703-0020-0312 Adjustment USD	EVANS CONSTRUCTION CO INC	MAR-2012
14,644	Other	EVANS CONSTRUCTION CO INC				131.92	935403	J703-0020-0312 Adjustment USD	EVANS CONSTRUCTION CO INC	MAR-2012
14,645	Other	EVANS CONSTRUCTION CO INC				127.45	935403	J703-0020-0312 Adjustment USD	EVANS CONSTRUCTION CO INC	MAR-2012
14,646	Other	EVANS CONSTRUCTION CO INC				127.14	935403	J703-0020-0312 Adjustment USD	EVANS CONSTRUCTION CO INC	MAR-2012
14,647	Other	EVANS CONSTRUCTION CO INC				118.44	935403	J703-0020-0312 Adjustment USD	EVANS CONSTRUCTION CO INC	MAR-2012
14,648	Other	EVANS CONSTRUCTION CO INC				116.73	935403	J703-0020-0312 Adjustment USD	EVANS CONSTRUCTION CO INC	MAR-2012
14,649	Other	EVANS CONSTRUCTION CO INC				111.30	935403	J703-0020-0312 Adjustment USD	EVANS CONSTRUCTION CO INC	MAR-2012
14,650	Other	EVANS CONSTRUCTION CO INC				110.28	935403	J703-0020-0312 Adjustment USD	EVANS CONSTRUCTION CO INC	MAR-2012
14,651	Other	EVANS CONSTRUCTION CO INC				108.10	935403	J703-0020-0312 Adjustment USD	EVANS CONSTRUCTION CO INC	MAR-2012
14,652	Other	EVANS CONSTRUCTION CO INC				81.17	935403	J703-0020-0312 Adjustment USD	EVANS CONSTRUCTION CO INC	MAR-2012
14,653	Other	EVANS CONSTRUCTION CO INC				81.13	935403	J703-0020-0312 Adjustment USD	EVANS CONSTRUCTION CO INC	MAR-2012
14,654	Other	EVANS CONSTRUCTION CO INC				75.00	935403	J703-0020-0312 Adjustment USD	EVANS CONSTRUCTION CO INC	MAR-2012
14,655	Other	EVANS CONSTRUCTION CO INC				75.00	935403	J703-0020-0312 Adjustment USD	EVANS CONSTRUCTION CO INC	MAR-2012
14,656	Other	EVANS CONSTRUCTION CO INC				70.50	935403	J703-0020-0312 Adjustment USD	EVANS CONSTRUCTION CO INC	MAR-2012
14,657	Other	EVANS CONSTRUCTION CO INC				69.28	935403	J703-0020-0312 Adjustment USD	EVANS CONSTRUCTION CO INC	MAR-2012
14,658	Other	EVANS CONSTRUCTION CO INC				61.92	935403	J703-0020-0312 Adjustment USD	EVANS CONSTRUCTION CO INC	MAR-2012
14,659	Other	EVANS CONSTRUCTION CO INC				60.01	935403	J703-0020-0312 Adjustment USD	EVANS CONSTRUCTION CO INC	MAR-2012
14,660	Other	EVANS CONSTRUCTION CO INC				58.36	935403	J703-0020-0312 Adjustment USD	EVANS CONSTRUCTION CO INC	MAR-2012
14,661	Other	EVANS CONSTRUCTION CO INC				53.33	935403	J703-0020-0312 Adjustment USD	EVANS CONSTRUCTION CO INC	MAR-2012
14,662	Other	EVANS CONSTRUCTION CO INC				39.31	935403	J703-0020-0312 Adjustment USD	EVANS CONSTRUCTION CO INC	MAR-2012
14,663	Other	EVANS CONSTRUCTION CO INC				33.06	935403	J703-0020-0312 Adjustment USD	EVANS CONSTRUCTION CO INC	MAR-2012
14,664	Other	EVANS CONSTRUCTION CO INC				(55,000.00)	514100	Reverses *J701-0110-0311 Adjustment USD	Evans Construction	APR-2011
14,665	Other	EVANS CONSTRUCTION CO INC				(51,000.00)	501090	Reverses *J701-0110-0311 Adjustment USD	Evans Construction	APR-2011
14,666	Other	EVANS CONSTRUCTION CO INC				(27,000.00)	511100	Reverses *J701-0110-0311 Adjustment USD	Evans Construction	APR-2011
14,667	Other	EVANS CONSTRUCTION CO INC				(1,500.00)	506100	Reverses *J701-0110-0311 Adjustment USD	Evans Construction	APR-2011
14,668	Other	EVANS CONSTRUCTION CO INC				(1,500.00)	511100	Reverses *J701-0110-0311 Adjustment USD	Evans Construction	APR-2011
14,669	Other	EVANS CONSTRUCTION CO INC				1,977.37	935403	RMN21037	EVANS JANITORIAL-REVISION TO PO #55547 FOR ETOWN BUSINESS OFFICE EFFECTIVE 1/1/2012	Feb-2012
14,670	Other	EVANS CONSTRUCTION CO INC				494.34	935403	RMN21037	EVANS JANITORIAL-REVISION TO PO #55547 FOR ETOWN BUSINESS OFFICE EFFECTIVE 1/1/2012	Feb-2012
14,671	Other	EVANS CONSTRUCTION CO INC				550.18	935403	RMN21293	EVANS JANITORIAL-REVISION TO PO #55435 FOR BARLOW BUS. OFFICE EFFECTIVE 1/1/2012	Feb-2012

KENTUCKY UTILITIES COMPANY
Case No. 2012- 00221
Analysis of Professional Services Expenses For the Test Year

(A)	(B)	(C)	(D)	(E)	(F)	(G)	(H)	(I)		
Line No.	Type	Vendor	Rate Case	Audit	Other	Total	Account	Invoice	Description	Period
14,672	Other	EVANS CONSTRUCTION CO INC				137.54	935403	RMN21293	EVANS JANITORIAL-REVISION TO PO #55435 FOR BARLOW BUS. OFFICE EFFECTIVE 1/1/2012	Feb-2012
14,673	Other	EVANS CONSTRUCTION CO INC				353.74	935403	RMN21294	EVANS - ADD TO PO 55039-JANITORIAL SERVICES FOR BIG STONE GAP- EFFECTIVE 1/1/2012	Feb-2012
14,674	Other	EVANS CONSTRUCTION CO INC				39.31	935403	RMN21294	EVANS - ADD TO PO 55039-JANITORIAL SERVICES FOR BIG STONE GAP- EFFECTIVE 1/1/2012	Feb-2012
14,675	Other	EVANS CONSTRUCTION CO INC				432.39	935403	RMN21295	EVANS JANITORIAL-REVISION TO PO #55436 FOR CAMPBELLSVILLE BUS. OFFICE EFFECTIVE 1/1/2012	Feb-2012
14,676	Other	EVANS CONSTRUCTION CO INC				108.10	935403	RMN21295	EVANS JANITORIAL-REVISION TO PO #55436 FOR CAMPBELLSVILLE BUS. OFFICE EFFECTIVE 1/1/2012	Feb-2012
14,677	Other	EVANS CONSTRUCTION CO INC				297.49	935403	RMN21296	EVANS JANITORIAL-ADD TO PO #55040 FOR CAMPBELLSVILLE STRM - EFFECTIVE 1/1/2012	Feb-2012
14,678	Other	EVANS CONSTRUCTION CO INC				33.06	935403	RMN21296	EVANS JANITORIAL-ADD TO PO #55040 FOR CAMPBELLSVILLE STRM - EFFECTIVE 1/1/2012	Feb-2012
14,679	Other	EVANS CONSTRUCTION CO INC				774.35	935403	RMN21297	EVANS JANITORIAL-ADD TO PO 55215 FOR CARROLLTON STOREROOM - EFFECTIVE 1/1/2012	Feb-2012
14,680	Other	EVANS CONSTRUCTION CO INC				86.04	935403	RMN21297	EVANS JANITORIAL-ADD TO PO 55215 FOR CARROLLTON STOREROOM - EFFECTIVE 1/1/2012	Feb-2012
14,681	Other	EVANS CONSTRUCTION CO INC				2,464.09	935403	RMN21298	EVANS JANITORIAL-REVISION TO PO #55546 FOR DANVILLE BUSINESS OFFICE EFFECTIVE 1/1/2012	Feb-2012
14,682	Other	EVANS CONSTRUCTION CO INC				616.02	935403	RMN21298	EVANS JANITORIAL-REVISION TO PO #55546 FOR DANVILLE BUSINESS OFFICE EFFECTIVE 1/1/2012	Feb-2012
14,683	Other	EVANS CONSTRUCTION CO INC				634.53	935403	RMN21299	EVANS JANITORIAL-REVISE PO #55216 FOR DANVILLE STOREROOM EFFECTIVE 1/1/2012	Feb-2012
14,684	Other	EVANS CONSTRUCTION CO INC				70.50	935403	RMN21299	EVANS JANITORIAL-REVISE PO #55216 FOR DANVILLE STOREROOM EFFECTIVE 1/1/2012	Feb-2012
14,685	Other	EVANS CONSTRUCTION CO INC				1,278.44	935403	RMN21300	EVANS JANITORIAL-REVISION TO PO 55217 FOR DANVILLE SUBSTATION OFFICE EFFECTIVE 1/1/2012	Feb-2012
14,686	Other	EVANS CONSTRUCTION CO INC				142.05	935403	RMN21300	EVANS JANITORIAL-REVISION TO PO 55217 FOR DANVILLE SUBSTATION OFFICE EFFECTIVE 1/1/2012	Feb-2012
14,687	Other	EVANS CONSTRUCTION CO INC				111.30	935403	RMN21301	EVANS JANITORIAL-REVISION TO PO 55219 - FOR DANVILLE TRAINING BLDG EFFECTIVE 1/1/2012	Feb-2012
14,688	Other	EVANS CONSTRUCTION CO INC				731.15	935403	RMN21302	EVANS JANITORIAL-REVISION TO PO 55221 FOR EARLINGTON SERV CTR EFFECTIVE 1/1/2012	Feb-2012
14,689	Other	EVANS CONSTRUCTION CO INC				81.24	935403	RMN21302	EVANS JANITORIAL-REVISION TO PO 55221 FOR EARLINGTON SERV CTR EFFECTIVE 1/1/2012	Feb-2012
14,690	Other	EVANS CONSTRUCTION CO INC				1,603.05	935403	RMN21303	EVANS JANITORIAL-REVISION TO PO 55223 FOR EARLINGTON WESTERN TECH EFFECTIVE 1/1/2012	Feb-2012
14,691	Other	EVANS CONSTRUCTION CO INC				400.76	935403	RMN21303	EVANS JANITORIAL-REVISION TO PO 55223 FOR EARLINGTON WESTERN TECH EFFECTIVE 1/1/2012	Feb-2012
14,692	Other	EVANS CONSTRUCTION CO INC				600.73	935403	RMN21305	EVANS JANITORIAL-REVISION TO PO #55438 FOR EDDYVILLE BUSINESS OFFICE EFFECTIVE 1/1/2012	Feb-2012
14,693	Other	EVANS CONSTRUCTION CO INC				150.18	935403	RMN21305	EVANS JANITORIAL-REVISION TO PO #55438 FOR EDDYVILLE BUSINESS OFFICE EFFECTIVE 1/1/2012	Feb-2012
14,694	Other	EVANS CONSTRUCTION CO INC				369.62	935403	RMN21306	EVANS JANITORIAL-REVISION TO PO 55225 FOR EDDYVILLE STOREROOM EFFECTIVE 1/1/2012	Feb-2012
14,695	Other	EVANS CONSTRUCTION CO INC				92.40	935403	RMN21306	EVANS JANITORIAL-REVISION TO PO 55225 FOR EDDYVILLE STOREROOM EFFECTIVE 1/1/2012	Feb-2012
14,696	Other	EVANS CONSTRUCTION CO INC				473.75	935403	RMN21308	EVANS JANITORIAL-REVISION TO PO #55226 FOR ETOWN STOREROOM EFFECTIVE 1/1/2012	Feb-2012
14,697	Other	EVANS CONSTRUCTION CO INC				118.44	935403	RMN21308	EVANS JANITORIAL-REVISION TO PO #55226 FOR ETOWN STOREROOM EFFECTIVE 1/1/2012	Feb-2012
14,698	Other	EVANS CONSTRUCTION CO INC				1,157.09	935403	RMN21309	EVANS JANITORIAL-REVISION TO PO #55440 FORGEORGETOWN BUS OFFICE EFFECTIVE 1/1/2012	Feb-2012
14,699	Other	EVANS CONSTRUCTION CO INC				289.27	935403	RMN21309	EVANS JANITORIAL-REVISION TO PO #55440 FORGEORGETOWN BUS OFFICE EFFECTIVE 1/1/2012	Feb-2012
14,700	Other	EVANS CONSTRUCTION CO INC				1,666.16	935403	RMN21310	EVANS JANITORIAL-REVISION TO PO #55548 FOR GREENVILLE BUSINESS OFFICE EFFECTIVE 1/1/2012	Feb-2012
14,701	Other	EVANS CONSTRUCTION CO INC				416.54	935403	RMN21310	EVANS JANITORIAL-REVISION TO PO #55548 FOR GREENVILLE BUSINESS OFFICE EFFECTIVE 1/1/2012	Feb-2012

KENTUCKY UTILITIES COMPANY
Case No. 2012- 00221
Analysis of Professional Services Expenses For the Test Year

(A)	(B)	(C)	(D)	(E)	(F)	(G)	(H)	(I)		
Line No.	Type	Vendor	Rate Case	Audit	Other	Total	Account	Invoice	Description	Period
14,702	Other	EVANS CONSTRUCTION CO INC				224.63	935403	RMN21311	EVANS JANITORIAL-REVISION TO PO #55227 FOR GREENVILLE STOREROOM EFFECTIVE 1/1/2012	Feb-2012
14,703	Other	EVANS CONSTRUCTION CO INC				737.38	935403	RMN21312	EVANS JANITORIAL-REVISION TO PO #55439 FOR HARLAN OFFICE EFFECTIVE 1/1/2012	Feb-2012
14,704	Other	EVANS CONSTRUCTION CO INC				184.35	935403	RMN21312	EVANS JANITORIAL-REVISION TO PO #55439 FOR HARLAN OFFICE EFFECTIVE 1/1/2012	Feb-2012
14,705	Other	EVANS CONSTRUCTION CO INC				508.56	935403	RMN21313	EVANS JANITORIAL-REVISION TO PO #55228 FOR HARLAN STOREROOM EFFECTIVE 1/1/2012	Feb-2012
14,706	Other	EVANS CONSTRUCTION CO INC				127.14	935403	RMN21313	EVANS JANITORIAL-REVISION TO PO #55228 FOR HARLAN STOREROOM EFFECTIVE 1/1/2012	Feb-2012
14,707	Other	EVANS CONSTRUCTION CO INC				75.00	935403	RMN21314	EVANS JANITORIAL-REVISION TO PO #55624 FOR LEBANON STRM EFFECTIVE 1/1/2012	Feb-2012
14,708	Other	EVANS CONSTRUCTION CO INC				735.72	935403	RMN21315	EVANS JANITORIAL-REVISION TO PO #55441 FOR EFFECTIVE 1/1/2012	Feb-2012
14,709	Other	EVANS CONSTRUCTION CO INC				183.93	935403	RMN21315	EVANS JANITORIAL-REVISION TO PO #55441 FOR EFFECTIVE 1/1/2012	Feb-2012
14,710	Other	EVANS CONSTRUCTION CO INC				4,261.29	935403	RMN21316	EVANS JANITORIAL-REVISION TO PO #55229 FOR LEXINGTON OP CTR / STONE RD. EFFECTIVE 1/1/2012	Feb-2012
14,711	Other	EVANS CONSTRUCTION CO INC				1,065.32	935403	RMN21316	EVANS JANITORIAL-REVISION TO PO #55229 FOR LEXINGTON OP CTR / STONE RD. EFFECTIVE 1/1/2012	Feb-2012
14,712	Other	EVANS CONSTRUCTION CO INC				629.63	935403	RMN21317	EVANS JANITORIAL-REVISION TO PO #55290 FOR LEXINGTON SUBSTATION FACILITY EFFECTIVE 1/1/2012	Feb-2012
14,713	Other	EVANS CONSTRUCTION CO INC				157.41	935403	RMN21317	EVANS JANITORIAL-REVISION TO PO #55290 FOR LEXINGTON SUBSTATION FACILITY EFFECTIVE 1/1/2012	Feb-2012
14,714	Other	EVANS CONSTRUCTION CO INC				609.20	923900	RMN21318	LEXINGTON TELECOM - JANITORIAL SERVICES TO END OF CONTRACT	Feb-2012
14,715	Other	EVANS CONSTRUCTION CO INC				75.00	935403	RMN21319	EVANS JANITORIAL-REVISION TO PO #55291 FOR LIVERMORE EFFECTIVE 1/1/2012	Feb-2012
14,716	Other	EVANS CONSTRUCTION CO INC				1,116.26	935403	RMN21320	EVANS JANITORIAL-REVISION TO PO #55513 FOR LONDON BUSINESS OFFICE EFFECTIVE 1/1/2012	Feb-2012
14,717	Other	EVANS CONSTRUCTION CO INC				279.07	935403	RMN21320	EVANS JANITORIAL-REVISION TO PO #55513 FOR LONDON BUSINESS OFFICE EFFECTIVE 1/1/2012	Feb-2012
14,718	Other	EVANS CONSTRUCTION CO INC				509.81	935403	RMN21321	EVANS JANITORIAL-REVISION TO PO #55292 FOR LONDON STOREROOM EFFECTIVE 1/1/2012	Feb-2012
14,719	Other	EVANS CONSTRUCTION CO INC				127.45	935403	RMN21321	EVANS JANITORIAL-REVISION TO PO #55292 FOR LONDON STOREROOM EFFECTIVE 1/1/2012	Feb-2012
14,720	Other	EVANS CONSTRUCTION CO INC				1,122.43	935403	RMN21322	EVANS JANITORIAL-REVISION TO PO #55514 FORMAYSVILLE BUSINESS OFFICE EFFECTIVE 1/1/2012	Feb-2012
14,721	Other	EVANS CONSTRUCTION CO INC				280.61	935403	RMN21322	EVANS JANITORIAL-REVISION TO PO #55514 FORMAYSVILLE BUSINESS OFFICE EFFECTIVE 1/1/2012	Feb-2012
14,722	Other	EVANS CONSTRUCTION CO INC				135.87	935403	RMN21323	EVANS JANITORIAL-REVISION TO PO #55293 FOR MAYSVILLE STOREROOM EFFECTIVE 1/1/2012	Feb-2012
14,723	Other	EVANS CONSTRUCTION CO INC				1,106.94	935403	RMN21324	EVANS JANITORIAL-REVISION TO PO #55516 FOR MIDDLESBORO BUS OFFICE EFFECTIVE 1/1/2012	Feb-2012
14,724	Other	EVANS CONSTRUCTION CO INC				276.73	935403	RMN21324	EVANS JANITORIAL-REVISION TO PO #55516 FOR MIDDLESBORO BUS OFFICE EFFECTIVE 1/1/2012	Feb-2012
14,725	Other	EVANS CONSTRUCTION CO INC				1,203.94	935403	RMN21325	EVANS JANITORIAL-REVISION TO PO #55294 FOR MIDWAY SERV CTR EFFECTIVE 1/1/2012	Feb-2012
14,726	Other	EVANS CONSTRUCTION CO INC				300.99	935403	RMN21325	EVANS JANITORIAL-REVISION TO PO #55294 FOR MIDWAY SERV CTR EFFECTIVE 1/1/2012	Feb-2012
14,727	Other	EVANS CONSTRUCTION CO INC				899.34	935403	RMN21326	EVANS JANITORIAL-REVISION TO PO # FOR EFFECTIVE 1/1/2012	Feb-2012
14,728	Other	EVANS CONSTRUCTION CO INC				224.84	935403	RMN21326	EVANS JANITORIAL-REVISION TO PO # FOR EFFECTIVE 1/1/2012	Feb-2012
14,729	Other	EVANS CONSTRUCTION CO INC				3,201.09	935403	RMN21327	EVANS JANITORIAL-NEW MORGANFIELD CUSTOMER AND OPERATIONS CENTER EFFECTIVE JAN 1, 2012	Feb-2012
14,730	Other	EVANS CONSTRUCTION CO INC				2,134.06	935403	RMN21327	EVANS JANITORIAL-NEW MORGANFIELD CUSTOMER AND OPERATIONS CENTER EFFECTIVE JAN 1, 2012	Feb-2012
14,731	Other	EVANS CONSTRUCTION CO INC				800.27	935403	RMN21327	EVANS JANITORIAL-NEW MORGANFIELD CUSTOMER AND OPERATIONS CENTER EFFECTIVE JAN 1, 2012	Feb-2012
14,732	Other	EVANS CONSTRUCTION CO INC				533.52	935403	RMN21327	EVANS JANITORIAL-NEW MORGANFIELD CUSTOMER AND OPERATIONS CENTER EFFECTIVE JAN 1, 2012	Feb-2012
14,733	Other	EVANS CONSTRUCTION CO INC				1,119.45	935403	RMN21329	EVANS JANITORIAL-REVISION TO PO #55518 FOR MT STERLING BUSINESS OFFICE EFFECTIVE 1/1/2012	Feb-2012

KENTUCKY UTILITIES COMPANY
Case No. 2012- 00221
Analysis of Professional Services Expenses For the Test Year

(A)	(B)	(C)	(D)	(E)	(F)	(G)	(H)	(I)		
Line No.	Type	Vendor	Rate Case	Audit	Other	Total	Account	Invoice	Description	Period
14,734	Other	EVANS CONSTRUCTION CO INC				279.86	935403	RMN21329	EVANS JANITORIAL-REVISION TO PO #55518 FOR MT STERLING BUSINESS OFFICE EFFECTIVE 1/1/2012	Feb-2012
14,735	Other	EVANS CONSTRUCTION CO INC				233.46	935403	RMN21330	EVANS JANITORIAL-REVISION TO PO # 55368 FOR MT STERLING STOREROOM EFFECTIVE 1/1/2012	Feb-2012
14,736	Other	EVANS CONSTRUCTION CO INC				58.36	935403	RMN21330	EVANS JANITORIAL-REVISION TO PO # 55368 FOR MT STERLING STOREROOM EFFECTIVE 1/1/2012	Feb-2012
14,737	Other	EVANS CONSTRUCTION CO INC				833.74	935403	RMN21332	EVANS JANITORIAL-REVISION TO PO #55519 FOR NORTON BUSINESS OFFICE EFFECTIVE 1/1/2012	Feb-2012
14,738	Other	EVANS CONSTRUCTION CO INC				208.44	935403	RMN21332	EVANS JANITORIAL-REVISION TO PO #55519 FOR NORTON BUSINESS OFFICE EFFECTIVE 1/1/2012	Feb-2012
14,739	Other	EVANS CONSTRUCTION CO INC				324.52	935403	RMN21333	EVANS JANITORIAL-REVISION TO PO #55369 FOR NORTON STOREROOM EFFECTIVE 1/1/2012	Feb-2012
14,740	Other	EVANS CONSTRUCTION CO INC				81.13	935403	RMN21333	EVANS JANITORIAL-REVISION TO PO #55369 FOR NORTON STOREROOM EFFECTIVE 1/1/2012	Feb-2012
14,741	Other	EVANS CONSTRUCTION CO INC				16,272.95	921003	RMN21334	EVANS JANITORIAL-REVISION TO PO #55628 FOR THE ONE QUALITY BLDG EFFECTIVE 1/1/2012	Feb-2012
14,742	Other	EVANS CONSTRUCTION CO INC				4,068.24	921003	RMN21334	EVANS JANITORIAL-REVISION TO PO #55628 FOR THE ONE QUALITY BLDG EFFECTIVE 1/1/2012	Feb-2012
14,743	Other	EVANS CONSTRUCTION CO INC				466.93	935403	RMN21335	EVANS JANITORIAL-REVISION TO PO #55443 FOR PARIS BUS OFFICE EFFECTIVE 1/1/2012	Feb-2012
14,744	Other	EVANS CONSTRUCTION CO INC				116.73	935403	RMN21335	EVANS JANITORIAL-REVISION TO PO #55443 FOR PARIS BUS OFFICE EFFECTIVE 1/1/2012	Feb-2012
14,745	Other	EVANS CONSTRUCTION CO INC				247.66	935403	RMN21336	EVANS JANITORIAL-REVISION TO PO #55371 FOR PARIS STOREROOM EFFECTIVE 1/1/2012	Feb-2012
14,746	Other	EVANS CONSTRUCTION CO INC				61.92	935403	RMN21336	EVANS JANITORIAL-REVISION TO PO #55371 FOR PARIS STOREROOM EFFECTIVE 1/1/2012	Feb-2012
14,747	Other	EVANS CONSTRUCTION CO INC				788.26	935403	RMN21337	EVANS JANITORIAL-REVISION TO PO #55520 FOR PENNINGTON GAP OFFICE EFFECTIVE 1/1/2012	Feb-2012
14,748	Other	EVANS CONSTRUCTION CO INC				197.06	935403	RMN21337	EVANS JANITORIAL-REVISION TO PO #55520 FOR PENNINGTON GAP OFFICE EFFECTIVE 1/1/2012	Feb-2012
14,749	Other	EVANS CONSTRUCTION CO INC				277.10	935403	RMN21338	EVANS JANITORIAL-REVISION TO PO #55372 FOR PENNINGTON GAP STOREROOM EFFECTIVE 1/1/2012	Feb-2012
14,750	Other	EVANS CONSTRUCTION CO INC				69.28	935403	RMN21338	EVANS JANITORIAL-REVISION TO PO #55372 FOR PENNINGTON GAP STOREROOM EFFECTIVE 1/1/2012	Feb-2012
14,751	Other	EVANS CONSTRUCTION CO INC				686.80	935403	RMN21339	EVANS JANITORIAL-REVISION TO PO #55373 FOR PINEVILL COMPLEX EFFECTIVE 1/1/2012	Feb-2012
14,752	Other	EVANS CONSTRUCTION CO INC				171.70	935403	RMN21339	EVANS JANITORIAL-REVISION TO PO #55373 FOR PINEVILL COMPLEX EFFECTIVE 1/1/2012	Feb-2012
14,753	Other	EVANS CONSTRUCTION CO INC				71.43	923900	RMN21340	PINEVILLE TELECOM-JANITORIAL SERVICES TO THE END OF CONTRACT	Feb-2012
14,754	Other	EVANS CONSTRUCTION CO INC				1,511.20	935403	RMN21341	EVANS JANITORIAL-REVISION TO PO #55521 FOR RICHMOND BUS OFFICE EFFECTIVE 1/1/2012	Feb-2012
14,755	Other	EVANS CONSTRUCTION CO INC				377.80	935403	RMN21341	EVANS JANITORIAL-REVISION TO PO #55521 FOR RICHMOND BUS OFFICE EFFECTIVE 1/1/2012	Feb-2012
14,756	Other	EVANS CONSTRUCTION CO INC				1,122.11	935403	RMN21342	EVANS JANITORIAL-REVISION TO PO #55375 FOR RICHMON STRM & CLAY DR EFFECTIVE 1/1/2012	Feb-2012
14,757	Other	EVANS CONSTRUCTION CO INC				280.53	935403	RMN21342	EVANS JANITORIAL-REVISION TO PO #55375 FOR RICHMON STRM & CLAY DR EFFECTIVE 1/1/2012	Feb-2012
14,758	Other	EVANS CONSTRUCTION CO INC				1,050.18	935403	RMN21343	EVANS JANITORIAL-REVISION TO PO #55522 FOR SHELBYVILLE BUSINESS OFFICE EFFECTIVE 1/1/2012	Feb-2012
14,759	Other	EVANS CONSTRUCTION CO INC				262.55	935403	RMN21343	EVANS JANITORIAL-REVISION TO PO #55522 FOR SHELBYVILLE BUSINESS OFFICE EFFECTIVE 1/1/2012	Feb-2012
14,760	Other	EVANS CONSTRUCTION CO INC				538.66	923100	RMN21344	EVANS JANITORIAL-REVISION TO PO #55376 FOR SHELBYVILLE STRM EFFECTIVE 1/1/2012	Feb-2012
14,761	Other	EVANS CONSTRUCTION CO INC				134.67	923100	RMN21344	EVANS JANITORIAL-REVISION TO PO #55376 FOR SHELBYVILLE STRM EFFECTIVE 1/1/2012	Feb-2012
14,762	Other	EVANS CONSTRUCTION CO INC				1,037.79	935403	RMN21345	EVANS JANITORIAL-REVISION TO PO #55523 FOR SOMERSET BUSINESS OFFICE EFFECTIVE 1/1/2012	Feb-2012
14,763	Other	EVANS CONSTRUCTION CO INC				259.45	935403	RMN21345	EVANS JANITORIAL-REVISION TO PO #55523 FOR SOMERSET BUSINESS OFFICE EFFECTIVE 1/1/2012	Feb-2012

KENTUCKY UTILITIES COMPANY
Case No. 2012- 00221
Analysis of Professional Services Expenses For the Test Year

(A)	(B)	(C)	(D)	(E)	(F)	(G)	(H)	(I)		
Line No.	Type	Vendor	Rate Case	Audit	Other	Total	Account	Invoice	Description	Period
14,764	Other	EVANS CONSTRUCTION CO INC				324.70	935403	RMN21346	EVANS JANITORIAL-REVISION TO PO #55377 FOR SOMERSET STOREROOM EFFECTIVE 1/1/2012	Feb-2012
14,765	Other	EVANS CONSTRUCTION CO INC				81.17	935403	RMN21346	EVANS JANITORIAL-REVISION TO PO #55377 FOR SOMERSET STOREROOM EFFECTIVE 1/1/2012	Feb-2012
14,766	Other	EVANS CONSTRUCTION CO INC				2,132.62	935403	RMN21347	EVANS JANITORIAL-REVISION TO PO #55550 FOR VERSAILLES BUSINESS OFFICE EFFECTIVE 1/1/2012	Feb-2012
14,767	Other	EVANS CONSTRUCTION CO INC				533.16	935403	RMN21347	EVANS JANITORIAL-REVISION TO PO #55550 FOR VERSAILLES BUSINESS OFFICE EFFECTIVE 1/1/2012	Feb-2012
14,768	Other	EVANS CONSTRUCTION CO INC				659.05	935403	RMN21348	EVANS JANITORIAL-REVISION TO PO #55524 FOR WINCHESTER BUSINESS OFFICE EFFECTIVE 1/1/2012	Feb-2012
14,769	Other	EVANS CONSTRUCTION CO INC				164.76	935403	RMN21348	EVANS JANITORIAL-REVISION TO PO #55524 FOR WINCHESTER BUSINESS OFFICE EFFECTIVE 1/1/2012	Feb-2012
14,770	Other	EVANS CONSTRUCTION CO INC				588.98	935403	RMN21590	EVANS JANITORIAL-REVISION TO PO #55435 FOR BARLOW BUS. OFFICE EFFECTIVE 1/1/2012	MAR-2012
14,771	Other	EVANS CONSTRUCTION CO INC				147.24	935403	RMN21590	EVANS JANITORIAL-REVISION TO PO #55435 FOR BARLOW BUS. OFFICE EFFECTIVE 1/1/2012	MAR-2012
14,772	Other	EVANS CONSTRUCTION CO INC				353.74	935403	RMN21591	EVANS - ADD TO PO 55039-JANITORIAL SERVICES FOR BIG STONE GAP-EFFECTIVE 1/1/2012	MAR-2012
14,773	Other	EVANS CONSTRUCTION CO INC				39.31	935403	RMN21591	EVANS - ADD TO PO 55039-JANITORIAL SERVICES FOR BIG STONE GAP-EFFECTIVE 1/1/2012	MAR-2012
14,774	Other	EVANS CONSTRUCTION CO INC				432.39	935403	RMN21592	EVANS JANITORIAL-REVISION TO PO #55436 FOR CAMPBELLSVILLE BUS. OFFICE EFFECTIVE 1/1/2012	MAR-2012
14,775	Other	EVANS CONSTRUCTION CO INC				108.10	935403	RMN21592	EVANS JANITORIAL-REVISION TO PO #55436 FOR CAMPBELLSVILLE BUS. OFFICE EFFECTIVE 1/1/2012	MAR-2012
14,776	Other	EVANS CONSTRUCTION CO INC				297.49	935403	RMN21593	EVANS JANITORIAL-ADD TO PO #55040 FOR CAMPBELLSVILLE STRM - EFFECTIVE 1/1/2012	MAR-2012
14,777	Other	EVANS CONSTRUCTION CO INC				33.06	935403	RMN21593	EVANS JANITORIAL-ADD TO PO #55040 FOR CAMPBELLSVILLE STRM - EFFECTIVE 1/1/2012	MAR-2012
14,778	Other	EVANS CONSTRUCTION CO INC				480.00	935403	RMN21594	EVANS JANITORIAL-ADD TO PO 55215 FOR CARROLLTON STOREROOM - EFFECTIVE 1/1/2012	MAR-2012
14,779	Other	EVANS CONSTRUCTION CO INC				53.33	935403	RMN21594	EVANS JANITORIAL-ADD TO PO 55215 FOR CARROLLTON STOREROOM - EFFECTIVE 1/1/2012	MAR-2012
14,780	Other	EVANS CONSTRUCTION CO INC				2,205.66	935403	RMN21595	EVANS JANITORIAL-REVISION TO PO #55546 FOR DANVILLE BUSINESS OFFICE EFFECTIVE 1/1/2012	MAR-2012
14,781	Other	EVANS CONSTRUCTION CO INC				551.41	935403	RMN21595	EVANS JANITORIAL-REVISION TO PO #55546 FOR DANVILLE BUSINESS OFFICE EFFECTIVE 1/1/2012	MAR-2012
14,782	Other	EVANS CONSTRUCTION CO INC				634.53	935403	RMN21596	EVANS JANITORIAL-REVISE PO #55216 FOR DANVILLE STOREROOM EFFECTIVE 1/1/2012	MAR-2012
14,783	Other	EVANS CONSTRUCTION CO INC				70.50	935403	RMN21596	EVANS JANITORIAL-REVISE PO #55216 FOR DANVILLE STOREROOM EFFECTIVE 1/1/2012	MAR-2012
14,784	Other	EVANS CONSTRUCTION CO INC				1,433.47	935403	RMN21597	EVANS JANITORIAL-REVISION TO PO 55217 FOR DANVILLE SUBSTATION OFFICE EFFECTIVE 1/1/2012	MAR-2012
14,785	Other	EVANS CONSTRUCTION CO INC				159.28	935403	RMN21597	EVANS JANITORIAL-REVISION TO PO 55217 FOR DANVILLE SUBSTATION OFFICE EFFECTIVE 1/1/2012	MAR-2012
14,786	Other	EVANS CONSTRUCTION CO INC				111.30	935403	RMN21598	EVANS JANITORIAL-REVISION TO PO 55219 - FOR DANVILLE TRAINING BLDG EFFECTIVE 1/1/2012	MAR-2012
14,787	Other	EVANS CONSTRUCTION CO INC				662.14	935403	RMN21599	EVANS JANITORIAL-REVISION TO PO 55221 FOR EARLINGTON SERV CTR EFFECTIVE 1/1/2012	MAR-2012
14,788	Other	EVANS CONSTRUCTION CO INC				73.57	935403	RMN21599	EVANS JANITORIAL-REVISION TO PO 55221 FOR EARLINGTON SERV CTR EFFECTIVE 1/1/2012	MAR-2012
14,789	Other	EVANS CONSTRUCTION CO INC				1,603.05	935403	RMN21600	EVANS JANITORIAL-REVISION TO PO 55223 FOR EARLINGTON WESTERN TECH EFFECTIVE 1/1/2012	MAR-2012
14,790	Other	EVANS CONSTRUCTION CO INC				400.76	935403	RMN21600	EVANS JANITORIAL-REVISION TO PO 55223 FOR EARLINGTON WESTERN TECH EFFECTIVE 1/1/2012	MAR-2012
14,791	Other	EVANS CONSTRUCTION CO INC				330.41	935403	RMN21601	EVANS JANITORIAL-REVISION TO PO 55221 FOR EARLINGTON SERV CTR EFFECTIVE 1/1/2012	MAR-2012
14,792	Other	EVANS CONSTRUCTION CO INC				36.71	935403	RMN21601	EVANS JANITORIAL-REVISION TO PO 55221 FOR EARLINGTON SERV CTR EFFECTIVE 1/1/2012	MAR-2012
14,793	Other	EVANS CONSTRUCTION CO INC				730.31	935403	RMN21602	EVANS JANITORIAL-REVISION TO PO #55438 FOR EDDYVILLE BUSINESS OFFICE EFFECTIVE 1/1/2012	MAR-2012

KENTUCKY UTILITIES COMPANY
Case No. 2012- 00221
Analysis of Professional Services Expenses For the Test Year

(A)	(B)	(C)	(D)	(E)	(F)	(G)	(H)	(I)		
Line No.	Type	Vendor	Rate Case	Audit	Other	Total	Account	Invoice	Description	Period
14,794	Other	EVANS CONSTRUCTION CO INC				182.58	935403	RMN21602	EVANS JANITORIAL-REVISION TO PO #55438 FOR EDDYVILLE BUSINESS OFFICE EFFECTIVE 1/1/2012	MAR-2012
14,795	Other	EVANS CONSTRUCTION CO INC				240.04	935403	RMN21603	EVANS JANITORIAL-REVISION TO PO 55225 FOR EDDYVILLE STOREROOM EFFECTIVE 1/1/2012	MAR-2012
14,796	Other	EVANS CONSTRUCTION CO INC				60.01	935403	RMN21603	EVANS JANITORIAL-REVISION TO PO 55225 FOR EDDYVILLE STOREROOM EFFECTIVE 1/1/2012	MAR-2012
14,797	Other	EVANS CONSTRUCTION CO INC				1,977.37	935403	RMN21604	EVANS JANITORIAL-REVISION TO PO #55547 FOR ETOWN BUSINESS OFFICE EFFECTIVE 1/1/2012	MAR-2012
14,798	Other	EVANS CONSTRUCTION CO INC				494.34	935403	RMN21604	EVANS JANITORIAL-REVISION TO PO #55547 FOR ETOWN BUSINESS OFFICE EFFECTIVE 1/1/2012	MAR-2012
14,799	Other	EVANS CONSTRUCTION CO INC				473.75	935403	RMN21605	EVANS JANITORIAL-REVISION TO PO #55226 FOR ETOWN STOREROOM EFFECTIVE 1/1/2012	MAR-2012
14,800	Other	EVANS CONSTRUCTION CO INC				118.44	935403	RMN21605	EVANS JANITORIAL-REVISION TO PO #55226 FOR ETOWN STOREROOM EFFECTIVE 1/1/2012	MAR-2012
14,801	Other	EVANS CONSTRUCTION CO INC				1,157.09	935403	RMN21606	EVANS JANITORIAL-REVISION TO PO #55440 FORGEORGETOWN BUS OFFICE EFFECTIVE 1/1/2012	MAR-2012
14,802	Other	EVANS CONSTRUCTION CO INC				289.27	935403	RMN21606	EVANS JANITORIAL-REVISION TO PO #55440 FORGEORGETOWN BUS OFFICE EFFECTIVE 1/1/2012	MAR-2012
14,803	Other	EVANS CONSTRUCTION CO INC				2,075.06	935403	RMN21607	EVANS JANITORIAL-REVISION TO PO #55548 FOR GREENVILLE BUSINESS OFFICE EFFECTIVE 1/1/2012	MAR-2012
14,804	Other	EVANS CONSTRUCTION CO INC				518.77	935403	RMN21607	EVANS JANITORIAL-REVISION TO PO #55548 FOR GREENVILLE BUSINESS OFFICE EFFECTIVE 1/1/2012	MAR-2012
14,805	Other	EVANS CONSTRUCTION CO INC				224.63	935403	RMN21608	EVANS JANITORIAL-REVISION TO PO #55227 FOR GREENVILLE STOREROOM EFFECTIVE 1/1/2012	MAR-2012
14,806	Other	EVANS CONSTRUCTION CO INC				780.66	935403	RMN21609	EVANS JANITORIAL-REVISION TO PO #55439 FOR HARLAN OFFICE EFFECTIVE 1/1/2012	MAR-2012
14,807	Other	EVANS CONSTRUCTION CO INC				195.16	935403	RMN21609	EVANS JANITORIAL-REVISION TO PO #55439 FOR HARLAN OFFICE EFFECTIVE 1/1/2012	MAR-2012
14,808	Other	EVANS CONSTRUCTION CO INC				508.56	935403	RMN21610	EVANS JANITORIAL-REVISION TO PO #55228 FOR HARLAN STOREROOM EFFECTIVE 1/1/2012	MAR-2012
14,809	Other	EVANS CONSTRUCTION CO INC				127.14	935403	RMN21610	EVANS JANITORIAL-REVISION TO PO #55228 FOR HARLAN STOREROOM EFFECTIVE 1/1/2012	MAR-2012
14,810	Other	EVANS CONSTRUCTION CO INC				75.00	935403	RMN21611	EVANS JANITORIAL-REVISION TO PO #55624 FOR LEBANON STRM EFFECTIVE 1/1/2012	MAR-2012
14,811	Other	EVANS CONSTRUCTION CO INC				527.69	935403	RMN21612	EVANS JANITORIAL-REVISION TO PO #55441 FOR EFFECTIVE 1/1/2012	MAR-2012
14,812	Other	EVANS CONSTRUCTION CO INC				131.92	935403	RMN21612	EVANS JANITORIAL-REVISION TO PO #55441 FOR EFFECTIVE 1/1/2012	MAR-2012
14,813	Other	EVANS CONSTRUCTION CO INC				4,235.20	935403	RMN21613	EVANS JANITORIAL-REVISION TO PO #55229 FOR LEXINGTON OP CTR / STONE RD. EFFECTIVE 1/1/2012	MAR-2012
14,814	Other	EVANS CONSTRUCTION CO INC				1,058.80	935403	RMN21613	EVANS JANITORIAL-REVISION TO PO #55229 FOR LEXINGTON OP CTR / STONE RD. EFFECTIVE 1/1/2012	MAR-2012
14,815	Other	EVANS CONSTRUCTION CO INC				629.63	935403	RMN21614	EVANS JANITORIAL-REVISION TO PO #55290 FOR LEXINGTON SUBSTATION FACILITY EFFECTIVE 1/1/2012	MAR-2012
14,816	Other	EVANS CONSTRUCTION CO INC				157.41	935403	RMN21614	EVANS JANITORIAL-REVISION TO PO #55290 FOR LEXINGTON SUBSTATION FACILITY EFFECTIVE 1/1/2012	MAR-2012
14,817	Other	EVANS CONSTRUCTION CO INC				609.20	923900	RMN21615	LEXINGTON TELECOM - JANITORIAL SERVICES TO END OF CONTRACT	MAR-2012
14,818	Other	EVANS CONSTRUCTION CO INC				75.00	935403	RMN21616	EVANS JANITORIAL-REVISION TO PO #55291 FOR LIVERMORE EFFECTIVE 1/1/2012	MAR-2012
14,819	Other	EVANS CONSTRUCTION CO INC				1,104.47	935403	RMN21617	EVANS JANITORIAL-REVISION TO PO #55513 FOR LONDON BUSINESS OFFICE EFFECTIVE 1/1/2012	MAR-2012
14,820	Other	EVANS CONSTRUCTION CO INC				276.12	935403	RMN21617	EVANS JANITORIAL-REVISION TO PO #55513 FOR LONDON BUSINESS OFFICE EFFECTIVE 1/1/2012	MAR-2012
14,821	Other	EVANS CONSTRUCTION CO INC				509.81	935403	RMN21618	EVANS JANITORIAL-REVISION TO PO #55292 FOR LONDON STOREROOM EFFECTIVE 1/1/2012	MAR-2012
14,822	Other	EVANS CONSTRUCTION CO INC				127.45	935403	RMN21618	EVANS JANITORIAL-REVISION TO PO #55292 FOR LONDON STOREROOM EFFECTIVE 1/1/2012	MAR-2012
14,823	Other	EVANS CONSTRUCTION CO INC				1,122.43	935403	RMN21619	EVANS JANITORIAL-REVISION TO PO #55514 FORMAYSVILLE BUSINESS OFFICE EFFECTIVE 1/1/2012	MAR-2012
14,824	Other	EVANS CONSTRUCTION CO INC				280.61	935403	RMN21619	EVANS JANITORIAL-REVISION TO PO #55514 FORMAYSVILLE BUSINESS OFFICE EFFECTIVE 1/1/2012	MAR-2012

KENTUCKY UTILITIES COMPANY
Case No. 2012- 00221
Analysis of Professional Services Expenses For the Test Year

(A)	(B)	(C)	(D)	(E)	(F)	(G)	(H)	(I)		
Line No.	Type	Vendor	Rate Case	Audit	Other	Total	Account	Invoice	Description	Period
14,825	Other	EVANS CONSTRUCTION CO INC				135.87	935403	RMN21620	EVANS JANITORIAL-REVISION TO PO #55293 FOR MAYSVILLE STOREROOM EFFECTIVE 1/1/2012	MAR-2012
14,826	Other	EVANS CONSTRUCTION CO INC				1,110.36	935403	RMN21621	EVANS JANITORIAL-REVISION TO PO #55516 FOR MIDDLESBORO BUS OFFICE EFFECTIVE 1/1/2012	MAR-2012
14,827	Other	EVANS CONSTRUCTION CO INC				277.59	935403	RMN21621	EVANS JANITORIAL-REVISION TO PO #55516 FOR MIDDLESBORO BUS OFFICE EFFECTIVE 1/1/2012	MAR-2012
14,828	Other	EVANS CONSTRUCTION CO INC				1,223.94	935403	RMN21622	EVANS JANITORIAL-REVISION TO PO #55294 FOR MIDWAY SERV CTR EFFECTIVE 1/1/2012	MAR-2012
14,829	Other	EVANS CONSTRUCTION CO INC				305.99	935403	RMN21622	EVANS JANITORIAL-REVISION TO PO #55294 FOR MIDWAY SERV CTR EFFECTIVE 1/1/2012	MAR-2012
14,830	Other	EVANS CONSTRUCTION CO INC				899.34	935403	RMN21623	EVANS JANITORIAL-REVISION TO PO # FOR EFFECTIVE 1/1/2012	MAR-2012
14,831	Other	EVANS CONSTRUCTION CO INC				224.84	935403	RMN21623	EVANS JANITORIAL-REVISION TO PO # FOR EFFECTIVE 1/1/2012	MAR-2012
14,832	Other	EVANS CONSTRUCTION CO INC				1,159.85	935403	RMN21624	EVANS JANITORIAL-REVISION TO PO #55518 FOR MT STERLING BUSINESS OFFICE EFFECTIVE 1/1/2012	MAR-2012
14,833	Other	EVANS CONSTRUCTION CO INC				289.96	935403	RMN21624	EVANS JANITORIAL-REVISION TO PO #55518 FOR MT STERLING BUSINESS OFFICE EFFECTIVE 1/1/2012	MAR-2012
14,834	Other	EVANS CONSTRUCTION CO INC				233.46	935403	RMN21625	EVANS JANITORIAL-REVISION TO PO # 55368 FOR MT STERLING STOREROOM EFFECTIVE 1/1/2012	MAR-2012
14,835	Other	EVANS CONSTRUCTION CO INC				58.36	935403	RMN21625	EVANS JANITORIAL-REVISION TO PO # 55368 FOR MT STERLING STOREROOM EFFECTIVE 1/1/2012	MAR-2012
14,836	Other	EVANS CONSTRUCTION CO INC				3,269.08	935403	RMN21626	EVANS JANITORIAL-NEW MORGANFIELD CUSTOMER AND OPERATIONS CENTER EFFECTIVE JAN 1, 2012	MAR-2012
14,837	Other	EVANS CONSTRUCTION CO INC				2,179.39	935403	RMN21626	EVANS JANITORIAL-NEW MORGANFIELD CUSTOMER AND OPERATIONS CENTER EFFECTIVE JAN 1, 2012	MAR-2012
14,838	Other	EVANS CONSTRUCTION CO INC				817.27	935403	RMN21626	EVANS JANITORIAL-NEW MORGANFIELD CUSTOMER AND OPERATIONS CENTER EFFECTIVE JAN 1, 2012	MAR-2012
14,839	Other	EVANS CONSTRUCTION CO INC				544.85	935403	RMN21626	EVANS JANITORIAL-NEW MORGANFIELD CUSTOMER AND OPERATIONS CENTER EFFECTIVE JAN 1, 2012	MAR-2012
14,840	Other	EVANS CONSTRUCTION CO INC				909.34	935403	RMN21628	EVANS JANITORIAL-REVISION TO PO #55519 FOR NORTON BUSINESS OFFICE EFFECTIVE 1/1/2012	MAR-2012
14,841	Other	EVANS CONSTRUCTION CO INC				227.34	935403	RMN21628	EVANS JANITORIAL-REVISION TO PO #55519 FOR NORTON BUSINESS OFFICE EFFECTIVE 1/1/2012	MAR-2012
14,842	Other	EVANS CONSTRUCTION CO INC				324.52	935403	RMN21629	EVANS JANITORIAL-REVISION TO PO #55369 FOR NORTON STOREROOM EFFECTIVE 1/1/2012	MAR-2012
14,843	Other	EVANS CONSTRUCTION CO INC				81.13	935403	RMN21629	EVANS JANITORIAL-REVISION TO PO #55369 FOR NORTON STOREROOM EFFECTIVE 1/1/2012	MAR-2012
14,844	Other	EVANS CONSTRUCTION CO INC				16,638.07	921003	RMN21630	EVANS JANITORIAL-REVISION TO PO #55628 FOR THE ONE QUALITY BLDG EFFECTIVE 1/1/2012	MAR-2012
14,845	Other	EVANS CONSTRUCTION CO INC				4,159.52	921003	RMN21630	EVANS JANITORIAL-REVISION TO PO #55628 FOR THE ONE QUALITY BLDG EFFECTIVE 1/1/2012	MAR-2012
14,846	Other	EVANS CONSTRUCTION CO INC				466.93	935403	RMN21631	EVANS JANITORIAL-REVISION TO PO #55443 FOR PARIS BUS OFFICE EFFECTIVE 1/1/2012	MAR-2012
14,847	Other	EVANS CONSTRUCTION CO INC				116.73	935403	RMN21631	EVANS JANITORIAL-REVISION TO PO #55443 FOR PARIS BUS OFFICE EFFECTIVE 1/1/2012	MAR-2012
14,848	Other	EVANS CONSTRUCTION CO INC				247.66	935403	RMN21632	EVANS JANITORIAL-REVISION TO PO #55371 FOR PARIS STOREROOM EFFECTIVE 1/1/2012	MAR-2012
14,849	Other	EVANS CONSTRUCTION CO INC				61.92	935403	RMN21632	EVANS JANITORIAL-REVISION TO PO #55371 FOR PARIS STOREROOM EFFECTIVE 1/1/2012	MAR-2012
14,850	Other	EVANS CONSTRUCTION CO INC				788.26	935403	RMN21633	EVANS JANITORIAL-REVISION TO PO #55520 FOR PENNINGTON GAP OFFICE EFFECTIVE 1/1/2012	MAR-2012
14,851	Other	EVANS CONSTRUCTION CO INC				197.06	935403	RMN21633	EVANS JANITORIAL-REVISION TO PO #55520 FOR PENNINGTON GAP OFFICE EFFECTIVE 1/1/2012	MAR-2012
14,852	Other	EVANS CONSTRUCTION CO INC				277.10	935403	RMN21634	EVANS JANITORIAL-REVISION TO PO #55372 FOR PENNINGTON GAP STOREROOM EFFECTIVE 1/1/2012	MAR-2012
14,853	Other	EVANS CONSTRUCTION CO INC				69.28	935403	RMN21634	EVANS JANITORIAL-REVISION TO PO #55372 FOR PENNINGTON GAP STOREROOM EFFECTIVE 1/1/2012	MAR-2012
14,854	Other	EVANS CONSTRUCTION CO INC				866.41	935403	RMN21635	EVANS JANITORIAL-REVISION TO PO #55373 FOR PINEVILL COMPLEX EFFECTIVE 1/1/2012	MAR-2012
14,855	Other	EVANS CONSTRUCTION CO INC				216.60	935403	RMN21635	EVANS JANITORIAL-REVISION TO PO #55373 FOR PINEVILL COMPLEX EFFECTIVE 1/1/2012	MAR-2012

KENTUCKY UTILITIES COMPANY
Case No. 2012- 00221
Analysis of Professional Services Expenses For the Test Year

(A)	(B)	(C)	(D)	(E)	(F)	(G)	(H)	(I)		
Line No.	Type	Vendor	Rate Case	Audit	Other	Total	Account	Invoice	Description	Period
14,856	Other	EVANS CONSTRUCTION CO INC				71.43	923900	RMN21636	PINEVILLE TELECOM-JANITORIAL SERVICES TO THE END OF CONTRACT	MAR-2012
14,857	Other	EVANS CONSTRUCTION CO INC				1,383.62	935403	RMN21637	EVANS JANITORIAL-REVISION TO PO #55521 FOR RICHMOND BUS OFFICE EFFECTIVE 1/1/2012	MAR-2012
14,858	Other	EVANS CONSTRUCTION CO INC				345.91	935403	RMN21637	EVANS JANITORIAL-REVISION TO PO #55521 FOR RICHMOND BUS OFFICE EFFECTIVE 1/1/2012	MAR-2012
14,859	Other	EVANS CONSTRUCTION CO INC				1,122.11	935403	RMN21638	EVANS JANITORIAL-REVISION TO PO #55375 FOR RICHMON STRM & CLAY DR EFFECTIVE 1/1/2012	MAR-2012
14,860	Other	EVANS CONSTRUCTION CO INC				280.53	935403	RMN21638	EVANS JANITORIAL-REVISION TO PO #55375 FOR RICHMON STRM & CLAY DR EFFECTIVE 1/1/2012	MAR-2012
14,861	Other	EVANS CONSTRUCTION CO INC				1,208.27	935403	RMN21639	EVANS JANITORIAL-REVISION TO PO #55522 FOR SHELBYVILLE BUSINESS OFFICE EFFECTIVE 1/1/2012	MAR-2012
14,862	Other	EVANS CONSTRUCTION CO INC				302.07	935403	RMN21639	EVANS JANITORIAL-REVISION TO PO #55522 FOR SHELBYVILLE BUSINESS OFFICE EFFECTIVE 1/1/2012	MAR-2012
14,863	Other	EVANS CONSTRUCTION CO INC				1,334.65	923100	RMN21640	EVANS JANITORIAL-REVISION TO PO #55376 FOR SHELBYVILLE STRM EFFECTIVE 1/1/2012	MAR-2012
14,864	Other	EVANS CONSTRUCTION CO INC				333.66	923100	RMN21640	EVANS JANITORIAL-REVISION TO PO #55376 FOR SHELBYVILLE STRM EFFECTIVE 1/1/2012	MAR-2012
14,865	Other	EVANS CONSTRUCTION CO INC				1,083.24	935403	RMN21641	EVANS JANITORIAL-REVISION TO PO #55523 FOR SOMERSET BUSINESS OFFICE EFFECTIVE 1/1/2012	MAR-2012
14,866	Other	EVANS CONSTRUCTION CO INC				270.81	935403	RMN21641	EVANS JANITORIAL-REVISION TO PO #55523 FOR SOMERSET BUSINESS OFFICE EFFECTIVE 1/1/2012	MAR-2012
14,867	Other	EVANS CONSTRUCTION CO INC				324.70	935403	RMN21642	EVANS JANITORIAL-REVISION TO PO #55377 FOR SOMERSET STOREROOM EFFECTIVE 1/1/2012	MAR-2012
14,868	Other	EVANS CONSTRUCTION CO INC				81.17	935403	RMN21642	EVANS JANITORIAL-REVISION TO PO #55377 FOR SOMERSET STOREROOM EFFECTIVE 1/1/2012	MAR-2012
14,869	Other	EVANS CONSTRUCTION CO INC				2,132.62	935403	RMN21643	EVANS JANITORIAL-REVISION TO PO #55550 FOR VERSAILLES BUSINESS OFFICE EFFECTIVE 1/1/2012	MAR-2012
14,870	Other	EVANS CONSTRUCTION CO INC				533.16	935403	RMN21643	EVANS JANITORIAL-REVISION TO PO #55550 FOR VERSAILLES BUSINESS OFFICE EFFECTIVE 1/1/2012	MAR-2012
14,871	Other	EVANS CONSTRUCTION CO INC				659.05	935403	RMN21644	EVANS JANITORIAL-REVISION TO PO #55524 FOR WINCHESTER BUSINESS OFFICE EFFECTIVE 1/1/2012	MAR-2012
14,872	Other	EVANS CONSTRUCTION CO INC				164.76	935403	RMN21644	EVANS JANITORIAL-REVISION TO PO #55524 FOR WINCHESTER BUSINESS OFFICE EFFECTIVE 1/1/2012	MAR-2012
14,873	Other	EVAPAR				840.52	921903	37621	KY Dam TVA generator repair. Troubleshooting; solinoid valves replacement	OCT-2011
14,874	Other	EVAPAR				(1,019.28)	513100	229981	CORRECT ACCT	APR-2011
14,875	Other	EVAPAR				1,393.08	921903	230747	correct sales tax	APR-2011
14,876	Other	EVAPAR				200.65	921903	231036	correct sales tax	MAY-2011
14,877	Other	EVAPAR				256.70	921903	231037	CORRECT SALES TAX	MAY-2011
14,878	Other	EVAPAR				222.79	921903	231038	CORRECT SALES TAX	MAY-2011
14,879	Other	EVAPAR				985.98	921903	234958	CORRECT SALES TAX Muldraugh - Generator muffler, exhaust pipe, muffler bracket, clamps & rad. Filler cap	AUG-2011
14,880	Other	EVAPAR				198.22	921903	234980	CORRECT SALES TAX Stone Road - Replaced fuse holder.	AUG-2011
14,881	Other	EVAPAR				138.80	921903	234989	CORRECT SALES TAX Holsclaw - Replaced battery.	AUG-2011
14,882	Other	EVAPAR				379.76	921903	235678	Paducah - Generator annual pm.	AUG-2011
14,883	Other	EVAPAR				261.21	921903	236310	CORRECTED SALES TAX GTMGreen River - Generator annual pm.	SEP-2011
14,884	Other	EVAPAR				490.30	921903	237276	CORRECT SALES TAX Ballardsville. generator repair.	OCT-2011
14,885	Other	EVAPAR				1,012.50	513100	237298	Labor to service #1 Plant Air Compressor - 09/15/11	OCT-2011
14,886	Other	EVAPAR				911.25	513100	237298	Labor to service #2 Plant Air Compressor - 09/14/11	OCT-2011
14,887	Other	EVAPAR				116.00	513100	237298	CORRECT SALES TAX& ACCOUNTING Mileage - #2 Plant Air Compressor - 09/14/11	OCT-2011
14,888	Other	EVAPAR				116.00	513100	237298	CORRECT SALES TAX & ACCOUNTING Mileage - #1 Plant Air Compressor - 09/15/11	OCT-2011
14,889	Other	EVAPAR				553.72	921903	237539	Middlesboro generator repair. replace control board, troubleshooting.	OCT-2011
14,890	Other	EVAPAR				307.74	921903	237540	CORRECT SALES TAX Booger Mountain generator repair. Battery, Charger, labor.	OCT-2011
14,891	Other	EVAPAR				369.44	921903	238094	CORRECT SALES TAX Ballardsville. generator repair.	OCT-2011
14,892	Other	EVAPAR				942.41	921903	238786	Green River generator repair	NOV-2011
14,893	Other	EVAPAR				201.05	921903	239212	Cane Run generator repair.	NOV-2011
14,894	Other	EVAPAR				143.07	921903	239213	CORRECT SALES TAX Holsclaw generator repair.	NOV-2011
14,895	Other	EVAPAR				176.84	921903	239214	Middletown generator repair.	NOV-2011

KENTUCKY UTILITIES COMPANY
Case No. 2012- 00221
Analysis of Professional Services Expenses For the Test Year

(A)	(B)	(C)	(D)	(E)	(F)	(G)	(H)	(I)		
Line No.	Type	Vendor	Rate Case	Audit	Other	Total	Account	Invoice	Description	Period
14,896	Other	EVAPAR				224.40	921903	240555	Skimmersburg Generator Repair	Jan-2012
14,897	Other	EVAPAR				450.28	921903	240956	Muldraugh Generator Repair	Jan-2012
14,898	Other	EVAPAR				413.60	921903	242640	Skimmersburg Generator Repair	Feb-2012
14,899	Other	EVAPAR				118.94	921903	243733	Jtown Generator Repair	MAR-2012
14,900	Other	EVAPAR				126.65	921903	244021	Jtown Generator Repair	MAR-2012
14,901	Other	EVAPAR				720.90	921903	244309	Jtown and Muldraugh Generator Repair	MAR-2012
14,902	Other	EVAPAR				425.17	513100	437526	Oil analysis kit & filter kit for #1 plant air compressor	Jan-2012
14,903	Other	EVAPAR				425.17	513100	437526	Oil analysis kit & filter kit for #2 oplant air compressor	Jan-2012
14,904	Other	EVAPAR				180.00	513100	437526	Perform 2000 hr. service on #1 plant air compressor	Jan-2012
14,905	Other	EVAPAR				180.00	513100	437526	Perform 2000 hr. service on #2 plant air compressor	Jan-2012
14,906	Other	EVAPAR				93.75	513100	437526	Mileage charges - 2000 hr. service of #1 & #2 plant air compressors	Jan-2012
14,907	Other	EVAPAR				93.75	513100	437526	Mileage charges - 2000 hr. service of #1 & #2 plant air compressors	Jan-2012
14,908	Other	EVAPAR				359.39	921903	23400214	Mt. Vernon - Generator annual pm.	JUL-2011
14,909	Other	EVAPAR				294.55	921903	23400214	Dix Dam - Generator annual pm.	JUL-2011
14,910	Other	EVAPAR				294.55	921903	23400214	Caneyville - Generator annual pm.	JUL-2011
14,911	Other	EVAPAR				274.17	921903	23400214	Kessinger - Generator annual pm.	JUL-2011
14,912	Other	EVAPAR				261.21	921903	23400214	Badger - Generator annual pm.	JUL-2011
14,913	Other	EVAPAR				261.21	921903	23400214	Bromley - Generator annual pm.	JUL-2011
14,914	Other	EVAPAR				240.82	921903	23400214	Beech Grove - Generator annual pm.	JUL-2011
14,915	Other	EVAPAR				197.60	921903	23400214	Muldraugh - Generator annual pm.	JUL-2011
14,916	Other	EVAPAR				189.57	921903	23400214	South Service Center - Generator annual pm.	JUL-2011
14,917	Other	EVAPAR				176.60	921903	23400214	Garrison Lane - Generator annual pm.	JUL-2011
14,918	Other	EVAPAR				174.75	921903	23400214	Fern Creek - Generator annual pm.	JUL-2011
14,919	Other	EVAPAR				174.75	921903	23400214	Mill Creek - Generator annual pm.	JUL-2011
14,920	Other	EVAPAR				174.75	921903	23400214	Jeffersontown - Generator annual pm.	JUL-2011
14,921	Other	EVERGREEN ENVIRONMENTAL				9,067.63	570100	0131479ER	Evergreen Environmental Invoice # 01-31479ER - Emergency response to failed West Frankfort transformer	JUL-2011
14,922	Other	EVERGREEN ENVIRONMENTAL				1,871.54	512100	0131685EN	LABOR TO VACUUM FUEL OUT OF 100,000 GAL FUEL OIL TANK TO REPAIR LOCAL LEVEL INDICATOR	SEP-2011
14,923	Other	EVERGREEN ENVIRONMENTAL				1,065.41	570100	0312001EN	Evergreen Environmental Invoice # 03-31304EN - West Frankfort Failed Transformer Cleanup	Feb-2012
14,924	Other	EVERGREEN ENVIRONMENTAL				98,441.32	570100	0331185ER	Evergreen Environmental Invoice # 03-31185ER - W. Frankfort Cleanup	Jun-2011
14,925	Other	EVERGREEN ENVIRONMENTAL				3,082.53	570100	0331240ER	Evergreen Environmental Invoice # 03-31240ER - West Frankfort failed transformer cleanup services	AUG-2011
14,926	Other	EVERGREEN ENVIRONMENTAL				3,132.34	570100	0331262EN	Evergreen Environmental Invoice # 03-31240ER - West Frankfort failed transformer cleanup services	AUG-2011
14,927	Other	EVERGREEN ENVIRONMENTAL				3,083.14	570100	0331302EN	Evergreen Environmental Invoice # 03-31240ER - West Frankfort failed transformer cleanup services	SEP-2011
14,928	Other	EVERGREEN ENVIRONMENTAL				1,640.83	570100	0331304EN	Evergreen Environmental Invoice # 03-31304EN - West Frankfort Failed Transformer Cleanup	OCT-2011
14,929	Other	EVERGREEN ENVIRONMENTAL				1,204.72	570100	0331328EN	Evergreen Environmental Invoice # 03-31304EN - West Frankfort Failed Transformer Cleanup	OCT-2011
14,930	Other	EVERGREEN ENVIRONMENTAL				2,602.59	570100	0331358EN	Evergreen Environmental Invoice # 03-31304EN - West Frankfort Failed Transformer Cleanup	Dec-2011
14,931	Other	EVERGREEN ENVIRONMENTAL				220.79	570100	0331375EN	Evergreen Environmental Invoice # 03-31304EN - West Frankfort Failed Transformer Cleanup	Dec-2011
14,932	Other	EVERGREEN ENVIRONMENTAL				1,828.75	570100	0331405EN	Evergreen Environmental Invoice # 03-31304EN - West Frankfort Failed Transformer Cleanup	Jan-2012
14,933	Other	EVERGREEN ENVIRONMENTAL				3,557.10	502004	1012025EN	Sulfuric acid transfer	Feb-2012
14,934	Other	Experian / Accunint				(2,300.00)	903035		Experian / Accunint	APR-2011
14,935	Other	EXPERIAN MARKETING SOLUTION INC				21,530.00	930903	Reverses *J703-0110-0311 Adjustment USD	Residential Demand Conservation Program Market Potential Study	JUL-2011
14,936	Other	EXPERIAN MARKETING SOLUTION INC				10,575.00	930903	891190	Business Office Location Evaluation - Market Data	Jun-2011
14,937	Other	EXPERIAN MARKETING SOLUTION INC				2,500.00	930903	0009604804	Residential Demand Conservation Market Study Report	AUG-2011
14,938	Other	Experian/Accurint				3,700.00	903035	J703-0110-0312 Adjustment USD	Experian/Accurint	MAR-2012
14,939	Other	EXPERIS				10,578.24	921903	811231417	Direct Hire Fee for Danial Bishop	Feb-2012
14,940	Other	EXPRO INC				16,050.00	512100	020612K	FURNISH LABOR TO DESLAG THE GH1 BOILER DURING THE GH1 SPRING OUTAGE. ESTIMATED DATE OF SERVICE IS 2/18/11	Feb-2012
14,941	Other	EXPRO INC				4,440.69	512100	020612K	FURNISH MATERIAL TO DESLAG THE GH1 BOILER DURING THE GH1 SPRING OUTAGE. ESTIMATED DATE OF SERVICE IS 2/18/11	Feb-2012

KENTUCKY UTILITIES COMPANY
Case No. 2012- 00221
Analysis of Professional Services Expenses For the Test Year

(A)	(B)	(C)	(D)	(E)	(F)	(G)	(H)	(I)		
Line No.	Type	Vendor	Rate Case	Audit	Other	Total	Account	Invoice	Description	Period
14,942	Other	EXPRO INC				17,687.50	512100	031312K	FURNISH LABOR TO DESLAG THE GHENT 3 BOILER DURING THE GHENT 3 SPRING OUTAGE. ESTIMATE DATE OF SERVICE IS 3/17/12	MAR-2012
14,943	Other	EXPRO INC				3,281.03	512100	031312K	FURNISH MATERIAL TO DESLAG THE GHENT 3 BOILER DURING THE GHENT 3 SPRING OUTAGE. ESTIMATE DATE OF SERVICE IS 3/17/12	MAR-2012
14,944	Other	EXPRO INC				3,435.63	512017	041111K	DESLAG UNIT 2	APR-2011
14,945	Other	EXPRO INC				5,225.00	512100	050411K	DESLAG UNIT 4	MAY-2011
14,946	Other	EXPRO INC				1,294.98	512100	050411K	DESLAG UNIT 4	MAY-2011
14,947	Other	EXPRO INC				7,375.00	512100	050811K	LABOR TO DESLAG UNIT 2 BOILER	Jun-2011
14,948	Other	EXPRO INC				2,271.91	512100	050811K	EQUIPMENT/MATERIAL TO DESLAG UNIT 2 BOILER	Jun-2011
14,949	Other	EXPRO INC				9,425.00	512100	100911K	LABOR TO DESLAG UNIT 1 BOILER	NOV-2011
14,950	Other	EXPRO INC				1,013.03	512100	100911K	EQUIPMENT & MATERIAL FOR DESLAG OF UNIT 1 BOILER	NOV-2011
14,951	Other	F AND M MAFCO INC				63.00	514100	S1823593	LABOR AND MATERIAL TO REPAIR 50 TON RAM	MAY-2011
14,952	Other	F AND M MAFCO INC				183.44	514100	S1840075	INSPECT AND REPAIR IR TUGGER MODEL FA2-24MK210 SERIAL#A1410994	AUG-2011
14,953	Other	F AND M MAFCO INC				(15.44)	514100	S1840075	INVOICE S1840075	AUG-2011
14,954	Other	F AND M MAFCO INC				90.84	514100	S1848401	REPAIR OF CM 2-TON CHAIN HOIST	OCT-2011
14,955	Other	F AND M MAFCO INC				(13.84)	514100	S1848401	INVOICE S1848401	OCT-2011
14,956	Other	F AND M MAFCO INC				21.00	514100	S1848402	REPAIR OF ENERPAC HAND PUMP MODEL P-39	OCT-2011
14,957	Other	F AND M MAFCO INC				1,013.55	514100	S1851800	REPAIR 1" DR IR AIR IMPACT MODEL 2934	NOV-2011
14,958	Other	F AND M MAFCO INC				(950.55)	514100	S1851800	INVOICE S1851800	NOV-2011
14,959	Other	F AND M MAFCO INC				42.00	511100	S1855509	LABOR TO REPAIR ONE ENERPAC HYDRAULIC PUMP	Dec-2011
14,960	Other	F AND M MAFCO INC				127.26	514100	S1856841	REPAIR AND CERT 3/4 TON LEVER HOIST TAG#17452	Dec-2011
14,961	Other	F AND M MAFCO INC				(35.00)	514100	S1856841	INVOICE S1856841	Dec-2011
14,962	Other	F AND M MAFCO INC				708.40	514100	S1867915	TEST & CERTIFY HOISTS AND PULLERS	MAR-2012
14,963	Other	FALLS CITY FENCE CO				1,264.00	921003	0032	correct sales tax	MAY-2011
14,964	Other	FALLS CITY FENCE CO				712.50	511100	0089	Labor to replace main, power and display boards, safety edge transmitter and transformer in operator due to lightening strike - main gate -- 05/24 & 05/25/11	NOV-2011
14,965	Other	FALLS CITY FENCE CO				256.00	511100	0089	Equipment necessary to complete repairs to main gate due to lightening strike	NOV-2011
14,966	Other	FALLS CITY FENCE CO				4,370.00	921003	7215	Work on gate C-Ville Storeroom	APR-2011
14,967	Other	FALLS CITY FENCE CO				1,980.00	588100	7224	FALLS CITY FENCE, REPLACE SAFETY & FREE EXIT LOOPS ON GATE, INVOICE 7224, 2/21/2011	APR-2011
14,968	Other	FALLS CITY FENCE CO				819.00	921003	11229	Green River gate repair	Dec-2011
14,969	Other	FALLS CITY FENCE CO				246.00	573100	11235	CORRECT SALES TAX FALLS CITY FENCE, REPLACE TOP DRIVE WHEEL AND REPAIR GATE OPERATOR CONTROLLER, INVOICES 11235 & 11258	AUG-2011
14,970	Other	FALLS CITY FENCE CO				246.00	588100	11235	CORRECT SALES TAX FALLS CITY FENCE, REPLACE TOP DRIVE WHEEL AND REPAIR GATE OPERATOR CONTROLLER, INVOICES 11235 & 11258	AUG-2011
14,971	Other	FALLS CITY FENCE CO				436.00	573100	11258	FALLS CITY FENCE, REPLACE TOP DRIVE WHEEL AND REPAIR GATE OPERATOR CONTROLLER, INVOICES 11235 & 11258	AUG-2011
14,972	Other	FALLS CITY FENCE CO				436.00	588100	11258	FALLS CITY FENCE, REPLACE TOP DRIVE WHEEL AND REPAIR GATE OPERATOR CONTROLLER, INVOICES 11235 & 11258	AUG-2011
14,973	Other	FALLS CITY FENCE CO				611.40	588100	11276	CORRECT SALES TAX FALLS CITY FENCE-EARLINGTON STOREROOM -REPLACE AND REPAIR CHAIN LINK FENCE AS DIRECTED - INV #11276 DATED 8/29/2011	SEP-2011
14,974	Other	FALLS CITY FENCE CO				407.60	588100	11276	CORRECT SALES TAX FALLS CITY FENCE-EARLINGTON STOREROOM -REPLACE AND REPAIR CHAIN LINK FENCE AS DIRECTED - INV #11276 DATED 8/29/2011	SEP-2011
14,975	Other	FALLS CITY FENCE CO				475.80	588100	11281	CORRECT SALES TAX FALLS CITY FENCE-EARLINGTON STOREROOM -REPLACE AND REPAIR CHAIN LINK FENCE. STRAIGHTEN SEVERAL FENCE POSTS AS DIRECTED - INV #11281 DATED 8/30/2011	SEP-2011
14,976	Other	FALLS CITY FENCE CO				317.20	588100	11281	CORRECT SALES TAX FALLS CITY FENCE-EARLINGTON STOREROOM -REPLACE AND REPAIR CHAIN LINK FENCE. STRAIGHTEN SEVERAL FENCE POSTS AS DIRECTED - INV #11281 DATED 8/30/2011	SEP-2011
14,977	Other	FALLS CITY FENCE CO				2,383.00	511100	11287	Materials necessary to complete repairs to perimeter fencing	SEP-2011
14,978	Other	FALLS CITY FENCE CO				628.00	511100	11287	Labor to repair perimeter fence damage as directed	SEP-2011
14,979	Other	FALLS CITY FENCE CO				518.00	511100	11410H	Equipment/materials necessary to repair security fence	NOV-2011
14,980	Other	FALLS CITY FENCE CO				225.00	511100	11410H	Labor necessary to repair security fence	NOV-2011
14,981	Other	FALLS CITY FENCE CO				403.00	935403	11447B	INV 11447B	Jan-2012
14,982	Other	FALLS CITY FENCE CO				520.00	921004	11451M	FALLS CITY FENCE CO-ADD GATE POSTS & WALK GATE ON RIGHT SIDE OF ENTRANCE AT MAYSVILLE (INC-FENCE REMOVAL & HOOKUPS AS PER QUOTE TO TERRY LINDSEY DATED 11/10/2011)	Dec-2011

KENTUCKY UTILITIES COMPANY
Case No. 2012- 00221
Analysis of Professional Services Expenses For the Test Year

(A)	(B)	(C)	(D)	(E)	(F)	(G)	(H)	(I)		
Line No.	Type	Vendor	Rate Case	Audit	Other	Total	Account	Invoice	Description	Period
14,983	Other	FALLS CITY FENCE CO				520.00	923100	11451M	FALLS CITY FENCE CO-ADD TWO GATE POSTS AND GATE FOR 3 FT. OPENING AT WINCHESTER STOREROOM. REMOVE FENCE FOR GATE AND ADD HOOKUPS PER QUOTE TO TERRY LINDSEY DATED 11/4/2011)	Dec-2011
14,984	Other	FALLS CITY FENCE CO				935.00	921003	11511B	Pay invoice for Earlington gate	MAR-2012
14,985	Other	FALLS CITY FENCE CO				807.00	588100	11555BM	Repair Danville gate operator, replace loop detector, and replace trolley	MAR-2012
14,986	Other	FAN GROUP INC				74,041.80	512100	428018	MATERIAL TO RECOAT FAN BLADES SPARE ID FAN BLADES w/ WOKA 3652	APR-2011
14,987	Other	FAN GROUP INC				49,861.20	512100	428018	LABOR TO RECOAT FAN BLADES SPARE ID FAN BLADES w/ WOKA 3652	APR-2011
14,988	Other	FAN GROUP INC				51,683.71	512100	428079	PROVIDE TWO (2) FIELD SERVICE REPS. FOR THE UNIT 3 ROTOR CHANGES	MAY-2011
14,989	Other	FAN GROUP INC				2,827.00	512100	428141	LABOR TO MOMENT BALANCE INDUCED DRAFT FAN BLADES,(52), FLAKTWOODS PF FAN MODEL PFTU-355-250	Jun-2011
14,990	Other	FAN GROUP INC				88,453.80	512100	428178	LABOR TO REBUILD TWO (2) ROTORS FOR INDUCED DRAFT FANS REMOVED DURING THE GHENT 3 OUTAGE	Jun-2011
14,991	Other	FAN GROUP INC				29,484.60	512100	428178	MATERIAL TO REBUILD TWO (2) ROTORS FOR INDUCED DRAFT FANS REMOVED DURING THE GHENT 3 OUTAGE	Jun-2011
14,992	Other	FAN GROUP INC				3,341.00	512100	428704	MOMENT BALANCE EACH FAN BLADE (ONE SET OF 52)	MAR-2012
14,993	Other	FAN GROUP INC				37,491.60	512100	R410207	LABOR TO REBUILD TWO (2) ROTORS FOR INDUCED DRAFT FANS REMOVED DURING THE GHENT 3 OUTAGE	NOV-2011
14,994	Other	FEHRENBACH, MARY				75.00	586100	3373	interperter for Tim Lush, approx 52 visits	AUG-2011
14,995	Other	FEHRENBACH, MARY				75.00	586100	3377	INTERPERTER FOR TIM LUSH WILL HAVE MUTIPLE POS	SEP-2011
14,996	Other	FEHRENBACH, MARY				75.00	586100	3379	INTERPERTER FOR TIM LUSH WILL HAVE MUTIPLE POS	SEP-2011
14,997	Other	FEHRENBACH, MARY				75.00	586100	3533	interperter for Tim Lush, approx 52 visits	APR-2011
14,998	Other	FEHRENBACH, MARY				75.00	586100	3535	interperter for Tim Lush, approx 52 visits	APR-2011
14,999	Other	FEHRENBACH, MARY				75.00	586100	3541	interperter for Tim Lush, approx 52 visits	MAY-2011
15,000	Other	FEHRENBACH, MARY				75.00	586100	3550	interperter for Tim Lush, approx 52 visits	Jun-2011
15,001	Other	FEHRENBACH, MARY				75.00	586100	3553	interperter for Tim Lush, approx 52 visits	Jun-2011
15,002	Other	FEHRENBACH, MARY				75.00	586100	3556	interperter for Tim Lush, approx 52 visits	Jun-2011
15,003	Other	FEHRENBACH, MARY				75.00	586100	3562	interperter for Tim Lush, approx 52 visits	AUG-2011
15,004	Other	FEHRENBACH, MARY				75.00	586100	3564	interperter for Tim Lush, approx 52 visits	AUG-2011
15,005	Other	FEHRENBACH, MARY				75.00	586100	3566	interperter for Tim Lush, approx 52 visits	AUG-2011
15,006	Other	FEHRENBACH, MARY				86.26	586100	3580	INTERPERTER FOR TIM LUSH WILL HAVE MUTIPLE POS	SEP-2011
15,007	Other	FEHRENBACH, MARY				63.74	586100	3580	interperter for Tim Lush, approx 52 visits	SEP-2011
15,008	Other	FEHRENBACH, MARY				75.00	586100	3582	INTERPERTER FOR TIM LUSH WILL HAVE MUTIPLE POS	NOV-2011
15,009	Other	FEHRENBACH, MARY				75.00	586100	3607	INTERPERTER FOR TIM LUSH WILL HAVE MUTIPLE POS	NOV-2011
15,010	Other	FEHRENBACH, MARY				75.00	586100	3621	INTERPERTER FOR TIM LUSH WILL HAVE MUTIPLE POS	NOV-2011
15,011	Other	FEHRENBACH, MARY				75.00	586100	3633	INTERPERTER FOR TIM LUSH WILL HAVE MUTIPLE POS	NOV-2011
15,012	Other	FEHRENBACH, MARY				75.00	586100	3643	INTERPERTER FOR TIM LUSH WILL HAVE MUTIPLE POS	NOV-2011
15,013	Other	FEHRENBACH, MARY				75.00	586100	3647	INTERPERTER FOR TIM LUSH WILL HAVE MUTIPLE POS	NOV-2011
15,014	Other	FEHRENBACH, MARY				140.00	586100	3653	INTERPERTER FOR TIM LUSH WILL HAVE MUTIPLE POS	NOV-2011
15,015	Other	FEHRENBACH, MARY				90.00	586100	3657	INTERPERTER FOR TIM LUSH WILL HAVE MUTIPLE POS	Dec-2011
15,016	Other	FEHRENBACH, MARY				90.00	586100	3662	INTERPERTER FOR TIM LUSH WILL HAVE MUTIPLE POS	Dec-2011
15,017	Other	FEHRENBACH, MARY				90.00	586100	3665	INTERPERTER FOR TIM LUSH WILL HAVE MUTIPLE POS	Dec-2011
15,018	Other	FEHRENBACH, MARY				90.00	586100	3667	INTERPERTER FOR TIM LUSH WILL HAVE MUTIPLE POS	Dec-2011
15,019	Other	FEHRENBACH, MARY				90.00	586100	3673	INTERPERTER FOR TIM LUSH WILL HAVE MUTIPLE POS	Jan-2012
15,020	Other	FEHRENBACH, MARY				90.00	586100	3676	INTERPERTER FOR TIM LUSH WILL HAVE MUTIPLE POS	Jan-2012
15,021	Other	FEHRENBACH, MARY				90.00	586100	3681	INTERPERTER FOR TIM LUSH WILL HAVE MUTIPLE POS	Feb-2012
15,022	Other	FEHRENBACH, MARY				90.00	586100	3683	INTERPERTER FOR TIM LUSH WILL HAVE MUTIPLE POS	Feb-2012
15,023	Other	FEHRENBACH, MARY				90.00	586100	3688	INTERPERTER FOR TIM LUSH WILL HAVE MUTIPLE POS	Feb-2012
15,024	Other	FEHRENBACH, MARY				90.00	586100	3691	INTERPERTER FOR TIM LUSH WILL HAVE MUTIPLE POS	Feb-2012
15,025	Other	FEHRENBACH, MARY				90.00	586100	3697	INTERPERTER FOR TIM LUSH WILL HAVE MUTIPLE POS	MAR-2012
15,026	Other	FEHRENBACH, MARY				90.00	586100	3701	INTERPERTER FOR TIM LUSH WILL HAVE MUTIPLE POS	MAR-2012
15,027	Other	FEHRENBACH, MARY				90.00	586100	3704	INTERPERTER FOR TIM LUSH WILL HAVE MUTIPLE POS	MAR-2012
15,028	Other	FEHRENBACH, MARY				90.00	586100	3705	INTERPERTER FOR TIM LUSH WILL HAVE MUTIPLE POS	MAR-2012
15,029	Other	Finance & Budgeting-Corporate				224.46	935488	J034-0020-0112 Adjustment USD	IT PREPAIDS	Jan-2012
15,030	Other	Finance & Budgeting-Corporate				224.46	935488	J034-0020-0212 Adjustment USD	IT PREPAIDS	Feb-2012
15,031	Other	Finance & Budgeting-Corporate				224.46	935488	J034-0020-0312 Adjustment USD	IT PREPAIDS	MAR-2012
15,032	Other	Finance & Budgeting-Corporate				10,611.39	935391	J034-0020-0511 Adjustment USD	IT PREPAIDS	MAY-2011
15,033	Other	Finance & Budgeting-Corporate				7,382.46	923900	J034-0020-0511 Adjustment USD	IT PREPAIDS	MAY-2011
15,034	Other	Finance & Budgeting-Corporate				4,954.73	923900	J034-0020-0511 Adjustment USD	IT PREPAIDS	MAY-2011
15,035	Other	Finance & Budgeting-Corporate				1,985.20	935488	J034-0020-0511 Adjustment USD	IT PREPAIDS	MAY-2011

KENTUCKY UTILITIES COMPANY
Case No. 2012- 00221
Analysis of Professional Services Expenses For the Test Year

(A)	(B)	(C)	(D)	(E)	(F)	(G)	(H)	(I)		
Line No.	Type	Vendor	Rate Case	Audit	Other	Total	Account	Invoice	Description	Period
15,036	Other	Finance & Budgeting-Corporate				516.98	921903	J034-0020-0511 Adjustment USD	IT PREPAIDS	MAY-2011
15,037	Other	Finance & Budgeting-Corporate				215.79	935488	J034-0020-0511 Adjustment USD	IT PREPAIDS	MAY-2011
15,038	Other	Finance & Budgeting-Corporate				7,382.46	923900	J034-0020-0611 Adjustment USD	IT PREPAIDS	Jun-2011
15,039	Other	Finance & Budgeting-Corporate				4,954.73	923900	J034-0020-0611 Adjustment USD	IT PREPAIDS	Jun-2011
15,040	Other	Finance & Budgeting-Corporate				1,985.20	935488	J034-0020-0611 Adjustment USD	IT PREPAIDS	Jun-2011
15,041	Other	Finance & Budgeting-Corporate				516.98	921903	J034-0020-0611 Adjustment USD	IT PREPAIDS	Jun-2011
15,042	Other	Finance & Budgeting-Corporate				215.79	935488	J034-0020-0611 Adjustment USD	IT PREPAIDS	Jun-2011
15,043	Other	Finance & Budgeting-Corporate				7,382.46	923900	J034-0020-0711 Adjustment USD	IT PREPAIDS	JUL-2011
15,044	Other	Finance & Budgeting-Corporate				5,897.70	923900	J034-0020-0711 Adjustment USD	IT PREPAIDS	JUL-2011
15,045	Other	Finance & Budgeting-Corporate				516.98	921903	J034-0020-0711 Adjustment USD	IT PREPAIDS	JUL-2011
15,046	Other	Finance & Budgeting-Corporate				224.46	935488	J034-0020-0711 Adjustment USD	IT PREPAIDS	JUL-2011
15,047	Other	Finance & Budgeting-Corporate				35,386.18	923900	J034-0020-0811 Adjustment USD	IT PREPAIDS	AUG-2011
15,048	Other	Finance & Budgeting-Corporate				7,382.46	923900	J034-0020-0811 Adjustment USD	IT PREPAIDS	AUG-2011
15,049	Other	Finance & Budgeting-Corporate				516.98	921903	J034-0020-0811 Adjustment USD	IT PREPAIDS	AUG-2011
15,050	Other	Finance & Budgeting-Corporate				224.46	935488	J034-0020-0811 Adjustment USD	IT PREPAIDS	AUG-2011
15,051	Other	Finance & Budgeting-Corporate				7,382.46	923900	J034-0020-0911 Adjustment USD	IT PREPAIDS	SEP-2011
15,052	Other	Finance & Budgeting-Corporate				516.98	921903	J034-0020-0911 Adjustment USD	IT PREPAIDS	SEP-2011
15,053	Other	Finance & Budgeting-Corporate				224.46	935488	J034-0020-0911 Adjustment USD	IT PREPAIDS	SEP-2011
15,054	Other	Finance & Budgeting-Corporate				7,382.46	923900	J034-0020-1011 Adjustment USD	IT PREPAIDS	OCT-2011
15,055	Other	Finance & Budgeting-Corporate				516.98	921903	J034-0020-1011 Adjustment USD	IT PREPAIDS	OCT-2011
15,056	Other	Finance & Budgeting-Corporate				224.46	935488	J034-0020-1011 Adjustment USD	IT PREPAIDS	OCT-2011
15,057	Other	Finance & Budgeting-Corporate				7,382.46	923900	J034-0020-1111 Adjustment USD	IT PREPAIDS	NOV-2011
15,058	Other	Finance & Budgeting-Corporate				516.98	921903	J034-0020-1111 Adjustment USD	IT PREPAIDS	NOV-2011
15,059	Other	Finance & Budgeting-Corporate				224.46	935488	J034-0020-1111 Adjustment USD	IT PREPAIDS	NOV-2011
15,060	Other	Finance & Budgeting-Corporate				7,382.46	923900	J034-0020-1211 Adjustment USD	IT PREPAIDS	Dec-2011
15,061	Other	Finance & Budgeting-Corporate				224.46	935488	J034-0020-1211 Adjustment USD	IT PREPAIDS	Dec-2011
15,062	Other	Finance & Budgeting-Corporate				81,990.41	921902	J704-0020-0312 Adjustment USD	Oracle Assessment Accrual	MAR-2012
15,063	Other	Finance & Budgeting-Corporate				1,075.23	923900	J704-0020-0312 Adjustment USD	Payroll Contractor	MAR-2012
15,064	Other	Finance & Budgeting-Corporate				12,272.00	921003	J705-0020-0312 Adjustment USD	Env. Affairs, CS123 RATA	MAR-2012
15,065	Other	Finance & Budgeting-Corporate				9,513.93	923900	J706-0020-0312 Adjustment USD	Contract Labor - John McCarty (Off Site)	MAR-2012
15,066	Other	Finance & Budgeting-Corporate				7,447.09	923900	J706-0020-0312 Adjustment USD	Contract Labor - Krishna Nerusu	MAR-2012
15,067	Other	Finance & Budgeting-Corporate				7,113.22	923900	J706-0020-0312 Adjustment USD	Contract Labor - Rick Benish (Off Site)	MAR-2012
15,068	Other	Finance & Budgeting-Corporate				6,153.34	935488	J706-0020-0312 Adjustment USD	Contract Labor - Mallika Surthij	MAR-2012
15,069	Other	Finance & Budgeting-Corporate				6,132.90	923900	J706-0020-0312 Adjustment USD	Contract Labor - Kenneth Pryor	MAR-2012
15,070	Other	Finance & Budgeting-Corporate				5,052.00	935488	J706-0020-0312 Adjustment USD	Contract Labor - Sidhur Patta	MAR-2012
15,071	Other	Finance & Budgeting-Corporate				3,394.94	923900	J706-0020-0312 Adjustment USD	Contract Labor - Ashwani Mittal	MAR-2012
15,072	Other	Finance & Budgeting-Corporate				2,970.58	935488	J706-0020-0312 Adjustment USD	Contract Labor - Venkat Giri	MAR-2012
15,073	Other	Finance & Budgeting-Corporate				2,299.84	935488	J706-0020-0312 Adjustment USD	Contract Labor - Sarcom	MAR-2012
15,074	Other	Finance & Budgeting-Corporate				2,121.84	935488	J706-0020-0312 Adjustment USD	Contract Labor - Ashwani Mittal	MAR-2012
15,075	Other	Finance & Budgeting-Corporate				1,856.61	923900	J706-0020-0312 Adjustment USD	Contract Labor - Venkat Giri	MAR-2012
15,076	Other	Finance & Budgeting-Corporate				1,697.47	935488	J706-0020-0312 Adjustment USD	Contract Labor - Venu Eligeti	MAR-2012
15,077	Other	Finance & Budgeting-Corporate				1,616.64	935488	J706-0020-0312 Adjustment USD	Contract Labor - Ravi Arusam	MAR-2012
15,078	Other	Finance & Budgeting-Corporate				1,444.87	923900	J706-0020-0312 Adjustment USD	Contract Labor - Bill Thompson	MAR-2012
15,079	Other	Finance & Budgeting-Corporate				1,374.14	923900	J706-0020-0312 Adjustment USD	Contract Labor - Sher Bhujel	MAR-2012
15,080	Other	Finance & Budgeting-Corporate				1,374.14	935488	J706-0020-0312 Adjustment USD	Contract Labor - Sher Bhujel	MAR-2012
15,081	Other	Finance & Budgeting-Corporate				808.32	923900	J706-0020-0312 Adjustment USD	Contract Labor - Sidhur Patta	MAR-2012
15,082	Other	Finance & Budgeting-Corporate				635.03	923900	J706-0020-0312 Adjustment USD	Contract Labor - Lee Ann Markham	MAR-2012
15,083	Other	Finance & Budgeting-Corporate				420.00	908005	J706-0020-0312 Adjustment USD	Contract Labor - Venu Eligeti	MAR-2012
15,084	Other	Finance & Budgeting-Corporate				404.16	923900	J706-0020-0312 Adjustment USD	Contract Labor - Ravi Arusam	MAR-2012
15,085	Other	Finance & Budgeting-Corporate				(9,288.32)	935488	Reverses *J706-0020-0311 Adjustment USD	Contract Labor - Sidhur Patta	APR-2011
15,086	Other	Finance & Budgeting-Corporate				(7,762.13)	923900	Reverses *J706-0020-0311 Adjustment USD	Contract Labor - Krishna Nerusu	APR-2011
15,087	Other	Finance & Budgeting-Corporate				(6,316.06)	935488	Reverses *J706-0020-0311 Adjustment USD	Contract Labor - Mallika Surthij	APR-2011
15,088	Other	Finance & Budgeting-Corporate				(5,936.45)	935488	Reverses *J706-0020-0311 Adjustment USD	Contract Labor - Ashwani Mittal	APR-2011
15,089	Other	Finance & Budgeting-Corporate				(3,196.17)	935488	Reverses *J706-0020-0311 Adjustment USD	Contract Labor - Jeff Tevlin	APR-2011
15,090	Other	Finance & Budgeting-Corporate				(2,922.21)	935488	Reverses *J706-0020-0311 Adjustment USD	Contract Labor - Peter Isgrigg	APR-2011
15,091	Other	Finance & Budgeting-Corporate				(2,739.58)	935488	Reverses *J706-0020-0311 Adjustment USD	Contract Labor - Mark Hammond	APR-2011
15,092	Other	Finance & Budgeting-Corporate				(2,544.19)	935488	Reverses *J706-0020-0311 Adjustment USD	Contract Labor - Venu Eligeti	APR-2011
15,093	Other	Finance & Budgeting-Corporate				(2,445.77)	935488	Reverses *J706-0020-0311 Adjustment USD	Contract Labor - Steve Menteeer	APR-2011
15,094	Other	Finance & Budgeting-Corporate				(2,423.04)	935488	Reverses *J706-0020-0311 Adjustment USD	Contract Labor - Ravi Arusam	APR-2011
15,095	Other	Finance & Budgeting-Corporate				(2,397.13)	935488	Reverses *J706-0020-0311 Adjustment USD	Contract Labor - Ryan Bush/Sharon Johns	APR-2011

KENTUCKY UTILITIES COMPANY
Case No. 2012- 00221
Analysis of Professional Services Expenses For the Test Year

(A)	(B)	(C)	(D)	(E)	(F)	(G)	(H)	(I)		
Line No.	Type	Vendor	Rate Case	Audit	Other	Total	Account	Invoice	Description	Period
15,096	Other	Finance & Budgeting-Corporate				(2,183.72)	935488	Reverses *J706-0020-0311 Adjustment USD	Contract Labor - Rod Abraham	APR-2011
15,097	Other	Finance & Budgeting-Corporate				(2,144.02)	935488	Reverses *J706-0020-0311 Adjustment USD	Contract Labor - Frank Hoskins	APR-2011
15,098	Other	Finance & Budgeting-Corporate				(884.41)	923900	Reverses *J706-0020-0311 Adjustment USD	Contract Labor - Jeff Mann	APR-2011
15,099	Other	Financial Accounting & Analysis				7,382.46	923900	J034-0020-0411 Adjustment USD	IT PREPAIDS	APR-2011
15,100	Other	Financial Accounting & Analysis				4,954.73	923900	J034-0020-0411 Adjustment USD	IT PREPAIDS	APR-2011
15,101	Other	Financial Accounting & Analysis				1,985.20	935488	J034-0020-0411 Adjustment USD	IT PREPAIDS	APR-2011
15,102	Other	Financial Accounting & Analysis				516.98	921903	J034-0020-0411 Adjustment USD	IT PREPAIDS	APR-2011
15,103	Other	Financial Accounting & Analysis				215.79	935488	J034-0020-0411 Adjustment USD	IT PREPAIDS	APR-2011
15,104	Other	Financial Accounting & Analysis				26.06	935488	J034-0020-0411 Adjustment USD	IT PREPAIDS	APR-2011
15,105	Other	Financial Accounting & Analysis				10,293.24	566900	J058-0110-0411 Accrual USD	OSI - Expense	APR-2011
15,106	Other	Financial Accounting & Analysis				10,293.24	566900	J058-0110-0511 Accrual USD	OSI - Expense	MAY-2011
15,107	Other	Financial Accounting & Analysis				10,293.24	566900	J058-0110-0611 Accrual USD	OSI - Expense	Jun-2011
15,108	Other	Financial Accounting & Analysis				10,293.24	566900	J058-0110-0711 Accrual USD	OSI - Expense	JUL-2011
15,109	Other	Financial Accounting & Analysis				10,293.24	566900	J058-0110-0811 Accrual USD	OSI - Expense	AUG-2011
15,110	Other	Financial Accounting & Analysis				10,293.25	566900	J058-0110-0911 Accrual USD	OSI - Expense	SEP-2011
15,111	Other	Financial Accounting & Analysis				10,293.25	566900	J058-0110-1011 Accrual USD	OSI - Expense	OCT-2011
15,112	Other	Financial Accounting & Analysis				10,293.25	566900	J058-0110-1111 Accrual USD	OSI - Expense	NOV-2011
15,113	Other	Financial Accounting & Analysis				10,293.25	566900	J058-0110-1211 Accrual USD	OSI - Expense	Dec-2011
15,114	Other	Energy Delivery Budgeting				220,000.00	580100	J421-0110-0711 Adjustment USD	Journal Import Created	JUL-2011
15,115	Other	Energy Delivery Budgeting				52.15	580100	J421-0110-0711 Adjustment USD	Journal Import Created	JUL-2011
15,116	Other	Financial Accounting & Analysis				(21,248.78)	923900	Reverses *J209-0020-0311 Adjustment USD	Regulatory Accounting OS - Contractor Accrual	APR-2011
15,117	Other	Financial Accounting & Analysis				(1,453.95)	923900	Reverses *J209-0020-0311 Adjustment USD	Financial Reporting OS - Contractor Accrual	APR-2011
15,118	Other	FINANCIAL CONCEPTS AND APPLICATIONS INC				16,087.00	928007	FINANC033111	Consulting work performed by Financial Concepts and Applications, Inc. for , 2011 - Virginia Rate Case	MAY-2011
15,119	Other	FINANCIAL CONCEPTS AND APPLICATIONS INC				8,500.00	928007	FINANC083111	Research, analysis, and testimony preparation in connection with Virginia Rate Case	SEP-2011
15,120	Other	FINANCIAL CONCEPTS AND APPLICATIONS INC				13,815.00	928007	FINANC093011	Research, analysis, and testimony preparation in connection with Virginia Rate Case & ECR assistance with KPSC	OCT-2011
15,121	Other	FINANCIAL CONCEPTS AND APPLICATIONS INC				1,106.11	923900	FINANC093011A	Research, analysis, and testimony preparation in connection with Virginia Rate Case & ECR assistance with KPSC	Dec-2011
15,122	Other	FINANCIAL CONCEPTS AND APPLICATIONS INC				8,148.75	923900	FINANC103111	Research, analysis, and testimony preparation in connection with ECR case before KPSC	Dec-2011
15,123	Other	FINANCIAL CONCEPTS AND APPLICATIONS INC				6,157.54	923900	FINANC113011	Research, analysis, and testimony preparation in connection with ECR case before KPSC for Nov 1-30, 2011	Dec-2011
15,124	Other	Finc & Budgtng-Engy Serv				35,480.87	566100	J702-0110-0312 Adjustment USD	Manual Accrual-B & B	MAR-2012
15,125	Other	Finc & Budgtng-Engy Serv				193.19	571100	J702-0110-0312 Adjustment USD	Manual Accrual-B & B	MAR-2012
15,126	Other	Finc & Budgtng-Engy Serv				(14,885.00)	571100	Reverses *J702-0110-0311 Adjustment USD	Manual Accrual-B&B	APR-2011
15,127	Other	Finc & Budgtng-Engy Serv				(10,200.00)	571100	Reverses *J702-0110-0311 Adjustment USD	Manual Accrual-B&B	APR-2011
15,128	Other	Finc & Budgtng-Pwr Prod				224,743.00	510100	J701-0020-0312 Adjustment USD	February Re-accrue 268,697; NEW MARCH Incorp 47,500, Structural Ingrity \$77,400, General Insulation \$132,610	MAR-2012
15,129	Other	Finc & Budgtng-Pwr Prod				87,606.00	510100	J701-0020-0312 Adjustment USD	February Re-accrue SE Boiler for \$60, Incorp for \$25,835, Alstom for \$28,024; NEW MARCH Incorp \$11,527, SE Boler \$51,973, Testix (Inv 120146) 27,759	MAR-2012
15,130	Other	Finc & Budgtng-Pwr Prod				20,052.00	500900	J701-0020-0312 Adjustment USD	Still waiting on Invoice. Needs to be re-accrued. 50% if the CoalGen Conference Contract (\$70,000) to be held July/August. Agreement signed 26-Jan-2012	MAR-2012
15,131	Other	Finc & Budgtng-Pwr Prod				10,678.00	930274	J701-0020-0312 Adjustment USD	Zolo Agreement. Contract #62043	MAR-2012
15,132	Other	Finc & Budgtng-Pwr Prod				5,409.00	501090	J701-0020-0312 Adjustment USD	Per Erin's email dated 29-Mar-2012, we will accrue \$8,500 for Standard Lab and \$941 for Preiser Scinetific (Pro-Card Charge).	MAR-2012
15,133	Other	Finc & Budgtng-Pwr Prod				4,823.00	506150	J701-0020-0312 Adjustment USD	Per Ed's email dated 29-Mach-2012 there is an outstanding liability of \$2520 to Ohio Lumex for mercury traps sent out for analysis in Feb and new March is \$8,770.	MAR-2012
15,134	Other	Finc & Budgtng-Pwr Prod				2,495.00	510100	J701-0020-0312 Adjustment USD	Accruing JY Legner Invoice 10544 for contractor hours worked through we 18-Mar-2012; accruing last two weeks of March see email to D. Vaugh 28-Mar-2012	MAR-2012
15,135	Other	Finc & Budgtng-Pwr Prod				2,136.00	510100	J701-0020-0312 Adjustment USD	Re-Accrue AGE Engineering at Mill Creek; AMEC work at Trimble BAP \$2,000	MAR-2012
15,136	Other	Finc & Budgtng-Pwr Prod				1,849.00	500900	J701-0020-0312 Adjustment USD	Invoice was processed under SERVCO a COD required to correct	MAR-2012
15,137	Other	Finc & Budgtng-Pwr Prod				1,817.00	500900	J701-0020-0312 Adjustment USD	Standard Accrual for Resident Contractor G. Carlisle; Represents week ending Mar 24 and Mar 31	MAR-2012
15,138	Other	Finc & Budgtng-Pwr Prod				1,512.00	510100	J701-0020-0312 Adjustment USD	Standing Accrual for Resident Contractor N. Chapman	MAR-2012
15,139	Other	Finc & Budgtng-Pwr Prod				672,000.00	513100	J701-0110-0312 Adjustment USD	GH2 Turb/Gen	MAR-2012
15,140	Other	Finc & Budgtng-Pwr Prod				330,000.00	513100	J701-0110-0312 Adjustment USD	GH 3 Turb/ Gen	MAR-2012
15,141	Other	Finc & Budgtng-Pwr Prod				300,000.00	512100	J701-0110-0312 Adjustment USD	GH3 Annual Outage	MAR-2012

KENTUCKY UTILITIES COMPANY
Case No. 2012- 00221
Analysis of Professional Services Expenses For the Test Year

(A)	(B)	(C)	(D)	(E)	(F)	(G)	(H)	(I)		
Line No.	Type	Vendor	Rate Case	Audit	Other	Total	Account	Invoice	Description	Period
15,142	Other	Finc & Budgtng-Pwr Prod				215,000.00	512055	J701-0110-0312 Adjustment USD	Cleaning Spray Headers FGD	MAR-2012
15,143	Other	Finc & Budgtng-Pwr Prod				116,122.00	513100	J701-0110-0312 Adjustment USD	REPAIR GHENT 1 MAIN TURBINE #7 AND #8 GOVERNOR VALVE SEATS	MAR-2012
15,144	Other	Finc & Budgtng-Pwr Prod				100,000.00	512005	J701-0110-0312 Adjustment USD	GH2 & 3 Stack	MAR-2012
15,145	Other	Finc & Budgtng-Pwr Prod				80,000.00	512100	J701-0110-0312 Adjustment USD	GH3 Annual Outage	MAR-2012
15,146	Other	Finc & Budgtng-Pwr Prod				55,000.00	513100	J701-0110-0312 Adjustment USD	GH 3 Turb/ Gen	MAR-2012
15,147	Other	Finc & Budgtng-Pwr Prod				52,000.00	512100	J701-0110-0312 Adjustment USD	OUTSIDE MAINTENANCE FOR GHENT STATION (J.Vann.)	MAR-2012
15,148	Other	Finc & Budgtng-Pwr Prod				50,000.00	513100	J701-0110-0312 Adjustment USD	GH1 Annual Outage	MAR-2012
15,149	Other	Finc & Budgtng-Pwr Prod				45,000.00	512100	J701-0110-0312 Adjustment USD	GH1 Annual Outage	MAR-2012
15,150	Other	Finc & Budgtng-Pwr Prod				35,364.00	505100	J701-0110-0312 Adjustment USD	Maintenance services	MAR-2012
15,151	Other	Finc & Budgtng-Pwr Prod				31,000.00	513100	J701-0110-0312 Adjustment USD	GH 3 Turb/ Gen	MAR-2012
15,152	Other	Finc & Budgtng-Pwr Prod				30,173.70	501251	J701-0110-0312 Adjustment USD	Ash Pond Work	MAR-2012
15,153	Other	Finc & Budgtng-Pwr Prod				30,000.00	512100	J701-0110-0312 Adjustment USD	GH3 Annual Outage	MAR-2012
15,154	Other	Finc & Budgtng-Pwr Prod				28,800.00	512100	J701-0110-0312 Adjustment USD	GH 3 Boiler	MAR-2012
15,155	Other	Finc & Budgtng-Pwr Prod				27,840.00	513100	J701-0110-0312 Adjustment USD	REPAIR GHENT 1 MAIN TURBINE GNERATOR EXCITER #9 BRG	MAR-2012
15,156	Other	Finc & Budgtng-Pwr Prod				27,508.00	501251	J701-0110-0312 Adjustment USD	March ash pond work	MAR-2012
15,157	Other	Finc & Budgtng-Pwr Prod				27,000.00	513100	J701-0110-0312 Adjustment USD	GH1 Annual Outage	MAR-2012
15,158	Other	Finc & Budgtng-Pwr Prod				25,000.00	512100	J701-0110-0312 Adjustment USD	MILLWRIGHT WORK AT GHENT STATION	MAR-2012
15,159	Other	Finc & Budgtng-Pwr Prod				25,000.00	512100	J701-0110-0312 Adjustment USD	GH3 Annual Outage	MAR-2012
15,160	Other	Finc & Budgtng-Pwr Prod				25,000.00	512100	J701-0110-0312 Adjustment USD	Sureservice Managed Maint on DCS	MAR-2012
15,161	Other	Finc & Budgtng-Pwr Prod				24,000.00	513100	J701-0110-0312 Adjustment USD	Precision Cooling Tower	MAR-2012
15,162	Other	Finc & Budgtng-Pwr Prod				20,000.00	501090	J701-0110-0312 Adjustment USD	COAL YARD OPS/FUEL HANDLING/SAMPLING	MAR-2012
15,163	Other	Finc & Budgtng-Pwr Prod				20,000.00	512100	J701-0110-0312 Adjustment USD	FACILITY MAINTENANCE FOR GHENT STATION	MAR-2012
15,164	Other	Finc & Budgtng-Pwr Prod				20,000.00	512100	J701-0110-0312 Adjustment USD	OUTSIDE MAINTENANCE WORK	MAR-2012
15,165	Other	Finc & Budgtng-Pwr Prod				19,930.00	513100	J701-0110-0312 Adjustment USD	GH1 Annual Outage	MAR-2012
15,166	Other	Finc & Budgtng-Pwr Prod				19,000.00	513100	J701-0110-0312 Adjustment USD	TEST CATHODIC PROTECTION SYSTEM	MAR-2012
15,167	Other	Finc & Budgtng-Pwr Prod				18,000.00	512100	J701-0110-0312 Adjustment USD	GH 2 Boiler	MAR-2012
15,168	Other	Finc & Budgtng-Pwr Prod				17,000.00	512100	J701-0110-0312 Adjustment USD	INSIDE MAINTENANCE WORK	MAR-2012
15,169	Other	Finc & Budgtng-Pwr Prod				13,000.00	511100	J701-0110-0312 Adjustment USD	STACKER RECLAIMER RAIL REPL ENGINEERING	MAR-2012
15,170	Other	Finc & Budgtng-Pwr Prod				10,000.00	513100	J701-0110-0312 Adjustment USD	GH 3 Turb/ Gen	MAR-2012
15,171	Other	Finc & Budgtng-Pwr Prod				10,000.00	512100	J701-0110-0312 Adjustment USD	COAL YARD FACILITIES AND CLEANING AT GHENT STATION	MAR-2012
15,172	Other	Finc & Budgtng-Pwr Prod				9,240.00	512055	J701-0110-0312 Adjustment USD	LABOR FOR U1 FGD INLET DUCE EJ3 EXPANSION JOINT	MAR-2012
15,173	Other	Finc & Budgtng-Pwr Prod				8,000.00	512100	J701-0110-0312 Adjustment USD	GH3 Annual Outage	MAR-2012
15,174	Other	Finc & Budgtng-Pwr Prod				8,000.00	513100	J701-0110-0312 Adjustment USD	GH2 Turb/Gen	MAR-2012
15,175	Other	Finc & Budgtng-Pwr Prod				8,000.00	502003	J701-0110-0312 Adjustment USD	LIMESTONE HANDLING	MAR-2012
15,176	Other	Finc & Budgtng-Pwr Prod				6,438.75	501091	J701-0110-0312 Adjustment USD	Coal Sampling	MAR-2012
15,177	Other	Finc & Budgtng-Pwr Prod				6,204.31	505100	J701-0110-0312 Adjustment USD	Insulation, asbestos abatement & gen. maint.	MAR-2012
15,178	Other	Finc & Budgtng-Pwr Prod				6,151.00	514100	J701-0110-0312 Adjustment USD	Performance monitoring U3 & 4	MAR-2012
15,179	Other	Finc & Budgtng-Pwr Prod				5,000.00	513100	J701-0110-0312 Adjustment USD	GH2 Turb/Gen	MAR-2012
15,180	Other	Finc & Budgtng-Pwr Prod				4,538.64	501091	J701-0110-0312 Adjustment USD	Fuel Handling helper	MAR-2012
15,181	Other	Finc & Budgtng-Pwr Prod				4,300.00	513100	J701-0110-0312 Adjustment USD	GH1 Annual Outage	MAR-2012
15,182	Other	Finc & Budgtng-Pwr Prod				3,461.65	512017	J701-0110-0312 Adjustment USD	Gravel delivery	MAR-2012
15,183	Other	Finc & Budgtng-Pwr Prod				3,000.00	501251	J701-0110-0312 Adjustment USD	Volumetric survey of ash ponds (partial billing)	MAR-2012
15,184	Other	Finc & Budgtng-Pwr Prod				2,449.51	505100	J701-0110-0312 Adjustment USD	Janitorial / grounds maintenance	MAR-2012
15,185	Other	Finc & Budgtng-Pwr Prod				2,387.60	513100	J701-0110-0312 Adjustment USD	Hydrogen cooler cleaning	MAR-2012
15,186	Other	Finc & Budgtng-Pwr Prod				2,370.54	512100	J701-0110-0312 Adjustment USD	Bunker clean out	MAR-2012
15,187	Other	Finc & Budgtng-Pwr Prod				1,885.00	513100	J701-0110-0312 Adjustment USD	Contractor	MAR-2012
15,188	Other	Finc & Budgtng-Pwr Prod				1,700.00	506109	J701-0110-0312 Adjustment USD	SO3 MITIGATION OPERATORS	MAR-2012
15,189	Other	Finc & Budgtng-Pwr Prod				1,700.00	506109	J701-0110-0312 Adjustment USD	SO3 MITIGATION OPERATORS	MAR-2012
15,190	Other	Finc & Budgtng-Pwr Prod				1,700.00	506109	J701-0110-0312 Adjustment USD	SO3 MITIGATION OPERATORS	MAR-2012
15,191	Other	Finc & Budgtng-Pwr Prod				1,700.00	506109	J701-0110-0312 Adjustment USD	SO3 MITIGATION OPERATORS	MAR-2012
15,192	Other	Finc & Budgtng-Pwr Prod				1,255.65	513100	J701-0110-0312 Adjustment USD	Crane Inspection, March, 2012	MAR-2012
15,193	Other	Finc & Budgtng-Pwr Prod				(293,494.00)	510100	Reverses *J701-0020-0311 Adjustment USD	GH3-Insulation & Scaffolding	APR-2011
15,194	Other	Finc & Budgtng-Pwr Prod				(19,000.00)	502100	Reverses *J701-0020-0311 Adjustment USD	Hq RATA test for BR CS123	APR-2011
15,195	Other	Finc & Budgtng-Pwr Prod				(6,000.00)	502900	Reverses *J701-0020-0311 Adjustment USD	ESC Server Migration	APR-2011
15,196	Other	Finc & Budgtng-Pwr Prod				(4,800.00)	510100	Reverses *J701-0020-0311 Adjustment USD	Vista Contractor	APR-2011
15,197	Other	Finc & Budgtng-Pwr Prod				(3,900.00)	930274	Reverses *J701-0020-0311 Adjustment USD	Filming Amine Trial	APR-2011
15,198	Other	Finc & Budgtng-Pwr Prod				(3,067.00)	502900	Reverses *J701-0020-0311 Adjustment USD	316a Plan Development	APR-2011
15,199	Other	Finc & Budgtng-Pwr Prod				(2,400.00)	930274	Reverses *J701-0020-0311 Adjustment USD	TC work	APR-2011
15,200	Other	Finc & Budgtng-Pwr Prod				(2,100.00)	510100	Reverses *J701-0020-0311 Adjustment USD	M2 boiler tube failure	APR-2011
15,201	Other	Finc & Budgtng-Pwr Prod				(2,029.00)	510100	Reverses *J701-0020-0311 Adjustment USD	KU DI Fleet	APR-2011

KENTUCKY UTILITIES COMPANY
Case No. 2012- 00221
Analysis of Professional Services Expenses For the Test Year

(A)	(B)	(C)	(D)	(E)	(F)	(G)	(H)	(I)		
Line No.	Type	Vendor	Rate Case	Audit	Other	Total	Account	Invoice	Description	Period
15,202	Other	Finc & Budgtng-Pwr Prod				(1,469.00)	500900	Reverses *J701-0020-0311 Adjustment USD	contractor - Admin assistance Year	APR-2011
15,203	Other	Finc & Budgtng-Pwr Prod				(632,721.30)	513100	Reverses *J701-0110-0311 Adjustment USD	GH3 TURBINE/GENERATOR OVERHAUL	APR-2011
15,204	Other	Finc & Budgtng-Pwr Prod				(135,000.00)	512100	Reverses *J701-0110-0311 Adjustment USD	BOILERMAKER WORK	APR-2011
15,205	Other	Finc & Budgtng-Pwr Prod				(105,000.00)	511100	Reverses *J701-0110-0311 Adjustment USD	GH3 OUTAGE INSULATION	APR-2011
15,206	Other	Finc & Budgtng-Pwr Prod				(56,000.00)	512100	Reverses *J701-0110-0311 Adjustment USD	HIGH PRESSURE WASHING AND VACUUMING	APR-2011
15,207	Other	Finc & Budgtng-Pwr Prod				(48,000.00)	501090	Reverses *J701-0110-0311 Adjustment USD	COAL YARD OPS/FUEL HANDLING/SAMPLING	APR-2011
15,208	Other	Finc & Budgtng-Pwr Prod				(48,000.00)	512100	Reverses *J701-0110-0311 Adjustment USD	OUTSIDE MAINTENANCE FOR GHENT STATION (J.Vann.)	APR-2011
15,209	Other	Finc & Budgtng-Pwr Prod				(38,160.00)	512100	Reverses *J701-0110-0311 Adjustment USD	MILLWRIGHT WORK AT GHENT STATION	APR-2011
15,210	Other	Finc & Budgtng-Pwr Prod				(38,000.00)	512100	Reverses *J701-0110-0311 Adjustment USD	MILLWRIGHT WORK AT GHENT STATION	APR-2011
15,211	Other	Finc & Budgtng-Pwr Prod				(35,000.00)	512100	Reverses *J701-0110-0311 Adjustment USD	GH1 OUTAGE BOILERMAKER WORK	APR-2011
15,212	Other	Finc & Budgtng-Pwr Prod				(34,925.00)	512100	Reverses *J701-0110-0311 Adjustment USD	BOILERMAKER WORK	APR-2011
15,213	Other	Finc & Budgtng-Pwr Prod				(29,000.00)	512100	Reverses *J701-0110-0311 Adjustment USD	INSIDE MAINTENANCE WORK	APR-2011
15,214	Other	Finc & Budgtng-Pwr Prod				(28,000.00)	512100	Reverses *J701-0110-0311 Adjustment USD	OUTSIDE MAINTENANCE WORK	APR-2011
15,215	Other	Finc & Budgtng-Pwr Prod				(22,450.00)	511100	Reverses *J701-0110-0311 Adjustment USD	GH3 OUTAGE INSULATION	APR-2011
15,216	Other	Finc & Budgtng-Pwr Prod				(21,000.00)	512100	Reverses *J701-0110-0311 Adjustment USD	COAL YARD FACILITIES AND CLEANING AT GHENT STATION	APR-2011
15,217	Other	Finc & Budgtng-Pwr Prod				(20,000.00)	512100	Reverses *J701-0110-0311 Adjustment USD	MISC ELECTRICAL WORK	APR-2011
15,218	Other	Finc & Budgtng-Pwr Prod				(17,000.00)	512100	Reverses *J701-0110-0311 Adjustment USD	NDE E HEATER	APR-2011
15,219	Other	Finc & Budgtng-Pwr Prod				(16,000.00)	512100	Reverses *J701-0110-0311 Adjustment USD	GH3 AIR HEATER Duct	APR-2011
15,220	Other	Finc & Budgtng-Pwr Prod				(15,000.00)	512100	Reverses *J701-0110-0311 Adjustment USD	FACILITY MAINTENANCE FOR GHENT STATION	APR-2011
15,221	Other	Finc & Budgtng-Pwr Prod				(15,000.00)	512100	Reverses *J701-0110-0311 Adjustment USD	U3 BOILER INSPECTION	APR-2011
15,222	Other	Finc & Budgtng-Pwr Prod				(8,000.00)	512100	Reverses *J701-0110-0311 Adjustment USD	MILLWRIGHT WORK AT GHENT STATION	APR-2011
15,223	Other	Finc & Budgtng-Pwr Prod				(6,739.60)	505100	Reverses *J701-0110-0311 Adjustment USD	Maintenance services	APR-2011
15,224	Other	Finc & Budgtng-Pwr Prod				(6,089.44)	505100	Reverses *J701-0110-0311 Adjustment USD	Maintenance services	APR-2011
15,225	Other	Finc & Budgtng-Pwr Prod				(6,000.00)	512005	Reverses *J701-0110-0311 Adjustment USD	Misc Vendors	APR-2011
15,226	Other	Finc & Budgtng-Pwr Prod				(5,884.48)	511100	Reverses *J701-0110-0311 Adjustment USD	Janitorial services	APR-2011
15,227	Other	Finc & Budgtng-Pwr Prod				(4,854.26)	505100	Reverses *J701-0110-0311 Adjustment USD	Insulation, asbestos abatement & gen. maint.	APR-2011
15,228	Other	Finc & Budgtng-Pwr Prod				(4,000.00)	506109	Reverses *J701-0110-0311 Adjustment USD	SO3 MITIGATION OPERATORS	APR-2011
15,229	Other	Finc & Budgtng-Pwr Prod				(4,000.00)	506109	Reverses *J701-0110-0311 Adjustment USD	SO3 MITIGATION OPERATORS	APR-2011
15,230	Other	Finc & Budgtng-Pwr Prod				(4,000.00)	506109	Reverses *J701-0110-0311 Adjustment USD	SO3 MITIGATION OPERATORS	APR-2011
15,231	Other	Finc & Budgtng-Pwr Prod				(4,000.00)	506109	Reverses *J701-0110-0311 Adjustment USD	SO3 MITIGATION OPERATORS	APR-2011
15,232	Other	Finc & Budgtng-Pwr Prod				(3,895.50)	501091	Reverses *J701-0110-0311 Adjustment USD	Coal sampling	APR-2011
15,233	Other	Finc & Budgtng-Pwr Prod				(3,777.76)	501091	Reverses *J701-0110-0311 Adjustment USD	Truck operator	APR-2011
15,234	Other	Finc & Budgtng-Pwr Prod				(3,000.00)	502003	Reverses *J701-0110-0311 Adjustment USD	LIMESTONE HANDLING	APR-2011
15,235	Other	Finc & Budgtng-Pwr Prod				(2,355.53)	501090	Reverses *J701-0110-0311 Adjustment USD	Loader repair materials, Inv. No.3W72912	APR-2011
15,236	Other	Finc & Budgtng-Pwr Prod				(1,012.00)	505100	Reverses *J701-0110-0311 Adjustment USD	Insulation, asbestos abatement & gen. maint.	APR-2011
15,237	Other	FIRE EQUIPMENT CO INC				10,700.00	553100	77455	INSPECTION OF 7 LOW PRESSURE CO2 SYSTEMS AT BROWN CT SITE (5- GT11N & 2-GT24 GAS TURBINES)	Jun-2011
15,238	Other	FIRE EQUIPMENT CO INC				4,890.00	553100	78797	INSPECTION OF 7 LOW PRESSURE CO2 SYSTEMS AT BROWN CT SITE (5- GT11N & 2-GT24 GAS TURBINES)	OCT-2011
15,239	Other	FISHEL CO				159.00	921903	111106293	Labor to raise supervisory cable on Plantside Drive per invoice # 1111-06293 dated 12/23/2011	Dec-2011
15,240	Other	FISHEL CO				75,823.07	593002	111200882	CONTRACT STORM LABOR, INV#1112-00882	MAR-2012
15,241	Other	FISHEL CO				699.59	921903	111200884	Labor to assist in repair of damaged fiber cable @ Zorn & River Road per invoice 1112-00884 dated 3/19/12	MAR-2012
15,242	Other	FISHEL CO				181.45	921903	121000213	Labor to splice supervisory cable at 15th & Garland Ave	APR-2011
15,243	Other	FISHEL CO				3,401.95	583001	B230650	INV#B-230650 STREETLIGHT CONTRACT 4-3 THRU 4-9-11	MAY-2011
15,244	Other	FISHEL CO				1,228.70	583001	B231038	INV#B-231038 MAJOR STORM 040411	MAY-2011
15,245	Other	FLSMIDTH INC				7,500.61	512005	299100860	INVOICE 299100860	SEP-2011
15,246	Other	FLSMIDTH INC				5,512.85	512055	299102076	T/M FOR TFA TO ASSIST WITH SCOPE DEVELOPMENT FOR REPAIR OF 0-1 BALL MILL	Feb-2012
15,247	Other	FLUKE ELECTRONICS CORP				88.00	514100	20123978	REPAIR FLUKE 337 DIGITAL CLAMP METER	Feb-2012
15,248	Other	FOSSIL CONSULTING SERVICES INC				13,700.00	514100	212021	COURSE DEVELOPMENT	Feb-2012
15,249	Other	FOSSIL CONSULTING SERVICES INC				5,450.00	514100	212021	TWO CONSECUTIVE PRESENTATIONS IN ONE WEEK	Feb-2012
15,250	Other	FOSSIL CONSULTING SERVICES INC				3,950.00	514100	212021	ONE PRESENTATION IN ONE WEEK	Feb-2012
15,251	Other	FOSSIL CONSULTING SERVICES INC				2,475.00	514100	212021	33 TEXT BOOKS	Feb-2012
15,252	Other	FOSSIL CONSULTING SERVICES INC				1,150.00	514100	212021	COURSE DATE (IF REQUIRED)	Feb-2012
15,253	Other	FUELLGRAF CHIMNEY AND TOWER INC				1,668.96	512055	1416	SERVICE CALL 03/16/12 TOREPAIR FGD STACK LIGHTS	MAR-2012
15,254	Other	FUELLGRAF CHIMNEY AND TOWER INC				937.73	512055	1416	SERVICE CALL 03/16/12 TOREPAIR FGD STACK LIGHTS	MAR-2012
15,255	Other	FUELLGRAF CHIMNEY AND TOWER INC				1,251.72	511100	1434	INSPECT/REPAIR STACK STROBE LIGHT	MAR-2012
15,256	Other	FUELLGRAF CHIMNEY AND TOWER INC				3,479.35	512055	1440	REPLACE REMAINING (7) FLASHTUBES ON FGD STACK	MAR-2012

KENTUCKY UTILITIES COMPANY
Case No. 2012- 00221
Analysis of Professional Services Expenses For the Test Year

(A)	(B)	(C)	(D)	(E)	(F)	(G)	(H)	(I)		
Line No.	Type	Vendor	Rate Case	Audit	Other	Total	Account	Invoice	Description	Period
15,257	Other	FUELLGRAF CHIMNEY AND TOWER INC				2,086.20	512055	1440	REPLACE REMAINING (7) FLASHTUBES ON FGD STACK	MAR-2012
15,258	Other	FURMANITE AMERICA INC				550.00	513100	061606	REPAIR UNIT 4 EH TANK USING BELZONA 12-21 UW COMPOSITE.	APR-2011
15,259	Other	FURMANITE AMERICA INC				440.00	513100	061606	REPAIR UNIT 4 EH TANK USING BELZONA 12-21 UW COMPOSITE.	APR-2011
15,260	Other	FURMANITE AMERICA INC				5,243.00	512100	066995	LABOR/EQUIPMENT/MATERIAL TO REPAIR 1-1 BFP RECIRC VALVE PRESSURE SEAL LEAK INLINE	APR-2011
15,261	Other	FURMANITE AMERICA INC				4,532.00	512100	066995	LABOR/EQUIPMENT/MATERIAL TO REPAIR 1-1 BFP RECIRC VALVE PRESSURE SEAL LEAK INLINE	APR-2011
15,262	Other	FUTURESTATE LLC				248.15	935488	2019	Cognos Consulting Services	APR-2011
15,263	Other	G AND F TOOL COMPANY INC				236.40	511100	143324	LABOR TO SHARPEN VARIOUS END MILLS	MAR-2012
15,264	Other	G AND G UTILITY CONSTRUCTION INC				4,702.11	592100	20110001	Trafton Rock for Cleanup	APR-2011
15,265	Other	G AND G UTILITY CONSTRUCTION INC				1,994.00	592100	20110001	Trafton Rock for Cleanup	APR-2011
15,266	Other	G AND G UTILITY CONSTRUCTION INC				2,778.92	570100	20110006	Kenton Fence Repair	AUG-2011
15,267	Other	G AND G UTILITY CONSTRUCTION INC				350.10	573100	20110007	Platform for birds nest per instructions	AUG-2011
15,268	Other	G AND G UTILITY CONSTRUCTION INC				5,256.44	570100	20110011	Dow Corning Fence Repair	OCT-2011
15,269	Other	G AND G UTILITY CONSTRUCTION INC				1,320.56	570100	20110014	West Lexington Fence Repair	SEP-2011
15,270	Other	G AND G UTILITY CONSTRUCTION INC				539.44	592100	20110015	Parker Seal Fence Repair	SEP-2011
15,271	Other	G AND G UTILITY CONSTRUCTION INC				666.67	592100	20110018	Winchester Ind Berm Repair	OCT-2011
15,272	Other	G AND G UTILITY CONSTRUCTION INC				692.20	570100	20110019	Paris Fence Repair	OCT-2011
15,273	Other	G AND G UTILITY CONSTRUCTION INC				618.72	570100	20110020	Clark Co Fence Repair	OCT-2011
15,274	Other	G AND G UTILITY CONSTRUCTION INC				387.98	573100	20110023	G & G Utility Construction Invoice # 2011-0023 - PT Movement	NOV-2011
15,275	Other	G AND G UTILITY CONSTRUCTION INC				1,532.80	592100	20110025	Maysville Fence Repair	NOV-2011
15,276	Other	G AND G UTILITY CONSTRUCTION INC				3,829.96	570100	20110028	G & G Utility Construction Invoice # 2011-0028 - Loudon Ave Fence Work	NOV-2011
15,277	Other	G AND G UTILITY CONSTRUCTION INC				905.30	582100	20110033	Bryant Rd - repair and replace stolen grounds	NOV-2011
15,278	Other	G AND G UTILITY CONSTRUCTION INC				874.26	592100	20110034	Beltline Berm Repair	NOV-2011
15,279	Other	G AND G UTILITY CONSTRUCTION INC				2,883.65	592100	20110048	G&G UTILITY, REPAIR CULVERT & DRIVEWAY AT SHADRACK, INVOICE 2011-0048, 12/10/2011	Dec-2011
15,280	Other	G AND G UTILITY CONSTRUCTION INC				3,188.93	592100	20110049	G&G UTILITY, REPAIR DRIVEWAY AT OWINGSVILLE, INVOICE 2011-0049, 12/10/2011	Dec-2011
15,281	Other	G AND G UTILITY CONSTRUCTION INC				2,232.38	570100	20110013A	G & G, REPAIR FENCE AT PISGAH CAUSED BY DUMP TRUCK, INVOICE 2011-0013, 9/10/2011	Dec-2011
15,282	Other	GAI TRONICS CORP				384.00	514100	405492077	REPAIR 723-001 AMPLIFIER (3@128/EA)	AUG-2011
15,283	Other	GAI TRONICS CORP				231.00	514100	405492077	REPAIR 701-202 SOKY/HANDSET AMP	AUG-2011
15,284	Other	GAI TRONICS CORP				193.00	514100	405492077	REPAIR 7265-101 DESK TOP	AUG-2011
15,285	Other	GAI TRONICS CORP				693.00	514100	406965563	701-202 REPAIR (3@231/EA)	MAR-2012
15,286	Other	GAI TRONICS CORP				220.00	514100	406965563	701-302 REPAIR	MAR-2012
15,287	Other	GAI TRONICS CORP				60.00	514100	406965563	723-001 REPAIR - NO TROUBLE FOUND	MAR-2012
15,288	Other	GARDNER DENVER NASH LLC				9,000.00	513100	92334995	LABOR TO RECONDITION AD303 COMPRESSOR AS PER QUOTE 20252485	Feb-2012
15,289	Other	GARDNER DENVER NASH LLC				2,000.00	513100	92334995	PERFORMANCE TEST	Feb-2012
15,290	Other	GARTNER INC				70,986.28	923900	806537	ENERGY & UTILITIES RESEARCH & ADVISEMENT	Feb-2012
15,291	Other	GE BETZ INC				4,000.00	554100	95840447	MODEL #AS40409KTE, S/N 030515631 TOKAFLO PUMP REBUILD	APR-2011
15,292	Other	GE ENERGY SERVICES INC				3,225.00	511100	90002821	REPAIR GE#DS200EXPSG1ACB CIRCUIT BOARD	Jun-2011
15,293	Other	GE INSPECTION TECHNOLOGIES LP				14.74	500900	151386	REPAIR WORK	MAR-2012
15,294	Other	GE LIGHTING				13,843.64	908005	1071286	GE Lighting Invoice# 1071286 Coupon redemption from April 16-May 20, 2011	Jun-2011
15,295	Other	GENE AND SONS INC				229.95	512100	007084	LABOR REPLACE STARTER TRUCK 2745	SEP-2011
15,296	Other	GENE AND SONS INC				551.00	514100	007458	LABOR TO REPAIR TRUCK #2837,(1998 FORD F150)	NOV-2011
15,297	Other	GENE AND SONS INC				162.50	501090	7832	LABOR REPLACE PARTS TRUCK 2945	Jan-2012
15,298	Other	GENE AND SONS INC				358.45	512100	008125	LABOR TO REPAIR TRUCK #2937,(1997 FORD F150)	MAR-2012
15,299	Other	GENE AND SONS INC				119.95	514100	008277	LABOR TO REPAIR TRUCK #2745,(1997 FORD F150)	MAR-2012
15,300	Other	GENE AND SONS INC				299.95	514100	008318	LABOR TO REPAIR TRUCK #2937,(1997 FORD F150)	MAR-2012
15,301	Other	GENE AND SONS INC				20.00	512100	GENEAN06112011	LABOR MOUNT TWO TIRES	Jun-2011
15,302	Other	GENERAL INSULATION INC				114,374.00	510100	18724	GENERAL INSULATION: SANDERS: KU 2011 HEP - Invoice 18724 KU GH3 LUMP SUM	APR-2011
15,303	Other	GENERAL INSULATION INC				14,722.46	510100	18868	GENERAL INSULATION, INC. ; SANDERS: GH3 2011 HEP INSPECTION PROJECT - CONTRACTOR COST: SANDBLASING	MAY-2011
15,304	Other	GENERAL INSULATION INC				62,740.00	510100	19138	GENERAL INSULATION: SANDERS: 2011 HEP GH3 INSULATION & SCAFFOLDING / SURFACE PREP: INVOICE 19138	Jun-2011
15,305	Other	GENERAL INSULATION INC				3,106.77	510100	19430	GENERAL INSULATION: SANDERS: 2011 HEP GH3 INSULATION & SCAFFOLDING / SURFACE PREP: INVOICE 19430	Jun-2011
15,306	Other	GENERAL INSULATION INC				1,512.00	510100	19617	GENERAL INSULATION, INC. - SANDERS - KU GH3 Lump Sum - Final Amount Due - Extra Work - Invoice #19617	JUL-2011

KENTUCKY UTILITIES COMPANY
Case No. 2012- 00221
Analysis of Professional Services Expenses For the Test Year

(A)	(B)	(C)	(D)	(E)	(F)	(G)	(H)	(I)		
Line No.	Type	Vendor	Rate Case	Audit	Other	Total	Account	Invoice	Description	Period
15,307	Other	GENERAL INSULATION INC				22,715.00	510100	20469	GENERAL INSULATION, INC. - SANDERS - EW BROWN, UNIT #2, HEPI - MOBILIZATION, FIXED PRICE CONTRACT & DEMOBILIZATION - INVOICE #20469	NOV-2011
15,308	Other	GENERAL INSULATION INC				12,231.00	510100	20469	GENERAL INSULATION, INC. - SANDERS - EW BROWN, UNIT #2, HEPI - MOBILIZATION, FIXED PRICE CONTRACT & DEMOBILIZATION - INVOICE #20469	NOV-2011
15,309	Other	GENERAL INSULATION INC				10,383.23	510100	20818	Change to KU PO #517638, adding exp. type 0303 for EW Brown U2, HEPI Surface Prep.	Jan-2012
15,310	Other	GENERAL INSULATION INC				5,415.68	510100	20818	GENERAL INSULATION: SANDERS: BR2 grit blasting HEP	Jan-2012
15,311	Other	GENERAL INSULATION INC				3,082.50	510100	20990	GENERAL INSULATION: SANDERS: EW Brown U2 HEPI - Invoice 20990	Jan-2012
15,312	Other	GENERAL INSULATION INC				3,082.50	510100	20990	GENERAL INSULATION: SANDERS: EW Brown U2 HEPI - Invoice 20990	Jan-2012
15,313	Other	GENERAL INSULATION INC				7,083.71	510100	18984B	GENERAL INSULATION INC. - SANDERS - INVOICE #18984 - GH3 2011 HEP Inspection Project (Materials)	Jun-2011
15,314	Other	GF WD SUPPLY				90.75	511100	312148501	REPAIR STARRETT 120A-6 CALIPER	SEP-2011
15,315	Other	GF WD SUPPLY				325.00	511100	312401801	REPAIR OF MANIFOLD REGULATOR, TAG 2508	SEP-2011
15,316	Other	GHEM MACHINE & TOOL INC				420.00	512100	12137	LABOR TO FAB PLUNGER HEADS	APR-2011
15,317	Other	GHEM MACHINE & TOOL INC				1,760.00	512100	12138	LABOR TO FABRICATE DOOR	APR-2011
15,318	Other	GHEM MACHINE & TOOL INC				2,400.00	512100	12246	LABOR TO FAB PLUNGER HEADS	MAY-2011
15,319	Other	GHEM MACHINE & TOOL INC				25.00	512100	12509	LABOR	OCT-2011
15,320	Other	GHEM MACHINE & TOOL INC				3,030.00	512100	12512	LABOR TO FAB PLUNGER HEADS	OCT-2011
15,321	Other	GHEM MACHINE & TOOL INC				2,600.00	512100	12513	LABOR TO FAB PLUNGER HEADS	OCT-2011
15,322	Other	GHEM MACHINE & TOOL INC				2,730.00	512100	12672	LABOR TO FAB PLUNGER HEADS	Dec-2011
15,323	Other	GHEM MACHINE & TOOL INC				8,190.00	512100	12684	LABOR TO REBUILD NINE PLUNGER RODS	Jan-2012
15,324	Other	GHEM MACHINE & TOOL INC				720.00	512100	12725	LABOR TO FABRICATE (12) LATCHES	Jan-2012
15,325	Other	GHEM MACHINE & TOOL INC				1,850.00	512100	12765	LABOR TO MAKE 2 BEARING STANDS	Feb-2012
15,326	Other	GHEM MACHINE & TOOL INC				380.00	513100	12812	LABOR TO FABRICATE 2 BRACKETS PER SAMPLE	MAR-2012
15,327	Other	GLENN UNDERWATER SERVICES INC				7,900.00	513100	6752KY	Re-Install Brackets on BR3-2 SWP Due to High Water Per Quote #2011-31	MAY-2011
15,328	Other	GLENN UNDERWATER SERVICES INC				5,635.00	513100	675KY	BR3 Service Water Pump Inspection	APR-2011
15,329	Other	GLENN UNDERWATER SERVICES INC				42,400.00	543100	699KY	2011 Penstock & Tunnel Inspection	AUG-2011
15,330	Other	GLENN UNDERWATER SERVICES INC				4,900.00	506100	726KY	INVOICE #726KY	MAR-2012
15,331	Other	GLOBAL EXPRESS FINANCIAL SERVICES				7,346.56	903931	GLOBAL01312012	Global Express Contract for Third Party Payments - Jan Coleman- Approved VIA Award Recommendation	Feb-2012
15,332	Other	GLOBAL EXPRESS FINANCIAL SERVICES				7,877.95	903931	GLOBAL022912	Global Express Contract for Third Party Payments - Jan Coleman- Approved VIA Award Recommendation	MAR-2012
15,333	Other	GLOBAL EXPRESS FINANCIAL SERVICES				8,579.80	903931	GLOBAL03312011	Global Express Contract for Third Party Payments - Jan Coleman- Approved VIA Award Recommendation	APR-2011
15,334	Other	GLOBAL EXPRESS FINANCIAL SERVICES				8,890.64	903931	GLOBAL04302011	Global Express Contract for Third Party Payments - Jan Coleman- Approved VIA Award Recommendation	MAY-2011
15,335	Other	GLOBAL EXPRESS FINANCIAL SERVICES				8,457.46	903931	GLOBAL053111	Global Express Contract for Third Party Payments - Jan Coleman- Approved VIA Award Recommendation	Jun-2011
15,336	Other	GLOBAL EXPRESS FINANCIAL SERVICES				8,320.93	903931	GLOBAL063011	Global Express Contract for Third Party Payments - Jan Coleman- Approved VIA Award Recommendation	JUL-2011
15,337	Other	GLOBAL EXPRESS FINANCIAL SERVICES				8,668.41	903931	GLOBAL073111	Global Express Contract for Third Party Payments - Jan Coleman- Approved VIA Award Recommendation	AUG-2011
15,338	Other	GLOBAL EXPRESS FINANCIAL SERVICES				9,326.31	903931	GLOBAL08312011	Global Express Contract for Third Party Payments - Jan Coleman- Approved VIA Award Recommendation	OCT-2011
15,339	Other	GLOBAL EXPRESS FINANCIAL SERVICES				8,877.62	903931	GLOBAL09302011	Global Express Contract for Third Party Payments - Jan Coleman- Approved VIA Award Recommendation	OCT-2011
15,340	Other	GLOBAL EXPRESS FINANCIAL SERVICES				8,303.69	903931	GLOBAL10312011	Global Express Contract for Third Party Payments - Jan Coleman- Approved VIA Award Recommendation	NOV-2011
15,341	Other	GLOBAL EXPRESS FINANCIAL SERVICES				7,746.56	903931	GLOBAL11302011	Global Express Contract for Third Party Payments - Jan Coleman- Approved VIA Award Recommendation	Dec-2011
15,342	Other	GLOBAL EXPRESS FINANCIAL SERVICES				7,835.08	903931	GLOBAL123111	Global Express Contract for Third Party Payments - Jan Coleman- Approved VIA Award Recommendation	Jan-2012
15,343	Other	GLOBAL EXPRESS FINANCIAL SERVICES				7,650.00	903931	J703-0020-0312 Adjustment USD	Global Express	MAR-2012
15,344	Other	GLOBAL EXPRESS FINANCIAL SERVICES				(8,000.00)	903931	Reverses *J703-0020-0311 Adjustment USD	Global Express	APR-2011
15,345	Other	GLOBAL INDUSTRIAL SOLUTIONS LLC				7,314.00	512100	40101255	Labor and Equipment to Install Boiler Scaffold	OCT-2011
15,346	Other	GLOBAL INDUSTRIAL SOLUTIONS LLC				3,287.00	512100	40101255	Labor and Equipment to Scaffold the Two Sections Air Expansion Joints	OCT-2011
15,347	Other	GLOBAL INDUSTRIAL SOLUTIONS LLC				8,892.27	512100	40101257	T/M ALLOWANCE FOR WORK ON UNIT 2	OCT-2011
15,348	Other	GLOBAL INDUSTRIAL SOLUTIONS LLC				(1,987.60)	512100	40101257	INVOICE 40101257	OCT-2011

KENTUCKY UTILITIES COMPANY
Case No. 2012- 00221
Analysis of Professional Services Expenses For the Test Year

(A)	(B)	(C)	(D)	(E)	(F)	(G)	(H)	(I)		
Line No.	Type	Vendor	Rate Case	Audit	Other	Total	Account	Invoice	Description	Period
15,349	Other	GLOBAL INDUSTRIAL SOLUTIONS LLC				1,975.95	512100	40101258	PROVIDE MATERIAL, ERECT AND DISASSEMBLE SCAFFOLD AROUND 3-1 ID FAN EXPANSION JOINT PER STEVE ANDERSON	NOV-2011
15,350	Other	GLOBAL INDUSTRIAL SOLUTIONS LLC				(750.06)	512100	40101258	INVOICE 40101258	NOV-2011
15,351	Other	GLOBAL INDUSTRIAL SOLUTIONS LLC				175.01	512100	40101258	INVOICE 40101258	NOV-2011
15,352	Other	GLOBAL INDUSTRIAL SOLUTIONS LLC				3,143.37	512100	40101261	T/M ALLOWANCE FOR WORK ON UNIT 2	NOV-2011
15,353	Other	GLOBAL INDUSTRIAL SOLUTIONS LLC				(2,138.44)	512100	40101261	INVOICE 40101261	NOV-2011
15,354	Other	GLOBAL INDUSTRIAL SOLUTIONS LLC				351.44	512100	40101261	INVOICE 40101261	NOV-2011
15,355	Other	GLOBAL INDUSTRIAL SOLUTIONS LLC				1,256.00	512100	40101262	T/M ALLOWANCE FOR WORK ON UNIT 2	NOV-2011
15,356	Other	GLOBAL INDUSTRIAL SOLUTIONS LLC				(146.48)	512100	40101262	INVOICE 40101262	NOV-2011
15,357	Other	GLOBAL INDUSTRIAL SOLUTIONS LLC				665.68	512100	40101263	T/M ALLOWANCE FOR WORK ON UNIT 2	NOV-2011
15,358	Other	GLOBAL INDUSTRIAL SOLUTIONS LLC				(121.52)	512100	40101263	INVOICE 40101263	NOV-2011
15,359	Other	GLOBAL INDUSTRIAL SOLUTIONS LLC				5,003.68	512100	40101265	PROVIDE MATERIAL, ERECT AND DISASSEMBLE SCAFFOLD AROUND 3-1 ID FAN EXPANSION JOINT PER STEVE ANDERSON	NOV-2011
15,360	Other	GLOBAL INDUSTRIAL SOLUTIONS LLC				(2,957.26)	512100	40101265	INVOICE 40101265	NOV-2011
15,361	Other	GLOBAL INDUSTRIAL SOLUTIONS LLC				868.63	512100	40101265	INVOICE 40101265	NOV-2011
15,362	Other	GLOBAL INDUSTRIAL SOLUTIONS LLC				4,293.23	512100	40101266	LABOR & EQUIPMENT FOR SCAFFOLDING TO REPAIR THE TUBE LEAK	NOV-2011
15,363	Other	GLOBAL INDUSTRIAL SOLUTIONS LLC				(2,071.55)	512100	40101266	INVOICE 40101266	NOV-2011
15,364	Other	GLOBAL INDUSTRIAL SOLUTIONS LLC				288.89	512100	40101266	INVOICE 40101266	NOV-2011
15,365	Other	GLOBAL INDUSTRIAL SOLUTIONS LLC				3,641.65	512100	40101267	T/M ALLOWANCE FOR WORK ON UNIT 2	NOV-2011
15,366	Other	GLOBAL INDUSTRIAL SOLUTIONS LLC				2,149.60	512100	40101268	T/M TO INSTALL SCAFFOLD IN UNIT 1 CONDENSER	NOV-2011
15,367	Other	GLOBAL INDUSTRIAL SOLUTIONS LLC				(868.26)	512100	40101268	INVOICE 40101268	NOV-2011
15,368	Other	GLOBAL INDUSTRIAL SOLUTIONS LLC				43.66	512100	40101268	INVOICE 40101268	NOV-2011
15,369	Other	GLOBAL INDUSTRIAL SOLUTIONS LLC				2,111.36	512100	40101269	UNIT 3 BCWP REPLACEMENT	NOV-2011
15,370	Other	GLOBAL INDUSTRIAL SOLUTIONS LLC				(996.36)	512100	40101269	INVOICE 40101269	NOV-2011
15,371	Other	GLOBAL INDUSTRIAL SOLUTIONS LLC				175.01	512100	40101269	INVOICE 40101269	NOV-2011
15,372	Other	GLOBAL INDUSTRIAL SOLUTIONS LLC				3,265.82	512100	40101270	T/M ALLOWANCE FOR WORK ON UNIT 2	NOV-2011
15,373	Other	GLOBAL INDUSTRIAL SOLUTIONS LLC				(1,640.68)	512100	40101270	INVOICE 40101270	NOV-2011
15,374	Other	GLOBAL INDUSTRIAL SOLUTIONS LLC				230.18	512100	40101270	INVOICE 40101270	NOV-2011
15,375	Other	GLOBAL INDUSTRIAL SOLUTIONS LLC				11,219.21	512100	40101272	Labor and Equipment to Scaffold the Two Sections Air Expansion Joints	Dec-2011
15,376	Other	GLOBAL INDUSTRIAL SOLUTIONS LLC				1,580.10	512100	40101272	INVOICE 40101272	Dec-2011
15,377	Other	GLOBAL INDUSTRIAL SOLUTIONS LLC				155.31	512100	40101272	INVOICE 40101272	Dec-2011
15,378	Other	GLOBAL INDUSTRIAL SOLUTIONS LLC				6,699.80	512100	40101273	Labor and Equipment for Header Grit Blast / Insulation for Boiler Assessment	Dec-2011
15,379	Other	GLOBAL INDUSTRIAL SOLUTIONS LLC				3,345.52	512100	40101273	INVOICE 40101273	Dec-2011
15,380	Other	GLOBAL INDUSTRIAL SOLUTIONS LLC				1,620.60	512100	40101273	Labor and Equipment to Install Boiler Scaffold	Dec-2011
15,381	Other	GLOBAL INDUSTRIAL SOLUTIONS LLC				2,590.72	512017	40101275	INVOICE 40101275	NOV-2011
15,382	Other	GLOBAL INDUSTRIAL SOLUTIONS LLC				1,225.88	512017	40101275	INVOICE 40101275	NOV-2011
15,383	Other	GLOBAL INDUSTRIAL SOLUTIONS LLC				3,532.91	512100	40101276	PROVIDE MATERIAL, ERECT AND DISASSEMBLE SCAFFOLD AROUND 3-1 ID FAN EXPANSION JOINT PER STEVE ANDERSON	NOV-2011
15,384	Other	GLOBAL INDUSTRIAL SOLUTIONS LLC				(1,565.08)	512100	40101276	INVOICE 40101276	NOV-2011
15,385	Other	GLOBAL INDUSTRIAL SOLUTIONS LLC				1,261.28	512100	40101276	INVOICE 40101276	NOV-2011
15,386	Other	GLOBAL INDUSTRIAL SOLUTIONS LLC				5,247.91	512100	40101277	LABOR & EQUIPMENT FOR SCAFFOLDING TO REPAIR THE TUBE LEAK	NOV-2011
15,387	Other	GLOBAL INDUSTRIAL SOLUTIONS LLC				(876.81)	512100	40101277	INVOICE 40101277	NOV-2011
15,388	Other	GLOBAL INDUSTRIAL SOLUTIONS LLC				172.64	512100	40101277	INVOICE 40101277	NOV-2011
15,389	Other	GLOBAL INDUSTRIAL SOLUTIONS LLC				9,230.00	512100	40101280	Labor and Equipment for Header Grit Blast / Insulation for Boiler Assessment	Dec-2011
15,390	Other	GLOBAL INDUSTRIAL SOLUTIONS LLC				28,000.00	512100	40101284	LABOR, EQUIPMENT AND MATERIAL TO ABATE THE AREAS FOR TUBE REPLACEMENT	Dec-2011
15,391	Other	GLOBAL INDUSTRIAL SOLUTIONS LLC				21,247.00	512100	40101284	LABOR, EQUIPMENT AND MATERIAL TO ABATE THE AREAS FOR TUBE REPLACEMENT	Dec-2011
15,392	Other	GLOBAL INDUSTRIAL SOLUTIONS LLC				3,592.00	512100	40101285	PROVIDE LABOR & MATERIAL FOR SCAFFOLDING AROUND 2-1 AND 2-2 ID FAN EXPANSION JOINT REPLACEMENT. PROVIDE LABOR TO REMOVE/REPLACE FLASHING AROUND SAME JOINTS	Dec-2011
15,393	Other	GLOBAL INDUSTRIAL SOLUTIONS LLC				14,255.00	512100	GIS40101231	LABOR & EQUIPMENT TO PROVIDE ACCESS FOR THE RADIANT REHEAT ASSEMBLY REPLACEMENT	APR-2011
15,394	Other	GLOBAL INDUSTRIAL SOLUTIONS LLC				10,969.00	512100	GIS40101231	PROVIDE ACCESS FOR BURNER CORNER TUBE INSPECTION	APR-2011
15,395	Other	GLOBAL INDUSTRIAL SOLUTIONS LLC				3,300.00	512100	GIS40101231	LABOR & EQUIPMENT FOR MISCELLANEOUS BOILER INSPECTION SUPPORT	APR-2011
15,396	Other	GLOBAL INDUSTRIAL SOLUTIONS LLC				1,273.00	512100	GIS40101232	LABOR & EQUIPMENT FOR MISCELLANEOUS BOILER INSPECTION SUPPORT	APR-2011
15,397	Other	GLOBAL INDUSTRIAL SOLUTIONS LLC				7,562.00	512100	GIS40101233	LABOR & EQUIPMENT TO ABATE AND REINSULATE THE DAMAGED INSULATION ON THE FRONT WATERWALL LOWER RING HEADER.	APR-2011

KENTUCKY UTILITIES COMPANY
Case No. 2012- 00221
Analysis of Professional Services Expenses For the Test Year

(A)	(B)	(C)	(D)	(E)	(F)	(G)	(H)	(I)		
Line No.	Type	Vendor	Rate Case	Audit	Other	Total	Account	Invoice	Description	Period
15,398	Other	GLOBAL INDUSTRIAL SOLUTIONS LLC				3,663.58	512100	GIS40101236	LABOR & EQUIPOMENT FOR PUNCHLIST REPAIR SUPPORT	APR-2011
15,399	Other	GLOBAL INDUSTRIAL SOLUTIONS LLC				546.52	512100	GIS40101237	LABOR & EQUIPMENT FOR MISCELLANEOUS BOILER INSPECTION SUPPORT	APR-2011
15,400	Other	GLOBAL INDUSTRIAL SOLUTIONS LLC				2,823.12	512100	GIS40101238	T/M ALLOWANCE FOR MISCELLANEOUS INSULATION, SCAFFOLDING AND ABATEMENT DURING UNIT 3 OUTAGE	MAY-2011
15,401	Other	GLOBAL INDUSTRIAL SOLUTIONS LLC				900.00	512100	GIS40101239	T/M ALLOWANCE FOR MISCELLANEOUS INSULATION, SCAFFOLDING AND ABATEMENT DURING UNIT 1 OUTAGE	MAY-2011
15,402	Other	GLOBAL INDUSTRIAL SOLUTIONS LLC				898.97	512100	GIS40101239	T/M ALLOWANCE FOR MISCELLANEOUS INSULATION, SCAFFOLDING AND ABATEMENT DURING UNIT 3 OUTAGE	MAY-2011
15,403	Other	GLOBAL INDUSTRIAL SOLUTIONS LLC				1,356.69	512100	GIS40101240	T/M ALLOWANCE FOR MISCELLANEOUS INSULATION, SCAFFOLDING AND ABATEMENT DURING UNIT 1 OUTAGE	MAY-2011
15,404	Other	GLOBAL INDUSTRIAL SOLUTIONS LLC				1,277.91	512100	GIS40101240	T/M ALLOWANCE FOR MISCELLANEOUS INSULATION, SCAFFOLDING AND ABATEMENT DURING UNIT 3 OUTAGE	MAY-2011
15,405	Other	GLOBAL INDUSTRIAL SOLUTIONS LLC				8,400.00	513100	GIS40101241R1	PROVIDE MANPOWER AND MATERIAL TO FABRICATE NEW INSULATION BLANKETS ON BROWN 2 INTERCEPT VALVES. PER SIDCUSSION WITH STEVE ANDERSON AND VERBAL ESTIMATE FROM BRYON COWAN	APR-2011
15,406	Other	GLOBAL INDUSTRIAL SOLUTIONS LLC				(2,100.00)	512100	GIS40101242	LABOR & EQUIPMENT FOR MISCELLANEOUS BOILER INSPECTION SUPPORT	APR-2011
15,407	Other	GLOBAL INDUSTRIAL SOLUTIONS LLC				1,074.20	553100	GIS40101248	INSULATE/ JACKET HEAT TRACED PIPING CT SITE	MAY-2011
15,408	Other	GLOBAL INDUSTRIAL SOLUTIONS LLC				680.71	553100	GIS40101248	INSULATE/ JACKET HEAT TRACED PIPING CT SITE	MAY-2011
15,409	Other	GLOBAL INDUSTRIAL SOLUTIONS LLC				454.63	512100	GIS40101251	T/M ALLOWANCE FOR MISCELLANEOUS INSULATION, SCAFFOLDING AND ABATEMENT DURING UNIT 1 OUTAGE	MAY-2011
15,410	Other	GLOBAL INDUSTRIAL SOLUTIONS LLC				1,549.54	542100	GIS40101253	PENSTOCK COATING LEAD AND ASBESTOS TESTING	SEP-2011
15,411	Other	GLOBAL INDUSTRIAL SOLUTIONS LLC				11,329.50	512005	GIS40101286	BRAD PABIAN	Jan-2012
15,412	Other	GLOBAL INDUSTRIAL SOLUTIONS LLC				(10,268.84)	512005	GIS40101286	INVOICE GIS40101286	Jan-2012
15,413	Other	GLOBAL INDUSTRIAL SOLUTIONS LLC				3,564.90	513100	GIS40101286	INVOICE GIS40101286	Jan-2012
15,414	Other	GLOBAL INDUSTRIAL SOLUTIONS LLC				2,127.25	512100	GIS40101286	INVOICE GIS40101286	Jan-2012
15,415	Other	GLOBAL INDUSTRIAL SOLUTIONS LLC				1,325.45	512100	GIS40101286	INVOICE GIS40101286	Jan-2012
15,416	Other	GLOBAL INDUSTRIAL SOLUTIONS LLC				1,012.78	512100	GIS40101286	INVOICE GIS40101286	Jan-2012
15,417	Other	GLOBAL INDUSTRIAL SOLUTIONS LLC				862.32	513100	GIS40101286	INVOICE GIS40101286	Jan-2012
15,418	Other	GLOBAL INDUSTRIAL SOLUTIONS LLC				766.84	514100	GIS40101286	INVOICE GIS40101286	Jan-2012
15,419	Other	GLOBAL INDUSTRIAL SOLUTIONS LLC				1,168.27	512055	GIS40101287	INVOICE GIS40101287	Jan-2012
15,420	Other	GLOBAL INDUSTRIAL SOLUTIONS LLC				627.18	514100	GIS40101287	INVOICE GIS40101287	Jan-2012
15,421	Other	GLOBAL INDUSTRIAL SOLUTIONS LLC				211.72	513100	GIS40101287	INVOICE GIS40101287	Jan-2012
15,422	Other	GLOBAL INDUSTRIAL SOLUTIONS LLC				211.72	514100	GIS40101287	INVOICE GIS40101287	Jan-2012
15,423	Other	GLOBAL INDUSTRIAL SOLUTIONS LLC				5,209.48	512055	GIS40101290	INVOICE GIS40101290	MAR-2012
15,424	Other	GLOBAL INDUSTRIAL SOLUTIONS LLC				2,066.99	512100	GIS40101290	INVOICE GIS40101290	MAR-2012
15,425	Other	GLOBAL INDUSTRIAL SOLUTIONS LLC				1,325.58	512017	GIS40101290	INVOICE GIS40101290	MAR-2012
15,426	Other	GLOBAL INDUSTRIAL SOLUTIONS LLC				681.78	506100	GIS40101291	LABOR TO REMOVE INSULATION ON SERVICE WATER LINE FOR LEAK REPAIR	MAR-2012
15,427	Other	GLOBAL INDUSTRIAL SOLUTIONS LLC				11,802.43	512100	GIS40101292	LABOR & EQUIPMENT FOR TUBE LEAK REPAIRS	MAR-2012
15,428	Other	GLOBAL INDUSTRIAL SOLUTIONS LLC				3,000.00	512100	J701-0110-0312 Adjustment USD	Global Industrial Solutions	MAR-2012
15,429	Other	GLOBAL INDUSTRIAL SOLUTIONS LLC				2,000.00	512055	J701-0110-0312 Adjustment USD	Global Industrial Solutions	MAR-2012
15,430	Other	GLOBAL INDUSTRIAL SOLUTIONS LLC				1,000.00	512005	J701-0110-0312 Adjustment USD	Global Industrial Solutions	MAR-2012
15,431	Other	GNC CONSULTING INC				706.91	921903	INV00015743	Consulting Services	APR-2011
15,432	Other	GNC CONSULTING INC				518.99	921903	INV00015750	Expenses - Monica Smith	MAY-2011
15,433	Other	GNC CONSULTING INC				5,578.41	921903	INV0011117	Consulting Services	APR-2011
15,434	Other	GNC CONSULTING INC				5,161.52	921903	INV0011157	Consulting Services	APR-2011
15,435	Other	GNC CONSULTING INC				5,161.52	921903	INV0011185	Consulting Services per Client Specifications - Monica Smith (80 hrs)	MAY-2011
15,436	Other	GOLD SEAL PEST CONTROL				50.00	935403	245601	Pay 1Quality 2011, monthly invoicing for pest control services	APR-2011
15,437	Other	GOLD SEAL PEST CONTROL				50.00	935403	246180	Pay 1Quality 2011, monthly invoicing for pest control services	MAY-2011
15,438	Other	GOLD SEAL PEST CONTROL				50.00	935403	246904	Pay 1Quality 2011, monthly invoicing for pest control services	Jun-2011
15,439	Other	GOLD SEAL PEST CONTROL				50.00	935403	247465	Pay 1Quality 2011, monthly invoicing for pest control services	JUL-2011
15,440	Other	GOLD SEAL PEST CONTROL				50.00	935403	248036	Pay 1Quality 2011, monthly invoicing for pest control services	AUG-2011
15,441	Other	GOLD SEAL PEST CONTROL				50.00	935403	248738	Pay 1Quality 2011, monthly invoicing for pest control services	OCT-2011
15,442	Other	GOLD SEAL PEST CONTROL				50.00	935403	249234	Pay 1Quality 2011, monthly invoicing for pest control services	Dec-2011
15,443	Other	GOLD SEAL PEST CONTROL				50.00	935403	249834	Pay 1Quality 2011, monthly invoicing for pest control services	Dec-2011
15,444	Other	GOLD SEAL PEST CONTROL				50.00	935403	250514	Pay 1Quality 2011, monthly invoicing for pest control services	Dec-2011
15,445	Other	GOLD SEAL PEST CONTROL				50.00	935403	250998	Pay 1Quality 2011, monthly invoicing for pest control services	Jan-2012

KENTUCKY UTILITIES COMPANY
Case No. 2012- 00221
Analysis of Professional Services Expenses For the Test Year

(A)	(B)	(C)	(D)	(E)	(F)	(G)	(H)	(I)		
Line No.	Type	Vendor	Rate Case	Audit	Other	Total	Account	Invoice	Description	Period
15,446	Other	GOLD SEAL PEST CONTROL				50.00	935403	251712	Pay 1Quality 2011, monthly invoicing for pest control services	Feb-2012
15,447	Other	GOLD SEAL PEST CONTROL				50.00	935403	252281	Pay 1Quality 2011, monthly invoicing for pest control services	MAR-2012
15,448	Other	GOODCENTS				3,915.00	908005	34384	HVAC Diagnostics	Jun-2011
15,449	Other	GOODCENTS				142.00	908005	34384	HVAC Diagnostics	Jun-2011
15,450	Other	GOODCENTS				52,211.33	908005	10071132	Load Control	MAY-2011
15,451	Other	GOODCENTS				13,052.83	908005	10071132	Load Control	MAY-2011
15,452	Other	GOODCENTS				61,379.82	908005	10071142	Load Control	Jun-2011
15,453	Other	GOODCENTS				3,230.52	908005	10071142	Load Control	Jun-2011
15,454	Other	GOODCENTS				43,303.85	908005	10071151	Load Control	JUL-2011
15,455	Other	GOODCENTS				2,279.15	908005	10071151	Load Control	JUL-2011
15,456	Other	GOODCENTS				54,607.13	908005	10071152	Load Control	JUL-2011
15,457	Other	GOODCENTS				2,874.06	908005	10071152	Load Control	JUL-2011
15,458	Other	GOODCENTS				43,808.53	908005	10071161	Load Control	JUL-2011
15,459	Other	GOODCENTS				2,305.71	908005	10071161	Load Control	JUL-2011
15,460	Other	GOODCENTS				35.36	908005	10071161	Load Control	JUL-2011
15,461	Other	GOODCENTS				58,290.94	908005	10071162	Load Control	JUL-2011
15,462	Other	GOODCENTS				3,067.95	908005	10071162	Load Control	JUL-2011
15,463	Other	GOODCENTS				47.04	908005	10071162	Load Control	JUL-2011
15,464	Other	GOODCENTS				112,303.66	908005	10071172	Load Control	AUG-2011
15,465	Other	GOODCENTS				5,910.72	908005	10071172	Load Control	AUG-2011
15,466	Other	GOODCENTS				97.85	908005	10071172	Load Control	AUG-2011
15,467	Other	GOODCENTS				90,931.82	908005	10071182	Load Control	SEP-2011
15,468	Other	GOODCENTS				4,785.88	908005	10071182	Load Control	SEP-2011
15,469	Other	GOODCENTS				81,842.91	908005	10071192	Load Control	NOV-2011
15,470	Other	GOODCENTS				4,307.52	908005	10071192	Load Control	NOV-2011
15,471	Other	GOODCENTS				163.86	908005	10071193	Load Control	NOV-2011
15,472	Other	GOODCENTS				11.14	908005	10071194	Load Control	NOV-2011
15,473	Other	GOODCENTS				64,804.95	908005	100701122	Load Control	Feb-2012
15,474	Other	GOODCENTS				654.60	908005	100701122	Load Control	Feb-2012
15,475	Other	GOODCENTS				1,499.50	908005	100710106	HVAC Diagnostics	JUL-2011
15,476	Other	GOODCENTS				284.00	908005	100710106	HVAC Diagnostics	JUL-2011
15,477	Other	GOODCENTS				48,317.89	908005	100711101	Load Control	NOV-2011
15,478	Other	GOODCENTS				2,543.04	908005	100711101	Load Control	NOV-2011
15,479	Other	GOODCENTS				48,187.75	908005	100711102	Load Control	NOV-2011
15,480	Other	GOODCENTS				2,536.20	908005	100711102	Load Control	NOV-2011
15,481	Other	GOODCENTS				1,505.55	908005	100711103	Load Control	Dec-2011
15,482	Other	GOODCENTS				494.45	908005	100711104	Load Control	Dec-2011
15,483	Other	GOODCENTS				88,070.84	908005	100711112	Load Control	Dec-2011
15,484	Other	GOODCENTS				4,635.31	908005	100711112	Load Control	Dec-2011
15,485	Other	GOODCENTS				1,356.42	908005	100711117	Load Control	MAY-2011
15,486	Other	GOODCENTS				71.39	908005	100711117	Load Control	MAY-2011
15,487	Other	GOODCENTS				25,541.72	908005	100711128	Load Control	MAY-2011
15,488	Other	GOODCENTS				1,344.31	908005	100711128	Load Control	MAY-2011
15,489	Other	GOODCENTS				14,013.49	908005	100711419	Load Control	JUL-2011
15,490	Other	GOODCENTS				737.55	908005	100711419	Load Control	JUL-2011
15,491	Other	GOODCENTS				94,677.82	908005	100712112	Load Control	Feb-2012
15,492	Other	GOODCENTS				4,983.04	908005	100712112	Load Control	Feb-2012
15,493	Other	GOODCENTS				1,019.30	908005	100712115	Load Control	Feb-2012
15,494	Other	GOODCENTS				17,115.70	908005	100712116	Load Control	Feb-2012
15,495	Other	GOODCENTS				96,843.54	908005	1007101113	Load Control	MAY-2011
15,496	Other	GOODCENTS				5,097.03	908005	1007101113	Load Control	MAY-2011
15,497	Other	GOODCENTS				71,788.09	908005	1007101124	Load Control	MAY-2011
15,498	Other	GOODCENTS				3,778.32	908005	1007101124	Load Control	MAY-2011
15,499	Other	GOODCENTS				9,827.67	908005	1007101215	Load Control	MAY-2011
15,500	Other	GOODCENTS				517.24	908005	1007101215	Load Control	MAY-2011
15,501	Other	GOODCENTS				21,165.32	908005	1007101226	Load Control	MAY-2011
15,502	Other	GOODCENTS				1,113.96	908005	1007101226	Load Control	MAY-2011
15,503	Other	GOODCENTS				4,004.50	908005	1007110510	HVAC Diagnostics	JUL-2011
15,504	Other	GOODCENTS				10,411.00	908005	1007110610	HVAC Diagnostics	AUG-2011
15,505	Other	GOODCENTS				142.00	908005	1007110610	HVAC Diagnostics	AUG-2011

KENTUCKY UTILITIES COMPANY
Case No. 2012- 00221
Analysis of Professional Services Expenses For the Test Year

(A)	(B)	(C)	(D)	(E)	(F)	(G)	(H)	(I)		
Line No.	Type	Vendor	Rate Case	Audit	Other	Total	Account	Invoice	Description	Period
15,506	Other	GOODCENTS				15,283.50	908005	1007110710	HVAC Diagnostics	SEP-2011
15,507	Other	GOODCENTS				173.50	908005	1007110710	HVAC Diagnostics	SEP-2011
15,508	Other	GOODCENTS				10,194.50	908005	1007110810	HVAC Diagnostics	SEP-2011
15,509	Other	GOODCENTS				257.50	908005	1007110810	HVAC Diagnostics	SEP-2011
15,510	Other	GOODCENTS				2,410.00	908005	1007110910	HVAC Diagnostics	OCT-2011
15,511	Other	GOODCENTS				257.50	908005	1007110910	HVAC Diagnostics	OCT-2011
15,512	Other	GOODCENTS				821.00	908005	1007111010	HVAC Diagnostics	NOV-2011
15,513	Other	GOODCENTS				142.00	908005	1007111010	HVAC Diagnostics	NOV-2011
15,514	Other	GOODCENTS				84,374.69	908005	1007114210	Load Control	JUL-2011
15,515	Other	GOODCENTS				4,440.77	908005	1007114210	Load Control	JUL-2011
15,516	Other	GOODCENTS				60,438.98	908005	J703-0110-0312 Adjustment USD	GoodCents	MAR-2012
15,517	Other	GOODCENTS				610.49	908005	J703-0110-0312 Adjustment USD	GoodCents	MAR-2012
15,518	Other	GOODCENTS				462.50	908005	J703-0110-0811 Adjustment USD	GoodCents	AUG-2011
15,519	Other	GOODCENTS				(353,426.00)	908005	Reverses *J703-0110-0311 Adjustment USD	GoodCents Solutions	APR-2011
15,520	Other	GOODCENTS				(18,350.00)	908005	Reverses *J703-0110-0311 Adjustment USD	GoodCents Solutions	APR-2011
15,521	Other	GOODCENTS				(462.50)	908005	Reverses *J703-0110-0811 Adjustment USD	GoodCents	SEP-2011
15,522	Other	GOODWIN, STEVE				229.29	921903	8262011	CORPORATE TEAM PROGRAM	SEP-2011
15,523	Other	GORE, BELINDA PHD				980.00	923900	PAELCOHORTIII	Invoice PAEL 3 Cohort May 24-25 & June 21-24, 2011	JUL-2011
15,524	Other	GRA KAT ENVIRONMENTAL SERVICES LLC				11,612.98	570100	585	Gra-Kat Environmental Services Invoice # 585 - W. Frankfort Xfmr Cleanup	Jun-2011
15,525	Other	GRAYBAR ELECTRIC CO INC				189.31	935391	953150967	Misc. telecom/electronic equipment/materials as needed by Technicians	APR-2011
15,526	Other	HACH COMPANY				6,732.00	512100	7257478	FSPS5000 SILICA ANALYZER (TOTAL OF 6)	Jun-2011
15,527	Other	HACH COMPANY				748.00	512100	7257478	BSPDR4000V BNCH SVC-DR4000	Jun-2011
15,528	Other	HACH COMPANY				727.00	512100	7257478	FSPCL17 FINAL ASSEMBLY	Jun-2011
15,529	Other	HACH COMPANY				611.00	512100	7257478	PMTRAVEL4 ON-SITE PM	Jun-2011
15,530	Other	HACH COMPANY				424.00	512100	7257478	FSP17200 TURB SENSOR HEAD	Jun-2011
15,531	Other	HACH COMPANY				238.00	512100	7257478	FSP2100N LAB TURB.	Jun-2011
15,532	Other	HACH COMPANY				1,667.82	502100	7563136	SERVICE FOR CALIBRATION FOR PARTICLE COUNTER AGREEMENT QUOTE # HACH102877 DATED 11/22/11	Jan-2012
15,533	Other	HAGANS OUTDOOR EQUIPMENT				412.81	511100	685953	Material necessary to repair Kubota ZD28	Jun-2011
15,534	Other	HAGANS OUTDOOR EQUIPMENT				130.00	511100	685953	Labor necessary to repair Kubota ZD28	Jun-2011
15,535	Other	HAGANS OUTDOOR EQUIPMENT				19.50	511100	685954	Labor necessary to repair Kubota F3680	Jun-2011
15,536	Other	HAGANS OUTDOOR EQUIPMENT				117.00	514100	698966	Labor to Service Kubota Mower Serial # 521831	Jan-2012
15,537	Other	HAGANS OUTDOOR EQUIPMENT				97.50	514100	698967	Labor to Service RTV Serial # 23772	Jan-2012
15,538	Other	HAGANS OUTDOOR EQUIPMENT				130.00	514100	699219	Labor to Service Kubota Mower Serial # 11452	Feb-2012
15,539	Other	HAGANS OUTDOOR EQUIPMENT				97.50	514100	699220	Labor to Service RTV Serial # 23770	Feb-2012
15,540	Other	HALL CONTRACTING OF KENTUCKY INC				952.60	570100	E17244	Contract labor and equipment for repairing switch 124-637 at Middlesboro #1 substation. Invoice 17244. Contract #514635	OCT-2011
15,541	Other	HALL CONTRACTING OF KENTUCKY INC				410.00	570100	E17244	Contract labor and equipment for repairing switch 124-637 at Middlesboro #1 substation. Invoice 17244. Contract #514635	OCT-2011
15,542	Other	HAMBY CONSTRUCTION INC				2,000.00	511100	3905	remove old scrubber pond pumps per quote dated 23, 2011	APR-2011
15,543	Other	HAMBY CONSTRUCTION INC				1,900.00	511100	3905	equipment to remove old pumps	APR-2011
15,544	Other	HAMBY CONSTRUCTION INC				900.00	512017	3905	equipment and materials to make repair to #1 pond dam per quote	APR-2011
15,545	Other	HAMBY CONSTRUCTION INC				300.00	512017	3905	labor to make repairs to #1 pond dam	APR-2011
15,546	Other	HAMBY CONSTRUCTION INC				760.00	511100	3945	Dozer w/operator - 8 hrs. @ \$95.00/hr. -- 06/02/11	Jun-2011
15,547	Other	HAMBY CONSTRUCTION INC				760.00	511100	3945	Dozer w/operator - 8 hrs. @ \$95.00/hr. -- 06/03/11	Jun-2011
15,548	Other	HAMBY CONSTRUCTION INC				760.00	511100	3945	Dozer w/operator - 8 hrs. @ \$95.00/hr. -- 06/06/11	Jun-2011
15,549	Other	HAMBY CONSTRUCTION INC				240.00	511100	3945	Truck & tools w/operator - 8 hrs. @ \$30.00/hr. -- 06/03/11	Jun-2011
15,550	Other	HAMBY CONSTRUCTION INC				240.00	511100	3945	Truck & tools w/operator - 8 hrs. @ \$30.00/hr. -- 06/06/11	Jun-2011
15,551	Other	HAMBY CONSTRUCTION INC				114.00	511100	3945	Supervisor - 3 hrs. @ \$38.00/hr. -- 06/02/11	Jun-2011
15,552	Other	HAMBY CONSTRUCTION INC				24.00	511100	3945	Laborer - 1 hr. @ \$24.00/hr. -- 06/02/11	Jun-2011
15,553	Other	HAMBY CONSTRUCTION INC				3,603.00	512017	3965	Labor necessary to raise No. 2 pond to crest	JUL-2011
15,554	Other	HAMBY CONSTRUCTION INC				600.00	512017	3965	Mobilization/demobilization	JUL-2011
15,555	Other	HAMBY CONSTRUCTION INC				360.30	512017	3965	10% Fuel surcharge	JUL-2011
15,556	Other	HAMBY CONSTRUCTION INC				12,888.72	501251	3986	V. dump - 08/01/11-08/14/11 move 234 loads of ash @ 13.77 tons - 3222.18 yards @ \$4.00	AUG-2011
15,557	Other	HAMBY CONSTRUCTION INC				2,478.60	501251	3986	V. dump - 07/27/11-07/31/11 move 45 loads of ash @ 13.77 tons - 619.65 yards @ \$4.00	AUG-2011
15,558	Other	HAMBY CONSTRUCTION INC				15,750.56	501251	4005	Move ash - V. dump 08/15/11-08/31/11; Move 287 loads of ash @ 13.72; 3,937.64 yards @ \$4.00	SEP-2011

KENTUCKY UTILITIES COMPANY
Case No. 2012- 00221
Analysis of Professional Services Expenses For the Test Year

(A)	(B)	(C)	(D)	(E)	(F)	(G)	(H)	(I)		
Line No.	Type	Vendor	Rate Case	Audit	Other	Total	Account	Invoice	Description	Period
15,559	Other	HAMBY CONSTRUCTION INC				16,409.12	501251	4016	Move ash V.dump 09/01/11 to 09/15/11, move 299 loads of ash @ 13.72, 4102.28 yards @ \$4.00	SEP-2011
15,560	Other	HAMBY CONSTRUCTION INC				11,328.00	512017	4025	Mowing main ash pond, scrubber pond, No. 2 pond and fuel runoff pond dams with skid steer and bushhog. Mowing upstream slope of main ash pond, scrubber pond, No. 2 pond and fuel runoff pond dam with side arm mower.	SEP-2011
15,561	Other	HAMBY CONSTRUCTION INC				12,567.52	501251	4031	Move ash V. dump 09/16/11-09/30/11 move 229 loads of ash @ 13.72 3,141.88 yards @ \$4.00	OCT-2011
15,562	Other	HAMBY CONSTRUCTION INC				5,712.38	501251	4031	Move ash M. dump 09/16/11-09/30/11 move 96 loads of ash @ 14.876 1,428.096 yards @ \$4.00	OCT-2011
15,563	Other	HAMBY CONSTRUCTION INC				11,030.88	501251	4043	Move ash - V dump - 10/01/11-10/15/11 move 201 loads of ash @ 13.72 - 2,757.72 yards @ \$4.00	OCT-2011
15,564	Other	HAMBY CONSTRUCTION INC				5,117.34	501251	4043	Move ash - M dump - 10/01/11-10/15/11 move 86 loads of ash @ 14.876 - 1,279.336 yards @ \$4.00	OCT-2011
15,565	Other	HAMBY CONSTRUCTION INC				18,988.48	501251	4051	Move ash - V. dump - 10/16/11 to 10/31/11; move 346 loads of ash @ 13.72; 4,747.12 yards @ \$4.00	NOV-2011
15,566	Other	HAMBY CONSTRUCTION INC				2,439.66	501251	4051	Move ash - M. dump - 10/16/11 to 10/31/11; move 41 loads of ash @ 14.876; 609.916 yards @ \$4.00	NOV-2011
15,567	Other	HAMBY CONSTRUCTION INC				12,468.50	501251	4062	Clear rim ditch - dip ash pond - 11/03/11-11/18/11	NOV-2011
15,568	Other	HAMBY CONSTRUCTION INC				1,865.92	501251	4063	Move ash - V. dump - 11/01/11-11/15/11 - Move 34 loads of ash @ 13.72 466.48 yards @ \$4.00	NOV-2011
15,569	Other	HAMBY CONSTRUCTION INC				1,428.10	501251	4063	Move ash - M. dump - 11/01/11-11/15/11 move 24 loads of ash @ 14.876 357.024 yards @ \$4.00	NOV-2011
15,570	Other	HAMBY CONSTRUCTION INC				3,670.00	501251	4080	Dip ash - December 12-15, 2011 Trackhoe PC220W/operator	Dec-2011
15,571	Other	HAMBY CONSTRUCTION INC				367.00	501251	4080	Fuel surcharge	Dec-2011
15,572	Other	HAMBY CONSTRUCTION INC				418.00	590100	4103	Contract labor and equipment	Feb-2012
15,573	Other	HAMBY CONSTRUCTION INC				7,035.00	501251	4108	Dip ash - 01/06/12-01/30/12	Feb-2012
15,574	Other	HAMBY CONSTRUCTION INC				7,082.00	501251	4120	Dip Ash - February 6 - 17, 2012	Feb-2012
15,575	Other	HANCOCK MECHANICAL AND MACHINE				7,905.00	512100	00020541	INSTALL WELD OVERLAY ON 3 BROWN 3 843 MILL ROLLS (3@2635/EA)	AUG-2011
15,576	Other	HANCOCK MECHANICAL AND MACHINE				11,910.00	512100	00020709	REBUILD (6) C.E. 663 MILL ROLLS WITH A HIGH CHROME, HIGH CARBON ALLOY @1985/EA.	OCT-2011
15,577	Other	HANCOCK MECHANICAL AND MACHINE				(2,636.00)	512100	00020709	CORRECT ACCT - INVOICE 00020709	NOV-2011
15,578	Other	HANCOCK MECHANICAL AND MACHINE				2,805.00	512100	20896	LABOR TO MACHINE OUTSIDE DIAMETERS ON THREE MBF MILL ROLL HUBS AS PER PROPOSAL 7669	Jan-2012
15,579	Other	HANCOCK MECHANICAL AND MACHINE				8,612.00	512100	20997	REWELD ROLLS WITH HARDFACING BRINGING BACK TO ORIGINAL DIMENSIONS (5 @ 1883/EA)	Feb-2012
15,580	Other	HAROLD BECK AND SONS INC				5,375.95	512100	247807	REPAIR 11-408-062211-06-01 BECK DRIVE	Feb-2012
15,581	Other	HARRIS ENTERTAINMENT				186.11	921903	1072	Jim Smoak Duo 8/26/11 for IT event	OCT-2011
15,582	Other	HARSHAW TRANE SERVICES				1,994.00	511100	SALES00036838	SYSTEM EVALUATION OF THE MAIN OFFICE HVAC SYSTEM	JUL-2011
15,583	Other	HARSHAW TRANE SERVICES				1,803.90	511100	SALES00041049	VA BOX IN FITNESS CENTER	Jan-2012
15,584	Other	HARSHAW TRANE SERVICES				4,896.76	511100	SALES00041923	REPAIR DISPLAY ON BR3 CONTROL ROOM HVAC CHILLER	Feb-2012
15,585	Other	HARSHAW TRANE SERVICES				1,604.50	511100	SALES00041923	REPAIR DISPLAY ON BR3 CONTROL ROOM HVAC CHILLER	Feb-2012
15,586	Other	HARSHAW TRANE SERVICES				957.66	511100	SALES00043012	REPAIR MAIN OFFICE HVAC UNIT, SCU2	MAR-2012
15,587	Other	HASLER INC				240.00	921003	14932510	Rate & Structure Insurance for Postage Meter - KUGO	Jan-2012
15,588	Other	HAYES TESTING LABORATORY INC				1,797.00	553100	21984	Hayes Invoice 21984 - EW Brown Dix Dam Pipeline Inspection	MAY-2011
15,589	Other	HAYES TESTING LABORATORY INC				2,370.00	553100	22022	EW BROWN PIPELINE - DIX DAM INSPECTION - HAYES TESTING INVOICE 22022	Jun-2011
15,590	Other	HEATH CONSULTANTS				85.00	552100	80243	CALIBRATE G6-42 GA GAS ANALYZER	SEP-2011
15,591	Other	HELICOPTER MINIT MEN INC				2,288.50	563100	HI008994	pay invoice HI008994	APR-2011
15,592	Other	HELICOPTER MINIT MEN INC				2,089.50	563100	HI008994	pay invoice HI008994	APR-2011
15,593	Other	HELICOPTER MINIT MEN INC				5,034.67	563100	HI009090	pay invoice HI009090	APR-2011
15,594	Other	HELICOPTER MINIT MEN INC				4,305.00	563100	HI009090	pay invoice HI009090	APR-2011
15,595	Other	HELICOPTER MINIT MEN INC				3,565.00	563100	HI009206	pay invoice HI009206	Jun-2011
15,596	Other	HELICOPTER MINIT MEN INC				3,255.00	563100	HI009206	pay invoice HI009206	Jun-2011
15,597	Other	HELICOPTER MINIT MEN INC				747.50	563100	HI009207	pay invoice HI009207	Jun-2011
15,598	Other	HELICOPTER MINIT MEN INC				682.50	563100	HI009207	pay invoice HI009207	Jun-2011
15,599	Other	HELICOPTER MINIT MEN INC				8,901.00	563100	HI009290	pay invoice HI009290	Jun-2011
15,600	Other	HELICOPTER MINIT MEN INC				8,193.00	563100	HI009290	pay invoice HI009290	Jun-2011
15,601	Other	HELICOPTER MINIT MEN INC				12,085.96	563100	HI009346	CORRECT ACCT Fuel costs	JUL-2011
15,602	Other	HELICOPTER MINIT MEN INC				9,900.00	563100	HI009346	CORRECT ACCT Patrol rate	JUL-2011
15,603	Other	HELICOPTER MINIT MEN INC				8,970.00	563100	HI009346	pay invoice HI009346	JUL-2011

KENTUCKY UTILITIES COMPANY
Case No. 2012- 00221
Analysis of Professional Services Expenses For the Test Year

(A)	(B)	(C)	(D)	(E)	(F)	(G)	(H)	(I)		
Line No.	Type	Vendor	Rate Case	Audit	Other	Total	Account	Invoice	Description	Period
15,604	Other	HELICOPTER MINIT MEN INC				8,234.00	563100	HI009346	pay invoice HI009346	JUL-2011
15,605	Other	HELICOPTER MINIT MEN INC				5,301.85	563100	HI009375	pay invoice HI009375	AUG-2011
15,606	Other	HELICOPTER MINIT MEN INC				4,704.00	563100	HI009375	pay invoice HI009375	AUG-2011
15,607	Other	HELICOPTER MINIT MEN INC				7,590.00	563100	HI009403	pay invoice HI009403	SEP-2011
15,608	Other	HELICOPTER MINIT MEN INC				7,040.00	563100	HI009403	pay invoice HI009403	SEP-2011
15,609	Other	HELICOPTER MINIT MEN INC				3,898.50	563100	HI009424	pay invoice HI009424	OCT-2011
15,610	Other	HELICOPTER MINIT MEN INC				3,625.50	563100	HI009424	pay invoice HI009424	OCT-2011
15,611	Other	HELICOPTER MINIT MEN INC				3,463.80	563100	HI009446	pay invoice HI009446	NOV-2011
15,612	Other	HELICOPTER MINIT MEN INC				3,137.50	563100	HI009446	pay invoice HI009446	NOV-2011
15,613	Other	HELICOPTER MINIT MEN INC				2,815.20	563100	HI009488	pay invoice HI009488	Dec-2011
15,614	Other	HELICOPTER MINIT MEN INC				2,550.00	563100	HI009488	pay invoice HI009488	Dec-2011
15,615	Other	HELICOPTER MINIT MEN INC				14,620.61	563100	HI009510	CORRECT ACCT - pay invoice hi009510	Feb-2012
15,616	Other	HELICOPTER MINIT MEN INC				3,256.80	563100	HI009510	pay invoice hi009510	Jan-2012
15,617	Other	HELICOPTER MINIT MEN INC				2,950.00	563100	HI009510	pay invoice hi009510	Jan-2012
15,618	Other	HELICOPTER MINIT MEN INC				966.00	563100	HI009542	pay invoice HI009542	Feb-2012
15,619	Other	HELICOPTER MINIT MEN INC				875.00	563100	HI009542	pay invoice HI009542	Feb-2012
15,620	Other	HELICOPTER MINIT MEN INC				3,698.40	563100	HI009574	pay invoice hi009574	MAR-2012
15,621	Other	HELICOPTER MINIT MEN INC				3,425.00	563100	HI009574	pay invoice hi009574	MAR-2012
15,622	Other	HELICOPTER MINIT MEN INC				8,638.00	563100	HI009574	pay invoice hi009574	MAR-2012
15,623	Other	HELICOPTER MINIT MEN INC				7,825.00	563100	J702-0110-0312 Adjustment USD	Manual Accrual-Helicopter Minit-Men	MAR-2012
15,624	Other	HELICOPTER MINIT MEN INC				(5,290.00)	563100	J702-0110-0312 Adjustment USD	Manual Accrual-Helicopter Minit-Men	MAR-2012
15,625	Other	HELICOPTER MINIT MEN INC				(4,830.00)	563100	Reverses *J702-0110-0311 Adjustment USD	Manual Accrual-Helicopter Minit-Men	APR-2011
15,626	Other	HENDERSON MP&L				210.00	921903	Reverses *J702-0110-0311 Adjustment USD	Manual Accrual-Helicopter Minit-Men	APR-2011
15,627	Other	HENDERSON SERVICES LLC				446.73	921004	0082226	fiber services	SEP-2011
15,628	Other	HENDERSON SERVICES LLC				183.00	921004	111997	HENDERSON SERVICE ELECTRICAL SERVICE AT LG&E CENTER	APR-2011
15,629	Other	HENDERSON SERVICES LLC				2,063.02	921902	111998	HENDERSON SERVICE ELECTRICAL SERVICE AT LG&E CENTER	APR-2011
15,630	Other	HENDERSON SERVICES LLC				733.15	921004	112439	HENDERSON SERVICES-3RD FL GENERATION ENGINEERING - RENOVATION INV 11-2439 DATED 5/27/2011	Jun-2011
15,631	Other	HENDERSON SERVICES LLC				131.76	921004	112772	HENDERSON SERVICES LLC-LGEB ADDITIONAL WORK REQUESTED AFTER MAIL ROOM WAS FLOODED INV 11-2772 DATED 7/6/2011	JUL-2011
15,632	Other	HENDERSON SERVICES LLC				268.55	921002	112773	HENDERSON SERVICES-REPAIR FLOOD DAMAGE TO HARBOR GROUP ENGINEERING OFFICE DUE TO FLOOD IN LGE BLD BASEMENT - INV #11-2773 DATED 7/6/2011	AUG-2011
15,633	Other	HENDERSON SERVICES LLC				268.55	903930	112785	HENDERSON SERVICES LLC - PINEVILLE - ELECTRICAL FOR CALL CENTER. INVOICE 11-2785	JUL-2011
15,634	Other	HENDERSON SERVICES LLC				268.55	580100	112785	HENDERSON SERVICES LLC - PINEVILLE - ELECTRICAL FOR CALL CENTER. INVOICE 11-2785	JUL-2011
15,635	Other	HENDERSON SERVICES LLC				268.55	580100	112785	HENDERSON SERVICES LLC - PINEVILLE - ELECTRICAL FOR CALL CENTER. INVOICE 11-2785	JUL-2011
15,636	Other	HENDERSON SERVICES LLC				61.00	921004	112882	HENDERSON SERVICE ELECTRICAL SERVICE AT LG&E CENTER	JUL-2011
15,637	Other	HENDERSON SERVICES LLC				61.00	921004	112883	HENDERSON SERVICE ELECTRICAL SERVICE AT LG&E CENTER	JUL-2011
15,638	Other	HENDERSON SERVICES LLC				30.50	921004	112884	HENDERSON SERVICE ELECTRICAL SERVICE AT LG&E CENTER	JUL-2011
15,639	Other	HENDERSON SERVICES LLC				61.00	921004	112885	HENDERSON SERVICE ELECTRICAL SERVICE AT LG&E CENTER	JUL-2011
15,640	Other	HENDERSON SERVICES LLC				3,614.76	921004	113130	HENDERSON SERVICES-INSTALLATION OF ELECTRICAL FOR SIMPSONVILLE BUILDING AUTOMATION SYSTEM (REF #CB094-11)	AUG-2011
15,641	Other	HENDERSON SERVICES LLC				1,276.56	921004	113130	HENDERSON SERVICES-SIMPSONVILLE INSTALLATION OF ELECTRICAL FOR SEWAGE EJECTION PUMPS (REF #CB092-11)	AUG-2011
15,642	Other	HENDERSON SERVICES LLC				196.75	921004	113239	HENDERSON SERVICE ELECTRICAL SERVICE AT LG&E CENTER	AUG-2011
15,643	Other	HENDERSON SERVICES LLC				263.19	921004	113557	HENDERSON SERVICE ELECTRICAL SERVICE AT LG&E CENTER	SEP-2011
15,644	Other	HENDERSON SERVICES LLC				222.60	921004	113751	HENDERSON SERVICE ELECTRICAL SERVICE AT LG&E CENTER	SEP-2011
15,645	Other	HENDERSON SERVICES LLC				140.67	921004	113752	HENDERSON SERVICE ELECTRICAL SERVICE AT LG&E CENTER	OCT-2011
15,646	Other	HENDERSON SERVICES LLC				820.82	921004	113753	HENDERSON SERVICE ELECTRICAL SERVICE AT LG&E CENTER	OCT-2011
15,647	Other	HENDERSON SERVICES LLC				61.00	921004	113754	HENDERSON SERVICE ELECTRICAL SERVICE AT LG&E CENTER	OCT-2011
15,648	Other	HENDERSON SERVICES LLC				321.67	901001	114157	HENDERSON SERVICES-ELECTRICAL INSTALLATION 1ST FLOOR BOC FOR IRV HURST AREA (INV 11-4157)	NOV-2011
15,649	Other	HENDERSON SERVICES LLC				61.00	921004	114158	HENDERSON SERVICE ELECTRICAL SERVICE AT LG&E CENTER	NOV-2011
15,650	Other	HENDERSON SERVICES LLC				221.74	921004	114159	HENDERSON SERVICE ELECTRICAL SERVICE AT LG&E CENTER	NOV-2011
15,651	Other	HENDERSON SERVICES LLC				179.34	921004	114276	HENDERSON SERVICES-LGE CTR - 15TH FLOOR - REPLACE MOTION SENSOR - INV 11-4276 DATED 11/28/2011	NOV-2011

KENTUCKY UTILITIES COMPANY
Case No. 2012- 00221
Analysis of Professional Services Expenses For the Test Year

(A)	(B)	(C)	(D)	(E)	(F)	(G)	(H)	(I)		
Line No.	Type	Vendor	Rate Case	Audit	Other	Total	Account	Invoice	Description	Period
15,652	Other	HENDERSON SERVICES LLC				119.56	921004	114278	HENDERSON SERVICES-LGE CTR - GUARD CONSOLE- INSTALL TWO CAT 6 CABLES TO GUARD CONSOLE - INV 11-4278 DATED 11/28/2011	NOV-2011
15,653	Other	HENDERSON SERVICES LLC				4,233.90	921004	114444	HENDERSON SERVICES - BREAKER FOR SHELBYVILLE OFFICE TRANSFER SWITCH AS PER QUOTE	Dec-2011
15,654	Other	HENDERSON SERVICES LLC				746.64	921903	114447	HENDERSON SERVICES-LGE CTR 2ND FL-ELECTRICAL TO RE-WORK FURNITURE ON 2ND FL - INV 11-4447 DATED 12/12/2011	Dec-2011
15,655	Other	HENDERSON SERVICES LLC				162.69	921903	114447	HENDERSON SERVICES-LGE CTR 2ND FL-ELECTRICAL TO RE-WORK FURNITURE ON 2ND FL - INV 11-4447 DATED 12/12/2011	Dec-2011
15,656	Other	HENDERSON SERVICES LLC				765.99	921004	114448	HENDERSON SERVICES-FURNISH & INSTALL 2 COMPLETE V/D DROPS & 2 POWER CIRCUITS - LGE CTR 5TH FL	Dec-2011
15,657	Other	HENDERSON SERVICES LLC				680.88	921004	114448	HENDERSON SERVICES-FURNISH & INSTALL 2 COMPLETE V/D DROPS & 2 POWER CIRCUITS - LGE CTR 5TH FL	Dec-2011
15,658	Other	HENDERSON SERVICES LLC				30.50	921004	114614	HENDERSON SERVICE ELECTRICAL SERVICE AT LG&E CENTER	Dec-2011
15,659	Other	HENDERSON SERVICES LLC				61.00	921004	125572	HENDERSON SERVICE ELECTRICAL SERVICE AT LG&E CENTER	MAR-2012
15,660	Other	HENDERSON SERVICES LLC				61.00	921004	125573	HENDERSON SERVICE ELECTRICAL SERVICE AT LG&E CENTER	MAR-2012
15,661	Other	HENDERSON SERVICES LLC				182.96	921004	125574	HENDERSON SERVICE ELECTRICAL SERVICE AT LG&E CENTER	MAR-2012
15,662	Other	HENDERSON SERVICES LLC				183.00	921004	125575	HENDERSON SERVICE ELECTRICAL SERVICE AT LG&E CENTER	MAR-2012
15,663	Other	HENDERSON SERVICES LLC				91.50	921004	125576	HENDERSON SERVICE ELECTRICAL SERVICE AT LG&E CENTER	MAR-2012
15,664	Other	HENDRIX ELECTRIC INC				3,699.00	593001	20110374	Contract labor and equipment	MAY-2011
15,665	Other	HENDRIX ELECTRIC INC				2,126.93	590100	20110461	Contract labor and equipment	MAY-2011
15,666	Other	HENDRIX ELECTRIC INC				5,980.05	590100	20110462	Contract labor and equipment	MAY-2011
15,667	Other	HENDRIX ELECTRIC INC				13,399.45	593002	20110474	Contract labor and equipment	Jun-2011
15,668	Other	HENDRIX ELECTRIC INC				9,552.60	593002	20110910	KU Storm July 20-21; Invoice 2011-0910	Dec-2011
15,669	Other	HENDRIX ELECTRIC INC				1,089.00	593002	20110910	KU Storm July 20-21; Invoice 2011-0910	Dec-2011
15,670	Other	HENDRIX ELECTRIC INC				2,783.00	570100	20111365	misc jobs 2011-1365	Dec-2011
15,671	Other	HENDRIX ELECTRIC INC				792.44	570100	20111365	misc jobs 2011-1365	Dec-2011
15,672	Other	HENDRIX ELECTRIC INC				13,000.00	935403	20120090	contract labor and equipment	Jan-2012
15,673	Other	HENDRIX ELECTRIC INC				3,907.00	935403	20120090	contract labor and equipment	Jan-2012
15,674	Other	HENDRIX ELECTRIC INC				2,671.70	593002	20120414	Contract labor and equipment	MAR-2012
15,675	Other	HENDRIX ELECTRIC INC				9,323.33	593002	20120430	Contract labor and equipment	MAR-2012
15,676	Other	HENDRIX ELECTRIC INC				9,323.33	593002	20120431	Contract labor and equipment	MAR-2012
15,677	Other	HENRYS PLUMBING INC				225.00	511100	0026993IN	Service call to remove thermostat, relocate & install new thermostat & cycle unit for correct operation	APR-2011
15,678	Other	HENRYS PLUMBING INC				68.00	511100	0026993IN	Honeywell thermostat	APR-2011
15,679	Other	HENRYS PLUMBING INC				150.00	511100	0027033IN	Service call to rewire thermostat & air handler to run fan only or cool - Water Analysis Room	APR-2011
15,680	Other	HENRYS PLUMBING INC				187.50	511100	0027062IN	Service call to check 3rd floor a/c unit. Condensate drain line clogged. Cut lines, cleared & re-glued	APR-2011
15,681	Other	HENRYS PLUMBING INC				8.00	511100	0027062IN	Materials necessary to complete repair of 3rd floor a/c unit	APR-2011
15,682	Other	HENRYS PLUMBING INC				112.50	511100	0027067IN	Cleared utility sink drain at Guard Shack	APR-2011
15,683	Other	HENRYS PLUMBING INC				20.00	511100	0027067IN	Drain machine necessary to clear utility sink drain at Guard Shack	APR-2011
15,684	Other	HENRYS PLUMBING INC				2,531.25	511100	0027148IN	Service call to perform annual spring a/c servicing & cleaning and recover old refrigerant from coal yard a/c unit	APR-2011
15,685	Other	HENRYS PLUMBING INC				737.00	511100	0027148IN	Materials necessary to perform annual spring a/c servicing & cleaning and recovery of old refrigerant from coal yard a/c unit	APR-2011
15,686	Other	HENRYS PLUMBING INC				372.00	511100	0027174IN	(2) 460V fan motors	APR-2011
15,687	Other	HENRYS PLUMBING INC				262.50	511100	0027174IN	Service call to replace (2) a/c motors & broken fan blade on control room rooftop a/c unit	APR-2011
15,688	Other	HENRYS PLUMBING INC				76.00	511100	0027174IN	RUDD a/c fan blade	APR-2011
15,689	Other	HENRYS PLUMBING INC				337.50	511100	0027232IN	Repaired freon leak on main men's locker room A/C unit & cycled for correct operation	MAY-2011
15,690	Other	HENRYS PLUMBING INC				226.26	511100	0027232IN	R-22 refrigerant -- 11.313 lbs.	MAY-2011
15,691	Other	HENRYS PLUMBING INC				57.75	511100	0027232IN	Recovered R-22 refrigerant -- 9.625 lbs.	MAY-2011
15,692	Other	HENRYS PLUMBING INC				20.00	511100	0027232IN	Vacuum pump/torches	MAY-2011
15,693	Other	HENRYS PLUMBING INC				225.00	513100	0027629IN	Labor to check Elevator Control Room A/C & recharge	Jun-2011
15,694	Other	HENRYS PLUMBING INC				24.00	513100	0027629IN	134A Refrigerant	Jun-2011
15,695	Other	HENRYS PLUMBING INC				187.50	511100	0027809IN	Service call to check Boiler #5 Precipitator Control Room A/C - cleaned dirty coil & reset	JUL-2011
15,696	Other	HENRYS PLUMBING INC				6.00	511100	0027809IN	Coil cleaner	JUL-2011
15,697	Other	HENRYS PLUMBING INC				162.50	511100	0027967IN	Labor to check Men's Locker Room A/C unit and replace contactor	AUG-2011

KENTUCKY UTILITIES COMPANY
Case No. 2012- 00221
Analysis of Professional Services Expenses For the Test Year

(A)	(B)	(C)	(D)	(E)	(F)	(G)	(H)	(I)		
Line No.	Type	Vendor	Rate Case	Audit	Other	Total	Account	Invoice	Description	Period
15,698	Other	HENRYS PLUMBING INC				35.50	511100	0027967IN	40 amp contactor	AUG-2011
15,699	Other	HENRYS PLUMBING INC				150.00	511100	0028077IN	Service call to check A/C in Lab and reset circuit breaker on air handler	AUG-2011
15,700	Other	HENRYS PLUMBING INC				150.00	511100	0028714IN	Cleared sink drain in men's restroom -- Breakroom	Dec-2011
15,701	Other	HENRYS PLUMBING INC				15.00	511100	0028714IN	Drain machine	Dec-2011
15,702	Other	HENRYS PLUMBING INC				262.50	511100	0028810IN	Checked unit heater @ contractor trailer & Reznor heater @ shipping area. Ordered blower motor.	Dec-2011
15,703	Other	HENRYS PLUMBING INC				150.00	511100	0028868IN	Replaced temperature limit control @ contractor trailer	Dec-2011
15,704	Other	HENRYS PLUMBING INC				38.00	511100	0028868IN	Limit Control	Dec-2011
15,705	Other	HERRINGTON LAKE CONSERVATION LEAGUE				4,000.00	500900	HERRIN090311	HERRINGTON LAKE CONSERVATION LEAGUE - ORLANDO - CLEAN-UP BY JOHN TUDOR COMPANY @ HOT WATER CREEK (PER REQUEST OF KU) - INVOICE #HERRIN093011	OCT-2011
15,706	Other	HERRINGTON LAKE CONSERVATION LEAGUE				800.00	500900	HERRIN122011	HERRINGTON LAKE CONSERVATION LEAGUE - ORLANDO - CLEAN-UP BY JOHN TUDOR COMPANY @ HOT WATER CREEK (PER REQUEST OF KU) - INVOICE #HERRIN093011	Dec-2011
15,707	Other	HEWITT ASSOCIATES LLC				784.00	921902	MAH0006496	2011 IEHRA & 2011 SAP salary surveys	Dec-2011
15,708	Other	HEWITT ASSOCIATES LLC				1,029.00	921902	MAH0006979	2011 IEHRA & 2011 SAP salary surveys	Dec-2011
15,709	Other	HIBBS ELECTROMECHANICAL INC				(3,500.00)	512100	0024404	CORRECT SALES TAX ACCT	APR-2011
15,710	Other	HIBBS ELECTROMECHANICAL INC				(431.70)	512100	0024404	CORRECT ACCT	APR-2011
15,711	Other	HIBBS ELECTROMECHANICAL INC				5,029.67	512100	0024548	PROVIDE EQUIPMENT AND MANPOWER TO COMPLETE OFFLINE MOTOR TESTING OF BROWN 3 MOTORS	MAY-2011
15,712	Other	HIBBS ELECTROMECHANICAL INC				3,457.60	512005	0024548	PROVIDE EQUIPMENT AND MANPOWER TO COMPLETE OFFLINE MOTOR TESTING OF BROWN FGD 3 MOTORS	MAY-2011
15,713	Other	HIBBS ELECTROMECHANICAL INC				(529.67)	512100	0024548	INVOICE 0024548	MAY-2011
15,714	Other	HIBBS ELECTROMECHANICAL INC				4,399.50	512100	0024569	Labor to repair #5 BFP motor	APR-2011
15,715	Other	HIBBS ELECTROMECHANICAL INC				7,314.00	512100	0024712	labor to clean inspect and repair 5-2 FD fan motor	MAY-2011
15,716	Other	HIBBS ELECTROMECHANICAL INC				5,724.00	512100	0024717	labor to repair 4-2 Condensate Pump motor	MAY-2011
15,717	Other	HIBBS ELECTROMECHANICAL INC				1,203.00	512100	24780	labor to repair #7 BFP motor	Jun-2011
15,718	Other	HIBBS ELECTROMECHANICAL INC				5,364.00	512100	24781	labor to set and align #5 BFP	Jun-2011
15,719	Other	HIBBS ELECTROMECHANICAL INC				16,379.86	512100	24782	labor to align pumps, motors and fans during Unit 4 outage	Jun-2011
15,720	Other	HIBBS ELECTROMECHANICAL INC				2,528.50	512100	0025360	Laser alignment of #7 Boiler Feed Pump	SEP-2011
15,721	Other	HIBBS ELECTROMECHANICAL INC				3,119.63	512100	0025553	PROVIDE EQUIPMENT AND MANPOWER TO COMPLET OFFLINE MOTOR TESTING OF BROWN 2 MOTORS	OCT-2011
15,722	Other	HIBBS ELECTROMECHANICAL INC				1,370.25	512017	0025714	Green River -- Labor to laser align #4 Ash Sluice Pump Motor	NOV-2011
15,723	Other	HIBBS ELECTROMECHANICAL INC				2,951.60	512100	25764	Labor to check balance & vibration, collect phase, amp and spectral data & hot balance #5 Boiler Recirculation Fan	Dec-2011
15,724	Other	HIBBS ELECTROMECHANICAL INC				351.13	512100	25764	CORRECT ACCT ECS Travel time -- 1.75 hrs. RT & 3.25 hrs. OT	Dec-2011
15,725	Other	HIBBS ELECTROMECHANICAL INC				1,575.50	513100	26034	Labor to perform thermography survey on GR3	Feb-2012
15,726	Other	HIBBS ELECTROMECHANICAL INC				1,575.50	513100	26034	Labor to perform thermography survey on GR4	Feb-2012
15,727	Other	HIBBS ELECTROMECHANICAL INC				119.25	513100	26034	Travel time to complete thermography survey on GR4	Feb-2012
15,728	Other	HIBBS ELECTROMECHANICAL INC				119.25	513100	26034	Travel time to complete infrared survey on GR3	Feb-2012
15,729	Other	HIBBS ELECTROMECHANICAL INC				336.44	513100	26035	Labor to perform rotor bar testing on GR4	Feb-2012
15,730	Other	HIBBS ELECTROMECHANICAL INC				336.43	513100	26035	Labor to perform rotor bar testing on GR3	Feb-2012
15,731	Other	HIBBS ELECTROMECHANICAL INC				56.32	513100	26035	Travel time to complete rotor bar testing on GR4	Feb-2012
15,732	Other	HIBBS ELECTROMECHANICAL INC				56.31	513100	26035	Travel time to complete rotor bar testing on GR3	Feb-2012
15,733	Other	HIBBS ELECTROMECHANICAL INC				449.69	512100	26036	Labor to collect vibration route data & complete vibration analysis of GR3	Feb-2012
15,734	Other	HIBBS ELECTROMECHANICAL INC				449.69	512100	26036	Labor to collect vibration data and perform vibration analysis on GR4	Feb-2012
15,735	Other	HIBBS ELECTROMECHANICAL INC				49.69	512100	26036	Travel time - GR3	Feb-2012
15,736	Other	HIBBS ELECTROMECHANICAL INC				49.68	512100	26036	Travel time - GR4	Feb-2012
15,737	Other	HIBBS ELECTROMECHANICAL INC				1,774.88	512100	0026212	Vibration analysis on No. 6 BFP	MAR-2012
15,738	Other	HIBBS ELECTROMECHANICAL INC				1,180.50	512100	0026213	Balance 5-3 primary air fan	MAR-2012
15,739	Other	HIBBS ELECTROMECHANICAL INC				2,199.11	512100	0026325	Repair & balance 5-1 bearing water pump motor	MAR-2012
15,740	Other	HIBBS ELECTROMECHANICAL INC				420.95	512100	0026325	Materials necessary to complete repairs of 5-1 bearing water pump motor	MAR-2012
15,741	Other	HMS EMPLOYER SOLUTIONS				1,860.00	923900	CK2058	HMS Employer Solutions Invoice # CK2058	NOV-2011
15,742	Other	HMS EMPLOYER SOLUTIONS				4,804.99	923900	CK2274	HMS Employer Solutions Invoice # CK2274	Dec-2011
15,743	Other	HOFFER FLOW CONTROLS INC				4,255.00	553100	75378	CALIBRATION AND REPAIR OF FLOW METERS - S/N 48054, 50688, 54498, & 58972	MAY-2011
15,744	Other	HOLGER LUKAS PE CCP				2,500.00	553100	P0400397	PROJECTED MEETING EXPENSES	SEP-2011
15,745	Other	HOLGER LUKAS PE CCP				2,500.00	553100	P0400397	PROJECTED MEETING EXPENSES	SEP-2011
15,746	Other	Honeywell				894.77	512100	J091-0100-0112 Accrual USD	Honeywell Green River	Jan-2012
15,747	Other	Honeywell				894.77	512100	J091-0100-0212 Accrual USD	Honeywell Green River	Feb-2012

KENTUCKY UTILITIES COMPANY
Case No. 2012- 00221
Analysis of Professional Services Expenses For the Test Year

(A)	(B)	(C)	(D)	(E)	(F)	(G)	(H)	(I)		
Line No.	Type	Vendor	Rate Case	Audit	Other	Total	Account	Invoice	Description	Period
15,748	Other	Honeywell				894.77	512100	J091-0100-0312 Accrual USD	Honeywell Green River	MAR-2012
15,749	Other	Honeywell				956.87	512100	J091-0100-0411 Accrual USD	Honeywell Green River	APR-2011
15,750	Other	Honeywell				956.87	512100	J091-0100-0511 Accrual USD	Honeywell Green River	MAY-2011
15,751	Other	Honeywell				956.84	512100	J091-0100-0611 Accrual USD	Honeywell Green River	Jun-2011
15,752	Other	Honeywell				956.87	512100	J091-0100-0711 Accrual USD	Honeywell Green River	JUL-2011
15,753	Other	Honeywell				956.87	512100	J091-0100-0811 Accrual USD	Honeywell Green River	AUG-2011
15,754	Other	Honeywell				956.87	512100	J091-0100-0911 Accrual USD	Honeywell Green River	SEP-2011
15,755	Other	Honeywell				956.87	512100	J091-0100-1011 Accrual USD	Honeywell Green River	OCT-2011
15,756	Other	Honeywell				956.87	512100	J091-0100-1111 Accrual USD	Honeywell Green River	NOV-2011
15,757	Other	Honeywell				956.84	512100	J091-0100-1211 Accrual USD	Honeywell Green River	Dec-2011
15,758	Other	Honeywell				97,100.29	908005	J703-0020-0312 Adjustment USD	Honeywell - Ph2 Mar	MAR-2012
15,759	Other	Honeywell				23,278.36	908005	J703-0020-0312 Adjustment USD	Honeywell - Ph1 Mar	MAR-2012
15,760	Other	Honeywell				21,653.85	908005	J703-0110-0312 Adjustment USD	Honeywell	MAR-2012
15,761	Other	Honeywell				5,837.72	908005	J703-0110-0312 Adjustment USD	Honeywell	MAR-2012
15,762	Other	Honeywell				(35,621.96)	908005	Reverses *J703-0110-0311 Adjustment USD	Honeywell	APR-2011
15,763	Other	Honeywell				(19,446.95)	908005	Reverses *J703-0110-0311 Adjustment USD	Honeywell	APR-2011
15,764	Other	Honeywell				(5,989.00)	908005	Reverses *J703-0110-0311 Adjustment USD	Honeywell	APR-2011
15,765	Other	Honeywell				(5,833.95)	908005	Reverses *J703-0110-0311 Adjustment USD	Honeywell	APR-2011
15,766	Other	HONEYWELL INDUSTRY SOLUTIONS				3,525.60	512100	5222111352	Migration of OPM, per LGE-KU Service Agreement	Jun-2011
15,767	Other	HONEYWELL INDUSTRY SOLUTIONS				3,102.53	512100	5222111352	Migration of OPM, per LGE-KU Service Agreement -- OT hrs.	Jun-2011
15,768	Other	HONEYWELL INDUSTRY SOLUTIONS				1,228.58	512100	5222111352	Travel and living expenses	Jun-2011
15,769	Other	HONEYWELL INDUSTRY SOLUTIONS				7,160.62	500900	5222933706	MATRIXON (DIVISION OF HONEYWELL) - WILSON - NERC CIP Consulting Support	Jan-2012
15,770	Other	HONEYWELL INTERNATIONAL INC				12,500.00	908005	3574734	Honeywell Invoice 3574734, Home Energy Analysis Program Start up Fee	MAR-2012
15,771	Other	HONEYWELL INTERNATIONAL INC				3,066.59	908005	3523355R4	Small Commercial Audit	MAY-2011
15,772	Other	HONEYWELL INTERNATIONAL INC				60,761.46	908005	3529538R3	WeCare Installation	MAY-2011
15,773	Other	HONEYWELL INTERNATIONAL INC				19,466.95	908005	3529965R2	Residential Audit	MAY-2011
15,774	Other	HONEYWELL INTERNATIONAL INC				6,648.95	908005	3529965R2	Residential Audit	MAY-2011
15,775	Other	HONEYWELL INTERNATIONAL INC				1,272.74	908005	3529965R4	Small Commercial Audit	MAY-2011
15,776	Other	HONEYWELL INTERNATIONAL INC				65,137.98	908005	3534675R3	WeCare Installation	MAY-2011
15,777	Other	HONEYWELL INTERNATIONAL INC				12,796.30	908005	3534676R2	Residential Audit	MAY-2011
15,778	Other	HONEYWELL INTERNATIONAL INC				4,293.38	908005	3534676R2	Residential Audit	MAY-2011
15,779	Other	HONEYWELL INTERNATIONAL INC				53,983.55	908005	3539358R3	WeCare Installation	Jun-2011
15,780	Other	HONEYWELL INTERNATIONAL INC				5,808.00	908005	3539393R2	Residential Audit	Jun-2011
15,781	Other	HONEYWELL INTERNATIONAL INC				1,108.02	908005	3539393R2	Residential Audit	Jun-2011
15,782	Other	HONEYWELL INTERNATIONAL INC				88,662.98	908005	3543126R3	WeCare Installation	JUL-2011
15,783	Other	HONEYWELL INTERNATIONAL INC				9,619.80	908005	3543127R2	Residential Audit	JUL-2011
15,784	Other	HONEYWELL INTERNATIONAL INC				3,287.94	908005	3543127R2	Residential Audit	JUL-2011
15,785	Other	HONEYWELL INTERNATIONAL INC				358.77	908005	3543127R5	Small Commercial Audit	OCT-2011
15,786	Other	HONEYWELL INTERNATIONAL INC				11,208.05	908005	3545312R2	Residential Audit	AUG-2011
15,787	Other	HONEYWELL INTERNATIONAL INC				3,356.44	908005	3545312R2	Residential Audit	AUG-2011
15,788	Other	HONEYWELL INTERNATIONAL INC				122,650.47	908005	3546574R3	WeCare Installation	AUG-2011
15,789	Other	HONEYWELL INTERNATIONAL INC				64,400.45	908005	3551185R3	WeCare-Honeywell-KU Phase2: Invoice Number 3551185-R3 (Tier A 2, Tier B 8, Tier C 58, Total 68)	OCT-2011
15,790	Other	HONEYWELL INTERNATIONAL INC				6,638.75	908005	3551185R4	WeCare-Honeywell-KU Phase1: Invoice Number 3551185-R4 (Tier A 3, Tier B 6, Tier C 19, Total 28)	OCT-2011
15,791	Other	HONEYWELL INTERNATIONAL INC				11,208.05	908005	3551722R2	Residential Audit	SEP-2011
15,792	Other	HONEYWELL INTERNATIONAL INC				3,858.48	908005	3551722R2	Residential Audit	SEP-2011
15,793	Other	HONEYWELL INTERNATIONAL INC				6,992.46	908005	3555096R1	WeCare Installation	OCT-2011
15,794	Other	HONEYWELL INTERNATIONAL INC				25,526.05	908005	3555096R3	WeCare-Honeywell-KU Phase2: Invoice Number 3555096-R3 (Tier A 0, Tier B 1, Tier C 24, Total 25)	OCT-2011
15,795	Other	HONEYWELL INTERNATIONAL INC				732.50	908005	3555096R4	WeCare-Honeywell-KU Phase2: Invoice Number 3555096-R4 (Tier A 0 Tier B 0, Tier C 3, Total 3)	OCT-2011
15,796	Other	HONEYWELL INTERNATIONAL INC				15,643.84	908005	3555097R2	Residential Audit	OCT-2011
15,797	Other	HONEYWELL INTERNATIONAL INC				5,317.68	908005	3555097R2	Residential Audit	OCT-2011
15,798	Other	HONEYWELL INTERNATIONAL INC				19,784.60	908005	3558907R2	Residential Audit	NOV-2011
15,799	Other	HONEYWELL INTERNATIONAL INC				7,047.32	908005	3558907R2	Residential Audit	NOV-2011
15,800	Other	HONEYWELL INTERNATIONAL INC				6,992.46	908005	3558909R1	WeCare Installation	NOV-2011
15,801	Other	HONEYWELL INTERNATIONAL INC				4,472.47	908005	3558909R3	WeCare-Honeywell-KU Phase2: Invoice Number 3558909-R3 (3043-667) - (Tier A 0, Tier B 1, Tier C 3, Total)	NOV-2011

KENTUCKY UTILITIES COMPANY
Case No. 2012- 00221
Analysis of Professional Services Expenses For the Test Year

(A)	(B)	(C)	(D)	(E)	(F)	(G)	(H)	(I)		
Line No.	Type	Vendor	Rate Case	Audit	Other	Total	Account	Invoice	Description	Period
15,802	Other	HONEYWELL INTERNATIONAL INC				6,992.46	908005	3563398R1	WeCare Installation	Dec-2011
15,803	Other	HONEYWELL INTERNATIONAL INC				8,082.99	908005	3563398R3	WeCare-Honeywell-KU Phase2: Invoice Number 3558909-R3 (3043-667) - (Tier A 0, Tier B 1, Tier C 3, Total)	Dec-2011
15,804	Other	HONEYWELL INTERNATIONAL INC				3,780.00	908005	3563398R4	WeCare-Honeywell-KU Phase2: Invoice Number 3555096-R4 (Tier A 0 Tier B 0, Tier C 3, Total 3)	Dec-2011
15,805	Other	HONEYWELL INTERNATIONAL INC				15,019.85	908005	3563399R2	Residential Audit	Dec-2011
15,806	Other	HONEYWELL INTERNATIONAL INC				4,904.79	908005	3563399R2	Residential Audit	Dec-2011
15,807	Other	HONEYWELL INTERNATIONAL INC				6,992.46	908005	3567166R1	WeCare Installation	Jan-2012
15,808	Other	HONEYWELL INTERNATIONAL INC				9,634.63	908005	3567166R3	WeCare-Honeywell-KU Phase2: Invoice Number 3558909-R3 (3043-667) - (Tier A 0, Tier B 1, Tier C 3, Total)	Jan-2012
15,809	Other	HONEYWELL INTERNATIONAL INC				4,488.75	908005	3567166R4	WeCare-Honeywell-KU Phase2: Invoice Number 3555096-R4 (Tier A 0 Tier B 0, Tier C 3, Total 3)	Jan-2012
15,810	Other	HONEYWELL INTERNATIONAL INC				10,255.10	908005	3567167R2	Residential Audit	Jan-2012
15,811	Other	HONEYWELL INTERNATIONAL INC				2,646.78	908005	3567167R2	Residential Audit	Jan-2012
15,812	Other	HONEYWELL INTERNATIONAL INC				6,992.46	908005	3570669R1	WeCare Installation	MAR-2012
15,813	Other	HONEYWELL INTERNATIONAL INC				18,844.89	908005	3570905R2	Residential Audit	Feb-2012
15,814	Other	HONEYWELL INTERNATIONAL INC				6,992.46	908005	3574976R1	WeCare Installation	MAR-2012
15,815	Other	HONEYWELL INTERNATIONAL INC				17,426.44	908005	3574976R3	WeCare Installation	MAR-2012
15,816	Other	HONEYWELL INTERNATIONAL INC				3,307.50	908005	3574976R4	WeCare-Honeywell-LGE Phase1: Invoice Number 3563398-R2 - (3043-670) - (Tier A 14, Tier B 32, Tier C 1, Total 47)	MAR-2012
15,817	Other	HONEYWELL INTERNATIONAL INC				3,578.53	908005	SMCOMMA-04-2011-KU	Small Commercial Audit	MAY-2011
15,818	Other	HONEYWELL INTERNATIONAL INC				1,375.54	908005	SMCOMMA-05-2011-KU	Small Commercial Audit	Jun-2011
15,819	Other	HONEYWELL INTERNATIONAL INC				1,990.28	908005	SMCOMMA-06-2011-KU	Small Commercial Audit	AUG-2011
15,820	Other	HONEYWELL INTERNATIONAL INC				3,169.39	908005	SMCOMMA-07-2011-KU	Small Commercial Audit	AUG-2011
15,821	Other	HOWDEN NORTH AMERICA INC				60,235.00	512100	POI001607	Scope of work in Howden Propossal H293-211 to refurbish (1) Brown Boiler Feed Pump Fluid Drive	NOV-2011
15,822	Other	HOWDEN NORTH AMERICA INC				14,459.24	512100	POI001899	NEED TIA ON SITE FOR FLUID DRIVES FOR UNIT 2 FALL OUTAGE 2011 - FOR FD FANDS AND FOR BFP 2-1 AND 2-2 FD FAN FLUID DRIVE. T&M DURING OUTAGE	Dec-2011
15,823	Other	HOWDEN NORTH AMERICA INC				14,459.23	512100	POI001899	NEED TIA ON SITE FOR FLUID DRIVES FOR UNIT 2 FALL OUTAGE 2011 - FOR FD FANDS AND FOR BFP 2-1 AND 2-2 FD FAN FLUID DRIVE. T&M DURING OUTAGE	Dec-2011
15,824	Other	HOWDEN NORTH AMERICA INC				15,502.05	512100	POI001971	T/M ALLOWANCE FOR TFA FOR 2-2 BFP FLUID DRIVE	Dec-2011
15,825	Other	HOWELL AND HOWELL CONTRACTORS INC				8,220.00	544100	16047	Clean and Paint Dix Unit 2 Shaft Tube as per e-mail Dated May 12th 2011	Jun-2011
15,826	Other	HR LINK GROUP INC				2,423.00	935488	13667	Temporary IT Resources	APR-2011
15,827	Other	HR LINK GROUP INC				2,544.15	935488	13668	Temporary IT Resources	APR-2011
15,828	Other	HR LINK GROUP INC				5,936.70	935488	13669	Temporary IT Resources	APR-2011
15,829	Other	HR LINK GROUP INC				6,058.00	935488	13693	Temporary IT Resources (Ravi Arusam - Award Rec)	MAY-2011
15,830	Other	HR LINK GROUP INC				5,088.30	935488	13694	Temporary IT Resource - Venu Eligeti	MAY-2011
15,831	Other	HR LINK GROUP INC				6,360.90	935488	13695	Temporary IT Resource - Ashwani Mittal	MAY-2011
15,832	Other	HR LINK GROUP INC				4,668.30	935488	13782	Temporary IT Resource - Ashwani Mittal	Jun-2011
15,833	Other	HR LINK GROUP INC				424.20	935488	13783	Temporary IT Resource - Venu Eligeti	Jun-2011
15,834	Other	HR LINK GROUP INC				424.20	935488	13839	Temporary IT Resource - Ashwani Mittal	JUL-2011
15,835	Other	HR LINK GROUP INC				808.00	935488	13841	Temporary IT Resources (Ravi Arusam - Award Rec)	JUL-2011
15,836	Other	HR LINK GROUP INC				1,212.00	935488	13916	Temporary IT Resources (Ravi Arusam - Award Rec)	AUG-2011
15,837	Other	HR LINK GROUP INC				5,940.90	935488	13917	Temporary IT Resource - Ashwani Mittal	AUG-2011
15,838	Other	HR LINK GROUP INC				4,850.00	935488	13975	Temporary IT Resources (Ravi Arusam - Award Rec)	SEP-2011
15,839	Other	HR LINK GROUP INC				5,516.70	935488	13977	Temporary IT Resource - Ashwani Mittal	SEP-2011
15,840	Other	HR LINK GROUP INC				4,850.00	935488	14016	Temporary IT Resources (Ravi Arusam - Award Rec)	OCT-2011
15,841	Other	HR LINK GROUP INC				1,697.85	935488	14017	Temporary IT Resource - Ashwani Mittal	OCT-2011
15,842	Other	HR LINK GROUP INC				848.40	923900	14018	Temporary IT Resource - Venu Eligeti	OCT-2011
15,843	Other	HR LINK GROUP INC				424.20	935488	14067	Temporary IT Resource - Ashwani Mittal	NOV-2011
15,844	Other	HR LINK GROUP INC				3,233.00	935488	14068	Temporary IT Resources (Ravi Arusam - Award Rec)	NOV-2011
15,845	Other	HR LINK GROUP INC				2,122.05	935488	14069	Temporary IT Resource - Venu Eligeti	NOV-2011
15,846	Other	HR LINK GROUP INC				2,546.25	923900	14113	Temporary IT Resource - Ashwani Mittal	Dec-2011
15,847	Other	HR LINK GROUP INC				424.20	935488	14113	Temporary IT Resource - Ashwani Mittal	Dec-2011
15,848	Other	HR LINK GROUP INC				2,425.00	935488	14114	Temporary IT Resources (Ravi Arusam - Award Rec)	Dec-2011
15,849	Other	HR LINK GROUP INC				2,425.00	935488	14160	Temporary IT Resources (Ravi Arusam - Award Rec)	Jan-2012
15,850	Other	HR LINK GROUP INC				808.00	923900	14160	Temporary IT Resources (Ravi Arusam - Award Rec)	Jan-2012
15,851	Other	HR LINK GROUP INC				2,970.45	923900	14161	Temporary IT Resource - Ashwani Mittal	Jan-2012

KENTUCKY UTILITIES COMPANY
Case No. 2012- 00221
Analysis of Professional Services Expenses For the Test Year

(A)	(B)	(C)	(D)	(E)	(F)	(G)	(H)	(I)		
Line No.	Type	Vendor	Rate Case	Audit	Other	Total	Account	Invoice	Description	Period
15,852	Other	HR LINK GROUP INC				2,122.05	935488	14162	Temporary IT Resource - Venu Eligeti	Jan-2012
15,853	Other	HR LINK GROUP INC				3,233.00	935488	14204	Temporary IT Resources (Ravi Arusam - Award Rec)	Feb-2012
15,854	Other	HR LINK GROUP INC				404.00	923900	14204	Temporary IT Resources (Ravi Arusam - Award Rec)	Feb-2012
15,855	Other	HR LINK GROUP INC				1,697.85	923900	14205	Temporary IT Resource - Ashwani Mittal	Feb-2012
15,856	Other	HR LINK GROUP INC				848.40	935488	14206	Temporary IT Resource - Venu Eligeti	Feb-2012
15,857	Other	HR LINK GROUP INC				2,021.00	935488	14232	Temporary IT Resources (Ravi Arusam - Award Rec)	MAR-2012
15,858	Other	HR LINK GROUP INC				848.40	935488	14233	Temporary IT Resource - Ashwani Mittal	MAR-2012
15,859	Other	HR LINK GROUP INC				424.20	923900	14233	Temporary IT Resource - Ashwani Mittal	MAR-2012
15,860	Other	HR LINK GROUP INC				2,970.45	935488	14234	Temporary IT Resource - Venu Eligeti	MAR-2012
15,861	Other	HR LINK GROUP INC				1,680.00	908005	14234	Temporary IT Resource - Venu Eligeti	MAR-2012
15,862	Other	HUDSON MFG AND MACHINE SHOP INC				1,510.00	512100	57085	Machine work on 16"OD x 11" ID pipe for 14" Main Steam Stop Valve - Unit #4	MAY-2011
15,863	Other	HUMAN SYSTEMS TECHNOLOGY				480.65	921902	0911LGE3360	CORRECT ACCT ECS Test Specialist Professional Services Retainer Fee for ES/ED	OCT-2011
15,864	Other	HUSSUNG MECHANICAL CONTRACTORS INC				2,150.00	921004	1532LGEKU01	For the re-balance of the 2nd. floor air supply	SEP-2011
15,865	Other	HUSSUNG MECHANICAL CONTRACTORS INC				3,439.20	514100	F03704KU	PAYMENT OF INVOICE #F03704KU--INSPECTIONS ON SPRINKLER SYSTEMS	Jun-2011
15,866	Other	HUSSUNG MECHANICAL CONTRACTORS INC				2,246.20	514100	F03709KU	PAYMENT OF INVOICE #F03709KU-INSPECTIONS ON SPRINKLER SYSTEM IN PLANT	Jun-2011
15,867	Other	HYDRATECH ENGINEERED PRODUCTS LLC				1,500.00	511100	111711	SERVICE REP TO SUPERVISE/TRAIN KU EMPLOYEES (NO HANDS ON WORK BY HYDRATECH REP. ON SITE)	OCT-2011
15,868	Other	HYDRAULIC SPECIALISTS INC				625.00	512100	52852	SERVICE CALL TO REPAIR COAL SAMPLE AUGER	OCT-2011
15,869	Other	IBM CORPORATION				758.31	923900	9346150	EDI monthly maintenance lease payment	Dec-2011
15,870	Other	IBM CORPORATION				768.07	923900	9363530	EDI monthly maintenance lease payment	Dec-2011
15,871	Other	IBM CORPORATION				768.07	923900	9386844	EDI monthly maintenance lease payment	Feb-2012
15,872	Other	IBM CORPORATION				768.07	923900	9421717	EDI monthly maintenance lease payment	MAR-2012
15,873	Other	ICF RESOURCES LLC				6,900.00	908005	2011033891	ICF Invoice # 2011-033891 -- Demand Side & EE Rev. for period of 4/1/2011 to 4/29/2011	Jun-2011
15,874	Other	ICS ELECTRICAL SERVICES INC				22,167.00	512100	3218	UNIT 3 SPRING OUTAGE CALIBRATIONS - 3 WEEKS	MAY-2011
15,875	Other	ICS ELECTRICAL SERVICES INC				9,174.00	512100	3597	LABOR FOR U2 FALL OUTAGE CALIBRATIONS - OCTOBER 17-20, 2011	NOV-2011
15,876	Other	IGNITE BUSINESS COACHING				2,090.95	903936	LGE2	Tuning Phase of coaching for Tim Melton	NOV-2011
15,877	Other	IHS GLOBAL INC				5,398.94	921902	52850	IHS Global Inc. Subscription 1/1/12-3/31/12	Feb-2012
15,878	Other	IKON OFFICE SOLUTIONS				6,885.91	921903	C0389524	Estimated Click Charges for 48 months (\$0.0077 (black & white)/ and \$0.0730 (color))	MAY-2011
15,879	Other	IKON OFFICE SOLUTIONS				4,565.50	921903	C0389524	Fleet Management Monthly Fee Services Start date 11/1/2010	MAY-2011
15,880	Other	IKON OFFICE SOLUTIONS				9,066.62	921903	C0390201	Estimated Click Charges for 48 months (\$0.0077 (black & white)/ and \$0.0730 (color))	Jun-2011
15,881	Other	IKON OFFICE SOLUTIONS				4,565.50	921903	C0390201	Fleet Management Monthly Fee Services Start date 11/1/2010	Jun-2011
15,882	Other	IKON OFFICE SOLUTIONS				18,017.92	921903	C0390846	Estimated Click Charges for 48 months (\$0.0077 (black & white)/ and \$0.0730 (color))	Jun-2011
15,883	Other	IKON OFFICE SOLUTIONS				4,565.50	921903	C0390846	Fleet Management Monthly Fee Services Start date 11/1/2010	Jun-2011
15,884	Other	IKON OFFICE SOLUTIONS				8,196.22	921903	C0391338	Estimated Click Charges for 48 months (\$0.0077 (black & white)/ and \$0.0730 (color))	JUL-2011
15,885	Other	IKON OFFICE SOLUTIONS				4,565.50	921903	C0391338	Fleet Management Monthly Fee Services Start date 11/1/2010	JUL-2011
15,886	Other	IKON OFFICE SOLUTIONS				11,507.23	921903	C0392157	Estimated Click Charges for 48 months (\$0.0077 (black & white)/ and \$0.0730 (color))	SEP-2011
15,887	Other	IKON OFFICE SOLUTIONS				4,565.50	921903	C0392157	Fleet Management Monthly Fee Services Start date 11/1/2010	SEP-2011
15,888	Other	IKON OFFICE SOLUTIONS				12,217.79	921903	C0392779	Estimated Click Charges for 48 months (\$0.0077 (black & white)/ and \$0.0730 (color))	SEP-2011
15,889	Other	IKON OFFICE SOLUTIONS				4,565.50	921903	C0392779	Fleet Management Monthly Fee Services Start date 11/1/2010	SEP-2011
15,890	Other	IKON OFFICE SOLUTIONS				9,439.63	921903	C0393349	Estimated Click Charges for 48 months (\$0.0077 (black & white)/ and \$0.0730 (color))	NOV-2011
15,891	Other	IKON OFFICE SOLUTIONS				4,565.50	921903	C0393349	Fleet Management Monthly Fee Services Start date 11/1/2010	NOV-2011
15,892	Other	IKON OFFICE SOLUTIONS				11,140.98	921903	C0394057	Estimated Click Charges for 48 months (\$0.0077 (black & white)/ and \$0.0730 (color))	Dec-2011
15,893	Other	IKON OFFICE SOLUTIONS				4,565.50	921903	C0394057	Fleet Management Monthly Fee Services Start date 11/1/2010	Dec-2011
15,894	Other	IKON OFFICE SOLUTIONS				8,572.99	921903	C0394611	Estimated Click Charges for 48 months (\$0.0077 (black & white)/ and \$0.0730 (color))	Dec-2011
15,895	Other	IKON OFFICE SOLUTIONS				4,565.50	921903	C0394611	Fleet Management Monthly Fee Services Start date 11/1/2010	Dec-2011
15,896	Other	IKON OFFICE SOLUTIONS				10,017.30	921903	C0395416	Estimated Click Charges for 48 months (\$0.0077 (black & white)/ and \$0.0730 (color))	Feb-2012

KENTUCKY UTILITIES COMPANY
Case No. 2012- 00221
Analysis of Professional Services Expenses For the Test Year

(A)	(B)	(C)	(D)	(E)	(F)	(G)	(H)	(I)		
Line No.	Type	Vendor	Rate Case	Audit	Other	Total	Account	Invoice	Description	Period
15,897	Other	IKON OFFICE SOLUTIONS				4,565.50	921903	C0395416	Fleet Management Monthly Fee Services Start date 11/1/2010	Feb-2012
15,898	Other	IKON OFFICE SOLUTIONS				12,436.33	921903	C0396078	Estimated Click Charges for 48 months (\$0.0077 (black & white)/ and \$0.0730 (color))	MAR-2012
15,899	Other	IKON OFFICE SOLUTIONS				4,565.50	921903	C0396078	Fleet Management Monthly Fee Services Start date 11/1/2010	MAR-2012
15,900	Other	IKT LLC				5,495.00	512100	I0003795	CERTIFY 1C CONVEYOR COAL SCALE	APR-2011
15,901	Other	IKT LLC				1,995.00	512100	I0003843	CERTIFY 1C CONVEYOR COAL SCALE	APR-2011
15,902	Other	IKT LLC				3,150.00	511100	I0004005	SLUDGE POND CLEANOUT	MAY-2011
15,903	Other	IKT LLC				5,040.00	511100	I0004086	SLUDGE POND CLEANOUT	MAY-2011
15,904	Other	IKT LLC				6,160.00	511100	I0004321	LABOR TO MOVE GRAVEL (SETTLING BASIN #1 DREDGING)	Jun-2011
15,905	Other	IKT LLC				4,585.00	511100	I0004475	SETTLING BASIN #1 CLEANOUT	JUL-2011
15,906	Other	IKT LLC				6,265.00	512017	I0004690	LABOR FOR THE PRIMARY ASH POND ATB#1 RIM DITCH	AUG-2011
15,907	Other	IKT LLC				2,170.00	511100	I0005417	TRIXLE RENT FOR SETTLING BASIN #1 CLEAN OUT	Feb-2012
15,908	Other	IKT LLC				4,970.00	511100	I0005516	PROVIDE FOUR (4) TRUCKS FOR 16 HOURS EACH & DRIVER FOR DREDGING SETTLING BASIN #1	Feb-2012
15,909	Other	IMPERIAL TOOL AND MANUFACTURING CO INC				400.00	512100	10736	WORM GEAR REPAIR. OPEN ID AND EDM KEYWAY (LABOR)	MAR-2012
15,910	Other	IMR METALLURGICAL SERVICES				3,042.50	512100	12902	IMR METALLURGICAL SERVICES - THURSTON - For Metallurgical Failure Analysis of Fan Blades from an Induced Draft Fan at the Ghent #4 Facility. (Estimate #5-20-2011 LG&E KU)	JUL-2011
15,911	Other	IMR METALLURGICAL SERVICES				2,465.00	513100	13422	SERVO EVALUATION	NOV-2011
15,912	Other	IMR METALLURGICAL SERVICES				2,792.50	512100	13526	BARGE UNLOADER BUCKET PLATE METALLURGICAL EVALUATION	NOV-2011
15,913	Other	IMR METALLURGICAL SERVICES				1,650.00	513100	13682	MICRO FOURIER TRANSFORMED INFARED SPECTROSCOPY (MICRO FTIR)	Feb-2012
15,914	Other	IMR METALLURGICAL SERVICES				240.00	513100	13682	DATA ANALYSIS AND REVIEW	Feb-2012
15,915	Other	IMR METALLURGICAL SERVICES				1,935.15	510100	14039	IMR METALLURGICAL SERVICES - THURSTON - FAILURE ANALYSIS OF CR 62 BFP MOTOR FAN RING - PER COST ESTIMATE #02-24-0-2012 LG&E	MAR-2012
15,916	Other	INCRP INC				4,232.75	512100	20350	PAYMENT OF INVOICE #20350--LABOR TO WORK ON U3 PENTHOUSE HEADERS WEEK ENDING	APR-2011
15,917	Other	INCRP INC				551.60	512100	20350	PAYMENT OF INVOICE #20350--LABOR TO WORK ON U3 PENTHOUSE HEADERS WEEK ENDING	APR-2011
15,918	Other	INCRP INC				298.00	512017	20351	PAYMENT OF INVOICE #20351--LABOR TO WORK ON U3 ECONOMIZER HOPPER PIPING	APR-2011
15,919	Other	INCRP INC				228.30	512017	20351	PAYMENT OF INVOICE #20351--LABOR TO WORK ON U3 ECONOMIZER HOPPER PIPING	APR-2011
15,920	Other	INCRP INC				9,909.95	512100	20352	PAYMENT OF INVOICE #20352--LABOR TO WORK ON U3 BOILER HOT REHEAT HEADER WEEK ENDING	APR-2011
15,921	Other	INCRP INC				2,064.45	512100	20352	PAYMENT OF INVOICE #20352--LABOR TO WORK ON U3 BOILER HOT REHEAT HEADER WEEK ENDING	APR-2011
15,922	Other	INCRP INC				144.50	511100	20353	PAYMENT OF INVOICE #20353--LABOR TO WORK ON U1 MISC. INSULATION	APR-2011
15,923	Other	INCRP INC				50.60	511100	20353	PAYMENT OF INVOICE #20353--LABOR TO WORK ON U1 MISC. INSULATION	APR-2011
15,924	Other	INCRP INC				489.45	511100	20354	PAYMENT OF INVOICE #20354--LABOR TO WORK ON U1 MISC INSULATION HOT REHEAT PIPING 2ND FLOOR	APR-2011
15,925	Other	INCRP INC				144.50	511100	20354	PAYMENT OF INVOICE #20354--LABOR TO WORK ON U1 MISC INSULATION HOT REHEAT PIPING 2ND FLOOR	APR-2011
15,926	Other	INCRP INC				14,833.80	511100	20355	PAYMENT OF INVOICE #20355--LABOR TO WORK ON U3 MISC SCAFFOLDING	APR-2011
15,927	Other	INCRP INC				3,422.70	511100	20355	PAYMENT OF INVOICE #20355--LABOR TO WORK ON U3 MISC SCAFFOLDING	APR-2011
15,928	Other	INCRP INC				5,528.60	513100	20356	PAYMENT OF INVOICE #20356--LABOR TO WORK ON U3 TURBINE	APR-2011
15,929	Other	INCRP INC				3,074.65	513100	20356	PAYMENT OF INVOICE #20356--LABOR TO WORK ON U3 TURBINE	APR-2011
15,930	Other	INCRP INC				4,252.25	512100	20357	PAYMENT OF INVOICE #20357--LABOR TO WORK ON U3 MISC INSULATION WEEK ENDING	APR-2011
15,931	Other	INCRP INC				1,339.05	512100	20357	PAYMENT OF INVOICE #20357--LABOR TO WORK ON U3 MISC INSULATION WEEK ENDING	APR-2011
15,932	Other	INCRP INC				3,163.61	511100	20358	PAYMENT OF INVOICE #20358--3RD PARTY SERVICES	APR-2011
15,933	Other	INCRP INC				809.60	513100	20359	Insulation repairs	APR-2011
15,934	Other	INCRP INC				404.80	511100	20359	Insulation repairs	APR-2011
15,935	Other	INCRP INC				253.00	512100	20359	Insulation repairs for w/e	APR-2011
15,936	Other	INCRP INC				199.43	513100	20359	Scaffolding	APR-2011
15,937	Other	INCRP INC				176.70	512017	20360	Abatement repairs	APR-2011
15,938	Other	INCRP INC				157.56	512100	20360	Abatement repairs for w/e	APR-2011
15,939	Other	INCRP INC				117.80	511100	20360	Abatement repairs	APR-2011

KENTUCKY UTILITIES COMPANY
Case No. 2012- 00221
Analysis of Professional Services Expenses For the Test Year

(A)	(B)	(C)	(D)	(E)	(F)	(G)	(H)	(I)		
Line No.	Type	Vendor	Rate Case	Audit	Other	Total	Account	Invoice	Description	Period
15,940	Other	INCORP INC				860.20	512011	20361	Insulation repairs resident business partner	APR-2011
15,941	Other	INCORP INC				860.20	512011	20361	Insulation repairs resident business partner	APR-2011
15,942	Other	INCORP INC				101.20	512017	20361	Insulation repairs resident business partner	APR-2011
15,943	Other	INCORP INC				101.20	512017	20361	Insulation repairs- resident business partner	APR-2011
15,944	Other	INCORP INC				50.60	512100	20361	Insulation repairs - resident business partner	APR-2011
15,945	Other	INCORP INC				50.60	512100	20361	Insulation repairs resident business partner	APR-2011
15,946	Other	INCORP INC				203.45	511100	20364	PAYMENT OF INVOICE #20364--3RD PARTY SERVICES	APR-2011
15,947	Other	INCORP INC				151.19	511100	20368	Scaffolding	APR-2011
15,948	Other	INCORP INC				5,262.57	511100	20401	PAYMENT OF INVOICE #20401--3RD PARTY BILLINGS	APR-2011
15,949	Other	INCORP INC				6,032.76	512005	20402	PAYMENT OF INVOICE #20402--3RD PARTY BILLINGS FOR U3 ANNUAL OUTAGE	APR-2011
15,950	Other	INCORP INC				18,623.10	512100	20417	LABOR AND MATERIAL TO WORK ON U3 BOILER SUPERHEAT DIV WALL	APR-2011
15,951	Other	INCORP INC				3,557.35	512100	20417	LABOR AND MATERIAL TO WORK ON U3 BOILER SUPERHEAT DIV WALL	APR-2011
15,952	Other	INCORP INC				317.07	512100	20417	LABOR AND MATERIAL TO WORK ON U3 BOILER SUPERHEAT DIV WALL	APR-2011
15,953	Other	INCORP INC				1,850.50	512100	20418	PAYMENT OF INVOICE #20418--LABOR TO WORK ON U3 SUPERHEAT SPRAY NOZZLES	APR-2011
15,954	Other	INCORP INC				711.55	512100	20418	PAYMENT OF INVOICE #20418--LABOR TO WORK ON U3 SUPERHEAT SPRAY NOZZLES	APR-2011
15,955	Other	INCORP INC				1,829.70	511100	20419	PAYMENT OF INVOICE #20419--LABOR TO WORK ON U3 MISC. SCAFFOLDING	APR-2011
15,956	Other	INCORP INC				736.35	511100	20419	PAYMENT OF INVOICE #20419--LABOR TO WORK ON U3 MISC. SCAFFOLDING	APR-2011
15,957	Other	INCORP INC				5,076.70	512100	20420	PAYMENT OF INVOICE #20420--LABOR TO WORK ON U3 HOT REHEAT HEADER	APR-2011
15,958	Other	INCORP INC				675.30	512100	20420	PAYMENT OF INVOICE #20420--LABOR TO WORK ON U3 HOT REHEAT HEADER	APR-2011
15,959	Other	INCORP INC				275.50	511100	20421	PAYMENT OF INVOICE #20421--LABOR TO WORK ON U1 MISC. SCAFFOLDING	APR-2011
15,960	Other	INCORP INC				177.10	511100	20421	PAYMENT OF INVOICE #20421--LABOR TO WORK ON U1 MISC. SCAFFOLDING	APR-2011
15,961	Other	INCORP INC				1,661.50	511100	20422	PAYMENT OF INVOICE #20422--LABOR TO WORK ON U1 MISC. INSULATION	APR-2011
15,962	Other	INCORP INC				1,472.60	511100	20422	PAYMENT OF INVOICE #20422--LABOR TO WORK ON U1 MISC. INSULATION	APR-2011
15,963	Other	INCORP INC				10,786.30	511100	20423	PAYMENT OF INVOICE #20423--LABOR TO WORK ON U3 MISC SCAFFOLDING	APR-2011
15,964	Other	INCORP INC				5,010.00	511100	20423	PAYMENT OF INVOICE #20423--LABOR TO WORK ON U3 MISC SCAFFOLDING	APR-2011
15,965	Other	INCORP INC				7,724.60	513100	20424	PAYMENT OF INVOICE #20424--LABOR TO WORK ON U3 TURBINE	APR-2011
15,966	Other	INCORP INC				1,375.90	513100	20424	PAYMENT OF INVOICE #20424--LABOR TO WORK ON U3 TURBINE	APR-2011
15,967	Other	INCORP INC				470.60	512100	20425	PAYMENT OF INVOICE #20425--LABOR TO WORK ON U3 MISC. INSULATION	APR-2011
15,968	Other	INCORP INC				328.90	512100	20425	PAYMENT OF INVOICE #20425--LABOR TO WORK ON U3 MISC. INSULATION	APR-2011
15,969	Other	INCORP INC				6,355.00	512005	20426	PAYMENT OF INVOICE #20426--LABOR TO WORK ON U3-1 ABSORBER INLET DUCT	APR-2011
15,970	Other	INCORP INC				1,569.20	512005	20426	PAYMENT OF INVOICE #20426--LABOR TO WORK ON U3-1 ABSORBER INLET DUCT	APR-2011
15,971	Other	INCORP INC				78.78	511100	20432	Abatement repairs for w/e 04/03/11 - resident business partner	APR-2011
15,972	Other	INCORP INC				1,872.20	512011	20433	Insulation repairs for w/e 04/03/11	APR-2011
15,973	Other	INCORP INC				199.43	512011	20433	Scaffolding for w/e 04/03/11	APR-2011
15,974	Other	INCORP INC				151.80	511100	20433	Insulation repairs for w/e 04/03/11	APR-2011
15,975	Other	INCORP INC				137.20	512100	20433	Insulation repairs	APR-2011
15,976	Other	INCORP INC				68.60	512100	20433	Insulation repairs	APR-2011
15,977	Other	INCORP INC				171.50	512100	20442	T/M EFFORT TO INSTALL MINERAL WOOL TO PATCH EXPANSION JOINT LEAK ON 3-1 ID FAN	APR-2011
15,978	Other	INCORP INC				29,657.21	512100	20449	MATERIAL TO WORK ON U3 BOILER WALLS SUPERHEAT DIVISION WALLS	APR-2011
15,979	Other	INCORP INC				4,741.18	511100	20460	THIRD PARTY SERVICES AT GHENT	APR-2011
15,980	Other	INCORP INC				190.63	512100	20462	Abatement repairs for w/e 04/10/11	APR-2011
15,981	Other	INCORP INC				30.80	513100	20462	Abatement repairs for w/e 04/10/11	APR-2011
15,982	Other	INCORP INC				46.10	511100	20463	Insulation repairs for w/e 04/10/10Scaffold Foremen hours, w/e 04/10/11 Insulation	APR-2011
15,983	Other	INCORP INC				17,651.25	512100	20471	PAYMENT OF INVOICE #20471--LABOR TO WORK ON U3 BOILER SUPERHEAT DIV WALL WEEK ENDING 4/3/11	APR-2011

KENTUCKY UTILITIES COMPANY
Case No. 2012- 00221
Analysis of Professional Services Expenses For the Test Year

(A)	(B)	(C)	(D)	(E)	(F)	(G)	(H)	(I)		
Line No.	Type	Vendor	Rate Case	Audit	Other	Total	Account	Invoice	Description	Period
15,984	Other	INCORP INC				1,631.20	512100	20471	PAYMENT OF INVOICE #20471--LABOR TO WORK ON U3 BOILER SUPERHEAT DIV WALL WEEK ENDING 4/3/11	APR-2011
15,985	Other	INCORP INC				593.80	512100	20472	PAYMENT OF INVOICE #20472--LABOR TO WORK ON U3 EHEATER WEEK ENDING 4/3/11	APR-2011
15,986	Other	INCORP INC				404.20	512100	20472	PAYMENT OF INVOICE #20472--LABOR TO WORK ON U3 EHEATER WEEK ENDING 4/3/11	APR-2011
15,987	Other	INCORP INC				782.10	512100	20473	PAYMENT OF INVOICE #20473--LABOR TO WORK ON RECLAIM #2 FEEDER CHUTE WEEK ENDING 4/3/11	APR-2011
15,988	Other	INCORP INC				137.20	512100	20473	PAYMENT OF INVOICE #20473--LABOR TO WORK ON RECLAIM #2 FEEDER CHUTE WEEK ENDING 4/3/11	APR-2011
15,989	Other	INCORP INC				2,586.00	512100	20474	PAYMENT OF INVOICE #20474--MISC. SCAFFOLDING FOR WEEK ENDING 4/3/11	APR-2011
15,990	Other	INCORP INC				733.80	512100	20474	PAYMENT OF INVOICE #20474--MISC. SCAFFOLDING FOR WEEK ENDING 4/3/11	APR-2011
15,991	Other	INCORP INC				901.40	512100	20475	PAYMENT OF INVOICE #20475--LABOR TO WORK ON U3 SUPERHEAT SPRAY HEADER PENTHOUSE WEEK ENDING 4/3/11	APR-2011
15,992	Other	INCORP INC				274.40	512100	20475	PAYMENT OF INVOICE #20475--LABOR TO WORK ON U3 SUPERHEAT SPRAY HEADER PENTHOUSE WEEK ENDING 4/3/11	APR-2011
15,993	Other	INCORP INC				15,488.90	511100	20476	PAYMENT OF INVOICE #20476--LABOR TO WORK ON U3 MISC. SCAFFOLDING WEEK ENDING 4/3/11	APR-2011
15,994	Other	INCORP INC				4,376.90	511100	20476	PAYMENT OF INVOICE #20476--LABOR TO WORK ON U3 MISC. SCAFFOLDING WEEK ENDING 4/3/11	APR-2011
15,995	Other	INCORP INC				2,438.70	511100	20477	PAYMENT OF INVOICE #20477--LABOR TO WORK ON U3 MISC SCAFFOLDING WEEK ENDING 4/3/11	APR-2011
15,996	Other	INCORP INC				5,524.40	513100	20478	PAYMENT OF INVOICE #20478--LABOR TO WORK ON U3 TURBINE WEEK ENDING 4/3/11	APR-2011
15,997	Other	INCORP INC				1,027.30	513100	20478	PAYMENT OF INVOICE #20478--LABOR TO WORK ON U3 TURBINE WEEK ENDING 4/3/11	APR-2011
15,998	Other	INCORP INC				1,433.80	512100	20479	PAYMENT OF INVOICE #20479--LABOR TO WORK ON U3 MISC INSULATION WEEK ENDING 4/3/11	APR-2011
15,999	Other	INCORP INC				984.00	512100	20479	PAYMENT OF INVOICE #20479--LABOR TO WORK ON U3 MISC INSULATION WEEK ENDING 4/3/11	APR-2011
16,000	Other	INCORP INC				1,014.90	512005	20480	PAYMENT OF INVOICE #20480--LABOR TO WORK ON U3 ABSORBER INLET DUCT WEEK ENDING 4/3/11	APR-2011
16,001	Other	INCORP INC				247.40	512005	20480	PAYMENT OF INVOICE #20480--LABOR TO WORK ON U3 ABSORBER INLET DUCT WEEK ENDING 4/3/11	APR-2011
16,002	Other	INCORP INC				101.20	512100	20481	PAYMENT OF INVOICE #20481--LABOR TO WORK ON U1 BLA W3 ROOT VALVE WEEK ENDING 4/3/11	APR-2011
16,003	Other	INCORP INC				1,254.00	512100	20482	PAYMENT OF INVOICE #20482--LABOR TO WORK ON U3 SYPERHEAT SPRAY NOZZLE LOWER WEST WEEK ENDING 4/3/11	APR-2011
16,004	Other	INCORP INC				250.80	512100	20482	PAYMENT OF INVOICE #20482--LABOR TO WORK ON U3 SYPERHEAT SPRAY NOZZLE LOWER WEST WEEK ENDING 4/3/11	APR-2011
16,005	Other	INCORP INC				2,309.87	511100	20502	THIRD PARTY BILLING FOR THE GHENT STATION	APR-2011
16,006	Other	INCORP INC				353.10	512100	20502	THIRD PARTY BILLING FOR THE GHENT STATION	APR-2011
16,007	Other	INCORP INC				351.94	513100	20502	THIRD PARTY BILLING FOR THE GHENT STATION	APR-2011
16,008	Other	INCORP INC				349.24	512100	20502	THIRD PARTY BILLING FOR THE GHENT STATION	APR-2011
16,009	Other	INCORP INC				737.60	512100	20525	Scaffold/insulation repairs for w/e 04/17/11	APR-2011
16,010	Other	INCORP INC				734.90	512100	20525	Scaffold/insulation repairs for w/e 04/17/11	APR-2011
16,011	Other	INCORP INC				393.60	511100	20525	Scaffold/insulation repairs for w/e 04/17/11	APR-2011
16,012	Other	INCORP INC				289.00	511100	20525	Scaffold/insulation repairs for w/e 04/17/11	APR-2011
16,013	Other	INCORP INC				479.44	511100	20526	Abatement repairs for w/e 04/17/11	APR-2011
16,014	Other	INCORP INC				61.60	512100	20526	Abatement repairs for w/e 04/17/11	APR-2011
16,015	Other	INCORP INC				510.40	513100	20534	PAYMENT OF INVOICE #20534--LABOR TO WORK ON U3 CIRC WATER RETURN PIPING WEEK ENDING 4/10/11	APR-2011
16,016	Other	INCORP INC				14,401.20	511100	20536	PAYMENT OF INVOICE #20536--LABOR TO WORK ON U3 MISC SCAFFOLDING WEEK ENDING 4/10/11	APR-2011
16,017	Other	INCORP INC				3,200.08	511100	20536	PAYMENT OF INVOICE #20536--LABOR TO WORK ON U3 MISC SCAFFOLDING WEEK ENDING 4/10/11	APR-2011
16,018	Other	INCORP INC				3,485.51	513100	20537	PAYMENT OF INVOICE #20537--LABOR TO WORK ON U3 TURBINE WEEK ENDING 4/10/11	APR-2011

KENTUCKY UTILITIES COMPANY
Case No. 2012- 00221
Analysis of Professional Services Expenses For the Test Year

(A)	(B)	(C)	(D)	(E)	(F)	(G)	(H)	(I)		
Line No.	Type	Vendor	Rate Case	Audit	Other	Total	Account	Invoice	Description	Period
16,019	Other	INCORP INC				1,228.70	513100	20537	PAYMENT OF INVOICE #20537--LABOR TO WORK ON U3 TURBINE WEEK ENDING 4/10/11	APR-2011
16,020	Other	INCORP INC				830.28	512100	20538	PAYMENT OF INVOICE #20538--LABOR TO WORK ON U3 MISC INSULATION WEEK ENDING 4/10/11	APR-2011
16,021	Other	INCORP INC				804.57	512100	20538	PAYMENT OF INVOICE #20538--LABOR TO WORK ON U3 MISC INSULATION WEEK ENDING 4/10/11	APR-2011
16,022	Other	INCORP INC				590.78	512100	20539	PAYMENT OF INVOICE #20539--LABOR TO WORK ON 2011 MISC. SCAFFOLDING WEEK ENDING 4/10/11	APR-2011
16,023	Other	INCORP INC				314.92	512100	20539	PAYMENT OF INVOICE #20539--LABOR TO WORK ON 2011 MISC. SCAFFOLDING WEEK ENDING 4/10/11	APR-2011
16,024	Other	INCORP INC				818.45	512100	20540	PAYMENT OF INVOICE #20540--LABOR TO WORK ON U3 HEAT SPRAY NOZZLE LOWER WEST WEEK ENDING 4/10/11	APR-2011
16,025	Other	INCORP INC				253.92	512100	20540	PAYMENT OF INVOICE #20540--LABOR TO WORK ON U3 HEAT SPRAY NOZZLE LOWER WEST WEEK ENDING 4/10/11	APR-2011
16,026	Other	INCORP INC				751.50	512100	20542	PAYMENT OF INVOICE #20542--LABOR TO WORK ON U3 SUPERHEATER SPRAY LINER WEEK ENDING 4/10/11	APR-2011
16,027	Other	INCORP INC				128.86	512100	20542	PAYMENT OF INVOICE #20542--LABOR TO WORK ON U3 SUPERHEATER SPRAY LINER WEEK ENDING 4/10/11	APR-2011
16,028	Other	INCORP INC				2,361.10	512100	20543	PAYMENT OF INVOICE #20543--LABOR TO WORK ON U1 ID FANS WEEK ENDING 4/10/11	APR-2011
16,029	Other	INCORP INC				500.26	512100	20543	PAYMENT OF INVOICE #20543--LABOR TO WORK ON U1 ID FANS WEEK ENDING 4/10/11	APR-2011
16,030	Other	INCORP INC				2,752.61	512100	20564	Insulation repairs for w/e 04/24/11	MAY-2011
16,031	Other	INCORP INC				1,256.22	512100	20564	Insulation repairs for w/e 04/24/11	MAY-2011
16,032	Other	INCORP INC				967.22	512100	20564	Insulation repairs for w/e 04/24/11	MAY-2011
16,033	Other	INCORP INC				948.09	512100	20564	Insulation repairs for w/e 04/24/11	MAY-2011
16,034	Other	INCORP INC				877.50	512100	20564	Insulation repairs for w/e 04/24/11	MAY-2011
16,035	Other	INCORP INC				867.00	512100	20564	Insulation repairs for w/e 04/24/11	MAY-2011
16,036	Other	INCORP INC				802.50	514100	20564	Insulation repairs for w/e 04/24/11	MAY-2011
16,037	Other	INCORP INC				722.50	512100	20564	Insulation repairs for w/e 04/24/11	MAY-2011
16,038	Other	INCORP INC				722.50	513100	20564	Insulation repairs for w/e 04/24/11	MAY-2011
16,039	Other	INCORP INC				588.50	512100	20564	Insulation repairs for w/e 04/24/11	MAY-2011
16,040	Other	INCORP INC				433.50	512100	20564	Insulation repairs for w/e 04/24/11	MAY-2011
16,041	Other	INCORP INC				413.33	512100	20564	Insulation repairs for w/e 04/24/11	MAY-2011
16,042	Other	INCORP INC				333.53	512100	20564	Insulation repairs for w/e 04/24/11	MAY-2011
16,043	Other	INCORP INC				314.93	512100	20564	Insulation repairs for w/e 04/24/11	MAY-2011
16,044	Other	INCORP INC				295.20	512100	20564	Insulation repairs for w/e 04/24/11	MAY-2011
16,045	Other	INCORP INC				289.00	512100	20564	Insulation repairs for w/e 04/24/11	MAY-2011
16,046	Other	INCORP INC				246.00	512100	20564	Insulation repairs for w/e 04/24/11	MAY-2011
16,047	Other	INCORP INC				246.00	513100	20564	Insulation repairs for w/e 04/24/11	MAY-2011
16,048	Other	INCORP INC				147.60	512100	20564	Insulation repairs for w/e 04/24/11	MAY-2011
16,049	Other	INCORP INC				108.21	512100	20564	Insulation repairs for w/e 04/24/11	MAY-2011
16,050	Other	INCORP INC				108.21	512100	20564	Insulation repairs for w/e 04/24/11	MAY-2011
16,051	Other	INCORP INC				98.40	512100	20564	Insulation repairs for w/e 04/24/11	MAY-2011
16,052	Other	INCORP INC				63.46	512100	20564	Insulation repairs for w/e 04/24/11	MAY-2011
16,053	Other	INCORP INC				368.18	514100	20590	T/M ALLOWANCE FOR MISCELLANEOUS INSULATION, SCAFFOLDING AND ABATEMENT DURING UNIT 3 OUTAGE	MAY-2011
16,054	Other	INCORP INC				245.45	512100	20590	T/M ALLOWANCE FOR MISCELLANEOUS INSULATION, SCAFFOLDING AND ABATEMENT DURING UNIT 3 OUTAGE	MAY-2011
16,055	Other	INCORP INC				122.72	512100	20590	T/M ALLOWANCE FOR MISCELLANEOUS INSULATION, SCAFFOLDING AND ABATEMENT DURING UNIT 3 OUTAGE	MAY-2011
16,056	Other	INCORP INC				122.72	512100	20590	T/M ALLOWANCE FOR MISCELLANEOUS INSULATION, SCAFFOLDING AND ABATEMENT DURING UNIT 3 OUTAGE	MAY-2011
16,057	Other	INCORP INC				81.82	512100	20590	T/M ALLOWANCE FOR MISCELLANEOUS INSULATION, SCAFFOLDING AND ABATEMENT DURING UNIT 3 OUTAGE	MAY-2011
16,058	Other	INCORP INC				40.91	512100	20590	T/M ALLOWANCE FOR MISCELLANEOUS INSULATION, SCAFFOLDING AND ABATEMENT DURING UNIT 3 OUTAGE	MAY-2011
16,059	Other	INCORP INC				591.71	514100	20601	T/M ALLOWANCE FOR MISCELLANEOUS INSULATION, SCAFFOLDING AND ABATEMENT DURING UNIT 3 OUTAGE	MAY-2011

KENTUCKY UTILITIES COMPANY
Case No. 2012- 00221
Analysis of Professional Services Expenses For the Test Year

(A)	(B)	(C)	(D)	(E)	(F)	(G)	(H)	(I)		
Line No.	Type	Vendor	Rate Case	Audit	Other	Total	Account	Invoice	Description	Period
16,060	Other	INCORP INC				394.48	512100	20601	T/M ALLOWANCE FOR MISCELLANEOUS INSULATION, SCAFFOLDING AND ABATEMENT DURING UNIT 3 OUTAGE	MAY-2011
16,061	Other	INCORP INC				197.24	512100	20601	T/M ALLOWANCE FOR MISCELLANEOUS INSULATION, SCAFFOLDING AND ABATEMENT DURING UNIT 3 OUTAGE	MAY-2011
16,062	Other	INCORP INC				197.24	512100	20601	T/M ALLOWANCE FOR MISCELLANEOUS INSULATION, SCAFFOLDING AND ABATEMENT DURING UNIT 3 OUTAGE	MAY-2011
16,063	Other	INCORP INC				131.50	512100	20601	T/M ALLOWANCE FOR MISCELLANEOUS INSULATION, SCAFFOLDING AND ABATEMENT DURING UNIT 3 OUTAGE	MAY-2011
16,064	Other	INCORP INC				65.75	512100	20601	T/M ALLOWANCE FOR MISCELLANEOUS INSULATION, SCAFFOLDING AND ABATEMENT DURING UNIT 3 OUTAGE	MAY-2011
16,065	Other	INCORP INC				58.74	514100	20605	T/M ALLOWANCE FOR MISCELLANEOUS INSULATION, SCAFFOLDING AND ABATEMENT DURING UNIT 3 OUTAGE	MAY-2011
16,066	Other	INCORP INC				39.17	512100	20605	T/M ALLOWANCE FOR MISCELLANEOUS INSULATION, SCAFFOLDING AND ABATEMENT DURING UNIT 3 OUTAGE	MAY-2011
16,067	Other	INCORP INC				19.58	512100	20605	T/M ALLOWANCE FOR MISCELLANEOUS INSULATION, SCAFFOLDING AND ABATEMENT DURING UNIT 3 OUTAGE	MAY-2011
16,068	Other	INCORP INC				19.58	512100	20605	T/M ALLOWANCE FOR MISCELLANEOUS INSULATION, SCAFFOLDING AND ABATEMENT DURING UNIT 3 OUTAGE	MAY-2011
16,069	Other	INCORP INC				13.06	512100	20605	T/M ALLOWANCE FOR MISCELLANEOUS INSULATION, SCAFFOLDING AND ABATEMENT DURING UNIT 3 OUTAGE	MAY-2011
16,070	Other	INCORP INC				6.53	512100	20605	T/M ALLOWANCE FOR MISCELLANEOUS INSULATION, SCAFFOLDING AND ABATEMENT DURING UNIT 3 OUTAGE	MAY-2011
16,071	Other	INCORP INC				1,817.85	514100	20628	T/M ALLOWANCE FOR MISCELLANEOUS INSULATION, SCAFFOLDING AND ABATEMENT DURING UNIT 3 OUTAGE	MAY-2011
16,072	Other	INCORP INC				1,211.91	512100	20628	T/M ALLOWANCE FOR MISCELLANEOUS INSULATION, SCAFFOLDING AND ABATEMENT DURING UNIT 3 OUTAGE	MAY-2011
16,073	Other	INCORP INC				605.95	512100	20628	T/M ALLOWANCE FOR MISCELLANEOUS INSULATION, SCAFFOLDING AND ABATEMENT DURING UNIT 3 OUTAGE	MAY-2011
16,074	Other	INCORP INC				605.95	512100	20628	T/M ALLOWANCE FOR MISCELLANEOUS INSULATION, SCAFFOLDING AND ABATEMENT DURING UNIT 3 OUTAGE	MAY-2011
16,075	Other	INCORP INC				403.98	512100	20628	T/M ALLOWANCE FOR MISCELLANEOUS INSULATION, SCAFFOLDING AND ABATEMENT DURING UNIT 3 OUTAGE	MAY-2011
16,076	Other	INCORP INC				201.98	512100	20628	T/M ALLOWANCE FOR MISCELLANEOUS INSULATION, SCAFFOLDING AND ABATEMENT DURING UNIT 3 OUTAGE	MAY-2011
16,077	Other	INCORP INC				24.87	514100	20630	T/M ALLOWANCE FOR MISCELLANEOUS INSULATION, SCAFFOLDING AND ABATEMENT DURING UNIT 3 OUTAGE	MAY-2011
16,078	Other	INCORP INC				16.57	512100	20630	T/M ALLOWANCE FOR MISCELLANEOUS INSULATION, SCAFFOLDING AND ABATEMENT DURING UNIT 3 OUTAGE	MAY-2011
16,079	Other	INCORP INC				8.28	512100	20630	T/M ALLOWANCE FOR MISCELLANEOUS INSULATION, SCAFFOLDING AND ABATEMENT DURING UNIT 3 OUTAGE	MAY-2011
16,080	Other	INCORP INC				8.28	512100	20630	T/M ALLOWANCE FOR MISCELLANEOUS INSULATION, SCAFFOLDING AND ABATEMENT DURING UNIT 3 OUTAGE	MAY-2011
16,081	Other	INCORP INC				5.52	512100	20630	T/M ALLOWANCE FOR MISCELLANEOUS INSULATION, SCAFFOLDING AND ABATEMENT DURING UNIT 3 OUTAGE	MAY-2011
16,082	Other	INCORP INC				2.76	512100	20630	T/M ALLOWANCE FOR MISCELLANEOUS INSULATION, SCAFFOLDING AND ABATEMENT DURING UNIT 3 OUTAGE	MAY-2011
16,083	Other	INCORP INC				2,543.87	514100	20637	T/M ALLOWANCE FOR MISCELLANEOUS INSULATION, SCAFFOLDING AND ABATEMENT DURING UNIT 3 OUTAGE	MAY-2011
16,084	Other	INCORP INC				1,695.92	512100	20637	T/M ALLOWANCE FOR MISCELLANEOUS INSULATION, SCAFFOLDING AND ABATEMENT DURING UNIT 3 OUTAGE	MAY-2011
16,085	Other	INCORP INC				847.96	512100	20637	T/M ALLOWANCE FOR MISCELLANEOUS INSULATION, SCAFFOLDING AND ABATEMENT DURING UNIT 3 OUTAGE	MAY-2011
16,086	Other	INCORP INC				847.96	512100	20637	T/M ALLOWANCE FOR MISCELLANEOUS INSULATION, SCAFFOLDING AND ABATEMENT DURING UNIT 3 OUTAGE	MAY-2011
16,087	Other	INCORP INC				565.32	512100	20637	T/M ALLOWANCE FOR MISCELLANEOUS INSULATION, SCAFFOLDING AND ABATEMENT DURING UNIT 3 OUTAGE	MAY-2011
16,088	Other	INCORP INC				282.65	512100	20637	T/M ALLOWANCE FOR MISCELLANEOUS INSULATION, SCAFFOLDING AND ABATEMENT DURING UNIT 3 OUTAGE	MAY-2011
16,089	Other	INCORP INC				2,410.48	512100	20638	T/M ALLOWANCE FOR MISCELLANEOUS INSULATION, SCAFFOLDING AND ABATEMENT DURING UNIT 1 OUTAGE	MAY-2011

KENTUCKY UTILITIES COMPANY
Case No. 2012- 00221
Analysis of Professional Services Expenses For the Test Year

(A)	(B)	(C)	(D)	(E)	(F)	(G)	(H)	(I)		
Line No.	Type	Vendor	Rate Case	Audit	Other	Total	Account	Invoice	Description	Period
16,090	Other	INCORP INC				611.12	512100	20645	PAYMENT OF INVOICE #20645--LABOR TO WORK ON U1 FEED WATER PIPING & HANGER AB WEEK ENDING 4/17/11	MAY-2011
16,091	Other	INCORP INC				271.26	513100	20646	PAYMENT OF INVOICE #20646--LABOR TO WORK ON U3 COOLING TOWER WEEK ENDING 4/17/11	MAY-2011
16,092	Other	INCORP INC				631.76	511100	20647	PAYMENT OF INVOICE #20647--3RD PARTY SERVICES FOR APRIL 2011	MAY-2011
16,093	Other	INCORP INC				5,216.63	512100	20648	PAYMENT OF INVOICE #20648--LABOR AND MATERIAL TO WORK ON U3 MISC INSULATION WEEK ENDING 4/17/11	MAY-2011
16,094	Other	INCORP INC				3,534.10	512100	20648	PAYMENT OF INVOICE #20648--LABOR AND MATERIAL TO WORK ON U3 MISC INSULATION WEEK ENDING 4/17/11	MAY-2011
16,095	Other	INCORP INC				937.04	512100	20648	PAYMENT OF INVOICE #20648--LABOR AND MATERIAL TO WORK ON U3 MISC INSULATION WEEK ENDING 4/17/11	MAY-2011
16,096	Other	INCORP INC				2,962.01	512005	20649	PAYMENT OF INVOICE #20649--LABOR TO WORK ON U3 ABSORBER INLET DUCT WEEK ENDING 4/17/11	MAY-2011
16,097	Other	INCORP INC				392.40	512005	20649	PAYMENT OF INVOICE #20649--LABOR TO WORK ON U3 ABSORBER INLET DUCT WEEK ENDING 4/17/11	MAY-2011
16,098	Other	INCORP INC				271.05	512100	20650	PAYMENT OF INVOICE #20650--LABOR TO WORK ON U1 FEED WATER PIPING & HANGERS SCAFFOLDING WEEK ENDING 4/17/11	MAY-2011
16,099	Other	INCORP INC				224.40	512100	20650	PAYMENT OF INVOICE #20650--LABOR TO WORK ON U1 FEED WATER PIPING & HANGERS SCAFFOLDING WEEK ENDING 4/17/11	MAY-2011
16,100	Other	INCORP INC				4,145.22	513100	20651	PAYMENT OF INVOICE #20651--LABOR TO WORK ON U3 TURBINE WEEK ENDING 4/17/11	MAY-2011
16,101	Other	INCORP INC				704.84	513100	20651	PAYMENT OF INVOICE #20651--LABOR TO WORK ON U3 TURBINE WEEK ENDING 4/17/11	MAY-2011
16,102	Other	INCORP INC				1,214.74	512100	20652	PAYMENT OF INVOICE #20652--LABOR TO WORK ON 2011 MISC SCAFFOLDING WEEK ENDING 4/17/11	MAY-2011
16,103	Other	INCORP INC				737.29	512100	20652	PAYMENT OF INVOICE #20652--LABOR TO WORK ON 2011 MISC SCAFFOLDING WEEK ENDING 4/17/11	MAY-2011
16,104	Other	INCORP INC				301.90	512100	20653	PAYMENT OF INVOICE #20653--LABOR TO WORK ON 2011 MISC INSULATION WEEK ENDING 4/17/11	MAY-2011
16,105	Other	INCORP INC				110.19	512100	20653	PAYMENT OF INVOICE #20653--LABOR TO WORK ON 2011 MISC INSULATION WEEK ENDING 4/17/11	MAY-2011
16,106	Other	INCORP INC				10,390.02	511100	20654	PAYMENT OF INVOICE #20654--LABOR TO WORK ON U3 MISC SCAFFOLDING WEEK ENDING 4/17/11	MAY-2011
16,107	Other	INCORP INC				1,738.36	511100	20654	PAYMENT OF INVOICE #20654--LABOR TO WORK ON U3 MISC SCAFFOLDING WEEK ENDING 4/17/11	MAY-2011
16,108	Other	INCORP INC				619.41	512017	20656	PAYMENT OF INVOICE #20656--LABOR TO WORK ON U2 WET ASH TUBE LEAK WEEK ENDING 4/17/11	MAY-2011
16,109	Other	INCORP INC				356.61	512017	20656	PAYMENT OF INVOICE #20656--LABOR TO WORK ON U2 WET ASH TUBE LEAK WEEK ENDING 4/17/11	MAY-2011
16,110	Other	INCORP INC				569.32	512100	20657	PAYMENT OF INVOICE #20657--LABOR TO WORK ON U2 (2-2) BOILER FEED PUMP WARNING VALVE WEEK ENDING 4/17/11	MAY-2011
16,111	Other	INCORP INC				205.35	512100	20657	PAYMENT OF INVOICE #20657--LABOR TO WORK ON U2 (2-2) BOILER FEED PUMP WARNING VALVE WEEK ENDING 4/17/11	MAY-2011
16,112	Other	INCORP INC				701.25	512100	20658	PAYMENT OF INVOICE #20658--LABOR TO WORK ON U1 ID FANS WEEK ENDING 4/17/11	MAY-2011
16,113	Other	INCORP INC				411.72	512100	20658	PAYMENT OF INVOICE #20658--LABOR TO WORK ON U1 ID FANS WEEK ENDING 4/17/11	MAY-2011
16,114	Other	INCORP INC				1,027.57	512100	20660	PAYMENT OF INVOICE #20660--LABOR TO WORK ON 2011 MISC. SCAFFOLDING WEEK ENDING 4/24/11	MAY-2011
16,115	Other	INCORP INC				399.07	512100	20660	PAYMENT OF INVOICE #20660--LABOR TO WORK ON 2011 MISC. SCAFFOLDING WEEK ENDING 4/24/11	MAY-2011
16,116	Other	INCORP INC				7,488.82	511100	20661	LABOR AND 3RD PARTY SERVICES TO WORK ON U3 MISC. SCAFFOLDING WEEK ENDING 4/24/11	MAY-2011
16,117	Other	INCORP INC				1,818.59	511100	20661	LABOR AND 3RD PARTY SERVICES TO WORK ON U3 MISC. SCAFFOLDING WEEK ENDING 4/24/11	MAY-2011
16,118	Other	INCORP INC				594.47	511100	20661	LABOR AND 3RD PARTY SERVICES TO WORK ON U3 MISC. SCAFFOLDING WEEK ENDING 4/24/11	MAY-2011
16,119	Other	INCORP INC				2,033.26	513100	20662	PAYMENT OF INVOICE #20662--LABOR TO WORK ON U3 TURBINE WEEK ENDING 4/24/11	MAY-2011

KENTUCKY UTILITIES COMPANY
Case No. 2012- 00221
Analysis of Professional Services Expenses For the Test Year

(A)	(B)	(C)	(D)	(E)	(F)	(G)	(H)	(I)		
Line No.	Type	Vendor	Rate Case	Audit	Other	Total	Account	Invoice	Description	Period
16,120	Other	INCORP INC				689.14	513100	20662	PAYMENT OF INVOICE #20662--LABOR TO WORK ON U3 TURBINE WEEK ENDING 4/24/11	MAY-2011
16,121	Other	INCORP INC				4,059.88	512100	20663	PAYMENT OF INVOICE #20663--LABOR TO WORK ON U3 MISC INSULATION WEEK ENDING 4/24/11	MAY-2011
16,122	Other	INCORP INC				977.05	512100	20663	PAYMENT OF INVOICE #20663--LABOR TO WORK ON U3 MISC INSULATION WEEK ENDING 4/24/11	MAY-2011
16,123	Other	INCORP INC				1,579.68	512100	20665	PAYMENT OF INVOICE #20665--LABOR TO WORK ON U3 FLUE DUCT ID FAN TO FGD WEEK ENDING 4/24/11	MAY-2011
16,124	Other	INCORP INC				227.07	512100	20665	PAYMENT OF INVOICE #20665--LABOR TO WORK ON U3 FLUE DUCT ID FAN TO FGD WEEK ENDING 4/24/11	MAY-2011
16,125	Other	INCORP INC				831.52	512100	20666	PAYMENT OF INVOICE #20666--LABOR TO WORK ON U3 (3-2) FLUE DUCT PRECIP TO AIR HEATER WEEK ENDING 4/24/11	MAY-2011
16,126	Other	INCORP INC				172.96	512100	20666	PAYMENT OF INVOICE #20666--LABOR TO WORK ON U3 (3-2) FLUE DUCT PRECIP TO AIR HEATER WEEK ENDING 4/24/11	MAY-2011
16,127	Other	INCORP INC				1,025.68	513100	20667	PAYMENT OF INVOICE #20667--THIRD PARTY SERVICES (SCAFFOLDING) FOR APRIL 2011	MAY-2011
16,128	Other	INCORP INC				4,741.49	511100	20673	PAYMENT OF INVOICE #20673--THIRD PARTY SERVICES (SCAFFOLD) FOR APRIL 2011	MAY-2011
16,129	Other	INCORP INC				5,568.51	512100	20714	Material to sandblast interior of Boiler 5	MAY-2011
16,130	Other	INCORP INC				5,356.79	512100	20714	Labor to sandblast interior of Boiler 5	MAY-2011
16,131	Other	INCORP INC				1,000.00	512100	20714	CORRECT ACCT - Equipment (rental) to sandblast interior of Boiler 5	Jun-2011
16,132	Other	INCORP INC				375.25	512100	20715	Abatement repairs for w/e 05/01/11	MAY-2011
16,133	Other	INCORP INC				276.50	512100	20715	Abatement repairs for w/e 05/01/11	MAY-2011
16,134	Other	INCORP INC				203.91	512100	20715	Abatement repairs for w/e 05/01/11	MAY-2011
16,135	Other	INCORP INC				197.50	512100	20715	Abatement repairs for w/e 05/01/11	MAY-2011
16,136	Other	INCORP INC				145.65	512100	20715	Abatement repairs for w/e 05/01/11	MAY-2011
16,137	Other	INCORP INC				118.50	512100	20715	Abatement repairs for w/e 05/01/11	MAY-2011
16,138	Other	INCORP INC				75.00	512100	20715	Abatement repairs for w/e 05/01/11	MAY-2011
16,139	Other	INCORP INC				1,923.87	512100	20716	Insulation repairs for w/e 05/01/11	MAY-2011
16,140	Other	INCORP INC				1,171.03	512100	20716	Insulation repairs for w/e 05/01/11	MAY-2011
16,141	Other	INCORP INC				1,025.18	512100	20716	Insulation repairs for w/e 05/01/11	MAY-2011
16,142	Other	INCORP INC				936.04	512100	20716	Insulation repairs for w/e 05/01/11	MAY-2011
16,143	Other	INCORP INC				883.85	512100	20716	Insulation repairs for w/e 05/01/11	MAY-2011
16,144	Other	INCORP INC				858.58	512100	20716	Insulation repairs for w/e 05/01/11	MAY-2011
16,145	Other	INCORP INC				796.24	512100	20716	Insulation repairs for w/e 05/01/11	MAY-2011
16,146	Other	INCORP INC				522.16	512100	20716	Insulation repairs for w/e 05/01/11	MAY-2011
16,147	Other	INCORP INC				438.53	512100	20716	Insulation repairs for w/e 05/01/11	MAY-2011
16,148	Other	INCORP INC				342.50	514100	20716	Insulation repairs for w/e 05/01/11	MAY-2011
16,149	Other	INCORP INC				335.10	512100	20716	Insulation repairs for w/e 05/01/11	MAY-2011
16,150	Other	INCORP INC				308.95	512100	20716	Insulation repairs for w/e 05/01/11	MAY-2011
16,151	Other	INCORP INC				289.00	512100	20716	Insulation repairs for w/e 05/01/11	MAY-2011
16,152	Other	INCORP INC				282.80	512100	20716	Insulation repairs for w/e 05/01/11	MAY-2011
16,153	Other	INCORP INC				272.15	512100	20716	Insulation repairs for w/e 05/01/11	MAY-2011
16,154	Other	INCORP INC				242.90	512100	20716	Insulation repairs for w/e 05/01/11	MAY-2011
16,155	Other	INCORP INC				204.75	512100	20716	Insulation repairs for w/e 05/01/11	MAY-2011
16,156	Other	INCORP INC				158.65	512100	20716	Insulation repairs for w/e 05/01/11	MAY-2011
16,157	Other	INCORP INC				126.92	511100	20716	Insulation repairs for w/e 05/01/11	MAY-2011
16,158	Other	INCORP INC				124.55	512100	20716	Insulation repairs for w/e 05/01/11	MAY-2011
16,159	Other	INCORP INC				117.00	512100	20716	Insulation repairs for w/e 05/01/11	MAY-2011
16,160	Other	INCORP INC				98.40	512100	20716	Insulation repairs for w/e 05/01/11	MAY-2011
16,161	Other	INCORP INC				75.35	512100	20716	Insulation repairs for w/e 05/01/11	MAY-2011
16,162	Other	INCORP INC				46.10	512100	20716	Insulation repairs for w/e 05/01/11	MAY-2011
16,163	Other	INCORP INC				46.10	512100	20716	Insulation repairs for w/e 05/01/11	MAY-2011
16,164	Other	INCORP INC				34.57	512100	20716	Insulation repairs for w/e 05/01/11	MAY-2011
16,165	Other	INCORP INC				4,124.86	514100	20717	Insulation repairs for w/e 05/08/11	MAY-2011
16,166	Other	INCORP INC				3,193.48	512100	20717	Insulation repairs for w/e 05/08/11	MAY-2011
16,167	Other	INCORP INC				1,410.69	512100	20717	Insulation repairs for w/e 05/08/11	MAY-2011
16,168	Other	INCORP INC				1,051.72	512100	20717	Insulation repairs for w/e 05/08/11	MAY-2011
16,169	Other	INCORP INC				1,025.73	511100	20717	Insulation repairs for w/e 05/08/11	MAY-2011
16,170	Other	INCORP INC				800.33	512100	20717	Insulation repairs for w/e 05/08/11	MAY-2011

KENTUCKY UTILITIES COMPANY
Case No. 2012- 00221
Analysis of Professional Services Expenses For the Test Year

(A)	(B)	(C)	(D)	(E)	(F)	(G)	(H)	(I)		
Line No.	Type	Vendor	Rate Case	Audit	Other	Total	Account	Invoice	Description	Period
16,171	Other	INCORP INC				761.66	512100	20717	Insulation repairs for w/e 05/08/11	MAY-2011
16,172	Other	INCORP INC				614.54	512100	20717	Insulation repairs for w/e 05/08/11	MAY-2011
16,173	Other	INCORP INC				406.80	512100	20717	Insulation repairs for w/e 05/08/11	MAY-2011
16,174	Other	INCORP INC				285.57	512100	20717	Insulation repairs for w/e 05/08/11	MAY-2011
16,175	Other	INCORP INC				228.28	512100	20717	Insulation repairs for w/e 05/08/11	MAY-2011
16,176	Other	INCORP INC				213.65	512100	20717	Insulation repairs for w/e 05/08/11	MAY-2011
16,177	Other	INCORP INC				207.74	512100	20717	Insulation repairs for w/e 05/08/11	MAY-2011
16,178	Other	INCORP INC				174.53	512100	20717	Insulation repairs for w/e 05/08/11	MAY-2011
16,179	Other	INCORP INC				173.02	512100	20717	Insulation repairs for w/e 05/08/11	MAY-2011
16,180	Other	INCORP INC				95.19	512100	20717	Insulation repairs for w/e 05/08/11	MAY-2011
16,181	Other	INCORP INC				89.98	512100	20717	Insulation repairs for w/e 05/08/11	MAY-2011
16,182	Other	INCORP INC				86.51	512100	20717	Insulation repairs for w/e 05/08/11	MAY-2011
16,183	Other	INCORP INC				69.15	511100	20717	Insulation repairs for w/e 05/08/11	MAY-2011
16,184	Other	INCORP INC				63.46	512100	20717	Insulation repairs for w/e 05/08/11	MAY-2011
16,185	Other	INCORP INC				47.60	512100	20717	Insulation repairs for w/e 05/08/11	MAY-2011
16,186	Other	INCORP INC				46.10	512100	20717	Insulation repairs for w/e 05/08/11	MAY-2011
16,187	Other	INCORP INC				46.10	512100	20717	Insulation repairs for w/e 05/08/11	MAY-2011
16,188	Other	INCORP INC				1,252.59	512100	20718	Abatement repairs for w/e 05/08/11	MAY-2011
16,189	Other	INCORP INC				584.74	512100	20718	Abatement repairs for w/e 05/08/11	MAY-2011
16,190	Other	INCORP INC				337.50	514100	20718	Abatement repairs for w/e 05/08/11	MAY-2011
16,191	Other	INCORP INC				239.72	512100	20718	Abatement repairs for w/e 05/08/11	MAY-2011
16,192	Other	INCORP INC				553.00	512100	20797	Abatement work for w/e 05/15/11	MAY-2011
16,193	Other	INCORP INC				174.78	512100	20797	Abatement work for w/e 05/15/11	MAY-2011
16,194	Other	INCORP INC				174.78	512100	20797	Abatement work for w/e 05/15/11	MAY-2011
16,195	Other	INCORP INC				160.00	505100	20797	Per Diem Pay for w/e 05/15/11	MAY-2011
16,196	Other	INCORP INC				116.52	512100	20797	Abatement work for w/e 05/15/11	MAY-2011
16,197	Other	INCORP INC				87.39	511100	20797	Abatement work for w/e 05/15/11	MAY-2011
16,198	Other	INCORP INC				58.26	512100	20797	Abatement work for w/e 05/15/11	MAY-2011
16,199	Other	INCORP INC				29.13	512100	20797	Abatement work for w/e 05/15/11	MAY-2011
16,200	Other	INCORP INC				13,477.56	505100	20798	Refractory & misc. materials for various contract jobs	MAY-2011
16,201	Other	INCORP INC				76.65	512100	20799	Labor to sandblast interior of Boiler 5	MAY-2011
16,202	Other	INCORP INC				279.58	512100	20802	T/M ALLOWANCE FOR MISCELLANEOUS INSULATION, SCAFFOLDING AND ABATEMENT DURING UNIT 1 OUTAGE	Jun-2011
16,203	Other	INCORP INC				75.63	514100	20802	T/M ALLOWANCE FOR MISCELLANEOUS INSULATION, SCAFFOLDING AND ABATEMENT DURING UNIT 3 OUTAGE	Jun-2011
16,204	Other	INCORP INC				50.41	512100	20802	T/M ALLOWANCE FOR MISCELLANEOUS INSULATION, SCAFFOLDING AND ABATEMENT DURING UNIT 3 OUTAGE	Jun-2011
16,205	Other	INCORP INC				25.20	512100	20802	T/M ALLOWANCE FOR MISCELLANEOUS INSULATION, SCAFFOLDING AND ABATEMENT DURING UNIT 3 OUTAGE	Jun-2011
16,206	Other	INCORP INC				25.20	512100	20802	T/M ALLOWANCE FOR MISCELLANEOUS INSULATION, SCAFFOLDING AND ABATEMENT DURING UNIT 3 OUTAGE	Jun-2011
16,207	Other	INCORP INC				8.40	512100	20802	T/M ALLOWANCE FOR MISCELLANEOUS INSULATION, SCAFFOLDING AND ABATEMENT DURING UNIT 3 OUTAGE	Jun-2011
16,208	Other	INCORP INC				8.40	512100	20802	T/M ALLOWANCE FOR MISCELLANEOUS INSULATION, SCAFFOLDING AND ABATEMENT DURING UNIT 3 OUTAGE	Jun-2011
16,209	Other	INCORP INC				553.44	514100	20803	T/M ALLOWANCE FOR MISCELLANEOUS INSULATION, SCAFFOLDING AND ABATEMENT DURING UNIT 3 OUTAGE	Jun-2011
16,210	Other	INCORP INC				368.96	512100	20803	T/M ALLOWANCE FOR MISCELLANEOUS INSULATION, SCAFFOLDING AND ABATEMENT DURING UNIT 3 OUTAGE	Jun-2011
16,211	Other	INCORP INC				184.48	512100	20803	T/M ALLOWANCE FOR MISCELLANEOUS INSULATION, SCAFFOLDING AND ABATEMENT DURING UNIT 3 OUTAGE	Jun-2011
16,212	Other	INCORP INC				184.48	512100	20803	T/M ALLOWANCE FOR MISCELLANEOUS INSULATION, SCAFFOLDING AND ABATEMENT DURING UNIT 3 OUTAGE	Jun-2011
16,213	Other	INCORP INC				61.49	512100	20803	T/M ALLOWANCE FOR MISCELLANEOUS INSULATION, SCAFFOLDING AND ABATEMENT DURING UNIT 3 OUTAGE	Jun-2011
16,214	Other	INCORP INC				61.49	512100	20803	T/M ALLOWANCE FOR MISCELLANEOUS INSULATION, SCAFFOLDING AND ABATEMENT DURING UNIT 3 OUTAGE	Jun-2011
16,215	Other	INCORP INC				2,173.92	512100	20816	Insulation work for w/e 05/15/11	MAY-2011
16,216	Other	INCORP INC				2,155.00	505100	20816	Per Diem	MAY-2011
16,217	Other	INCORP INC				1,711.86	512100	20816	Insulation work for w/e 05/15/11	MAY-2011

KENTUCKY UTILITIES COMPANY
Case No. 2012- 00221
Analysis of Professional Services Expenses For the Test Year

(A)	(B)	(C)	(D)	(E)	(F)	(G)	(H)	(I)		
Line No.	Type	Vendor	Rate Case	Audit	Other	Total	Account	Invoice	Description	Period
16,218	Other	INCORP INC				1,339.70	512100	20816	Insulation work for w/e 05/15/11	MAY-2011
16,219	Other	INCORP INC				1,096.26	512011	20816	Insulation work for w/e 05/15/11	MAY-2011
16,220	Other	INCORP INC				1,082.88	512100	20816	Insulation work for w/e 05/15/11	MAY-2011
16,221	Other	INCORP INC				603.18	512100	20816	Insulation work for w/e 05/15/11	MAY-2011
16,222	Other	INCORP INC				523.49	512100	20816	Insulation work for w/e 05/15/11	MAY-2011
16,223	Other	INCORP INC				510.24	512100	20816	Insulation work for w/e 05/15/11	MAY-2011
16,224	Other	INCORP INC				507.68	512100	20816	Insulation work for w/e 05/15/11	MAY-2011
16,225	Other	INCORP INC				409.50	512100	20816	Insulation work for w/e 05/15/11	MAY-2011
16,226	Other	INCORP INC				398.12	511100	20816	Insulation work for w/e 05/15/11	MAY-2011
16,227	Other	INCORP INC				364.35	512100	20816	Insulation work for w/e 05/15/11	MAY-2011
16,228	Other	INCORP INC				242.90	512100	20816	Insulation work for w/e 05/15/11	MAY-2011
16,229	Other	INCORP INC				184.40	512100	20816	Insulation work for w/e 05/15/11	MAY-2011
16,230	Other	INCORP INC				179.95	512100	20816	Insulation work for w/e 05/15/11	MAY-2011
16,231	Other	INCORP INC				161.35	512100	20816	Insulation work for w/e 05/15/11	MAY-2011
16,232	Other	INCORP INC				126.92	512100	20816	Insulation work for w/e 05/15/11	MAY-2011
16,233	Other	INCORP INC				121.45	512100	20816	Insulation work for w/e 05/15/11	MAY-2011
16,234	Other	INCORP INC				92.20	512100	20816	Insulation work for w/e 05/15/11	MAY-2011
16,235	Other	INCORP INC				69.15	512100	20816	Insulation work for w/e 05/15/11	MAY-2011
16,236	Other	INCORP INC				46.10	512100	20816	Insulation work for w/e 05/15/11	MAY-2011
16,237	Other	INCORP INC				46.10	512100	20816	Insulation work for w/e 05/15/11	MAY-2011
16,238	Other	INCORP INC				23.05	512011	20816	Insulation work for w/e 05/15/11	MAY-2011
16,239	Other	INCORP INC				23.05	512100	20816	Insulation work for w/e 05/15/11	MAY-2011
16,240	Other	INCORP INC				23.05	512100	20816	Insulation work for w/e 05/15/11	MAY-2011
16,241	Other	INCORP INC				149.47	512100	20820	PAYMENT OF INVOICE #20820--LABOR TO WORK ON U3 BOILER DRUM MASS BLOW OFF DRAIN WEEK ENDING 5/1/11	MAY-2011
16,242	Other	INCORP INC				296.00	512017	20822	PAYMENT OF INVOICE #20822--LABOR TO WORK ON U1 DRY ASH HYDROVEYOR 1B WEEK ENDING 5/1/11	MAY-2011
16,243	Other	INCORP INC				237.45	512017	20822	PAYMENT OF INVOICE #20822--LABOR TO WORK ON U1 DRY ASH HYDROVEYOR 1B WEEK ENDING 5/1/11	MAY-2011
16,244	Other	INCORP INC				861.52	512100	20823	PAYMENT OF INVOICE #20823--LABOR TO WORK ON U3 BOILER CHEM. CLEAN WEEK ENDING 5/1/11	MAY-2011
16,245	Other	INCORP INC				598.69	512100	20823	PAYMENT OF INVOICE #20823--LABOR TO WORK ON U3 BOILER CHEM. CLEAN WEEK ENDING 5/1/11	MAY-2011
16,246	Other	INCORP INC				102.20	512100	20824	PAYMENT OF INVOICE #20824--LABOR TO WORK ON U3 HOT REHEAT VENTS & DRAINS WEEK ENDING 5/1/11	MAY-2011
16,247	Other	INCORP INC				65.40	512100	20824	PAYMENT OF INVOICE #20824--LABOR TO WORK ON U3 HOT REHEAT VENTS & DRAINS WEEK ENDING 5/1/11	MAY-2011
16,248	Other	INCORP INC				4,682.64	512100	20825	PAYMENT OF INVOICE #20825	Jun-2011
16,249	Other	INCORP INC				3,433.57	512100	20825	PAYMENT OF INVOICE #20825	Jun-2011
16,250	Other	INCORP INC				2,075.77	512100	20826	PAYMENT OF INVOICE #20826--LABOR T WORK ON 2011 MISC. SCAFFOLDING WEEK ENDING 5/1/11	MAY-2011
16,251	Other	INCORP INC				719.10	512100	20826	PAYMENT OF INVOICE #20826--LABOR T WORK ON 2011 MISC. SCAFFOLDING WEEK ENDING 5/1/11	MAY-2011
16,252	Other	INCORP INC				657.40	512100	20827	PAYMENT OF INVOICE #20827--LABOR TO WORK ON 2011 MISC INSULATION WEEK ENDING 5/1/11	MAY-2011
16,253	Other	INCORP INC				9,621.01	511100	20828	PAYMENT OF INVOICE #20828--LABOR TO WORK ON U3 MISC. SCAFFOLDING WEEK ENDING 3/1/11	MAY-2011
16,254	Other	INCORP INC				2,405.23	511100	20828	PAYMENT OF INVOICE #20828--LABOR TO WORK ON U3 MISC. SCAFFOLDING WEEK ENDING 3/1/11	MAY-2011
16,255	Other	INCORP INC				1,296.97	513100	20829	PAYMENT OF INVOICE #20829--LABOR TO WORK ON U3 TURBINE WEEK ENDING 5/1/11	MAY-2011
16,256	Other	INCORP INC				466.79	513100	20829	PAYMENT OF INVOICE #20829--LABOR TO WORK ON U3 TURBINE WEEK ENDING 5/1/11	MAY-2011
16,257	Other	INCORP INC				5,145.39	512100	20830	PAYMENT OF INVOICE #20830--LABOR AND MATERIAL TO WORK ON U3 MISC. INSULATION HOT REHEAT HEADER WEEK ENDING 5/1/11	MAY-2011
16,258	Other	INCORP INC				3,555.18	512100	20830	PAYMENT OF INVOICE #20830--LABOR AND MATERIAL TO WORK ON U3 MISC. INSULATION HOT REHEAT HEADER WEEK ENDING 5/1/11	MAY-2011
16,259	Other	INCORP INC				1,118.50	512100	20831	PAYMENT OF INVOICE #20831--LABOR TO WORK ON U3 FLUE DUCT ID FAN TO FGD WEEK ENDING 5/1/11	MAY-2011

KENTUCKY UTILITIES COMPANY
Case No. 2012- 00221
Analysis of Professional Services Expenses For the Test Year

(A)	(B)	(C)	(D)	(E)	(F)	(G)	(H)	(I)		
Line No.	Type	Vendor	Rate Case	Audit	Other	Total	Account	Invoice	Description	Period
16,260	Other	INCORP INC				281.17	512100	20831	PAYMENT OF INVOICE #20831--LABOR TO WORK ON U3 FLUE DUCT ID FAN TO FGD WEEK ENDING 5/1/11	MAY-2011
16,261	Other	INCORP INC				448.80	512100	20832	PAYMENT OF INVOICE #20832--LABOR TO WORK ON U3 REHEAT PASS DAMPER WEEK ENDING 5/1/11	MAY-2011
16,262	Other	INCORP INC				171.87	512100	20832	PAYMENT OF INVOICE #20832--LABOR TO WORK ON U3 REHEAT PASS DAMPER WEEK ENDING 5/1/11	MAY-2011
16,263	Other	INCORP INC				554.68	511100	20833	PAYMENT OF INVOICE #20833--3RD PARTY SERVICES FOR MAY 2011	MAY-2011
16,264	Other	INCORP INC				1,743.16	511100	20834	PAYMENT OF INVOICE #20834--MATERIAL USED IN MAY 2011	MAY-2011
16,265	Other	INCORP INC				4,763.53	512100	20843	PAYMENT OF INVOICE #20843--LABOR TO WORK ON U3 MISC. INSULATION WEEK ENDING 5/8/11	MAY-2011
16,266	Other	INCORP INC				2,007.26	512100	20843	PAYMENT OF INVOICE #20843--LABOR TO WORK ON U3 MISC. INSULATION WEEK ENDING 5/8/11	MAY-2011
16,267	Other	INCORP INC				8,669.65	511100	20844	PAYMENT OF INVOICE #20844--LABOR TO WORK ON U3 MISC. SCAFFOLDING WEEK ENDING 5/8/11	MAY-2011
16,268	Other	INCORP INC				1,680.58	511100	20844	PAYMENT OF INVOICE #20844--LABOR TO WORK ON U3 MISC. SCAFFOLDING WEEK ENDING 5/8/11	MAY-2011
16,269	Other	INCORP INC				1,258.99	512100	20845	PAYMENT OF INVOICE #20845--LABOR TO WORK ON U3 ID FAN WEEK ENDING 5/8/11	MAY-2011
16,270	Other	INCORP INC				384.18	512100	20845	PAYMENT OF INVOICE #20845--LABOR TO WORK ON U3 ID FAN WEEK ENDING 5/8/11	MAY-2011
16,271	Other	INCORP INC				3,473.95	512100	20846	PAYMENT OF INVOICE #20846--LABOR TO WORK ON U3 MISC. INSULATION REHEAT HEADER WEEK ENDING 5/8/11	MAY-2011
16,272	Other	INCORP INC				1,821.88	512100	20847	PAYMENT OF INVOICE #20847--LABOR TO WORK ON BOILER SUPERHEAT SECTION WEEK ENDING 5/8/11	MAY-2011
16,273	Other	INCORP INC				607.67	512100	20847	PAYMENT OF INVOICE #20847--LABOR TO WORK ON BOILER SUPERHEAT SECTION WEEK ENDING 5/8/11	MAY-2011
16,274	Other	INCORP INC				4,181.56	512100	20848	PAYMENT OF INVOICE #20848--LABOR TO WORK ON U3 HOT REHEAT VENT & DRAIN WEEK ENDING 5/8/11	MAY-2011
16,275	Other	INCORP INC				231.88	512100	20848	PAYMENT OF INVOICE #20848--LABOR TO WORK ON U3 HOT REHEAT VENT & DRAIN WEEK ENDING 5/8/11	MAY-2011
16,276	Other	INCORP INC				4,650.58	513100	20849	PAYMENT OF INVOICE #20849--LABOR TO WORK ON U3 TURBINE WEEK ENDING 5/8/11	MAY-2011
16,277	Other	INCORP INC				3,243.10	513100	20849	PAYMENT OF INVOICE #20849--LABOR TO WORK ON U3 TURBINE WEEK ENDING 5/8/11	MAY-2011
16,278	Other	INCORP INC				1,359.01	511100	20851	PAYMENT OF INVOICE #20851--LABOR TO WORK ON U3 MISC. SCAFFOLDING REHEAT HEADER WEEK ENDING 5/8/11	MAY-2011
16,279	Other	INCORP INC				382.65	511100	20851	PAYMENT OF INVOICE #20851--LABOR TO WORK ON U3 MISC. SCAFFOLDING REHEAT HEADER WEEK ENDING 5/8/11	MAY-2011
16,280	Other	INCORP INC				7,699.00	512100	20852	Labor necessary to abate/reinsulate main steam line	Jun-2011
16,281	Other	INCORP INC				4,262.00	512100	20852	Material necessary to abate/reinsulate main steam line	Jun-2011
16,282	Other	INCORP INC				330.57	512100	20853	PAYMENT OF INVOICE #20853--LABOR TO WORK ON U3 BOILER CHEMICAL CLEAN WEEK ENDING 5/8/11	MAY-2011
16,283	Other	INCORP INC				283.15	512100	20853	PAYMENT OF INVOICE #20853--LABOR TO WORK ON U3 BOILER CHEMICAL CLEAN WEEK ENDING 5/8/11	MAY-2011
16,284	Other	INCORP INC				391.29	513100	20856	PAYMENT OF INVOICE #20856--LABOR TO WORK ON U4 CIRC. WATER PIPING WEEK ENDING 5/15/11	MAY-2011
16,285	Other	INCORP INC				4,929.45	511100	20864	PAYMENT OF INVOICE #20864--LABOR TO WORK ON U3 MISC SCAFFOLDING WEEK ENDING 5/15/11	MAY-2011
16,286	Other	INCORP INC				1,111.68	511100	20864	PAYMENT OF INVOICE #20864--LABOR TO WORK ON U3 MISC SCAFFOLDING WEEK ENDING 5/15/11	MAY-2011
16,287	Other	INCORP INC				2,917.20	513100	20865	PAYMENT OF INVOICE #20865--LABOR TO WORK ON U3 TURBINE WEEK ENDING 5/15/11	MAY-2011
16,288	Other	INCORP INC				853.92	513100	20865	PAYMENT OF INVOICE #20865--LABOR TO WORK ON U3 TURBINE WEEK ENDING 5/15/11	MAY-2011
16,289	Other	INCORP INC				3,045.08	512100	20866	PAYMENT OF INVOICE #20866--LABOR TO WORK ON U3 MISC INSULATION WEEK ENDING 5/15/11	MAY-2011
16,290	Other	INCORP INC				3,025.97	512100	20866	PAYMENT OF INVOICE #20866--LABOR TO WORK ON U3 MISC INSULATION WEEK ENDING 5/15/11	MAY-2011
16,291	Other	INCORP INC				4,325.37	512100	20867	PAYMENT OF INVOICE #20867--LABOR TO WORK ON 2011 MISC. SCAFFOLDING WEEK ENDING 5/15/11	MAY-2011

KENTUCKY UTILITIES COMPANY
Case No. 2012- 00221
Analysis of Professional Services Expenses For the Test Year

(A)	(B)	(C)	(D)	(E)	(F)	(G)	(H)	(I)		
Line No.	Type	Vendor	Rate Case	Audit	Other	Total	Account	Invoice	Description	Period
16,292	Other	INCORP INC				1,158.93	512100	20867	PAYMENT OF INVOICE #20867--LABOR TO WORK ON 2011 MISC. SCAFFOLDING WEEK ENDING 5/15/11	MAY-2011
16,293	Other	INCORP INC				561.00	512005	20868	PAYMENT OF INVOICE #20868--LABOR TO WORK ON LIMESTONE UNLOADING EXCAVATOR WEEK ENDING 5/15/11	MAY-2011
16,294	Other	INCORP INC				130.80	512005	20868	PAYMENT OF INVOICE #20868--LABOR TO WORK ON LIMESTONE UNLOADING EXCAVATOR WEEK ENDING 5/15/11	MAY-2011
16,295	Other	INCORP INC				1,285.55	512100	20869	PAYMENT OF INVOICE #20869--LABOR TO WORK ON U4 FLA ENACT ID FAN WEEK ENDING 5/15/11	MAY-2011
16,296	Other	INCORP INC				423.72	512100	20869	PAYMENT OF INVOICE #20869--LABOR TO WORK ON U4 FLA ENACT ID FAN WEEK ENDING 5/15/11	MAY-2011
16,297	Other	INCORP INC				294.46	512100	20870	PAYMENT OF INVOICE #20870--LABOR TO WORK ON U3 BOILER INSPECTION DOORS WEEK ENDING 5/15/11	MAY-2011
16,298	Other	INCORP INC				2,998.59	512100	20871	PAYMENT OF INVOICE #20871--LABOR TO WORK ON U4 ID FAN WEEK ENDING 5/15/11	MAY-2011
16,299	Other	INCORP INC				1,279.52	512100	20871	PAYMENT OF INVOICE #20871--LABOR TO WORK ON U4 ID FAN WEEK ENDING 5/15/11	MAY-2011
16,300	Other	INCORP INC				374.00	512100	20872	PAYMENT OF INVOICE #20872--LABOR TO WORK ON U1 TUBE LEAK	MAY-2011
16,301	Other	INCORP INC				1,591.12	512100	20873	PAYMENT OF INVOICE #20873--LABOR TO WORK ON U4-2 AIR HEATER WEEK ENDING 5/15/11	MAY-2011
16,302	Other	INCORP INC				640.38	512100	20873	PAYMENT OF INVOICE #20873--LABOR TO WORK ON U4-2 AIR HEATER WEEK ENDING 5/15/11	MAY-2011
16,303	Other	INCORP INC				582.60	512100	20874	Labor necessary for abatement repairs, w/e 05/22/11	Jun-2011
16,304	Other	INCORP INC				349.56	512100	20874	Labor necessary for abatement repairs, w/e 05/22/11	Jun-2011
16,305	Other	INCORP INC				135.00	512100	20874	Labor necessary for abatement repairs, w/e 05/22/11	Jun-2011
16,306	Other	INCORP INC				25.00	512100	20874	Labor necessary for abatement repairs, w/e 05/22/11	Jun-2011
16,307	Other	INCORP INC				5,299.94	512100	20895	Labor necessary for insulation repairs, w/e 05/22/11	Jun-2011
16,308	Other	INCORP INC				3,670.20	512100	20895	Labor necessary for insulation repairs, w/e 05/22/11	Jun-2011
16,309	Other	INCORP INC				2,386.16	514100	20895	Scaffold	Jun-2011
16,310	Other	INCORP INC				1,383.00	511100	20895	Labor necessary for insulation repairs, w/e 05/22/11	Jun-2011
16,311	Other	INCORP INC				1,193.49	512100	20895	Labor necessary for insulation repairs, w/e 05/22/11	Jun-2011
16,312	Other	INCORP INC				1,069.71	512100	20895	Labor necessary for insulation repairs, w/e 05/22/11	Jun-2011
16,313	Other	INCORP INC				895.00	514100	20895	Labor necessary for insulation repairs, w/e 05/22/11	Jun-2011
16,314	Other	INCORP INC				827.84	512100	20895	Labor necessary for insulation repairs, w/e 05/22/11	Jun-2011
16,315	Other	INCORP INC				714.08	512100	20895	Labor necessary for insulation repairs, w/e 05/22/11	Jun-2011
16,316	Other	INCORP INC				689.60	512100	20895	Labor necessary for insulation repairs, w/e 05/22/11	Jun-2011
16,317	Other	INCORP INC				571.14	512100	20895	Labor necessary for insulation repairs, w/e 05/22/11	Jun-2011
16,318	Other	INCORP INC				554.95	512100	20895	Labor necessary for insulation repairs, w/e 05/22/11	Jun-2011
16,319	Other	INCORP INC				441.74	512100	20895	Labor necessary for insulation repairs, w/e 05/22/11	Jun-2011
16,320	Other	INCORP INC				412.49	512100	20895	Labor necessary for insulation repairs, w/e 05/22/11	Jun-2011
16,321	Other	INCORP INC				324.45	512100	20895	Labor necessary for insulation repairs, w/e 05/22/11	Jun-2011
16,322	Other	INCORP INC				322.70	512100	20895	Labor necessary for insulation repairs, w/e 05/22/11	Jun-2011
16,323	Other	INCORP INC				289.00	512100	20895	Labor necessary for insulation repairs, w/e 05/22/11	Jun-2011
16,324	Other	INCORP INC				286.77	512100	20895	Labor necessary for insulation repairs, w/e 05/22/11	Jun-2011
16,325	Other	INCORP INC				276.60	512100	20895	Labor necessary for insulation repairs, w/e 05/22/11	Jun-2011
16,326	Other	INCORP INC				259.75	512100	20895	Labor necessary for insulation repairs, w/e 05/22/11	Jun-2011
16,327	Other	INCORP INC				201.76	512100	20895	Labor necessary for insulation repairs, w/e 05/22/11	Jun-2011
16,328	Other	INCORP INC				95.19	512100	20895	Labor necessary for insulation repairs, w/e 05/22/11	Jun-2011
16,329	Other	INCORP INC				69.15	512100	20895	Labor necessary for insulation repairs, w/e 05/22/11	Jun-2011
16,330	Other	INCORP INC				63.46	512100	20895	Labor necessary for insulation repairs, w/e 05/22/11	Jun-2011
16,331	Other	INCORP INC				63.46	512100	20895	Labor necessary for insulation repairs, w/e 05/22/11	Jun-2011
16,332	Other	INCORP INC				46.10	512017	20895	Labor necessary for insulation repairs, w/e 05/22/11	Jun-2011
16,333	Other	INCORP INC				46.10	512017	20895	Labor necessary for insulation repairs, w/e 05/22/11	Jun-2011
16,334	Other	INCORP INC				31.73	512100	20895	Labor necessary for insulation repairs, w/e 05/22/11	Jun-2011
16,335	Other	INCORP INC				23.05	512100	20895	Labor necessary for insulation repairs, w/e 05/22/11	Jun-2011
16,336	Other	INCORP INC				23.05	512100	20895	Labor necessary for insulation repairs, w/e 05/22/11	Jun-2011
16,337	Other	INCORP INC				23.05	512100	20895	Labor necessary for insulation repairs, w/e 05/22/11	Jun-2011
16,338	Other	INCORP INC				114.48	512100	20919	3RD PARTY MATERIAL USED DURING MAY 2011	Jun-2011
16,339	Other	INCORP INC				624.63	512100	20922	PAYMENT OF INVOICE #20922--LABOR TO WORK ON U4-1 AIR HEATER WEEK ENDING 5/22/11	Jun-2011

KENTUCKY UTILITIES COMPANY
Case No. 2012- 00221
Analysis of Professional Services Expenses For the Test Year

(A)	(B)	(C)	(D)	(E)	(F)	(G)	(H)	(I)		
Line No.	Type	Vendor	Rate Case	Audit	Other	Total	Account	Invoice	Description	Period
16,340	Other	INCORP INC				476.01	512100	20922	PAYMENT OF INVOICE #20922--LABOR TO WORK ON U4-1 AIR HEATER WEEK ENDING 5/22/11	Jun-2011
16,341	Other	INCORP INC				754.09	511100	20923	PAYMENT OF INVOICE #20923--LABOR TO WORK ON U3 MISC. SCAFFOLDING WEEK ENDING 5/22/11	Jun-2011
16,342	Other	INCORP INC				705.63	511100	20923	PAYMENT OF INVOICE #20923--LABOR TO WORK ON U3 MISC. SCAFFOLDING WEEK ENDING 5/22/11	Jun-2011
16,343	Other	INCORP INC				2,534.30	512100	20924	PAYMENT OF INVOICE #20924--LABOR TO WORK ON U4-2 AIR HEATER WEEK ENDING 5/22/11	Jun-2011
16,344	Other	INCORP INC				1,683.19	512100	20924	PAYMENT OF INVOICE #20924--LABOR TO WORK ON U4-2 AIR HEATER WEEK ENDING 5/22/11	Jun-2011
16,345	Other	INCORP INC				2,388.92	512100	20925	PAYMENT OF INVOICE #20925--LABOR TO WORK ON U4 MISC. SCAFFOLDING WEEK ENDING 5/22/11	Jun-2011
16,346	Other	INCORP INC				1,048.58	512100	20925	PAYMENT OF INVOICE #20925--LABOR TO WORK ON U4 MISC. SCAFFOLDING WEEK ENDING 5/22/11	Jun-2011
16,347	Other	INCORP INC				220.38	513100	20926	PAYMENT OF INVOICE #20926--LABOR TO WORK ON U1 LPSW PIPING VALVES FROM STRAINER WEEK ENDING 5/22/11	Jun-2011
16,348	Other	INCORP INC				86.48	513100	20926	PAYMENT OF INVOICE #20926--LABOR TO WORK ON U1 LPSW PIPING VALVES FROM STRAINER WEEK ENDING 5/22/11	Jun-2011
16,349	Other	INCORP INC				180.70	512100	20927	PAYMENT OF INVOICE #20927--LABOR TO WORK ON U2-3 PULVERIZER GEAR BOX WEEK ENDING 5/22/11	Jun-2011
16,350	Other	INCORP INC				69.15	512100	20927	PAYMENT OF INVOICE #20927--LABOR TO WORK ON U2-3 PULVERIZER GEAR BOX WEEK ENDING 5/22/11	Jun-2011
16,351	Other	INCORP INC				274.15	513100	20928	PAYMENT OF INVOICE #20928--LABOR TO WORK ON U3 CONTROL VALVE WEEK ENDING 5/22/11	Jun-2011
16,352	Other	INCORP INC				271.05	512100	20929	PAYMENT OF INVOICE #20929--LABOR TO WORK ON U3 MISC. INSULATION WEEK ENDING 5/22/11	Jun-2011
16,353	Other	INCORP INC				1,067.10	512100	20930	PAYMENT OF INVOICE #20930--LABOR TO WORK ON U4 MISC INSULATION WEEK ENDING 5/22/11	Jun-2011
16,354	Other	INCORP INC				709.03	512100	20930	PAYMENT OF INVOICE #20930--LABOR TO WORK ON U4 MISC INSULATION WEEK ENDING 5/22/11	Jun-2011
16,355	Other	INCORP INC				1,309.06	512100	20931	PAYMENT OF INVOICE #20931--LABOR TO WORK ON U4-1 ID FAN WEEK ENDING 5/31/11	Jun-2011
16,356	Other	INCORP INC				968.72	512100	20931	PAYMENT OF INVOICE #20931--LABOR TO WORK ON U4-1 ID FAN WEEK ENDING 5/31/11	Jun-2011
16,357	Other	INCORP INC				549.39	512100	20932	PAYMENT OF INVOICE #20932--LABOR TO WORK ON 2011 MISC INSULATION WEEK ENDING 5/22/11	Jun-2011
16,358	Other	INCORP INC				161.35	512100	20932	PAYMENT OF INVOICE #20932--LABOR TO WORK ON 2011 MISC INSULATION WEEK ENDING 5/22/11	Jun-2011
16,359	Other	INCORP INC				271.05	512100	20933	PAYMENT OF INVOICE #20933--LABOR TO WORK ON U1 TUBE LEAK WEEK ENDING 5/22/11	Jun-2011
16,360	Other	INCORP INC				115.25	512100	20933	PAYMENT OF INVOICE #20933--LABOR TO WORK ON U1 TUBE LEAK WEEK ENDING 5/22/11	Jun-2011
16,361	Other	INCORP INC				130.80	512005	20934	PAYMENT OF INVOICE #20934--LABOR TO WORK ON LIMESTONE UNLOADING EXCAVATOR WEEK ENDING 5/22/11	Jun-2011
16,362	Other	INCORP INC				112.20	512005	20934	PAYMENT OF INVOICE #20934--LABOR TO WORK ON LIMESTONE UNLOADING EXCAVATOR WEEK ENDING 5/22/11	Jun-2011
16,363	Other	INCORP INC				259.44	511100	20935	PAYMENT OF INVOICE #20935--LABOR TO WORK ON U2 MISC INSULATION FOR WEEK ENDING 5/22/11	Jun-2011
16,364	Other	INCORP INC				220.38	511100	20935	PAYMENT OF INVOICE #20935--LABOR TO WORK ON U2 MISC INSULATION FOR WEEK ENDING 5/22/11	Jun-2011
16,365	Other	INCORP INC				587.68	511100	20936	PAYMENT OF INVOICE #20936--LABOR TO WORK ON U2 MISC. SCAFFOLDING TURBINE WEEK ENDING 5/22/11	Jun-2011
16,366	Other	INCORP INC				345.92	511100	20936	PAYMENT OF INVOICE #20936--LABOR TO WORK ON U2 MISC. SCAFFOLDING TURBINE WEEK ENDING 5/22/11	Jun-2011
16,367	Other	INCORP INC				2,324.28	512100	20937	PAYMENT OF INVOICE #20937--3RD PARTY BILLING SERVICES FOR MAY 2011	Jun-2011
16,368	Other	INCORP INC				205.02	512100	20952	REPAIR OF LAGGING ON U2 HOT AIR DUCT	Jun-2011
16,369	Other	INCORP INC				5,272.68	511100	20957	PAYMENT OF INVOICE #20957--3RD PARTY BILLINGS FOR MAY 2011	Jun-2011
16,370	Other	INCORP INC				747.56	511100	20958	PAYMENT OF INVOICE #20958--3RD PARTY BILLING FOR MAY 2011	Jun-2011
16,371	Other	INCORP INC				392.83	512100	20959	PAYMENT OF INVOICE #20959--3RD PARTY SERVICES FOR MAY 2011	Jun-2011

KENTUCKY UTILITIES COMPANY
Case No. 2012- 00221
Analysis of Professional Services Expenses For the Test Year

(A)	(B)	(C)	(D)	(E)	(F)	(G)	(H)	(I)		
Line No.	Type	Vendor	Rate Case	Audit	Other	Total	Account	Invoice	Description	Period
16,372	Other	INCORP INC				278.45	513100	20959	PAYMENT OF INVOICE #20959--3RD PARTY SERVICES FOR MAY 2011	Jun-2011
16,373	Other	INCORP INC				207.53	511100	20959	PAYMENT OF INVOICE #20959--3RD PARTY SERVICES FOR MAY 2011	Jun-2011
16,374	Other	INCORP INC				165.08	512100	20959	PAYMENT OF INVOICE #20959--3RD PARTY SERVICES FOR MAY 2011	Jun-2011
16,375	Other	INCORP INC				393.78	513100	20964	PAYMENT OF INVOICE #20964--3RD PARTY SERVICES FOR MAY 2011	Jun-2011
16,376	Other	INCORP INC				358.78	512100	20964	PAYMENT OF INVOICE #20964--3RD PARTY SERVICES FOR MAY 2011	Jun-2011
16,377	Other	INCORP INC				255.95	511100	20964	PAYMENT OF INVOICE #20964--3RD PARTY SERVICES FOR MAY 2011	Jun-2011
16,378	Other	INCORP INC				921.57	512100	20965	REPAIR OF LAGGING ON U2 HOT AIR DUCT	Jun-2011
16,379	Other	INCORP INC				1,734.93	511100	20976	PAYMENT OF INVOICE #20976--3RD PARTY SERVICES FOR MAY 2011	Jun-2011
16,380	Other	INCORP INC				4,112.94	512100	20977	Insulation repairs for w/e 05/29/11	Jun-2011
16,381	Other	INCORP INC				1,975.15	511100	20977	Insulation repairs for w/e 05/29/11	Jun-2011
16,382	Other	INCORP INC				1,127.50	514100	20977	Insulation repairs for w/e 05/29/11	Jun-2011
16,383	Other	INCORP INC				963.65	512100	20977	Insulation repairs for w/e 05/29/11	Jun-2011
16,384	Other	INCORP INC				640.95	512100	20977	Insulation repairs for w/e 05/29/11	Jun-2011
16,385	Other	INCORP INC				632.53	512100	20977	Insulation repairs for w/e 05/29/11	Jun-2011
16,386	Other	INCORP INC				601.05	512100	20977	Insulation repairs for w/e 05/29/11	Jun-2011
16,387	Other	INCORP INC				485.80	512100	20977	Insulation repairs for w/e 05/29/11	Jun-2011
16,388	Other	INCORP INC				464.50	512100	20977	Insulation repairs for w/e 05/29/11	Jun-2011
16,389	Other	INCORP INC				433.50	512100	20977	Insulation repairs for w/e 05/29/11	Jun-2011
16,390	Other	INCORP INC				368.80	511100	20977	Insulation repairs for w/e 05/29/11	Jun-2011
16,391	Other	INCORP INC				351.00	512100	20977	Insulation repairs for w/e 05/29/11	Jun-2011
16,392	Other	INCORP INC				167.55	512100	20977	Insulation repairs for w/e 05/29/11	Jun-2011
16,393	Other	INCORP INC				92.20	512100	20977	Insulation repairs for w/e 05/29/11	Jun-2011
16,394	Other	INCORP INC				92.20	512100	20977	Insulation repairs for w/e 05/29/11	Jun-2011
16,395	Other	INCORP INC				69.15	512100	20977	Insulation repairs for w/e 05/29/11	Jun-2011
16,396	Other	INCORP INC				46.10	512100	20977	Insulation repairs for w/e 05/29/11	Jun-2011
16,397	Other	INCORP INC				23.05	512100	20977	Insulation repairs for w/e 05/29/11	Jun-2011
16,398	Other	INCORP INC				3,159.64	514100	20979	Material for May, 2011	Jun-2011
16,399	Other	INCORP INC				1,475.20	512100	20980	Insulation repairs for w/e 06/05/11	Jun-2011
16,400	Other	INCORP INC				877.50	512100	20980	Insulation repairs for w/e 06/05/11	Jun-2011
16,401	Other	INCORP INC				418.40	510100	20980	Insulation repairs for w/e 06/05/11	Jun-2011
16,402	Other	INCORP INC				340.00	514100	20980	Insulation repairs for w/e 06/05/11	Jun-2011
16,403	Other	INCORP INC				117.00	512100	20980	Insulation repairs for w/e 06/05/11	Jun-2011
16,404	Other	INCORP INC				58.50	512100	20980	Insulation repairs for w/e 06/05/11	Jun-2011
16,405	Other	INCORP INC				215.00	511100	20984	Material for May, 2011	Jun-2011
16,406	Other	INCORP INC				170.77	512100	20998	PAYMENT OF INVOICE #20998--LABOR TO WORK ON U2 VACUUM PUMP GASKET	Jun-2011
16,407	Other	INCORP INC				1,525.87	512100	20999	WEEK ENDING 5/29/11	Jun-2011
16,408	Other	INCORP INC				695.77	512100	20999	PAYMENT OF INVOICE #20999--LABOR TO WORK ON 2011 MISC. SCAFFOLDING	Jun-2011
16,409	Other	INCORP INC				710.72	512100	21000	WEEK ENDING 5/29/11	Jun-2011
16,410	Other	INCORP INC				31.73	512100	21000	PAYMENT OF INVOICE #21000--LABOR TO WORK ON 2011 MISC. INSULATION	Jun-2011
16,411	Other	INCORP INC				2,559.61	511100	21001	WEEK ENDING 5/29/11	Jun-2011
16,412	Other	INCORP INC				927.47	511100	21001	PAYMENT OF INVOICE #21001--LABOR TO WORK ON U2 MISC. INSULATION WEEK	Jun-2011
16,413	Other	INCORP INC				4,723.28	511100	21002	ENDING 5/29/11	Jun-2011
16,414	Other	INCORP INC				2,344.63	511100	21002	PAYMENT OF INVOICE #21002--LABOR TO WORK ON U2 MISC. SCAFFOLDING	Jun-2011
16,415	Other	INCORP INC				224.40	512100	21003	WEEK ENDING 5/29/11	Jun-2011
16,416	Other	INCORP INC				76.56	512100	21003	PAYMENT OF FINVOICE #21003--LABOR TO WORK ON U4 MISC. SCAFFOLDING	Jun-2011
16,417	Other	INCORP INC				1,701.32	512100	21004	WEEK ENDING 5/29/11	Jun-2011
16,418	Other	INCORP INC				593.61	512100	21004	PAYMENT OF INVOICE #21004--LABOR TO WORK ON U4 MISC. INSULATION WEEK	Jun-2011
									ENDING 5/29/11	Jun-2011

KENTUCKY UTILITIES COMPANY
Case No. 2012- 00221
Analysis of Professional Services Expenses For the Test Year

(A)	(B)	(C)	(D)	(E)	(F)	(G)	(H)	(I)		
Line No.	Type	Vendor	Rate Case	Audit	Other	Total	Account	Invoice	Description	Period
16,419	Other	INCORP INC				870.67	511100	21005	PAYMENT OF INVOICE #21005--LABOR TO WORK ON U1 SPACE HEATER WEEK ENDING 6/5/11	Jun-2011
16,420	Other	INCORP INC				291.30	511100	21005	PAYMENT OF INVOICE #21005--LABOR TO WORK ON U1 SPACE HEATER WEEK ENDING 6/5/11	Jun-2011
16,421	Other	INCORP INC				1,480.80	512100	21008	PAYMENT OF INVOICE #21008--LABOR TO WORK ON 2011 MISC. SCAFFOLDING WEEK ENDING 6/5/11	Jun-2011
16,422	Other	INCORP INC				551.87	512100	21008	PAYMENT OF INVOICE #21008--LABOR TO WORK ON 2011 MISC. SCAFFOLDING WEEK ENDING 6/5/11	Jun-2011
16,423	Other	INCORP INC				392.70	512100	21011	PAYMENT OF INVOICE #21011-LABOR TO WORK ON 2011 MISC INSULATION WEEK ENDING 6/5/11	Jun-2011
16,424	Other	INCORP INC				318.17	512100	21011	PAYMENT OF INVOICE #21011-LABOR TO WORK ON 2011 MISC INSULATION WEEK ENDING 6/5/11	Jun-2011
16,425	Other	INCORP INC				877.60	511100	21012	PAYMENT OF INVOICE #21012--LABOR TO WORK ON U2 MISC. SCAFFOLDING WEEK ENDING 6/5/11	Jun-2011
16,426	Other	INCORP INC				496.00	511100	21012	PAYMENT OF INVOICE #21012--LABOR TO WORK ON U2 MISC. SCAFFOLDING WEEK ENDING 6/5/11	Jun-2011
16,427	Other	INCORP INC				461.05	511100	21013	PAYMENT OF INVOICE #21013--LABOR TO WORK ON U2 MISC. INSULATION WEEK ENDING 6/5/11	Jun-2011
16,428	Other	INCORP INC				168.30	511100	21013	PAYMENT OF INVOICE #21013--LABOR TO WORK ON U2 MISC. INSULATION WEEK ENDING 6/5/11	Jun-2011
16,429	Other	INCORP INC				930.65	512100	21016	PAYMENT OF INVOICE #21016--LABOR TO WORK ON U3 ID FAN WEEK ENDING 6/5/11	Jun-2011
16,430	Other	INCORP INC				411.61	512100	21016	PAYMENT OF INVOICE #21016--LABOR TO WORK ON U3 ID FAN WEEK ENDING 6/5/11	Jun-2011
16,431	Other	INCORP INC				750.40	512100	21018	PAYMENT OF INVOICE #21018--LABOR TO WORK ON U4 ID FAN WEEK ENDING 6/5/11	Jun-2011
16,432	Other	INCORP INC				133.90	512100	21018	PAYMENT OF INVOICE #21018--LABOR TO WORK ON U4 ID FAN WEEK ENDING 6/5/11	Jun-2011
16,433	Other	INCORP INC				252.45	512100	21019	PAYMENT OF INVOICE #21019--LABOR TO WORK ON U1 ID FAN WEEK ENDING 6/5/11	Jun-2011
16,434	Other	INCORP INC				184.27	512100	21019	PAYMENT OF INVOICE #21019--LABOR TO WORK ON U1 ID FAN WEEK ENDING 6/5/11	Jun-2011
16,435	Other	INCORP INC				510.80	512100	21020	PAYMENT OF INVOICE #21020--LABOR TO WORK ON U3-2 FLUE DUCT WEEK ENDING 6/5/11	Jun-2011
16,436	Other	INCORP INC				280.50	512100	21020	PAYMENT OF INVOICE #21020--LABOR TO WORK ON U3-2 FLUE DUCT WEEK ENDING 6/5/11	Jun-2011
16,437	Other	INCORP INC				1,018.37	512100	21066	PAYMENT OF INVOICE #21066--SCAFFOLDING SERVICES FOR JUNE 2011	Jun-2011
16,438	Other	INCORP INC				906.92	512100	21066	PAYMENT OF INVOICE #21066--SCAFFOLDING SERVICES FOR JUNE 2011	Jun-2011
16,439	Other	INCORP INC				675.69	513100	21066	PAYMENT OF INVOICE #21066--SCAFFOLDING SERVICES FOR JUNE 2011	Jun-2011
16,440	Other	INCORP INC				587.47	512100	21066	PAYMENT OF INVOICE #21066--SCAFFOLDING SERVICES FOR JUNE 2011	Jun-2011
16,441	Other	INCORP INC				387.51	512100	21066	PAYMENT OF INVOICE #21066--SCAFFOLDING SERVICES FOR JUNE 2011	Jun-2011
16,442	Other	INCORP INC				290.64	512005	21066	PAYMENT OF INVOICE #21066--SCAFFOLDING SERVICES FOR JUNE 2011	Jun-2011
16,443	Other	INCORP INC				61.34	512100	21067	PAYMENT OF INVOICE #21067--SCAFFOLDING SERVICES FOR MAY 2011 GHENT STATION	Jun-2011
16,444	Other	INCORP INC				1,235.55	512100	21069	T/M AUTHORIZATION FOR WORK 06/18/11	Jun-2011
16,445	Other	INCORP INC				293.84	512100	21083	PAYMENT OF INVOICE #21083--LABOR TO WORK ON U1 ID FANS WEEK ENDING 6/12/11	Jun-2011
16,446	Other	INCORP INC				218.37	512100	21083	PAYMENT OF INVOICE #21083--LABOR TO WORK ON U1 ID FANS WEEK ENDING 6/12/11	Jun-2011
16,447	Other	INCORP INC				922.40	513100	21084	PAYMENT OF INVOICE #21084--LABOR TO WORK ON U1-2 RESERVE TRANSFORMER WEEK ENDING 6/12/11	Jun-2011
16,448	Other	INCORP INC				113.91	513100	21084	PAYMENT OF INVOICE #21084--LABOR TO WORK ON U1-2 RESERVE TRANSFORMER WEEK ENDING 6/12/11	Jun-2011
16,449	Other	INCORP INC				634.41	512100	21085	PAYMENT OF INVOICE #21085--LABOR TO WORK ON 2011 MISC. INSULATION WEEK ENDING 6/12/11	Jun-2011
16,450	Other	INCORP INC				559.34	512100	21085	PAYMENT OF INVOICE #21085--LABOR TO WORK ON 2011 MISC. INSULATION WEEK ENDING 6/12/11	Jun-2011
16,451	Other	INCORP INC				336.60	512100	21086	PAYMENT OF INVOICE #21086--LABOR TO WORK ON U4-1 ID FAN WEEK ENDING 6/12/11	Jun-2011

KENTUCKY UTILITIES COMPANY
Case No. 2012- 00221
Analysis of Professional Services Expenses For the Test Year

(A)	(B)	(C)	(D)	(E)	(F)	(G)	(H)	(I)		
Line No.	Type	Vendor	Rate Case	Audit	Other	Total	Account	Invoice	Description	Period
16,452	Other	INCORP INC				255.40	512100	21086	PAYMENT OF INVOICE #21086--LABOR TO WORK ON U4-1 ID FAN WEEK ENDING 6/12/11	Jun-2011
16,453	Other	INCORP INC				1,867.97	512100	21087	PAYMENT OF INVOICE #21087--LABOR TO WORK ON 2011 MISC SCAFFOLDING WEEK ENDING 6/12/11	Jun-2011
16,454	Other	INCORP INC				1,509.23	512100	21087	PAYMENT OF INVOICE #21087--LABOR TO WORK ON 2011 MISC SCAFFOLDING WEEK ENDING 6/12/11	Jun-2011
16,455	Other	INCORP INC				2,421.15	512100	21088	PAYMENT OF INVOICE #21088--LABOR TO WORK ON U3-2 FLUE DUCT WEEK ENDING 6/12/11	Jun-2011
16,456	Other	INCORP INC				1,903.89	512100	21088	PAYMENT OF INVOICE #21088--LABOR TO WORK ON U3-2 FLUE DUCT WEEK ENDING 6/12/11	Jun-2011
16,457	Other	INCORP INC				348.80	512100	21089	PAYMENT OF INVOICE #21089--LABOR TO WORK ON U1 CONDENSATE PIPE WEEK ENDING 6/12/11	Jun-2011
16,458	Other	INCORP INC				171.64	512100	21089	PAYMENT OF INVOICE #21089--LABOR TO WORK ON U1 CONDENSATE PIPE WEEK ENDING 6/12/11	Jun-2011
16,459	Other	INCORP INC				981.47	512100	21101	PAYMENT OF INVOICE #21101	Jun-2011
16,460	Other	INCORP INC				238.91	512100	21101	PAYMENT OF INVOICE #21101	Jun-2011
16,461	Other	INCORP INC				914.96	512100	21102	PAYMENT OF INVOICE #21102--LABOR TO WORK ON 2011 MISC. SCAFFOLDING WEEK ENDING 6/19/11	Jun-2011
16,462	Other	INCORP INC				908.48	512100	21102	PAYMENT OF INVOICE #21102--LABOR TO WORK ON 2011 MISC. SCAFFOLDING WEEK ENDING 6/19/11	Jun-2011
16,463	Other	INCORP INC				1,101.03	512100	21103	PAYMENT OF INVOICE #21103--LABor to work on reclaim water pipe week ending 6/19/11	Jun-2011
16,464	Other	INCORP INC				470.75	512100	21103	PAYMENT OF INVOICE #21103--LABor to work on reclaim water pipe week ending 6/19/11	Jun-2011
16,465	Other	INCORP INC				1,149.30	512100	21104	PAYMENT OF INVOICE #21104--LABOR TO WORK ON 2011 MISC INSULATION WEEK ENDING 6/19/11	Jun-2011
16,466	Other	INCORP INC				448.80	512100	21104	PAYMENT OF INVOICE #21104--LABOR TO WORK ON 2011 MISC INSULATION WEEK ENDING 6/19/11	Jun-2011
16,467	Other	INCORP INC				1,383.82	512100	21105	PAYMENT OF INVOICE #21105--LABOR TO WORK ON U3-2 FLUE DUCT WEEK ENDING 6/19/11	Jun-2011
16,468	Other	INCORP INC				867.06	512100	21105	PAYMENT OF INVOICE #21105--LABOR TO WORK ON U3-2 FLUE DUCT WEEK ENDING 6/19/11	Jun-2011
16,469	Other	INCORP INC				479.35	512100	21106	PAYMENT OF INVOICE #21106--LABOR TO WORK ON U4-1 ID FAN WEEK ENDING 6/19/11	Jun-2011
16,470	Other	INCORP INC				299.87	512100	21106	PAYMENT OF INVOICE #21106--LABOR TO WORK ON U4-1 ID FAN WEEK ENDING 6/19/11	Jun-2011
16,471	Other	INCORP INC				500.13	512100	21107	PAYMENT OF INVOICE #21107--LABOR TO WORK ON U3-1 ID FAN WEEK ENDING 6/19/11	Jun-2011
16,472	Other	INCORP INC				155.88	512100	21107	PAYMENT OF INVOICE #21107--LABOR TO WORK ON U3-1 ID FAN WEEK ENDING 6/19/11	Jun-2011
16,473	Other	INCORP INC				360.75	512100	21124	PAYMENT OF INVOICE #21124--SCAFFOLDING FOR WEEK ENDING 7/17/11	Jun-2011
16,474	Other	INCORP INC				164.36	512100	21125	PAYMENT OF INVOICE #21125--SCAFFOLDING FOR U1 DRAIN TANK 1ST FLOOR WEEK ENDING 7/17/11	Jun-2011
16,475	Other	INCORP INC				92.40	512100	21149	Abatement repairs for w/e 06/12/11	JUL-2011
16,476	Other	INCORP INC				208.36	513100	21152	BUILD SCAFFOLD UNDER U2 AUX LV BUSHINGS	JUL-2011
16,477	Other	INCORP INC				529.25	513100	21153	T/M TO ABATE SERVICE WATER PIPING ON UNIT 1	JUL-2011
16,478	Other	INCORP INC				278.72	512100	21168	Insulation repairs for w/e 06/19/11	JUL-2011
16,479	Other	INCORP INC				115.25	512100	21168	Insulation repairs for w/e 06/19/11	JUL-2011
16,480	Other	INCORP INC				25.00	512100	21168	Insulation repairs for w/e 06/19/11	JUL-2011
16,481	Other	INCORP INC				1,425.17	512100	21169	PAYMENT OF INVOICE#21169-WORK ON U-1 ID FAN FOR WEEK ENDING 6/26/2011	JUL-2011
16,482	Other	INCORP INC				1,425.17	512100	21169	PAYMENT OF INVOICE#21169-WORK ON U-1 ID FAN FOR WEEK ENDING 6/26/2011	JUL-2011
16,483	Other	INCORP INC				57.24	512100	21169	PAYMENT OF INVOICE#21169-WORK ON U-1 ID FAN FOR WEEK ENDING 6/26/2011	JUL-2011
16,484	Other	INCORP INC				147.60	512017	21170	Insulation repairs for w/e 06/19/11	JUL-2011
16,485	Other	INCORP INC				393.60	512100	21171	Insulation repairs for w/e 06/19/11	JUL-2011
16,486	Other	INCORP INC				954.75	511100	21172	Insulation repairs for w/e 06/19/11	JUL-2011
16,487	Other	INCORP INC				184.40	512100	21173	Insulation repairs for w/e 06/12/11	JUL-2011
16,488	Other	INCORP INC				183.05	512100	21173	Insulation repairs for w/e 06/12/11	JUL-2011

KENTUCKY UTILITIES COMPANY
Case No. 2012- 00221
Analysis of Professional Services Expenses For the Test Year

(A)	(B)	(C)	(D)	(E)	(F)	(G)	(H)	(I)		
Line No.	Type	Vendor	Rate Case	Audit	Other	Total	Account	Invoice	Description	Period
16,489	Other	INCORP INC				393.60	512100	21174	Insulation repairs for w/e 06/12/11	JUL-2011
16,490	Other	INCORP INC				295.20	512100	21175	Insulation repairs for w/e 06/12/11	JUL-2011
16,491	Other	INCORP INC				276.60	512100	21175	Insulation repairs for w/e 06/12/11	JUL-2011
16,492	Other	INCORP INC				60.00	512100	21175	Insulation repairs for w/e 06/12/11	JUL-2011
16,493	Other	INCORP INC				492.00	511100	21176	Insulation repairs for w/e 06/12/11	JUL-2011
16,494	Other	INCORP INC				461.00	511100	21176	Insulation repairs for w/e 06/12/11	JUL-2011
16,495	Other	INCORP INC				100.00	511100	21176	Insulation repairs for w/e 06/12/11	JUL-2011
16,496	Other	INCORP INC				315.15	512100	21177	Insulation repairs for w/e 06/12/11	JUL-2011
16,497	Other	INCORP INC				1,050.58	512100	21178	PAYMENT OF INVOICE#21178 - MISC. INSULATION FOR WEEK ENDING 6/26/2011	JUL-2011
16,498	Other	INCORP INC				1,050.58	512100	21178	PAYMENT OF INVOICE#21178 - MISC. INSULATION FOR WEEK ENDING 6/26/2011	JUL-2011
16,499	Other	INCORP INC				123.20	512100	21179	Abatement repairs for w/e 06/19/11	JUL-2011
16,500	Other	INCORP INC				20.00	512100	21179	Abatement repairs for w/e 06/19/11	JUL-2011
16,501	Other	INCORP INC				1,857.77	512100	21180	PAYMENT OF INVOICE#21180-MISC. SCAFFOLDING FOR WEEK ENDING 6/26/2011	JUL-2011
16,502	Other	INCORP INC				1,857.76	512100	21180	PAYMENT OF INVOICE#21180-MISC. SCAFFOLDING FOR WEEK ENDING 6/26/2011	JUL-2011
16,503	Other	INCORP INC				196.80	512100	21211	Insulation repairs for w/e 06/26/11	JUL-2011
16,504	Other	INCORP INC				184.40	512100	21211	Insulation repairs for w/e 06/26/11	JUL-2011
16,505	Other	INCORP INC				40.00	512100	21211	Insulation repairs for w/e 06/26/11	JUL-2011
16,506	Other	INCORP INC				787.20	512100	21212	Insulation repairs for w/e 06/26/11	JUL-2011
16,507	Other	INCORP INC				184.40	512100	21212	Insulation repairs for w/e 06/26/11	JUL-2011
16,508	Other	INCORP INC				40.00	512100	21212	Insulation repairs for w/e 06/26/11	JUL-2011
16,509	Other	INCORP INC				590.40	512100	21213	Insulation repairs for w/e 06/26/11	JUL-2011
16,510	Other	INCORP INC				461.00	512100	21213	Insulation repairs for w/e 06/26/11	JUL-2011
16,511	Other	INCORP INC				100.00	512100	21213	Insulation repairs for w/e 06/26/11	JUL-2011
16,512	Other	INCORP INC				393.60	511100	21214	Insulation repairs for w/e 06/26/11	JUL-2011
16,513	Other	INCORP INC				2,477.25	513100	21234	T/M ALLOWANCE TO BUILD SCAFFOLD FOR UNIT 3 CW FLOW TESTING	JUL-2011
16,514	Other	INCORP INC				358.73	513100	21234	T/M ALLOWANCE TO BUILD SCAFFOLD FOR UNIT 3 CW FLOW TESTING	JUL-2011
16,515	Other	INCORP INC				1,595.47	512100	21242	PAYMENT OF INVOICE #21242--LABOR TO WORK ON U1-1 ID FAN WEEK ENDING 7/3/11	JUL-2011
16,516	Other	INCORP INC				504.90	512100	21242	PAYMENT OF INVOICE #21242--LABOR TO WORK ON U1-1 ID FAN WEEK ENDING 7/3/11	JUL-2011
16,517	Other	INCORP INC				2,611.86	512100	21243	PAYMENT OF INVOICE #21243--LABOR TO WORK ON 2011 MISC SCAFFOLDING WEEK ENDING 7/3/11	JUL-2011
16,518	Other	INCORP INC				1,831.18	512100	21243	PAYMENT OF INVOICE #21243--LABOR TO WORK ON 2011 MISC SCAFFOLDING WEEK ENDING 7/3/11	JUL-2011
16,519	Other	INCORP INC				1,641.37	512100	21244	PAYMENT OF INVOICE #21244--LABOR TO WORK ON 2011 MISC INSULATION WEEK ENDING 7/3/11	JUL-2011
16,520	Other	INCORP INC				408.05	512100	21244	PAYMENT OF INVOICE #21244--LABOR TO WORK ON 2011 MISC INSULATION WEEK ENDING 7/3/11	JUL-2011
16,521	Other	INCORP INC				98.40	512100	21254	Insulation repairs for w/e 07/03/11	JUL-2011
16,522	Other	INCORP INC				92.20	512100	21254	Insulation repairs for w/e 07/03/11	JUL-2011
16,523	Other	INCORP INC				20.00	512100	21254	Insulation repairs for w/e 07/03/11	JUL-2011
16,524	Other	INCORP INC				393.60	512100	21255	Insulation repairs for w/e 07/03/11	JUL-2011
16,525	Other	INCORP INC				368.80	512100	21255	Insulation repairs for w/e 07/03/11	JUL-2011
16,526	Other	INCORP INC				80.00	512100	21255	Insulation repairs for w/e 07/03/11	JUL-2011
16,527	Other	INCORP INC				479.44	512100	21256	Insulation repairs for w/e 07/03/11	JUL-2011
16,528	Other	INCORP INC				233.04	512100	21256	Insulation repairs for w/e 07/03/11	JUL-2011
16,529	Other	INCORP INC				40.00	512100	21256	Insulation repairs for w/e 07/03/11	JUL-2011
16,530	Other	INCORP INC				663.58	512100	21257	Insulation repairs for w/e 07/03/11	JUL-2011
16,531	Other	INCORP INC				332.80	512100	21257	Insulation repairs for w/e 07/03/11	JUL-2011
16,532	Other	INCORP INC				52.50	512100	21257	Insulation repairs for w/e 07/03/11	JUL-2011
16,533	Other	INCORP INC				399.69	512100	21258	Insulation repairs for w/e 07/03/11	JUL-2011
16,534	Other	INCORP INC				389.06	512100	21258	Insulation repairs for w/e 07/03/11	JUL-2011
16,535	Other	INCORP INC				65.00	512100	21258	Insulation repairs for w/e 07/03/11	JUL-2011
16,536	Other	INCORP INC				787.20	512100	21268	Insulation repairs for w/e 07/10/11	JUL-2011
16,537	Other	INCORP INC				393.60	510100	21269	Insulation repairs for w/e 07/10/11	JUL-2011
16,538	Other	INCORP INC				393.60	512100	21270	Insulation repairs for w/e 07/03/11	JUL-2011

KENTUCKY UTILITIES COMPANY
Case No. 2012- 00221
Analysis of Professional Services Expenses For the Test Year

(A)	(B)	(C)	(D)	(E)	(F)	(G)	(H)	(I)		
Line No.	Type	Vendor	Rate Case	Audit	Other	Total	Account	Invoice	Description	Period
16,539	Other	INCORP INC				368.80	512100	21270	Insulation repairs for w/e 07/03/11	JUL-2011
16,540	Other	INCORP INC				80.00	512100	21270	Insulation repairs for w/e 07/03/11	JUL-2011
16,541	Other	INCORP INC				787.20	511100	21271	Insulation repairs for w/e 07/10/11	JUL-2011
16,542	Other	INCORP INC				652.16	511100	21271	Insulation repairs for w/e 07/10/11	JUL-2011
16,543	Other	INCORP INC				1,370.08	512100	21272	PAYMENT OF INVOICE #21272--LABOR TO WORK ON MISC. INSULATION WEEK ENDING 7/10/11	JUL-2011
16,544	Other	INCORP INC				2,854.81	512100	21273	PAYMENT OF INVOICE #21273--LABOR TO WORK ON 2011 MISC. SCAFFOLDING WEEK ENDING 7/10/11	JUL-2011
16,545	Other	INCORP INC				492.20	512100	21274	PAYMENT OF INVOICE #21274--LABOR TO WORK ON U3 BOILER FRONT WINDBOX WEEK ENDING 7/10/11	JUL-2011
16,546	Other	INCORP INC				636.67	512100	21275	PAYMENT OF INVOICE #21275--SCAFFOLD RENTAL FOR THE WEEK ENDING 7/10/11	JUL-2011
16,547	Other	INCORP INC				787.20	512100	21286	Insulation repairs for w/e 07/10/11 - No. 4 blr. waterwall tubes/headers - 07/09/11 & 07/10/11	JUL-2011
16,548	Other	INCORP INC				289.00	512100	21286	Insulation repairs for w/e 07/10/11 - No. 4 blr. waterwall tubes/headers - 07/09/11 & 07/10/11	JUL-2011
16,549	Other	INCORP INC				60.00	512100	21286	Insulation repairs for w/e 07/10/11 - No. 4 blr. waterwall tubes/headers - 07/09/11 & 07/10/11	JUL-2011
16,550	Other	INCORP INC				1,279.38	512100	21340	Insulation repairs for w/e 07/17/11	JUL-2011
16,551	Other	INCORP INC				319.84	512100	21340	Insulation repairs for w/e 07/17/11	JUL-2011
16,552	Other	INCORP INC				107.66	511100	21340	CORRECT ACCT EQUIPMENT	AUG-2011
16,553	Other	INCORP INC				295.02	512100	21341	Insulation repairs for w/e 07/17/11	JUL-2011
16,554	Other	INCORP INC				73.76	512100	21341	Insulation repairs for w/e 07/17/11	JUL-2011
16,555	Other	INCORP INC				24.82	511100	21341	CORRECT ACCT	AUG-2011
16,556	Other	INCORP INC				3,196.09	512100	21342	PAYMENT OF INVOICE #21342--LABOR TO WORK ON MISC. INSULATION 2011 WEEK ENDING 7/17/11	JUL-2011
16,557	Other	INCORP INC				127.55	511100	21343	PAYMENT OF INVOICE #21343--LABOR TO WORK ON U-AUX WEEK ENDING 7/17/11	JUL-2011
16,558	Other	INCORP INC				551.40	512017	21344	PAYMENT OF INVOICE #21344--LABOR TO WORK ON HYDROVEYOR 1B WEEK ENDING 7/17/11	JUL-2011
16,559	Other	INCORP INC				536.84	512017	21345	PAYMENT OF INVOICE #21345--LABOR TO WORK ON U2 ASH SEAL TROUGH FOR WEEK ENDING 7/17/11	JUL-2011
16,560	Other	INCORP INC				2,320.62	512100	21346	PAYMENT OF INVOICE #21346--LABOR TO WORK ON 2011 MISC. SCAFFOLDING WEEK ENDING 7/17/11	JUL-2011
16,561	Other	INCORP INC				2,720.76	512100	21363	PAYMENT OF INVOICE #21363--LABOR TO WORK ON MISC SCAFFOLDING 2011 WEEK ENDING 7/24/11	AUG-2011
16,562	Other	INCORP INC				590.38	512005	21364	PAYMENT OF INVOICE #21364--LABOR TO WORK ON U4-5 ABSORBER RECYCLE PUMP WEEK ENDING 7/24/11	AUG-2011
16,563	Other	INCORP INC				3,351.61	512100	21365	PAYMENT OF INVOICE #21365--LABOR TO WORK ON 2011 MISC INSULATION WEEK ENDING 7/24/11	AUG-2011
16,564	Other	INCORP INC				704.60	512017	21421	Abatement repairs for w/e 07/24/11	AUG-2011
16,565	Other	INCORP INC				57.50	512017	21421	Abatement repairs for w/e 07/24/11	AUG-2011
16,566	Other	INCORP INC				639.60	512017	21422	Insulation repairs for w/e 07/24/11	AUG-2011
16,567	Other	INCORP INC				587.78	512017	21422	Insulation repairs for w/e 07/24/11	AUG-2011
16,568	Other	INCORP INC				259.98	511100	21422	Insulation repairs for w/e 07/24/11	AUG-2011
16,569	Other	INCORP INC				34.58	512100	21423	Insulation repairs for w/e 07/24/11	AUG-2011
16,570	Other	INCORP INC				34.57	512100	21423	Insulation repairs for w/e 07/24/11	AUG-2011
16,571	Other	INCORP INC				7.50	512100	21423	Insulation repairs for w/e 07/24/11	AUG-2011
16,572	Other	INCORP INC				23.05	512100	21424	Insulation repairs for w/e 07/24/11	AUG-2011
16,573	Other	INCORP INC				23.05	512100	21424	Insulation repairs for w/e 07/24/11	AUG-2011
16,574	Other	INCORP INC				5.00	512100	21424	Insulation repairs for w/e 07/24/11	AUG-2011
16,575	Other	INCORP INC				184.40	512100	21425	Insulation repairs for w/e 07/24/11	AUG-2011
16,576	Other	INCORP INC				115.25	512100	21425	Insulation repairs for w/e 07/24/11	AUG-2011
16,577	Other	INCORP INC				40.00	511100	21425	Insulation repairs for w/e 07/24/11	AUG-2011
16,578	Other	INCORP INC				505.75	511100	21426	Insulation repairs for w/e 07/24/11	AUG-2011
16,579	Other	INCORP INC				161.35	511100	21426	Insulation repairs for w/e 07/24/11	AUG-2011
16,580	Other	INCORP INC				70.00	511100	21426	Insulation repairs for w/e 07/24/11	AUG-2011
16,581	Other	INCORP INC				34.58	512100	21427	Insulation repairs for w/e 07/24/11	AUG-2011
16,582	Other	INCORP INC				34.57	512100	21427	Insulation repairs for w/e 07/24/11	AUG-2011
16,583	Other	INCORP INC				7.50	511100	21427	Insulation repairs for w/e 07/24/11	AUG-2011

KENTUCKY UTILITIES COMPANY
Case No. 2012- 00221
Analysis of Professional Services Expenses For the Test Year

(A)	(B)	(C)	(D)	(E)	(F)	(G)	(H)	(I)		
Line No.	Type	Vendor	Rate Case	Audit	Other	Total	Account	Invoice	Description	Period
16,584	Other	INCORP INC				393.60	511100	21428	Insulation repairs for w/e 07/24/11	AUG-2011
16,585	Other	INCORP INC				2,762.63	512100	21445	PAYMENT OF INVOICE #21445--MISC. SCAFFOLDING IN JULY	AUG-2011
16,586	Other	INCORP INC				556.68	511100	21446	PAYMENT OF INVOICE #21446--LABOR TO WORK ON U2 AUXILIARY SUMP PUMP WEEK ENDING 7/31/11	AUG-2011
16,587	Other	INCORP INC				2,303.86	512100	21447	PAYMENT OF INVOICE #21447--LABOR TO WORK ON MISC. INSULATION WEEK ENDING 7/31/11	AUG-2011
16,588	Other	INCORP INC				2,033.56	512100	21448	PAYMENT OF INVOICE #21448--LABOR TO WORK ON MISC. SCAFFOLDING WEEK ENDING 7/31/11	AUG-2011
16,589	Other	INCORP INC				1,154.26	512017	21449	PAYMENT OF INVOICE #21449--LABOR TO WORK ON U3-1 DRY ASH LINE WEEK ENDING 7/31/11	AUG-2011
16,590	Other	INCORP INC				276.22	512100	21456	Insulation repairs for w/e 07/31/11	AUG-2011
16,591	Other	INCORP INC				15.00	512100	21456	Insulation repairs for w/e 07/31/11	AUG-2011
16,592	Other	INCORP INC				2,122.40	512100	21457	Insulation repairs for w/e 07/31/11	AUG-2011
16,593	Other	INCORP INC				265.00	512100	21457	Insulation repairs for w/e 07/31/11	AUG-2011
16,594	Other	INCORP INC				921.14	512100	21458	Insulation repairs for w/e 07/31/11	AUG-2011
16,595	Other	INCORP INC				864.38	512100	21458	Insulation repairs for w/e 07/31/11	AUG-2011
16,596	Other	INCORP INC				137.50	512100	21458	Insulation repairs for w/e 07/31/11	AUG-2011
16,597	Other	INCORP INC				679.57	512100	21459	Insulation repairs for w/e 07/31/11	AUG-2011
16,598	Other	INCORP INC				45.00	512100	21459	Insulation repairs for w/e 07/31/11	AUG-2011
16,599	Other	INCORP INC				1,180.80	511100	21460	Insulation repairs for w/e 07/31/11	AUG-2011
16,600	Other	INCORP INC				184.40	511100	21460	Insulation repairs for w/e 07/31/11	AUG-2011
16,601	Other	INCORP INC				132.48	511100	21460	CORRECT ACCT Contractor equipment	AUG-2011
16,602	Other	INCORP INC				40.00	511100	21460	Insulation repairs for w/e 07/31/11	AUG-2011
16,603	Other	INCORP INC				787.20	511100	21461	Abatement repairs for w/e 07/31/11	AUG-2011
16,604	Other	INCORP INC				43.20	512100	21474	Air sampling for July, 2011	AUG-2011
16,605	Other	INCORP INC				21.60	511100	21474	Air sampling for July, 2011	AUG-2011
16,606	Other	INCORP INC				694.75	512100	21482	PAYMENT OF INVOICE #21482--LABOR TO WORK ON U3-1 APHC PURGE AIR CHECK VALVE WEEK ENDING 8/7/11	AUG-2011
16,607	Other	INCORP INC				836.41	511100	21483	PAYMENT OF INVOICE #21483--LABOR TO WORK ON U2 AUX SUMP PUMP WEEK ENDING 8/7/11	AUG-2011
16,608	Other	INCORP INC				1,403.93	512100	21484	PAYMENT OF INVOICE #21484--LABOR TO WORK ON 2011 MISC SCAFFOLDING WEEK ENDING 8/7/11	AUG-2011
16,609	Other	INCORP INC				224.40	512100	21484	PAYMENT OF INVOICE #21484--LABOR TO WORK ON 2011 MISC SCAFFOLDING WEEK ENDING 8/7/11	AUG-2011
16,610	Other	INCORP INC				524.98	512100	21485	PAYMENT OF INVOICE #21485--LABOR TO WORK ON 2011 MISC INSULATION WEEK ENDING 8/7/11	AUG-2011
16,611	Other	INCORP INC				28.05	512100	21485	PAYMENT OF INVOICE #21485--LABOR TO WORK ON 2011 MISC INSULATION WEEK ENDING 8/7/11	AUG-2011
16,612	Other	INCORP INC				2,495.29	512017	21486	PAYMENT OF INVOICE #21486--LABOR TO WORK ON 3-1 PRECIPITATOR HOPPER WEEK ENDING 8/7/11	AUG-2011
16,613	Other	INCORP INC				308.55	512017	21486	PAYMENT OF INVOICE #21486--LABOR TO WORK ON 3-1 PRECIPITATOR HOPPER WEEK ENDING 8/7/11	AUG-2011
16,614	Other	INCORP INC				1,082.40	512100	21496	Insulation repairs w/e 08/07/11	AUG-2011
16,615	Other	INCORP INC				492.00	511100	21497	Insulation repairs w/e 08/07/11	AUG-2011
16,616	Other	INCORP INC				1,125.91	512100	21498	Insulation repairs w/e 08/07/11	AUG-2011
16,617	Other	INCORP INC				145.00	512100	21498	Insulation repairs w/e 08/07/11	AUG-2011
16,618	Other	INCORP INC				689.51	512100	21510	PAYMENT OF INVOICE #21510--LABOR TO WORK ON U1 BLR WN TUBE LEAK WEEK ENDING 8/14/11	AUG-2011
16,619	Other	INCORP INC				754.29	512100	21511	PAYMENT OF INVOICE #21511--LABOR TO WORK ON U1-1-1 AUX AIR DUCT WEEK ENDING 8/14/11	AUG-2011
16,620	Other	INCORP INC				1,103.44	511100	21512	PAYMENT OF INVOICE #21512--LABOR TO WORK ON U2 AUXILIARY SUMP PUMP PIPING WEEK ENDING 8/14/11	AUG-2011
16,621	Other	INCORP INC				3,439.54	512017	21513	PAYMENT OF INVOICE #21513--LABOR TO WORK ON U3-1-1 PRECIPITATOR HOPPER WEEK ENDING 8/14/11	AUG-2011
16,622	Other	INCORP INC				1,831.97	512100	21514	PAYMENT OF INVOICE #21514--LABOR TO WORK ON 2011 MISC. SCAFFOLDING WEEK ENDING 8/14/11	AUG-2011
16,623	Other	INCORP INC				1,398.24	511100	21538	Abatement repairs for w/e 08/14/11	AUG-2011
16,624	Other	INCORP INC				492.80	511100	21538	Abatement repairs for w/e 08/14/11	AUG-2011
16,625	Other	INCORP INC				307.90	511100	21538	Abatement repairs for w/e 08/14/11	AUG-2011
16,626	Other	INCORP INC				123.20	511100	21539	Abatement repairs for w/e 08/14/11	AUG-2011

KENTUCKY UTILITIES COMPANY
Case No. 2012- 00221
Analysis of Professional Services Expenses For the Test Year

(A)	(B)	(C)	(D)	(E)	(F)	(G)	(H)	(I)		
Line No.	Type	Vendor	Rate Case	Audit	Other	Total	Account	Invoice	Description	Period
16,627	Other	INCORP INC				138.60	512100	21540	Abatement repairs for w/e 08/14/11	AUG-2011
16,628	Other	INCORP INC				131.09	512100	21540	Abatement repairs for w/e 08/14/11	AUG-2011
16,629	Other	INCORP INC				418.40	511100	21541	Insulation repairs for w/e 08/14/11	AUG-2011
16,630	Other	INCORP INC				138.30	511100	21541	Insulation repairs for w/e 08/14/11	AUG-2011
16,631	Other	INCORP INC				3,020.97	512100	21567	PAYMENT OF INVOICE#21567-LABOR TO WORK ON 2011 MISC. SCAFFOLDING WEEK ENDING 8/21/11	AUG-2011
16,632	Other	INCORP INC				715.53	512100	21568	PAYMENT OF INVOICE#21568-LABOR TO WORK ON 2011 MISC. SCAFFOLDING WEEK ENDING 8/21/11	AUG-2011
16,633	Other	INCORP INC				551.40	512100	21569	PAYMENT OF INVOICE#21569-LABOR TO WORK ON U-1 SECONDARY AIR DUCT WEEK ENDING 8/21/11	AUG-2011
16,634	Other	INCORP INC				585.65	512100	21570	PAYMENT OF INVOICE#21570-LABOR TO WORK ON 1-1 & 1-2 ID FANS WEEK ENDING 8/21/11	AUG-2011
16,635	Other	INCORP INC				1,909.62	511100	21571	PAYMENT OF INVOICE#21571-LABOR TO WORK ON U-2 AUXILLARY SUMP PUMP WEEK ENDING 8/21/11	AUG-2011
16,636	Other	INCORP INC				2,371.12	512100	21618	PAYMENT OF INVOICE #21618--LABOR TO WORK ON 2011 MISC. SCAFFOLDING WEEK ENDING 8/28/11	SEP-2011
16,637	Other	INCORP INC				1,084.05	512100	21619	PAYMENT OF INVOICE #21619--LABOR TO WORK ON 2011 MISC INSULATION WEEK ENDING 8/28/11	SEP-2011
16,638	Other	INCORP INC				1,823.01	511100	21620	PAYMENT OF INVOICE #21620--LABOR TO WORK ON U2 AUXILIARY SUMP PUMPS WEEK ENDING 8/28/11	SEP-2011
16,639	Other	INCORP INC				1,159.24	512100	21621	PAYMENT OF INVOICE #21621--LABOR TO WORK ON U1 ID FANS WEEK ENDING 8/28/11	SEP-2011
16,640	Other	INCORP INC				105.85	514100	21622	PAYMENT OF INVOICE #21622--LABOR TO WORK ON FIREPROOF SYSTEM WEEK ENDING 8/28/11	SEP-2011
16,641	Other	INCORP INC				211.70	514100	21623	PAYMENT OF INVOICE #21623--LABOR TO WORK ON COAL YARD FIRE PROTECTION PIPING WEEK ENDING 8/28/11	SEP-2011
16,642	Other	INCORP INC				1,122.90	511100	21645	Abatement repairs for w/e 08/21/11	SEP-2011
16,643	Other	INCORP INC				1,019.55	511100	21645	Abatement repairs for w/e 08/21/11	SEP-2011
16,644	Other	INCORP INC				40.00	511100	21645	Abatement repairs for w/e 08/21/11	SEP-2011
16,645	Other	INCORP INC				246.00	511100	21646	Insulation repairs for w/e 09/21/11	SEP-2011
16,646	Other	INCORP INC				132.48	511100	21646	Insulation repairs for w/e 09/21/11	SEP-2011
16,647	Other	INCORP INC				115.25	511100	21646	Insulation repairs for w/e 09/21/11	SEP-2011
16,648	Other	INCORP INC				289.00	512100	21647	Insulation repairs for w/e 09/21/11	SEP-2011
16,649	Other	INCORP INC				184.40	512100	21647	Insulation repairs for w/e 09/21/11	SEP-2011
16,650	Other	INCORP INC				130.42	512100	21647	Insulation repairs for w/e 09/21/11	SEP-2011
16,651	Other	INCORP INC				130.41	512100	21647	Insulation repairs for w/e 09/21/11	SEP-2011
16,652	Other	INCORP INC				104.60	512100	21647	Insulation repairs for w/e 09/21/11	SEP-2011
16,653	Other	INCORP INC				1,012.16	512100	21657	SCAFFOLD RENTAL AT GHENT FOR AUGUST	SEP-2011
16,654	Other	INCORP INC				250.21	512005	21657	SCAFFOLD RENTAL AT GHENT FOR AUGUST	SEP-2011
16,655	Other	INCORP INC				593.64	511100	21660	Abatement repairs for w/e 08/28/11	SEP-2011
16,656	Other	INCORP INC				276.74	511100	21660	Abatement repairs for w/e 08/28/11	SEP-2011
16,657	Other	INCORP INC				246.40	511100	21660	Abatement repairs for w/e 08/28/11	SEP-2011
16,658	Other	INCORP INC				246.40	511100	21661	Abatement repairs for w/e 08/28/11	SEP-2011
16,659	Other	INCORP INC				233.04	511100	21661	Abatement repairs for w/e 08/28/11	SEP-2011
16,660	Other	INCORP INC				479.44	511100	21662	Abatement repairs for w/e 08/28/11	SEP-2011
16,661	Other	INCORP INC				233.04	511100	21662	Abatement repairs for w/e 08/28/11	SEP-2011
16,662	Other	INCORP INC				40.00	511100	21662	Abatement repairs for w/e 08/28/11	SEP-2011
16,663	Other	INCORP INC				479.44	511100	21663	Abatement repairs for w/e 08/28/11	SEP-2011
16,664	Other	INCORP INC				233.04	511100	21663	Abatement repairs for w/e 08/28/11	SEP-2011
16,665	Other	INCORP INC				288.13	513100	21664	Insulation repairs for w/e 08/28/11	SEP-2011
16,666	Other	INCORP INC				209.20	513100	21664	Insulation repairs for w/e 08/28/11	SEP-2011
16,667	Other	INCORP INC				386.20	511100	21709	PAYMENT OF INVOICE #21709--LABOR TO WORK ON U2 AUXILIARY SUMP PUMPS WEEK ENDING 9/4/11	SEP-2011
16,668	Other	INCORP INC				1,212.37	512100	21710	PAYMENT OF INVOICE #21710--LABOR TO WORK ON U4 ID FAN WEEK ENDING 9/4/11	SEP-2011
16,669	Other	INCORP INC				517.15	513100	21711	PAYMENT OF INVOICE #21711--LABOR TO WORK ON U3 TURBINE CROSSOVER WEEK ENDING 9/4/11	SEP-2011
16,670	Other	INCORP INC				756.62	512100	21712	PAYMENT OF INVOICE #21712--LABOR TO WORK ON U2 AIR PIPING WEEK ENDING 9/4/11	SEP-2011

KENTUCKY UTILITIES COMPANY
Case No. 2012- 00221
Analysis of Professional Services Expenses For the Test Year

(A)	(B)	(C)	(D)	(E)	(F)	(G)	(H)	(I)		
Line No.	Type	Vendor	Rate Case	Audit	Other	Total	Account	Invoice	Description	Period
16,671	Other	INCORP INC				1,554.55	512100	21713	PAYMENT OF INVOICE #21713--LABOR TO WORK ON U1 ID FAN WEEK ENDING 9/4/11	SEP-2011
16,672	Other	INCORP INC				1,865.47	512100	21714	PAYMENT OF INVOICE #21714--LABOR TO WORK ON 2011 MISC. SCAFFOLDING WEEK ENDING 9/4/11	SEP-2011
16,673	Other	INCORP INC				485.85	512100	21715	PAYMENT OF INVOICE #21715--LABOR TO WORK ON 2011 MISC. INSULATION WEEK ENDING 9/4/11	SEP-2011
16,674	Other	INCORP INC				1,495.20	512100	21761	PAYMENT OF INVOICE #21761--LABOR TO WORK ON U1 ID FANS WEEK ENDING 9/11/11	SEP-2011
16,675	Other	INCORP INC				841.05	512100	21762	PAYMENT OF INVOICE #21764--LABOR TO WORK ON 2011 MISC. SCAFFOLDING WEEK ENDING 9/11/11	SEP-2011
16,676	Other	INCORP INC				560.70	512100	21763	PAYMENT OF INVOICE #21763--LABOR TO WORK ON U3 BOILER TUBE LEAK WEEK ENDING 9/11/11	SEP-2011
16,677	Other	INCORP INC				841.05	512100	21764	PAYMENT OF INVOICE #21762--LABOR TO WORK ON 2011 MISC. INSULATION WEEK ENDING 9/11/11	SEP-2011
16,678	Other	INCORP INC				299.65	511100	21768	Asbestos repairs for w/e 09/04/11	SEP-2011
16,679	Other	INCORP INC				119.86	512100	21768	Asbestos repairs for w/e 09/04/11	SEP-2011
16,680	Other	INCORP INC				59.93	511100	21768	Asbestos repairs for w/e 09/04/11	SEP-2011
16,681	Other	INCORP INC				479.44	511100	21769	Asbestos repairs for w/e 09/04/11	SEP-2011
16,682	Other	INCORP INC				209.76	511100	21770	Asbestos repairs for w/e 09/04/11	SEP-2011
16,683	Other	INCORP INC				59.93	512100	21770	Asbestos repairs for w/e 09/04/11	SEP-2011
16,684	Other	INCORP INC				59.93	511100	21771	Asbestos repairs for w/e 09/04/11	SEP-2011
16,685	Other	INCORP INC				479.44	511100	21772	Asbestos repairs for w/e 09/04/11	SEP-2011
16,686	Other	INCORP INC				172.21	512100	21773	Insulation repairs for w/e 09/04/11	SEP-2011
16,687	Other	INCORP INC				344.40	511100	21774	Insulation repairs for w/e 09/04/11	SEP-2011
16,688	Other	INCORP INC				30.80	511100	21798	Abatement repairs for w/e 09/11/11	SEP-2011
16,689	Other	INCORP INC				239.72	511100	21799	Abatement repairs for w/e 09/11/11	SEP-2011
16,690	Other	INCORP INC				119.86	511100	21799	Abatement repairs for w/e 09/11/11	SEP-2011
16,691	Other	INCORP INC				89.06	511100	21799	Abatement repairs for w/e 09/11/11	SEP-2011
16,692	Other	INCORP INC				359.58	511100	21800	Abatement repairs for w/e 09/11/11	SEP-2011
16,693	Other	INCORP INC				59.93	511100	21800	Abatement repairs for w/e 09/11/11	SEP-2011
16,694	Other	INCORP INC				59.93	511100	21800	Abatement repairs for w/e 09/11/11	SEP-2011
16,695	Other	INCORP INC				2,382.90	512100	21801	PAYMENT OF INVOICE #21801--LABOR TO WORK ON 2011 MISC SCAFFOLDING WEEK ENDING 9/18/11	SEP-2011
16,696	Other	INCORP INC				819.52	512100	21802	PAYMENT OF INVOICE #21802--LABOR TO WORK ON 2011 MISC INSULATION WEEK ENDING 9/18/11	SEP-2011
16,697	Other	INCORP INC				704.05	512100	21803	PAYMENT OF INVOICE #21803--LABOR TO WORK ON U4 ID FANS WEEK ENDING 9/18/11	SEP-2011
16,698	Other	INCORP INC				507.70	512011	21804	PAYMENT OF INVOICE #21804--LABOR TO WORK ON U2 SO2 ANALYZER WEEK ENDING 9/18/11	SEP-2011
16,699	Other	INCORP INC				401.85	512017	21805	PAYMENT OF INVOICE #21805--LABOR TO WORK ON U2 DRY ASH LINE AIR SEPARATOR WEEK ENDING 9/18/11	SEP-2011
16,700	Other	INCORP INC				96.55	513100	21806	PAYMENT OF INVOICE #21806--LABOR TO WORK ON WATER LINES WEEK ENDING 9/18/11	SEP-2011
16,701	Other	INCORP INC				996.35	513100	21807	PAYMENT OF INVOICE #21807--LABOR TO WORK ON 3-2 CIRC WATER PIPING TUBE LEAK WEEK ENDING 9/18/11	SEP-2011
16,702	Other	INCORP INC				296.17	512005	21808	PAYMENT OF INVOICE #21808--LABOR TO WORK ON ABSORBER WEEK ENDING 9/18/11	SEP-2011
16,703	Other	INCORP INC				255.10	512101	21809	PAYMENT OF INVOICE #21809--LABOR TO WORK ON 4-1 EYE WASH WEEK ENDING 9/18/11	SEP-2011
16,704	Other	INCORP INC				358.61	512100	21810	PAYMENT OF INVOICE #21810--3RD PARTY BILLING FOR WEEK OF 9/18/11	SEP-2011
16,705	Other	INCORP INC				1,908.16	512100	21811	PAYMENT OF INVOICE #21811--SCAFFOLD RENTAL FOR 8/15 THRU 9/11/11	SEP-2011
16,706	Other	INCORP INC				616.46	512100	21812	PAYMENT OF INVOICE #21812--3RD PARTY BILLING FOR MISC SCAFFOLDING FOR SEPTEMBER 2011	SEP-2011
16,707	Other	INCORP INC				368.80	511100	21844	Insulation repairs for w/e 09/11/11	SEP-2011
16,708	Other	INCORP INC				367.45	511100	21844	Insulation repairs for w/e 09/11/11	SEP-2011
16,709	Other	INCORP INC				553.20	511100	21845	Insulation repairs for w/e 09/11/11	SEP-2011
16,710	Other	INCORP INC				209.20	511100	21845	Insulation repairs for w/e 09/11/11	SEP-2011
16,711	Other	INCORP INC				368.80	511100	21846	Insulation repairs for w/e 09/11/11	SEP-2011
16,712	Other	INCORP INC				26.15	511100	21846	Insulation repairs for w/e 09/11/11	SEP-2011
16,713	Other	INCORP INC				184.40	510100	21847	Labor Day holiday - Luis A. Figueroa	SEP-2011

KENTUCKY UTILITIES COMPANY
Case No. 2012- 00221
Analysis of Professional Services Expenses For the Test Year

(A)	(B)	(C)	(D)	(E)	(F)	(G)	(H)	(I)		
Line No.	Type	Vendor	Rate Case	Audit	Other	Total	Account	Invoice	Description	Period
16,714	Other	INCORP INC				2,786.80	512100	21861	PAYMENT OF INVOICE #21861--LABOR TO WORK ON 2011 MISC SCAFFOLDING WEEK ENDING 9/25/11	SEP-2011
16,715	Other	INCORP INC				1,419.26	513100	21862	PAYMENT OF INVOICE #21862--LABOR TO WORK ON 3-2 CIRC WATER PUMP WEEK ENDING 9/25/11	SEP-2011
16,716	Other	INCORP INC				1,032.61	512100	21863	PAYMENT OF INVOICE #21863--LABOR TO WORK ON 2011 MISC. INSULATION WEEK ENDING 9/25/11	SEP-2011
16,717	Other	INCORP INC				1,309.11	514100	21864	PAYMENT OF INVOICE #21864--LABOR TO WORK ON COAL YARD FIRE PROTECTION WEEK ENDING 9/25/11	SEP-2011
16,718	Other	INCORP INC				107.71	511100	21865	PAYMENT OF INVOICE #21865--LABOR TO WORK ON POTABLE WATER LINES WAREHOUSE WEEK ENDING 9/25/11	SEP-2011
16,719	Other	INCORP INC				96.55	512017	21866	PAYMENT OF INVOICE #21866--LABOR TO WORK ON ASH POND FILTRATION PIPING WEEK ENDING 9/25/11	SEP-2011
16,720	Other	INCORP INC				258.50	512005	21867	PAYMENT OF INVOICE #21867--LABOR TO WORK ON U4 FGD PIPING AND VALVES WEEK ENDING 9/25/11	SEP-2011
16,721	Other	INCORP INC				2,002.45	513100	21875	T/M ALLOWANCE FOR SCAFFOLDING	OCT-2011
16,722	Other	INCORP INC				179.79	512017	21900	Abatement repairs for w/e 09/18/11	OCT-2011
16,723	Other	INCORP INC				59.93	512100	21900	Abatement repairs for w/e 09/18/11	OCT-2011
16,724	Other	INCORP INC				351.50	512100	21901	Abatement repairs for w/e 09/18/11	OCT-2011
16,725	Other	INCORP INC				246.40	511100	21902	Abatement repairs for w/e 09/18/11	OCT-2011
16,726	Other	INCORP INC				233.04	511100	21902	Abatement repairs for w/e 09/18/11	OCT-2011
16,727	Other	INCORP INC				196.80	512100	21903	Insulation repairs for w/e 09/18/11	OCT-2011
16,728	Other	INCORP INC				209.20	511100	21904	Insulation repairs for w/e 09/18/11	OCT-2011
16,729	Other	INCORP INC				184.40	511100	21904	Insulation repairs for w/e 09/18/11	OCT-2011
16,730	Other	INCORP INC				209.20	511100	21905	Insulation repairs for w/e 09/18/11	OCT-2011
16,731	Other	INCORP INC				184.40	511100	21905	Insulation repairs for w/e 09/18/11	OCT-2011
16,732	Other	INCORP INC				324.45	511100	21906	Insulation repairs for w/e 09/18/11	OCT-2011
16,733	Other	INCORP INC				132.50	511100	21906	Insulation repairs for w/e 09/18/11	OCT-2011
16,734	Other	INCORP INC				479.44	512100	21907	Abatement repairs for w/e 09/25/11	OCT-2011
16,735	Other	INCORP INC				119.86	512100	21908	Abatement repairs for w/e 09/25/11	OCT-2011
16,736	Other	INCORP INC				239.72	511100	21909	Abatement repairs for w/e 09/25/11	OCT-2011
16,737	Other	INCORP INC				243.06	512100	21910	Abatement repairs for w/e 09/25/11	OCT-2011
16,738	Other	INCORP INC				383.97	511100	21911	Insulation repairs for w/e 09/25/11	OCT-2011
16,739	Other	INCORP INC				393.60	511100	21912	Insulation repairs for w/e 09/25/11	OCT-2011
16,740	Other	INCORP INC				196.80	511100	21913	Insulation repairs for w/e 09/25/11	OCT-2011
16,741	Other	INCORP INC				295.20	512017	21914	Insulation repairs for w/e 09/25/11	OCT-2011
16,742	Other	INCORP INC				216.48	511100	21914	Insulation repairs for w/e 09/25/11	OCT-2011
16,743	Other	INCORP INC				861.21	512100	21946	PAYMENT OF INVOICE #21946--SCAFFOLD RENTAL AND LABOR TO WORK ON 2011 MISC. SCAFFOLDING WEEK ENDING 10/2/11	OCT-2011
16,744	Other	INCORP INC				477.04	512100	21946	PAYMENT OF INVOICE #21946--SCAFFOLD RENTAL AND LABOR TO WORK ON 2011 MISC. SCAFFOLDING WEEK ENDING 10/2/11	OCT-2011
16,745	Other	INCORP INC				925.84	512100	21947	PAYMENT OF INVOICE #21947--LABOR TO WORK ON 2011 MISC. INSULATION WEEK ENDING 10/2/11	OCT-2011
16,746	Other	INCORP INC				96.55	512100	21948	PAYMENT OF INVOICE #21948--LABOR TO WORK ON U2 ID FANS WEEK ENDING 10/2/11	OCT-2011
16,747	Other	INCORP INC				1,102.80	512100	21949	PAYMENT OF INVOICE #21949--LABOR TO WORK ON U4 ID FANS WEEK ENDING 10/2/11	OCT-2011
16,748	Other	INCORP INC				1,293.76	514100	21950	PAYMENT OF INVOICE #21950--LABOR TO WORK ON COAL YARD FIRE PROTECTION WEEK ENDING 10/2/11	OCT-2011
16,749	Other	INCORP INC				1,972.99	513100	21951	PAYMENT OF INVOICE #21951--LABOR TO WORK ON U3-2 CIRC WATER PUMP WEEK ENDING 10/2/11	OCT-2011
16,750	Other	INCORP INC				209.20	511100	21953	Insulation repairs for w/e 10/02/11	OCT-2011
16,751	Other	INCORP INC				184.40	511100	21953	Insulation repairs for w/e 10/02/11	OCT-2011
16,752	Other	INCORP INC				52.30	511100	21954	Insulation repairs for w/e 10/02/11	OCT-2011
16,753	Other	INCORP INC				46.10	511100	21954	Insulation repairs for w/e 10/02/11	OCT-2011
16,754	Other	INCORP INC				104.60	511100	21955	Insulation repairs for w/e 10/02/11	OCT-2011
16,755	Other	INCORP INC				92.20	511100	21955	Insulation repairs for w/e 10/02/11	OCT-2011
16,756	Other	INCORP INC				91.53	511100	21956	Insulation repairs for w/e 10/02/11	OCT-2011
16,757	Other	INCORP INC				80.68	511100	21956	Insulation repairs for w/e 10/02/11	OCT-2011
16,758	Other	INCORP INC				209.20	511100	21957	Insulation repairs for w/e 10/02/11	OCT-2011
16,759	Other	INCORP INC				184.40	511100	21957	Insulation repairs for w/e 10/02/11	OCT-2011

KENTUCKY UTILITIES COMPANY
Case No. 2012- 00221
Analysis of Professional Services Expenses For the Test Year

(A)	(B)	(C)	(D)	(E)	(F)	(G)	(H)	(I)		
Line No.	Type	Vendor	Rate Case	Audit	Other	Total	Account	Invoice	Description	Period
16,760	Other	INCORP INC				922.00	510100	21958	Insulation repairs for w/e 10/02/11	OCT-2011
16,761	Other	INCORP INC				138.60	511100	21959	Abatement repairs for w/e 10/02/11	OCT-2011
16,762	Other	INCORP INC				131.09	511100	21959	Abatement repairs for w/e 10/02/11	OCT-2011
16,763	Other	INCORP INC				123.20	511100	21960	Abatement repairs for w/e 10/02/11	OCT-2011
16,764	Other	INCORP INC				116.52	511100	21960	Abatement repairs for w/e 10/02/11	OCT-2011
16,765	Other	INCORP INC				184.80	511100	21961	Abatement repairs for w/e 10/02/11	OCT-2011
16,766	Other	INCORP INC				174.78	511100	21961	Abatement repairs for w/e 10/02/11	OCT-2011
16,767	Other	INCORP INC				162.88	511100	21962	Abatement repairs for w/e 10/02/11	OCT-2011
16,768	Other	INCORP INC				116.52	511100	21962	Abatement repairs for w/e 10/02/11	OCT-2011
16,769	Other	INCORP INC				477.04	512100	22090	LABOR AND WEEKLY SCAFFOLD RENTAL FOR THE WEEK ENDING 10/9/11	OCT-2011
16,770	Other	INCORP INC				469.11	512100	22090	LABOR AND WEEKLY SCAFFOLD RENTAL FOR THE WEEK ENDING 10/9/11	OCT-2011
16,771	Other	INCORP INC				2,179.90	514100	22091	PAYMENT OF INVOICE #22091--LABOR TO WORK ON COAL YARD FIRE PROTECTION WEEK ENDING 10/9/11	OCT-2011
16,772	Other	INCORP INC				1,039.43	512100	22092	PAYMENT OF INVOICE #22092--LABOR TO WORK ON 2011 MISC. SCAFFOLDING WEEK ENDING 10/9/11	OCT-2011
16,773	Other	INCORP INC				175.90	511100	22094	PAYMENT OF INVOICE #22094--LABOR TO WORK ON U2 AUX SUMP PUMP PIPING WEEK ENDING 10/9/11	OCT-2011
16,774	Other	INCORP INC				211.70	511100	22095	PAYMENT OF INVOICE #22095--LABOR TO WORK ON U1 SPACE HEATERS WEEK ENDING 10/09/11	OCT-2011
16,775	Other	INCORP INC				2,511.41	512100	22096	PAYMENT OF INVOICE #22096--LABOR TO WORK ON 2011 MISC. SCAFFOLDING WEEK ENDING 10/16/11	OCT-2011
16,776	Other	INCORP INC				1,914.94	512011	22097	PAYMENT OF INVOICE #22097--LABOR TO WORK ON U1 BOILER WALLS WEEK ENDING 10/16/11	OCT-2011
16,777	Other	INCORP INC				993.42	512100	22098	PAYMENT OF INVOICE #22098--LABOR TO WORK ON U1 BOILER WATER WALLS WEEK ENDING 10/16/11	OCT-2011
16,778	Other	INCORP INC				638.65	512100	22100	PAYMENT OF INVOICE #22100--LABOR TO WORK ON U4-1 ID FANS WEEK ENDING 10/16/11	OCT-2011
16,779	Other	INCORP INC				1,914.41	514100	22101	PAYMENT OF INVOICE #22101--LABOR TO WORK ON CY FIRE PROTECTION WEEK ENDING 10/16/11	OCT-2011
16,780	Other	INCORP INC				283.92	512100	22102	PAYMENT OF INVOICE #22102--LABOR TO WORK ON 2011 MISC. INSULATION WEEK ENDING 10/16/11	OCT-2011
16,781	Other	INCORP INC				479.44	513100	22153	Abatement repairs for w/e 10/09/11	OCT-2011
16,782	Other	INCORP INC				393.60	511100	22154	Insulation repairs for w/e 10/09/11	OCT-2011
16,783	Other	INCORP INC				393.60	511100	22155	Insulation repairs for w/e 10/09/11	OCT-2011
16,784	Other	INCORP INC				393.60	513100	22156	Insulation repairs for w/e 10/09/11	OCT-2011
16,785	Other	INCORP INC				393.60	513100	22157	Insulation repairs for w/e 10/09/11	OCT-2011
16,786	Other	INCORP INC				368.80	513100	22157	Insulation repairs for w/e 10/09/11	OCT-2011
16,787	Other	INCORP INC				80.00	513100	22157	Insulation repairs for w/e 10/09/11	OCT-2011
16,788	Other	INCORP INC				92.40	512017	22158	Abatement repairs for w/e 10/16/11	OCT-2011
16,789	Other	INCORP INC				59.93	512100	22159	Abatement repairs for w/e 10/16/11	OCT-2011
16,790	Other	INCORP INC				119.86	511100	22160	Abatement repairs for w/e 10/16/11	OCT-2011
16,791	Other	INCORP INC				393.60	513100	22161	Insulation repairs for w/e 10/16/11	OCT-2011
16,792	Other	INCORP INC				295.20	513100	22162	Insulation repairs for w/e 10/16/11	OCT-2011
16,793	Other	INCORP INC				196.80	511100	22163	Insulation repairs for w/e 10/16/11	OCT-2011
16,794	Other	INCORP INC				147.60	514100	22163	Insulation repairs for w/e 10/16/11	OCT-2011
16,795	Other	INCORP INC				246.00	512100	22164	Insulation repairs for w/e 10/16/11	OCT-2011
16,796	Other	INCORP INC				295.20	514100	22165	Insulation repairs for w/e 10/16/11	OCT-2011
16,797	Other	INCORP INC				98.40	512100	22165	Insulation repairs for w/e 10/16/11	OCT-2011
16,798	Other	INCORP INC				359.58	513100	22239	Abatement repairs for w/e 10/23/11	NOV-2011
16,799	Other	INCORP INC				479.44	511100	22240	Abatement repairs for w/e 10/23/11	NOV-2011
16,800	Other	INCORP INC				144.84	511100	22240	Abatement repairs for w/e 10/23/11	NOV-2011
16,801	Other	INCORP INC				393.60	512100	22241	Insulation repairs for w/e 10/23/11	NOV-2011
16,802	Other	INCORP INC				393.60	511100	22242	Insulation repairs for w/e 10/23/11	NOV-2011
16,803	Other	INCORP INC				98.40	513100	22243	Insulation repairs for w/e 10/23/11	NOV-2011
16,804	Other	INCORP INC				1,115.67	512100	22244	Insulation repairs for w/e 10/23/11	NOV-2011
16,805	Other	INCORP INC				664.80	512100	22244	Insulation repairs for w/e 10/23/11	NOV-2011
16,806	Other	INCORP INC				622.64	512100	22244	Insulation repairs for w/e 10/23/11	NOV-2011
16,807	Other	INCORP INC				1,478.61	512100	22266	PAYMENT OF INVOICE #22266--LABOR TO WORK ON MISC SCAFFOLDING WEEK ENDING 10/23/11	NOV-2011

KENTUCKY UTILITIES COMPANY
Case No. 2012- 00221
Analysis of Professional Services Expenses For the Test Year

(A)	(B)	(C)	(D)	(E)	(F)	(G)	(H)	(I)		
Line No.	Type	Vendor	Rate Case	Audit	Other	Total	Account	Invoice	Description	Period
16,808	Other	INCORP INC				1,104.15	512100	22266	PAYMENT OF INVOICE #22266--LABOR TO WORK ON MISC SCAFFOLDING WEEK ENDING 10/23/11	NOV-2011
16,809	Other	INCORP INC				123.21	512100	22268	PAYMENT OF INVOICE #22268--LABOR TO WORK ON 1-4 PULVERIZER WEEK ENDING 10/23/11	NOV-2011
16,810	Other	INCORP INC				1,372.95	511100	22269	PAYMENT OF INVOICE #22269--LABOR TO WORK ON 4G CONVEYOR ENCLOSURE WEEK ENDING 10/23/11	NOV-2011
16,811	Other	INCORP INC				184.27	512005	22270	PAYMENT OF INVOICE #22270--LABOR TO WORK ON 1-1 ABSORBER INSULATE DUCT WEEK ENDING 10/23/11	NOV-2011
16,812	Other	INCORP INC				647.80	511100	22271	PAYMENT OF INVOICE #22271--LABOR TO WORK ON ABS ANNATIVE FEED STORAGE TANK WEEK ENDING 10/23/11	NOV-2011
16,813	Other	INCORP INC				1,261.82	512005	22272	PAYMENT OF INVOICE #22272--LABOR TO WORK ON O-1-A GYPSUM SLURRY TRANSFER PUMPS WEEK ENDING 10/23/11	NOV-2011
16,814	Other	INCORP INC				1,710.17	514100	22273	PAYMENT OF INVOICE #22273--LABOR TO WORK ON COAL YARD FIRE PROTECTION WEEK ENDING 10/23/11	NOV-2011
16,815	Other	INCORP INC				631.27	512100	22274	PAYMENT OF INVOICE #22274--WORK ON 2011 MISC INSULATION WEEK ENDING 10/23/11	NOV-2011
16,816	Other	INCORP INC				317.70	512100	22274	PAYMENT OF INVOICE #22274--WORK ON 2011 MISC INSULATION WEEK ENDING 10/23/11	NOV-2011
16,817	Other	INCORP INC				250.21	512005	22275	PAYMENT OF INVOICE #22275--UNIT 1 SCRUBBER WEEK ENDING 10/23/11	NOV-2011
16,818	Other	INCORP INC				1,717.16	511100	22284	PAYMENT OF INVOICE #22284--2011 MISC SCAFFOLDING WEEK ENDING 10/30/11	NOV-2011
16,819	Other	INCORP INC				477.04	511100	22284	PAYMENT OF INVOICE #22284--2011 MISC SCAFFOLDING WEEK ENDING 10/30/11	NOV-2011
16,820	Other	INCORP INC				991.03	512100	22285	PAYMENT OF INVOICE #22285---2011 MISC. INSULATION WEEK ENDING 10/30/11	NOV-2011
16,821	Other	INCORP INC				552.81	512100	22285	PAYMENT OF INVOICE #22285---2011 MISC. INSULATION WEEK ENDING 10/30/11	NOV-2011
16,822	Other	INCORP INC				745.76	511100	22286	PAYMENT OF INVOICE #22286--LABOR TO WORK ON ABS ADDATIVE FEED TANK SHOWER WEEK ENDING 10/30/11	NOV-2011
16,823	Other	INCORP INC				127.70	512005	22287	PAYMENT OF INVOICE #22287--LABOR TO WORK ON 1-1 ABSORBER INLET DUCT WEEK ENDING 10/30/11	NOV-2011
16,824	Other	INCORP INC				65.40	512100	22289	PAYMENT OF INVOICE #22289--LABOR TO WORK ON 2-1 LP STOP VALVE WEEK ENDING 10/30/11	NOV-2011
16,825	Other	INCORP INC				324.22	511100	22290	PAYMENT OF INVOICE #22290--LABOR TO WORK ON POTABLE WATER PIPING WEEK ENDING 10/30/11	NOV-2011
16,826	Other	INCORP INC				997.93	512100	22425	Insulation repairs for w/e 10/30/11	NOV-2011
16,827	Other	INCORP INC				813.02	512100	22425	Insulation repairs for w/e 10/30/11	NOV-2011
16,828	Other	INCORP INC				150.00	512100	22425	Insulation repairs for w/e 10/30/11	NOV-2011
16,829	Other	INCORP INC				393.60	512100	22426	Insulation repairs for w/e 10/30/11	NOV-2011
16,830	Other	INCORP INC				787.20	512100	22427	Insulation repairs for w/e 10/30/11	NOV-2011
16,831	Other	INCORP INC				378.31	511100	22498	PAYMENT OF INVOICE #22498--LABOR TO WORK ON POTABLE WATER MAIN WAREHOUSE WEEK ENDING 11/6/11	NOV-2011
16,832	Other	INCORP INC				237.74	512100	22527	PAYMENT OF INVOICE #22527--LABOR TO WORK ON 1-1 SERVICE WATER STRAINER WEEK ENDING 11/6/11	NOV-2011
16,833	Other	INCORP INC				2,583.29	512100	22528	LABOR AND MATERIAL TO WORK ON 2011 MISC. SCAFFOLDING WEEK ENDING 11/6/11	NOV-2011
16,834	Other	INCORP INC				753.95	512100	22528	LABOR AND MATERIAL TO WORK ON 2011 MISC. SCAFFOLDING WEEK ENDING 11/6/11	NOV-2011
16,835	Other	INCORP INC				591.23	513100	22529	PAYMENT OF INVOICE #22529--LABOR TO WORK ON 3-1 LPSN PUMP LUBE WATER WEEK ENDING 11/6/11	NOV-2011
16,836	Other	INCORP INC				243.00	511100	22541	PAYMENT OF INVOICE #22541--LABOR TO WORK ON 2J CONVEYOR WEEK ENDING 11/6/11	NOV-2011
16,837	Other	INCORP INC				651.37	512100	22542	PAYMENT OF INVOICE #22542--LABOR TO WORK ON 2H CONVEYOR WEEK ENDING 11/6/11	NOV-2011
16,838	Other	INCORP INC				953.89	513100	22543	PAYMENT OF INVOICE #22543--LABOR TO WORK ON 1-1 CIRC WATER PUMP LUBE WATER WEEK ENDING 11/6/11	NOV-2011
16,839	Other	INCORP INC				853.60	512101	22544	PAYMENT OF INVOICE #22544--LABOR TO WORK ON 3-2 AMMONIA INJECTION SYSTEM WEEK ENDING 11/6/11	NOV-2011
16,840	Other	INCORP INC				1,028.10	513100	22545	PAYMENT OF INVOICE #22545--LABOR TO WORK ON 3-2 LPSN PUMP LUBE WATER WEEK ENDING 11/6/11	NOV-2011

KENTUCKY UTILITIES COMPANY
Case No. 2012- 00221
Analysis of Professional Services Expenses For the Test Year

(A)	(B)	(C)	(D)	(E)	(F)	(G)	(H)	(I)		
Line No.	Type	Vendor	Rate Case	Audit	Other	Total	Account	Invoice	Description	Period
16,841	Other	INCORP INC				258.50	512011	22546	PAYMENT OF INVOICE #22546--LABOR TO WORK ON 2-1 PRECIP AIR BLASTER WEEK ENDING 11/6/11	NOV-2011
16,842	Other	INCORP INC				1,077.23	514100	22547	PAYMENT OF INVOICE #22547--LABOR TO WORK ON COAL YARD FIRE PROTECTION WEEK ENDING 11/6/11	NOV-2011
16,843	Other	INCORP INC				600.00	511100	22548	LABOR TO WORK ON POTABLE WATER EVANS TRAILER	Jan-2012
16,844	Other	INCORP INC				339.55	511100	22548	LABOR TO WORK ON POTABLE WATER EVANS TRAILER	Jan-2012
16,845	Other	INCORP INC				250.21	512005	22549	PAYMENT OF INVOICE #22549--SCAFFOLD RENTAL TO WORK ON SCRUBBER UNIT 1 WEEK ENDING 11/6/11	NOV-2011
16,846	Other	INCORP INC				1,676.35	512100	22550	PAYMENT OF INVOICE #22550--LABOR AND MATERIALS TO WORK ON 2011 MISC. INSULATION WEEK ENDING 11/6/11	NOV-2011
16,847	Other	INCORP INC				878.55	512100	22550	PAYMENT OF INVOICE #22550--LABOR AND MATERIALS TO WORK ON 2011 MISC. INSULATION WEEK ENDING 11/6/11	NOV-2011
16,848	Other	INCORP INC				368.80	512100	22567	Insulation repairs for w/e 11/06/11	NOV-2011
16,849	Other	INCORP INC				80.00	512100	22567	Insulation repairs for w/e 11/06/11	NOV-2011
16,850	Other	INCORP INC				368.80	512100	22568	Insulation repairs for w/e 11/06/11	NOV-2011
16,851	Other	INCORP INC				367.45	512100	22568	Insulation repairs for w/e 11/06/11	NOV-2011
16,852	Other	INCORP INC				80.00	512100	22568	Insulation repairs for w/e 11/06/11	NOV-2011
16,853	Other	INCORP INC				479.45	512100	22570	Abatement repairs for w/e 11/06/11	NOV-2011
16,854	Other	INCORP INC				466.07	512100	22570	Abatement repairs for w/e 11/06/11	NOV-2011
16,855	Other	INCORP INC				80.00	512100	22570	Abatement repairs for w/e 11/06/11	NOV-2011
16,856	Other	INCORP INC				30.80	512100	22571	Abatement repairs for w/e 11/06/11	NOV-2011
16,857	Other	INCORP INC				130.80	512100	22602	PAYMENT OF INVOICE #22602--LABOR TO WORK ON 1-1 SERVICE WATER STRAINER WEEK ENDING 11/13/11	NOV-2011
16,858	Other	INCORP INC				573.25	511100	22603	PAYMENT OF INVOICE #22603--LABOR TO WORK ON POTABLE WATER WAREHOUSE WEEK ENDING 11/13/11	NOV-2011
16,859	Other	INCORP INC				1,123.11	513100	22604	PAYMENT OF INVOICE #22604--LABOR TO WORK ON 3-2 LPSN PUMP LUBE WATER WEEK ENDING 11/13/11	NOV-2011
16,860	Other	INCORP INC				999.13	513100	22605	PAYMENT OF INVOICE #22605--LABOR TO WORK ON 3-1 LPSN PUMP LUBE WATER WEEK ENDING 11/13/11	NOV-2011
16,861	Other	INCORP INC				311.50	514100	22606	PAYMENT OF INVOICE #22606--LABOR TO WORK ON COAL YARD FIRE PROTECTION WEEK ENDING 11/13/11	NOV-2011
16,862	Other	INCORP INC				1,120.33	512100	22607	PAYMENT OF INVOICE #22607--LABOR TO WORK ON 1-11 CONVEYOR WEEK ENDING 11/13/11	NOV-2011
16,863	Other	INCORP INC				102.75	512100	22608	PAYMENT OF INVOICE #22608--LABOR TO WORK ON U3 REHEAT SPRAY PIPING WEEK ENDING 11/13/11	NOV-2011
16,864	Other	INCORP INC				1,368.61	512100	22609	PAYMENT OF INVOICE #22609--LABOR AND MATERIALS TO WORK ON 2011 MISC. INSULATION WEEK ENDING 11/13/11	NOV-2011
16,865	Other	INCORP INC				271.36	512100	22609	PAYMENT OF INVOICE #22609--LABOR AND MATERIALS TO WORK ON 2011 MISC. INSULATION WEEK ENDING 11/13/11	NOV-2011
16,866	Other	INCORP INC				1,193.15	512100	22610	PAYMENT OF INVOICE #22610--LABOR AND MATERIALS TO WORK ON 2011 MISC. SCAFFOLDING WEEK ENDING 11/13/11	NOV-2011
16,867	Other	INCORP INC				477.04	512100	22610	PAYMENT OF INVOICE #22610--LABOR AND MATERIALS TO WORK ON 2011 MISC. SCAFFOLDING WEEK ENDING 11/13/11	NOV-2011
16,868	Other	INCORP INC				1,080.28	512100	22615	PROVIDE MATERIAL, ERECT AND DISASSEMBLE SCAFFOLD AROUND 3-1 ID FAN EXPANSION JOINT PER STEVE ANDERSON	NOV-2011
16,869	Other	INCORP INC				1,596.28	512100	22658	Insulation repairs for w/e 11/06/11	NOV-2011
16,870	Other	INCORP INC				1,014.20	512100	22658	Insulation repairs for w/e 11/06/11	NOV-2011
16,871	Other	INCORP INC				942.83	512100	22658	Insulation repairs for w/e 11/06/11	NOV-2011
16,872	Other	INCORP INC				2,548.87	512100	22681	PAYMENT OF INVOICE #22681--LABOR AND MATERIALS TO WORK ON 2011 MISC. SCAFFOLDING W/E 11/20/11	Dec-2011
16,873	Other	INCORP INC				477.04	512100	22681	PAYMENT OF INVOICE #22681--LABOR AND MATERIALS TO WORK ON 2011 MISC. SCAFFOLDING W/E 11/20/11	Dec-2011
16,874	Other	INCORP INC				2,446.14	512100	22682	PAYMENT OF INVOICE #22682--LABOR TO WORK ON 2011 MISC. INSULATION W/E 11/20/11	Dec-2011
16,875	Other	INCORP INC				557.62	512017	22684	PAYMENT OF INVOICE #22684--LABOR AND MATERIAL FOR WORK ON ASH POND FILTRATION W/E 11/20/11	Dec-2011
16,876	Other	INCORP INC				426.78	512017	22684	PAYMENT OF INVOICE #22684--LABOR AND MATERIAL FOR WORK ON ASH POND FILTRATION W/E 11/20/11	Dec-2011
16,877	Other	INCORP INC				1,617.98	511100	22685	PAYMENT OF INVOICE #22685--LABOR TO WORK ON U3 & 4 AUXILIARY SUMP W/E ENDING 11/20/11	Dec-2011

KENTUCKY UTILITIES COMPANY
Case No. 2012- 00221
Analysis of Professional Services Expenses For the Test Year

(A)	(B)	(C)	(D)	(E)	(F)	(G)	(H)	(I)		
Line No.	Type	Vendor	Rate Case	Audit	Other	Total	Account	Invoice	Description	Period
16,878	Other	INCORP INC				811.93	513100	22686	PAYMENT OF INVOICE #22686--LABOR TO WORK ON 3-2 LPSW PUMP LAB WATER FOR W/E 11/20/11	Dec-2011
16,879	Other	INCORP INC				1,285.87	512100	22687	PAYMENT OF INVOICE #22687--LABOR TO WORK ON U4 AIR HEATER W/E 11/20/11	Dec-2011
16,880	Other	INCORP INC				3,414.52	512100	22688	PAYMENT OF INVOICE #22688--LABOR TO WORK ON U4 ID FAN HYDRAULIC OIL W/E 11/20/11	Dec-2011
16,881	Other	INCORP INC				775.80	512017	22692	PAYMENT OF INVOICE #22692--LABOR TO WORK ON ASH POND FILTRATION W/E 11/27/11	Dec-2011
16,882	Other	INCORP INC				1,467.60	512100	22693	PAYMENT OF INVOICE #22693--LABOR TO WORK ON 4-1 AIR HEATER W/E 11/27/11	Dec-2011
16,883	Other	INCORP INC				271.05	512100	22694	PAYMENT OF INVOICE #22694--LABOR TO WORK ON U4 ID FAN WEEK ENDING 11/27/11	Dec-2011
16,884	Other	INCORP INC				1,458.00	511100	22695	PAYMENT OF INVOICE #22695--LABOR TO WORK ON U3 & 4 AUXILIARY SUMPS WEEK ENDING 11/27/11	Dec-2011
16,885	Other	INCORP INC				769.30	512100	22696	PAYMENT OF INVOICE #22696--LABOR TO WORK ON 2011 MISC. INSULATION WEEK ENDING 11/20/11	Dec-2011
16,886	Other	INCORP INC				1,442.50	512100	22697	PAYMENT OF INVOICE 22697--LABOR AND SCAFFOLD RENTAL TO WORK ON 2011 MISC. SCAFFOLD WEEK ENDING 11/20/11	Dec-2011
16,887	Other	INCORP INC				477.04	512100	22697	PAYMENT OF INVOICE 22697--LABOR AND SCAFFOLD RENTAL TO WORK ON 2011 MISC. SCAFFOLD WEEK ENDING 11/20/11	Dec-2011
16,888	Other	INCORP INC				1,664.18	512100	22698	PAYMENT OF INVOICE #22698--LABOR TO WORK ON U4 ID FAN WEEK ENDING 11/27/11	Dec-2011
16,889	Other	INCORP INC				65.02	512100	22699	PAYMENT OF INVOICE #22699--SCAFFOLDING ON U4 SCR FOR THE PERIOD 10/18 THRU 11/14/11	Dec-2011
16,890	Other	INCORP INC				385.05	512100	22700	PAYMENT OF INVOICE #22700--SCAFFOLDING USED ON U3 ID FANS FOR THE PERIOD 10/18 THRU 11/14/11	Dec-2011
16,891	Other	INCORP INC				1,018.28	512100	22701	PAYMENT OF INVOICE #22701--SCAFFOLDING USED ON U4 ID FAN FOR THE PERIOD 11/18 THRU 12/15/11	Dec-2011
16,892	Other	INCORP INC				207.25	512100	22717	Asbestos work -- w/e 11/13/11	Dec-2011
16,893	Other	INCORP INC				145.65	512100	22717	Asbestos work -- w/e 11/13/11	Dec-2011
16,894	Other	INCORP INC				25.00	512100	22717	Asbestos work -- w/e 11/13/11	Dec-2011
16,895	Other	INCORP INC				89.06	512100	22718	Asbestos work -- w/e 11/13/11	Dec-2011
16,896	Other	INCORP INC				58.26	512100	22718	Asbestos work -- w/e 11/13/11	Dec-2011
16,897	Other	INCORP INC				10.00	512100	22718	Asbestos work -- w/e 11/13/11	Dec-2011
16,898	Other	INCORP INC				61.60	512100	22719	Asbestos work -- w/e 11/13/11	Dec-2011
16,899	Other	INCORP INC				71.52	512100	22720	Asbestos abatement work -- w/e 11/20/11	Dec-2011
16,900	Other	INCORP INC				68.63	512100	22720	Asbestos abatement work -- w/e 11/20/11	Dec-2011
16,901	Other	INCORP INC				10.00	512100	22720	2 hours per diem pay	Dec-2011
16,902	Other	INCORP INC				61.60	512100	22721	Labor to clean up floor in front of #4 BFP -- w/e 11/20/11	Dec-2011
16,903	Other	INCORP INC				58.26	512100	22721	Labor to clean up floor in front of #4 BFP -- w/e 11/20/11	Dec-2011
16,904	Other	INCORP INC				10.00	512100	22721	2 hours per diem pay	Dec-2011
16,905	Other	INCORP INC				59.93	512100	22722	Labor to clean asbestos off floor & patch pipe on CR floor -- w/e 11/20/11	Dec-2011
16,906	Other	INCORP INC				29.13	512100	22722	Labor to clean asbestos off floor & patch pipe on CR floor -- w/e 11/20/11	Dec-2011
16,907	Other	INCORP INC				5.00	512100	22722	1 hour per diem pay	Dec-2011
16,908	Other	INCORP INC				30.80	513100	22723	Asbestos work -- w/e 11/27/11	Dec-2011
16,909	Other	INCORP INC				29.13	513100	22723	Asbestos work -- w/e 11/27/11	Dec-2011
16,910	Other	INCORP INC				5.00	513100	22723	Asbestos work -- w/e 11/27/11	Dec-2011
16,911	Other	INCORP INC				209.20	511100	22724	Insulation work -- w/e 11/13/11	Dec-2011
16,912	Other	INCORP INC				184.40	511100	22724	Insulation work -- w/e 11/13/11	Dec-2011
16,913	Other	INCORP INC				40.00	511100	22724	Insulation work -- w/e 11/13/11	Dec-2011
16,914	Other	INCORP INC				393.60	512100	22725	Insulation work -- w/e 11/13/11	Dec-2011
16,915	Other	INCORP INC				184.40	512100	22725	Insulation work -- w/e 11/13/11	Dec-2011
16,916	Other	INCORP INC				40.00	512100	22725	Insulation work -- w/e 11/13/11	Dec-2011
16,917	Other	INCORP INC				461.00	512100	22726	Insulation work -- w/e 11/13/11	Dec-2011
16,918	Other	INCORP INC				230.50	512100	22726	Insulation work -- w/e 11/13/11	Dec-2011
16,919	Other	INCORP INC				193.70	512100	22726	Insulation work -- w/e 11/13/11	Dec-2011
16,920	Other	INCORP INC				147.60	512100	22726	Insulation work -- w/e 11/13/11	Dec-2011
16,921	Other	INCORP INC				100.00	512100	22726	Insulation work -- w/e 11/13/11	Dec-2011
16,922	Other	INCORP INC				50.00	512100	22726	Insulation work -- w/e 11/13/11	Dec-2011
16,923	Other	INCORP INC				576.25	512100	22727	Insulation work -- w/e 11/13/11	Dec-2011

KENTUCKY UTILITIES COMPANY
Case No. 2012- 00221
Analysis of Professional Services Expenses For the Test Year

(A)	(B)	(C)	(D)	(E)	(F)	(G)	(H)	(I)		
Line No.	Type	Vendor	Rate Case	Audit	Other	Total	Account	Invoice	Description	Period
16,924	Other	INCORP INC				199.90	512100	22727	Insulation work -- w/e 11/13/11	Dec-2011
16,925	Other	INCORP INC				125.00	512100	22727	Insulation work -- w/e 11/13/11	Dec-2011
16,926	Other	INCORP INC				46.10	512100	22727	Insulation work -- w/e 11/13/11	Dec-2011
16,927	Other	INCORP INC				26.15	512100	22727	Insulation work -- w/e 11/13/11	Dec-2011
16,928	Other	INCORP INC				10.00	512100	22727	Insulation work -- w/e 11/13/11	Dec-2011
16,929	Other	INCORP INC				691.50	512100	22728	Insulation work -- w/e 11/13/11	Dec-2011
16,930	Other	INCORP INC				321.35	512100	22728	Insulation work -- w/e 11/13/11	Dec-2011
16,931	Other	INCORP INC				150.00	512100	22728	Insulation work -- w/e 11/13/11	Dec-2011
16,932	Other	INCORP INC				752.26	512100	22729	Labor to build scaffold for dead air space -- w/e 11/20/11	Dec-2011
16,933	Other	INCORP INC				683.40	512100	22729	Labor to build scaffold for dead air space -- w/e 11/20/11	Dec-2011
16,934	Other	INCORP INC				150.00	512100	22729	31 hours per diem pay	Dec-2011
16,935	Other	INCORP INC				49.20	513100	22729	Labor to remove pads on turbine crossover pipe -- w/e 11/20/11	Dec-2011
16,936	Other	INCORP INC				23.05	513100	22729	Labor to remove pads on turbine crossover pipe -- w/e 11/20/11	Dec-2011
16,937	Other	INCORP INC				5.00	513100	22729	31 hours per diem pay	Dec-2011
16,938	Other	INCORP INC				393.60	512100	22730	Labor to clean around boiler & remove scaffold -- w/e 11/20/11	Dec-2011
16,939	Other	INCORP INC				80.00	512100	22730	16 hours per diem pay	Dec-2011
16,940	Other	INCORP INC				542.40	512100	22731	Labor to make pads for steam line -- w/e 11/20/11	Dec-2011
16,941	Other	INCORP INC				507.68	512100	22731	Labor to make pads for steam line -- w/e 11/20/11	Dec-2011
16,942	Other	INCORP INC				80.00	512100	22731	16 hours per diem pay	Dec-2011
16,943	Other	INCORP INC				3,416.20	512100	22733	Insulation work -- w/e 11/20/11	Dec-2011
16,944	Other	INCORP INC				1,731.88	512100	22733	Insulation work -- w/e 11/20/11	Dec-2011
16,945	Other	INCORP INC				470.00	512100	22733	118 hours per diem pay	Dec-2011
16,946	Other	INCORP INC				467.78	512100	22733	Insulation work -- w/e 11/20/11	Dec-2011
16,947	Other	INCORP INC				320.73	512100	22733	Insulation work -- w/e 11/20/11	Dec-2011
16,948	Other	INCORP INC				120.00	512100	22733	118 hours per diem pay	Dec-2011
16,949	Other	INCORP INC				1,139.10	513100	22734	Material needed to complete insulation work on turbine crossover piping -- w/e 11/20/11	Dec-2011
16,950	Other	INCORP INC				697.48	512100	22734	Labor to remove refrac and build scaffold on boiler -- w/e 11/20/11	Dec-2011
16,951	Other	INCORP INC				430.80	512100	22734	Labor to remove refrac and build scaffold on boiler -- w/e 11/20/11	Dec-2011
16,952	Other	INCORP INC				140.00	512100	22734	29 hours per diem pay	Dec-2011
16,953	Other	INCORP INC				49.20	513100	22734	Labor to replace one layer of pads on turbine crossover piping -- w/e 11/20/11	Dec-2011
16,954	Other	INCORP INC				23.05	513100	22734	Labor to replace one layer of pads on turbine crossover piping -- w/e 11/20/11	Dec-2011
16,955	Other	INCORP INC				5.00	513100	22734	29 hours per diem pay	Dec-2011
16,956	Other	INCORP INC				147.60	512100	22735	Insulation work -- w/e 11/27/11	Dec-2011
16,957	Other	INCORP INC				147.60	512100	22735	Insulation work -- w/e 11/27/11	Dec-2011
16,958	Other	INCORP INC				98.40	513100	22735	Insulation work -- w/e 11/27/11	Dec-2011
16,959	Other	INCORP INC				69.15	512100	22735	Insulation work -- w/e 11/27/11	Dec-2011
16,960	Other	INCORP INC				69.15	512100	22735	Insulation work -- w/e 11/27/11	Dec-2011
16,961	Other	INCORP INC				46.10	513100	22735	Insulation work -- w/e 11/27/11	Dec-2011
16,962	Other	INCORP INC				15.00	512100	22735	Insulation work -- w/e 11/27/11	Dec-2011
16,963	Other	INCORP INC				15.00	512100	22735	Insulation work -- w/e 11/27/11	Dec-2011
16,964	Other	INCORP INC				10.00	513100	22735	Insulation work -- w/e 11/27/11	Dec-2011
16,965	Other	INCORP INC				368.80	510100	22736	Holiday Hrs. - Thanksgiving Day & day after -- Luis Figueroa	Dec-2011
16,966	Other	INCORP INC				393.60	512100	22737	Insulation work -- w/e 11/27/11	Dec-2011
16,967	Other	INCORP INC				184.40	512100	22737	Insulation work -- w/e 11/27/11	Dec-2011
16,968	Other	INCORP INC				40.00	512100	22737	Insulation work -- w/e 11/27/11	Dec-2011
16,969	Other	INCORP INC				367.45	512100	22738	Insulation work -- w/e 11/27/11	Dec-2011
16,970	Other	INCORP INC				161.35	512100	22738	Insulation work -- w/e 11/27/11	Dec-2011
16,971	Other	INCORP INC				35.00	512100	22738	Insulation work -- w/e 11/27/11	Dec-2011
16,972	Other	INCORP INC				246.00	512100	22747	Insulation work -- w/e 12/04/11	Dec-2011
16,973	Other	INCORP INC				147.60	512100	22747	Insulation work -- w/e 12/04/11	Dec-2011
16,974	Other	INCORP INC				115.25	512100	22747	Insulation work -- w/e 12/04/11	Dec-2011
16,975	Other	INCORP INC				69.15	512100	22747	Insulation work -- w/e 12/04/11	Dec-2011
16,976	Other	INCORP INC				393.60	512100	22748	Insulation work -- w/e 12/04/11	Dec-2011
16,977	Other	INCORP INC				184.40	512100	22748	Insulation work -- w/e 12/04/11	Dec-2011
16,978	Other	INCORP INC				104.60	512100	22749	Insulation work -- w/e 12/04/11	Dec-2011
16,979	Other	INCORP INC				92.20	512100	22749	Insulation work -- w/e 12/04/11	Dec-2011
16,980	Other	INCORP INC				246.00	512100	22750	Insulation work -- w/e 12/04/11	Dec-2011
16,981	Other	INCORP INC				147.60	512100	22750	Insulation work -- w/e 12/04/11	Dec-2011
16,982	Other	INCORP INC				115.25	512100	22750	Insulation work -- w/e 12/04/11	Dec-2011

KENTUCKY UTILITIES COMPANY
Case No. 2012- 00221
Analysis of Professional Services Expenses For the Test Year

(A)	(B)	(C)	(D)	(E)	(F)	(G)	(H)	(I)		
Line No.	Type	Vendor	Rate Case	Audit	Other	Total	Account	Invoice	Description	Period
16,983	Other	INCORP INC				69.15	512100	22750	Insulation work -- w/e 12/04/11	Dec-2011
16,984	Other	INCORP INC				246.00	511100	22751	Insulation work -- w/e 12/04/11	Dec-2011
16,985	Other	INCORP INC				147.60	513100	22751	Insulation work -- w/e 12/04/11	Dec-2011
16,986	Other	INCORP INC				144.28	512011	22752	Insulation work -- w/e 12/04/11	Dec-2011
16,987	Other	INCORP INC				104.60	512100	22752	Insulation work -- w/e 12/04/11	Dec-2011
16,988	Other	INCORP INC				1,213.78	514100	22753	PAYMENT OF INVOICE #22753--LABOR TO WORK ON CY FIRE PROTECTION WEEK ENDING 12/4/11	Dec-2011
16,989	Other	INCORP INC				818.11	514100	22753	PAYMENT OF INVOICE #22753--LABOR TO WORK ON CY FIRE PROTECTION WEEK ENDING 12/4/11	Dec-2011
16,990	Other	INCORP INC				194.50	512017	22754	PAYMENT OF INVOICE #22754--LABOR TO WORK ON U2 WET ASH PIPING WEEK ENDING 12/04/11	Dec-2011
16,991	Other	INCORP INC				194.50	512017	22754	PAYMENT OF INVOICE #22754--LABOR TO WORK ON U2 WET ASH PIPING WEEK ENDING 12/04/11	Dec-2011
16,992	Other	INCORP INC				618.98	512005	22755	PAYMENT OF INVOICE #22755--LABOR TO WORK ON U3 OXIDATION AIR FOR WEEK ENDING 12/4/11	Dec-2011
16,993	Other	INCORP INC				477.04	512100	22756	PAYMENT OF INVOICE #22756--LABOR AND EQUIPMENT FOR 2011 MISC SCAFFOLDING WEEK ENDING 12/4/11	Dec-2011
16,994	Other	INCORP INC				254.45	512100	22756	PAYMENT OF INVOICE #22756--LABOR AND EQUIPMENT FOR 2011 MISC SCAFFOLDING WEEK ENDING 12/4/11	Dec-2011
16,995	Other	INCORP INC				253.40	512100	22756	PAYMENT OF INVOICE #22756--LABOR AND EQUIPMENT FOR 2011 MISC SCAFFOLDING WEEK ENDING 12/4/11	Dec-2011
16,996	Other	INCORP INC				741.04	512011	22757	PAYMENT OF INVOICE #22757--LABOR TO WORK ON 2-1 PRECIP AIR BLASTER FOR THE WEEK ENDING 12/4/11	Dec-2011
16,997	Other	INCORP INC				250.50	512011	22757	PAYMENT OF INVOICE #22757--LABOR TO WORK ON 2-1 PRECIP AIR BLASTER FOR THE WEEK ENDING 12/4/11	Dec-2011
16,998	Other	INCORP INC				152.65	511100	22758	PAYMENT OF INVOICE #22758--LABOR TO WORK ON U1 SPACE HEATER 34D FLOOR TURBINE DOOR WEEK ENDING 12/4/11	Dec-2011
16,999	Other	INCORP INC				152.65	511100	22759	PAYMENT OF INVOICE #22759--LABOR TO WORK ON SETTLING BASIN #2 WEEK ENDING 12/4/11	Dec-2011
17,000	Other	INCORP INC				56.10	511100	22759	PAYMENT OF INVOICE #22759--LABOR TO WORK ON SETTLING BASIN #2 WEEK ENDING 12/4/11	Dec-2011
17,001	Other	INCORP INC				567.37	512100	22760	PAYMENT OF INVOICE #22760--LABOR TO WORK ON 2011 MISC. INSULATION FOR THE WEEK ENDING 12/4/11	Dec-2011
17,002	Other	INCORP INC				2,574.00	511100	22761	PAYMENT OF INVOICE #22761--LABOR TO WORK ON U3-4 AUXILIARY SUMMP FOR WEEK ENDING 12/4/11	Dec-2011
17,003	Other	INCORP INC				492.21	511100	22761	PAYMENT OF INVOICE #22761--LABOR TO WORK ON U3-4 AUXILIARY SUMMP FOR WEEK ENDING 12/4/11	Dec-2011
17,004	Other	INCORP INC				513.90	511100	22762	PAYMENT OF INVOICE #22762--LABOR TO WORK ON U3-4 BROMINE BUILDING EYE WASH WEEK ENDING 12/4/11	Dec-2011
17,005	Other	INCORP INC				729.00	512005	22763	PAYMENT OF INVOICE #22763--LABOR TO WORK ON GYPSUM SLURRY PUMPS WEEK ENDING 12/4/11	Dec-2011
17,006	Other	INCORP INC				280.50	512005	22763	PAYMENT OF INVOICE #22763--LABOR TO WORK ON GYPSUM SLURRY PUMPS WEEK ENDING 12/4/11	Dec-2011
17,007	Other	INCORP INC				797.50	512017	22764	PAYMENT OF INVOICE #22764--LABOR TO WORK ON ASH POND FILTRATION WEEK ENDING 12/4/11	Dec-2011
17,008	Other	INCORP INC				2,970.38	512100	22821	Insulation work -- w/e 11/20/11	Dec-2011
17,009	Other	INCORP INC				590.00	512100	22821	130 hours per diem pay	Dec-2011
17,010	Other	INCORP INC				271.20	512100	22821	Insulation work -- w/e 11/20/11	Dec-2011
17,011	Other	INCORP INC				253.84	512100	22821	Insulation work -- w/e 11/20/11	Dec-2011
17,012	Other	INCORP INC				236.48	512100	22821	Insulation work -- w/e 11/20/11	Dec-2011
17,013	Other	INCORP INC				199.06	512100	22821	Insulation work -- w/e 11/20/11	Dec-2011
17,014	Other	INCORP INC				126.92	512100	22821	Insulation work -- w/e 11/20/11	Dec-2011
17,015	Other	INCORP INC				40.00	512100	22821	130 hours per diem pay	Dec-2011
17,016	Other	INCORP INC				20.00	512100	22821	130 hours per diem pay	Dec-2011
17,017	Other	INCORP INC				5,450.52	512005	22960	SCAFFOLDING FOR 2-2 ABSORBER MIST ELIMINATORS	Dec-2011
17,018	Other	INCORP INC				1,300.08	512100	22975	PAYMENT OF INVOICE #22975--LABOR AND SCAFFOLDING TO WORK ON 2-11 MISC SCAFFOLDING WEEK ENDING 12/11/11	Dec-2011
17,019	Other	INCORP INC				1,179.72	512100	22975	PAYMENT OF INVOICE #22975--LABOR AND SCAFFOLDING TO WORK ON 2-11 MISC SCAFFOLDING WEEK ENDING 12/11/11	Dec-2011

KENTUCKY UTILITIES COMPANY
Case No. 2012- 00221
Analysis of Professional Services Expenses For the Test Year

(A)	(B)	(C)	(D)	(E)	(F)	(G)	(H)	(I)		
Line No.	Type	Vendor	Rate Case	Audit	Other	Total	Account	Invoice	Description	Period
17,020	Other	INCORP INC				1,173.64	512100	22975	PAYMENT OF INVOICE #22975--LABOR AND SCAFFOLDING TO WORK ON 2-11 MISC SCAFFOLDING WEEK ENDING 12/11/11	Dec-2011
17,021	Other	INCORP INC				829.27	512100	22976	PAYMENT OF INVOICE #22976--LABOR TO WORK ON 2011 MISC. INSULATION WEEK ENDING 12/11/11	Dec-2011
17,022	Other	INCORP INC				62.30	512005	22977	PAYMENT OF INVOICE #22977	Dec-2011
17,023	Other	INCORP INC				34.25	512005	22977	PAYMENT OF INVOICE #22977	Dec-2011
17,024	Other	INCORP INC				889.86	514100	22978	PAYMENT OF INVOICE #22978--LABOR TO WORK ON COAL YARD FIRE PROTECTION WEEK ENDING 12/11/11	Dec-2011
17,025	Other	INCORP INC				683.76	514100	22978	PAYMENT OF INVOICE #22978--LABOR TO WORK ON COAL YARD FIRE PROTECTION WEEK ENDING 12/11/11	Dec-2011
17,026	Other	INCORP INC				1,182.54	511100	22980	PAYMENT OF INVOICE #22980--LABOR TO WORK ON U3-4 AUXILIARY SUMP WEEK ENDING 12/11/11	Dec-2011
17,027	Other	INCORP INC				559.23	511100	22980	PAYMENT OF INVOICE #22980--LABOR TO WORK ON U3-4 AUXILIARY SUMP WEEK ENDING 12/11/11	Dec-2011
17,028	Other	INCORP INC				193.10	512100	22981	PAYMENT OF INVOICE #22981--LABOR TO WORK ON CY SAMPLING AIR COMPRESSOR WEEK ENDING 12/11/11	Dec-2011
17,029	Other	INCORP INC				276.48	513100	22982	PAYMENT OF INVOICE #22982--LABOR TO WORK ON U1-2 LP SB SUMP PUMP DISCHARGE HEADER WEEK ENDING 12/11/11	Dec-2011
17,030	Other	INCORP INC				90.82	513100	22982	PAYMENT OF INVOICE #22982--LABOR TO WORK ON U1-2 LP SB SUMP PUMP DISCHARGE HEADER WEEK ENDING 12/11/11	Dec-2011
17,031	Other	INCORP INC				419.38	511100	22983	PAYMENT OF INVOICE #22983--LABOR TO WORK ON SETTLING BASIN #2 WEEK ENDING 12/11/11	Dec-2011
17,032	Other	INCORP INC				56.10	511100	22983	PAYMENT OF INVOICE #22983--LABOR TO WORK ON SETTLING BASIN #2 WEEK ENDING 12/11/11	Dec-2011
17,033	Other	INCORP INC				367.20	512100	23011	Abatement repairs for w/e 12/18/11	Dec-2011
17,034	Other	INCORP INC				148.99	512100	23011	Abatement repairs for w/e 12/18/11	Dec-2011
17,035	Other	INCORP INC				25.00	511100	23011	Abatement repairs for w/e 12/18/11	Dec-2011
17,036	Other	INCORP INC				426.46	512100	23012	Insulation repairs for w/e 12/18/11	Dec-2011
17,037	Other	INCORP INC				210.44	512100	23012	Insulation repairs for w/e 12/18/11	Dec-2011
17,038	Other	INCORP INC				35.00	511100	23012	Insulation repairs for w/e 12/18/11	Dec-2011
17,039	Other	INCORP INC				196.80	512100	23014	Insulation repairs for w/e 12/18/11	Dec-2011
17,040	Other	INCORP INC				147.60	512100	23014	Insulation repairs for w/e 12/18/11	Dec-2011
17,041	Other	INCORP INC				49.20	512100	23014	Insulation repairs for w/e 12/18/11	Dec-2011
17,042	Other	INCORP INC				40.00	511100	23014	Insulation repairs for w/e 12/18/11	Dec-2011
17,043	Other	INCORP INC				183.05	512100	23015	Insulation repairs for w/e 12/18/11	Dec-2011
17,044	Other	INCORP INC				161.35	512100	23015	Insulation repairs for w/e 12/18/11	Dec-2011
17,045	Other	INCORP INC				75.00	511100	23015	Insulation repairs for w/e 12/18/11	Dec-2011
17,046	Other	INCORP INC				26.15	511100	23015	Insulation repairs for w/e 12/18/11	Dec-2011
17,047	Other	INCORP INC				529.20	512100	23016	Insulation repairs for w/e 12/18/11	Dec-2011
17,048	Other	INCORP INC				339.23	512100	23016	Insulation repairs for w/e 12/18/11	Dec-2011
17,049	Other	INCORP INC				247.86	512100	23016	Insulation repairs for w/e 12/18/11	Dec-2011
17,050	Other	INCORP INC				50.00	511100	23016	Insulation repairs for w/e 12/18/11	Dec-2011
17,051	Other	INCORP INC				1,010.15	512100	23017	Insulation repairs for w/e 12/11/11	Dec-2011
17,052	Other	INCORP INC				59.93	513100	23020	Abatement repairs for w/e 12/11/11	Dec-2011
17,053	Other	INCORP INC				322.70	512100	23067	Insulation repairs for w/e 12/18/11	Dec-2011
17,054	Other	INCORP INC				246.00	512100	23067	Insulation repairs for w/e 12/18/11	Dec-2011
17,055	Other	INCORP INC				78.45	512011	23067	Insulation repairs for w/e 12/18/11	Dec-2011
17,056	Other	INCORP INC				69.15	512100	23067	Insulation repairs for w/e 12/18/11	Dec-2011
17,057	Other	INCORP INC				40.00	511100	23067	Insulation repairs for w/e 12/18/11	Dec-2011
17,058	Other	INCORP INC				184.40	512100	23068	Insulation repairs for w/e 12/11/11	Dec-2011
17,059	Other	INCORP INC				1,489.20	512100	23071	PAYMENT OF INVOICE #23071--SCAFFOLD RENTAL AND LABOR TO WORK ON 2011 MISC. SCAFFOLDING WEEK ENDING 12/18/11	Jan-2012
17,060	Other	INCORP INC				472.49	512100	23071	PAYMENT OF INVOICE #23071--SCAFFOLD RENTAL AND LABOR TO WORK ON 2011 MISC. SCAFFOLDING WEEK ENDING 12/18/11	Jan-2012
17,061	Other	INCORP INC				365.95	512100	23071	PAYMENT OF INVOICE #23071--SCAFFOLD RENTAL AND LABOR TO WORK ON 2011 MISC. SCAFFOLDING WEEK ENDING 12/18/11	Jan-2012
17,062	Other	INCORP INC				1,876.55	512100	23072	PAYMENT OF INVOICE #23072--EQUIPMENT RENTAL AND LABOR TO WORK ON 2011 MISC. INSULATION WEEK ENDING 12/18/11	Jan-2012
17,063	Other	INCORP INC				731.95	512100	23072	PAYMENT OF INVOICE #23072--EQUIPMENT RENTAL AND LABOR TO WORK ON 2011 MISC. INSULATION WEEK ENDING 12/18/11	Jan-2012

KENTUCKY UTILITIES COMPANY
Case No. 2012- 00221
Analysis of Professional Services Expenses For the Test Year

(A)	(B)	(C)	(D)	(E)	(F)	(G)	(H)	(I)		
Line No.	Type	Vendor	Rate Case	Audit	Other	Total	Account	Invoice	Description	Period
17,064	Other	INCORP INC				578.85	512005	23073	PAYMENT OF INVOICE #23073--LABOR TO WORK ON 1-1 ABSORBER LIMESTONE SLURRY FEED PIPE WEEK ENDING 12/18/11	Jan-2012
17,065	Other	INCORP INC				65.40	512100	23074	PAYMENT OF INVOICE #23079--LABOR TO WORK ON U1-1 AND 1-2 ID FAN WEEK ENDING 12/18/11	Jan-2012
17,066	Other	INCORP INC				62.30	513100	23075	PAYMENT OF INVOICE #23075--LABOR TO WORK ON U1-2 TRAVELING BACKWASH WEEK ENDING 12/18/11	Jan-2012
17,067	Other	INCORP INC				186.90	512101	23076	PAYMENT OF INVOICE #23076--LABOR TO WORK ON U1-2 AMMONIA SYSTEM EYEWASH WEEK ENDING 12/18/11	Jan-2012
17,068	Other	INCORP INC				56.10	512101	23076	PAYMENT OF INVOICE #23076--LABOR TO WORK ON U1-2 AMMONIA SYSTEM EYEWASH WEEK ENDING 12/18/11	Jan-2012
17,069	Other	INCORP INC				504.75	512005	23077	PAYMENT OF INVOICE #23077--LABOR TO WORK ON U2 ABSORBER BUILDING INSTRUMENT AIR WEEK ENDING 12/18/11	Jan-2012
17,070	Other	INCORP INC				168.30	512005	23077	PAYMENT OF INVOICE #23077--LABOR TO WORK ON U2 ABSORBER BUILDING INSTRUMENT AIR WEEK ENDING 12/18/11	Jan-2012
17,071	Other	INCORP INC				2,032.28	514100	23078	PAYMENT OF INVOICE #23078--LABOR TO WORK ON COAL YARD FIRE PROTECTION WEEK ENDING 12/18/11	Jan-2012
17,072	Other	INCORP INC				1,208.80	514100	23078	PAYMENT OF INVOICE #23078--LABOR TO WORK ON COAL YARD FIRE PROTECTION WEEK ENDING 12/18/11	Jan-2012
17,073	Other	INCORP INC				65.40	512100	23079	PAYMENT OF INVOICE #23074--LABOR TO WORK ON U1 MAIN STEAM LINE WEEK ENDING 12/18/11	Jan-2012
17,074	Other	INCORP INC				480.25	514100	23080	PAYMENT OF INVOICE #23080--LABOR TO WORK ON CY FIRE PROTECTION 6" PIPE WEEK ENDING 12/18/11	Jan-2012
17,075	Other	INCORP INC				280.05	514100	23080	PAYMENT OF INVOICE #23080--LABOR TO WORK ON CY FIRE PROTECTION 6" PIPE WEEK ENDING 12/18/11	Jan-2012
17,076	Other	INCORP INC				1,265.05	511100	23081	PAYMENT OF INVOICE #23081--LABOR TO WORK ON SETTLING BASIN #2 WEEK ENDING 12/18/11	Jan-2012
17,077	Other	INCORP INC				140.25	511100	23081	PAYMENT OF INVOICE #23081--LABOR TO WORK ON SETTLING BASIN #2 WEEK ENDING 12/18/11	Jan-2012
17,078	Other	INCORP INC				411.15	512005	23082	PAYMENT OF INVOICE #23082--LABOR TO WORK ON U3 OXIDATION AIR WEEK ENDING 12/18/11	Jan-2012
17,079	Other	INCORP INC				250.21	512005	23084	PAYMENT OF INVOICE #23084--SCAFFOLD RENTAL TO WORK ON SCRUBBER UNIT 1 WEEK ENDING 11/21/11	Jan-2012
17,080	Other	INCORP INC				529.20	511100	23105	Insulation repairs for w/e 12/25/11; scaffold rental	Jan-2012
17,081	Other	INCORP INC				381.60	511100	23106	Insulation repairs for w/e 12/25/11; scaffold rental	Jan-2012
17,082	Other	INCORP INC				620.73	511100	23107	Insulation repairs for w/e 12/25/11; materials	Jan-2012
17,083	Other	INCORP INC				196.80	512011	23107	Insulation repairs for w/e 12/25/11; materials	Jan-2012
17,084	Other	INCORP INC				196.80	512100	23107	Insulation repairs for w/e 12/25/11; materials	Jan-2012
17,085	Other	INCORP INC				393.60	511100	23108	Insulation repairs for w/e 12/25/11; general rentals	Jan-2012
17,086	Other	INCORP INC				135.60	512100	23108	Insulation repairs for w/e 12/25/11; general rentals	Jan-2012
17,087	Other	INCORP INC				952.43	512100	23109	Materials for outage	Jan-2012
17,088	Other	INCORP INC				59.93	512100	23110	Abatement repairs for w/e 12/25/11	Jan-2012
17,089	Other	INCORP INC				59.93	512100	23110	Abatement repairs for w/e 12/25/11	Jan-2012
17,090	Other	INCORP INC				59.93	512100	23110	Abatement repairs for w/e 12/25/11	Jan-2012
17,091	Other	INCORP INC				250.21	512101	23156	PAYMENT OF INVOICE #23156-SCAFFOLD RENTAL TO WORK ON SCRUBBER U1 W/E 12/25/11	Jan-2012
17,092	Other	INCORP INC				2,504.25	512100	23157	PAYMENT OF INVOICE #23157-SCAFFOLD RENTAL AND LABOR TO WORK ON 2011 MISC. SCAFFOLDING WEEK ENDING 12/25/11	Jan-2012
17,093	Other	INCORP INC				1,039.13	512100	23157	PAYMENT OF INVOICE #23157-SCAFFOLD RENTAL AND LABOR TO WORK ON 2011 MISC. SCAFFOLDING WEEK ENDING 12/25/11	Jan-2012
17,094	Other	INCORP INC				1,113.62	512100	23158	PAYMENT OF INVOICE #23158- LABOR TO WORK ON 2011 MISC. INSULATION WEEK ENDING 12/25/11	Jan-2012
17,095	Other	INCORP INC				371.21	512100	23158	PAYMENT OF INVOICE #23158- LABOR TO WORK ON 2011 MISC. INSULATION WEEK ENDING 12/25/11	Jan-2012
17,096	Other	INCORP INC				540.92	514100	23159	PAYMENT OF INVOICE #23159-LABOR TO WORK ON CY FIRE PROTECTION W/E 12/25/11	Jan-2012
17,097	Other	INCORP INC				135.23	514100	23159	PAYMENT OF INVOICE #23159-LABOR TO WORK ON CY FIRE PROTECTION W/E 12/25/11	Jan-2012
17,098	Other	INCORP INC				96.55	512005	23160	PAYMENT OF INVOICE #23160-LABOR TO WORK ON 1-1 ABSORBER LIMESTONE SLURRY PIPE W/E 12/25/11	Jan-2012

KENTUCKY UTILITIES COMPANY
Case No. 2012- 00221
Analysis of Professional Services Expenses For the Test Year

(A)	(B)	(C)	(D)	(E)	(F)	(G)	(H)	(I)		
Line No.	Type	Vendor	Rate Case	Audit	Other	Total	Account	Invoice	Description	Period
17,099	Other	INCORP INC				473.60	512100	23161	PAYMENT OF INVOICE #23161-SCAFFOLD RENTAL AND LABOR TO WORK ON 3J CONVEYOR WEEK ENDING 12/25/11	Jan-2012
17,100	Other	INCORP INC				403.44	512100	23161	PAYMENT OF INVOICE #23161-SCAFFOLD RENTAL AND LABOR TO WORK ON 3J CONVEYOR WEEK ENDING 12/25/11	Jan-2012
17,101	Other	INCORP INC				368.54	512101	23162	PAYMENT OF INVOICE #23162-LABOR TO WORK ON 3-1 AIR HEATER WEEK ENDING 12/25/11	Jan-2012
17,102	Other	INCORP INC				127.70	512100	23163	PAYMENT OF INVOICE #23163-LABOR TO WORK ON 4-2 ID FAN WEEK ENDING 12/25/11	Jan-2012
17,103	Other	INCORP INC				598.52	512101	23164	PAYMENT OF INVOICE #23164-LABOR TO WORK ON U3 DILUTION AIR PIPING WEEK ENDING 12/25/11	Jan-2012
17,104	Other	INCORP INC				573.10	512101	23165	PAYMENT OF INVOICE #23165-LABOR TO WORK ON U4 DILUTION AIR PER TIM HARRISOON W/E 12/25/11	Jan-2012
17,105	Other	INCORP INC				689.60	511100	23166	PAYMENT OF INVOICE #23166-LABOR AND TO WORK ON U1 SPACE HEATERS SCAFFOLD WORK ON 2011 MISC. SCAFFOLDING WEEK ENDING 12/25/11	Jan-2012
17,106	Other	INCORP INC				229.87	511100	23166	PAYMENT OF INVOICE #23166-LABOR AND TO WORK ON U1 SPACE HEATERS SCAFFOLD WORK ON 2011 MISC. SCAFFOLDING WEEK ENDING 12/25/11	Jan-2012
17,107	Other	INCORP INC				1,239.75	511100	23167	PAYMENT OF INVOICE #23167-SCAFFOLD RENTAL AND MATERIAL TO WORK ON 2011 MISC. SCAFFOLDING WEEK ENDING 12/25/11	Jan-2012
17,108	Other	INCORP INC				2,058.22	512100	23282	PAYMENT OF INVOICE #23282-LABOR AND SCAFFOLDING TO WORK ON 2012 MISC SCAFFOLDING W/E 1/1/12	Jan-2012
17,109	Other	INCORP INC				514.55	512100	23282	PAYMENT OF INVOICE #23282-LABOR AND SCAFFOLDING TO WORK ON 2012 MISC SCAFFOLDING W/E 1/1/12	Jan-2012
17,110	Other	INCORP INC				477.04	512100	23282	PAYMENT OF INVOICE #23282-LABOR AND SCAFFOLDING TO WORK ON 2012 MISC SCAFFOLDING W/E 1/1/12	Jan-2012
17,111	Other	INCORP INC				1,006.48	512100	23283	PAYMENT OF INVOICE #23283-LABOR TO WORK ON 2012 MISC INSULATION W/E 1/1/12	Jan-2012
17,112	Other	INCORP INC				251.62	512100	23283	PAYMENT OF INVOICE #23283-LABOR TO WORK ON 2012 MISC INSULATION W/E 1/1/12	Jan-2012
17,113	Other	INCORP INC				1,112.25	514100	23284	PAYMENT OF INVOICE #23284-LABOR TO WORK ON CY FIRE PROTECTION W/E 1/1/12	Jan-2012
17,114	Other	INCORP INC				96.55	512017	23286	PAYMENT OF INVOICE#23286 WORK ON ASH POND FILTRATION PIPING	Jan-2012
17,115	Other	INCORP INC				1,136.40	514100	23287	PAYMENT OF INVOICE #23287-LABOR TO WORK ON TRANSFER HOUSE #1 FIRE PROTECTION W/E 1/1/2012	Jan-2012
17,116	Other	INCORP INC				284.10	514100	23287	PAYMENT OF INVOICE #23287-LABOR TO WORK ON TRANSFER HOUSE #1 FIRE PROTECTION W/E 1/1/2012	Jan-2012
17,117	Other	INCORP INC				305.30	512005	23288	PAYMENT OF INVOICE#23288-WORK ON 2-2B ABSORBER AGITATOR SEALS	Jan-2012
17,118	Other	INCORP INC				1,711.06	512100	23289	PAYMENT OF INVOICE #23289-LABOR TO WORK ON U4 TUBE LEAK 8 1/2 FLOOR W/E 1/1/2012	Jan-2012
17,119	Other	INCORP INC				427.77	512100	23289	PAYMENT OF INVOICE #23289-LABOR TO WORK ON U4 TUBE LEAK 8 1/2 FLOOR W/E 1/1/2012	Jan-2012
17,120	Other	INCORP INC				682.38	512100	23290	PAYMENT OF INVOICE#23290-4-1 AIR HEATER MISC. INDICATORS	Jan-2012
17,121	Other	INCORP INC				170.60	512100	23290	PAYMENT OF INVOICE#23290-4-1 AIR HEATER MISC. INDICATORS	Jan-2012
17,122	Other	INCORP INC				580.84	513100	23291	PAYMENT OF INVOICE#23291-WORK ON U-1 EQUIPMENT HOIST 9TH FLOOR	Jan-2012
17,123	Other	INCORP INC				145.21	513100	23291	PAYMENT OF INVOICE#23291-WORK ON U-1 EQUIPMENT HOIST 9TH FLOOR	Jan-2012
17,124	Other	INCORP INC				623.15	514100	23292	PAYMENT OF INVOICE#23292-WORK ON TRANSFER HS#1 FIRE PROTECTION	Jan-2012
17,125	Other	INCORP INC				806.05	512055	23293	PAYMENT OF INVOICE#23293-WORK ON MISC. ELIMINATOR WASH	Jan-2012
17,126	Other	INCORP INC				1,245.23	514100	23294	PAYMENT OF INVOICE#23294-WORK ON TRANSFER HS #4 FIRE PROTECTION	Jan-2012
17,127	Other	INCORP INC				894.20	512100	23295	PAYMENT OF INVOICE#23295-SCAFFOLD AND LABOR ON 2012 MISC. SCAFFOLD JOBS	Jan-2012
17,128	Other	INCORP INC				477.04	512100	23295	PAYMENT OF INVOICE#23295-SCAFFOLD AND LABOR ON 2012 MISC. SCAFFOLD JOBS	Jan-2012
17,129	Other	INCORP INC				1,529.77	512100	23296	PAYMENT OF INVOICE#23296-WORK ON MISC. INSULATION JOBS	Jan-2012
17,130	Other	INCORP INC				96.55	512100	23297	PAYMENT OF INVOICE#23297-WORK ON MISC. INSULATION JOBS	Jan-2012
17,131	Other	INCORP INC				626.25	512100	23298	PAYMENT OF INVOICE#23298-U-4 ID FAN WORK	Jan-2012
17,132	Other	INCORP INC				598.20	512100	23299	PAYMENT OF INVOICE #23299-LABOR TO WORK ON U4 TUBE LEAK W/E 1/1/12	Jan-2012

KENTUCKY UTILITIES COMPANY
Case No. 2012- 00221
Analysis of Professional Services Expenses For the Test Year

(A)	(B)	(C)	(D)	(E)	(F)	(G)	(H)	(I)		
Line No.	Type	Vendor	Rate Case	Audit	Other	Total	Account	Invoice	Description	Period
17,133	Other	INCORP INC				1,168.35	512100	23300	PAYMENT OF INVOICE#23300-WORK ON U-3 ID FAN	Jan-2012
17,134	Other	INCORP INC				214.03	512005	23301	PAYMENT OF INVOICE #23301	Jan-2012
17,135	Other	INCORP INC				529.20	511100	23302	Insulation repairs for w/e 01/01/12	Jan-2012
17,136	Other	INCORP INC				209.20	512100	23303	Insulation repairs for w/e 01/01/12	Jan-2012
17,137	Other	INCORP INC				332.40	512100	23304	Insulation repairs for w/e 01/01/12	Jan-2012
17,138	Other	INCORP INC				196.80	512100	23304	Insulation repairs for w/e 01/01/12	Jan-2012
17,139	Other	INCORP INC				332.40	512100	23305	Insulation repairs for w/e 01/01/12	Jan-2012
17,140	Other	INCORP INC				196.80	512100	23305	Insulation repairs for w/e 01/01/12	Jan-2012
17,141	Other	INCORP INC				364.50	512055	23338	PAYMENT OF INVOICE#23338-WORK ON U3 FGD MEZZANINE MAIN LINE	Jan-2012
17,142	Other	INCORP INC				2,705.26	512100	23339	PAYMENT OF INVOICE#23339-WORK ON 2012 MISC. SCAFFOLD	Jan-2012
17,143	Other	INCORP INC				477.04	512100	23339	PAYMENT OF INVOICE#23339-WORK ON 2012 MISC. SCAFFOLD	Jan-2012
17,144	Other	INCORP INC				355.05	514100	23341	PAYMENT OF INVOICE#23341-INSULATE TRANSFER HOSE TO SAMPLE	Jan-2012
17,145	Other	INCORP INC				161.95	512017	23342	PAYMENT OF INVOICE#23342-WORK ON HP HEATER VENT LINE TO THE CONDENSER	Jan-2012
17,146	Other	INCORP INC				130.80	512017	23343	PAYMENT OF INVOICE#23343-WORK ON U1 COLD REHEAT SUPPLY TO SCR	Jan-2012
17,147	Other	INCORP INC				447.43	512017	23344	PAYMENT OF INVOICE#23344-WORK ON ASH POND FILTRATION PIPING	Jan-2012
17,148	Other	INCORP INC				364.50	514100	23345	PAYMENT OF INVOICE#23345-WORK ON 1H & 2H CONVEYOR RAMP WASH LINE	Jan-2012
17,149	Other	INCORP INC				1,978.27	512100	23392	PAYMENT OF INVOICE#23392-WORK ON MISC. INSULATION	Jan-2012
17,150	Other	INCORP INC				1,052.22	511100	23400	Abatement repairs for w/e 01/08/12	Jan-2012
17,151	Other	INCORP INC				279.40	511100	23400	Abatement repairs for w/e 01/08/12	Jan-2012
17,152	Other	INCORP INC				771.21	511100	23401	Insulation repairs for w/e 01/08/12	Jan-2012
17,153	Other	INCORP INC				295.20	511100	23401	Insulation repairs for w/e 01/08/12	Jan-2012
17,154	Other	INCORP INC				234.00	512100	23401	Insulation repairs for w/e 01/08/12	Jan-2012
17,155	Other	INCORP INC				283.20	511100	23402	Insulation repairs for w/e 01/08/12	Jan-2012
17,156	Other	INCORP INC				246.00	511100	23402	Insulation repairs for w/e 01/08/12	Jan-2012
17,157	Other	INCORP INC				80.59	511100	23402	Insulation repairs for w/e 01/08/12	Jan-2012
17,158	Other	INCORP INC				381.60	512100	23403	Insulation repairs for w/e 01/08/12	Jan-2012
17,159	Other	INCORP INC				147.60	512100	23403	Insulation repairs for w/e 01/08/12	Jan-2012
17,160	Other	INCORP INC				529.20	511100	23404	Insulation repairs for w/e 01/08/12	Jan-2012
17,161	Other	INCORP INC				162.88	512100	23405	Abatement repairs for w/e 01/15/12	Jan-2012
17,162	Other	INCORP INC				239.72	513100	23406	Abatement repairs for w/e 01/15/12	Jan-2012
17,163	Other	INCORP INC				29.13	513100	23406	Abatement repairs for w/e 01/15/12	Jan-2012
17,164	Other	INCORP INC				1,007.85	512100	23407	Insulation repairs for w/e 01/15/12	Jan-2012
17,165	Other	INCORP INC				605.68	512100	23407	Insulation repairs for w/e 01/15/12	Jan-2012
17,166	Other	INCORP INC				120.00	511100	23407	Insulation repairs for w/e 01/15/12	Jan-2012
17,167	Other	INCORP INC				371.00	511100	23408	Insulation repairs for w/e 01/15/12	Jan-2012
17,168	Other	INCORP INC				196.80	513100	23408	Insulation repairs for w/e 01/15/12	Jan-2012
17,169	Other	INCORP INC				196.80	513100	23408	Insulation repairs for w/e 01/15/12	Jan-2012
17,170	Other	INCORP INC				344.40	513100	23409	Insulation repairs for w/e 01/15/12	Jan-2012
17,171	Other	INCORP INC				368.80	513100	23410	Insulation repairs for w/e 01/15/12	Jan-2012
17,172	Other	INCORP INC				295.20	513100	23410	Insulation repairs for w/e 01/15/12	Jan-2012
17,173	Other	INCORP INC				80.00	511100	23410	Insulation repairs for w/e 01/15/12	Jan-2012
17,174	Other	INCORP INC				172.20	513100	23411	Insulation repairs for w/e 01/15/12	Jan-2012
17,175	Other	INCORP INC				172.19	511100	23411	Insulation repairs for w/e 01/15/12	Jan-2012
17,176	Other	INCORP INC				80.69	511100	23411	Insulation repairs for w/e 01/15/12	Jan-2012
17,177	Other	INCORP INC				80.68	513100	23411	Insulation repairs for w/e 01/15/12	Jan-2012
17,178	Other	INCORP INC				239.72	513100	23422	Abatement repairs for w/e 01/22/12	Jan-2012
17,179	Other	INCORP INC				59.93	512100	23423	Abatement repairs for w/e 01/22/12	Jan-2012
17,180	Other	INCORP INC				59.93	513100	23423	Abatement repairs for w/e 01/22/12	Jan-2012
17,181	Other	INCORP INC				1,672.80	512100	23424	Insulation repairs for w/e 01/22/12	Jan-2012
17,182	Other	INCORP INC				1,856.07	512100	23425	THIRD PARTY SERVICES & FREIGHT FOR MISC SCAFFOLD ON U3 ID FANS, U4 SCR, U1 SCRUBBER & TRANSFER HOUSE	Jan-2012
17,183	Other	INCORP INC				486.00	512100	23426	PAYMENT OF INVOICE #23426--LABOR TO WORK ON U4 IR 1 AND 7 1/2 EI WEEK ENDING 1/22/12	Jan-2012
17,184	Other	INCORP INC				130.80	512100	23427	PAYMENT OF INVOICE #23427--LABOR TO WORK ON 4-1 AIR PREHEATER COILS WEEK ENDING 1/22/12	Jan-2012
17,185	Other	INCORP INC				249.20	512055	23428	PAYMENT OF INVOICE #23428--LABOR TO WORK ON U4 TRANSMITTER WEEK ENDING 1/22/12	Jan-2012

KENTUCKY UTILITIES COMPANY
Case No. 2012- 00221
Analysis of Professional Services Expenses For the Test Year

(A)	(B)	(C)	(D)	(E)	(F)	(G)	(H)	(I)		
Line No.	Type	Vendor	Rate Case	Audit	Other	Total	Account	Invoice	Description	Period
17,186	Other	INCORP INC				1,754.49	512100	23429	PAYMENT OF INVOICE #23429--LABOR AND THIRD PARTY BILLING FOR WEEK ENDING 1/22/12	Jan-2012
17,187	Other	INCORP INC				1,093.95	512100	23429	PAYMENT OF INVOICE #23429--LABOR AND THIRD PARTY BILLING FOR WEEK ENDING 1/22/12	Jan-2012
17,188	Other	INCORP INC				515.20	512100	23429	PAYMENT OF INVOICE #23429--LABOR AND THIRD PARTY BILLING FOR WEEK ENDING 1/22/12	Jan-2012
17,189	Other	INCORP INC				227.35	512017	23430	PAYMENT OF INVOICE #23430--LABOR TO WORK ON ASH POND FILTRATION WEEK ENDING 1/22/12	Jan-2012
17,190	Other	INCORP INC				2,735.04	512100	23443	PAYMENT OF INVOICE #23443--LABOR AND FREIGHT FOR 2012 MISC INSULATION WEEK ENDING 1/22/12	Jan-2012
17,191	Other	INCORP INC				1,694.35	512100	23526	PAYMENT OF INVOICE #23526--LABOR AND SCAFFOLDING FOR WORK ENDING 1/29/12	Feb-2012
17,192	Other	INCORP INC				875.15	512100	23526	PAYMENT OF INVOICE #23526--LABOR AND SCAFFOLDING FOR WORK ENDING 1/29/12	Feb-2012
17,193	Other	INCORP INC				785.40	512100	23526	PAYMENT OF INVOICE #23526--LABOR AND SCAFFOLDING FOR WORK ENDING 1/29/12	Feb-2012
17,194	Other	INCORP INC				697.55	512100	23527	PAYMENT OF INVOICE #23527--LABOR TO WORK ON 2012 MISC INSULATION WEEK ENDING 1/29/12	Feb-2012
17,195	Other	INCORP INC				600.00	512100	23527	PAYMENT OF INVOICE #23527--LABOR TO WORK ON 2012 MISC INSULATION WEEK ENDING 1/29/12	Feb-2012
17,196	Other	INCORP INC				336.60	512100	23527	PAYMENT OF INVOICE #23527--LABOR TO WORK ON 2012 MISC INSULATION WEEK ENDING 1/29/12	Feb-2012
17,197	Other	INCORP INC				364.50	512100	23528	PAYMENT OF INVOICE #23528--LABOR TO WORK ON 2012 NEW U4 IRS ON 7 1/2 EL WEEK ENDING 1/29/12	Feb-2012
17,198	Other	INCORP INC				887.55	512100	23529	PAYMENT OF INVOICE #23529--LABOR TO WORK ON DROP SENSOR ALARM WEEK ENDING 1/29/12	Feb-2012
17,199	Other	INCORP INC				364.65	512100	23529	PAYMENT OF INVOICE #23529--LABOR TO WORK ON DROP SENSOR ALARM WEEK ENDING 1/29/12	Feb-2012
17,200	Other	INCORP INC				1,532.85	512100	23595	PAYMENT OF INVOICE #23595--LABOR AND THIRD PARTY RENTAL FOR MISC SCAFFOLDING WEEK ENDING 2/5/12	Feb-2012
17,201	Other	INCORP INC				754.00	512100	23595	PAYMENT OF INVOICE #23595--LABOR AND THIRD PARTY RENTAL FOR MISC SCAFFOLDING WEEK ENDING 2/5/12	Feb-2012
17,202	Other	INCORP INC				831.75	512100	23597	PAYMENT OF INVOICE #23597--LABOR TO WORK ON U4 IRS 7 1/2 WEEK ENDING 2/5/12	Feb-2012
17,203	Other	INCORP INC				5,264.36	512100	23598	PAYMENT OF INVOICE #23598--LABOR TO WORK ON U4-1 AIR HEATER WEEK ENDING 2/5/12	Feb-2012
17,204	Other	INCORP INC				2,705.41	512100	23598	PAYMENT OF INVOICE #23598--LABOR TO WORK ON U4-1 AIR HEATER WEEK ENDING 2/5/12	Feb-2012
17,205	Other	INCORP INC				226.58	512100	23599	PAYMENT OF INVOICE #23599--LABOR TO WORK ON U1 STEAM SUPPLY TO SCRUBBER ON 8 1/2 WEEK ENDING 2/5/12	Feb-2012
17,206	Other	INCORP INC				828.97	512055	23600	PAYMENT OF INVOICE #23600-LABOR TO WORK ON U1 MIST ELIMINATOR WASH SYSTEM WEEK ENDING 2/5/12	Feb-2012
17,207	Other	INCORP INC				294.46	512100	23601	PAYMENT OF INVOICE #23601--LABOR TO WORK ON U1 BOILER LEAK WEEK ENDING 2/5/12	Feb-2012
17,208	Other	INCORP INC				590.40	511100	23612	Insulation repairs for w/e 01/29/12	Feb-2012
17,209	Other	INCORP INC				393.60	513100	23617	Insulation repairs for w/e 01/29/12	Feb-2012
17,210	Other	INCORP INC				393.60	514100	23618	Insulation repairs for w/e 01/29/12	Feb-2012
17,211	Other	INCORP INC				86.88	512100	23619	Insulation repairs for w/e 01/29/12	Feb-2012
17,212	Other	INCORP INC				73.81	512100	23619	Insulation repairs for w/e 01/29/12	Feb-2012
17,213	Other	INCORP INC				59.93	511100	23620	Abatement repairs for w/e 01/29/12	Feb-2012
17,214	Other	INCORP INC				239.72	511100	23621	Abatement repairs for w/e 01/29/12	Feb-2012
17,215	Other	INCORP INC				590.40	512100	23712	Insulation repairs for w/e 02/05/12	Feb-2012
17,216	Other	INCORP INC				541.20	511100	23712	Insulation repairs for w/e 02/05/12	Feb-2012
17,217	Other	INCORP INC				393.60	514100	23712	Insulation repairs for w/e 02/05/12	Feb-2012
17,218	Other	INCORP INC				246.00	513100	23712	Insulation repairs for w/e 02/05/12	Feb-2012
17,219	Other	INCORP INC				3,120.99	512100	23713	PAYMENT OF INVOICE#23713-LABOR AND SCAFFOLDING FOR WORK ENDING 2/12/2012	Feb-2012
17,220	Other	INCORP INC				2,927.35	512100	23713	PAYMENT OF INVOICE#23713-LABOR AND SCAFFOLDING FOR WORK ENDING 2/12/2012	Feb-2012

KENTUCKY UTILITIES COMPANY
Case No. 2012- 00221
Analysis of Professional Services Expenses For the Test Year

(A)	(B)	(C)	(D)	(E)	(F)	(G)	(H)	(I)		
Line No.	Type	Vendor	Rate Case	Audit	Other	Total	Account	Invoice	Description	Period
17,221	Other	INCORP INC				477.04	512100	23713	PAYMENT OF INVOICE#23713-LABOR AND SCAFFOLDING FOR WORK ENDING 2/12/2012	Feb-2012
17,222	Other	INCORP INC				270.23	512100	23714	PAYMENT OF INVOICE#23714-THIRD PARTY RENTAL FOR MISC. SCAFFOLDING WEEK ENDING 2/13/2012	Feb-2012
17,223	Other	INCORP INC				607.06	512100	23715	PAYMENT OF INVOICE#23715-THIRD PARTY RENTAL FOR MISC. SCAFFOLDING WEEK ENDING 2/14/2012	Feb-2012
17,224	Other	INCORP INC				415.85	512100	23716	PAYMENT OF INVOICE#23716-THIRD PARTY RENTAL FOR MISC. SCAFFOLDING WEEK ENDING 2/6/2012	Feb-2012
17,225	Other	INCORP INC				866.32	512100	23717	PAYMENT OF INVOICE#23717-WORK ON MISC. INSULATION FOR WEEK ENDING 2/12/2012	Feb-2012
17,226	Other	INCORP INC				1,619.95	512055	23718	PAYMENT OF INVOICE#23718-WORK ON U-1 MIST ELIMINATOR WASH SYSTEM WEEK ENDING 2/12/2012	Feb-2012
17,227	Other	INCORP INC				461.00	512005	23719	PAYMENT OF INVOICE#23719-LABOR FOR WORK AT 2-3A ABSORBER RECYCLE DUMP PIPING WEEK ENDING 2/12/2012	Feb-2012
17,228	Other	INCORP INC				324.25	512005	23719	PAYMENT OF INVOICE#23719-LABOR FOR WORK AT 2-3A ABSORBER RECYCLE DUMP PIPING WEEK ENDING 2/12/2012	Feb-2012
17,229	Other	INCORP INC				305.30	512100	23720	PAYMENT OF INVOICE#23720-WORK ON U-4 IR'S 7-1/2 LEVEL WEEK ENDING 2/12/2012	Feb-2012
17,230	Other	INCORP INC				1,642.49	512100	23721	PAYMENT OF INVOICE#23721-LABOR TO WORK ON AIR HEATER WEEK ENDING 2/12/2012	Feb-2012
17,231	Other	INCORP INC				1,110.55	512100	23721	PAYMENT OF INVOICE#23721-LABOR TO WORK ON AIR HEATER WEEK ENDING 2/12/2012	Feb-2012
17,232	Other	INCORP INC				246.40	512100	23784	Abatement work -- w/e 02/12/12	Feb-2012
17,233	Other	INCORP INC				123.20	511100	23784	Abatement work -- w/e 02/12/12	Feb-2012
17,234	Other	INCORP INC				119.86	512100	23784	Abatement work -- w/e 02/12/12	Feb-2012
17,235	Other	INCORP INC				59.93	511100	23784	Abatement work -- w/e 02/12/12	Feb-2012
17,236	Other	INCORP INC				885.60	511100	23785	Insulation work -- w/e 02/12/12	Feb-2012
17,237	Other	INCORP INC				541.20	512100	23785	Insulation work -- w/e 02/12/12	Feb-2012
17,238	Other	INCORP INC				344.40	512017	23785	Insulation work -- w/e 02/12/12	Feb-2012
17,239	Other	INCORP INC				49.20	512100	23785	Insulation work -- w/e 02/12/12	Feb-2012
17,240	Other	INCORP INC				392.05	512100	23795	Abatement work -- w/e 02/19/12	Feb-2012
17,241	Other	INCORP INC				610.35	512100	23796	Insulation work -- w/e 02/19/12	Feb-2012
17,242	Other	INCORP INC				393.60	513100	23796	Insulation work -- w/e 02/19/12	Feb-2012
17,243	Other	INCORP INC				295.20	513100	23796	Insulation work -- w/e 02/19/12	Feb-2012
17,244	Other	INCORP INC				246.00	511100	23796	Insulation work -- w/e 02/19/12	Feb-2012
17,245	Other	INCORP INC				98.40	512017	23796	Insulation work -- w/e 02/19/12	Feb-2012
17,246	Other	INCORP INC				981.44	512055	23797	PAYMENT OF INVOICE#23797-MATERIALS	Feb-2012
17,247	Other	INCORP INC				1,844.93	512100	23798	PAYMENT OF INVOICE#23798-LABOR AND WEEKLY CONTRACT SCAFFOLD	Feb-2012
17,248	Other	INCORP INC				1,233.32	512100	23798	PAYMENT OF INVOICE#23798-LABOR AND WEEKLY CONTRACT SCAFFOLD	Feb-2012
17,249	Other	INCORP INC				477.04	512100	23798	PAYMENT OF INVOICE#23798-LABOR AND WEEKLY CONTRACT SCAFFOLD	Feb-2012
17,250	Other	INCORP INC				600.00	512100	23799	PAYMENT OF INVOICE#23801 LABOR WORK ON AB SAMPLING U-3 ECONOMIZER	Feb-2012
17,251	Other	INCORP INC				398.75	512100	23799	PAYMENT OF INVOICE#23801 LABOR WORK ON AB SAMPLING U-3 ECONOMIZER	Feb-2012
17,252	Other	INCORP INC				461.00	512100	23800	PAYMENT OF INVOICE#23800-LABOR WORK ON 4-1 AIR HEATER	Feb-2012
17,253	Other	INCORP INC				392.75	512100	23800	PAYMENT OF INVOICE#23800-LABOR WORK ON 4-1 AIR HEATER	Feb-2012
17,254	Other	INCORP INC				2,629.90	512100	23802	PAYMENT OF INVOICE#23802-LABOR TO WORK ON U-1 OUTAGE MISC. SCAFFOLDING	Feb-2012
17,255	Other	INCORP INC				1,596.70	512100	23802	PAYMENT OF INVOICE#23802-LABOR TO WORK ON U-1 OUTAGE MISC. SCAFFOLDING	Feb-2012
17,256	Other	INCORP INC				691.55	512100	23908	ABATE 1-3 MILL VIBRATOR AND CLEAN UP AREA	MAR-2012
17,257	Other	INCORP INC				477.04	512100	23914	PAYMENT OF INVOICE #23914--SCAFFOLD RENTAL FOR 2012 MISC. SCAFFOLD WEEK ENDING 2/26/12	MAR-2012
17,258	Other	INCORP INC				32.43	512100	23915	PAYMENT OF INVOICE #23915--THIRD PARTY SERVICES FOR U4 SCR WEEK ENDING 2/26/12	MAR-2012
17,259	Other	INCORP INC				12,522.00	512100	23916	PAYMENT OF INVOICE #23916--LABOR AND THIRD PARTY SERVICE FOR WORK ON U1 OUTAGE SCAFFOLD WEEK ENDING 2/26/12	MAR-2012
17,260	Other	INCORP INC				4,307.48	512100	23916	PAYMENT OF INVOICE #23916--LABOR AND THIRD PARTY SERVICE FOR WORK ON U1 OUTAGE SCAFFOLD WEEK ENDING 2/26/12	MAR-2012

KENTUCKY UTILITIES COMPANY
Case No. 2012- 00221
Analysis of Professional Services Expenses For the Test Year

(A)	(B)	(C)	(D)	(E)	(F)	(G)	(H)	(I)		
Line No.	Type	Vendor	Rate Case	Audit	Other	Total	Account	Invoice	Description	Period
17,261	Other	INCORP INC				2,903.06	512100	23916	PAYMENT OF INVOICE #23916--LABOR AND THIRD PARTY SERVICE FOR WORK ON U1 OUTAGE SCAFFOLD WEEK ENDING 2/26/12	MAR-2012
17,262	Other	INCORP INC				4,351.42	512100	23917	PAYMENT OF INVOICE #23917--LABOR AND MATERIAL FOR WORK ON U1 OUTAGE INSULATION WEEK ENDING 2/26/12	MAR-2012
17,263	Other	INCORP INC				4,241.23	512100	23917	PAYMENT OF INVOICE #23917--LABOR AND MATERIAL FOR WORK ON U1 OUTAGE INSULATION WEEK ENDING 2/26/12	MAR-2012
17,264	Other	INCORP INC				956.35	512100	23917	PAYMENT OF INVOICE #23917--LABOR AND MATERIAL FOR WORK ON U1 OUTAGE INSULATION WEEK ENDING 2/26/12	MAR-2012
17,265	Other	INCORP INC				841.50	512100	23918	PAYMENT OF INVOICE #23918--LABOR FOR WORK ON 1-4 AND 1-5 FEEDER ISOLATION GATE WEEK ENDING 2/26/12	MAR-2012
17,266	Other	INCORP INC				345.75	512100	23918	PAYMENT OF INVOICE #23918--LABOR FOR WORK ON 1-4 AND 1-5 FEEDER ISOLATION GATE WEEK ENDING 2/26/12	MAR-2012
17,267	Other	INCORP INC				6,455.23	512100	23919	PAYMENT OF INVOICE #23919--LABOR AND MATERIAL TO WORK ON U1 AIR DRUM HEADS WEEK ENDING 2/26/12	MAR-2012
17,268	Other	INCORP INC				5,980.50	512100	23919	PAYMENT OF INVOICE #23919--LABOR AND MATERIAL TO WORK ON U1 AIR DRUM HEADS WEEK ENDING 2/26/12	MAR-2012
17,269	Other	INCORP INC				614.96	512100	23919	PAYMENT OF INVOICE #23919--LABOR AND MATERIAL TO WORK ON U1 AIR DRUM HEADS WEEK ENDING 2/26/12	MAR-2012
17,270	Other	INCORP INC				912.17	512100	23920	PAYMENT OF INVOICE #23920--LABOR AND MATERIAL TO WORK ON U1 PENTHOUSE SANDBLASTING WEEK ENDING 2/26/12	MAR-2012
17,271	Other	INCORP INC				345.75	512100	23920	PAYMENT OF INVOICE #23920--LABOR AND MATERIAL TO WORK ON U1 PENTHOUSE SANDBLASTING WEEK ENDING 2/26/12	MAR-2012
17,272	Other	INCORP INC				280.50	512100	23920	PAYMENT OF INVOICE #23920--LABOR AND MATERIAL TO WORK ON U1 PENTHOUSE SANDBLASTING WEEK ENDING 2/26/12	MAR-2012
17,273	Other	INCORP INC				479.44	512100	23953	Abatement work -- w/e 02/26/12	MAR-2012
17,274	Other	INCORP INC				119.86	512100	23953	Abatement work -- w/e 02/26/12	MAR-2012
17,275	Other	INCORP INC				688.80	511100	23954	Insulation work -- w/e 02/26/12	MAR-2012
17,276	Other	INCORP INC				393.60	512100	23954	Insulation work -- w/e 02/26/12	MAR-2012
17,277	Other	INCORP INC				295.20	511100	23954	Insulation work -- w/e 02/26/12	MAR-2012
17,278	Other	INCORP INC				98.40	511100	23954	Insulation work -- w/e 02/26/12	MAR-2012
17,279	Other	INCORP INC				639.88	512100	23968	Asbestos abatement @ Green River - w/e 03/04/12	MAR-2012
17,280	Other	INCORP INC				149.83	512100	23968	Asbestos abatement @ Green River - w/e 03/04/12	MAR-2012
17,281	Other	INCORP INC				950.58	512100	23970	Insulation work @ Green River -- w/e 03/04/12	MAR-2012
17,282	Other	INCORP INC				393.60	512100	23970	Insulation work @ Green River -- w/e 03/04/12	MAR-2012
17,283	Other	INCORP INC				309.00	512100	23970	Insulation work @ Green River -- w/e 03/04/12	MAR-2012
17,284	Other	INCORP INC				209.20	511100	23970	Insulation work @ Green River -- w/e 03/04/12	MAR-2012
17,285	Other	INCORP INC				147.60	511100	23970	Insulation work @ Green River -- w/e 03/04/12	MAR-2012
17,286	Other	INCORP INC				73.81	513100	23970	Insulation work @ Green River -- w/e 03/04/12	MAR-2012
17,287	Other	INCORP INC				49.20	513100	23970	Insulation work @ Green River -- w/e 03/04/12	MAR-2012
17,288	Other	INCORP INC				176.36	512100	23971	PAYMENT OF INVOICE #23971--SCAFFOLDING TO WORK ON U1 AIR HEATER MISC INDICATORS WEEK ENDING 3/4/12	MAR-2012
17,289	Other	INCORP INC				477.04	512100	23972	PAYMENT OF INVOICE #23972--2012 MISC. SCAFFOLDING FOR WEEK ENDING 3/4/12	MAR-2012
17,290	Other	INCORP INC				9,519.92	512100	23973	PAYMENT OF INVOICE #23973--LABOR TO WORK ON U1 OUTAGE INSULATION WEEK ENDING 3/4/12	MAR-2012
17,291	Other	INCORP INC				2,915.80	512100	23973	PAYMENT OF INVOICE #23973--LABOR TO WORK ON U1 OUTAGE INSULATION WEEK ENDING 3/4/12	MAR-2012
17,292	Other	INCORP INC				2,461.75	512100	23974	PAYMENT OF INVOICE #23974--LABOR TO WORK ON U1 DRUM HEADS WEEK ENDING 3/4/12	MAR-2012
17,293	Other	INCORP INC				274.00	512100	23974	PAYMENT OF INVOICE #23974--LABOR TO WORK ON U1 DRUM HEADS WEEK ENDING 3/4/12	MAR-2012
17,294	Other	INCORP INC				10,435.72	512100	23975	PAYMENT OF INVOICE #23975--LABOR & EQUIPMENT TO WORK ON U1 OUTAGE SCAFFOLDING WEEK ENDING 3/4/12	MAR-2012
17,295	Other	INCORP INC				4,996.11	512100	23975	PAYMENT OF INVOICE #23975--LABOR & EQUIPMENT TO WORK ON U1 OUTAGE SCAFFOLDING WEEK ENDING 3/4/12	MAR-2012
17,296	Other	INCORP INC				429.96	512100	23975	PAYMENT OF INVOICE #23975--LABOR & EQUIPMENT TO WORK ON U1 OUTAGE SCAFFOLDING WEEK ENDING 3/4/12	MAR-2012
17,297	Other	INCORP INC				695.00	512100	24020	Insulation work -- w/e 03/11/12	MAR-2012
17,298	Other	INCORP INC				529.77	512100	24020	Material necessary to complete insulation work -- w/e 03/11/12	MAR-2012
17,299	Other	INCORP INC				393.60	511100	24020	Insulation work -- w/e 03/11/12	MAR-2012

KENTUCKY UTILITIES COMPANY
Case No. 2012- 00221
Analysis of Professional Services Expenses For the Test Year

(A)	(B)	(C)	(D)	(E)	(F)	(G)	(H)	(I)		
Line No.	Type	Vendor	Rate Case	Audit	Other	Total	Account	Invoice	Description	Period
17,300	Other	INCORP INC				246.00	511100	24020	Insulation work -- w/e 03/11/12	MAR-2012
17,301	Other	INCORP INC				196.80	512017	24020	Insulation work -- w/e 03/11/12	MAR-2012
17,302	Other	INCORP INC				119.86	513100	24030	Abatement work -- w/e 03/11/12	MAR-2012
17,303	Other	INCORP INC				119.86	513100	24030	Abatement work -- w/e 03/11/12	MAR-2012
17,304	Other	INCORP INC				89.90	511100	24030	Abatement work -- w/e 03/11/12	MAR-2012
17,305	Other	INCORP INC				89.90	512100	24030	Abatement work -- w/e 03/11/12	MAR-2012
17,306	Other	INCORP INC				12,881.36	512100	24036	PAYMENT OF INVOICE #24036--LABOR TO WORK ON U1 SCAFFOLD WEEK ENDING 3/11/12	MAR-2012
17,307	Other	INCORP INC				4,500.74	512100	24036	PAYMENT OF INVOICE #24036--LABOR TO WORK ON U1 SCAFFOLD WEEK ENDING 3/11/12	MAR-2012
17,308	Other	INCORP INC				477.04	512100	24036	PAYMENT OF INVOICE #24036--LABOR TO WORK ON U1 SCAFFOLD WEEK ENDING 3/11/12	MAR-2012
17,309	Other	INCORP INC				18,567.80	512100	24037	PAYMENT OF INVOICE #24037--LABOR TO WORK ON U1 INSULATION WEEK ENDING 3/11/12	MAR-2012
17,310	Other	INCORP INC				3,061.74	512100	24037	PAYMENT OF INVOICE #24037--LABOR TO WORK ON U1 INSULATION WEEK ENDING 3/11/12	MAR-2012
17,311	Other	INCORP INC				2,657.97	512100	24037	PAYMENT OF INVOICE #24037--LABOR TO WORK ON U1 INSULATION WEEK ENDING 3/11/12	MAR-2012
17,312	Other	INCORP INC				35,817.00	512055	24081	LABOR TO ERECT AND DISMANTLE SCAFFOLD AT UNIT 1 ABSORBER	MAR-2012
17,313	Other	INCORP INC				23,878.00	512055	24081	EQUIPMENT AND MATERIAL TO ERECT AND DISMANTLE SCAFFOLD AT UNIT 1 ABSORBER	MAR-2012
17,314	Other	INCORP INC				7,332.50	512055	24082	LABOR FOR SCAFFOLDING AT 1-1 ABSORBER INLET DUCT	MAR-2012
17,315	Other	INCORP INC				3,142.50	512055	24082	MATERIAL/EQUIPMENT FOR SCAFFOLDING AT 1-1 ABSORBER INLET DUCT	MAR-2012
17,316	Other	INCORP INC				8,279.32	512100	24119	PAYMENT OF INVOICE #24119--LABOR TO WORK ON U1 OUTAGE INSULATION WEEK ENDING 3/18/12	MAR-2012
17,317	Other	INCORP INC				2,048.67	512100	24119	PAYMENT OF INVOICE #24119--LABOR TO WORK ON U1 OUTAGE INSULATION WEEK ENDING 3/18/12	MAR-2012
17,318	Other	INCORP INC				4,347.75	512100	24120	PAYMENT OF INVOICE #24120--LABOR TO WORK ON U1 OUTAGE SCAFFOLD WEEK ENDING 3/18/12	MAR-2012
17,319	Other	INCORP INC				2,289.75	512100	24120	PAYMENT OF INVOICE #24120--LABOR TO WORK ON U1 OUTAGE SCAFFOLD WEEK ENDING 3/18/12	MAR-2012
17,320	Other	INCORP INC				2,601.25	512100	24121	PAYMENT OF INVOICE #24121--LABOR TO WORK ON 2012 MISC. SCAFFOLD WEEK ENDING 3/18/12	MAR-2012
17,321	Other	INCORP INC				1,090.27	512100	24121	PAYMENT OF INVOICE #24121--LABOR TO WORK ON 2012 MISC. SCAFFOLD WEEK ENDING 3/18/12	MAR-2012
17,322	Other	INCORP INC				1,660.40	511100	24128	Insulation work - w/e 03/18/12	MAR-2012
17,323	Other	INCORP INC				98.40	512100	24128	Insulation work - w/e 03/18/12	MAR-2012
17,324	Other	INCORP INC				18.38	514100	20594A	T/M ALLOWANCE FOR MISCELLANEOUS INSULATION, SCAFFOLDING AND ABATEMENT DURING UNIT 3 OUTAGE	MAY-2011
17,325	Other	INCORP INC				12.25	512100	20594A	T/M ALLOWANCE FOR MISCELLANEOUS INSULATION, SCAFFOLDING AND ABATEMENT DURING UNIT 3 OUTAGE	MAY-2011
17,326	Other	INCORP INC				6.12	512100	20594A	T/M ALLOWANCE FOR MISCELLANEOUS INSULATION, SCAFFOLDING AND ABATEMENT DURING UNIT 3 OUTAGE	MAY-2011
17,327	Other	INCORP INC				6.12	512100	20594A	T/M ALLOWANCE FOR MISCELLANEOUS INSULATION, SCAFFOLDING AND ABATEMENT DURING UNIT 3 OUTAGE	MAY-2011
17,328	Other	INCORP INC				4.08	512100	20594A	T/M ALLOWANCE FOR MISCELLANEOUS INSULATION, SCAFFOLDING AND ABATEMENT DURING UNIT 3 OUTAGE	MAY-2011
17,329	Other	INCORP INC				2.04	512100	20594A	T/M ALLOWANCE FOR MISCELLANEOUS INSULATION, SCAFFOLDING AND ABATEMENT DURING UNIT 3 OUTAGE	MAY-2011
17,330	Other	INDIANA KENTUCKY ELECTRIC CORP				450.00	573100	061160	Indiana-Kentucky Electric Corporation Invoice # 0611-60 - Operational and routine maintenance at Clifty Creek	AUG-2011
17,331	Other	INDUSTRIAL ALLOYS PLUS INC				8,144.00	512100	19337	LABOR CLUTCH,BACKSTOP,CONVEYOR,45MA BORE 6.44 KU# 76507	APR-2011
17,332	Other	INDUSTRIAL ALLOYS PLUS INC				2,120.00	512100	19348	LABOR REPAIR ALTEN GEAR BOX	AUG-2011
17,333	Other	INDUSTRIAL ALLOYS PLUS INC				6,770.00	512100	19352	LABOR REPAIR ALTEN GEAR BOX	APR-2011
17,334	Other	INDUSTRIAL ALLOYS PLUS INC				625.00	506100	19356	LABOR TO REPAIR ONE CONSOLIDATED SAFETY.(KU#113744)	MAY-2011
17,335	Other	INDUSTRIAL ALLOYS PLUS INC				3,180.00	512100	19420	LABOR REPAIR ALTEN GEAR BOX	SEP-2011
17,336	Other	INDUSTRIAL ALLOYS PLUS INC				597.00	512017	19425	REPAIR LABOR FOR A 14" MISSION DUO CHECK VALVE 300#	OCT-2011
17,337	Other	INDUSTRIAL ALLOYS PLUS INC				2,741.00	512100	19430	LABOR CLUTCH,BACKSTOP,CONVEYOR,45MA BORE 7.002 KU# 103395	SEP-2011
17,338	Other	INDUSTRIAL ALLOYS PLUS INC				3,192.00	512100	19432	LABOR TO REPAIR (5) CONOFLOW POSITIONERS	OCT-2011
17,339	Other	INDUSTRIAL ALLOYS PLUS INC				3,960.00	512100	19467	LABOR S/R NORTHWEST TRAVEL TRUCK GEAR REDUCER SEAL LEAKING	OCT-2011

KENTUCKY UTILITIES COMPANY
Case No. 2012- 00221
Analysis of Professional Services Expenses For the Test Year

(A)	(B)	(C)	(D)	(E)	(F)	(G)	(H)	(I)		
Line No.	Type	Vendor	Rate Case	Audit	Other	Total	Account	Invoice	Description	Period
17,340	Other	INDUSTRIAL ALLOYS PLUS INC				3,109.30	512100	19487	LABOR PUT BEARING AND SEALS IN ALTEN GEAR BOX	Feb-2012
17,341	Other	INDUSTRIAL CONTROLS DISTRIBUTORS LLC				309.81	512005	5896780	REPAIR 0-60 PSI ISOLATION GAUGE. INCLUDES 316SS DIAPHRAGM SEAL & LABOR. INCLUDES GAUGE CLEANING, ASSY OF SEAL, SYSTEM FILL AND CALIBRATION.	OCT-2011
17,342	Other	INDUSTRIAL CONTROLS DISTRIBUTORS LLC				198.82	512055	5947522	REPAIR ISOLATION CHAMBER AND CALIBRATE GAUGE	MAR-2012
17,343	Other	INDUSTRIAL ENVIRONMENTAL INC				10,996.32	501090	112102	5,498.16 cubic yards of material removed from No. 1 pond and transferred to scrubber pond	APR-2011
17,344	Other	INDUSTRIAL ENVIRONMENTAL INC				13,830.38	501090	112104	6,915.19 cubic yards of material removed from No. 1 pond and transferred to scrubber pond	APR-2011
17,345	Other	INDUSTRIAL ENVIRONMENTAL INC				25,025.16	501090	112113	19,558.52 cubic yards of material removed from No. 1 pond and transferred to the scrubber pond	MAY-2011
17,346	Other	INDUSTRIAL SERVICES OF AMERICA				200.00	511100	32886	WASTE REMOVAL AT GHENT FOR DECEMBER 2011	Dec-2011
17,347	Other	INDUSTRIAL SERVICES OF AMERICA				127.20	511100	32886	WASTE REMOVAL AT GHENT FOR DECEMBER 2011	Dec-2011
17,348	Other	INDUSTRIAL SILOSOURCE INC				16,240.00	513100	98939	EQUIPMENT/MATERIAL TO INSPECT AND REPAIR U3 CIRC. WATER RETURN PIPING	APR-2011
17,349	Other	INDUSTRIAL SILOSOURCE INC				8,400.00	513100	98939	LABOR TO INSPECT AND REPAIR U3 CIRC. WATER RETURN PIPING	APR-2011
17,350	Other	INDUSTRIAL TUBE CLEANING INC				6,750.00	512100	04201116	WORK SCOPE TO CLEAN UNIT 3 BFPT CONDENSERS WITH METAL SCRAPERS	APR-2011
17,351	Other	INSIGHT COMMUNICATIONS				25.40	921004	10510109706010411	INSIGHT COMMUNICATIONS CABLE FOR LG&E CENTER	MAY-2011
17,352	Other	INSIGHT COMMUNICATIONS				324.10	921004	10510109706010511	INSIGHT COMMUNICATIONS CABLE FOR LG&E CENTER	MAY-2011
17,353	Other	INSIGHT COMMUNICATIONS				226.60	921004	10510109706010600	INSIGHT COMMUNICATIONS CABLE FOR LG&E CENTER	Jun-2011
17,354	Other	INSIGHT COMMUNICATIONS				252.00	921004	10510109706010711	INSIGHT COMMUNICATIONS CABLE FOR LG&E CENTER	JUL-2011
17,355	Other	INSIGHT COMMUNICATIONS				289.50	921004	10510109706010811	INSIGHT COMMUNICATIONS CABLE FOR LG&E CENTER	AUG-2011
17,356	Other	INSIGHT COMMUNICATIONS				277.00	921004	10510109706010911	INSIGHT COMMUNICATIONS CABLE FOR LG&E CENTER	SEP-2011
17,357	Other	INSIGHT COMMUNICATIONS				277.00	921004	10510109706011011	INSIGHT COMMUNICATIONS CABLE FOR LG&E CENTER	OCT-2011
17,358	Other	INSIGHT COMMUNICATIONS				277.00	921004	10510109706011100	INSIGHT COMMUNICATIONS CABLE FOR LG&E CENTER	Dec-2011
17,359	Other	INSIGHT COMMUNICATIONS				288.28	921004	10510109706020100	INSIGHT COMMUNICATIONS CABLE FOR LG&E CENTER	Jan-2012
17,360	Other	INSIGHT COMMUNICATIONS				495.60	921004	10510109706020200	INSIGHT COMMUNICATIONS CABLE FOR LG&E CENTER	Feb-2012
17,361	Other	INSIGHT COMMUNICATIONS				288.28	921004	10510109706020312	INSIGHT COMMUNICATIONS CABLE FOR LG&E CENTER	MAR-2012
17,362	Other	INTEGRAL ANALYTICS INC				9,000.00	908005	427REVISED	Integral Analytics, Inc. Invoice # 427 -- DSMore License Renewal Fee 2011; Effective July 1, 2011 through June 30, 2012.	JUL-2011
17,363	Other	INTEGRITY CALIBRATION SERVICES INC				170.00	552100	3322	TEK KNOW PRESSURE CALIBRATOR CERTIFICATION AND REPAIR	SEP-2011
17,364	Other	INTEGRITY CALIBRATION SERVICES INC				150.00	552100	3322	JOFRA ASC 300G BASE UNIT CERTIFICATION	SEP-2011
17,365	Other	INTEGRITY CALIBRATION SERVICES INC				125.00	552100	3322	THERMOELECTRIC MICROMITE II CERTIFICATION	SEP-2011
17,366	Other	INTEGRITY CALIBRATION SERVICES INC				95.00	552100	3322	WIKA TEST GAUGE 0-1500 PSI CERTIFICATION	SEP-2011
17,367	Other	INTEGRITY CALIBRATION SERVICES INC				75.00	552100	3322	ALTEK 942 CERTIFICATION	SEP-2011
17,368	Other	INTEGRITY CALIBRATION SERVICES INC				95.00	552100	3633	NIST CERTIFICATION OF WIKA TEST GAGE 0-800 PSI	MAR-2012
17,369	Other	INTEGRITY CALIBRATION SERVICES INC				95.00	552100	3633	NIST CERTIFICATION OF WIKA TEST GAGE 0-3000 PSI	MAR-2012
17,370	Other	INTEGRITY CALIBRATION SERVICES INC				85.00	552100	3633	NIST CERTIFICATION OF WIKA TEST GAGE 0-200 PSI	MAR-2012
17,371	Other	INTEGRITY CALIBRATION SERVICES INC				75.00	552100	3633	NIST CERTIFICATIONS OF FLUKE 8050A #6115013	MAR-2012
17,372	Other	INTEGRITY REFRACTORY CO				11,940.00	512100	030712KUG	LABOR TO PATCH U1 ASH HOPPER WITH GUN MIX AND HAND PACK DEAD AIR SPACE	MAR-2012
17,373	Other	INTEGRITY REFRACTORY CO				5,570.00	512100	030712KUG	EQUIPMENT/MATERIAL TO PATCH U1 ASH HOPPER WITH GUN MIX AND HAND PACK DEAD AIR SPACE	MAR-2012
17,374	Other	INTEGRITY REFRACTORY CO				10,795.00	512017	052711KUG	LABOR TO REPAIR GHENT 2 ASH HOPPER	MAY-2011
17,375	Other	INTEGRITY REFRACTORY CO				3,545.00	512017	052711KUG	EQUIPMENT/MATERIAL TO REPAIR GHENT 2 ASH HOPPER	MAY-2011
17,376	Other	INTEGRITY TESTING AND INSPECTION INC				17,000.00	512100	102815	FURNISH LABOR TO PERFORM AN INSPECTION OF THE GHENT 3 "E" HEATER AND STORAGE TANK AND PREPARE FINAL REPORT	APR-2011
17,377	Other	INTEGRITY TESTING AND INSPECTION INC				145.80	512100	102816	Daily source, fuel, and film charges	JUL-2011
17,378	Other	INTEGRITY TESTING AND INSPECTION INC				65.00	512100	102817	Daily truck charge - 1 day	JUL-2011
17,379	Other	INTEGRITY TESTING AND INSPECTION INC				48.00	512100	102817	Ultrasonic testing couplant	JUL-2011
17,380	Other	INTEGRITY TESTING AND INSPECTION INC				151.60	512100	102818	Consumables	JUL-2011
17,381	Other	INTEGRITY TESTING AND INSPECTION INC				65.00	512100	102818	Daily truck charge	JUL-2011
17,382	Other	INTEGRITY TESTING AND INSPECTION INC				25.00	512100	102818	Daily fuel charge	JUL-2011
17,383	Other	INTEGRITY TESTING AND INSPECTION INC				113.55	512100	102819	Consumables	AUG-2011
17,384	Other	INTEGRITY TESTING AND INSPECTION INC				110.00	512100	102819	Daily source charge	AUG-2011
17,385	Other	INTEGRITY TESTING AND INSPECTION INC				65.00	512100	102819	Daily truck charge	AUG-2011
17,386	Other	INTEGRITY TESTING AND INSPECTION INC				50.00	512100	102819	Daily fuel charge	AUG-2011
17,387	Other	INTEGRITY TESTING AND INSPECTION INC				65.00	512100	1028110	Daily truck charge	AUG-2011
17,388	Other	INTEGRITY TESTING AND INSPECTION INC				48.00	512100	1028110	Consumables	AUG-2011

KENTUCKY UTILITIES COMPANY
Case No. 2012- 00221
Analysis of Professional Services Expenses For the Test Year

(A)	(B)	(C)	(D)	(E)	(F)	(G)	(H)	(I)		
Line No.	Type	Vendor	Rate Case	Audit	Other	Total	Account	Invoice	Description	Period
17,389	Other	INTEGRITY TESTING AND INSPECTION INC				100.91	512100	1028111	Consumables	AUG-2011
17,390	Other	INTEGRITY TESTING AND INSPECTION INC				61.50	512100	1028113	Consumables	SEP-2011
17,391	Other	INTEGRITY TESTING AND INSPECTION INC				60.00	512100	1028113	Daily truck use	SEP-2011
17,392	Other	INTEGRITY TESTING AND INSPECTION INC				242.18	512100	1028114	Consumables	SEP-2011
17,393	Other	INTEGRITY TESTING AND INSPECTION INC				56.79	512100	1028115	Consumables	SEP-2011
17,394	Other	INTEGRITY TESTING AND INSPECTION INC				50.47	512100	1028116	Consumables	OCT-2011
17,395	Other	INTEGRITY TESTING AND INSPECTION INC				156.20	512100	1028117	Consumables	OCT-2011
17,396	Other	INTEGRITY TESTING AND INSPECTION INC				61.50	512100	1028118	Consumables	NOV-2011
17,397	Other	INTEGRITY TESTING AND INSPECTION INC				60.00	512100	1028118	Daily truck charge	NOV-2011
17,398	Other	INTEGRITY TESTING AND INSPECTION INC				183.67	512100	1028119	Consumables	NOV-2011
17,399	Other	INTERFACE LOGIC SYSTEMS INC				1,575.00	512100	17353	Extended Support Agreement Renewal - Professional Consulting /services for: ScaleQ Scale Management and Control Software: (2) Remote Data Terminals & (1) Remote Ticket Printer - 01/01/12 - 12/31/12	Jan-2012
17,400	Other	INTERNATIONAL COOLING TOWER USA INC				4,500.00	513100	54185	LABOR TO REPLACE 1-3 COOLING TOWER FAN STACK	Dec-2011
17,401	Other	INTERNATIONAL COOLING TOWER USA INC				4,500.00	513100	54186	LABOR TO REPLACE 1-11 COOLING TOWER FAN STACK	Dec-2011
17,402	Other	INTERNATIONAL COOLING TOWER USA INC				7,500.00	513100	54187	LABOR TO REPLACE 3-1 COOLING TOWER DAMAGED FAN STACK	Dec-2011
17,403	Other	INTERNATIONAL COOLING TOWER USA INC				1,475.00	513100	54311	INSPECT AND PROVIDE REPORT FOR U1 COOLING TOWER DURING OUTAGE	MAR-2012
17,404	Other	INTERNATIONAL COOLING TOWER USA INC				1,975.00	513100	54355	LABOR TO REMOVE FILL FROM CELLS 12, 11, 8, AND 3 OF UNIT ONE COOLING TOWER	MAR-2012
17,405	Other	INTERNATIONAL COOLING TOWER USA INC ET AL				1,375.00	513100	53967	INSPECT U4 COOLING TOWER DURING OUTAGE	MAY-2011
17,406	Other	INTERNATIONAL COOLING TOWER USA INC ET AL				35,008.97	513100	53968	LABOR TO PERFORM REPAIRS ON U3 COOLING TOWER DURING OUTAGE	MAY-2011
17,407	Other	INTERNATIONAL COOLING TOWER USA INC ET AL				17,189.80	513100	53968	EQUIPMENT & MATERIALS TO PERFORM REPAIRS ON U3 COOLING TOWER DURING OUTAGE	MAY-2011
17,408	Other	INTERNATIONAL COOLING TOWER USA INC ET AL				5,716.00	513100	53969	EQUIPMENT/MATERIAL TO PERFORM MISC. REPAIRS ON U-4 COOLING TOWER	MAY-2011
17,409	Other	INTERNATIONAL COOLING TOWER USA INC ET AL				5,321.88	513100	53969	LABOR TO PERFORM MISC. REPAIRS ON U-4 COOLING TOWER	MAY-2011
17,410	Other	INTERNATIONAL COOLING TOWER USA INC ET AL				1,375.00	513100	54019	INSPECT U2 COOLING TOWER DURING OUTAGE	Jun-2011
17,411	Other	INTERNATIONAL COOLING TOWER USA INC ET AL				6,691.10	513100	54057	EQUIPMENT/MATERIAL TO PERFORM MISC. REPAIRS ON U-4 COOLING TOWER	AUG-2011
17,412	Other	INTERNATIONAL COOLING TOWER USA INC ET AL				5,467.68	513100	54057	LABOR TO PERFORM MISC. REPAIRS ON U-4 COOLING TOWER	AUG-2011
17,413	Other	INTERNATIONAL COOLING TOWER USA INC ET AL				24,500.00	513100	54174	EQUIPMENT & MATERIAL TO REPLACE 1-3 COOLING TOWER FAN STACK	NOV-2011
17,414	Other	INTERNATIONAL COOLING TOWER USA INC ET AL				24,500.00	513100	54175	EQUIPMENT & MATERIAL TO REPLACE 1-11 COOLING TOWER FAN STACKS	NOV-2011
17,415	Other	INTERNATIONAL COOLING TOWER USA INC ET AL				20,500.00	513100	54176	FAN STACK - 30 FT DIA X 14 FT HIGH (FIRE RETARDANT)	NOV-2011
17,416	Other	INTERSPACE LIMITED LLC				1,600.00	511100	39582	Interior design consultation for EW Brown office refurbishment.	AUG-2011
17,417	Other	IRON MOUNTAIN RECORDS MANAGEMENT				2,583.97	921003	DGB4099DGB4177	KY560 - LG&E	APR-2011
17,418	Other	IRON MOUNTAIN RECORDS MANAGEMENT				1,128.06	921003	DGB4178DGB4240	KY561 - Energy	APR-2011
17,419	Other	IRON MOUNTAIN RECORDS MANAGEMENT				156.12	921003	DGB4288DGB4291	KY579 - KU	APR-2011
17,420	Other	IRON MOUNTAIN RECORDS MANAGEMENT				95.77	921003	DGB4826DGB4833	KYC04 - LGE	APR-2011
17,421	Other	IRON MOUNTAIN RECORDS MANAGEMENT				44.21	921003	DJG7249	KY561 - Energy	OCT-2011
17,422	Other	IRON MOUNTAIN RECORDS MANAGEMENT				1,886.41	921003	DMK9588DMK9667	KY560 - LG&E	MAY-2011
17,423	Other	IRON MOUNTAIN RECORDS MANAGEMENT				991.36	921003	DMK9668DMK9730	KY561 - Energy	MAY-2011
17,424	Other	IRON MOUNTAIN RECORDS MANAGEMENT				183.34	921003	DMK9777DMK9780	KY579 - KU	MAY-2011
17,425	Other	IRON MOUNTAIN RECORDS MANAGEMENT				40.02	921003	DML0306DML0313	KYC04 - LGE	MAY-2011
17,426	Other	IRON MOUNTAIN RECORDS MANAGEMENT				1,031.28	921003	DRB4142DRB4221	KYC04 - LGE	Jun-2011
17,427	Other	IRON MOUNTAIN RECORDS MANAGEMENT				959.17	921003	DRB4222DRB4284	KY561 - Energy	Jun-2011
17,428	Other	IRON MOUNTAIN RECORDS MANAGEMENT				117.66	921003	DRB4331DRB4334	KY579 - KU	Jun-2011
17,429	Other	IRON MOUNTAIN RECORDS MANAGEMENT				40.02	921003	DRB4877DRB4884	KYC04 - LGE	Jun-2011
17,430	Other	IRON MOUNTAIN RECORDS MANAGEMENT				2,027.91	921003	DUA5119DUAS199	KY560 - LG&E	JUL-2011
17,431	Other	IRON MOUNTAIN RECORDS MANAGEMENT				827.72	921003	DUA5200DUAS262	KY561 - Energy	JUL-2011
17,432	Other	IRON MOUNTAIN RECORDS MANAGEMENT				156.12	921003	DUA5310DUAS313	KY579 - KU	JUL-2011
17,433	Other	IRON MOUNTAIN RECORDS MANAGEMENT				40.02	921003	DUA5851DUAS858	KYC04 - LGE	JUL-2011
17,434	Other	IRON MOUNTAIN RECORDS MANAGEMENT				1,961.97	921003	DWH7397DWH7477	KY560 - LG&E	AUG-2011
17,435	Other	IRON MOUNTAIN RECORDS MANAGEMENT				1,313.16	921003	DWH7478DWH7541	KY561 - Energy	AUG-2011
17,436	Other	IRON MOUNTAIN RECORDS MANAGEMENT				279.01	921003	DWH7589DWH7592	KY579 - KU	AUG-2011
17,437	Other	IRON MOUNTAIN RECORDS MANAGEMENT				40.02	921003	DWH8127DWH8134	KYC04 - LGE	AUG-2011
17,438	Other	IRON MOUNTAIN RECORDS MANAGEMENT				1,403.09	921003	EAN6739EAN6819	KY560 - LG&E	SEP-2011
17,439	Other	IRON MOUNTAIN RECORDS MANAGEMENT				872.00	921003	EAN6820RAN6883	KY561 - Energy	SEP-2011
17,440	Other	IRON MOUNTAIN RECORDS MANAGEMENT				156.12	921003	EAN6931EAN6934	KY579 - KU	SEP-2011
17,441	Other	IRON MOUNTAIN RECORDS MANAGEMENT				40.02	921003	EAN7483EAN7490	KYC04 - LGE	SEP-2011

KENTUCKY UTILITIES COMPANY
Case No. 2012- 00221
Analysis of Professional Services Expenses For the Test Year

(A)	(B)	(C)	(D)	(E)	(F)	(G)	(H)	(I)		
Line No.	Type	Vendor	Rate Case	Audit	Other	Total	Account	Invoice	Description	Period
17,442	Other	IRON MOUNTAIN RECORDS MANAGEMENT				1,828.88	921003	EDS5398EDS5478	KY560 - LG&E	OCT-2011
17,443	Other	IRON MOUNTAIN RECORDS MANAGEMENT				865.21	921003	EDS5479EDS5542	KY561 - Energy	OCT-2011
17,444	Other	IRON MOUNTAIN RECORDS MANAGEMENT				269.68	921003	EDS5590EDS5593	KY579 - KU	OCT-2011
17,445	Other	IRON MOUNTAIN RECORDS MANAGEMENT				42.12	921003	EDS6355EDS6362	KYC04 - LG&E	OCT-2011
17,446	Other	IRON MOUNTAIN RECORDS MANAGEMENT				1,589.90	921003	EGU0524EGU0604	KY560 - LG&E	NOV-2011
17,447	Other	IRON MOUNTAIN RECORDS MANAGEMENT				734.83	921003	EGU0605EGU0668	KY561 - Energy	NOV-2011
17,448	Other	IRON MOUNTAIN RECORDS MANAGEMENT				160.12	921003	EGU0715EGU0718	KY579 - KU	NOV-2011
17,449	Other	IRON MOUNTAIN RECORDS MANAGEMENT				49.45	921003	EGU1499EGU1506	KYC04 - LG&E	NOV-2011
17,450	Other	IRON MOUNTAIN RECORDS MANAGEMENT				1,534.48	921003	EKE5646EKE5727	KY560 - LG&E	Dec-2011
17,451	Other	IRON MOUNTAIN RECORDS MANAGEMENT				803.61	921003	EKE5728EKE5792	KY561 - Energy	Dec-2011
17,452	Other	IRON MOUNTAIN RECORDS MANAGEMENT				160.12	921003	EKE5839EKE5842	KY579 - KU	Dec-2011
17,453	Other	IRON MOUNTAIN RECORDS MANAGEMENT				49.43	921003	EKE6640EKE6647	KYC04 - LG&E	Dec-2011
17,454	Other	IRON MOUNTAIN RECORDS MANAGEMENT				2,120.43	921003	ENL6500ENL6581	KY560 - LG&E	Jan-2012
17,455	Other	IRON MOUNTAIN RECORDS MANAGEMENT				749.77	921003	ENL6582ENL6646	KY561 - Energy	Jan-2012
17,456	Other	IRON MOUNTAIN RECORDS MANAGEMENT				160.12	921003	ENL6693ENL6696	KY579 - KU	Jan-2012
17,457	Other	IRON MOUNTAIN RECORDS MANAGEMENT				42.12	921003	ENL7532ENL7539	KYC04 - LG&E	Jan-2012
17,458	Other	IRON MOUNTAIN RECORDS MANAGEMENT				2,373.67	921003	ESF5734ESF5817	KY560 - LG&E	Feb-2012
17,459	Other	IRON MOUNTAIN RECORDS MANAGEMENT				782.95	921003	ESF5818ESF5883	KY561 - Energy	Feb-2012
17,460	Other	IRON MOUNTAIN RECORDS MANAGEMENT				190.18	921003	ESF5930ESF5933	KY579 - KU	Feb-2012
17,461	Other	IRON MOUNTAIN RECORDS MANAGEMENT				50.36	921003	ESF6728ESF6735	KYC04 - LG&E	Feb-2012
17,462	Other	IRON MOUNTAIN RECORDS MANAGEMENT				2,101.40	921003	EVN2816EVN2898	KY560 - LG&E	MAR-2012
17,463	Other	IRON MOUNTAIN RECORDS MANAGEMENT				842.97	921003	EVN2899EVN2967	KY561 - Energy	MAR-2012
17,464	Other	IRON MOUNTAIN RECORDS MANAGEMENT				270.93	921003	EVN3014EVN3018	KY579 - KU	MAR-2012
17,465	Other	IRON MOUNTAIN RECORDS MANAGEMENT				49.84	921003	EVN3812EVN3819	KYC04 - LG&E	MAR-2012
17,466	Other	IRON MOUNTAIN RECORDS MANAGEMENT				(4,000.00)	921003	Reverses *J703-0020-0311 Adjustment USD	Iron Mountain	APR-2011
17,467	Other	IVEY MECHANICAL LLC				323.50	935403	30853	IVEY MECH-DANVILLE BUS OFFICE-HVAC UNIT LEAKING-THAWED EVAPORATOR COIL,UNSTOPPED DRAIN,ADDED REFRIGERANT TO UNIT AND LEAK CHECKED - INV #KY30853 DATED 5/20/2011	Jun-2011
17,468	Other	IVEY MECHANICAL LLC				577.20	923900	141908296	IVEY MECHANICAL-LABOR FOR FABRICATION OF THE COOLING TOWER FLOAT LEVEL AT SIMPSONVILLE TC&D CTR - INV #1419-08296	MAR-2012
17,469	Other	IVEY MECHANICAL LLC				25,696.44	923900	1041207809	IVEY MECHANICAL-ANNUAL PM AS PER INVOICE #10412-07809, CONTRACT #52419	Jun-2011
17,470	Other	IVEY MECHANICAL LLC				14,430.00	921004	1041207809	IVEY MECHANICAL-ANNUAL PM AS PER INVOICE #10412-07809, CONTRACT #52419	Jun-2011
17,471	Other	IVEY MECHANICAL LLC				736.00	935403	1041207880	IVEY MECH-ONE QUALITY -HVAC MAINTENANCE (TICKET #36019-6/15/11)	JUL-2011
17,472	Other	IVEY MECHANICAL LLC				713.33	935403	1041207880	IVEY MECH-EARLINGTON BUSINESS OFFICE HVAC REPAIRS (TICKET #36469-6/13/11) ADD REFRIGERANT, CAPACITOR, MISC MATERIALS AND LABOR	JUL-2011
17,473	Other	IVEY MECHANICAL LLC				213.07	935403	1041207880	IVEY MECH-EARLINGTON BUSINESS OFFICE HVAC REPAIRS (TICKET #36469-6/13/11) ADD REFRIGERANT, CAPACITOR, MISC MATERIALS AND LABOR	JUL-2011
17,474	Other	IVEY MECHANICAL LLC				2,901.62	935403	1041207927	IVEY MECHANICAL -MORGANFIELD OFFICE - REPAIRED A/C REPAIRS. INVOICE #10412-07927	AUG-2011
17,475	Other	IVEY MECHANICAL LLC				1,706.14	935402	1041207927	IVEY MECHANICAL -CAMPBELLSVILLE STRM - ICE MACHINE REPAIRS. INVOICE #10412-07927	AUG-2011
17,476	Other	IVEY MECHANICAL LLC				922.74	935403	1041207927	IVEY MECHANICAL -KUGO - ROUTINE MAINTENANCE. INVOICE #10412-07927	AUG-2011
17,477	Other	IVEY MECHANICAL LLC				592.00	935403	1041207927	IVEY MECHANICAL - EARLINGTON OFFICE - A/C REPAIRS. INVOICE #10412-07927	AUG-2011
17,478	Other	IVEY MECHANICAL LLC				592.00	935403	1041207927	IVEY MECHANICAL -GREENVILLE OFFICE - INSPECTED DUCT WORK. INVOICE #10412-07927	AUG-2011
17,479	Other	IVEY MECHANICAL LLC				119.88	923900	1041207927	IVEY MECHANICAL -MULDRAUGH - SIMPSONVILLE - CHECK OUT COMPRESSOR. INVOICE #10412-07927	AUG-2011
17,480	Other	IVEY MECHANICAL LLC				2,824.51	935403	1041207997	IVEY MECHANICAL - EARLINGTON OFFICE - HVAC REPAIRS AND MAINTENANCE. INVOICE #10412-07997	SEP-2011
17,481	Other	IVEY MECHANICAL LLC				2,812.00	935403	1041207997	IVEY MECHANICAL - EARLINGTON OFFICE - HVAC REPAIRS AND MAINTENANCE. INVOICE #10412-07997	SEP-2011
17,482	Other	IVEY MECHANICAL LLC				1,554.00	935402	1041207997	IVEY MECHANICAL - CAMPBELLSVILLE STRM - HVAC REPAIRS AND MAINTENANCE. INVOICE #10412-07997	SEP-2011
17,483	Other	IVEY MECHANICAL LLC				980.50	583001	1041207997	IVEY MECHANICAL - E-TOWN STRM - HVAC REPAIRS AND MAINTENANCE. INVOICE #10412-07997	SEP-2011
17,484	Other	IVEY MECHANICAL LLC				782.61	935402	1041207997	IVEY MECHANICAL - CAMPBELLSVILLE STRM - HVAC REPAIRS AND MAINTENANCE. INVOICE #10412-07997	SEP-2011

KENTUCKY UTILITIES COMPANY
Case No. 2012- 00221
Analysis of Professional Services Expenses For the Test Year

(A)	(B)	(C)	(D)	(E)	(F)	(G)	(H)	(I)		
Line No.	Type	Vendor	Rate Case	Audit	Other	Total	Account	Invoice	Description	Period
17,485	Other	IVEY MECHANICAL LLC				629.00	935403	1041207997	IVEY MECHANICAL - MORGANFIELD OFFICE - HVAC REPAIRS AND MAINTENANCE. INVOICE #10412-07997	SEP-2011
17,486	Other	IVEY MECHANICAL LLC				566.23	583001	1041207997	IVEY MECHANICAL - E-TOWN STRM - HVAC REPAIRS AND MAINTENANCE. INVOICE #10412-07997	SEP-2011
17,487	Other	IVEY MECHANICAL LLC				518.00	935403	1041207997	IVEY MECHANICAL - GREENVILLE OFFICE - HVAC REPAIRS AND MAINTENANCE. INVOICE #10412-07997	SEP-2011
17,488	Other	IVEY MECHANICAL LLC				518.00	935403	1041207997	IVEY MECHANICAL - SHELBYVILLE OFFICE - HVAC REPAIRS AND MAINTENANCE. INVOICE #10412-07997	SEP-2011
17,489	Other	IVEY MECHANICAL LLC				284.76	935403	1041207997	IVEY MECHANICAL - SHELBYVILLE OFFICE - HVAC REPAIRS AND MAINTENANCE. INVOICE #10412-07997	SEP-2011
17,490	Other	IVEY MECHANICAL LLC				257.50	935403	1041207997	IVEY MECHANICAL - MORGANFIELD OFFICE - HVAC REPAIRS AND MAINTENANCE. INVOICE #10412-07997	SEP-2011
17,491	Other	IVEY MECHANICAL LLC				156.00	935403	1041207997	IVEY MECHANICAL - DANVILLE SUBSTATION - HVAC REPAIRS AND MAINTENANCE. INVOICE #10412-07997	SEP-2011
17,492	Other	IVEY MECHANICAL LLC				592.00	935403	1041208060	IVEY - HVAC MAINTENANCE / REPAIRS AT VARIOUS LOCATIONS AS PER INV #10412-08060 - CONTRACT #52419	NOV-2011
17,493	Other	IVEY MECHANICAL LLC				375.38	935403	1041208060	IVEY - HVAC MAINTENANCE / REPAIRS AT VARIOUS LOCATIONS AS PER INV #10412-08060 - CONTRACT #52419	NOV-2011
17,494	Other	IVEY MECHANICAL LLC				296.69	580100	1041208060	IVEY - HVAC MAINTENANCE / REPAIRS AT VARIOUS LOCATIONS AS PER INV #10412-08060 - CONTRACT #52419	NOV-2011
17,495	Other	IVEY MECHANICAL LLC				296.69	580100	1041208060	IVEY - HVAC MAINTENANCE / REPAIRS AT VARIOUS LOCATIONS AS PER INV #10412-08060 - CONTRACT #52419	NOV-2011
17,496	Other	IVEY MECHANICAL LLC				296.68	921002	1041208060	IVEY - HVAC MAINTENANCE / REPAIRS AT VARIOUS LOCATIONS AS PER INV #10412-08060 - CONTRACT #52419	NOV-2011
17,497	Other	IVEY MECHANICAL LLC				296.67	903930	1041208060	IVEY - HVAC MAINTENANCE / REPAIRS AT VARIOUS LOCATIONS AS PER INV #10412-08060 - CONTRACT #52419	NOV-2011
17,498	Other	IVEY MECHANICAL LLC				223.73	935403	1041208060	IVEY - HVAC MAINTENANCE / REPAIRS AT VARIOUS LOCATIONS AS PER INV #10412-08060 - CONTRACT #52419	NOV-2011
17,499	Other	IVEY MECHANICAL LLC				1,017.50	935403	1041208119	IVEY MECHANICAL - REPAIR SERVICES AT VARIOUS LOCATIONS AS PER INV #10412-08119 DATED 11/21/2011	NOV-2011
17,500	Other	IVEY MECHANICAL LLC				145.33	935403	1041208119	IVEY MECHANICAL - REPAIR SERVICES AT VARIOUS LOCATIONS AS PER INV #10412-08119 DATED 11/21/2011	NOV-2011
17,501	Other	IVEY MECHANICAL LLC				665.69	935402	1041208197	IVEY MECHANICAL - DANVILLE STRM - HVAC REPAIRS INVOICE #10412-08197	Dec-2011
17,502	Other	IVEY MECHANICAL LLC				592.87	935403	1041208197	IVEY MECHANICAL - PENNINGTON GAP OFFICE - HVAC REPAIRS/MAINTENANCE. INVOICE #10412-08197	Dec-2011
17,503	Other	IVEY MECHANICAL LLC				65.88	935403	1041208197	IVEY MECHANICAL - PENNINGTON GAP OFFICE - HVAC REPAIRS/MAINTENANCE. INVOICE #10412-08197	Dec-2011
17,504	Other	IVEY MECHANICAL LLC				65.84	935402	1041208197	IVEY MECHANICAL - DANVILLE STRM - HVAC REPAIRS INVOICE #10412-08197	Dec-2011
17,505	Other	IVEY MECHANICAL LLC				1,480.00	935403	1041208244	IVEY MECHANICAL - RICHMOND OFFICE - HVAC REPAIRS. INVOICE #10412-08244	MAR-2012
17,506	Other	IVEY MECHANICAL LLC				1,221.00	935402	1041208244	IVEY MECHANICAL - DAWSON SPRINGS HVAC REPAIRS. INVOICE #10412-08244	MAR-2012
17,507	Other	IVEY MECHANICAL LLC				703.00	935403	1041208244	IVEY MECHANICAL - WINCHESTER OFFICE - HVAC REPAIRS. INVOICE #10412-08244	MAR-2012
17,508	Other	IVEY MECHANICAL LLC				193.00	935402	1041208244	IVEY MECHANICAL - RICHMOND - HVAC REPAIRS. INVOICE #10412-08244	MAR-2012
17,509	Other	IVEY MECHANICAL LLC				1,258.00	903003	1041208287	IVEY MECHANICAL - EDDYVILLE OFFICE - HVAC REPAIRS. INVOICE #10412-08287	Feb-2012
17,510	Other	IVEY MECHANICAL LLC				962.00	935403	1041208287	IVEY MECHANICAL - EARLINGTON OFFICE OFFICE - HVAC REPAIRS. INVOICE #10412-08287	Feb-2012
17,511	Other	IVEY MECHANICAL LLC				592.00	935403	1041208287	IVEY MECHANICAL - MOREHEAD - HVAC REPAIRS. INVOICE #10412-08287	Feb-2012
17,512	Other	IVEY MECHANICAL LLC				592.00	583001	1041208287	IVEY MECHANICAL - LONDON STRM - HVAC REPAIRS. INVOICE #10412-08287	Feb-2012
17,513	Other	IVEY MECHANICAL LLC				555.00	935403	1041208287	IVEY MECHANICAL - SOMERSET OFFICE - HVAC REPAIRS. INVOICE #10412-08287	Feb-2012
17,514	Other	IVEY MECHANICAL LLC				267.39	921002	1041208287	IVEY MECHANICAL - PINEVILLE - HVAC REPAIRS. INVOICE #10412-08287	Feb-2012
17,515	Other	IVEY MECHANICAL LLC				267.39	903930	1041208287	IVEY MECHANICAL - PINEVILLE - HVAC REPAIRS. INVOICE #10412-08287	Feb-2012
17,516	Other	IVEY MECHANICAL LLC				267.39	580100	1041208287	IVEY MECHANICAL - PINEVILLE - HVAC REPAIRS. INVOICE #10412-08287	Feb-2012
17,517	Other	IVEY MECHANICAL LLC				267.39	580100	1041208287	IVEY MECHANICAL - PINEVILLE - HVAC REPAIRS. INVOICE #10412-08287	Feb-2012
17,518	Other	IVEY MECHANICAL LLC				259.00	935403	1041208287	IVEY MECHANICAL - SHELBYVILLE OFFICE - HVAC REPAIRS. INVOICE #10412-08287	Feb-2012

KENTUCKY UTILITIES COMPANY
Case No. 2012- 00221
Analysis of Professional Services Expenses For the Test Year

(A)	(B)	(C)	(D)	(E)	(F)	(G)	(H)	(I)		
Line No.	Type	Vendor	Rate Case	Audit	Other	Total	Account	Invoice	Description	Period
17,519	Other	IVEY MECHANICAL LLC				222.00	935403	1041208287	IVEY MECHANICAL - MIDDLETOWN SUBSTATION - HVAC REPAIRS. INVOICE #10412-08287	Feb-2012
17,520	Other	IVEY MECHANICAL LLC				1,369.00	935403	J703-0020-0312 Adjustment USD	IVEY MECHANICAL	MAR-2012
17,521	Other	IVEY MECHANICAL LLC				967.51	935403	J703-0020-0312 Adjustment USD	IVEY MECHANICAL	MAR-2012
17,522	Other	IVEY MECHANICAL LLC				230.00	935403	J703-0020-0312 Adjustment USD	IVEY MECHANICAL	MAR-2012
17,523	Other	IVEY MECHANICAL LLC				197.50	588100	J703-0020-0312 Adjustment USD	IVEY MECHANICAL	MAR-2012
17,524	Other	IVEY MECHANICAL LLC				1,900.00	935403	KY27110	IVEY MECHANICAL - DANVILLE OFFICE. ANNUAL BILLING FOR PREVENTIVE MAINTENANCE JULY 2010-JUNE 2011. INVOICE #KY27110	SEP-2011
17,525	Other	IVEY MECHANICAL LLC				25.44	935403	KY29735	Inv# KY20139- Repair to Versailles Business Office HVAC System	APR-2011
17,526	Other	IVEY MECHANICAL LLC				24.70	935403	KY29735	Inv# KY20139- Repair to Versailles Business Office HVAC System	APR-2011
17,527	Other	IVEY MECHANICAL LLC				146.00	583001	KY30176	IVEYMECH-E-TOWN STOREROOM,-BLOWN BREAKER, CHECKED BREAKER FOR HEAT PUMP, COMPRESSOR GOING BAD, UNIT NEEDS REPLACING- #KY 30176	APR-2011
17,528	Other	IVEY MECHANICAL LLC				533.50	903930	KY30206	IVEYMECH-PINEVILLE CALL CTR, HEAT PUMP FREEZING UP; REPLACED FAN CYCLING SWITCH- #KY 30206	APR-2011
17,529	Other	IVEY MECHANICAL LLC				218.70	923900	KY30241	IVEYMECH-SIMPSONVILLE,MONTHLY WATER TREATMENT FOR - #KY 30241	APR-2011
17,530	Other	IVEY MECHANICAL LLC				952.35	935402	KY30306	IVEYMECH-DANVILLE SERV CTR-NO HEAT, REPAIRS- INV #KY 30306	APR-2011
17,531	Other	IVEY MECHANICAL LLC				196.10	935403	KY30309	IVEYMECH-RICHMOND BUS. OFFICE-FURNACE NOT RUNNING,REPLACED CAPACITOR AND CHECKED OPERATION- INV #KY 30309	APR-2011
17,532	Other	IVEY MECHANICAL LLC				445.43	935403	KY30332	IVEY-MECH-SOMERSET HVAC-DRAIN CLOGGED - CLEANED OUT- INV KY30332 DATED 3/31/2011	MAY-2011
17,533	Other	IVEY MECHANICAL LLC				1,180.00	903003	KY30333	IVEY MECH-SOMERSET B.O. - REMOVE COPPER DRAIN LINES FROM 2 AIR HANDLERS IN ATTIC AND INSTALL NEW 3/4" PVC DRAIN LINES FROM BOTH UNITS TO THE FLOOR DRAIN IN CLOSET AS	APR-2011
17,534	Other	IVEY MECHANICAL LLC				218.70	923900	KY30440	IVEY-MECH-SIMPSONVILLE MTHLY WATER TREATMENT - INV KY30440 DATED 4/13/2011	MAY-2011
17,535	Other	IVEY MECHANICAL LLC				1,260.28	921004	KY30495	IVEY-MECH-EARLINGTON HVAC - REPLACED 3 AIR SENSORS ON RTU 4- INV KY30495 DATED 4/18/2011	MAY-2011
17,536	Other	IVEY MECHANICAL LLC				594.00	921004	KY30496	IVEY-MECH-EARLINGTON HVAC REPAIRS - INV KY30496 DATED 4/18/2011	MAY-2011
17,537	Other	IVEY MECHANICAL LLC				487.44	935391	KY30500	To pay Invoice KY 30500 for labor and parts on replacing a bad sensor and monitoring operations	MAY-2011
17,538	Other	IVEY MECHANICAL LLC				9,500.00	935403	KY30606	REPLACE ONE FREQUENCY DRIVE ON ONE SUPPLY FAN WITH NEW DRIVE OF SAME SIZE & TYPE (MFGR - TRANE); CONNECT ALL EXISTING POWER WIRING & CONTROL WIRING TO NEW DRIVE; RE-USE EXISTING DISCONNECT SWITCH (PROPOSAL #03153)	MAY-2011
17,539	Other	IVEY MECHANICAL LLC				1,200.00	935403	KY30606	REPLACE ONE FREQUENCY DRIVE ON ONE SUPPLY FAN WITH NEW DRIVE OF SAME SIZE & TYPE (MFGR - TRANE); CONNECT ALL EXISTING POWER WIRING & CONTROL WIRING TO NEW DRIVE; RE-USE EXISTING DISCONNECT SWITCH (PROPOSAL #03153)	MAY-2011
17,540	Other	IVEY MECHANICAL LLC				172.39	580100	KY30607	IVEY MECH-PINEVILLE ICE MACHINE REPAIRS - INV #KY30607 DATED 4/28/2011	MAY-2011
17,541	Other	IVEY MECHANICAL LLC				172.39	580100	KY30607	IVEY MECH-PINEVILLE ICE MACHINE REPAIRS - INV #KY30607 DATED 4/28/2011	MAY-2011
17,542	Other	IVEY MECHANICAL LLC				172.39	903930	KY30607	IVEY MECH-PINEVILLE ICE MACHINE REPAIRS - INV #KY30607 DATED 4/28/2011	MAY-2011
17,543	Other	IVEY MECHANICAL LLC				1,000.50	935403	KY30804	IVEY MECHANICAL-ONEQ SUPPLY FANS WON'T COME ON-INSTALLED NEW CT'S IN FREQUENCY DRIVE-INV KY30804 DATED 5/18/2011	Jun-2011
17,544	Other	IVEY MECHANICAL LLC				373.00	935403	KY30805	IVEY MECHANICAL-DANVILLE BUS OFFICE- FRONT OFFICE UNIT MAKING NOISE - INV KY30806 DATED 5/18/2011	Jun-2011
17,545	Other	IVEY MECHANICAL LLC				182.50	935402	KY30806	IVEY MECHANICAL-DANVILLE SERV CTR - WALL AC/HEAT FAN NOT WORKING PROPERLY ROOM 10 -INV KY30806 DATED 5/18/2011	Jun-2011
17,546	Other	IVEY MECHANICAL LLC				200.75	935403	KY31084	IVEY MECH-PARIS BUS OFFICE-AUDITORIUM AC NOT COOLING,REPAIRED LEAK AT CONDENSER COIL, VACUUMED & CHARGED SYSTEM,CHECKED OPERATION - INV #KY31084 DATED 5/27/2011	Jun-2011
17,547	Other	IVEY MECHANICAL LLC				230.00	935403	KY31085	IVEY MECH-DANVILLE AUDITORIUM & HALLWAY HVAC NOT COOLING-BRKR WAS TURNED OFF-RESET, CHECKED - TIGHTENED LOOSE CONNECTION IN PANEL - INV #KY31085 DATED 5/27/2011	Jun-2011
17,548	Other	IVEY MECHANICAL LLC				530.37	935402	KY31362	IVEY-GREENVILLE STOREROOM-UNIT NOT COOLING;FOUND LEAK ON PRESSURE SWITCH. REPAIRED LEAK & ADDED REFRIGERANT INV #KY31362; 6/16/2011	Jun-2011

KENTUCKY UTILITIES COMPANY
Case No. 2012- 00221
Analysis of Professional Services Expenses For the Test Year

(A)	(B)	(C)	(D)	(E)	(F)	(G)	(H)	(I)		
Line No.	Type	Vendor	Rate Case	Audit	Other	Total	Account	Invoice	Description	Period
17,549	Other	IVEY MECHANICAL LLC				183.35	923900	KY31363	IVEY-BALLARDSVILLE TELECOM -HVAC DUAL UNITS IN NEW SHELTER PUTTING OUT WARM AIR-REPLACED RELAY AND STARTED UNITS, CHECKDED FOR OPERATIONS. INV #KY31363; 6/16/2011	Jun-2011
17,550	Other	IVEY MECHANICAL LLC				641.37	935403	KY31364	IVEY-GREENVILLE BUSINESS OFFICE-FRONT OFFIC AC-CHECKED UNIT & FOUND SYSTEM NOT KEEPING UP WITH LOOP TEMPERATURE. ADDED REFRIGERANT & CHECKED FOR LEAKS. INV #KY31364; 6/16/2011	Jun-2011
17,551	Other	IVEY MECHANICAL LLC				795.69	935403	KY31365	IVEY-MORGANFIELD BUS OFFICE-1ST FL TRAINING ROOM-NOT COOLING. FOUND EVAPORATOR COIL FROZEN UP ON TRAINING RM UNIT. THAWED AND ADDED REFRIGERANT. INV #KY31365; 6/16/2011	Jun-2011
17,552	Other	IVEY MECHANICAL LLC				1,118.00	935403	KY31491	IVEY-MIDDLESBORO BUS. OFFICE-HEAT PUMP ON EAST SIDE NOT WORKING-REPLACED BLOWER MOTOR & CHECKED OPERATION - INV #KY31491 DATED 6/22/2011	JUL-2011
17,553	Other	IVEY MECHANICAL LLC				114.29	921002	KY31492	IVEY-PINEVILLE CALL CTR -ICE MACHINE NOT WORKING-REPLACED AIR FILTERS & CLEANED EVAPORATOR PLATE - CHECKED OPERATION - INV KY31492	JUL-2011
17,554	Other	IVEY MECHANICAL LLC				114.29	903930	KY31492	IVEY-PINEVILLE CALL CTR -ICE MACHINE NOT WORKING-REPLACED AIR FILTERS & CLEANED EVAPORATOR PLATE - CHECKED OPERATION - INV KY31492	JUL-2011
17,555	Other	IVEY MECHANICAL LLC				114.29	580100	KY31492	IVEY-PINEVILLE CALL CTR -ICE MACHINE NOT WORKING-REPLACED AIR FILTERS & CLEANED EVAPORATOR PLATE - CHECKED OPERATION - INV KY31492	JUL-2011
17,556	Other	IVEY MECHANICAL LLC				114.29	580100	KY31492	IVEY-PINEVILLE CALL CTR -ICE MACHINE NOT WORKING-REPLACED AIR FILTERS & CLEANED EVAPORATOR PLATE - CHECKED OPERATION - INV KY31492	JUL-2011
17,557	Other	IVEY MECHANICAL LLC				398.68	583001	KY31493	IVEY-LONDON STOREROOM-A/C NOT WORKING-REPLACED CAPACITOR & CHECKED OPERATION - INV #KY31493 DATED 6/22/2011	JUL-2011
17,558	Other	IVEY MECHANICAL LLC				546.42	935403	KY31510	Inv# KY20139- Repair to Versailles Business Office HVAC System	JUL-2011
17,559	Other	IVEY MECHANICAL LLC				513.50	935403	KY31510	Inv# KY20139- Repair to Versailles Business Office HVAC System	JUL-2011
17,560	Other	IVEY MECHANICAL LLC				888.00	935403	KY31588	IVEY-HVAC REPAIRS - LONDON BUSINESS OFFICE - INV -KY31588 DATED 6/29/2011	JUL-2011
17,561	Other	IVEY MECHANICAL LLC				84.08	935403	KY31588	IVEY-HVAC REPAIRS - LONDON BUSINESS OFFICE - INV -KY31588 DATED 6/29/2011	JUL-2011
17,562	Other	IVEY MECHANICAL LLC				752.61	935403	KY31608	IVEY-HVAC REPAIRS - WINCHESTER BUSINESS OFFICE - INV -KY31608 DATED 6/29/2011	JUL-2011
17,563	Other	IVEY MECHANICAL LLC				370.69	935403	KY31608	IVEY-HVAC REPAIRS - WINCHESTER BUSINESS OFFICE - INV -KY31608 DATED 6/29/2011	JUL-2011
17,564	Other	IVEY MECHANICAL LLC				229.26	935402	KY31610	IVEY-HVAC REPAIRS - RICHMOND STOREROOM - INV -KY31610 DATED 6/29/2011	JUL-2011
17,565	Other	IVEY MECHANICAL LLC				933.00	935403	KY31611	IVEY-HVAC REPAIRS - MIDDLESBORO BUSINESS OFFICE - INV -KY31611 DATED 6/29/2011	JUL-2011
17,566	Other	IVEY MECHANICAL LLC				230.77	935403	KY31616	Inv# KY20139- Repair to Versailles Business Office HVAC System	JUL-2011
17,567	Other	IVEY MECHANICAL LLC				216.86	935403	KY31616	Inv# KY20139- Repair to Versailles Business Office HVAC System	JUL-2011
17,568	Other	IVEY MECHANICAL LLC				556.05	935403	KY31635	IVEY-HVAC REPAIRS - SHELBYVILLE BUSINESS OFFICE - INV -KY31635 DATED 6/29/2011	JUL-2011
17,569	Other	IVEY MECHANICAL LLC				370.70	935403	KY31635	IVEY-HVAC REPAIRS - SHELBYVILLE BUSINESS OFFICE - INV -KY31635 DATED 6/29/2011	JUL-2011
17,570	Other	IVEY MECHANICAL LLC				1,814.29	935403	KY32026	IVEY-DANVILLE OFFICE- HVAC UNIT LEAK ON 2ND FL -INSTALLED SUPERSEAL LEAK REPAIR (INV KY32026 DATED 7/27/2011)	AUG-2011
17,571	Other	IVEY MECHANICAL LLC				453.57	935403	KY32026	IVEY-DANVILLE OFFICE- HVAC UNIT LEAK ON 2ND FL -INSTALLED SUPERSEAL LEAK REPAIR (INV KY32026 DATED 7/27/2011)	AUG-2011
17,572	Other	IVEY MECHANICAL LLC				275.16	935403	KY32046	IVEY-MT STERLING AC FOR ENGINEERING. AUDITORIUM & METER READING OUTSIDE FAN NOT ON - REPLACED CONTACTOR & CAPACITOR - CHECKED FILTER - INV KY32046 DATED 7/28/2011	AUG-2011
17,573	Other	IVEY MECHANICAL LLC				1,180.50	935403	KY32094	IVEY-GREENVILLE BO-FAULT LIGHT COMING ON AC, NOT COOLING-FOUND WET SWITCH TRIPPED. REWIRED & STILL NEED TO RETURN WITH PART TO REPLACE- INV KY32094 DATED 7/28/2011	AUG-2011
17,574	Other	IVEY MECHANICAL LLC				618.02	935403	KY32095	IVEY-GREENVILLE BO-AC IN CASHIER AREA NOT WORKING - REPLACED CONTROL BOARD ON UNIT #1- INV KY32095 DATED 7/28/2011	AUG-2011
17,575	Other	IVEY MECHANICAL LLC				988.00	935402	KY32297	IVEY MECH - WINCHESTER STOREROOM-INSULATION OF DUCTWORK - INV #KY32297 DATED -8/11/2011	AUG-2011

KENTUCKY UTILITIES COMPANY
Case No. 2012- 00221
Analysis of Professional Services Expenses For the Test Year

(A)	(B)	(C)	(D)	(E)	(F)	(G)	(H)	(I)		
Line No.	Type	Vendor	Rate Case	Audit	Other	Total	Account	Invoice	Description	Period
17,576	Other	IVEY MECHANICAL LLC				549.68	935402	KY32297	IVEY MECH - WINCHESTER STOREROOM-INSULATION OF DUCTWORK - INV #KY32297 DATED -8/11/2011	AUG-2011
17,577	Other	IVEY MECHANICAL LLC				221.78	935403	KY32397	IVEY MECHANICAL - PARIS OFFICE - REPLACED CONTACTOR . INVOICE KY32397	AUG-2011
17,578	Other	IVEY MECHANICAL LLC				3,537.00	923900	KY32447	IVEY MECHANICAL - SIMPSONVILLE - REPAIR DIESEL LINE LEAK. INVOICE #KY32447	SEP-2011
17,579	Other	IVEY MECHANICAL LLC				709.68	935402	KY32820	IVEY MECHANICAL - DANVILLE STRM - INSTALLED (2) PTAC UNITS THAT WERE REMOVED FROM RICHMOND BUSINESS OFFICE. INVOICE KY32820	SEP-2011
17,580	Other	IVEY MECHANICAL LLC				1,727.01	935403	KY32821	IVEY MECHANICAL - KUGO - REPLACED FUSE AND FAN MOTOR. INSTALLED MOTOR ON SERVER ROOM A/C 9TH FL DATA CENTER. INVOICE KY32821	SEP-2011
17,581	Other	IVEY MECHANICAL LLC				592.00	935403	KY32821	IVEY MECHANICAL - KUGO - REPLACED FUSE AND FAN MOTOR. INSTALLED MOTOR ON SERVER ROOM A/C 9TH FL DATA CENTER. INVOICE KY32821	SEP-2011
17,582	Other	IVEY MECHANICAL LLC				74.00	935403	KY32953	IVEY MECHANICAL-ONE QUALITY BLDG - ICE MACHINE NOT WORKING - INV #32953 DATED 9/27/2011	OCT-2011
17,583	Other	IVEY MECHANICAL LLC				230.00	935403	KY33126	IVEY MECHANICAL - MT STERLING OFFICE - CLEANED DRAIN LINES ON 2 AIR HANDLERS. INVOICE KY33126	OCT-2011
17,584	Other	J Y LEGNER ASSOCIATES INC				1,393.38	588100	7869	JY Legner - KU Lights	APR-2011
17,585	Other	J Y LEGNER ASSOCIATES INC				1,540.80	573100	8187	Technical Temporary Staffing Contract - JY Legner Invoice # 6872	APR-2011
17,586	Other	J Y LEGNER ASSOCIATES INC				3,110.57	506109	8189	PAYMENT OF INVOICE #8189--GHENT SO3 MITIGATION	APR-2011
17,587	Other	J Y LEGNER ASSOCIATES INC				3,079.58	506109	8189	PAYMENT OF INVOICE #8189--GHENT SO3 MITIGATION	APR-2011
17,588	Other	J Y LEGNER ASSOCIATES INC				3,079.58	506109	8189	PAYMENT OF INVOICE #8189--GHENT SO3 MITIGATION	APR-2011
17,589	Other	J Y LEGNER ASSOCIATES INC				3,029.33	506109	8189	PAYMENT OF INVOICE #8189--GHENT SO3 MITIGATION	APR-2011
17,590	Other	J Y LEGNER ASSOCIATES INC				20,983.72	501090	8191	PAYMENT OF INVOICE #8191--GHENT COAL YARD OPERATORS	APR-2011
17,591	Other	J Y LEGNER ASSOCIATES INC				14,493.92	511100	8192	GHENT COAL YARD CLEANERS/SAMPLERS	APR-2011
17,592	Other	J Y LEGNER ASSOCIATES INC				8,996.90	501091	8192	GHENT COAL YARD CLEANERS/SAMPLERS	APR-2011
17,593	Other	J Y LEGNER ASSOCIATES INC				1,531.20	511100	8192	GHENT COAL YARD CLEANERS/SAMPLERS	APR-2011
17,594	Other	J Y LEGNER ASSOCIATES INC				4,062.62	511100	8193	Janitorial services	APR-2011
17,595	Other	J Y LEGNER ASSOCIATES INC				2,698.40	501091	8193	Equipment operator	APR-2011
17,596	Other	J Y LEGNER ASSOCIATES INC				11,949.91	903003	8214	Technical Temporary Staffing Contract	APR-2011
17,597	Other	J Y LEGNER ASSOCIATES INC				1,929.78	903003	8214	Technical Temporary Staffing Contract	APR-2011
17,598	Other	J Y LEGNER ASSOCIATES INC				1,288.87	903003	8215	Technical Temporary Staffing Contract	APR-2011
17,599	Other	J Y LEGNER ASSOCIATES INC				720.95	903003	8215	Technical Temporary Staffing Contract	APR-2011
17,600	Other	J Y LEGNER ASSOCIATES INC				1,181.73	903003	8216	Technical Temporary Staffing Contract	APR-2011
17,601	Other	J Y LEGNER ASSOCIATES INC				661.02	903003	8216	Technical Temporary Staffing Contract	APR-2011
17,602	Other	J Y LEGNER ASSOCIATES INC				2,752.61	903003	8217	Area 9 Retail Labor	APR-2011
17,603	Other	J Y LEGNER ASSOCIATES INC				1,815.55	903003	8218	Technical Temporary Staffing Contract	APR-2011
17,604	Other	J Y LEGNER ASSOCIATES INC				1,615.74	903003	8218	Technical Temporary Staffing Contract	APR-2011
17,605	Other	J Y LEGNER ASSOCIATES INC				3,586.78	903003	8219	For Retail Office Labor	APR-2011
17,606	Other	J Y LEGNER ASSOCIATES INC				6,532.70	903003	8220	Area 9 Retail Labor	APR-2011
17,607	Other	J Y LEGNER ASSOCIATES INC				3,475.33	903003	8221	Technical Temporary Staffing Contract	APR-2011
17,608	Other	J Y LEGNER ASSOCIATES INC				2,470.65	903003	8221	Technical Temporary Staffing Contract	APR-2011
17,609	Other	J Y LEGNER ASSOCIATES INC				1,606.55	903003	8222	Technical Temporary Staffing Contract	APR-2011
17,610	Other	J Y LEGNER ASSOCIATES INC				1,429.74	903003	8222	Technical Temporary Staffing Contract	APR-2011
17,611	Other	J Y LEGNER ASSOCIATES INC				2,698.92	903003	8223	For Retail Office Labor	APR-2011
17,612	Other	J Y LEGNER ASSOCIATES INC				3,577.74	903003	8224	Technical Temporary Staffing Contract	APR-2011
17,613	Other	J Y LEGNER ASSOCIATES INC				2,543.46	903003	8224	Technical Temporary Staffing Contract	APR-2011
17,614	Other	J Y LEGNER ASSOCIATES INC				3,002.00	903003	8225	For Retail Office Labor	APR-2011
17,615	Other	J Y LEGNER ASSOCIATES INC				3,039.19	903003	8226	Area 9 Retail Labor	APR-2011
17,616	Other	J Y LEGNER ASSOCIATES INC				1,732.35	903003	8227	Technical Temporary Staffing Contract	APR-2011
17,617	Other	J Y LEGNER ASSOCIATES INC				1,231.55	903003	8227	Technical Temporary Staffing Contract	APR-2011
17,618	Other	J Y LEGNER ASSOCIATES INC				1,122.43	903003	8228	Technical Temporary Staffing Contract	APR-2011
17,619	Other	J Y LEGNER ASSOCIATES INC				627.85	903003	8228	Technical Temporary Staffing Contract	APR-2011
17,620	Other	J Y LEGNER ASSOCIATES INC				1,849.47	903003	8229	Technical Temporary Staffing Contract	APR-2011
17,621	Other	J Y LEGNER ASSOCIATES INC				1,314.81	903003	8229	Technical Temporary Staffing Contract	APR-2011
17,622	Other	J Y LEGNER ASSOCIATES INC				6,133.44	903003	8230	Area 9 Retail Labor	APR-2011
17,623	Other	J Y LEGNER ASSOCIATES INC				7,576.13	905002	8231	Technical Temporary Staffing as a result of Bid Process	APR-2011
17,624	Other	J Y LEGNER ASSOCIATES INC				1,736.70	901001	8231	Technical Temporary Staffing as a result of Bid Process	APR-2011
17,625	Other	J Y LEGNER ASSOCIATES INC				1,903.59	905002	8232	Technical Temporary Staffing as a result of Bid Process	APR-2011
17,626	Other	J Y LEGNER ASSOCIATES INC				436.37	901001	8232	Technical Temporary Staffing as a result of Bid Process	APR-2011
17,627	Other	J Y LEGNER ASSOCIATES INC				2,144.63	903003	8233	Technical Temporary Staffing Contract	APR-2011

KENTUCKY UTILITIES COMPANY
Case No. 2012- 00221
Analysis of Professional Services Expenses For the Test Year

(A)	(B)	(C)	(D)	(E)	(F)	(G)	(H)	(I)		
Line No.	Type	Vendor	Rate Case	Audit	Other	Total	Account	Invoice	Description	Period
17,628	Other	J Y LEGNER ASSOCIATES INC				1,524.63	903003	8233	Technical Temporary Staffing Contract	APR-2011
17,629	Other	J Y LEGNER ASSOCIATES INC				2,815.03	903003	8234	Area 9 Retail Labor	APR-2011
17,630	Other	J Y LEGNER ASSOCIATES INC				1,490.34	903003	8235	Technical Temporary Staffing Contract	APR-2011
17,631	Other	J Y LEGNER ASSOCIATES INC				3,389.48	903003	8236	Technical Temporary Staffing Contract	APR-2011
17,632	Other	J Y LEGNER ASSOCIATES INC				8,639.42	588100	8237	JY Legner - KU	APR-2011
17,633	Other	J Y LEGNER ASSOCIATES INC				1,335.58	903003	8239	Technical Temporary Staffing Contract	APR-2011
17,634	Other	J Y LEGNER ASSOCIATES INC				1,188.59	903003	8239	Technical Temporary Staffing Contract	APR-2011
17,635	Other	J Y LEGNER ASSOCIATES INC				1,709.90	903003	8240	Technical Temporary Staffing Contract	APR-2011
17,636	Other	J Y LEGNER ASSOCIATES INC				1,521.72	903003	8240	Technical Temporary Staffing Contract	APR-2011
17,637	Other	J Y LEGNER ASSOCIATES INC				2,126.39	588100	8243	JY Legner - KU Lights	APR-2011
17,638	Other	J Y LEGNER ASSOCIATES INC				742.80	588100	8245	JY Legner - KU	APR-2011
17,639	Other	J Y LEGNER ASSOCIATES INC				5,800.00	512100	8249	SUPPLEMENTAL OUTAGE SUPPORT (TED CALLIS) FOR THE INSTRUMENT SHOP DURING THE OUTAGE (124859)	APR-2011
17,640	Other	J Y LEGNER ASSOCIATES INC				5,687.45	513100	8249	SUPPLEMENTAL OUTAGE SUPPORT (TED CALLIS) FOR THE INSTRUMENT SHOP DURING THE OUTAGE (124861)	APR-2011
17,641	Other	J Y LEGNER ASSOCIATES INC				9,332.95	566900	8253	Bill Price Contractor- JY Legner dts 2/27/11-3/27/11	AUG-2011
17,642	Other	J Y LEGNER ASSOCIATES INC				308.16	573100	8300	Technical Temporary Staffing Contract - JY Legner Invoice # 6872	APR-2011
17,643	Other	J Y LEGNER ASSOCIATES INC				3,200.90	506109	8302	PAYMENT OF INVOICE #8302--GHENT SO3 MITIGATION FOR THE WEEKS ENDING 4/3 AND 4/10/11	APR-2011
17,644	Other	J Y LEGNER ASSOCIATES INC				3,186.15	506109	8302	PAYMENT OF INVOICE #8302--GHENT SO3 MITIGATION FOR THE WEEKS ENDING 4/3 AND 4/10/11	APR-2011
17,645	Other	J Y LEGNER ASSOCIATES INC				3,165.40	506109	8302	PAYMENT OF INVOICE #8302--GHENT SO3 MITIGATION FOR THE WEEKS ENDING 4/3 AND 4/10/11	APR-2011
17,646	Other	J Y LEGNER ASSOCIATES INC				3,150.65	506109	8302	PAYMENT OF INVOICE #8302--GHENT SO3 MITIGATION	APR-2011
17,647	Other	J Y LEGNER ASSOCIATES INC				21,361.96	501090	8304	PAYMENT OF INVOICE #8304--GHENT COAL YARD OPERATORS FOR THE WEEKS ENDING 4/3 AND 4/10/11	APR-2011
17,648	Other	J Y LEGNER ASSOCIATES INC				12,732.32	511100	8305	CY CLEANERS AND SAMPLERS FOR THE WEEKS ENDING 4/3 AND 4/10/11	APR-2011
17,649	Other	J Y LEGNER ASSOCIATES INC				9,299.44	501091	8305	CY CLEANERS AND SAMPLERS FOR THE WEEKS ENDING 4/3 AND 4/10/11	APR-2011
17,650	Other	J Y LEGNER ASSOCIATES INC				1,680.20	511100	8305	CY CLEANERS AND SAMPLERS FOR THE WEEKS ENDING 4/3 AND 4/10/11	APR-2011
17,651	Other	J Y LEGNER ASSOCIATES INC				3,209.20	511100	8306	Janitorial services for w/e 04/03/11 & 04/10/11	APR-2011
17,652	Other	J Y LEGNER ASSOCIATES INC				2,698.40	501091	8306	Equipment operator for w/e 04/03/11 & 04/10/11	APR-2011
17,653	Other	J Y LEGNER ASSOCIATES INC				924.48	573100	8347	Technical Temporary Staffing Contract - JY Legner Invoice # 6872	APR-2011
17,654	Other	J Y LEGNER ASSOCIATES INC				3,224.60	506109	8349	PAYMENT OF INVOICE #8349--GHENT SO3 MITIGATION FOR WEEKS ENDING 4/17 AND 4/24/11	APR-2011
17,655	Other	J Y LEGNER ASSOCIATES INC				3,215.58	506109	8349	PAYMENT OF INVOICE #8349--GHENT SO3 MITIGATION FOR WEEKS ENDING 4/17 AND 4/24/11	APR-2011
17,656	Other	J Y LEGNER ASSOCIATES INC				2,998.34	506109	8349	PAYMENT OF INVOICE #8349--GHENT SO3 MITIGATION FOR WEEKS ENDING 4/17 AND 4/24/11	APR-2011
17,657	Other	J Y LEGNER ASSOCIATES INC				2,737.75	506109	8349	PAYMENT OF INVOICE #8349--GHENT SO3 MITIGATION FOR WEEKS ENDING 4/17 AND 4/24/11	APR-2011
17,658	Other	J Y LEGNER ASSOCIATES INC				19,063.88	501090	8351	PAYMENT OF INVOICE #8351--GHENT COAL YARD OPERATORS FOR THE WEEKS ENDING 4/17 AND 4/24/11	APR-2011
17,659	Other	J Y LEGNER ASSOCIATES INC				14,248.11	511100	8352	GHENT COAL YARD CLEANERS/SAMPLERS FOR THE WEEKS ENDING 4/17 AND 4/24/11	APR-2011
17,660	Other	J Y LEGNER ASSOCIATES INC				9,234.61	501091	8352	GHENT COAL YARD CLEANERS/SAMPLERS FOR THE WEEKS ENDING 4/17 AND 4/24/11	APR-2011
17,661	Other	J Y LEGNER ASSOCIATES INC				1,293.82	511100	8352	GHENT COAL YARD CLEANERS/SAMPLERS FOR THE WEEKS ENDING 4/17 AND 4/24/11	APR-2011
17,662	Other	J Y LEGNER ASSOCIATES INC				3,750.93	511100	8353	Janitorial services for w/e 04/17/11 & 04/24/11	APR-2011
17,663	Other	J Y LEGNER ASSOCIATES INC				3,080.32	501091	8353	Equipment operator for w/e 04/17/11 & 04/24/11	APR-2011
17,664	Other	J Y LEGNER ASSOCIATES INC				3,690.36	903003	8371	Technical Temporary Staffing Contract	MAY-2011
17,665	Other	J Y LEGNER ASSOCIATES INC				1,675.36	903003	8371	Technical Temporary Staffing Contract	MAY-2011
17,666	Other	J Y LEGNER ASSOCIATES INC				1,364.26	903003	8372	Technical Temporary Staffing Contract	MAY-2011
17,667	Other	J Y LEGNER ASSOCIATES INC				563.42	903003	8372	Technical Temporary Staffing Contract	MAY-2011
17,668	Other	J Y LEGNER ASSOCIATES INC				1,661.25	903003	8373	Technical Temporary Staffing Contract	MAY-2011
17,669	Other	J Y LEGNER ASSOCIATES INC				686.07	903003	8373	Technical Temporary Staffing Contract	MAY-2011
17,670	Other	J Y LEGNER ASSOCIATES INC				1,315.96	903003	8374	Technical Temporary Staffing Contract	MAY-2011
17,671	Other	J Y LEGNER ASSOCIATES INC				1,238.06	903003	8374	Technical Temporary Staffing Contract	MAY-2011
17,672	Other	J Y LEGNER ASSOCIATES INC				2,715.69	903003	8375	Technical Temporary Staffing Contract For retail office labor for Month of April	MAY-2011
17,673	Other	J Y LEGNER ASSOCIATES INC				5,385.18	903003	8376	Area 9 - Retail Office Labor - Week Ending 4/3 to 4/24/11	MAY-2011

KENTUCKY UTILITIES COMPANY
Case No. 2012- 00221
Analysis of Professional Services Expenses For the Test Year

(A)	(B)	(C)	(D)	(E)	(F)	(G)	(H)	(I)		
Line No.	Type	Vendor	Rate Case	Audit	Other	Total	Account	Invoice	Description	Period
17,674	Other	J Y LEGNER ASSOCIATES INC				2,575.76	903003	8377	Technical Temporary Staffing Contract	MAY-2011
17,675	Other	J Y LEGNER ASSOCIATES INC				1,849.80	903003	8377	Technical Temporary Staffing Contract	MAY-2011
17,676	Other	J Y LEGNER ASSOCIATES INC				1,197.83	903003	8378	Technical Temporary Staffing Contract	MAY-2011
17,677	Other	J Y LEGNER ASSOCIATES INC				1,126.92	903003	8378	Technical Temporary Staffing Contract	MAY-2011
17,678	Other	J Y LEGNER ASSOCIATES INC				1,901.68	903003	8379	Technical Temporary Staffing Contract For retail office labor for Month of April	MAY-2011
17,679	Other	J Y LEGNER ASSOCIATES INC				2,716.20	903003	8380	Technical Temporary Staffing Contract	MAY-2011
17,680	Other	J Y LEGNER ASSOCIATES INC				1,950.64	903003	8380	Technical Temporary Staffing Contract	MAY-2011
17,681	Other	J Y LEGNER ASSOCIATES INC				2,259.57	903003	8381	Technical Temporary Staffing Contract For retail office labor for Month of April	MAY-2011
17,682	Other	J Y LEGNER ASSOCIATES INC				2,261.26	903003	8382	Area 9 - Retail Office Labor - Week Ending 4/3 to 4/24/11	MAY-2011
17,683	Other	J Y LEGNER ASSOCIATES INC				1,052.37	903003	8383	Technical Temporary Staffing Contract	MAY-2011
17,684	Other	J Y LEGNER ASSOCIATES INC				755.76	903003	8383	Technical Temporary Staffing Contract	MAY-2011
17,685	Other	J Y LEGNER ASSOCIATES INC				1,642.14	903003	8384	Technical Temporary Staffing Contract	MAY-2011
17,686	Other	J Y LEGNER ASSOCIATES INC				678.18	903003	8384	Technical Temporary Staffing Contract	MAY-2011
17,687	Other	J Y LEGNER ASSOCIATES INC				1,173.91	903003	8385	Technical Temporary Staffing Contract	MAY-2011
17,688	Other	J Y LEGNER ASSOCIATES INC				843.06	903003	8385	Technical Temporary Staffing Contract	MAY-2011
17,689	Other	J Y LEGNER ASSOCIATES INC				4,814.40	903003	8386	Area 9 - Retail Office Labor - Week Ending 4/3 to 4/24/11	MAY-2011
17,690	Other	J Y LEGNER ASSOCIATES INC				6,539.28	905002	8387	Technical Temporary Staffing as a result of Bid Process	MAY-2011
17,691	Other	J Y LEGNER ASSOCIATES INC				1,346.16	901001	8387	Technical Temporary Staffing as a result of Bid Process	MAY-2011
17,692	Other	J Y LEGNER ASSOCIATES INC				1,884.65	905002	8388	Technical Temporary Staffing as a result of Bid Process	MAY-2011
17,693	Other	J Y LEGNER ASSOCIATES INC				387.97	901001	8388	Technical Temporary Staffing as a result of Bid Process	MAY-2011
17,694	Other	J Y LEGNER ASSOCIATES INC				1,675.36	903003	8389	Technical Temporary Staffing Contract	MAY-2011
17,695	Other	J Y LEGNER ASSOCIATES INC				760.59	903003	8389	Technical Temporary Staffing Contract	MAY-2011
17,696	Other	J Y LEGNER ASSOCIATES INC				1,452.74	903003	8390	Technical Temporary Staffing Contract	MAY-2011
17,697	Other	J Y LEGNER ASSOCIATES INC				1,043.28	903003	8390	Technical Temporary Staffing Contract	MAY-2011
17,698	Other	J Y LEGNER ASSOCIATES INC				2,058.48	903003	8391	Area 9 - Retail Office Labor - Week Ending 4/3 to 4/24/11	MAY-2011
17,699	Other	J Y LEGNER ASSOCIATES INC				2,336.66	903003	8392	Technical Temporary Staffing Contract	MAY-2011
17,700	Other	J Y LEGNER ASSOCIATES INC				2,776.03	903003	8393	Technical Temporary Staffing Contract	MAY-2011
17,701	Other	J Y LEGNER ASSOCIATES INC				7,094.58	588100	8394	JY Legner - KU	MAY-2011
17,702	Other	J Y LEGNER ASSOCIATES INC				1,111.11	903003	8396	Technical Temporary Staffing Contract	MAY-2011
17,703	Other	J Y LEGNER ASSOCIATES INC				1,045.32	903003	8396	Technical Temporary Staffing Contract	MAY-2011
17,704	Other	J Y LEGNER ASSOCIATES INC				1,253.87	903003	8397	Technical Temporary Staffing Contract	MAY-2011
17,705	Other	J Y LEGNER ASSOCIATES INC				1,179.63	903003	8397	Technical Temporary Staffing Contract	MAY-2011
17,706	Other	J Y LEGNER ASSOCIATES INC				1,768.87	588100	8400	JY Legner - KU Lights	MAY-2011
17,707	Other	J Y LEGNER ASSOCIATES INC				594.24	588100	8402	JY Legner - KU Lights	MAY-2011
17,708	Other	J Y LEGNER ASSOCIATES INC				10,829.85	513100	8407	SUPPLEMENTAL OUTAGE SUPPORT (TED CALLIS) FOR THE INSTRUMENT SHOP DURING THE OUTAGE (124861)	MAY-2011
17,709	Other	J Y LEGNER ASSOCIATES INC				7,712.92	566900	8413	Contractor services for bill price wk ending 4/3 - 4/24/11 & Anthony Ervin wk ending 4/24/11	AUG-2011
17,710	Other	J Y LEGNER ASSOCIATES INC				69.50	580100	8431	Technical Temporary Staffing as a result of Bid Process-Lori Strange for April 2011	MAY-2011
17,711	Other	J Y LEGNER ASSOCIATES INC				3,001.79	506109	8474	PAYMENT OF INVOICE #8474--GHENT SO3 MITIGATION FOR THE WEEKS ENDING 5/1 AND 5/8/11	MAY-2011
17,712	Other	J Y LEGNER ASSOCIATES INC				2,966.29	506109	8474	PAYMENT OF INVOICE #8474--GHENT SO3 MITIGATION FOR THE WEEKS ENDING 5/1 AND 5/8/11	MAY-2011
17,713	Other	J Y LEGNER ASSOCIATES INC				2,916.04	506109	8474	PAYMENT OF INVOICE #8474--GHENT SO3 MITIGATION FOR THE WEEKS ENDING 5/1 AND 5/8/11	MAY-2011
17,714	Other	J Y LEGNER ASSOCIATES INC				2,596.54	506109	8474	PAYMENT OF INVOICE #8474--GHENT SO3 MITIGATION FOR THE WEEKS ENDING 5/1 AND 5/8/11	MAY-2011
17,715	Other	J Y LEGNER ASSOCIATES INC				20,910.72	501090	8476	PAYMENT OF INVOICE #8476--GHENT COAL YARD OPERATORS FOR THE WEEKS ENDING 5/1 AND 5/8/11	MAY-2011
17,716	Other	J Y LEGNER ASSOCIATES INC				14,430.28	511100	8477	PAYMENT OF INVOICE #8477--GHENT CY CLEANERS/SAMPLERS FOR THE WEEKS ENDING 5/1 AND 5/8/11	MAY-2011
17,717	Other	J Y LEGNER ASSOCIATES INC				8,105.04	501091	8477	PAYMENT OF INVOICE #8477--GHENT CY CLEANERS/SAMPLERS FOR THE WEEKS ENDING 5/1 AND 5/8/11	MAY-2011
17,718	Other	J Y LEGNER ASSOCIATES INC				1,051.60	511100	8477	PAYMENT OF INVOICE #8477--GHENT CY CLEANERS/SAMPLERS FOR THE WEEKS ENDING 5/1 AND 5/8/11	MAY-2011
17,719	Other	J Y LEGNER ASSOCIATES INC				4,103.80	511100	8478	Janitorial services for w/e 05/01/11 & 05/08/11	MAY-2011
17,720	Other	J Y LEGNER ASSOCIATES INC				2,698.40	501091	8478	Equipment operator for w/e 05/01/11 & 05/08/11	MAY-2011
17,721	Other	J Y LEGNER ASSOCIATES INC				866.48	501091	8480	PAYMENT OF INVOICE #8480--GHENT COAL YARD CLEANERS/SAMPLERS FOR THE WEEKS ENDING 5/1 AND 5/8/11	MAY-2011
17,722	Other	J Y LEGNER ASSOCIATES INC				863.64	573100	8504	Technical Temporary Staffing Contract - Invoice 8354	Jun-2011

KENTUCKY UTILITIES COMPANY
Case No. 2012- 00221
Analysis of Professional Services Expenses For the Test Year

(A)	(B)	(C)	(D)	(E)	(F)	(G)	(H)	(I)		
Line No.	Type	Vendor	Rate Case	Audit	Other	Total	Account	Invoice	Description	Period
17,723	Other	J Y LEGNER ASSOCIATES INC				3,894.59	903003	8522	Temp contract services lexington local business office inv 8522 \$5527.89 inv 8541 \$2318.26 total \$7846.15	Jun-2011
17,724	Other	J Y LEGNER ASSOCIATES INC				1,633.30	903003	8522	Temp contract services lexington local business office inv 8522 \$5527.89 inv 8541 \$2318.26 total \$7846.15	Jun-2011
17,725	Other	J Y LEGNER ASSOCIATES INC				1,320.36	903003	8523	Technical Temporary Staffing Contract	Jun-2011
17,726	Other	J Y LEGNER ASSOCIATES INC				525.49	903003	8523	Technical Temporary Staffing Contract	Jun-2011
17,727	Other	J Y LEGNER ASSOCIATES INC				1,464.66	903003	8524	Technical Temporary Staffing Contract	Jun-2011
17,728	Other	J Y LEGNER ASSOCIATES INC				582.93	903003	8524	Technical Temporary Staffing Contract	Jun-2011
17,729	Other	J Y LEGNER ASSOCIATES INC				1,261.49	903003	8525	Area 9 Retail Labor - Week Ending 5/1/11 to 5/22/11	Jun-2011
17,730	Other	J Y LEGNER ASSOCIATES INC				1,415.30	903003	8526	Technical Temporary Staffing Contract	Jun-2011
17,731	Other	J Y LEGNER ASSOCIATES INC				1,342.49	903003	8526	Technical Temporary Staffing Contract	Jun-2011
17,732	Other	J Y LEGNER ASSOCIATES INC				2,609.07	903003	8527	Technical Temporary Staffing Contract for retail office labor Somerset office.	Jun-2011
17,733	Other	J Y LEGNER ASSOCIATES INC				4,075.63	903003	8528	Area 9 Retail Labor - Week Ending 5/1/11 to 5/22/11	Jun-2011
17,734	Other	J Y LEGNER ASSOCIATES INC				1,466.86	903003	8529	Technical Temporary Staffing Contract	Jun-2011
17,735	Other	J Y LEGNER ASSOCIATES INC				1,312.77	903003	8529	Technical Temporary Staffing Contract	Jun-2011
17,736	Other	J Y LEGNER ASSOCIATES INC				1,570.98	903003	8530	Technical Temporary Staffing Contract	Jun-2011
17,737	Other	J Y LEGNER ASSOCIATES INC				1,490.17	903003	8530	Technical Temporary Staffing Contract	Jun-2011
17,738	Other	J Y LEGNER ASSOCIATES INC				2,191.33	903003	8531	Technical Temporary Staffing Contract for retail office labor London office.	Jun-2011
17,739	Other	J Y LEGNER ASSOCIATES INC				1,446.60	903003	8532	Technical Temporary Staffing Contract	Jun-2011
17,740	Other	J Y LEGNER ASSOCIATES INC				1,294.62	903003	8532	Technical Temporary Staffing Contract	Jun-2011
17,741	Other	J Y LEGNER ASSOCIATES INC				2,177.97	903003	8533	Technical Temporary Staffing Contract for retail office labor Richmond office.	Jun-2011
17,742	Other	J Y LEGNER ASSOCIATES INC				2,360.81	903003	8534	Area 9 Retail Labor - Week Ending 5/1/11 to 5/22/11	Jun-2011
17,743	Other	J Y LEGNER ASSOCIATES INC				1,351.74	903003	8535	Technical Temporary Staffing Contract	Jun-2011
17,744	Other	J Y LEGNER ASSOCIATES INC				1,209.74	903003	8535	Technical Temporary Staffing Contract	Jun-2011
17,745	Other	J Y LEGNER ASSOCIATES INC				1,852.88	903003	8536	Technical Temporary Staffing Contract	Jun-2011
17,746	Other	J Y LEGNER ASSOCIATES INC				737.43	903003	8536	Technical Temporary Staffing Contract	Jun-2011
17,747	Other	J Y LEGNER ASSOCIATES INC				1,290.22	903003	8537	Technical Temporary Staffing Contract	Jun-2011
17,748	Other	J Y LEGNER ASSOCIATES INC				1,154.68	903003	8537	Technical Temporary Staffing Contract	Jun-2011
17,749	Other	J Y LEGNER ASSOCIATES INC				4,771.77	903003	8538	Area 9 Retail Labor - Week Ending 5/1/11 to 5/22/11	Jun-2011
17,750	Other	J Y LEGNER ASSOCIATES INC				7,100.44	905002	8539	Technical Temporary Staffing as a result of Bid Process	Jun-2011
17,751	Other	J Y LEGNER ASSOCIATES INC				1,474.30	901001	8539	Technical Temporary Staffing as a result of Bid Process	Jun-2011
17,752	Other	J Y LEGNER ASSOCIATES INC				2,069.16	905002	8540	Technical Temporary Staffing as a result of Bid Process	Jun-2011
17,753	Other	J Y LEGNER ASSOCIATES INC				429.64	901001	8540	Technical Temporary Staffing as a result of Bid Process	Jun-2011
17,754	Other	J Y LEGNER ASSOCIATES INC				1,633.30	903003	8541	Temp contract services lexington local business office inv 8522 \$5527.89 inv 8541 \$2318.26 total \$7846.15	Jun-2011
17,755	Other	J Y LEGNER ASSOCIATES INC				684.96	903003	8541	Temp contract services lexington local business office inv 8522 \$5527.89 inv 8541 \$2318.26 total \$7846.15	Jun-2011
17,756	Other	J Y LEGNER ASSOCIATES INC				282.38	903003	8542	Technical Temporary Staffing Contract	Jun-2011
17,757	Other	J Y LEGNER ASSOCIATES INC				252.72	903003	8542	Technical Temporary Staffing Contract	Jun-2011
17,758	Other	J Y LEGNER ASSOCIATES INC				2,310.25	903003	8543	Area 9 Retail Labor - Week Ending 5/1/11 to 5/22/11	Jun-2011
17,759	Other	J Y LEGNER ASSOCIATES INC				2,222.51	903003	8544	Technical Temporary Staffing Contract	Jun-2011
17,760	Other	J Y LEGNER ASSOCIATES INC				2,763.85	903003	8545	Technical Temporary Staffing Contract	Jun-2011
17,761	Other	J Y LEGNER ASSOCIATES INC				7,190.65	588100	8546	JY Legner - KU	Jun-2011
17,762	Other	J Y LEGNER ASSOCIATES INC				1,075.05	903003	8548	Technical Temporary Staffing Contract	Jun-2011
17,763	Other	J Y LEGNER ASSOCIATES INC				1,019.75	903003	8548	Technical Temporary Staffing Contract	Jun-2011
17,764	Other	J Y LEGNER ASSOCIATES INC				1,757.61	903003	8549	Technical Temporary Staffing Contract	Jun-2011
17,765	Other	J Y LEGNER ASSOCIATES INC				1,667.20	903003	8549	Technical Temporary Staffing Contract	Jun-2011
17,766	Other	J Y LEGNER ASSOCIATES INC				1,738.90	588100	8552	JY Legner - KU Lights	Jun-2011
17,767	Other	J Y LEGNER ASSOCIATES INC				594.24	588100	8554	JY Legner - KU	Jun-2011
17,768	Other	J Y LEGNER ASSOCIATES INC				8,302.20	513100	8557	SUPPLEMENTAL OUTAGE SUPPORT (TED CALLIS) FOR THE INSTRUMENT SHOP DURING THE OUTAGE (124861)	Jun-2011
17,769	Other	J Y LEGNER ASSOCIATES INC				14,053.01	566900	8564	Contractor Services for Price, Ramos, Ervin	AUG-2011
17,770	Other	J Y LEGNER ASSOCIATES INC				3,517.04	923100	8565	Technical Temporary Staffing as a result of Bid Process	Jun-2011
17,771	Other	J Y LEGNER ASSOCIATES INC				3,056.60	506109	8586	PAYMENT OF INVOICE #8586--GHENT SO3 MITIGATION FOR THE WEEKS ENDING 5/15 AND 5/22/11	MAY-2011
17,772	Other	J Y LEGNER ASSOCIATES INC				3,042.93	506109	8586	PAYMENT OF INVOICE #8586--GHENT SO3 MITIGATION FOR THE WEEKS ENDING 5/15 AND 5/22/11	MAY-2011
17,773	Other	J Y LEGNER ASSOCIATES INC				3,000.28	506109	8586	PAYMENT OF INVOICE #8586--GHENT SO3 MITIGATION FOR THE WEEKS ENDING 5/15 AND 5/22/11	MAY-2011

KENTUCKY UTILITIES COMPANY
Case No. 2012- 00221
Analysis of Professional Services Expenses For the Test Year

(A)	(B)	(C)	(D)	(E)	(F)	(G)	(H)	(I)		
Line No.	Type	Vendor	Rate Case	Audit	Other	Total	Account	Invoice	Description	Period
17,774	Other	J Y LEGNER ASSOCIATES INC				2,985.53	506109	8586	PAYMENT OF INVOICE #8586--GHENT SO3 MITIGATION FOR THE WEEKS ENDING 5/15 AND 5/22/11	MAY-2011
17,775	Other	J Y LEGNER ASSOCIATES INC				20,993.44	501090	8588	PAYMENT OF INVOICE #8588--GHENT COAL YARD OPERATORS FOR THE WEEKS ENDING 5/15 AND 5/22/11	MAY-2011
17,776	Other	J Y LEGNER ASSOCIATES INC				15,033.08	511100	8589	PAYMENT OF INVOICE #8589--GHENT CY CLEANING/SAMPLING FOR THE WEEKS ENDING 5/15 AND 5/22/11	MAY-2011
17,777	Other	J Y LEGNER ASSOCIATES INC				9,157.09	501091	8589	PAYMENT OF INVOICE #8589--GHENT CY CLEANING/SAMPLING FOR THE WEEKS ENDING 5/15 AND 5/22/11	MAY-2011
17,778	Other	J Y LEGNER ASSOCIATES INC				1,350.40	511100	8590	PAYMENT OF INVOICE #8590--MOWING AT GHENT WEEKS ENDING 5/15 AND 5/22/11	AUG-2011
17,779	Other	J Y LEGNER ASSOCIATES INC				4,703.04	511100	8591	Janitorial services for w/e 05/15 & 05/22/11	Jun-2011
17,780	Other	J Y LEGNER ASSOCIATES INC				2,698.40	501091	8591	Equipment Operator -- w/e 05/15/ & 05/22/11	Jun-2011
17,781	Other	J Y LEGNER ASSOCIATES INC				1,282.88	511100	8592	PAYMENT OF INVOICE #8592--MOWING SERVICES AT GHENT FOR THE WEEKS ENDING 5/1 AND 5/8/11	MAY-2011
17,782	Other	J Y LEGNER ASSOCIATES INC				839.65	573100	8594	Technical Temporary Staffing - Invoice # 6852	Jun-2011
17,783	Other	J Y LEGNER ASSOCIATES INC				616.32	573100	8594	Technical Temporary Staffing - Invoice # 6852	Jun-2011
17,784	Other	J Y LEGNER ASSOCIATES INC				3,050.24	506109	8615	PAYMENT OF INVOICE #8615--GHENT SO3 MITIGATION FOR THE WEEKS ENDING 5/29 AND 6/5/11	Jun-2011
17,785	Other	J Y LEGNER ASSOCIATES INC				3,035.49	506109	8615	PAYMENT OF INVOICE #8615--GHENT SO3 MITIGATION FOR THE WEEKS ENDING 5/29 AND 6/5/11	Jun-2011
17,786	Other	J Y LEGNER ASSOCIATES INC				3,014.74	506109	8615	PAYMENT OF INVOICE #8615--GHENT SO3 MITIGATION FOR THE WEEKS ENDING 5/29 AND 6/5/11	Jun-2011
17,787	Other	J Y LEGNER ASSOCIATES INC				2,999.99	506109	8615	PAYMENT OF INVOICE #8615--GHENT SO3 MITIGATION FOR THE WEEKS ENDING 5/29 AND 6/5/11	Jun-2011
17,788	Other	J Y LEGNER ASSOCIATES INC				22,129.40	501090	8617	PAYMENT OF INVOICE #8617--GHENT COAL YARD OPERATORS FOR THE WEEKS ENDING 5/29 AND 6/5/11	Jun-2011
17,789	Other	J Y LEGNER ASSOCIATES INC				12,447.71	511100	8618	GHENT CLEANERS/SAMPLERS FOR THE WEEKS ENDING 5/29 AND 6/5/11	Jun-2011
17,790	Other	J Y LEGNER ASSOCIATES INC				8,966.62	501091	8618	GHENT CLEANERS/SAMPLERS FOR THE WEEKS ENDING 5/29 AND 6/5/11	Jun-2011
17,791	Other	J Y LEGNER ASSOCIATES INC				1,350.40	511100	8619	ROUGH CUT MOWING AT GHENT WEEKS ENDING 5/29 AND 6/5/11	Jun-2011
17,792	Other	J Y LEGNER ASSOCIATES INC				4,042.74	511100	8620	Janitorial services for w/e 05/29/11 & 06/05/11	Jun-2011
17,793	Other	J Y LEGNER ASSOCIATES INC				2,341.38	501091	8620	Equipment operator w/e 05/29/11 & 06/05/11	Jun-2011
17,794	Other	J Y LEGNER ASSOCIATES INC				3,060.32	506109	8658	PAYMENT OF INVOICE #8658--SO3 MITIGATION FOR THE WEEKS ENDING 6/12 AND 6/19/11	Jun-2011
17,795	Other	J Y LEGNER ASSOCIATES INC				3,060.32	506109	8658	PAYMENT OF INVOICE #8658--SO3 MITIGATION FOR THE WEEKS ENDING 6/12 AND 6/19/11	Jun-2011
17,796	Other	J Y LEGNER ASSOCIATES INC				3,038.42	506109	8658	PAYMENT OF INVOICE #8658--SO3 MITIGATION FOR THE WEEKS ENDING 6/12 AND 6/19/11	Jun-2011
17,797	Other	J Y LEGNER ASSOCIATES INC				3,038.42	506109	8658	PAYMENT OF INVOICE #8658--SO3 MITIGATION FOR THE WEEKS ENDING 6/12 AND 6/19/11	Jun-2011
17,798	Other	J Y LEGNER ASSOCIATES INC				20,339.12	501090	8660	PAYMENT OF INVOICE #8660--GHENT COAL YARD OPERATORS FOR THE WEEKS ENDING 6/12 AND 6/19/11	Jun-2011
17,799	Other	J Y LEGNER ASSOCIATES INC				13,903.03	511100	8661	PAYMENT OF INVOICE #8661--CY CLEANING/SAMPLING FOR WEEKS ENDING 6/12 AND 6/19/11	Jun-2011
17,800	Other	J Y LEGNER ASSOCIATES INC				8,649.00	501091	8661	PAYMENT OF INVOICE #8661--CY CLEANING/SAMPLING FOR WEEKS ENDING 6/12 AND 6/19/11	Jun-2011
17,801	Other	J Y LEGNER ASSOCIATES INC				616.88	511100	8661	PAYMENT OF INVOICE #8661--CY CLEANING/SAMPLING FOR WEEKS ENDING 6/12 AND 6/19/11	Jun-2011
17,802	Other	J Y LEGNER ASSOCIATES INC				1,323.67	511100	8662	MOWING AT GHENT	Jun-2011
17,803	Other	J Y LEGNER ASSOCIATES INC				4,096.70	511100	8663	Janitorial services for w/e 06/12/11 & 06/19/11	Jun-2011
17,804	Other	J Y LEGNER ASSOCIATES INC				2,937.10	501091	8663	Equipment operator for w/e 06/12/11 & 06/19/11	Jun-2011
17,805	Other	J Y LEGNER ASSOCIATES INC				4,194.40	903003	8693	Technical Temporary Staffing Contract	JUL-2011
17,806	Other	J Y LEGNER ASSOCIATES INC				2,065.67	903003	8693	Technical Temporary Staffing Contract	JUL-2011
17,807	Other	J Y LEGNER ASSOCIATES INC				1,211.04	903003	8694	Technical Temporary Staffing Contract	JUL-2011
17,808	Other	J Y LEGNER ASSOCIATES INC				643.74	903003	8694	Technical Temporary Staffing Contract	JUL-2011
17,809	Other	J Y LEGNER ASSOCIATES INC				1,257.53	903003	8695	Technical Temporary Staffing Contract	JUL-2011
17,810	Other	J Y LEGNER ASSOCIATES INC				668.46	903003	8695	Technical Temporary Staffing Contract	JUL-2011
17,811	Other	J Y LEGNER ASSOCIATES INC				3,178.79	903003	8696	Area 9 Business Office Contract Office Labor (5 weeks) Week Ending 5/29; 6/5; 6/12; 6/19; 6/26/11	JUL-2011
17,812	Other	J Y LEGNER ASSOCIATES INC				1,647.18	903003	8697	Technical Temporary Staffing Contract	JUL-2011
17,813	Other	J Y LEGNER ASSOCIATES INC				1,615.78	903003	8697	Technical Temporary Staffing Contract	JUL-2011

KENTUCKY UTILITIES COMPANY
Case No. 2012- 00221
Analysis of Professional Services Expenses For the Test Year

(A)	(B)	(C)	(D)	(E)	(F)	(G)	(H)	(I)		
Line No.	Type	Vendor	Rate Case	Audit	Other	Total	Account	Invoice	Description	Period
17,814	Other	J Y LEGNER ASSOCIATES INC				3,290.37	903003	8698	Technical Temporary Staffing Contract For Retail Office Labor June 2011	JUL-2011
17,815	Other	J Y LEGNER ASSOCIATES INC				3,213.45	903003	8699	Area 9 Business Office Contract Office Labor (5 weeks) Week Ending 5/29; 6/5; 6/12; 6/19; 6/26/11	JUL-2011
17,816	Other	J Y LEGNER ASSOCIATES INC				1,676.64	903003	8700	Technical Temporary Staffing Contract	JUL-2011
17,817	Other	J Y LEGNER ASSOCIATES INC				1,525.92	903003	8700	Technical Temporary Staffing Contract	JUL-2011
17,818	Other	J Y LEGNER ASSOCIATES INC				1,649.59	903003	8701	Technical Temporary Staffing Contract	JUL-2011
17,819	Other	J Y LEGNER ASSOCIATES INC				1,618.14	903003	8701	Technical Temporary Staffing Contract	JUL-2011
17,820	Other	J Y LEGNER ASSOCIATES INC				2,614.02	903003	8702	Technical Temporary Staffing Contract For Retail Office Labor June 2011	JUL-2011
17,821	Other	J Y LEGNER ASSOCIATES INC				2,288.02	903003	8703	Technical Temporary Staffing Contract	JUL-2011
17,822	Other	J Y LEGNER ASSOCIATES INC				2,082.33	903003	8703	Technical Temporary Staffing Contract	JUL-2011
17,823	Other	J Y LEGNER ASSOCIATES INC				2,493.67	903003	8704	Technical Temporary Staffing Contract For Retail Office Labor June 2011	JUL-2011
17,824	Other	J Y LEGNER ASSOCIATES INC				2,785.64	903003	8705	Area 9 Business Office Contract Office Labor (5 weeks) Week Ending 5/29; 6/5; 6/12; 6/19; 6/26/11	JUL-2011
17,825	Other	J Y LEGNER ASSOCIATES INC				1,507.12	903003	8706	Technical Temporary Staffing Contract	JUL-2011
17,826	Other	J Y LEGNER ASSOCIATES INC				1,371.63	903003	8706	Technical Temporary Staffing Contract	JUL-2011
17,827	Other	J Y LEGNER ASSOCIATES INC				1,154.71	903003	8707	Technical Temporary Staffing Contract	JUL-2011
17,828	Other	J Y LEGNER ASSOCIATES INC				613.79	903003	8707	Technical Temporary Staffing Contract	JUL-2011
17,829	Other	J Y LEGNER ASSOCIATES INC				1,777.31	903003	8708	Technical Temporary Staffing Contract	JUL-2011
17,830	Other	J Y LEGNER ASSOCIATES INC				1,617.54	903003	8708	Technical Temporary Staffing Contract	JUL-2011
17,831	Other	J Y LEGNER ASSOCIATES INC				5,959.48	903003	8709	Area 9 Business Office Contract Office Labor (5 weeks) Week Ending 5/29; 6/5; 6/12; 6/19; 6/26/11	JUL-2011
17,832	Other	J Y LEGNER ASSOCIATES INC				7,194.46	905002	8710	Technical Temporary Staffing as a result of Bid Process	JUL-2011
17,833	Other	J Y LEGNER ASSOCIATES INC				1,128.22	901001	8710	Technical Temporary Staffing as a result of Bid Process	JUL-2011
17,834	Other	J Y LEGNER ASSOCIATES INC				1,218.47	905002	8711	Technical Temporary Staffing as a result of Bid Process	JUL-2011
17,835	Other	J Y LEGNER ASSOCIATES INC				191.08	901001	8711	Technical Temporary Staffing as a result of Bid Process	JUL-2011
17,836	Other	J Y LEGNER ASSOCIATES INC				2,065.67	903003	8712	Technical Temporary Staffing Contract	JUL-2011
17,837	Other	J Y LEGNER ASSOCIATES INC				1,017.30	903003	8712	Technical Temporary Staffing Contract	JUL-2011
17,838	Other	J Y LEGNER ASSOCIATES INC				2,549.42	903003	8713	Area 9 Business Office Contract Office Labor (5 weeks) Week Ending 5/29; 6/5; 6/12; 6/19; 6/26/11	JUL-2011
17,839	Other	J Y LEGNER ASSOCIATES INC				2,706.96	903003	8714	Technical Temporary Staffing Contract	JUL-2011
17,840	Other	J Y LEGNER ASSOCIATES INC				3,216.72	903003	8715	Technical Temporary Staffing Contract	JUL-2011
17,841	Other	J Y LEGNER ASSOCIATES INC				8,537.90	588100	8716	JY Legner - KU	JUL-2011
17,842	Other	J Y LEGNER ASSOCIATES INC				1,424.40	903003	8718	Technical Temporary Staffing Contract	JUL-2011
17,843	Other	J Y LEGNER ASSOCIATES INC				1,397.24	903003	8718	Technical Temporary Staffing Contract	JUL-2011
17,844	Other	J Y LEGNER ASSOCIATES INC				1,809.52	903003	8719	Technical Temporary Staffing Contract	JUL-2011
17,845	Other	J Y LEGNER ASSOCIATES INC				1,775.01	903003	8719	Technical Temporary Staffing Contract	JUL-2011
17,846	Other	J Y LEGNER ASSOCIATES INC				2,222.09	588100	8722	JY Legner - KU Lights	JUL-2011
17,847	Other	J Y LEGNER ASSOCIATES INC				742.80	588100	8724	JY Legner - KU	JUL-2011
17,848	Other	J Y LEGNER ASSOCIATES INC				2,753.70	514100	8730	WAREHOUSE/INSTRUMENT SUPPORT FOR 5/29 THRU 6/26/11	AUG-2011
17,849	Other	J Y LEGNER ASSOCIATES INC				17,947.23	566900	8736	Contractor Svcs for Ramos, Ervin, and Price 5-29-6-26-11	AUG-2011
17,850	Other	J Y LEGNER ASSOCIATES INC				695.00	921002	8753	Technical Temporary Staffing as a result of Bid Process-Lori Strange for June 2011	JUL-2011
17,851	Other	J Y LEGNER ASSOCIATES INC				295.20	573100	8759	Technical Temporary Staffing Contract - Invoice 8354	AUG-2011
17,852	Other	J Y LEGNER ASSOCIATES INC				2,901.74	506109	8774	PAYMENT OF INVOICE #8774--GHENT SO3 MITIGATION FOR THE WEEKS ENDING 6/26 AND 7/3/11	JUL-2011
17,853	Other	J Y LEGNER ASSOCIATES INC				2,888.14	506109	8774	PAYMENT OF INVOICE #8774--GHENT SO3 MITIGATION FOR THE WEEKS ENDING 6/26 AND 7/3/11	JUL-2011
17,854	Other	J Y LEGNER ASSOCIATES INC				2,873.39	506109	8774	PAYMENT OF INVOICE #8774--GHENT SO3 MITIGATION FOR THE WEEKS ENDING 6/26 AND 7/3/11	JUL-2011
17,855	Other	J Y LEGNER ASSOCIATES INC				2,867.73	506109	8774	PAYMENT OF INVOICE #8774--GHENT SO3 MITIGATION FOR THE WEEKS ENDING 6/26 AND 7/3/11	JUL-2011
17,856	Other	J Y LEGNER ASSOCIATES INC				21,300.54	501090	8776	PAYMENT OF INVOICE #8776--GHENT COAL YARD OPERATORS FOR THE WEEKS ENDING 6/26 AND 7/3/11	JUL-2011
17,857	Other	J Y LEGNER ASSOCIATES INC				13,391.03	511100	8777	PAYMENT OF INVOICE #8777--GHENT SAMPLING & CY CLEANING FOR THE WEEKS ENDING 6/26 AND 7/3/11	JUL-2011
17,858	Other	J Y LEGNER ASSOCIATES INC				8,736.39	501091	8777	PAYMENT OF INVOICE #8777--GHENT SAMPLING & CY CLEANING FOR THE WEEKS ENDING 6/26 AND 7/3/11	JUL-2011
17,859	Other	J Y LEGNER ASSOCIATES INC				1,048.81	511100	8778	PAYMENT OF INVOICE #8778--GHENT MOWING AT GHENT FOR THE WEEKS ENDING 6/26 AND 7/3/11	JUL-2011
17,860	Other	J Y LEGNER ASSOCIATES INC				3,828.32	505100	8779	Janitorial services for w/e 06/26/11 & 07/03/11	JUL-2011

KENTUCKY UTILITIES COMPANY
Case No. 2012- 00221
Analysis of Professional Services Expenses For the Test Year

(A)	(B)	(C)	(D)	(E)	(F)	(G)	(H)	(I)		
Line No.	Type	Vendor	Rate Case	Audit	Other	Total	Account	Invoice	Description	Period
17,861	Other	J Y LEGNER ASSOCIATES INC				3,462.24	501091	8779	Equipment operator for w/e 06/26/11 & 07/03/11	JUL-2011
17,862	Other	J Y LEGNER ASSOCIATES INC				2,809.54	506109	8800	PAYMENT OF INVOICE #8800--GHENT SO3 MITIGATION FOR THE WEEKS ENDING 7/10 AND 7/17/11	JUL-2011
17,863	Other	J Y LEGNER ASSOCIATES INC				2,795.94	506109	8800	PAYMENT OF INVOICE #8800--GHENT SO3 MITIGATION FOR THE WEEKS ENDING 7/10 AND 7/17/11	JUL-2011
17,864	Other	J Y LEGNER ASSOCIATES INC				2,774.04	506109	8800	PAYMENT OF INVOICE #8800--GHENT SO3 MITIGATION FOR THE WEEKS ENDING 7/10 AND 7/17/11	JUL-2011
17,865	Other	J Y LEGNER ASSOCIATES INC				2,760.44	506109	8800	PAYMENT OF INVOICE #8800--GHENT SO3 MITIGATION FOR THE WEEKS ENDING 7/10 AND 7/17/11	JUL-2011
17,866	Other	J Y LEGNER ASSOCIATES INC				20,052.08	501090	8802	PAYMENT OF INVOICE #8802--GHENT CY OPERATORS FOR THE WEEKS ENDING 7/10 AND 7/17/11	JUL-2011
17,867	Other	J Y LEGNER ASSOCIATES INC				13,072.43	511100	8803	PAYMENT OF INVOICE #8803--GHENT CY SAMPLING/CLEANING	JUL-2011
17,868	Other	J Y LEGNER ASSOCIATES INC				8,923.15	501091	8803	PAYMENT OF INVOICE #8803--GHENT CY SAMPLING/CLEANING	JUL-2011
17,869	Other	J Y LEGNER ASSOCIATES INC				249.92	511100	8804	PAYMENT OF INVOICE #8804--GHENT MOWING FOR THE WEEK ENDING 7/10/11	JUL-2011
17,870	Other	J Y LEGNER ASSOCIATES INC				3,595.44	511100	8805	Janitorial services for w/e 07/10/11 & 07/17/11	JUL-2011
17,871	Other	J Y LEGNER ASSOCIATES INC				2,698.40	501091	8805	Equipment operator for w/e 07/10/11 & 07/17/11	JUL-2011
17,872	Other	J Y LEGNER ASSOCIATES INC				1,824.46	511100	8822	PAYMENT OF INVOICE #8822-GHENT COAL YARD GROUNDS & CLEANING	JUL-2011
17,873	Other	J Y LEGNER ASSOCIATES INC				262.53	511100	8823	PAYMENT OF INVOICE #8823--GHENT MOWING FOR THE WEEKS ENDING 7/10 AND 7/17/11	JUL-2011
17,874	Other	J Y LEGNER ASSOCIATES INC				590.40	566900	8824	Technical Temporary Staffing - Invoice # 6852	SEP-2011
17,875	Other	J Y LEGNER ASSOCIATES INC				5,777.93	903003	8842	Temp contract services lexington local business office inv 8522 \$5527.89 inv 8541 \$2318.26 total \$7846.15	OCT-2011
17,876	Other	J Y LEGNER ASSOCIATES INC				1,435.55	903003	8842	Temp contract services lexington local business office inv 8522 \$5527.89 inv 8541 \$2318.26 total \$7846.15	OCT-2011
17,877	Other	J Y LEGNER ASSOCIATES INC				873.26	903003	8843	Technical Temporary Staffing Contract	OCT-2011
17,878	Other	J Y LEGNER ASSOCIATES INC				614.99	903003	8843	Technical Temporary Staffing Contract	OCT-2011
17,879	Other	J Y LEGNER ASSOCIATES INC				1,239.99	903003	8844	Technical Temporary Staffing Contract	OCT-2011
17,880	Other	J Y LEGNER ASSOCIATES INC				873.26	903003	8844	Technical Temporary Staffing Contract	OCT-2011
17,881	Other	J Y LEGNER ASSOCIATES INC				2,725.54	903003	8845	Area 9 Retail Office Contractor Labor Week Ending 7/3, 7/10, 7/17, 7/24/2011. (4 weeks)	OCT-2011
17,882	Other	J Y LEGNER ASSOCIATES INC				1,167.99	903003	8846	Technical Temporary Staffing Contract	OCT-2011
17,883	Other	J Y LEGNER ASSOCIATES INC				992.59	903003	8846	Technical Temporary Staffing Contract	OCT-2011
17,884	Other	J Y LEGNER ASSOCIATES INC				2,523.69	903003	8847	Technical Temporary Staffing Contract for retail office labor.	OCT-2011
17,885	Other	J Y LEGNER ASSOCIATES INC				2,730.99	903003	8848	Area 9 Retail Office Contractor Labor Week Ending 7/3, 7/10, 7/17, 7/24/2011. (4 weeks)	OCT-2011
17,886	Other	J Y LEGNER ASSOCIATES INC				1,790.65	903003	8849	Technical Temporary Staffing Contract	AUG-2011
17,887	Other	J Y LEGNER ASSOCIATES INC				1,722.33	903003	8849	Technical Temporary Staffing Contract	AUG-2011
17,888	Other	J Y LEGNER ASSOCIATES INC				1,311.02	903003	8850	Technical Temporary Staffing Contract	OCT-2011
17,889	Other	J Y LEGNER ASSOCIATES INC				1,114.15	903003	8850	Technical Temporary Staffing Contract	OCT-2011
17,890	Other	J Y LEGNER ASSOCIATES INC				1,983.97	903003	8851	Technical Temporary Staffing Contract for retail office labor.	OCT-2011
17,891	Other	J Y LEGNER ASSOCIATES INC				2,302.43	903003	8852	Technical Temporary Staffing Contract	AUG-2011
17,892	Other	J Y LEGNER ASSOCIATES INC				2,214.56	903003	8852	Technical Temporary Staffing Contract	AUG-2011
17,893	Other	J Y LEGNER ASSOCIATES INC				2,184.51	903003	8853	Technical Temporary Staffing Contract for retail office labor.	OCT-2011
17,894	Other	J Y LEGNER ASSOCIATES INC				2,334.00	903003	8854	Area 9 Retail Office Contractor Labor Week Ending 7/3, 7/10, 7/17, 7/24/2011. (4 weeks)	OCT-2011
17,895	Other	J Y LEGNER ASSOCIATES INC				870.78	903003	8855	Technical Temporary Staffing Contract	AUG-2011
17,896	Other	J Y LEGNER ASSOCIATES INC				837.55	903003	8855	Technical Temporary Staffing Contract	AUG-2011
17,897	Other	J Y LEGNER ASSOCIATES INC				1,261.45	903003	8856	Technical Temporary Staffing Contract	AUG-2011
17,898	Other	J Y LEGNER ASSOCIATES INC				1,213.32	903003	8856	Technical Temporary Staffing Contract	AUG-2011
17,899	Other	J Y LEGNER ASSOCIATES INC				4,459.16	903003	8857	Area 9 Retail Office Contractor Labor Week Ending 7/3, 7/10, 7/17, 7/24/2011. (4 weeks)	OCT-2011
17,900	Other	J Y LEGNER ASSOCIATES INC				6,351.72	905002	8858	Technical Temporary Staffing as a result of Bid Process	AUG-2011
17,901	Other	J Y LEGNER ASSOCIATES INC				1,257.60	901001	8858	Technical Temporary Staffing as a result of Bid Process	AUG-2011
17,902	Other	J Y LEGNER ASSOCIATES INC				1,886.40	905002	8859	Technical Temporary Staffing as a result of Bid Process	AUG-2011
17,903	Other	J Y LEGNER ASSOCIATES INC				373.50	901001	8859	Technical Temporary Staffing as a result of Bid Process	AUG-2011
17,904	Other	J Y LEGNER ASSOCIATES INC				1,435.55	903003	8860	Temp contract services lexington local business office inv 8522 \$5527.89 inv 8541 \$2318.26 total \$7846.15	OCT-2011
17,905	Other	J Y LEGNER ASSOCIATES INC				356.67	903003	8860	Temp contract services lexington local business office inv 8522 \$5527.89 inv 8541 \$2318.26 total \$7846.15	OCT-2011

KENTUCKY UTILITIES COMPANY
Case No. 2012- 00221
Analysis of Professional Services Expenses For the Test Year

(A)	(B)	(C)	(D)	(E)	(F)	(G)	(H)	(I)		
Line No.	Type	Vendor	Rate Case	Audit	Other	Total	Account	Invoice	Description	Period
17,906	Other	J Y LEGNER ASSOCIATES INC				2,330.82	903003	8861	Area 9 Retail Office Contractor Labor Week Ending 7/3, 7/10, 7/17, 7/24/2011. (4 weeks)	OCT-2011
17,907	Other	J Y LEGNER ASSOCIATES INC				2,036.81	903003	8862	Technical Temporary Staffing Contract	AUG-2011
17,908	Other	J Y LEGNER ASSOCIATES INC				2,180.49	903003	8863	Technical Temporary Staffing Contract	AUG-2011
17,909	Other	J Y LEGNER ASSOCIATES INC				6,389.95	588100	8864	JY Legner - KU	AUG-2011
17,910	Other	J Y LEGNER ASSOCIATES INC				1,194.14	903003	8867	Technical Temporary Staffing Contract	OCT-2011
17,911	Other	J Y LEGNER ASSOCIATES INC				1,014.81	903003	8867	Technical Temporary Staffing Contract	OCT-2011
17,912	Other	J Y LEGNER ASSOCIATES INC				1,722.93	903003	8868	Technical Temporary Staffing Contract	OCT-2011
17,913	Other	J Y LEGNER ASSOCIATES INC				1,464.20	903003	8868	Technical Temporary Staffing Contract	OCT-2011
17,914	Other	J Y LEGNER ASSOCIATES INC				1,636.76	588100	8871	JY Legner - KU Lights	AUG-2011
17,915	Other	J Y LEGNER ASSOCIATES INC				594.24	588100	8873	JY Legner - KU Lights	AUG-2011
17,916	Other	J Y LEGNER ASSOCIATES INC				13,515.46	566900	8882	JYLegner Invoice#8882 felipe taco ramos/bill price/anthony ervin dates 7/3-7/24/2011	OCT-2011
17,917	Other	J Y LEGNER ASSOCIATES INC				1,705.73	513100	8883	JY LEGNER - VAUGHN - Drafting Contract Services Invoice #8883 (w/e 7/3, 7/10, 7/17 & 7/24/2011 for Dasaro, Gnder, Groves, Huffman, Spears & Wheeler)	AUG-2011
17,918	Other	J Y LEGNER ASSOCIATES INC				486.50	921002	8901	Technical Temporary Staffing as a result of Bid Process-Lori Strange for July 2011	AUG-2011
17,919	Other	J Y LEGNER ASSOCIATES INC				3,363.38	506109	8915	PAYMENT OF INVOICE #8915--SO3 MITIGATION FOR THE WEEKS ENDING 7/24 AND 7/31/11	AUG-2011
17,920	Other	J Y LEGNER ASSOCIATES INC				3,198.96	506109	8915	PAYMENT OF INVOICE #8915--SO3 MITIGATION FOR THE WEEKS ENDING 7/24 AND 7/31/11	AUG-2011
17,921	Other	J Y LEGNER ASSOCIATES INC				3,053.17	506109	8915	PAYMENT OF INVOICE #8915--SO3 MITIGATION FOR THE WEEKS ENDING 7/24 AND 7/31/11	AUG-2011
17,922	Other	J Y LEGNER ASSOCIATES INC				3,051.23	506109	8915	PAYMENT OF INVOICE #8915--SO3 MITIGATION FOR THE WEEKS ENDING 7/24 AND 7/31/11	AUG-2011
17,923	Other	J Y LEGNER ASSOCIATES INC				21,577.24	501090	8917	PAYMENT OF INVOICE #8917--GHENT COAL YARD OPERATORS FOR THE WEEKS ENDING 7/24 AND 7/31/11	AUG-2011
17,924	Other	J Y LEGNER ASSOCIATES INC				11,455.32	511100	8918	PAYMENT OF INVOICE #8918--GHENT CY CLEANERS/SAMPLERS	AUG-2011
17,925	Other	J Y LEGNER ASSOCIATES INC				8,464.19	501091	8918	PAYMENT OF INVOICE #8918--GHENT CY CLEANERS/SAMPLERS	AUG-2011
17,926	Other	J Y LEGNER ASSOCIATES INC				1,177.99	511100	8918	PAYMENT OF INVOICE #8918--GHENT CY CLEANERS/SAMPLERS	AUG-2011
17,927	Other	J Y LEGNER ASSOCIATES INC				2,126.54	511100	8919	PAYMENT OF INVOICE #8919--MOWING AT GHENT	AUG-2011
17,928	Other	J Y LEGNER ASSOCIATES INC				3,515.92	511100	8920	Janitorial services for w/e 07/24/11 & 07/31/11	AUG-2011
17,929	Other	J Y LEGNER ASSOCIATES INC				2,698.40	501091	8920	Equipment operator for w/e 07/24/11	AUG-2011
17,930	Other	J Y LEGNER ASSOCIATES INC				2,851.06	923100	8921	Technical Temporary Staffing as a result of Bid Process	AUG-2011
17,931	Other	J Y LEGNER ASSOCIATES INC				3,182.72	506109	8992	PAYMENT OF INVOICE #8992--SO3 MITIGATION FOR THE WEEKS ENDING 8/7 AND 8/14/11	AUG-2011
17,932	Other	J Y LEGNER ASSOCIATES INC				3,069.41	506109	8992	PAYMENT OF INVOICE #8992--SO3 MITIGATION FOR THE WEEKS ENDING 8/7 AND 8/14/11	AUG-2011
17,933	Other	J Y LEGNER ASSOCIATES INC				3,060.32	506109	8992	PAYMENT OF INVOICE #8992--SO3 MITIGATION FOR THE WEEKS ENDING 8/7 AND 8/14/11	AUG-2011
17,934	Other	J Y LEGNER ASSOCIATES INC				3,060.32	506109	8992	PAYMENT OF INVOICE #8992--SO3 MITIGATION FOR THE WEEKS ENDING 8/7 AND 8/14/11	AUG-2011
17,935	Other	J Y LEGNER ASSOCIATES INC				21,454.40	501090	8994	PAYMENT OF INVOICE #8994--GHENT COAL YARD OPERATORS FOR THE WEEKS ENDING 8/7 AND 8/14/11	AUG-2011
17,936	Other	J Y LEGNER ASSOCIATES INC				10,536.15	511100	8995	PAYMENT OF INVOICE #8995--GHENT CY SAMPLING/CLEANING FOR THE WEEKS ENDING 8/7 AND 8/14/11	AUG-2011
17,937	Other	J Y LEGNER ASSOCIATES INC				8,549.44	501091	8995	PAYMENT OF INVOICE #8995--GHENT CY SAMPLING/CLEANING FOR THE WEEKS ENDING 8/7 AND 8/14/11	AUG-2011
17,938	Other	J Y LEGNER ASSOCIATES INC				1,090.04	511100	8995	PAYMENT OF INVOICE #8995--GHENT CY SAMPLING/CLEANING FOR THE WEEKS ENDING 8/7 AND 8/14/11	AUG-2011
17,939	Other	J Y LEGNER ASSOCIATES INC				2,741.19	511100	8996	PAYMENT OF INVOICE #8996--GHENT MOWING FOR THE WEEKS ENDING 8/7 AND 8/14/11	AUG-2011
17,940	Other	J Y LEGNER ASSOCIATES INC				4,062.62	511100	8997	Janitorial services w/e 08/07/11 & 08/14/11	AUG-2011
17,941	Other	J Y LEGNER ASSOCIATES INC				2,428.56	501091	8997	Equipment operator w/e 08/07/11 & 08/14/11	AUG-2011
17,942	Other	J Y LEGNER ASSOCIATES INC				65.60	570100	9001	Technical Temporary Staffing - Invoice # 6852	AUG-2011
17,943	Other	J Y LEGNER ASSOCIATES INC				4,850.27	903003	9033	Technical Temporary Staffing Contract - invoice no. 9051 & 9033	SEP-2011
17,944	Other	J Y LEGNER ASSOCIATES INC				1,909.77	903003	9033	Technical Temporary Staffing Contract - invoice no. 9051 & 9033	SEP-2011
17,945	Other	J Y LEGNER ASSOCIATES INC				904.60	903003	9034	Technical Temporary Staffing Contract	SEP-2011
17,946	Other	J Y LEGNER ASSOCIATES INC				284.49	903003	9034	Technical Temporary Staffing Contract	SEP-2011
17,947	Other	J Y LEGNER ASSOCIATES INC				1,489.90	903003	9035	Technical Temporary Staffing Contract	SEP-2011
17,948	Other	J Y LEGNER ASSOCIATES INC				468.57	903003	9035	Technical Temporary Staffing Contract	SEP-2011

KENTUCKY UTILITIES COMPANY
Case No. 2012- 00221
Analysis of Professional Services Expenses For the Test Year

(A)	(B)	(C)	(D)	(E)	(F)	(G)	(H)	(I)		
Line No.	Type	Vendor	Rate Case	Audit	Other	Total	Account	Invoice	Description	Period
17,949	Other	J Y LEGNER ASSOCIATES INC				2,291.86	903003	9036	Area 9 Contract Retail Office Labor Weeks Ending 073111 to 082111	SEP-2011
17,950	Other	J Y LEGNER ASSOCIATES INC				1,403.05	903003	9037	Technical Temporary Staffing Contract	SEP-2011
17,951	Other	J Y LEGNER ASSOCIATES INC				1,313.62	903003	9037	Technical Temporary Staffing Contract	SEP-2011
17,952	Other	J Y LEGNER ASSOCIATES INC				2,596.51	903003	9038	Technical Temporary Staffing Contract for Retail Office Labor for month of August 2011.	SEP-2011
17,953	Other	J Y LEGNER ASSOCIATES INC				2,478.22	903003	9039	Area 9 Contract Retail Office Labor Weeks Ending 073111 to 082111	SEP-2011
17,954	Other	J Y LEGNER ASSOCIATES INC				2,037.43	903003	9040	Technical Temporary Staffing Contract	SEP-2011
17,955	Other	J Y LEGNER ASSOCIATES INC				1,611.66	903003	9040	Technical Temporary Staffing Contract	SEP-2011
17,956	Other	J Y LEGNER ASSOCIATES INC				1,560.48	903003	9041	Technical Temporary Staffing Contract	SEP-2011
17,957	Other	J Y LEGNER ASSOCIATES INC				1,461.01	903003	9041	Technical Temporary Staffing Contract	SEP-2011
17,958	Other	J Y LEGNER ASSOCIATES INC				1,920.93	903003	9042	Technical Temporary Staffing Contract for Retail Office Labor for month of August 2011.	SEP-2011
17,959	Other	J Y LEGNER ASSOCIATES INC				2,714.76	903003	9043	Technical Temporary Staffing Contract	SEP-2011
17,960	Other	J Y LEGNER ASSOCIATES INC				2,147.45	903003	9043	Technical Temporary Staffing Contract	SEP-2011
17,961	Other	J Y LEGNER ASSOCIATES INC				624.44	903003	9044	Technical Temporary Staffing Contract for Retail Office Labor for month of August 2011.	SEP-2011
17,962	Other	J Y LEGNER ASSOCIATES INC				2,621.09	903003	9045	Area 9 Contract Retail Office Labor Weeks Ending 073111 to 082111	SEP-2011
17,963	Other	J Y LEGNER ASSOCIATES INC				1,386.47	903003	9046	Technical Temporary Staffing Contract	SEP-2011
17,964	Other	J Y LEGNER ASSOCIATES INC				436.03	903003	9046	Technical Temporary Staffing Contract	SEP-2011
17,965	Other	J Y LEGNER ASSOCIATES INC				1,394.53	903003	9047	Technical Temporary Staffing Contract	SEP-2011
17,966	Other	J Y LEGNER ASSOCIATES INC				1,103.10	903003	9047	Technical Temporary Staffing Contract	SEP-2011
17,967	Other	J Y LEGNER ASSOCIATES INC				4,637.66	903003	9048	Area 9 Contract Retail Office Labor Weeks Ending 073111 to 082111	SEP-2011
17,968	Other	J Y LEGNER ASSOCIATES INC				8,746.96	905002	9049	Technical Temporary Staffing as a result of Bid Process	SEP-2011
17,969	Other	J Y LEGNER ASSOCIATES INC				1,185.33	901001	9049	Technical Temporary Staffing as a result of Bid Process	SEP-2011
17,970	Other	J Y LEGNER ASSOCIATES INC				1,903.64	905002	9050	Technical Temporary Staffing as a result of Bid Process	SEP-2011
17,971	Other	J Y LEGNER ASSOCIATES INC				257.97	901001	9050	Technical Temporary Staffing as a result of Bid Process	SEP-2011
17,972	Other	J Y LEGNER ASSOCIATES INC				1,909.77	903003	9051	Technical Temporary Staffing Contract - invoice no. 9051 & 9033	SEP-2011
17,973	Other	J Y LEGNER ASSOCIATES INC				751.96	903003	9051	Technical Temporary Staffing Contract - invoice no. 9051 & 9033	SEP-2011
17,974	Other	J Y LEGNER ASSOCIATES INC				2,417.87	903003	9052	Area 9 Contract Retail Office Labor Weeks Ending 073111 to 082111	SEP-2011
17,975	Other	J Y LEGNER ASSOCIATES INC				1,739.89	903003	9053	Technical Temporary Staffing Contract	SEP-2011
17,976	Other	J Y LEGNER ASSOCIATES INC				3,007.71	903003	9054	Technical Temporary Staffing Contract	SEP-2011
17,977	Other	J Y LEGNER ASSOCIATES INC				6,607.84	588100	9055	JY Legner - KU	OCT-2011
17,978	Other	J Y LEGNER ASSOCIATES INC				937.80	903003	9058	Technical Temporary Staffing Contract	SEP-2011
17,979	Other	J Y LEGNER ASSOCIATES INC				878.02	903003	9058	Technical Temporary Staffing Contract	SEP-2011
17,980	Other	J Y LEGNER ASSOCIATES INC				1,836.83	903003	9059	Technical Temporary Staffing Contract	SEP-2011
17,981	Other	J Y LEGNER ASSOCIATES INC				1,719.74	903003	9059	Technical Temporary Staffing Contract	SEP-2011
17,982	Other	J Y LEGNER ASSOCIATES INC				1,954.70	588100	9062	JY Legner - KU Lights	OCT-2011
17,983	Other	J Y LEGNER ASSOCIATES INC				32.88	905002	9064	Technical Temporary Staffing as a result of Bid Process	SEP-2011
17,984	Other	J Y LEGNER ASSOCIATES INC				4.45	901001	9064	Technical Temporary Staffing as a result of Bid Process	SEP-2011
17,985	Other	J Y LEGNER ASSOCIATES INC				594.24	588100	9065	JY Legner - KU	Dec-2011
17,986	Other	J Y LEGNER ASSOCIATES INC				1,935.82	592100	9067	Contract labor for repairing oil spill containment at Wise Substation. Contract 434264	SEP-2011
17,987	Other	J Y LEGNER ASSOCIATES INC				11,691.82	566900	9070	JY Legner contractor payments 7/31-8/21/2011 Bill Price & Felipe Ramos	SEP-2011
17,988	Other	J Y LEGNER ASSOCIATES INC				558.90	510100	9071	JY LEGNER - VAUGHN - Drafting Contract Services Invoice #9071 (w/e 7/31, 8/7, 8/14 & 8/21/2011 for Dasaro, Grider, Groves, Spears & Wheeler).	SEP-2011
17,989	Other	J Y LEGNER ASSOCIATES INC				4,410.98	560900	9078	Technical Temporary Staffing as a result of Bid Process for James Johnson, month ending 8/21/11, invoice #9078, ties to CPA 18620	SEP-2011
17,990	Other	J Y LEGNER ASSOCIATES INC				1,112.00	580100	9087	Technical Temporary Staffing as a result of Bid Process-Lori Strange for August 2011	SEP-2011
17,991	Other	J Y LEGNER ASSOCIATES INC				556.00	580100	9087	Technical Temporary Staffing as a result of Bid Process-Lori Strange for August 2011	SEP-2011
17,992	Other	J Y LEGNER ASSOCIATES INC				139.00	921002	9087	Technical Temporary Staffing as a result of Bid Process-Lori Strange for August 2011	SEP-2011
17,993	Other	J Y LEGNER ASSOCIATES INC				25.30	580100	9087	Technical Temporary Staffing as a result of Bid Process-Lori Strange for August 2011	SEP-2011
17,994	Other	J Y LEGNER ASSOCIATES INC				25.30	580100	9087	Technical Temporary Staffing as a result of Bid Process-Lori Strange for August 2011	SEP-2011
17,995	Other	J Y LEGNER ASSOCIATES INC				926.12	566900	9090	JY Legner Contract Svcs week ending 8/21/2011-vacation Anthony Ervin & Felipe Ramos	SEP-2011

KENTUCKY UTILITIES COMPANY
Case No. 2012- 00221
Analysis of Professional Services Expenses For the Test Year

(A)	(B)	(C)	(D)	(E)	(F)	(G)	(H)	(I)		
Line No.	Type	Vendor	Rate Case	Audit	Other	Total	Account	Invoice	Description	Period
17,996	Other	J Y LEGNER ASSOCIATES INC				3,005.75	506109	9091	PAYMENT OF INVOICE #9091--GHENT SO3 MITIGATION FOR THE WEEKS ENDING 8/21 AND 8/28/11	SEP-2011
17,997	Other	J Y LEGNER ASSOCIATES INC				2,834.96	506109	9091	PAYMENT OF INVOICE #9091--GHENT SO3 MITIGATION FOR THE WEEKS ENDING 8/21 AND 8/28/11	SEP-2011
17,998	Other	J Y LEGNER ASSOCIATES INC				2,822.15	506109	9091	PAYMENT OF INVOICE #9091--GHENT SO3 MITIGATION FOR THE WEEKS ENDING 8/21 AND 8/28/11	SEP-2011
17,999	Other	J Y LEGNER ASSOCIATES INC				2,813.06	506109	9091	PAYMENT OF INVOICE #9091--GHENT SO3 MITIGATION FOR THE WEEKS ENDING 8/21 AND 8/28/11	SEP-2011
18,000	Other	J Y LEGNER ASSOCIATES INC				23,070.76	501090	9093	PAYMENT OF INVOICE #9093--GHENT COAL YARD OPERATORS FOR WEEKS ENDING 8/21 AND 8/28/11	SEP-2011
18,001	Other	J Y LEGNER ASSOCIATES INC				10,274.87	511100	9094	PAYMENT OF INVOICE #9094--GHENT CY CLEANING AND SAMPLING FOR WEEKS ENDING 8/21 AND 8/28/11	SEP-2011
18,002	Other	J Y LEGNER ASSOCIATES INC				8,713.84	501091	9094	PAYMENT OF INVOICE #9094--GHENT CY CLEANING AND SAMPLING FOR WEEKS ENDING 8/21 AND 8/28/11	SEP-2011
18,003	Other	J Y LEGNER ASSOCIATES INC				927.25	511100	9094	PAYMENT OF INVOICE #9094--GHENT CY CLEANING AND SAMPLING FOR WEEKS ENDING 8/21 AND 8/28/11	SEP-2011
18,004	Other	J Y LEGNER ASSOCIATES INC				3,006.67	511100	9095	PAYMENT OF INVOICE #9095--MOWING AT GHENT FOR WEEKS ENDING 8/21 AND 8/28/11	SEP-2011
18,005	Other	J Y LEGNER ASSOCIATES INC				4,262.84	511100	9096	Grounds/janitorial services for w/e 08/21/11 & 08/28/11	SEP-2011
18,006	Other	J Y LEGNER ASSOCIATES INC				2,158.72	501091	9096	Equipment operator for w/e 08/21/11 & 08/28/11	SEP-2011
18,007	Other	J Y LEGNER ASSOCIATES INC				196.80	566900	9097	Technical Temporary Staffing Contract - Invoice 8354	SEP-2011
18,008	Other	J Y LEGNER ASSOCIATES INC				104.20	570100	9123	Technical Temporary Staffing - Invoice # 6852	SEP-2011
18,009	Other	J Y LEGNER ASSOCIATES INC				2,769.58	506109	9146	PAYMENT OF INVOICE #9146--GHENT SO3 MITIGATION FOR THE WEEKS ENDING 9/4 AND 9/11/11	SEP-2011
18,010	Other	J Y LEGNER ASSOCIATES INC				2,744.99	506109	9146	PAYMENT OF INVOICE #9146--GHENT SO3 MITIGATION FOR THE WEEKS ENDING 9/4 AND 9/11/11	SEP-2011
18,011	Other	J Y LEGNER ASSOCIATES INC				2,717.43	506109	9146	PAYMENT OF INVOICE #9146--GHENT SO3 MITIGATION FOR THE WEEKS ENDING 9/4 AND 9/11/11	SEP-2011
18,012	Other	J Y LEGNER ASSOCIATES INC				2,708.34	506109	9146	PAYMENT OF INVOICE #9146--GHENT SO3 MITIGATION FOR THE WEEKS ENDING 9/4 AND 9/11/11	SEP-2011
18,013	Other	J Y LEGNER ASSOCIATES INC				20,963.04	501090	9148	PAYMENT OF INVOICE #9148--GHENT COAL YARD OPERATORS FOR THE WEEKS ENDING 9/4 AND 9/11/11	SEP-2011
18,014	Other	J Y LEGNER ASSOCIATES INC				14,683.47	511100	9149	PAYMENT OF INVOICE #9149--CLEANING/SAMPLING IN CY FOR WEEKS ENDING 9/4 AND 9/11/11	SEP-2011
18,015	Other	J Y LEGNER ASSOCIATES INC				8,521.48	501091	9149	PAYMENT OF INVOICE #9149--CLEANING/SAMPLING IN CY FOR WEEKS ENDING 9/4 AND 9/11/11	SEP-2011
18,016	Other	J Y LEGNER ASSOCIATES INC				1,622.14	511100	9149	PAYMENT OF INVOICE #9149--CLEANING/SAMPLING IN CY FOR WEEKS ENDING 9/4 AND 9/11/11	SEP-2011
18,017	Other	J Y LEGNER ASSOCIATES INC				2,187.11	511100	9150	PAYMENT OF INVOICE #9150--GHENT MOWING FOR THE WEEKS ENDING 9/4 AND 9/11/11	SEP-2011
18,018	Other	J Y LEGNER ASSOCIATES INC				3,594.73	511100	9151	Janitorial Services - w/e 09/04/11 & 09/11/11	SEP-2011
18,019	Other	J Y LEGNER ASSOCIATES INC				2,428.56	501091	9151	Equipment Operator - w/e 09/04/11 & 09/11/11	SEP-2011
18,020	Other	J Y LEGNER ASSOCIATES INC				381.92	501091	9151	Equipment Operator - OT hrs. - w/e 09/04/11	SEP-2011
18,021	Other	J Y LEGNER ASSOCIATES INC				255.60	511100	9151	Janitorial Services - OT hrs. w/e 09/04/11	SEP-2011
18,022	Other	J Y LEGNER ASSOCIATES INC				78.15	570100	9176	Technical Temporary Staffing - Invoice # 6852	SEP-2011
18,023	Other	J Y LEGNER ASSOCIATES INC				1,049.60	566900	9204	Technical Temporary Staffing Contract - Invoice 8354	OCT-2011
18,024	Other	J Y LEGNER ASSOCIATES INC				3,143.14	506109	9227	PAYMENT OF INVOICE #9227--GHENT SO3 MITIGATION FOR THE WEEKS ENDING 9/18 AND 9/25/11	SEP-2011
18,025	Other	J Y LEGNER ASSOCIATES INC				3,050.24	506109	9227	PAYMENT OF INVOICE #9227--GHENT SO3 MITIGATION FOR THE WEEKS ENDING 9/18 AND 9/25/11	SEP-2011
18,026	Other	J Y LEGNER ASSOCIATES INC				3,028.41	506109	9227	PAYMENT OF INVOICE #9227--GHENT SO3 MITIGATION FOR THE WEEKS ENDING 9/18 AND 9/25/11	SEP-2011
18,027	Other	J Y LEGNER ASSOCIATES INC				3,006.44	506109	9227	PAYMENT OF INVOICE #9227--GHENT SO3 MITIGATION FOR THE WEEKS ENDING 9/18 AND 9/25/11	SEP-2011
18,028	Other	J Y LEGNER ASSOCIATES INC				22,476.62	501090	9229	PAYMENT OF INVOICE #9229--GHENT COAL YARD OPERATOR FOR THE WEEKS ENDING 9/18 AND 9/25/11	SEP-2011
18,029	Other	J Y LEGNER ASSOCIATES INC				1,412.66	512100	9229	PAYMENT OF INVOICE #9229--GHENT COAL YARD OPERATOR FOR THE WEEKS ENDING 9/18 AND 9/25/11	SEP-2011
18,030	Other	J Y LEGNER ASSOCIATES INC				1,053.86	512100	9229	PAYMENT OF INVOICE #9229--GHENT COAL YARD OPERATOR FOR THE WEEKS ENDING 9/18 AND 9/25/11	SEP-2011

KENTUCKY UTILITIES COMPANY
Case No. 2012- 00221
Analysis of Professional Services Expenses For the Test Year

(A)	(B)	(C)	(D)	(E)	(F)	(G)	(H)	(I)		
Line No.	Type	Vendor	Rate Case	Audit	Other	Total	Account	Invoice	Description	Period
18,031	Other	J Y LEGNER ASSOCIATES INC				401.66	512100	9229	PAYMENT OF INVOICE #9229--GHENT COAL YARD OPERATOR FOR THE WEEKS ENDING 9/18 AND 9/25/11	SEP-2011
18,032	Other	J Y LEGNER ASSOCIATES INC				347.84	512100	9229	PAYMENT OF INVOICE #9229--GHENT COAL YARD OPERATOR FOR THE WEEKS ENDING 9/18 AND 9/25/11	SEP-2011
18,033	Other	J Y LEGNER ASSOCIATES INC				12,645.81	511100	9230	PAYMENT OF INVOICE #9230--GHENT COAL YARD CLEANING/SAMPLING FOR THE WEEKS ENDING 9/18 AND 9/25/11	SEP-2011
18,034	Other	J Y LEGNER ASSOCIATES INC				8,086.52	501091	9230	PAYMENT OF INVOICE #9230--GHENT COAL YARD CLEANING/SAMPLING FOR THE WEEKS ENDING 9/18 AND 9/25/11	SEP-2011
18,035	Other	J Y LEGNER ASSOCIATES INC				1,249.60	511100	9230	PAYMENT OF INVOICE #9230--GHENT COAL YARD CLEANING/SAMPLING FOR THE WEEKS ENDING 9/18 AND 9/25/11	SEP-2011
18,036	Other	J Y LEGNER ASSOCIATES INC				1,744.40	511100	9231	PAYMENT OF INVOICE #9231--	SEP-2011
18,037	Other	J Y LEGNER ASSOCIATES INC				4,233.28	511100	9232	Grounds maintenance/janitorial services for w/e 09/18/11 & 09/25/11	OCT-2011
18,038	Other	J Y LEGNER ASSOCIATES INC				3,304.48	501091	9232	Equipment operator for w/e 09/18/11 & 09/25/11	OCT-2011
18,039	Other	J Y LEGNER ASSOCIATES INC				6,873.75	903003	9238	Technical Temporary Staffing Contract	OCT-2011
18,040	Other	J Y LEGNER ASSOCIATES INC				2,224.48	903003	9238	Technical Temporary Staffing Contract	OCT-2011
18,041	Other	J Y LEGNER ASSOCIATES INC				1,018.09	903003	9239	Technical Temporary Staffing Contract	Dec-2011
18,042	Other	J Y LEGNER ASSOCIATES INC				255.38	903003	9239	Technical Temporary Staffing Contract	Dec-2011
18,043	Other	J Y LEGNER ASSOCIATES INC				2,401.94	903003	9240	Technical Temporary Staffing Contract	Dec-2011
18,044	Other	J Y LEGNER ASSOCIATES INC				602.51	903003	9240	Technical Temporary Staffing Contract	Dec-2011
18,045	Other	J Y LEGNER ASSOCIATES INC				3,412.87	903003	9241	Area 9 Retail Office Labor Week Ending 8/28; 09/4; 09/11; 09/18; 09/25/11-5 weeks	OCT-2011
18,046	Other	J Y LEGNER ASSOCIATES INC				1,547.24	903003	9242	Technical Temporary Staffing Contract - Invoices 9263 Sandra Hensley, 9264 Amanda Bedenbender, 9246 Samantha Broughton, 9242 Jennifer Caldwell.	OCT-2011
18,047	Other	J Y LEGNER ASSOCIATES INC				1,495.91	903003	9242	Technical Temporary Staffing Contract - Invoices 9263 Sandra Hensley, 9264 Amanda Bedenbender, 9246 Samantha Broughton, 9242 Jennifer Caldwell.	OCT-2011
18,048	Other	J Y LEGNER ASSOCIATES INC				3,114.68	903003	9243	Technical Temporary Staffing Contract for the Month of September 2011	OCT-2011
18,049	Other	J Y LEGNER ASSOCIATES INC				3,417.43	903003	9244	Area 9 Retail Office Labor Week Ending 8/28; 09/4; 09/11; 09/18; 09/25/11-5 weeks	OCT-2011
18,050	Other	J Y LEGNER ASSOCIATES INC				2,140.35	903003	9245	Technical Temporary Staffing Contract	OCT-2011
18,051	Other	J Y LEGNER ASSOCIATES INC				1,981.95	903003	9245	Technical Temporary Staffing Contract	OCT-2011
18,052	Other	J Y LEGNER ASSOCIATES INC				1,672.21	903003	9246	Technical Temporary Staffing Contract - Invoices 9263 Sandra Hensley, 9264 Amanda Bedenbender, 9246 Samantha Broughton, 9242 Jennifer Caldwell.	OCT-2011
18,053	Other	J Y LEGNER ASSOCIATES INC				1,616.73	903003	9246	Technical Temporary Staffing Contract - Invoices 9263 Sandra Hensley, 9264 Amanda Bedenbender, 9246 Samantha Broughton, 9242 Jennifer Caldwell.	OCT-2011
18,054	Other	J Y LEGNER ASSOCIATES INC				1,688.73	903003	9247	Technical Temporary Staffing Contract for the Month of September 2011	OCT-2011
18,055	Other	J Y LEGNER ASSOCIATES INC				2,808.39	903003	9248	Technical Temporary Staffing Contract	OCT-2011
18,056	Other	J Y LEGNER ASSOCIATES INC				2,600.58	903003	9248	Technical Temporary Staffing Contract	OCT-2011
18,057	Other	J Y LEGNER ASSOCIATES INC				3,266.89	903003	9249	Area 9 Retail Office Labor Week Ending 8/28; 09/4; 09/11; 09/18; 09/25/11-5 weeks	OCT-2011
18,058	Other	J Y LEGNER ASSOCIATES INC				802.57	903003	9250	Technical Temporary Staffing Contract	OCT-2011
18,059	Other	J Y LEGNER ASSOCIATES INC				743.18	903003	9250	Technical Temporary Staffing Contract	OCT-2011
18,060	Other	J Y LEGNER ASSOCIATES INC				1,656.69	903003	9251	Technical Temporary Staffing Contract	Dec-2011
18,061	Other	J Y LEGNER ASSOCIATES INC				415.57	903003	9251	Technical Temporary Staffing Contract	Dec-2011
18,062	Other	J Y LEGNER ASSOCIATES INC				1,759.18	903003	9252	Technical Temporary Staffing Contract	OCT-2011
18,063	Other	J Y LEGNER ASSOCIATES INC				1,629.00	903003	9252	Technical Temporary Staffing Contract	OCT-2011
18,064	Other	J Y LEGNER ASSOCIATES INC				5,110.38	903003	9253	Area 9 Retail Office Labor Week Ending 8/28; 09/4; 09/11; 09/18; 09/25/11-5 weeks	OCT-2011
18,065	Other	J Y LEGNER ASSOCIATES INC				5,243.77	905002	9254	Technical Temporary Staffing as a result of Bid Process	OCT-2011
18,066	Other	J Y LEGNER ASSOCIATES INC				1,595.45	901001	9254	Technical Temporary Staffing as a result of Bid Process	OCT-2011
18,067	Other	J Y LEGNER ASSOCIATES INC				1,276.36	905002	9255	Technical Temporary Staffing as a result of Bid Process	OCT-2011
18,068	Other	J Y LEGNER ASSOCIATES INC				388.34	901001	9255	Technical Temporary Staffing as a result of Bid Process	OCT-2011
18,069	Other	J Y LEGNER ASSOCIATES INC				2,224.48	903003	9256	Technical Temporary Staffing Contract	OCT-2011
18,070	Other	J Y LEGNER ASSOCIATES INC				719.89	903003	9256	Technical Temporary Staffing Contract	OCT-2011
18,071	Other	J Y LEGNER ASSOCIATES INC				2,753.86	903003	9257	Area 9 Retail Office Labor Week Ending 8/28; 09/4; 09/11; 09/18; 09/25/11-5 weeks	OCT-2011
18,072	Other	J Y LEGNER ASSOCIATES INC				800.96	903003	9258	Technical Temporary Staffing Contract	OCT-2011
18,073	Other	J Y LEGNER ASSOCIATES INC				1,906.40	903003	9259	Technical Temporary Staffing Contract	OCT-2011
18,074	Other	J Y LEGNER ASSOCIATES INC				8,301.88	588100	9260	JY Legner - KU	OCT-2011
18,075	Other	J Y LEGNER ASSOCIATES INC				1,448.13	903003	9263	Technical Temporary Staffing Contract - Invoices 9263 Sandra Hensley, 9264 Amanda Bedenbender, 9246 Samantha Broughton, 9242 Jennifer Caldwell.	OCT-2011
18,076	Other	J Y LEGNER ASSOCIATES INC				1,400.10	903003	9263	Technical Temporary Staffing Contract - Invoices 9263 Sandra Hensley, 9264 Amanda Bedenbender, 9246 Samantha Broughton, 9242 Jennifer Caldwell.	OCT-2011
18,077	Other	J Y LEGNER ASSOCIATES INC				1,664.51	903003	9264	Technical Temporary Staffing Contract - Invoices 9263 Sandra Hensley, 9264 Amanda Bedenbender, 9246 Samantha Broughton, 9242 Jennifer Caldwell.	OCT-2011

KENTUCKY UTILITIES COMPANY
Case No. 2012- 00221
Analysis of Professional Services Expenses For the Test Year

(A)	(B)	(C)	(D)	(E)	(F)	(G)	(H)	(I)		
Line No.	Type	Vendor	Rate Case	Audit	Other	Total	Account	Invoice	Description	Period
18,078	Other	J Y LEGNER ASSOCIATES INC				1,609.30	903003	9264	Technical Temporary Staffing Contract - Invoices 9263 Sandra Hensley, 9264 Amanda Bedenbender, 9246 Samantha Broughton, 9242 Jennifer Caldwell.	OCT-2011
18,079	Other	J Y LEGNER ASSOCIATES INC				2,038.42	588100	9267	JY Legner - KU Lights	OCT-2011
18,080	Other	J Y LEGNER ASSOCIATES INC				742.80	588100	9269	JY Legner - KU	OCT-2011
18,081	Other	J Y LEGNER ASSOCIATES INC				9,277.22	566900	9275	JY Legner Contractor Bill Price(William) dts 8/28-9-25-2011	OCT-2011
18,082	Other	J Y LEGNER ASSOCIATES INC				3,600.80	560900	9283	Technical Temporary Staffing as a result of Bid Process for James Johnson, month ending 9/25/11, inv # 9283, ties to CPA 18620	OCT-2011
18,083	Other	J Y LEGNER ASSOCIATES INC				139.00	921002	9292	Technical Temporary Staffing as a result of Bid Process-Lori Strange for September 2011	OCT-2011
18,084	Other	J Y LEGNER ASSOCIATES INC				3,240.66	506109	9338	PAYMENT OF INVOICE #9338--SO3 MITIGATION AT GHENT FOR WEEKS ENDING 10/2 THRU 10/9/11	OCT-2011
18,085	Other	J Y LEGNER ASSOCIATES INC				3,235.00	506109	9338	PAYMENT OF INVOICE #9338--SO3 MITIGATION AT GHENT FOR WEEKS ENDING 10/2 THRU 10/9/11	OCT-2011
18,086	Other	J Y LEGNER ASSOCIATES INC				3,212.31	506109	9338	PAYMENT OF INVOICE #9338--SO3 MITIGATION AT GHENT FOR WEEKS ENDING 10/2 THRU 10/9/11	OCT-2011
18,087	Other	J Y LEGNER ASSOCIATES INC				3,205.16	506109	9338	PAYMENT OF INVOICE #9338--SO3 MITIGATION AT GHENT FOR WEEKS ENDING 10/2 THRU 10/9/11	OCT-2011
18,088	Other	J Y LEGNER ASSOCIATES INC				22,159.80	501090	9340	PAYMENT OF INVOICE #9340--GHENT COAL YARD OPERATORS FOR THE WEEKS ENDING 10/2 THRU 10/9/11	OCT-2011
18,089	Other	J Y LEGNER ASSOCIATES INC				11,286.24	511100	9341	PAYMENT OF INVOICE #9341--GHENT CY CLEANING AND SAMPLINGS FOR THE WEEKS ENDING 10/2 AND 10/9/11	OCT-2011
18,090	Other	J Y LEGNER ASSOCIATES INC				8,557.00	501091	9341	PAYMENT OF INVOICE #9341--GHENT CY CLEANING AND SAMPLINGS FOR THE WEEKS ENDING 10/2 AND 10/9/11	OCT-2011
18,091	Other	J Y LEGNER ASSOCIATES INC				1,784.85	511100	9341	PAYMENT OF INVOICE #9341--GHENT CY CLEANING AND SAMPLINGS FOR THE WEEKS ENDING 10/2 AND 10/9/11	OCT-2011
18,092	Other	J Y LEGNER ASSOCIATES INC				1,756.91	511100	9342	PAYMENT OF INVOICE #9342--GHENT MOWING FOR WEEKS ENDING 10/2 AND 10/9/11	OCT-2011
18,093	Other	J Y LEGNER ASSOCIATES INC				4,203.20	511100	9343	Janitorial service & plant grounds maintenance -- w/e 10/02 & 10/09/11	OCT-2011
18,094	Other	J Y LEGNER ASSOCIATES INC				2,698.40	501091	9343	Equipment operator -- w/e 10/02 & 10/09/11	OCT-2011
18,095	Other	J Y LEGNER ASSOCIATES INC				132.66	511100	9343	OT Janitorial service -- w/e 10/02/11	OCT-2011
18,096	Other	J Y LEGNER ASSOCIATES INC				131.20	566900	9370	Technical Temporary Staffing - Invoice # 6852	OCT-2011
18,097	Other	J Y LEGNER ASSOCIATES INC				2,769.55	506109	9404	PAYMENT OF INVOICE#9404--SO3 MITIGATION AT GHENT FOR WEEKS ENDING 10/16 THRU 10/23/11	OCT-2011
18,098	Other	J Y LEGNER ASSOCIATES INC				2,769.53	506109	9404	PAYMENT OF INVOICE#9404--SO3 MITIGATION AT GHENT FOR WEEKS ENDING 10/16 THRU 10/23/11	OCT-2011
18,099	Other	J Y LEGNER ASSOCIATES INC				2,769.53	506109	9404	PAYMENT OF INVOICE#9404--SO3 MITIGATION AT GHENT FOR WEEKS ENDING 10/16 THRU 10/23/11	OCT-2011
18,100	Other	J Y LEGNER ASSOCIATES INC				2,769.53	506109	9404	PAYMENT OF INVOICE#9404--SO3 MITIGATION AT GHENT FOR WEEKS ENDING 10/16 THRU 10/23/11	OCT-2011
18,101	Other	J Y LEGNER ASSOCIATES INC				22,845.76	501090	9406	PAYMENT OF INVOICE #9406--GHENT COAL YARD OPERATORS FOR THE WEEKS ENDING 10/16 THRU 10/23/11	OCT-2011
18,102	Other	J Y LEGNER ASSOCIATES INC				12,599.43	511100	9407	PAYMENT OF INVOICE #9407--GHENT CY CLEANING AND SAMPLINGS FOR THE WEEKS ENDING 10/16 AND 10/23/11	OCT-2011
18,103	Other	J Y LEGNER ASSOCIATES INC				9,247.77	501091	9407	PAYMENT OF INVOICE #9407--GHENT CY CLEANING AND SAMPLINGS FOR THE WEEKS ENDING 10/16 AND 10/23/11	OCT-2011
18,104	Other	J Y LEGNER ASSOCIATES INC				1,249.60	511100	9407	PAYMENT OF INVOICE #9407--GHENT CY CLEANING AND SAMPLINGS FOR THE WEEKS ENDING 10/16 AND 10/23/11	OCT-2011
18,105	Other	J Y LEGNER ASSOCIATES INC				749.22	511100	9408	PAYMENT OF INVOICE #9408--GHENT MOWING FOR WEEKS ENDING 10/16 AND 10/23/11	OCT-2011
18,106	Other	J Y LEGNER ASSOCIATES INC				3,814.12	511100	9409	Janitorial services & plant grounds maintenance -- w/e 10/16/11 & 10/23/11	NOV-2011
18,107	Other	J Y LEGNER ASSOCIATES INC				2,698.40	501091	9409	Equipment operator -- w/e 10/16/11 & 10/23/11	NOV-2011
18,108	Other	J Y LEGNER ASSOCIATES INC				5,438.92	903003	9433	Technical Temporary Staffing Contract	OCT-2011
18,109	Other	J Y LEGNER ASSOCIATES INC				1,985.35	903003	9433	Technical Temporary Staffing Contract	OCT-2011
18,110	Other	J Y LEGNER ASSOCIATES INC				1,601.69	903003	9434	Technical Temporary Staffing Contract	NOV-2011
18,111	Other	J Y LEGNER ASSOCIATES INC				503.72	903003	9434	Technical Temporary Staffing Contract	NOV-2011
18,112	Other	J Y LEGNER ASSOCIATES INC				2,559.89	903003	9435	Area 9 - Retail Office Contract Labor October 2011	OCT-2011
18,113	Other	J Y LEGNER ASSOCIATES INC				1,530.16	903003	9436	Technical Temporary Staffing Contract	NOV-2011
18,114	Other	J Y LEGNER ASSOCIATES INC				1,078.80	903003	9436	Technical Temporary Staffing Contract	NOV-2011
18,115	Other	J Y LEGNER ASSOCIATES INC				2,471.27	903003	9437	Technical Temporary Staffing Contract For Retail Office Labor for month of October 2011.	OCT-2011

KENTUCKY UTILITIES COMPANY
Case No. 2012- 00221
Analysis of Professional Services Expenses For the Test Year

(A)	(B)	(C)	(D)	(E)	(F)	(G)	(H)	(I)		
Line No.	Type	Vendor	Rate Case	Audit	Other	Total	Account	Invoice	Description	Period
18,116	Other	J Y LEGNER ASSOCIATES INC				2,769.86	903003	9438	Area 9 - Retail Office Contract Labor October 2011	OCT-2011
18,117	Other	J Y LEGNER ASSOCIATES INC				2,215.37	903003	9439	Technical Temporary Staffing Contract	OCT-2011
18,118	Other	J Y LEGNER ASSOCIATES INC				2,163.78	903003	9439	Technical Temporary Staffing Contract	OCT-2011
18,119	Other	J Y LEGNER ASSOCIATES INC				1,755.73	903003	9440	Technical Temporary Staffing Contract	NOV-2011
18,120	Other	J Y LEGNER ASSOCIATES INC				1,237.84	903003	9440	Technical Temporary Staffing Contract	NOV-2011
18,121	Other	J Y LEGNER ASSOCIATES INC				1,194.89	903003	9441	Technical Temporary Staffing Contract For Retail Office Labor for month of October 2011.	OCT-2011
18,122	Other	J Y LEGNER ASSOCIATES INC				2,305.32	903003	9442	Technical Temporary Staffing Contract	OCT-2011
18,123	Other	J Y LEGNER ASSOCIATES INC				2,251.65	903003	9442	Technical Temporary Staffing Contract	OCT-2011
18,124	Other	J Y LEGNER ASSOCIATES INC				2,437.83	903003	9443	Area 9 - Retail Office Contract Labor October 2011	OCT-2011
18,125	Other	J Y LEGNER ASSOCIATES INC				1,292.86	903003	9444	Technical Temporary Staffing Contract	OCT-2011
18,126	Other	J Y LEGNER ASSOCIATES INC				1,262.75	903003	9444	Technical Temporary Staffing Contract	OCT-2011
18,127	Other	J Y LEGNER ASSOCIATES INC				903.78	903003	9445	Technical Temporary Staffing Contract	NOV-2011
18,128	Other	J Y LEGNER ASSOCIATES INC				284.23	903003	9445	Technical Temporary Staffing Contract	NOV-2011
18,129	Other	J Y LEGNER ASSOCIATES INC				1,299.04	903003	9446	Technical Temporary Staffing Contract	OCT-2011
18,130	Other	J Y LEGNER ASSOCIATES INC				1,268.78	903003	9446	Technical Temporary Staffing Contract	OCT-2011
18,131	Other	J Y LEGNER ASSOCIATES INC				4,729.75	903003	9447	Area 9 - Retail Office Contract Labor October 2011	OCT-2011
18,132	Other	J Y LEGNER ASSOCIATES INC				4,091.07	905002	9448	Technical Temporary Staffing as a result of Bid Process	Dec-2011
18,133	Other	J Y LEGNER ASSOCIATES INC				1,244.73	901001	9448	Technical Temporary Staffing as a result of Bid Process	Dec-2011
18,134	Other	J Y LEGNER ASSOCIATES INC				1,079.76	905002	9449	Technical Temporary Staffing as a result of Bid Process	Dec-2011
18,135	Other	J Y LEGNER ASSOCIATES INC				328.52	901001	9449	Technical Temporary Staffing as a result of Bid Process	Dec-2011
18,136	Other	J Y LEGNER ASSOCIATES INC				1,985.35	903003	9450	Technical Temporary Staffing Contract	OCT-2011
18,137	Other	J Y LEGNER ASSOCIATES INC				724.71	903003	9450	Technical Temporary Staffing Contract	OCT-2011
18,138	Other	J Y LEGNER ASSOCIATES INC				2,386.43	903003	9451	Area 9 - Retail Office Contract Labor October 2011	OCT-2011
18,139	Other	J Y LEGNER ASSOCIATES INC				1,001.99	903003	9452	Technical Temporary Staffing Contract	NOV-2011
18,140	Other	J Y LEGNER ASSOCIATES INC				251.35	903003	9452	Technical Temporary Staffing Contract	NOV-2011
18,141	Other	J Y LEGNER ASSOCIATES INC				3,228.61	588100	9453	JY Legner - KU	NOV-2011
18,142	Other	J Y LEGNER ASSOCIATES INC				628.55	903003	9455	Technical Temporary Staffing Contract	NOV-2011
18,143	Other	J Y LEGNER ASSOCIATES INC				443.15	903003	9455	Technical Temporary Staffing Contract	NOV-2011
18,144	Other	J Y LEGNER ASSOCIATES INC				1,793.32	588100	9459	JY Legner - KU Lights	OCT-2011
18,145	Other	J Y LEGNER ASSOCIATES INC				594.24	588100	9461	JY Legner - KU	OCT-2011
18,146	Other	J Y LEGNER ASSOCIATES INC				2,107.82	566900	9468	JY Legner InvoiceBill Price week end 10-2-11	NOV-2011
18,147	Other	J Y LEGNER ASSOCIATES INC				2,891.90	923100	9469	Technical Temporary Staffing as a result of Bid Process - Invoice #9469 - for Lori Douglas	OCT-2011
18,148	Other	J Y LEGNER ASSOCIATES INC				3,240.72	560900	9477	Technical Temporary Staffing as a result of Bid Process Inv #9477 for James Johnson, week ending 10/23/11 ties to CPA #18620	NOV-2011
18,149	Other	J Y LEGNER ASSOCIATES INC				717.14	923900	9488	Technical Temporary Staffing as a result of Bid Process - Invoice no. 9488	NOV-2011
18,150	Other	J Y LEGNER ASSOCIATES INC				2,726.02	506109	9564	PAYMENT OF INVOICE #9564--GHENT SO3 MITIGATION FOR THE WEEKS ENDING 10/30 AND 11/6/11	NOV-2011
18,151	Other	J Y LEGNER ASSOCIATES INC				2,631.30	506109	9564	PAYMENT OF INVOICE #9564--GHENT SO3 MITIGATION FOR THE WEEKS ENDING 10/30 AND 11/6/11	NOV-2011
18,152	Other	J Y LEGNER ASSOCIATES INC				2,528.16	506109	9564	PAYMENT OF INVOICE #9564--GHENT SO3 MITIGATION FOR THE WEEKS ENDING 10/30 AND 11/6/11	NOV-2011
18,153	Other	J Y LEGNER ASSOCIATES INC				2,528.16	506109	9564	PAYMENT OF INVOICE #9564--GHENT SO3 MITIGATION FOR THE WEEKS ENDING 10/30 AND 11/6/11	NOV-2011
18,154	Other	J Y LEGNER ASSOCIATES INC				21,077.66	501090	9566	PAYMENT OF INVOICE #9566--GHENT COAL YARD OPERATORS FOR THE WEEKS ENDING 10/30 AND 11/6/11	NOV-2011
18,155	Other	J Y LEGNER ASSOCIATES INC				12,694.09	511100	9567	GHENT SAMPLING & CY CLEANING FOR THE WEEKS ENDING 10/30 AND 11/6/11	NOV-2011
18,156	Other	J Y LEGNER ASSOCIATES INC				9,129.37	501091	9567	GHENT SAMPLING & CY CLEANING FOR THE WEEKS ENDING 10/30 AND 11/6/11	NOV-2011
18,157	Other	J Y LEGNER ASSOCIATES INC				1,249.60	511100	9567	GHENT SAMPLING & CY CLEANING FOR THE WEEKS ENDING 10/30 AND 11/6/11	NOV-2011
18,158	Other	J Y LEGNER ASSOCIATES INC				3,691.29	511100	9568	Janitorial services/plant grounds maintenance w/e 10/30/11 & 11/06/11	NOV-2011
18,159	Other	J Y LEGNER ASSOCIATES INC				3,080.32	501091	9568	Equipment operator for w/e 10/30/11 & 11/06/11	NOV-2011
18,160	Other	J Y LEGNER ASSOCIATES INC				262.40	566900	9585	Technical Temporary Staffing - Invoice # 6852	NOV-2011
18,161	Other	J Y LEGNER ASSOCIATES INC				396.16	588100	9599	JY Legner - KU	NOV-2011
18,162	Other	J Y LEGNER ASSOCIATES INC				1,049.60	566900	9605	Technical Temporary Staffing Contract - Invoice 8354	Dec-2011
18,163	Other	J Y LEGNER ASSOCIATES INC				3,131.84	506109	9608	GHENT SO3 MITIGATION FOR THE WEEKS ENDING 11/13 AND 11/20/11	NOV-2011
18,164	Other	J Y LEGNER ASSOCIATES INC				3,088.04	506109	9608	GHENT SO3 MITIGATION FOR THE WEEKS ENDING 11/13 AND 11/20/11	NOV-2011

KENTUCKY UTILITIES COMPANY
Case No. 2012- 00221
Analysis of Professional Services Expenses For the Test Year

(A)	(B)	(C)	(D)	(E)	(F)	(G)	(H)	(I)		
Line No.	Type	Vendor	Rate Case	Audit	Other	Total	Account	Invoice	Description	Period
18,165	Other	J Y LEGNER ASSOCIATES INC				3,078.17	506109	9608	GHENT SO3 MITIGATION FOR THE WEEKS ENDING 11/13 AND 11/20/11	NOV-2011
18,166	Other	J Y LEGNER ASSOCIATES INC				3,006.02	506109	9608	GHENT SO3 MITIGATION FOR THE WEEKS ENDING 11/13 AND 11/20/11	NOV-2011
18,167	Other	J Y LEGNER ASSOCIATES INC				22,059.98	501090	9610	GHENT COAL YARD OPERATORS FOR THE WEEKS ENDING 11/13 AND 11/20/11	NOV-2011
18,168	Other	J Y LEGNER ASSOCIATES INC				15,928.97	511100	9611	GHENT CY SAMPLING AND CLEANING	NOV-2011
18,169	Other	J Y LEGNER ASSOCIATES INC				8,553.37	501091	9611	GHENT CY SAMPLING AND CLEANING	NOV-2011
18,170	Other	J Y LEGNER ASSOCIATES INC				1,249.59	511100	9611	GHENT CY SAMPLING AND CLEANING	NOV-2011
18,171	Other	J Y LEGNER ASSOCIATES INC				3,807.02	511100	9612	Janitorial services/plant grounds maintenance w/e 11/13/11 & 11/20/11	NOV-2011
18,172	Other	J Y LEGNER ASSOCIATES INC				2,698.40	501091	9612	Equipment operator for w/e 11/13/11 & 11/20/11	NOV-2011
18,173	Other	J Y LEGNER ASSOCIATES INC				5,784.74	903003	9643	Technical Temporary Staffing Contract	Dec-2011
18,174	Other	J Y LEGNER ASSOCIATES INC				2,111.59	903003	9643	Technical Temporary Staffing Contract	Dec-2011
18,175	Other	J Y LEGNER ASSOCIATES INC				934.18	903003	9644	Technical Temporary Staffing Contract	Dec-2011
18,176	Other	J Y LEGNER ASSOCIATES INC				388.69	903003	9644	Technical Temporary Staffing Contract	Dec-2011
18,177	Other	J Y LEGNER ASSOCIATES INC				1,473.75	903003	9645	Technical Temporary Staffing Contract	Dec-2011
18,178	Other	J Y LEGNER ASSOCIATES INC				613.20	903003	9645	Technical Temporary Staffing Contract	Dec-2011
18,179	Other	J Y LEGNER ASSOCIATES INC				2,856.13	903003	9646	Retail Office Contract Labor; Week Ending 10/30 thru 11/20/11	NOV-2011
18,180	Other	J Y LEGNER ASSOCIATES INC				2,464.68	903003	9647	Technical Temporary Staffing Contract for retail office labor November 2011	NOV-2011
18,181	Other	J Y LEGNER ASSOCIATES INC				2,618.27	903003	9648	Retail Office Contract Labor; Week Ending 10/30 thru 11/20/11	NOV-2011
18,182	Other	J Y LEGNER ASSOCIATES INC				1,703.01	903003	9649	Technical Temporary Staffing Contract	NOV-2011
18,183	Other	J Y LEGNER ASSOCIATES INC				1,411.62	903003	9649	Technical Temporary Staffing Contract	NOV-2011
18,184	Other	J Y LEGNER ASSOCIATES INC				1,739.34	903003	9650	Technical Temporary Staffing Contract	Dec-2011
18,185	Other	J Y LEGNER ASSOCIATES INC				893.94	903003	9650	Technical Temporary Staffing Contract	Dec-2011
18,186	Other	J Y LEGNER ASSOCIATES INC				1,139.55	903003	9651	Technical Temporary Staffing Contract for retail office labor November 2011	NOV-2011
18,187	Other	J Y LEGNER ASSOCIATES INC				2,289.94	903003	9652	Technical Temporary Staffing Contract	NOV-2011
18,188	Other	J Y LEGNER ASSOCIATES INC				1,898.11	903003	9652	Technical Temporary Staffing Contract	NOV-2011
18,189	Other	J Y LEGNER ASSOCIATES INC				1,597.94	903003	9653	Retail Office Contract Labor; Week Ending 10/30 thru 11/20/11	NOV-2011
18,190	Other	J Y LEGNER ASSOCIATES INC				1,346.13	903003	9654	Technical Temporary Staffing Contract	NOV-2011
18,191	Other	J Y LEGNER ASSOCIATES INC				1,115.79	903003	9654	Technical Temporary Staffing Contract	NOV-2011
18,192	Other	J Y LEGNER ASSOCIATES INC				771.45	903003	9655	Technical Temporary Staffing Contract	Dec-2011
18,193	Other	J Y LEGNER ASSOCIATES INC				320.98	903003	9655	Technical Temporary Staffing Contract	Dec-2011
18,194	Other	J Y LEGNER ASSOCIATES INC				1,310.88	903003	9656	Technical Temporary Staffing Contract	NOV-2011
18,195	Other	J Y LEGNER ASSOCIATES INC				1,086.59	903003	9656	Technical Temporary Staffing Contract	NOV-2011
18,196	Other	J Y LEGNER ASSOCIATES INC				4,638.91	903003	9657	Retail Office Contract Labor; Week Ending 10/30 thru 11/20/11	NOV-2011
18,197	Other	J Y LEGNER ASSOCIATES INC				4,559.56	905002	9658	Technical Temporary Staffing as a result of Bid Process	NOV-2011
18,198	Other	J Y LEGNER ASSOCIATES INC				1,260.41	901001	9658	Technical Temporary Staffing as a result of Bid Process	NOV-2011
18,199	Other	J Y LEGNER ASSOCIATES INC				1,029.70	905002	9659	Technical Temporary Staffing as a result of Bid Process	NOV-2011
18,200	Other	J Y LEGNER ASSOCIATES INC				284.64	901001	9659	Technical Temporary Staffing as a result of Bid Process	NOV-2011
18,201	Other	J Y LEGNER ASSOCIATES INC				1,648.14	903003	9660	Technical Temporary Staffing Contract	Dec-2011
18,202	Other	J Y LEGNER ASSOCIATES INC				601.61	903003	9660	Technical Temporary Staffing Contract	Dec-2011
18,203	Other	J Y LEGNER ASSOCIATES INC				2,340.19	903003	9661	Retail Office Contract Labor; Week Ending 10/30 thru 11/20/11	NOV-2011
18,204	Other	J Y LEGNER ASSOCIATES INC				1,453.28	903003	9662	Technical Temporary Staffing Contract	NOV-2011
18,205	Other	J Y LEGNER ASSOCIATES INC				6,886.01	588100	9663	JY Legner - KU	Dec-2011
18,206	Other	J Y LEGNER ASSOCIATES INC				1,422.98	903003	9665	Technical Temporary Staffing Contract	Dec-2011
18,207	Other	J Y LEGNER ASSOCIATES INC				731.35	903003	9665	Technical Temporary Staffing Contract	Dec-2011
18,208	Other	J Y LEGNER ASSOCIATES INC				1,961.26	903003	9666	Technical Temporary Staffing Contract	Dec-2011
18,209	Other	J Y LEGNER ASSOCIATES INC				1,008.00	903003	9666	Technical Temporary Staffing Contract	Dec-2011
18,210	Other	J Y LEGNER ASSOCIATES INC				1,519.00	588100	9669	JY Legner - KU	Dec-2011
18,211	Other	J Y LEGNER ASSOCIATES INC				309.01	588100	9669	JY Legner - KU Lights	Dec-2011
18,212	Other	J Y LEGNER ASSOCIATES INC				1,080.24	560900	9683	Technical Temporary Staffing as a result of Bid Process for James Johnson, inv #9683, month ending 11/20, ties to CPA 18620	NOV-2011
18,213	Other	J Y LEGNER ASSOCIATES INC				1,275.51	923900	9694	Technical Temporary Staffing as a result of Bid Process - invoice no. 9694 for Larry Kopple	NOV-2011
18,214	Other	J Y LEGNER ASSOCIATES INC				2,743.49	506109	9735	PAYMENT OF INVOICE #9735--SO3 MITIGATION FOR THE WEEKS ENDING 11/27 AND 12/4/11	Dec-2011
18,215	Other	J Y LEGNER ASSOCIATES INC				2,502.09	506109	9735	PAYMENT OF INVOICE #9735--SO3 MITIGATION FOR THE WEEKS ENDING 11/27 AND 12/4/11	Dec-2011
18,216	Other	J Y LEGNER ASSOCIATES INC				2,497.56	506109	9735	PAYMENT OF INVOICE #9735--SO3 MITIGATION FOR THE WEEKS ENDING 11/27 AND 12/4/11	Dec-2011
18,217	Other	J Y LEGNER ASSOCIATES INC				2,414.49	506109	9735	PAYMENT OF INVOICE #9735--SO3 MITIGATION FOR THE WEEKS ENDING 11/27 AND 12/4/11	Dec-2011

KENTUCKY UTILITIES COMPANY
Case No. 2012- 00221
Analysis of Professional Services Expenses For the Test Year

(A)	(B)	(C)	(D)	(E)	(F)	(G)	(H)	(I)		
Line No.	Type	Vendor	Rate Case	Audit	Other	Total	Account	Invoice	Description	Period
18,218	Other	J Y LEGNER ASSOCIATES INC				22,178.46	501090	9737	PAYMENT OF 9737--GHENT CY OPERATORS FOR THE WEEKS ENDING 11/27 AND 12/4/11	Dec-2011
18,219	Other	J Y LEGNER ASSOCIATES INC				10,193.84	511100	9738	PAYMENT OF INVOICE #9738--GHENT CY SAMPLING/CLEANING FOR WEEKS ENDING 11/27 AND 12/4/11	Dec-2011
18,220	Other	J Y LEGNER ASSOCIATES INC				10,014.69	501091	9738	PAYMENT OF INVOICE #9738--GHENT CY SAMPLING/CLEANING FOR WEEKS ENDING 11/27 AND 12/4/11	Dec-2011
18,221	Other	J Y LEGNER ASSOCIATES INC				624.79	511100	9738	PAYMENT OF INVOICE #9738--GHENT CY SAMPLING/CLEANING FOR WEEKS ENDING 11/27 AND 12/4/11	Dec-2011
18,222	Other	J Y LEGNER ASSOCIATES INC				3,108.74	511100	9740	Janitorial services for w/e 11/27/11 & 12/04/11	Dec-2011
18,223	Other	J Y LEGNER ASSOCIATES INC				2,057.53	501091	9740	Equipment operator w/e 11/27/11 & 12/04/11	Dec-2011
18,224	Other	J Y LEGNER ASSOCIATES INC				373.95	506109	9765	PAYMENT OF INVOICE #9765--SO3 MITIGATION FOR THE WEEK ENDING 12/4/11	Dec-2011
18,225	Other	J Y LEGNER ASSOCIATES INC				373.95	506109	9765	PAYMENT OF INVOICE #9765--SO3 MITIGATION FOR THE WEEK ENDING 12/4/11	Dec-2011
18,226	Other	J Y LEGNER ASSOCIATES INC				373.95	506109	9765	PAYMENT OF INVOICE #9765--SO3 MITIGATION FOR THE WEEK ENDING 12/4/11	Dec-2011
18,227	Other	J Y LEGNER ASSOCIATES INC				373.95	506109	9765	PAYMENT OF INVOICE #9765--SO3 MITIGATION FOR THE WEEK ENDING 12/4/11	Dec-2011
18,228	Other	J Y LEGNER ASSOCIATES INC				593.34	511100	9766	PAYMENT OF INVOICE #9766--COAL SAMPLING IN COAL YARD WEEK ENDING 11/27/11	Dec-2011
18,229	Other	J Y LEGNER ASSOCIATES INC				297.12	588100	9767	JY Legner - KU	Dec-2011
18,230	Other	J Y LEGNER ASSOCIATES INC				3,355.62	923100	9787	Technical Temporary Staffing as a result of Bid Process	Dec-2011
18,231	Other	J Y LEGNER ASSOCIATES INC				1,125.25	560900	9795	Technical Temporary Staffing as a result of Bid Process FOR James Johnson, week ending 12/11/11, inv # 9795, ties to CPA 18620	Dec-2011
18,232	Other	J Y LEGNER ASSOCIATES INC				698.29	923900	9805	Technical Temporary Staffing as a result of Bid Process - Larry Kople Invoice no. 9805	Dec-2011
18,233	Other	J Y LEGNER ASSOCIATES INC				450.00	905002	9806	Technical Temporary Staffing as a result of Bid Process	Dec-2011
18,234	Other	J Y LEGNER ASSOCIATES INC				3,620.42	903003	9807	Technical Temporary Staffing Contract - to pay invoice 9821 & 9807	Dec-2011
18,235	Other	J Y LEGNER ASSOCIATES INC				1,287.19	903003	9807	Technical Temporary Staffing Contract - to pay invoice 9821 & 9807	Dec-2011
18,236	Other	J Y LEGNER ASSOCIATES INC				913.00	903003	9808	Technical Temporary Staffing Contract	Dec-2011
18,237	Other	J Y LEGNER ASSOCIATES INC				651.38	903003	9808	Technical Temporary Staffing Contract	Dec-2011
18,238	Other	J Y LEGNER ASSOCIATES INC				776.06	903003	9809	Technical Temporary Staffing Contract	Dec-2011
18,239	Other	J Y LEGNER ASSOCIATES INC				553.69	903003	9809	Technical Temporary Staffing Contract	Dec-2011
18,240	Other	J Y LEGNER ASSOCIATES INC				1,861.17	903003	9810	Retail Office Contract Labor-Week ending 11/27, 12/4, 12/11/11; Area 9	Dec-2011
18,241	Other	J Y LEGNER ASSOCIATES INC				1,657.87	903003	9811	Retail Office Contract Labor-Week ending 11/27, 12/4, 12/11/11; Area 9	Dec-2011
18,242	Other	J Y LEGNER ASSOCIATES INC				1,521.52	903003	9812	Technical Temporary Staffing Contract	Dec-2011
18,243	Other	J Y LEGNER ASSOCIATES INC				1,303.96	903003	9812	Technical Temporary Staffing Contract	Dec-2011
18,244	Other	J Y LEGNER ASSOCIATES INC				1,278.75	903003	9813	Technical Temporary Staffing Contract	Dec-2011
18,245	Other	J Y LEGNER ASSOCIATES INC				730.74	903003	9813	Technical Temporary Staffing Contract	Dec-2011
18,246	Other	J Y LEGNER ASSOCIATES INC				805.56	903003	9814	Technical Temporary Staffing Contract FoRetail office labor for the month of December 2011.	Dec-2011
18,247	Other	J Y LEGNER ASSOCIATES INC				1,287.55	903003	9815	Technical Temporary Staffing Contract	Dec-2011
18,248	Other	J Y LEGNER ASSOCIATES INC				1,103.44	903003	9815	Technical Temporary Staffing Contract	Dec-2011
18,249	Other	J Y LEGNER ASSOCIATES INC				876.71	903003	9816	Technical Temporary Staffing Contract	Dec-2011
18,250	Other	J Y LEGNER ASSOCIATES INC				751.33	903003	9816	Technical Temporary Staffing Contract	Dec-2011
18,251	Other	J Y LEGNER ASSOCIATES INC				503.62	903003	9817	Technical Temporary Staffing Contract	Dec-2011
18,252	Other	J Y LEGNER ASSOCIATES INC				359.31	903003	9817	Technical Temporary Staffing Contract	Dec-2011
18,253	Other	J Y LEGNER ASSOCIATES INC				1,003.84	903003	9818	Technical Temporary Staffing Contract	Dec-2011
18,254	Other	J Y LEGNER ASSOCIATES INC				860.29	903003	9818	Technical Temporary Staffing Contract	Dec-2011
18,255	Other	J Y LEGNER ASSOCIATES INC				3,197.71	903003	9819	Retail Office Contract Labor-Week ending 11/27, 12/4, 12/11/11; Area 9	Dec-2011
18,256	Other	J Y LEGNER ASSOCIATES INC				4,855.20	905002	9820	Technical Temporary Staffing as a result of Bid Process	Dec-2011
18,257	Other	J Y LEGNER ASSOCIATES INC				1,287.19	903003	9821	Technical Temporary Staffing Contract - to pay invoice 9821 & 9807	Dec-2011
18,258	Other	J Y LEGNER ASSOCIATES INC				457.65	903003	9821	Technical Temporary Staffing Contract - to pay invoice 9821 & 9807	Dec-2011
18,259	Other	J Y LEGNER ASSOCIATES INC				1,818.44	903003	9822	Retail Office Contract Labor-Week ending 11/27, 12/4, 12/11/11; Area 9	Dec-2011
18,260	Other	J Y LEGNER ASSOCIATES INC				5,115.96	588100	9823	JY Legner - KU	Dec-2011
18,261	Other	J Y LEGNER ASSOCIATES INC				815.52	903003	9825	Technical Temporary Staffing Contract	Dec-2011
18,262	Other	J Y LEGNER ASSOCIATES INC				466.03	903003	9825	Technical Temporary Staffing Contract	Dec-2011
18,263	Other	J Y LEGNER ASSOCIATES INC				1,422.23	903003	9826	Technical Temporary Staffing Contract	Dec-2011
18,264	Other	J Y LEGNER ASSOCIATES INC				812.72	903003	9826	Technical Temporary Staffing Contract	Dec-2011
18,265	Other	J Y LEGNER ASSOCIATES INC				1,282.64	588100	9829	JY Legner - KU	Dec-2011

KENTUCKY UTILITIES COMPANY
Case No. 2012- 00221
Analysis of Professional Services Expenses For the Test Year

(A)	(B)	(C)	(D)	(E)	(F)	(G)	(H)	(I)		
Line No.	Type	Vendor	Rate Case	Audit	Other	Total	Account	Invoice	Description	Period
18,266	Other	J Y LEGNER ASSOCIATES INC				2,968.32	506109	9873	PAYMENT OF INVOICE #9873--GHENT SO3 MITIGATION FOR WEEKS ENDING 12/11 AND 12/18/11	Dec-2011
18,267	Other	J Y LEGNER ASSOCIATES INC				2,744.02	506109	9873	PAYMENT OF INVOICE #9873--GHENT SO3 MITIGATION FOR WEEKS ENDING 12/11 AND 12/18/11	Dec-2011
18,268	Other	J Y LEGNER ASSOCIATES INC				2,649.97	506109	9873	PAYMENT OF INVOICE #9873--GHENT SO3 MITIGATION FOR WEEKS ENDING 12/11 AND 12/18/11	Dec-2011
18,269	Other	J Y LEGNER ASSOCIATES INC				2,614.47	506109	9873	PAYMENT OF INVOICE #9873--GHENT SO3 MITIGATION FOR WEEKS ENDING 12/11 AND 12/18/11	Dec-2011
18,270	Other	J Y LEGNER ASSOCIATES INC				26,489.42	501090	9875	PAYMENT OF INVOICE #9875--GHENT COAL YARD OPERATORS FOR THE WEEKS ENDING 12/11 AND 12/18/11	Dec-2011
18,271	Other	J Y LEGNER ASSOCIATES INC				12,318.57	511100	9876	PAYMENT OF INVOICE #9876--GHENT CY SAMPLING & CLEANING FOR WEEKS ENDING 12/11 AND 12/18/11	Dec-2011
18,272	Other	J Y LEGNER ASSOCIATES INC				10,725.80	501091	9876	PAYMENT OF INVOICE #9876--GHENT CY SAMPLING & CLEANING FOR WEEKS ENDING 12/11 AND 12/18/11	Dec-2011
18,273	Other	J Y LEGNER ASSOCIATES INC				1,249.60	511100	9876	PAYMENT OF INVOICE #9876--GHENT CY SAMPLING & CLEANING FOR WEEKS ENDING 12/11 AND 12/18/11	Dec-2011
18,274	Other	J Y LEGNER ASSOCIATES INC				3,474.18	501091	9877	Equipment operator for w/e 12/11/11 & 12/18/11	Dec-2011
18,275	Other	J Y LEGNER ASSOCIATES INC				2,327.38	511100	9877	Janitorial/grounds maintenance for w/e 12/11/11 & 12/18/11	Dec-2011
18,276	Other	J Y LEGNER ASSOCIATES INC				198.08	588100	9880	JY Legner - KU	Jan-2012
18,277	Other	J Y LEGNER ASSOCIATES INC				2,317.76	903003	9882	Technical Temporary Staffing Contract	Dec-2011
18,278	Other	J Y LEGNER ASSOCIATES INC				1,141.45	903003	9882	Technical Temporary Staffing Contract	Dec-2011
18,279	Other	J Y LEGNER ASSOCIATES INC				596.45	903003	9883	Technical Temporary Staffing Contract	Dec-2011
18,280	Other	J Y LEGNER ASSOCIATES INC				424.56	903003	9883	Technical Temporary Staffing Contract	Dec-2011
18,281	Other	J Y LEGNER ASSOCIATES INC				599.37	903003	9884	Technical Temporary Staffing Contract	Dec-2011
18,282	Other	J Y LEGNER ASSOCIATES INC				426.64	903003	9884	Technical Temporary Staffing Contract	Dec-2011
18,283	Other	J Y LEGNER ASSOCIATES INC				1,258.59	903003	9885	Technical Temporary Staffing Contract	Dec-2011
18,284	Other	J Y LEGNER ASSOCIATES INC				1,110.49	903003	9886	Technical Temporary Staffing Contract	Dec-2011
18,285	Other	J Y LEGNER ASSOCIATES INC				656.97	903003	9887	Technical Temporary Staffing Contract	Dec-2011
18,286	Other	J Y LEGNER ASSOCIATES INC				529.66	903003	9887	Technical Temporary Staffing Contract	Dec-2011
18,287	Other	J Y LEGNER ASSOCIATES INC				992.74	903003	9888	Technical Temporary Staffing Contract	Dec-2011
18,288	Other	J Y LEGNER ASSOCIATES INC				562.30	903003	9888	Technical Temporary Staffing Contract	Dec-2011
18,289	Other	J Y LEGNER ASSOCIATES INC				922.60	903003	9889	Technical Temporary Staffing Contract For Retail Office Staffing for the month of December 2011.	Dec-2011
18,290	Other	J Y LEGNER ASSOCIATES INC				1,010.89	903003	9890	Technical Temporary Staffing Contract	Dec-2011
18,291	Other	J Y LEGNER ASSOCIATES INC				814.99	903003	9890	Technical Temporary Staffing Contract	Dec-2011
18,292	Other	J Y LEGNER ASSOCIATES INC				602.54	903003	9891	Technical Temporary Staffing Contract	Dec-2011
18,293	Other	J Y LEGNER ASSOCIATES INC				485.77	903003	9891	Technical Temporary Staffing Contract	Dec-2011
18,294	Other	J Y LEGNER ASSOCIATES INC				238.57	903003	9892	Technical Temporary Staffing Contract	Dec-2011
18,295	Other	J Y LEGNER ASSOCIATES INC				169.81	903003	9892	Technical Temporary Staffing Contract	Dec-2011
18,296	Other	J Y LEGNER ASSOCIATES INC				643.78	903003	9893	Technical Temporary Staffing Contract	Dec-2011
18,297	Other	J Y LEGNER ASSOCIATES INC				519.04	903003	9893	Technical Temporary Staffing Contract	Dec-2011
18,298	Other	J Y LEGNER ASSOCIATES INC				2,659.87	903003	9894	Technical Temporary Staffing Contract	Dec-2011
18,299	Other	J Y LEGNER ASSOCIATES INC				2,458.17	905002	9895	Technical Temporary Staffing as a result of Bid Process	Jan-2012
18,300	Other	J Y LEGNER ASSOCIATES INC				913.69	905002	9896	Technical Temporary Staffing as a result of Bid Process	Dec-2011
18,301	Other	J Y LEGNER ASSOCIATES INC				822.09	903003	9897	Technical Temporary Staffing Contract	Dec-2011
18,302	Other	J Y LEGNER ASSOCIATES INC				404.87	903003	9897	Technical Temporary Staffing Contract	Dec-2011
18,303	Other	J Y LEGNER ASSOCIATES INC				1,121.74	903003	9898	Technical Temporary Staffing Contract	Dec-2011
18,304	Other	J Y LEGNER ASSOCIATES INC				3,662.41	588100	9899	JY Legner - KU	Dec-2011
18,305	Other	J Y LEGNER ASSOCIATES INC				712.83	903003	9901	Technical Temporary Staffing Contract	Dec-2011
18,306	Other	J Y LEGNER ASSOCIATES INC				403.76	903003	9901	Technical Temporary Staffing Contract	Dec-2011
18,307	Other	J Y LEGNER ASSOCIATES INC				1,039.82	903003	9902	Technical Temporary Staffing Contract	Dec-2011
18,308	Other	J Y LEGNER ASSOCIATES INC				588.98	903003	9902	Technical Temporary Staffing Contract	Dec-2011
18,309	Other	J Y LEGNER ASSOCIATES INC				990.21	588100	9905	JY Legner - KU	Dec-2011
18,310	Other	J Y LEGNER ASSOCIATES INC				360.08	560900	9918	Technical Temporary Staffing as a result of Bid Process for James Johnson, inv # 9918, month ending 12/25/11, ties to CPA 18620	Dec-2011
18,311	Other	J Y LEGNER ASSOCIATES INC				308.70	923900	9928	Technical Temporary Staffing as a result of Bid Process - Larry Kopple invoice 9928	Jan-2012
18,312	Other	J Y LEGNER ASSOCIATES INC				1,508.26	506109	9985	PAYMENT OF INVOICE #9985--GHENT SO3 MITIGATION FOR THE WEEK ENDING 12/25/11	Jan-2012

KENTUCKY UTILITIES COMPANY
Case No. 2012- 00221
Analysis of Professional Services Expenses For the Test Year

(A)	(B)	(C)	(D)	(E)	(F)	(G)	(H)	(I)		
Line No.	Type	Vendor	Rate Case	Audit	Other	Total	Account	Invoice	Description	Period
18,313	Other	J Y LEGNER ASSOCIATES INC				1,508.26	506109	9985	PAYMENT OF INVOICE #9985--GHENT SO3 MITIGATION FOR THE WEEK ENDING 12/25/11	Jan-2012
18,314	Other	J Y LEGNER ASSOCIATES INC				1,464.46	506109	9985	PAYMENT OF INVOICE #9985--GHENT SO3 MITIGATION FOR THE WEEK ENDING 12/25/11	Jan-2012
18,315	Other	J Y LEGNER ASSOCIATES INC				1,464.46	506109	9985	PAYMENT OF INVOICE #9985--GHENT SO3 MITIGATION FOR THE WEEK ENDING 12/25/11	Jan-2012
18,316	Other	J Y LEGNER ASSOCIATES INC				15,144.46	501090	9987	PAYMENT OF INVOICE #9987--GHENT COAL YARD OPERATORS FOR THE WEEK ENDING 12/25/11	Jan-2012
18,317	Other	J Y LEGNER ASSOCIATES INC				5,347.16	501091	9988	INVOICE #9988 - CY SAMPLING & CLEANERS W/E 12/25/11	Jan-2012
18,318	Other	J Y LEGNER ASSOCIATES INC				5,028.84	511100	9988	INVOICE #9988 - CY SAMPLING & CLEANERS W/E 12/25/11	Jan-2012
18,319	Other	J Y LEGNER ASSOCIATES INC				601.37	511100	9988	INVOICE #9988 - CY SAMPLING & CLEANERS W/E 12/25/11	Jan-2012
18,320	Other	J Y LEGNER ASSOCIATES INC				1,079.36	501091	9989	Equipment operator for w/e 12/25/11	Jan-2012
18,321	Other	J Y LEGNER ASSOCIATES INC				874.72	511100	9989	Janitorial/grounds maintenance for w/e 12/25/11	Jan-2012
18,322	Other	J Y LEGNER ASSOCIATES INC				1,079.36	501091	9990	Equipment operator for w/e 01/01/12	Jan-2012
18,323	Other	J Y LEGNER ASSOCIATES INC				999.68	511100	9990	Janitorial/grounds maintenance for w/e 01/01/12	Jan-2012
18,324	Other	J Y LEGNER ASSOCIATES INC				13,816.01	501090	9991	PAYMENT OF INVOICE #9991--GHENT COAL YARD OPERATORS FOR THE WEEK ENDING 1/1/12	Jan-2012
18,325	Other	J Y LEGNER ASSOCIATES INC				1,460.74	506109	9992	PAYMENT OF INVOICE #9992--GHENT SO3 MITIGATION FOR THE WEEK ENDING 1/1/12	Jan-2012
18,326	Other	J Y LEGNER ASSOCIATES INC				1,460.74	506109	9992	PAYMENT OF INVOICE #9992--GHENT SO3 MITIGATION FOR THE WEEK ENDING 1/1/12	Jan-2012
18,327	Other	J Y LEGNER ASSOCIATES INC				1,460.74	506109	9992	PAYMENT OF INVOICE #9992--GHENT SO3 MITIGATION FOR THE WEEK ENDING 1/1/12	Jan-2012
18,328	Other	J Y LEGNER ASSOCIATES INC				1,460.74	506109	9992	PAYMENT OF INVOICE #9992--GHENT SO3 MITIGATION FOR THE WEEK ENDING 1/1/12	Jan-2012
18,329	Other	J Y LEGNER ASSOCIATES INC				7,325.41	511100	9994	INVOICE #9994 - CY SAMPLING & CLEANING W/E 1/1/12	Jan-2012
18,330	Other	J Y LEGNER ASSOCIATES INC				5,537.88	501091	9994	INVOICE #9994 - CY SAMPLING & CLEANING W/E 1/1/12	Jan-2012
18,331	Other	J Y LEGNER ASSOCIATES INC				499.84	511100	9994	INVOICE #9994 - CY SAMPLING & CLEANING W/E 1/1/12	Jan-2012
18,332	Other	J Y LEGNER ASSOCIATES INC				2,428.56	501091	10019	Equipment operator/Janitorial/grounds maintenance for w/e 01/08/12 & 01/15/12	Jan-2012
18,333	Other	J Y LEGNER ASSOCIATES INC				2,155.56	511100	10019	Equipment operator/Janitorial/grounds maintenance for w/e 01/08/12 & 01/15/12	Jan-2012
18,334	Other	J Y LEGNER ASSOCIATES INC				27,522.96	501090	10020	PAYMENT OF INVOICE #10020--GHENT COAL YARD OPERATORS FOR THE WEEKS ENDING 1/8/12 THRU 1/15/12	Jan-2012
18,335	Other	J Y LEGNER ASSOCIATES INC				4,016.94	506109	10021	PAYMENT OF INVOICE #10021 FOR SO3 MITIGATION FOR PERIOD OF 1/2 - 1/15/12	Jan-2012
18,336	Other	J Y LEGNER ASSOCIATES INC				3,365.01	506109	10021	PAYMENT OF INVOICE #10021 FOR SO3 MITIGATION FOR PERIOD OF 1/2 - 1/15/12	Jan-2012
18,337	Other	J Y LEGNER ASSOCIATES INC				3,262.95	506109	10021	PAYMENT OF INVOICE #10021 FOR SO3 MITIGATION FOR PERIOD OF 1/2 - 1/15/12	Jan-2012
18,338	Other	J Y LEGNER ASSOCIATES INC				3,201.37	506109	10021	PAYMENT OF INVOICE #10021 FOR SO3 MITIGATION FOR PERIOD OF 1/2 - 1/15/12	Jan-2012
18,339	Other	J Y LEGNER ASSOCIATES INC				15,628.94	511100	10023	PAYMENT OF INVOICE #10023--GHENT CY SAMPLING/CLEANING FOR THE WEEKS ENDING 1/8 AND 1/15/12	Jan-2012
18,340	Other	J Y LEGNER ASSOCIATES INC				9,070.45	501091	10023	PAYMENT OF INVOICE #10023--GHENT CY SAMPLING/CLEANING FOR THE WEEKS ENDING 1/8 AND 1/15/12	Jan-2012
18,341	Other	J Y LEGNER ASSOCIATES INC				1,412.46	511100	10023	PAYMENT OF INVOICE #10023--GHENT CY SAMPLING/CLEANING FOR THE WEEKS ENDING 1/8 AND 1/15/12	Jan-2012
18,342	Other	J Y LEGNER ASSOCIATES INC				396.16	588100	10044	JY Legner Contractors - KU	Jan-2012
18,343	Other	J Y LEGNER ASSOCIATES INC				702.95	588100	10046	JY Legner Contractors - KU	Jan-2012
18,344	Other	J Y LEGNER ASSOCIATES INC				6,761.12	903003	10060	Technical Temporary Staffing Contract	Jan-2012
18,345	Other	J Y LEGNER ASSOCIATES INC				1,697.40	903003	10060	Technical Temporary Staffing Contract	Jan-2012
18,346	Other	J Y LEGNER ASSOCIATES INC				1,159.63	903003	10061	Technical Temporary Staffing Contract	Jan-2012
18,347	Other	J Y LEGNER ASSOCIATES INC				917.87	903003	10061	Technical Temporary Staffing Contract	Jan-2012
18,348	Other	J Y LEGNER ASSOCIATES INC				922.49	903003	10062	Technical Temporary Staffing Contract	Jan-2012
18,349	Other	J Y LEGNER ASSOCIATES INC				730.18	903003	10062	Technical Temporary Staffing Contract	Jan-2012
18,350	Other	J Y LEGNER ASSOCIATES INC				2,007.05	903003	10063	Area 9 - Retail Labor - Weeks ending 1/1/2012; 1/8/2012; 1/15/2012; 1/22/2012	Jan-2012
18,351	Other	J Y LEGNER ASSOCIATES INC				2,285.97	903003	10064	Area 9 - Retail Labor - Weeks ending 1/1/2012; 1/8/2012; 1/15/2012; 1/22/2012	Jan-2012
18,352	Other	J Y LEGNER ASSOCIATES INC				1,370.58	903003	10065	Technical Temporary Staffing Contract	Jan-2012
18,353	Other	J Y LEGNER ASSOCIATES INC				1,362.43	903003	10065	Technical Temporary Staffing Contract	Jan-2012
18,354	Other	J Y LEGNER ASSOCIATES INC				1,561.23	903003	10066	Technical Temporary Staffing Contract	Jan-2012
18,355	Other	J Y LEGNER ASSOCIATES INC				938.66	903003	10066	Technical Temporary Staffing Contract	Jan-2012

KENTUCKY UTILITIES COMPANY
Case No. 2012- 00221
Analysis of Professional Services Expenses For the Test Year

(A)	(B)	(C)	(D)	(E)	(F)	(G)	(H)	(I)		
Line No.	Type	Vendor	Rate Case	Audit	Other	Total	Account	Invoice	Description	Period
18,356	Other	J Y LEGNER ASSOCIATES INC				1,406.44	903003	10067	Technical Temporary Staffing Contract for Retail Office Labor.	Jan-2012
18,357	Other	J Y LEGNER ASSOCIATES INC				1,639.45	903003	10068	Technical Temporary Staffing Contract	Jan-2012
18,358	Other	J Y LEGNER ASSOCIATES INC				1,629.72	903003	10068	Technical Temporary Staffing Contract	Jan-2012
18,359	Other	J Y LEGNER ASSOCIATES INC				1,004.40	903003	10069	Technical Temporary Staffing Contract for Retail Office Labor.	Jan-2012
18,360	Other	J Y LEGNER ASSOCIATES INC				947.82	903003	10070	Technical Temporary Staffing Contract	Jan-2012
18,361	Other	J Y LEGNER ASSOCIATES INC				942.19	903003	10070	Technical Temporary Staffing Contract	Jan-2012
18,362	Other	J Y LEGNER ASSOCIATES INC				542.56	903003	10071	Technical Temporary Staffing Contract	Jan-2012
18,363	Other	J Y LEGNER ASSOCIATES INC				429.45	903003	10071	Technical Temporary Staffing Contract	Jan-2012
18,364	Other	J Y LEGNER ASSOCIATES INC				1,201.34	903003	10072	Technical Temporary Staffing Contract	Jan-2012
18,365	Other	J Y LEGNER ASSOCIATES INC				1,194.20	903003	10072	Technical Temporary Staffing Contract	Jan-2012
18,366	Other	J Y LEGNER ASSOCIATES INC				4,551.20	903003	10073	Area 9 - Retail Labor - Weeks ending 1/1/2012; 1/8/2012; 1/15/2012; 1/22/2012	Jan-2012
18,367	Other	J Y LEGNER ASSOCIATES INC				5,580.33	901001	10074	Technical Temporary Staffing as a result of Bid Process	Jan-2012
18,368	Other	J Y LEGNER ASSOCIATES INC				859.85	901001	10075	Technical Temporary Staffing as a result of Bid Process	Jan-2012
18,369	Other	J Y LEGNER ASSOCIATES INC				1,697.40	903003	10076	Technical Temporary Staffing Contract	Jan-2012
18,370	Other	J Y LEGNER ASSOCIATES INC				426.13	903003	10076	Technical Temporary Staffing Contract	Jan-2012
18,371	Other	J Y LEGNER ASSOCIATES INC				2,286.07	903003	10077	Area 9 - Retail Labor - Weeks ending 1/1/2012; 1/8/2012; 1/15/2012; 1/22/2012	Jan-2012
18,372	Other	J Y LEGNER ASSOCIATES INC				2,327.97	903003	10078	Technical Temporary Staffing Contract	MAR-2012
18,373	Other	J Y LEGNER ASSOCIATES INC				6,883.56	588100	10079	JY Legner Contractors - KU	Jan-2012
18,374	Other	J Y LEGNER ASSOCIATES INC				1,257.59	903003	10081	Technical Temporary Staffing Contract	Jan-2012
18,375	Other	J Y LEGNER ASSOCIATES INC				756.10	903003	10081	Technical Temporary Staffing Contract	Jan-2012
18,376	Other	J Y LEGNER ASSOCIATES INC				1,339.15	903003	10082	Technical Temporary Staffing Contract	Jan-2012
18,377	Other	J Y LEGNER ASSOCIATES INC				805.14	903003	10082	Technical Temporary Staffing Contract	Jan-2012
18,378	Other	J Y LEGNER ASSOCIATES INC				1,584.01	588100	10085	JY Legner Contractors - KU Lights	Jan-2012
18,379	Other	J Y LEGNER ASSOCIATES INC				2,030.34	510100	10091	JY LEGNER - VAUGHN - DRAFTING CONTRACT SERVICES INVOICE #10091 (w/e 1/1, 1/8, 1/15 & 1/22/2012 for DASARO, GRIDER, GROVES, MELLADO, SPEARS & WHEELER)	Feb-2012
18,380	Other	J Y LEGNER ASSOCIATES INC				405.09	560900	10098	Technical Temporary Staffing as a result of Bid Process for James Johnson, inv # 10098, thru 1/22/12, ties to CPA 57870	Jan-2012
18,381	Other	J Y LEGNER ASSOCIATES INC				72.72	501091	10125	Retro pay effective 01/01/12	Feb-2012
18,382	Other	J Y LEGNER ASSOCIATES INC				64.86	511100	10125	Retro pay effective 01/01/12	Feb-2012
18,383	Other	J Y LEGNER ASSOCIATES INC				119.99	506109	10126	RETRO PAY FOR SO3 EMPLOYEES EFFECTIVE 1/1/12	Feb-2012
18,384	Other	J Y LEGNER ASSOCIATES INC				100.40	506109	10126	RETRO PAY FOR SO3 EMPLOYEES EFFECTIVE 1/1/12	Feb-2012
18,385	Other	J Y LEGNER ASSOCIATES INC				97.33	506109	10126	RETRO PAY FOR SO3 EMPLOYEES EFFECTIVE 1/1/12	Feb-2012
18,386	Other	J Y LEGNER ASSOCIATES INC				95.50	506109	10126	RETRO PAY FOR SO3 EMPLOYEES EFFECTIVE 1/1/12	Feb-2012
18,387	Other	J Y LEGNER ASSOCIATES INC				475.20	501091	10150	PAYMENT OF INVOICE #10150--GHENT SAMPLING FOR THE WEEK ENDING 1/15/12	Feb-2012
18,388	Other	J Y LEGNER ASSOCIATES INC				2,779.20	501091	10151	Equipment operator/janitorial/grounds maintenance for w/e 01/22/12 & 01/29/12	Feb-2012
18,389	Other	J Y LEGNER ASSOCIATES INC				2,526.13	511100	10151	Equipment operator/janitorial/grounds maintenance for w/e 01/22/12 & 01/29/12	Feb-2012
18,390	Other	J Y LEGNER ASSOCIATES INC				27,166.80	501090	10152	GHENT COAL YARD OPS FOR THE WEEKS ENDING 1/22 AND 1/29/12	Feb-2012
18,391	Other	J Y LEGNER ASSOCIATES INC				3,775.19	506109	10153	PAYMENT OF INVOICE #10153--GHENT SO3 MITIGATION FOR WEEKS ENDING 1/22 AND 1/29/12	Feb-2012
18,392	Other	J Y LEGNER ASSOCIATES INC				3,293.66	506109	10153	PAYMENT OF INVOICE #10153--GHENT SO3 MITIGATION FOR WEEKS ENDING 1/22 AND 1/29/12	Feb-2012
18,393	Other	J Y LEGNER ASSOCIATES INC				3,221.32	506109	10153	PAYMENT OF INVOICE #10153--GHENT SO3 MITIGATION FOR WEEKS ENDING 1/22 AND 1/29/12	Feb-2012
18,394	Other	J Y LEGNER ASSOCIATES INC				3,150.09	506109	10153	PAYMENT OF INVOICE #10153--GHENT SO3 MITIGATION FOR WEEKS ENDING 1/22 AND 1/29/12	Feb-2012
18,395	Other	J Y LEGNER ASSOCIATES INC				14,509.23	511100	10155	PAYMENT OF INVOICE #10155--GHENT CY SAMPLING/CLEANING FOR THE WEEKS ENDING 1/22 AND 1/29/12	Feb-2012
18,396	Other	J Y LEGNER ASSOCIATES INC				9,193.43	501091	10155	PAYMENT OF INVOICE #10155--GHENT CY SAMPLING/CLEANING FOR THE WEEKS ENDING 1/22 AND 1/29/12	Feb-2012
18,397	Other	J Y LEGNER ASSOCIATES INC				1,287.20	511100	10155	PAYMENT OF INVOICE #10155--GHENT CY SAMPLING/CLEANING FOR THE WEEKS ENDING 1/22 AND 1/29/12	Feb-2012
18,398	Other	J Y LEGNER ASSOCIATES INC				3,172.56	501091	10207	Equipment operator for w/e 02/05/12 & 02/12/12	Feb-2012
18,399	Other	J Y LEGNER ASSOCIATES INC				2,184.22	511100	10207	Grounds/maintenance services for w/e 02/05/12 & 02/12/12	Feb-2012
18,400	Other	J Y LEGNER ASSOCIATES INC				23,836.42	501090	10208	GHENT COAL YARD OPS FOR THE WEEKS ENDING 1/25 AND 2/12/12	Feb-2012
18,401	Other	J Y LEGNER ASSOCIATES INC				3,284.07	506109	10209	GHENT SO3 MITIGATION FOR THE WEEKS ENDING 2/5 AND 2/12/12	Feb-2012
18,402	Other	J Y LEGNER ASSOCIATES INC				3,218.18	506109	10209	GHENT SO3 MITIGATION FOR THE WEEKS ENDING 2/5 AND 2/12/12	Feb-2012
18,403	Other	J Y LEGNER ASSOCIATES INC				3,167.59	506109	10209	GHENT SO3 MITIGATION FOR THE WEEKS ENDING 2/5 AND 2/12/12	Feb-2012
18,404	Other	J Y LEGNER ASSOCIATES INC				3,108.47	506109	10209	GHENT SO3 MITIGATION FOR THE WEEKS ENDING 2/5 AND 2/12/12	Feb-2012

KENTUCKY UTILITIES COMPANY
Case No. 2012- 00221
Analysis of Professional Services Expenses For the Test Year

(A)	(B)	(C)	(D)	(E)	(F)	(G)	(H)	(I)		
Line No.	Type	Vendor	Rate Case	Audit	Other	Total	Account	Invoice	Description	Period
18,405	Other	J Y LEGNER ASSOCIATES INC				14,561.95	511100	10211	GHENT CY SAMPLING/CLEANING FOR WEEKS ENDING 2/5 AND 2/12/12	Feb-2012
18,406	Other	J Y LEGNER ASSOCIATES INC				9,014.85	501091	10211	GHENT CY SAMPLING/CLEANING FOR WEEKS ENDING 2/5 AND 2/12/12	Feb-2012
18,407	Other	J Y LEGNER ASSOCIATES INC				1,287.20	511100	10211	GHENT CY SAMPLING/CLEANING FOR WEEKS ENDING 2/5 AND 2/12/12	Feb-2012
18,408	Other	J Y LEGNER ASSOCIATES INC				403.20	588100	10235	JY Legner Contractors - KU	Feb-2012
18,409	Other	J Y LEGNER ASSOCIATES INC				2,869.78	513100	10243	SUPPLEMENTAL OUTAGE SUPPORT (TED CALLIS) FOR THE INSTRUMENT SHOP FOR THE PERIOD 2/12 THRU 2/19/2012	Feb-2012
18,410	Other	J Y LEGNER ASSOCIATES INC				1,936.09	903003	10245	Technical Temporary Staffing Contract	Feb-2012
18,411	Other	J Y LEGNER ASSOCIATES INC				1,556.68	903003	10245	Technical Temporary Staffing Contract	Feb-2012
18,412	Other	J Y LEGNER ASSOCIATES INC				785.19	903003	10245	Technical Temporary Staffing Contract	Feb-2012
18,413	Other	J Y LEGNER ASSOCIATES INC				727.26	903003	10245	Technical Temporary Staffing Contract	Feb-2012
18,414	Other	J Y LEGNER ASSOCIATES INC				692.77	903003	10245	Technical Temporary Staffing Contract	Feb-2012
18,415	Other	J Y LEGNER ASSOCIATES INC				568.25	903003	10245	Technical Temporary Staffing Contract	Feb-2012
18,416	Other	J Y LEGNER ASSOCIATES INC				392.32	903003	10245	Technical Temporary Staffing Contract	Feb-2012
18,417	Other	J Y LEGNER ASSOCIATES INC				359.84	903003	10245	Technical Temporary Staffing Contract	Feb-2012
18,418	Other	J Y LEGNER ASSOCIATES INC				335.46	903003	10245	Technical Temporary Staffing Contract	Feb-2012
18,419	Other	J Y LEGNER ASSOCIATES INC				325.43	903003	10245	Technical Temporary Staffing Contract	Feb-2012
18,420	Other	J Y LEGNER ASSOCIATES INC				321.48	903003	10245	Technical Temporary Staffing Contract	Feb-2012
18,421	Other	J Y LEGNER ASSOCIATES INC				27.67	903003	10245	Technical Temporary Staffing Contract	Feb-2012
18,422	Other	J Y LEGNER ASSOCIATES INC				321.48	903003	10246	Technical Temporary Staffing Contract	Feb-2012
18,423	Other	J Y LEGNER ASSOCIATES INC				258.47	903003	10246	Technical Temporary Staffing Contract	Feb-2012
18,424	Other	J Y LEGNER ASSOCIATES INC				130.37	903003	10246	Technical Temporary Staffing Contract	Feb-2012
18,425	Other	J Y LEGNER ASSOCIATES INC				120.76	903003	10246	Technical Temporary Staffing Contract	Feb-2012
18,426	Other	J Y LEGNER ASSOCIATES INC				115.03	903003	10246	Technical Temporary Staffing Contract	Feb-2012
18,427	Other	J Y LEGNER ASSOCIATES INC				94.35	903003	10246	Technical Temporary Staffing Contract	Feb-2012
18,428	Other	J Y LEGNER ASSOCIATES INC				65.14	903003	10246	Technical Temporary Staffing Contract	Feb-2012
18,429	Other	J Y LEGNER ASSOCIATES INC				59.75	903003	10246	Technical Temporary Staffing Contract	Feb-2012
18,430	Other	J Y LEGNER ASSOCIATES INC				55.70	903003	10246	Technical Temporary Staffing Contract	Feb-2012
18,431	Other	J Y LEGNER ASSOCIATES INC				54.04	903003	10246	Technical Temporary Staffing Contract	Feb-2012
18,432	Other	J Y LEGNER ASSOCIATES INC				53.38	903003	10246	Technical Temporary Staffing Contract	Feb-2012
18,433	Other	J Y LEGNER ASSOCIATES INC				4.59	903003	10246	Technical Temporary Staffing Contract	Feb-2012
18,434	Other	J Y LEGNER ASSOCIATES INC				278.37	903003	10247	Technical Temporary Staffing Contract	Feb-2012
18,435	Other	J Y LEGNER ASSOCIATES INC				223.82	903003	10247	Technical Temporary Staffing Contract	Feb-2012
18,436	Other	J Y LEGNER ASSOCIATES INC				112.89	903003	10247	Technical Temporary Staffing Contract	Feb-2012
18,437	Other	J Y LEGNER ASSOCIATES INC				104.56	903003	10247	Technical Temporary Staffing Contract	Feb-2012
18,438	Other	J Y LEGNER ASSOCIATES INC				99.61	903003	10247	Technical Temporary Staffing Contract	Feb-2012
18,439	Other	J Y LEGNER ASSOCIATES INC				81.70	903003	10247	Technical Temporary Staffing Contract	Feb-2012
18,440	Other	J Y LEGNER ASSOCIATES INC				56.41	903003	10247	Technical Temporary Staffing Contract	Feb-2012
18,441	Other	J Y LEGNER ASSOCIATES INC				51.74	903003	10247	Technical Temporary Staffing Contract	Feb-2012
18,442	Other	J Y LEGNER ASSOCIATES INC				48.23	903003	10247	Technical Temporary Staffing Contract	Feb-2012
18,443	Other	J Y LEGNER ASSOCIATES INC				46.79	903003	10247	Technical Temporary Staffing Contract	Feb-2012
18,444	Other	J Y LEGNER ASSOCIATES INC				46.22	903003	10247	Technical Temporary Staffing Contract	Feb-2012
18,445	Other	J Y LEGNER ASSOCIATES INC				3.98	903003	10247	Technical Temporary Staffing Contract	Feb-2012
18,446	Other	J Y LEGNER ASSOCIATES INC				301.54	903003	10248	Technical Temporary Staffing Contract	Feb-2012
18,447	Other	J Y LEGNER ASSOCIATES INC				242.45	903003	10248	Technical Temporary Staffing Contract	Feb-2012
18,448	Other	J Y LEGNER ASSOCIATES INC				122.29	903003	10248	Technical Temporary Staffing Contract	Feb-2012
18,449	Other	J Y LEGNER ASSOCIATES INC				113.27	903003	10248	Technical Temporary Staffing Contract	Feb-2012
18,450	Other	J Y LEGNER ASSOCIATES INC				107.90	903003	10248	Technical Temporary Staffing Contract	Feb-2012
18,451	Other	J Y LEGNER ASSOCIATES INC				88.50	903003	10248	Technical Temporary Staffing Contract	Feb-2012
18,452	Other	J Y LEGNER ASSOCIATES INC				61.10	903003	10248	Technical Temporary Staffing Contract	Feb-2012
18,453	Other	J Y LEGNER ASSOCIATES INC				56.04	903003	10248	Technical Temporary Staffing Contract	Feb-2012
18,454	Other	J Y LEGNER ASSOCIATES INC				52.25	903003	10248	Technical Temporary Staffing Contract	Feb-2012
18,455	Other	J Y LEGNER ASSOCIATES INC				50.68	903003	10248	Technical Temporary Staffing Contract	Feb-2012
18,456	Other	J Y LEGNER ASSOCIATES INC				50.07	903003	10248	Technical Temporary Staffing Contract	Feb-2012
18,457	Other	J Y LEGNER ASSOCIATES INC				4.31	903003	10248	Technical Temporary Staffing Contract	Feb-2012
18,458	Other	J Y LEGNER ASSOCIATES INC				288.13	903003	10249	Technical Temporary Staffing Contract	Feb-2012
18,459	Other	J Y LEGNER ASSOCIATES INC				231.66	903003	10249	Technical Temporary Staffing Contract	Feb-2012
18,460	Other	J Y LEGNER ASSOCIATES INC				116.85	903003	10249	Technical Temporary Staffing Contract	Feb-2012
18,461	Other	J Y LEGNER ASSOCIATES INC				108.23	903003	10249	Technical Temporary Staffing Contract	Feb-2012
18,462	Other	J Y LEGNER ASSOCIATES INC				103.10	903003	10249	Technical Temporary Staffing Contract	Feb-2012
18,463	Other	J Y LEGNER ASSOCIATES INC				84.57	903003	10249	Technical Temporary Staffing Contract	Feb-2012

KENTUCKY UTILITIES COMPANY
Case No. 2012- 00221
Analysis of Professional Services Expenses For the Test Year

(A)	(B)	(C)	(D)	(E)	(F)	(G)	(H)	(I)		
Line No.	Type	Vendor	Rate Case	Audit	Other	Total	Account	Invoice	Description	Period
18,464	Other	J Y LEGNER ASSOCIATES INC				58.38	903003	10249	Technical Temporary Staffing Contract	Feb-2012
18,465	Other	J Y LEGNER ASSOCIATES INC				53.55	903003	10249	Technical Temporary Staffing Contract	Feb-2012
18,466	Other	J Y LEGNER ASSOCIATES INC				49.92	903003	10249	Technical Temporary Staffing Contract	Feb-2012
18,467	Other	J Y LEGNER ASSOCIATES INC				48.43	903003	10249	Technical Temporary Staffing Contract	Feb-2012
18,468	Other	J Y LEGNER ASSOCIATES INC				47.84	903003	10249	Technical Temporary Staffing Contract	Feb-2012
18,469	Other	J Y LEGNER ASSOCIATES INC				4.12	903003	10249	Technical Temporary Staffing Contract	Feb-2012
18,470	Other	J Y LEGNER ASSOCIATES INC				474.79	903003	10250	Technical Temporary Staffing Contract	Feb-2012
18,471	Other	J Y LEGNER ASSOCIATES INC				381.76	903003	10250	Technical Temporary Staffing Contract	Feb-2012
18,472	Other	J Y LEGNER ASSOCIATES INC				192.56	903003	10250	Technical Temporary Staffing Contract	Feb-2012
18,473	Other	J Y LEGNER ASSOCIATES INC				178.35	903003	10250	Technical Temporary Staffing Contract	Feb-2012
18,474	Other	J Y LEGNER ASSOCIATES INC				169.89	903003	10250	Technical Temporary Staffing Contract	Feb-2012
18,475	Other	J Y LEGNER ASSOCIATES INC				139.36	903003	10250	Technical Temporary Staffing Contract	Feb-2012
18,476	Other	J Y LEGNER ASSOCIATES INC				96.21	903003	10250	Technical Temporary Staffing Contract	Feb-2012
18,477	Other	J Y LEGNER ASSOCIATES INC				88.25	903003	10250	Technical Temporary Staffing Contract	Feb-2012
18,478	Other	J Y LEGNER ASSOCIATES INC				82.27	903003	10250	Technical Temporary Staffing Contract	Feb-2012
18,479	Other	J Y LEGNER ASSOCIATES INC				79.81	903003	10250	Technical Temporary Staffing Contract	Feb-2012
18,480	Other	J Y LEGNER ASSOCIATES INC				78.84	903003	10250	Technical Temporary Staffing Contract	Feb-2012
18,481	Other	J Y LEGNER ASSOCIATES INC				6.79	903003	10250	Technical Temporary Staffing Contract	Feb-2012
18,482	Other	J Y LEGNER ASSOCIATES INC				335.46	903003	10251	Technical Temporary Staffing Contract	Feb-2012
18,483	Other	J Y LEGNER ASSOCIATES INC				269.72	903003	10251	Technical Temporary Staffing Contract	Feb-2012
18,484	Other	J Y LEGNER ASSOCIATES INC				136.05	903003	10251	Technical Temporary Staffing Contract	Feb-2012
18,485	Other	J Y LEGNER ASSOCIATES INC				126.01	903003	10251	Technical Temporary Staffing Contract	Feb-2012
18,486	Other	J Y LEGNER ASSOCIATES INC				120.03	903003	10251	Technical Temporary Staffing Contract	Feb-2012
18,487	Other	J Y LEGNER ASSOCIATES INC				98.46	903003	10251	Technical Temporary Staffing Contract	Feb-2012
18,488	Other	J Y LEGNER ASSOCIATES INC				67.98	903003	10251	Technical Temporary Staffing Contract	Feb-2012
18,489	Other	J Y LEGNER ASSOCIATES INC				62.35	903003	10251	Technical Temporary Staffing Contract	Feb-2012
18,490	Other	J Y LEGNER ASSOCIATES INC				58.12	903003	10251	Technical Temporary Staffing Contract	Feb-2012
18,491	Other	J Y LEGNER ASSOCIATES INC				56.39	903003	10251	Technical Temporary Staffing Contract	Feb-2012
18,492	Other	J Y LEGNER ASSOCIATES INC				55.70	903003	10251	Technical Temporary Staffing Contract	Feb-2012
18,493	Other	J Y LEGNER ASSOCIATES INC				4.79	903003	10251	Technical Temporary Staffing Contract	Feb-2012
18,494	Other	J Y LEGNER ASSOCIATES INC				27.69	903003	10252	Technical Temporary Staffing Contract	Feb-2012
18,495	Other	J Y LEGNER ASSOCIATES INC				22.25	903003	10252	Technical Temporary Staffing Contract	Feb-2012
18,496	Other	J Y LEGNER ASSOCIATES INC				11.22	903003	10252	Technical Temporary Staffing Contract	Feb-2012
18,497	Other	J Y LEGNER ASSOCIATES INC				10.39	903003	10252	Technical Temporary Staffing Contract	Feb-2012
18,498	Other	J Y LEGNER ASSOCIATES INC				9.90	903003	10252	Technical Temporary Staffing Contract	Feb-2012
18,499	Other	J Y LEGNER ASSOCIATES INC				8.12	903003	10252	Technical Temporary Staffing Contract	Feb-2012
18,500	Other	J Y LEGNER ASSOCIATES INC				5.61	903003	10252	Technical Temporary Staffing Contract	Feb-2012
18,501	Other	J Y LEGNER ASSOCIATES INC				5.14	903003	10252	Technical Temporary Staffing Contract	Feb-2012
18,502	Other	J Y LEGNER ASSOCIATES INC				4.79	903003	10252	Technical Temporary Staffing Contract	Feb-2012
18,503	Other	J Y LEGNER ASSOCIATES INC				4.65	903003	10252	Technical Temporary Staffing Contract	Feb-2012
18,504	Other	J Y LEGNER ASSOCIATES INC				4.59	903003	10252	Technical Temporary Staffing Contract	Feb-2012
18,505	Other	J Y LEGNER ASSOCIATES INC				0.40	903003	10252	Technical Temporary Staffing Contract	Feb-2012
18,506	Other	J Y LEGNER ASSOCIATES INC				478.98	903003	10253	Technical Temporary Staffing Contract	Feb-2012
18,507	Other	J Y LEGNER ASSOCIATES INC				385.12	903003	10253	Technical Temporary Staffing Contract	Feb-2012
18,508	Other	J Y LEGNER ASSOCIATES INC				194.25	903003	10253	Technical Temporary Staffing Contract	Feb-2012
18,509	Other	J Y LEGNER ASSOCIATES INC				179.92	903003	10253	Technical Temporary Staffing Contract	Feb-2012
18,510	Other	J Y LEGNER ASSOCIATES INC				171.39	903003	10253	Technical Temporary Staffing Contract	Feb-2012
18,511	Other	J Y LEGNER ASSOCIATES INC				140.58	903003	10253	Technical Temporary Staffing Contract	Feb-2012
18,512	Other	J Y LEGNER ASSOCIATES INC				97.06	903003	10253	Technical Temporary Staffing Contract	Feb-2012
18,513	Other	J Y LEGNER ASSOCIATES INC				89.02	903003	10253	Technical Temporary Staffing Contract	Feb-2012
18,514	Other	J Y LEGNER ASSOCIATES INC				82.99	903003	10253	Technical Temporary Staffing Contract	Feb-2012
18,515	Other	J Y LEGNER ASSOCIATES INC				80.51	903003	10253	Technical Temporary Staffing Contract	Feb-2012
18,516	Other	J Y LEGNER ASSOCIATES INC				79.53	903003	10253	Technical Temporary Staffing Contract	Feb-2012
18,517	Other	J Y LEGNER ASSOCIATES INC				6.85	903003	10253	Technical Temporary Staffing Contract	Feb-2012
18,518	Other	J Y LEGNER ASSOCIATES INC				359.84	903003	10254	Technical Temporary Staffing Contract	Feb-2012
18,519	Other	J Y LEGNER ASSOCIATES INC				289.32	903003	10254	Technical Temporary Staffing Contract	Feb-2012
18,520	Other	J Y LEGNER ASSOCIATES INC				145.93	903003	10254	Technical Temporary Staffing Contract	Feb-2012
18,521	Other	J Y LEGNER ASSOCIATES INC				135.17	903003	10254	Technical Temporary Staffing Contract	Feb-2012
18,522	Other	J Y LEGNER ASSOCIATES INC				128.76	903003	10254	Technical Temporary Staffing Contract	Feb-2012
18,523	Other	J Y LEGNER ASSOCIATES INC				105.61	903003	10254	Technical Temporary Staffing Contract	Feb-2012

KENTUCKY UTILITIES COMPANY
Case No. 2012- 00221
Analysis of Professional Services Expenses For the Test Year

(A)	(B)	(C)	(D)	(E)	(F)	(G)	(H)	(I)		
Line No.	Type	Vendor	Rate Case	Audit	Other	Total	Account	Invoice	Description	Period
18,524	Other	J Y LEGNER ASSOCIATES INC				72.91	903003	10254	Technical Temporary Staffing Contract	Feb-2012
18,525	Other	J Y LEGNER ASSOCIATES INC				66.88	903003	10254	Technical Temporary Staffing Contract	Feb-2012
18,526	Other	J Y LEGNER ASSOCIATES INC				62.35	903003	10254	Technical Temporary Staffing Contract	Feb-2012
18,527	Other	J Y LEGNER ASSOCIATES INC				60.48	903003	10254	Technical Temporary Staffing Contract	Feb-2012
18,528	Other	J Y LEGNER ASSOCIATES INC				59.75	903003	10254	Technical Temporary Staffing Contract	Feb-2012
18,529	Other	J Y LEGNER ASSOCIATES INC				5.14	903003	10254	Technical Temporary Staffing Contract	Feb-2012
18,530	Other	J Y LEGNER ASSOCIATES INC				248.26	903003	10255	Technical Temporary Staffing Contract	Feb-2012
18,531	Other	J Y LEGNER ASSOCIATES INC				199.62	903003	10255	Technical Temporary Staffing Contract	Feb-2012
18,532	Other	J Y LEGNER ASSOCIATES INC				100.69	903003	10255	Technical Temporary Staffing Contract	Feb-2012
18,533	Other	J Y LEGNER ASSOCIATES INC				93.26	903003	10255	Technical Temporary Staffing Contract	Feb-2012
18,534	Other	J Y LEGNER ASSOCIATES INC				88.84	903003	10255	Technical Temporary Staffing Contract	Feb-2012
18,535	Other	J Y LEGNER ASSOCIATES INC				72.87	903003	10255	Technical Temporary Staffing Contract	Feb-2012
18,536	Other	J Y LEGNER ASSOCIATES INC				50.31	903003	10255	Technical Temporary Staffing Contract	Feb-2012
18,537	Other	J Y LEGNER ASSOCIATES INC				46.14	903003	10255	Technical Temporary Staffing Contract	Feb-2012
18,538	Other	J Y LEGNER ASSOCIATES INC				43.02	903003	10255	Technical Temporary Staffing Contract	Feb-2012
18,539	Other	J Y LEGNER ASSOCIATES INC				41.73	903003	10255	Technical Temporary Staffing Contract	Feb-2012
18,540	Other	J Y LEGNER ASSOCIATES INC				41.22	903003	10255	Technical Temporary Staffing Contract	Feb-2012
18,541	Other	J Y LEGNER ASSOCIATES INC				3.55	903003	10255	Technical Temporary Staffing Contract	Feb-2012
18,542	Other	J Y LEGNER ASSOCIATES INC				113.95	903003	10256	Technical Temporary Staffing Contract	Feb-2012
18,543	Other	J Y LEGNER ASSOCIATES INC				91.62	903003	10256	Technical Temporary Staffing Contract	Feb-2012
18,544	Other	J Y LEGNER ASSOCIATES INC				46.21	903003	10256	Technical Temporary Staffing Contract	Feb-2012
18,545	Other	J Y LEGNER ASSOCIATES INC				42.80	903003	10256	Technical Temporary Staffing Contract	Feb-2012
18,546	Other	J Y LEGNER ASSOCIATES INC				40.77	903003	10256	Technical Temporary Staffing Contract	Feb-2012
18,547	Other	J Y LEGNER ASSOCIATES INC				33.44	903003	10256	Technical Temporary Staffing Contract	Feb-2012
18,548	Other	J Y LEGNER ASSOCIATES INC				23.09	903003	10256	Technical Temporary Staffing Contract	Feb-2012
18,549	Other	J Y LEGNER ASSOCIATES INC				21.18	903003	10256	Technical Temporary Staffing Contract	Feb-2012
18,550	Other	J Y LEGNER ASSOCIATES INC				19.74	903003	10256	Technical Temporary Staffing Contract	Feb-2012
18,551	Other	J Y LEGNER ASSOCIATES INC				19.15	903003	10256	Technical Temporary Staffing Contract	Feb-2012
18,552	Other	J Y LEGNER ASSOCIATES INC				18.92	903003	10256	Technical Temporary Staffing Contract	Feb-2012
18,553	Other	J Y LEGNER ASSOCIATES INC				1.63	903003	10256	Technical Temporary Staffing Contract	Feb-2012
18,554	Other	J Y LEGNER ASSOCIATES INC				310.37	903003	10257	Technical Temporary Staffing Contract	Feb-2012
18,555	Other	J Y LEGNER ASSOCIATES INC				249.55	903003	10257	Technical Temporary Staffing Contract	Feb-2012
18,556	Other	J Y LEGNER ASSOCIATES INC				125.87	903003	10257	Technical Temporary Staffing Contract	Feb-2012
18,557	Other	J Y LEGNER ASSOCIATES INC				116.59	903003	10257	Technical Temporary Staffing Contract	Feb-2012
18,558	Other	J Y LEGNER ASSOCIATES INC				111.06	903003	10257	Technical Temporary Staffing Contract	Feb-2012
18,559	Other	J Y LEGNER ASSOCIATES INC				91.10	903003	10257	Technical Temporary Staffing Contract	Feb-2012
18,560	Other	J Y LEGNER ASSOCIATES INC				62.89	903003	10257	Technical Temporary Staffing Contract	Feb-2012
18,561	Other	J Y LEGNER ASSOCIATES INC				57.69	903003	10257	Technical Temporary Staffing Contract	Feb-2012
18,562	Other	J Y LEGNER ASSOCIATES INC				53.78	903003	10257	Technical Temporary Staffing Contract	Feb-2012
18,563	Other	J Y LEGNER ASSOCIATES INC				52.17	903003	10257	Technical Temporary Staffing Contract	Feb-2012
18,564	Other	J Y LEGNER ASSOCIATES INC				51.54	903003	10257	Technical Temporary Staffing Contract	Feb-2012
18,565	Other	J Y LEGNER ASSOCIATES INC				4.44	903003	10257	Technical Temporary Staffing Contract	Feb-2012
18,566	Other	J Y LEGNER ASSOCIATES INC				661.18	903003	10258	Technical Temporary Staffing Contract	Feb-2012
18,567	Other	J Y LEGNER ASSOCIATES INC				531.61	903003	10258	Technical Temporary Staffing Contract	Feb-2012
18,568	Other	J Y LEGNER ASSOCIATES INC				268.14	903003	10258	Technical Temporary Staffing Contract	Feb-2012
18,569	Other	J Y LEGNER ASSOCIATES INC				248.36	903003	10258	Technical Temporary Staffing Contract	Feb-2012
18,570	Other	J Y LEGNER ASSOCIATES INC				236.58	903003	10258	Technical Temporary Staffing Contract	Feb-2012
18,571	Other	J Y LEGNER ASSOCIATES INC				194.06	903003	10258	Technical Temporary Staffing Contract	Feb-2012
18,572	Other	J Y LEGNER ASSOCIATES INC				133.98	903003	10258	Technical Temporary Staffing Contract	Feb-2012
18,573	Other	J Y LEGNER ASSOCIATES INC				122.88	903003	10258	Technical Temporary Staffing Contract	Feb-2012
18,574	Other	J Y LEGNER ASSOCIATES INC				114.56	903003	10258	Technical Temporary Staffing Contract	Feb-2012
18,575	Other	J Y LEGNER ASSOCIATES INC				111.13	903003	10258	Technical Temporary Staffing Contract	Feb-2012
18,576	Other	J Y LEGNER ASSOCIATES INC				109.78	903003	10258	Technical Temporary Staffing Contract	Feb-2012
18,577	Other	J Y LEGNER ASSOCIATES INC				9.45	903003	10258	Technical Temporary Staffing Contract	Feb-2012
18,578	Other	J Y LEGNER ASSOCIATES INC				325.44	903003	10261	Technical Temporary Staffing Contract	Feb-2012
18,579	Other	J Y LEGNER ASSOCIATES INC				261.65	903003	10261	Technical Temporary Staffing Contract	Feb-2012
18,580	Other	J Y LEGNER ASSOCIATES INC				131.98	903003	10261	Technical Temporary Staffing Contract	Feb-2012
18,581	Other	J Y LEGNER ASSOCIATES INC				122.24	903003	10261	Technical Temporary Staffing Contract	Feb-2012
18,582	Other	J Y LEGNER ASSOCIATES INC				116.44	903003	10261	Technical Temporary Staffing Contract	Feb-2012
18,583	Other	J Y LEGNER ASSOCIATES INC				95.51	903003	10261	Technical Temporary Staffing Contract	Feb-2012

KENTUCKY UTILITIES COMPANY
Case No. 2012- 00221
Analysis of Professional Services Expenses For the Test Year

(A)	(B)	(C)	(D)	(E)	(F)	(G)	(H)	(I)		
Line No.	Type	Vendor	Rate Case	Audit	Other	Total	Account	Invoice	Description	Period
18,584	Other	J Y LEGNER ASSOCIATES INC				65.94	903003	10261	Technical Temporary Staffing Contract	Feb-2012
18,585	Other	J Y LEGNER ASSOCIATES INC				60.48	903003	10261	Technical Temporary Staffing Contract	Feb-2012
18,586	Other	J Y LEGNER ASSOCIATES INC				56.39	903003	10261	Technical Temporary Staffing Contract	Feb-2012
18,587	Other	J Y LEGNER ASSOCIATES INC				54.70	903003	10261	Technical Temporary Staffing Contract	Feb-2012
18,588	Other	J Y LEGNER ASSOCIATES INC				54.04	903003	10261	Technical Temporary Staffing Contract	Feb-2012
18,589	Other	J Y LEGNER ASSOCIATES INC				4.65	903003	10261	Technical Temporary Staffing Contract	Feb-2012
18,590	Other	J Y LEGNER ASSOCIATES INC				305.83	903003	10262	Technical Temporary Staffing Contract	Feb-2012
18,591	Other	J Y LEGNER ASSOCIATES INC				245.89	903003	10262	Technical Temporary Staffing Contract	Feb-2012
18,592	Other	J Y LEGNER ASSOCIATES INC				124.03	903003	10262	Technical Temporary Staffing Contract	Feb-2012
18,593	Other	J Y LEGNER ASSOCIATES INC				114.88	903003	10262	Technical Temporary Staffing Contract	Feb-2012
18,594	Other	J Y LEGNER ASSOCIATES INC				109.43	903003	10262	Technical Temporary Staffing Contract	Feb-2012
18,595	Other	J Y LEGNER ASSOCIATES INC				89.76	903003	10262	Technical Temporary Staffing Contract	Feb-2012
18,596	Other	J Y LEGNER ASSOCIATES INC				61.97	903003	10262	Technical Temporary Staffing Contract	Feb-2012
18,597	Other	J Y LEGNER ASSOCIATES INC				56.84	903003	10262	Technical Temporary Staffing Contract	Feb-2012
18,598	Other	J Y LEGNER ASSOCIATES INC				52.99	903003	10262	Technical Temporary Staffing Contract	Feb-2012
18,599	Other	J Y LEGNER ASSOCIATES INC				51.41	903003	10262	Technical Temporary Staffing Contract	Feb-2012
18,600	Other	J Y LEGNER ASSOCIATES INC				50.78	903003	10262	Technical Temporary Staffing Contract	Feb-2012
18,601	Other	J Y LEGNER ASSOCIATES INC				4.37	903003	10262	Technical Temporary Staffing Contract	Feb-2012
18,602	Other	J Y LEGNER ASSOCIATES INC				568.25	903003	10263	Technical Temporary Staffing Contract	Feb-2012
18,603	Other	J Y LEGNER ASSOCIATES INC				456.89	903003	10263	Technical Temporary Staffing Contract	Feb-2012
18,604	Other	J Y LEGNER ASSOCIATES INC				230.45	903003	10263	Technical Temporary Staffing Contract	Feb-2012
18,605	Other	J Y LEGNER ASSOCIATES INC				213.45	903003	10263	Technical Temporary Staffing Contract	Feb-2012
18,606	Other	J Y LEGNER ASSOCIATES INC				203.33	903003	10263	Technical Temporary Staffing Contract	Feb-2012
18,607	Other	J Y LEGNER ASSOCIATES INC				166.78	903003	10263	Technical Temporary Staffing Contract	Feb-2012
18,608	Other	J Y LEGNER ASSOCIATES INC				115.15	903003	10263	Technical Temporary Staffing Contract	Feb-2012
18,609	Other	J Y LEGNER ASSOCIATES INC				105.61	903003	10263	Technical Temporary Staffing Contract	Feb-2012
18,610	Other	J Y LEGNER ASSOCIATES INC				98.46	903003	10263	Technical Temporary Staffing Contract	Feb-2012
18,611	Other	J Y LEGNER ASSOCIATES INC				95.51	903003	10263	Technical Temporary Staffing Contract	Feb-2012
18,612	Other	J Y LEGNER ASSOCIATES INC				94.35	903003	10263	Technical Temporary Staffing Contract	Feb-2012
18,613	Other	J Y LEGNER ASSOCIATES INC				8.12	903003	10263	Technical Temporary Staffing Contract	Feb-2012
18,614	Other	J Y LEGNER ASSOCIATES INC				6,548.03	588100	10264	JY Legner Contractors - KU	Feb-2012
18,615	Other	J Y LEGNER ASSOCIATES INC				281.67	903003	10266	Technical Temporary Staffing Contract	Feb-2012
18,616	Other	J Y LEGNER ASSOCIATES INC				226.47	903003	10266	Technical Temporary Staffing Contract	Feb-2012
18,617	Other	J Y LEGNER ASSOCIATES INC				114.23	903003	10266	Technical Temporary Staffing Contract	Feb-2012
18,618	Other	J Y LEGNER ASSOCIATES INC				105.80	903003	10266	Technical Temporary Staffing Contract	Feb-2012
18,619	Other	J Y LEGNER ASSOCIATES INC				100.79	903003	10266	Technical Temporary Staffing Contract	Feb-2012
18,620	Other	J Y LEGNER ASSOCIATES INC				82.67	903003	10266	Technical Temporary Staffing Contract	Feb-2012
18,621	Other	J Y LEGNER ASSOCIATES INC				57.07	903003	10266	Technical Temporary Staffing Contract	Feb-2012
18,622	Other	J Y LEGNER ASSOCIATES INC				52.35	903003	10266	Technical Temporary Staffing Contract	Feb-2012
18,623	Other	J Y LEGNER ASSOCIATES INC				48.80	903003	10266	Technical Temporary Staffing Contract	Feb-2012
18,624	Other	J Y LEGNER ASSOCIATES INC				47.34	903003	10266	Technical Temporary Staffing Contract	Feb-2012
18,625	Other	J Y LEGNER ASSOCIATES INC				46.77	903003	10266	Technical Temporary Staffing Contract	Feb-2012
18,626	Other	J Y LEGNER ASSOCIATES INC				4.03	903003	10266	Technical Temporary Staffing Contract	Feb-2012
18,627	Other	J Y LEGNER ASSOCIATES INC				411.09	903003	10267	Technical Temporary Staffing Contract	Feb-2012
18,628	Other	J Y LEGNER ASSOCIATES INC				330.54	903003	10267	Technical Temporary Staffing Contract	Feb-2012
18,629	Other	J Y LEGNER ASSOCIATES INC				166.72	903003	10267	Technical Temporary Staffing Contract	Feb-2012
18,630	Other	J Y LEGNER ASSOCIATES INC				154.42	903003	10267	Technical Temporary Staffing Contract	Feb-2012
18,631	Other	J Y LEGNER ASSOCIATES INC				147.10	903003	10267	Technical Temporary Staffing Contract	Feb-2012
18,632	Other	J Y LEGNER ASSOCIATES INC				120.66	903003	10267	Technical Temporary Staffing Contract	Feb-2012
18,633	Other	J Y LEGNER ASSOCIATES INC				83.30	903003	10267	Technical Temporary Staffing Contract	Feb-2012
18,634	Other	J Y LEGNER ASSOCIATES INC				76.41	903003	10267	Technical Temporary Staffing Contract	Feb-2012
18,635	Other	J Y LEGNER ASSOCIATES INC				71.23	903003	10267	Technical Temporary Staffing Contract	Feb-2012
18,636	Other	J Y LEGNER ASSOCIATES INC				69.10	903003	10267	Technical Temporary Staffing Contract	Feb-2012
18,637	Other	J Y LEGNER ASSOCIATES INC				68.26	903003	10267	Technical Temporary Staffing Contract	Feb-2012
18,638	Other	J Y LEGNER ASSOCIATES INC				5.88	903003	10267	Technical Temporary Staffing Contract	Feb-2012
18,639	Other	J Y LEGNER ASSOCIATES INC				1,707.94	588100	10270	JY Legner Contractors - KU Lights	Feb-2012
18,640	Other	J Y LEGNER ASSOCIATES INC				852.77	500900	10297	Technical Temporary Staffing Contract to pay invoice 10297	Feb-2012
18,641	Other	J Y LEGNER ASSOCIATES INC				945.82	510100	10298	JY LEGNER: VAUGHN: Drafting Contract Services Invoice 10298 (w/e 1/29, 2/5, 2/12, 2/19, Dasaro, Grider, Groves, Mellado, Spears, Wheeler)	MAR-2012

KENTUCKY UTILITIES COMPANY
Case No. 2012- 00221
Analysis of Professional Services Expenses For the Test Year

(A)	(B)	(C)	(D)	(E)	(F)	(G)	(H)	(I)		
Line No.	Type	Vendor	Rate Case	Audit	Other	Total	Account	Invoice	Description	Period
18,642	Other	J Y LEGNER ASSOCIATES INC				663.53	510100	10298	JY LEGNER: VAUGHN: Drafting Contract Services Invoice 10298 (w/e 1/29, 2/5, 2/12, 2/19, Dasaro, Grider, Groves, Mellado, Spears, Wheeler)	MAR-2012
18,643	Other	J Y LEGNER ASSOCIATES INC				379.90	510100	10298	JY LEGNER: VAUGHN: Drafting Contract Services Invoice 10298 (w/e 1/29, 2/5, 2/12, 2/19, Dasaro, Grider, Groves, Mellado, Spears, Wheeler)	MAR-2012
18,644	Other	J Y LEGNER ASSOCIATES INC				360.41	510100	10298	JY LEGNER: VAUGHN: Drafting Contract Services Invoice 10298 (w/e 1/29, 2/5, 2/12, 2/19, Dasaro, Grider, Groves, Mellado, Spears, Wheeler)	MAR-2012
18,645	Other	J Y LEGNER ASSOCIATES INC				182.70	510100	10298	JY LEGNER: VAUGHN: Drafting Contract Services Invoice 10298 (w/e 1/29, 2/5, 2/12, 2/19, Dasaro, Grider, Groves, Mellado, Spears, Wheeler)	MAR-2012
18,646	Other	J Y LEGNER ASSOCIATES INC				166.11	510100	10298	JY LEGNER: VAUGHN: Drafting Contract Services Invoice 10298 (w/e 1/29, 2/5, 2/12, 2/19, Dasaro, Grider, Groves, Mellado, Spears, Wheeler)	MAR-2012
18,647	Other	J Y LEGNER ASSOCIATES INC				104.80	510100	10298	JY LEGNER: VAUGHN: Drafting Contract Services Invoice 10298 (w/e 1/29, 2/5, 2/12, 2/19, Dasaro, Grider, Groves, Mellado, Spears, Wheeler)	MAR-2012
18,648	Other	J Y LEGNER ASSOCIATES INC				92.11	510100	10298	JY LEGNER: VAUGHN: Drafting Contract Services Invoice 10298 (w/e 1/29, 2/5, 2/12, 2/19, Dasaro, Grider, Groves, Mellado, Spears, Wheeler)	MAR-2012
18,649	Other	J Y LEGNER ASSOCIATES INC				36.54	500900	10298	JY LEGNER: VAUGHN: Drafting Contract Services Invoice 10298 (w/e 1/29, 2/5, 2/12, 2/19, Dasaro, Grider, Groves, Mellado, Spears, Wheeler)	MAR-2012
18,650	Other	J Y LEGNER ASSOCIATES INC				1,036.15	923900	10316	Technical Temporary Staffing as a result of Bid Process - Larry Kopple invoice 10316	Feb-2012
18,651	Other	J Y LEGNER ASSOCIATES INC				2,852.96	501091	10384	Equipment operator -- w/e 02/19/12 & 02/26/12	MAR-2012
18,652	Other	J Y LEGNER ASSOCIATES INC				2,264.67	511100	10384	Janitorial service & coal cleaner -- w/e 02/19/12 & 02/26/12	MAR-2012
18,653	Other	J Y LEGNER ASSOCIATES INC				24,987.28	501090	10385	PAYMENT OF INVOICE #10385--GHENT COAL YARD OPERATORS FOR THE WEEKS ENDING 2/19 AND 2/26/12	MAR-2012
18,654	Other	J Y LEGNER ASSOCIATES INC				761.26	512100	10385	PAYMENT OF INVOICE #10385--GHENT COAL YARD OPERATORS FOR THE WEEKS ENDING 2/19 AND 2/26/12	MAR-2012
18,655	Other	J Y LEGNER ASSOCIATES INC				632.80	513100	10385	PAYMENT OF INVOICE #10385--GHENT COAL YARD OPERATORS FOR THE WEEKS ENDING 2/19 AND 2/26/12	MAR-2012
18,656	Other	J Y LEGNER ASSOCIATES INC				179.12	512100	10385	PAYMENT OF INVOICE #10385--GHENT COAL YARD OPERATORS FOR THE WEEKS ENDING 2/19 AND 2/26/12	MAR-2012
18,657	Other	J Y LEGNER ASSOCIATES INC				126.56	512100	10385	PAYMENT OF INVOICE #10385--GHENT COAL YARD OPERATORS FOR THE WEEKS ENDING 2/19 AND 2/26/12	MAR-2012
18,658	Other	J Y LEGNER ASSOCIATES INC				3,441.99	506109	10386	PAYMENT OF INVOICE #10386--GHENT SO3 MITIGATION FOR THE WEEKS ENDING 2/19 AND 2/26/12	MAR-2012
18,659	Other	J Y LEGNER ASSOCIATES INC				3,190.95	506109	10386	PAYMENT OF INVOICE #10386--GHENT SO3 MITIGATION FOR THE WEEKS ENDING 2/19 AND 2/26/12	MAR-2012
18,660	Other	J Y LEGNER ASSOCIATES INC				3,186.33	506109	10386	PAYMENT OF INVOICE #10386--GHENT SO3 MITIGATION FOR THE WEEKS ENDING 2/19 AND 2/26/12	MAR-2012
18,661	Other	J Y LEGNER ASSOCIATES INC				3,054.83	506109	10386	PAYMENT OF INVOICE #10386--GHENT SO3 MITIGATION FOR THE WEEKS ENDING 2/19 AND 2/26/12	MAR-2012
18,662	Other	J Y LEGNER ASSOCIATES INC				16,737.69	511100	10388	GHENT COAL SAMPLING AND CLEANING OR THE WEEKS ENDING 2/19 AND 2/26/12	MAR-2012
18,663	Other	J Y LEGNER ASSOCIATES INC				9,368.11	501091	10388	GHENT COAL SAMPLING AND CLEANING OR THE WEEKS ENDING 2/19 AND 2/26/12	MAR-2012
18,664	Other	J Y LEGNER ASSOCIATES INC				1,469.36	511100	10388	GHENT COAL SAMPLING AND CLEANING OR THE WEEKS ENDING 2/19 AND 2/26/12	MAR-2012
18,665	Other	J Y LEGNER ASSOCIATES INC				275.12	501090	10411	PAYMENT OF INVOICE #10411--GHENT COAL YARD OPERATORS CORRECTIONS FOR THE WEEKS ENDING 10/24 AND 10/31/10	MAR-2012
18,666	Other	J Y LEGNER ASSOCIATES INC				103.30	506109	10412	PAYMENT OF INVOICE #10412--SO3 MITIGATION LABOR RATE CORRECTION WEEK ENDING 10/10 AND 10/24/12	MAR-2012
18,667	Other	J Y LEGNER ASSOCIATES INC				82.64	506109	10413	PAYMENT OF INVOICE #10413--SO3 MITIGATION WEEK ENDING 10/10/10	MAR-2012
18,668	Other	J Y LEGNER ASSOCIATES INC				69.52	501091	10414	PAYMENT OF INVOICE #10414--GHENT COAL YARD CORRECTION FOR WEEK ENDING 10/17/10	MAR-2012
18,669	Other	J Y LEGNER ASSOCIATES INC				347.56	501090	10415	PAYMENT OF INVOICE #10415--GHENT COAL YARD OPERATOR CORRECTIONS FOR THE WEEKS ENDING 11/7 AND 11/28/10	MAR-2012
18,670	Other	J Y LEGNER ASSOCIATES INC				82.64	506109	10416	PAYMENT OF INVOICE #10416--GHENT SO3 CORRECTION FOR THE WEEK ENDING 11/14/10	MAR-2012
18,671	Other	J Y LEGNER ASSOCIATES INC				543.13	501091	10418	PAYMENT OF INVOICE #10418--GHENT COAL SAMPLERS CORRECTION FOR THE WEEKS ENDING 11/7 AND 11/28/10	MAR-2012
18,672	Other	J Y LEGNER ASSOCIATES INC				173.76	501090	10419	PAYMENT OF INVOICE #10419--GHENT COAL YARD OPERATOR CORRECTION FOR THE WEEK ENDING 12/5 THRU 12/12/10	MAR-2012

KENTUCKY UTILITIES COMPANY
Case No. 2012- 00221
Analysis of Professional Services Expenses For the Test Year

(A)	(B)	(C)	(D)	(E)	(F)	(G)	(H)	(I)		
Line No.	Type	Vendor	Rate Case	Audit	Other	Total	Account	Invoice	Description	Period
18,673	Other	J Y LEGNER ASSOCIATES INC				41.32	506109	10420	PAYMENT OF INVOICE #10420--GHENT SO3 CORRECTION FOR THE WEEKS ENDING 12/5/10	MAR-2012
18,674	Other	J Y LEGNER ASSOCIATES INC				230.40	501091	10422	PAYMENT OF INVOICE #10422--GHENT COAL YARD SAMPLERS CORRECTION FOR THE WEEK ENDING 12/26/10	MAR-2012
18,675	Other	J Y LEGNER ASSOCIATES INC				768.06	566900	10427	Technical Temporary Staffing	MAR-2012
18,676	Other	J Y LEGNER ASSOCIATES INC				347.52	501090	10442	PAYMENT OF INVOICE #10442--GHENT COAL YARD OPERATORS FOR THE WEEKS ENDING 1/2 AND 1/9/11	MAR-2012
18,677	Other	J Y LEGNER ASSOCIATES INC				58.63	506109	10443	PAYMENT OF INVOICE #10443--SO3 MITIGATION WEEK ENDING 1/9/11	MAR-2012
18,678	Other	J Y LEGNER ASSOCIATES INC				423.28	501091	10444	PAYMENT OF INVOICE #10444--GHENT COAL YARD SAMPLERS FOR THE WEEK ENDING 1/2/11	MAR-2012
18,679	Other	J Y LEGNER ASSOCIATES INC				57.92	501090	10445	PAYMENT OF INVOICE #10445--RETRO PAY FOR GHENT COAL YARD OPERATOR WEEK ENDING 2/13/11	MAR-2012
18,680	Other	J Y LEGNER ASSOCIATES INC				165.28	506109	10446	PAYMENT OF INVOICE #10446--RETRO PAY FOR GHENT SO 3 MITIGATION WEEK ENDING 2/6/11	MAR-2012
18,681	Other	J Y LEGNER ASSOCIATES INC				115.84	501090	10447	PAYMENT OF INVOICE #10447--GHENT COAL YARD OPERATORS	MAR-2012
18,682	Other	J Y LEGNER ASSOCIATES INC				41.32	506109	10448	PAYMENT OF INVOICE #10448--SO3 MITIGATION FOR THE WEEK ENDING 3/13/11	MAR-2012
18,683	Other	J Y LEGNER ASSOCIATES INC				82.64	506109	10450	PAYMENT OF INVOICE #10450--GHENT SO3 MITIGATION FOR THE WEEK ENDING 4/24/11	MAR-2012
18,684	Other	J Y LEGNER ASSOCIATES INC				82.64	506109	10451	PAYMENT OF INVOICE #10451--RETRO PAY FOR GHENT SO3 MITIGATION WEEK ENDING 5/8/11	MAR-2012
18,685	Other	J Y LEGNER ASSOCIATES INC				173.76	501090	10452	PAYMENT OF INVOICE #10452--GHENT COAL YARD OPERATOR FOR WEEKS ENDING 6/12 AND 6/19/11	MAR-2012
18,686	Other	J Y LEGNER ASSOCIATES INC				129.94	501091	10454	PAYMENT OF INVOICE #10454--RETRO PAY FOR GHENT COAL YARD SAMPLERS FOR THE WEEK ENDING 6/5/11	MAR-2012
18,687	Other	J Y LEGNER ASSOCIATES INC				127.20	501091	10455	Correction of Greg Ekstam's time for w/e 07/10/11	MAR-2012
18,688	Other	J Y LEGNER ASSOCIATES INC				202.72	501090	10456	PAYMENT OF INVOICE #10456--GHENT COAL YARD OPERATOR FOR WEEKS ENDING 7/10 AND 7/17/11	MAR-2012
18,689	Other	J Y LEGNER ASSOCIATES INC				82.64	506109	10457	PAYMENT OF INVOICE #10457--SO3 MITIGATION FOR THE WEEK ENDING 7/3/11	MAR-2012
18,690	Other	J Y LEGNER ASSOCIATES INC				174.16	501091	10459	PAYMENT OF INVOICE #10459--GHENT COAL YARD SAMPLERS FOR WEEK ENDING 7/10/11	MAR-2012
18,691	Other	J Y LEGNER ASSOCIATES INC				58.96	501091	10460	PAYMENT OF INVOICE #10460--GHENT COAL YARD SAMPLING FOR THE WEEK ENDING 8/7/11	MAR-2012
18,692	Other	J Y LEGNER ASSOCIATES INC				115.84	501090	10461	PAYMENT OF INVOICE #10461--GHENT CY OPERATOR FOR WEEK ENDING 9/11/11	MAR-2012
18,693	Other	J Y LEGNER ASSOCIATES INC				351.04	501091	10463	PAYMENT OF INVOICE #10463--GHENT COAL YARD SAMPLING FOR THE WEEKS ENDING 9/11/11	MAR-2012
18,694	Other	J Y LEGNER ASSOCIATES INC				463.36	501090	10465	PAYMENT OF INVOICE #10465--GHENT COAL YARD OPERATORS FOR THE WEEKS ENDING 10/2, 10/9 AND 10/30/11	MAR-2012
18,695	Other	J Y LEGNER ASSOCIATES INC				82.64	506109	10466	PAYMENT OF INVOICE #10466--GHENT SO3 MITIGATION FOR THE WEEK ENDING 10/16/11	MAR-2012
18,696	Other	J Y LEGNER ASSOCIATES INC				289.60	501090	10467	PAYMENT OF INVOICE #10467--GHENT COAL YARD OPERATOR FOR THE WEEKS ENDING 11/6 AND 11/27/11	MAR-2012
18,697	Other	J Y LEGNER ASSOCIATES INC				149.64	506109	10468	PAYMENT OF INVOICE #10468--GHENT SO3 MITIGATION FOR THE WEEK ENDING 11/27/11	MAR-2012
18,698	Other	J Y LEGNER ASSOCIATES INC				396.79	501091	10469	PAYMENT OF INVOICE #10469--GHENT COAL YARD SAMPLERS FOR THE WEEK ENDING 11/27/11	MAR-2012
18,699	Other	J Y LEGNER ASSOCIATES INC				115.84	501090	10470	PAYMENT OF INVOICE #10470--GHENT COAL YARD OPERATOR FOR WEEK ENDING 12/11/11	MAR-2012
18,700	Other	J Y LEGNER ASSOCIATES INC				61.98	506109	10471	PAYMENT OF INVOICE #10471--GHENT SO3 MITIGATION WEEK ENDING 12/18/11	MAR-2012
18,701	Other	J Y LEGNER ASSOCIATES INC				269.72	501091	10473	PAYMENT OF INVOICE #10473--GHENT COAL YARD SAMPLERS FOR THE WEEK ENDING 12/25/11	MAR-2012
18,702	Other	J Y LEGNER ASSOCIATES INC				548.02	573100	10477	Technical Temporary Staffing Contract Invoice # 10205	MAR-2012
18,703	Other	J Y LEGNER ASSOCIATES INC				395.92	566900	10477	Technical Temporary Staffing Contract Invoice # 10205	MAR-2012
18,704	Other	J Y LEGNER ASSOCIATES INC				2,949.60	501091	10479	Equipment operator -- w/e 03/04/12 & 03/11/12	MAR-2012
18,705	Other	J Y LEGNER ASSOCIATES INC				2,099.75	511100	10479	Janitorial service -- w/e 03/04/12 & 03/11/12	MAR-2012
18,706	Other	J Y LEGNER ASSOCIATES INC				27,052.12	501090	10480	PAYMENT OF INVOICE #10480--GHENT COAL YARD OPERATORS FOR THE WEEKS ENDING 3/4 AND 3/11/12	MAR-2012

KENTUCKY UTILITIES COMPANY
Case No. 2012- 00221
Analysis of Professional Services Expenses For the Test Year

(A)	(B)	(C)	(D)	(E)	(F)	(G)	(H)	(I)		
Line No.	Type	Vendor	Rate Case	Audit	Other	Total	Account	Invoice	Description	Period
18,707	Other	J Y LEGNER ASSOCIATES INC				1,791.20	512100	10480	PAYMENT OF INVOICE #10480--GHENT COAL YARD OPERATORS FOR THE WEEKS ENDING 3/4 AND 3/11/12	MAR-2012
18,708	Other	J Y LEGNER ASSOCIATES INC				1,032.88	512100	10480	PAYMENT OF INVOICE #10480--GHENT COAL YARD OPERATORS FOR THE WEEKS ENDING 3/4 AND 3/11/12	MAR-2012
18,709	Other	J Y LEGNER ASSOCIATES INC				895.60	512100	10480	PAYMENT OF INVOICE #10480--GHENT COAL YARD OPERATORS FOR THE WEEKS ENDING 3/4 AND 3/11/12	MAR-2012
18,710	Other	J Y LEGNER ASSOCIATES INC				632.80	512100	10480	PAYMENT OF INVOICE #10480--GHENT COAL YARD OPERATORS FOR THE WEEKS ENDING 3/4 AND 3/11/12	MAR-2012
18,711	Other	J Y LEGNER ASSOCIATES INC				316.40	512100	10480	PAYMENT OF INVOICE #10480--GHENT COAL YARD OPERATORS FOR THE WEEKS ENDING 3/4 AND 3/11/12	MAR-2012
18,712	Other	J Y LEGNER ASSOCIATES INC				316.40	512100	10480	PAYMENT OF INVOICE #10480--GHENT COAL YARD OPERATORS FOR THE WEEKS ENDING 3/4 AND 3/11/12	MAR-2012
18,713	Other	J Y LEGNER ASSOCIATES INC				316.40	512100	10480	PAYMENT OF INVOICE #10480--GHENT COAL YARD OPERATORS FOR THE WEEKS ENDING 3/4 AND 3/11/12	MAR-2012
18,714	Other	J Y LEGNER ASSOCIATES INC				179.12	513100	10480	PAYMENT OF INVOICE #10480--GHENT COAL YARD OPERATORS FOR THE WEEKS ENDING 3/4 AND 3/11/12	MAR-2012
18,715	Other	J Y LEGNER ASSOCIATES INC				4,410.19	506109	10481	PAYMENT OF INVOICE #10481--GHENT SO3 MITIGATION FOR THE WEEKS ENDING 3/4 AND 3/11/12	MAR-2012
18,716	Other	J Y LEGNER ASSOCIATES INC				3,383.67	506109	10481	PAYMENT OF INVOICE #10481--GHENT SO3 MITIGATION FOR THE WEEKS ENDING 3/4 AND 3/11/12	MAR-2012
18,717	Other	J Y LEGNER ASSOCIATES INC				3,377.08	506109	10481	PAYMENT OF INVOICE #10481--GHENT SO3 MITIGATION FOR THE WEEKS ENDING 3/4 AND 3/11/12	MAR-2012
18,718	Other	J Y LEGNER ASSOCIATES INC				3,367.40	506109	10481	PAYMENT OF INVOICE #10481--GHENT SO3 MITIGATION FOR THE WEEKS ENDING 3/4 AND 3/11/12	MAR-2012
18,719	Other	J Y LEGNER ASSOCIATES INC				16,037.35	511100	10483	GHENT CY CLEANERS AND SAMPLERS FOR THE WEEKS ENDING 3/4 AND 3/11/12	MAR-2012
18,720	Other	J Y LEGNER ASSOCIATES INC				9,089.86	501091	10483	GHENT CY CLEANERS AND SAMPLERS FOR THE WEEKS ENDING 3/4 AND 3/11/12	MAR-2012
18,721	Other	J Y LEGNER ASSOCIATES INC				1,469.36	511100	10483	GHENT CY CLEANERS AND SAMPLERS FOR THE WEEKS ENDING 3/4 AND 3/11/12	MAR-2012
18,722	Other	J Y LEGNER ASSOCIATES INC				846.94	573100	10505	Technical Temporary Staffing	MAR-2012
18,723	Other	J Y LEGNER ASSOCIATES INC				681.60	510100	10510	Office personnel - Melissa May -- w/e 03/18/12	MAR-2012
18,724	Other	J Y LEGNER ASSOCIATES INC				9,147.65	513100	10515	SUPPLEMENTAL OUTAGE SUPPORT (TED CALLIS) FOR THE INSTRUMENT SHOP FOR THE PERIOD 2/12 THRU 2/19/2012	MAR-2012
18,725	Other	J Y LEGNER ASSOCIATES INC				403.20	588100	10532	JY Legner Contractors - KU	MAR-2012
18,726	Other	J Y LEGNER ASSOCIATES INC				1,507.36	588100	10538	JY Legner Contractors - KU Lights	MAR-2012
18,727	Other	J Y LEGNER ASSOCIATES INC				1,181.64	500900	10542	Technical Temporary Staffing Contract - to pay invoice 10542	MAR-2012
18,728	Other	J Y LEGNER ASSOCIATES INC				3,489.97	923100	10543	Technical Temporary Staffing as a result of Bid Process - Environmental - Lori Douglas	MAR-2012
18,729	Other	J Y LEGNER ASSOCIATES INC				680.00	580100	10561	Lori Strange - March 2012	MAR-2012
18,730	Other	J Y LEGNER ASSOCIATES INC				12.10	580100	10561	Lori Strange - March 2012	MAR-2012
18,731	Other	J Y LEGNER ASSOCIATES INC				1,132.76	923900	10563	Technical Temporary Staffing as a result of Bid Process - to pay invoice 10563 for Larry Kopple	MAR-2012
18,732	Other	J Y LEGNER ASSOCIATES INC				585.36	573100	10590	Technical Temporary Staffing Contract Invoice # 10205	MAR-2012
18,733	Other	J Y LEGNER ASSOCIATES INC				478.79	566900	10590	Technical Temporary Staffing Contract Invoice # 10205	MAR-2012
18,734	Other	J Y LEGNER ASSOCIATES INC				30,598.68	501090	10595	PAYMENT OF INVOICE #10595--GHENT COAL YARD OPERATORS FOR THE WEEKS ENDING 3/18 AND 3/25/12	MAR-2012
18,735	Other	J Y LEGNER ASSOCIATES INC				537.36	513100	10595	PAYMENT OF INVOICE #10595--GHENT COAL YARD OPERATORS FOR THE WEEKS ENDING 3/18 AND 3/25/12	MAR-2012
18,736	Other	J Y LEGNER ASSOCIATES INC				358.24	512100	10595	PAYMENT OF INVOICE #10595--GHENT COAL YARD OPERATORS FOR THE WEEKS ENDING 3/18 AND 3/25/12	MAR-2012
18,737	Other	J Y LEGNER ASSOCIATES INC				316.40	512100	10595	PAYMENT OF INVOICE #10595--GHENT COAL YARD OPERATORS FOR THE WEEKS ENDING 3/18 AND 3/25/12	MAR-2012
18,738	Other	J Y LEGNER ASSOCIATES INC				316.40	513100	10595	PAYMENT OF INVOICE #10595--GHENT COAL YARD OPERATORS FOR THE WEEKS ENDING 3/18 AND 3/25/12	MAR-2012
18,739	Other	J Y LEGNER ASSOCIATES INC				316.40	513100	10595	PAYMENT OF INVOICE #10595--GHENT COAL YARD OPERATORS FOR THE WEEKS ENDING 3/18 AND 3/25/12	MAR-2012
18,740	Other	J Y LEGNER ASSOCIATES INC				126.56	513100	10595	PAYMENT OF INVOICE #10595--GHENT COAL YARD OPERATORS FOR THE WEEKS ENDING 3/18 AND 3/25/12	MAR-2012

KENTUCKY UTILITIES COMPANY
Case No. 2012- 00221
Analysis of Professional Services Expenses For the Test Year

(A)	(B)	(C)	(D)	(E)	(F)	(G)	(H)	(I)		
Line No.	Type	Vendor	Rate Case	Audit	Other	Total	Account	Invoice	Description	Period
18,741	Other	J Y LEGNER ASSOCIATES INC				3,304.96	506109	10596	PAYMENT OF INVOICE #10596--SO3 MITIGATION FOR THE WEEKS ENDING 3/18 AND 3/25/12	MAR-2012
18,742	Other	J Y LEGNER ASSOCIATES INC				3,301.49	506109	10596	PAYMENT OF INVOICE #10596--SO3 MITIGATION FOR THE WEEKS ENDING 3/18 AND 3/25/12	MAR-2012
18,743	Other	J Y LEGNER ASSOCIATES INC				3,121.65	506109	10596	PAYMENT OF INVOICE #10596--SO3 MITIGATION FOR THE WEEKS ENDING 3/18 AND 3/25/12	MAR-2012
18,744	Other	J Y LEGNER ASSOCIATES INC				3,103.15	506109	10596	PAYMENT OF INVOICE #10596--SO3 MITIGATION FOR THE WEEKS ENDING 3/18 AND 3/25/12	MAR-2012
18,745	Other	J Y LEGNER ASSOCIATES INC				9,589.29	501091	10598	GHENT CY SAMPLERS/CLEANERS FOR THE WEEKS ENDING 3/18 AND 3/25/12	MAR-2012
18,746	Other	J Y LEGNER ASSOCIATES INC				8,074.67	511100	10598	GHENT CY SAMPLERS/CLEANERS FOR THE WEEKS ENDING 3/18 AND 3/25/12	MAR-2012
18,747	Other	J Y LEGNER ASSOCIATES INC				7,864.28	511100	10598	GHENT CY SAMPLERS/CLEANERS FOR THE WEEKS ENDING 3/18 AND 3/25/12	MAR-2012
18,748	Other	J Y LEGNER ASSOCIATES INC				1,481.51	511100	10598	GHENT CY SAMPLERS/CLEANERS FOR THE WEEKS ENDING 3/18 AND 3/25/12	MAR-2012
18,749	Other	J Y LEGNER ASSOCIATES INC				951.00	511100	10598	GHENT CY SAMPLERS/CLEANERS FOR THE WEEKS ENDING 3/18 AND 3/25/12	MAR-2012
18,750	Other	J Y LEGNER ASSOCIATES INC				643.60	511100	10598	GHENT CY SAMPLERS/CLEANERS FOR THE WEEKS ENDING 3/18 AND 3/25/12	MAR-2012
18,751	Other	J Y LEGNER ASSOCIATES INC				1,688.09	903003	9456A	Technical Temporary Staffing Contract	NOV-2011
18,752	Other	J Y LEGNER ASSOCIATES INC				1,190.14	903003	9456A	Technical Temporary Staffing Contract	NOV-2011
18,753	Other	J Y LEGNER ASSOCIATES INC				1,200.00	903003	J703-0110-0312 Adjustment USD	J Y Legner	MAR-2012
18,754	Other	J Y LEGNER ASSOCIATES INC				900.00	903003	J703-0110-0312 Adjustment USD	J Y Legner	MAR-2012
18,755	Other	J Y LEGNER ASSOCIATES INC				3,500.00	903003	J703-0110-0312 Adjustment USD	JY Legner	MAR-2012
18,756	Other	J Y LEGNER ASSOCIATES INC				1,800.00	903003	J703-0110-0312 Adjustment USD	JY Legner	MAR-2012
18,757	Other	J Y LEGNER ASSOCIATES INC				500.00	903003	J703-0110-0312 Adjustment USD	JY Legner	MAR-2012
18,758	Other	J Y LEGNER ASSOCIATES INC				4,090.00	903003	J703-0110-0312 Adjustment USD	JY LEGNER ASSOCIATES	MAR-2012
18,759	Other	J Y LEGNER ASSOCIATES INC				4,055.00	903003	J703-0110-0312 Adjustment USD	JY LEGNER ASSOCIATES	MAR-2012
18,760	Other	J Y LEGNER ASSOCIATES INC				(12,500.00)	905002	Reverses *J703-0020-0311 Adjustment USD	J.Y. Legner	APR-2011
18,761	Other	J Y LEGNER ASSOCIATES INC				(15,798.00)	903003	Reverses *J703-0110-0311 Adjustment USD	J Y LEGNER	APR-2011
18,762	Other	J Y LEGNER ASSOCIATES INC				(13,000.00)	903003	Reverses *J703-0110-0311 Adjustment USD	JY Legner	APR-2011
18,763	Other	J Y LEGNER ASSOCIATES INC				(11,030.00)	903003	Reverses *J703-0110-0311 Adjustment USD	J Y Legner Associates	APR-2011
18,764	Other	J Y LEGNER ASSOCIATES INC				(7,760.00)	903003	Reverses *J703-0110-0311 Adjustment USD	J Y Legner Associates	APR-2011
18,765	Other	J Y LEGNER ASSOCIATES INC				(7,000.00)	903003	Reverses *J703-0110-0311 Adjustment USD	JY Legner Area 5	APR-2011
18,766	Other	J Y LEGNER ASSOCIATES INC				(6,700.00)	903003	Reverses *J703-0110-0311 Adjustment USD	JY Legner	APR-2011
18,767	Other	J Y LEGNER ASSOCIATES INC				(5,000.00)	903003	Reverses *J703-0110-0311 Adjustment USD	JY Legner	APR-2011
18,768	Other	J Y LEGNER ASSOCIATES INC				(5,000.00)	903003	Reverses *J703-0110-0311 Adjustment USD	JY Legner Area 6	APR-2011
18,769	Other	J Y LEGNER ASSOCIATES INC				(4,700.00)	903003	Reverses *J703-0110-0311 Adjustment USD	JY Legner Area 7	APR-2011
18,770	Other	J Y LEGNER ASSOCIATES INC				(3,500.00)	903003	Reverses *J703-0110-0311 Adjustment USD	JY Legner Area 8	APR-2011
18,771	Other	J Y LEGNER ASSOCIATES INC				(500.00)	903003	Reverses *J703-0110-0311 Adjustment USD	JY Legner	APR-2011
18,772	Other	JASPER ELECTRIC MOTORS				789.56	513100	RPR121927	LABOR TO REPAIR 125 HP, 1785 RPM, 460V, 445TS FRAME MOTOR	AUG-2011
18,773	Other	JD POWER AND ASSOC				13,750.00	910001	81885	JD Power 2012 Electric Business Report Delivery	MAR-2012
18,774	Other	JEFFEREY CAMPLIN				(5,465.69)	925003	J001-0110-1211 Adjustment USD	JEFFEREY CAMPLIN	Dec-2011
18,775	Other	JOHN CHANCE LAND SURVEYS INC				20,831.25	571100	041160176	pay invoice 041160176	SEP-2011
18,776	Other	JOHN CHANCE LAND SURVEYS INC				2,879.25	571100	041160176	pay invoice 041160176	SEP-2011
18,777	Other	JOHN CHANCE LAND SURVEYS INC				272.25	571100	41160176	pay invoice 041160176	Dec-2011
18,778	Other	JOHN CHANCE LAND SURVEYS INC				18,274.80	571100	121060167	pay invoice 121060167	SEP-2011
18,779	Other	JOHN CHANCE LAND SURVEYS INC				1,244.85	571100	121060167	pay invoice 121060167	SEP-2011
18,780	Other	JOHN CHANCE LAND SURVEYS INC				238.84	571100	121060167	pay invoice 121060167	Dec-2011
18,781	Other	JOHN CHANCE LAND SURVEYS INC				1,239.00	571100	121060170	pay invoice 121060170	SEP-2011
18,782	Other	JOHN CRANE INC				169.79	512100	2496742	REPAIR LABOR FOR REPAIR OF A JOHN CRANE MECH. SEAL	Jun-2011
18,783	Other	JOHN CRANE INC				16.80	512100	2507202	REPAIR LABORFOR AA p/n C06484 TYPE IB, SIZE 2.375 IN	JUL-2011
18,784	Other	JOHN CRANE INC				121.80	512017	2510935	REPAIR LABOR FOR (2) TYPE 8B1, SIZE 3.500 IN MECHANICAL SEAL	JUL-2011
18,785	Other	JOHN CRANE INC				6,082.00	512100	2519828	REBUILD SEAL ASSEMBLY - P/N B50287, TYPE 8B1BF, SIZE 4.000IN (2 @3041/EA)	AUG-2011
18,786	Other	JOHN CRANE INC				2,199.78	513100	2523252	FIXED REPAIR COST OF A P/N M164722, TYPT: 5610Q, SIZE: 4.250 (NO LABOR CHARGES)	AUG-2011
18,787	Other	JOHN CRANE INC				137.35	513100	2523806	REPAIR LABOR FOR A B21029 MECH SEAL FOR THE STATOR COOLING PUMP	AUG-2011

KENTUCKY UTILITIES COMPANY
Case No. 2012- 00221
Analysis of Professional Services Expenses For the Test Year

(A)	(B)	(C)	(D)	(E)	(F)	(G)	(H)	(I)		
Line No.	Type	Vendor	Rate Case	Audit	Other	Total	Account	Invoice	Description	Period
18,788	Other	JOHN CRANE INC				36.65	511100	2523806	REPAIR LABOR FOR AN M39007 MECH SEAL FOR THE 3-2 ATTEMPORATING PUMP	AUG-2011
18,789	Other	JOHN CRANE INC				54.60	512100	2561208	REPAIR LABOR FOR A JOHN CRANE P/N B01511	NOV-2011
18,790	Other	JOHN CRANE INC				16.80	513100	2568112	REPAIR LABOR FOR A JOHN CRANE SEAL #B21029	Dec-2011
18,791	Other	JOHN CRANE INC				33.60	512100	2573104	REPAIR LABOR FORR A P/N B28788 SEAL ASSEMBLY	Dec-2011
18,792	Other	JOHN CRANE INC				154.15	513100	2576292	REPAIR LABOR FOR REPAIR OF A P/N B21029	Dec-2011
18,793	Other	JRA ARCHITECTS				6,823.75	502100	25391	Architectual services for laboratory building expansion as per your agreement with our Joe Beverley dated 11/29/11	Jan-2012
18,794	Other	JRA ARCHITECTS				3,740.74	502100	0025442	Architectual services for laboratory building expansion as per your agreement with our Joe Beverley dated 11/29/11	MAR-2012
18,795	Other	JUST ENGINEERING AND INSPECTION SERVICES				730.88	588100	2157	Labor	APR-2011
18,796	Other	JUST ENGINEERING AND INSPECTION SERVICES				168.00	588100	2167	PSRT Training - WW-WS - Invoice 2167	Jun-2011
18,797	Other	JUST ENGINEERING AND INSPECTION SERVICES				28.00	588100	2167	PSRT Training - WW-WS - Invoice 2167	Jun-2011
18,798	Other	JUST ENGINEERING AND INSPECTION SERVICES				1,066.72	588100	2179	Invoice # 2179 Engineering Support	APR-2011
18,799	Other	JUST ENGINEERING AND INSPECTION SERVICES				1,710.40	588100	2183	To pay invoices for Just Engineering - Glove Lab	APR-2011
18,800	Other	JUST ENGINEERING AND INSPECTION SERVICES				1,225.00	593002	2186	Contract labor and equipment	APR-2011
18,801	Other	JUST ENGINEERING AND INSPECTION SERVICES				701.64	588100	2193	Labor	MAY-2011
18,802	Other	JUST ENGINEERING AND INSPECTION SERVICES				1,133.39	588100	2195	Invoice # 2195 Engineering Support - Rudy DeWitt Labor Week of 3/2/2011 - 4/3/2011	MAY-2011
18,803	Other	JUST ENGINEERING AND INSPECTION SERVICES				1,662.40	588100	2199	To pay invoices for Just Engineering - Glove Lab	APR-2011
18,804	Other	JUST ENGINEERING AND INSPECTION SERVICES				8,361.15	593002	2205	INV 2205	APR-2011
18,805	Other	JUST ENGINEERING AND INSPECTION SERVICES				6,471.50	583001	2213	Storm Response 04/04 - Invoice 2213	MAY-2011
18,806	Other	JUST ENGINEERING AND INSPECTION SERVICES				879.73	583001	2213	Storm Response 04/04 - Invoice 2213	MAY-2011
18,807	Other	JUST ENGINEERING AND INSPECTION SERVICES				1,662.40	588100	2222	To pay invoices for Just Engineering - Glove Lab	APR-2011
18,808	Other	JUST ENGINEERING AND INSPECTION SERVICES				541.80	593002	2234	Storm Response 04/20 - Invoice 2234	MAY-2011
18,809	Other	JUST ENGINEERING AND INSPECTION SERVICES				69.03	593002	2234	Storm Response 04/20 - Invoice 2234	MAY-2011
18,810	Other	JUST ENGINEERING AND INSPECTION SERVICES				847.82	588100	2237	Labor	Jun-2011
18,811	Other	JUST ENGINEERING AND INSPECTION SERVICES				3,931.90	593002	2239	inv 2239	Jun-2011
18,812	Other	JUST ENGINEERING AND INSPECTION SERVICES				1,200.06	588100	2240	Invoice # 2240 Engineering Support - Rudy DeWitt Labor Week of 4/18/2011 to 5/1/2011.	MAY-2011
18,813	Other	JUST ENGINEERING AND INSPECTION SERVICES				1,620.84	588100	2244	To pay invoices for Just Engineering - Glove Lab	MAY-2011
18,814	Other	JUST ENGINEERING AND INSPECTION SERVICES				1,662.40	588100	2259	To pay invoices for Just Engineering - Glove Lab	Jun-2011
18,815	Other	JUST ENGINEERING AND INSPECTION SERVICES				4,464.49	593002	2271	INV 445937 MAY 2011	JUL-2011
18,816	Other	JUST ENGINEERING AND INSPECTION SERVICES				730.88	588100	2273	Labor	JUL-2011
18,817	Other	JUST ENGINEERING AND INSPECTION SERVICES				666.70	588100	2275	Invoice # 2275 Engineering Support - Rudy DeWitt Labor Week of 5/15/2011 to 5/26/2011.	Jun-2011
18,818	Other	JUST ENGINEERING AND INSPECTION SERVICES				1,122.12	588100	2281	To pay invoices for Just Engineering - Glove Lab	Jun-2011
18,819	Other	JUST ENGINEERING AND INSPECTION SERVICES				1,246.80	588100	2287	To pay invoices for Just Engineering - Glove Lab	Jun-2011
18,820	Other	JUST ENGINEERING AND INSPECTION SERVICES				1,200.06	588100	2300	Invoice # 2300 Engineering Support - Rudy DeWitt Labor Week of 5/31/2011 to 6/12/2011.	Jun-2011
18,821	Other	JUST ENGINEERING AND INSPECTION SERVICES				789.35	588100	2304	Labor	JUL-2011
18,822	Other	JUST ENGINEERING AND INSPECTION SERVICES				1,303.94	588100	2313	To pay invoices for Just Engineering - Glove Lab	JUL-2011
18,823	Other	JUST ENGINEERING AND INSPECTION SERVICES				8,016.62	593002	2321	INV 2321	AUG-2011
18,824	Other	JUST ENGINEERING AND INSPECTION SERVICES				6,335.05	593002	2322	INV#2322 INV DTE: 7-11-11 PM INSPECTIONS-ETOWN	JUL-2011
18,825	Other	JUST ENGINEERING AND INSPECTION SERVICES				1,133.39	588100	2324	Invoice # 2300 Engineering Support - Rudy DeWitt Labor Week of 5/31/2011 to 6/12/2011.	JUL-2011
18,826	Other	JUST ENGINEERING AND INSPECTION SERVICES				1,496.16	588100	2328	To pay invoices for Just Engineering - Glove Lab	AUG-2011
18,827	Other	JUST ENGINEERING AND INSPECTION SERVICES				1,110.93	588100	2337	Labor	AUG-2011
18,828	Other	JUST ENGINEERING AND INSPECTION SERVICES				1,496.16	588100	2343	To pay invoices for Just Engineering - Glove Lab	AUG-2011
18,829	Other	JUST ENGINEERING AND INSPECTION SERVICES				1,659.20	593002	2353	INV# 2353, INV DTE: 8-9-11 PM INSPECTIONS-ETOWN	AUG-2011
18,830	Other	JUST ENGINEERING AND INSPECTION SERVICES				847.82	588100	2359	Labor	SEP-2011
18,831	Other	JUST ENGINEERING AND INSPECTION SERVICES				1,662.40	588100	2362	To pay invoices for Just Engineering - Glove Lab	AUG-2011
18,832	Other	JUST ENGINEERING AND INSPECTION SERVICES				1,200.06	588100	2367	Invoice # 2300 Engineering Support - Rudy DeWitt Labor Week of 5/31/2011 to 6/12/2011.	JUL-2011
18,833	Other	JUST ENGINEERING AND INSPECTION SERVICES				7,682.93	593002	2371	INV 2371	SEP-2011
18,834	Other	JUST ENGINEERING AND INSPECTION SERVICES				1,200.06	588100	2373	Invoice # 2373 Engineering Support - Rudy DeWitt Labor Week of 8/8/11 to 8/21/11	SEP-2011
18,835	Other	JUST ENGINEERING AND INSPECTION SERVICES				1,039.00	588100	2375	To pay invoices for Just Engineering - Glove Lab	AUG-2011
18,836	Other	JUST ENGINEERING AND INSPECTION SERVICES				1,391.34	593002	2381	Storm Response 08/03 and 08/13 Invoice 2381	SEP-2011
18,837	Other	JUST ENGINEERING AND INSPECTION SERVICES				481.60	593002	2381	Storm Response 08/03 and 08/13 Invoice 2381	SEP-2011
18,838	Other	JUST ENGINEERING AND INSPECTION SERVICES				61.36	593002	2381	Storm Response 08/03 and 08/13 Invoice 2381	SEP-2011

KENTUCKY UTILITIES COMPANY
Case No. 2012- 00221
Analysis of Professional Services Expenses For the Test Year

(A)	(B)	(C)	(D)	(E)	(F)	(G)	(H)	(I)		
Line No.	Type	Vendor	Rate Case	Audit	Other	Total	Account	Invoice	Description	Period
18,839	Other	JUST ENGINEERING AND INSPECTION SERVICES				889.00	588100	2385	To pay invoices for Just Engineering - Glove Lab	OCT-2011
18,840	Other	JUST ENGINEERING AND INSPECTION SERVICES				760.11	588100	2387	Labor	SEP-2011
18,841	Other	JUST ENGINEERING AND INSPECTION SERVICES				933.38	588100	2388	Invoice # 2388 Engineering Support - Rudy DeWitt Labor Week of 8/22/11 to 9/4/11	SEP-2011
18,842	Other	JUST ENGINEERING AND INSPECTION SERVICES				1,496.16	588100	2391	To pay invoices for Just Engineering - Glove Lab	SEP-2011
18,843	Other	JUST ENGINEERING AND INSPECTION SERVICES				3,001.68	593002	2398	INV#2398	SEP-2011
18,844	Other	JUST ENGINEERING AND INSPECTION SERVICES				4,627.45	593002	2399	INV#2399, INV DTE: 9-8-11 PM INSPECTIONS-ELIZABETHTOWN	SEP-2011
18,845	Other	JUST ENGINEERING AND INSPECTION SERVICES				613.94	588100	2403	Labor	OCT-2011
18,846	Other	JUST ENGINEERING AND INSPECTION SERVICES				933.38	588100	2406	Invoice # 2406 Engineering Support - Rudy DeWitt Labor Week of 9/5/2011 - 9/18/2011	OCT-2011
18,847	Other	JUST ENGINEERING AND INSPECTION SERVICES				1,496.16	588100	2407	To pay invoices for Just Engineering - Glove Lab	SEP-2011
18,848	Other	JUST ENGINEERING AND INSPECTION SERVICES				1,200.06	588100	2421	Invoice # 2421 Engineering Support - Rudy DeWitt Labor Week of 9/19/2011 - 10/2/2011	OCT-2011
18,849	Other	JUST ENGINEERING AND INSPECTION SERVICES				1,662.40	588100	2426	To pay invoices for Just Engineering - Glove Lab	OCT-2011
18,850	Other	JUST ENGINEERING AND INSPECTION SERVICES				3,511.66	593002	2447	INV#2447, INV DTE 10-12-11 PM INSPECTIONS-ELIZABETHTOWN	NOV-2011
18,851	Other	JUST ENGINEERING AND INSPECTION SERVICES				935.52	588100	2448	Labor	NOV-2011
18,852	Other	JUST ENGINEERING AND INSPECTION SERVICES				666.70	588100	2450	Invoice # 2450 Engineering Support - Rudy DeWitt Labor Week of 10/3/2011 - 10/16/2011	NOV-2011
18,853	Other	JUST ENGINEERING AND INSPECTION SERVICES				1,662.40	588100	2454	To pay invoices for Just Engineering - Glove Lab	NOV-2011
18,854	Other	JUST ENGINEERING AND INSPECTION SERVICES				15,439.92	593002	2462	INV 2462	NOV-2011
18,855	Other	JUST ENGINEERING AND INSPECTION SERVICES				1,662.40	588100	2469	To pay invoices for Just Engineering - Glove Lab	NOV-2011
18,856	Other	JUST ENGINEERING AND INSPECTION SERVICES				11,091.05	593002	2486	INV 2486	NOV-2011
18,857	Other	JUST ENGINEERING AND INSPECTION SERVICES				8,882.48	593002	2488	Contract labor and equipment	NOV-2011
18,858	Other	JUST ENGINEERING AND INSPECTION SERVICES				760.11	588100	2492	Labor	Dec-2011
18,859	Other	JUST ENGINEERING AND INSPECTION SERVICES				1,766.30	588100	2498	To pay invoices for Just Engineering - Glove Lab	Dec-2011
18,860	Other	JUST ENGINEERING AND INSPECTION SERVICES				175.41	588100	2506	Labor	Jan-2012
18,861	Other	JUST ENGINEERING AND INSPECTION SERVICES				1,066.72	588100	2508	Invoice # 2508 Engineering Support - Rudy DeWitt Labor Week of 11/14/2011 -	Dec-2011
18,862	Other	JUST ENGINEERING AND INSPECTION SERVICES				1,533.55	588100	2511	To pay invoices for Just Engineering - Glove Lab	Dec-2011
18,863	Other	JUST ENGINEERING AND INSPECTION SERVICES				584.70	588100	2519	Labor	Jan-2012
18,864	Other	JUST ENGINEERING AND INSPECTION SERVICES				1,454.60	588100	2525	To pay invoices for Just Engineering - Glove Lab	Dec-2011
18,865	Other	JUST ENGINEERING AND INSPECTION SERVICES				11,673.10	583001	2530	INV 2530	Jan-2012
18,866	Other	JUST ENGINEERING AND INSPECTION SERVICES				14,549.70	583001	2531	Contract labor and equipment	Jan-2012
18,867	Other	JUST ENGINEERING AND INSPECTION SERVICES				7,671.31	583001	2532	INV 2532	Jan-2012
18,868	Other	JUST ENGINEERING AND INSPECTION SERVICES				1,733.42	588100	2534	Invoice # 2534 Engineering Support - Rudy DeWitt Labor Week of 12/12/11 To 12/31/11	Jan-2012
18,869	Other	JUST ENGINEERING AND INSPECTION SERVICES				1,649.91	588100	2539	To pay invoices for Just Engineering - Glove Lab	Jan-2012
18,870	Other	JUST ENGINEERING AND INSPECTION SERVICES				1,395.68	588100	2545	Labor	Feb-2012
18,871	Other	JUST ENGINEERING AND INSPECTION SERVICES				533.36	588100	2548	Invoice # 60233 Engineering Support - Rudy DeWitt Labor Week of 1/2/2012 - 1/8/2012	Jan-2012
18,872	Other	JUST ENGINEERING AND INSPECTION SERVICES				1,496.83	588100	2552	To pay invoices for Just Engineering - Glove Lab	Jan-2012
18,873	Other	JUST ENGINEERING AND INSPECTION SERVICES				1,783.43	588100	2568	To pay invoices for Just Engineering - Glove Lab	Feb-2012
18,874	Other	JUST ENGINEERING AND INSPECTION SERVICES				5,364.42	593002	2576	INV#2576, INV DTE 2-8-12 PM INSPECTIONS-ETOWN	Feb-2012
18,875	Other	JUST ENGINEERING AND INSPECTION SERVICES				1,860.90	588100	2577	Labor	Feb-2012
18,876	Other	JUST ENGINEERING AND INSPECTION SERVICES				897.23	588100	2584	To pay invoices for Just Engineering - Glove Lab	Feb-2012
18,877	Other	JUST ENGINEERING AND INSPECTION SERVICES				1,779.03	588100	2595	To pay invoices for Just Engineering - Glove Lab	MAR-2012
18,878	Other	JUST ENGINEERING AND INSPECTION SERVICES				11,334.40	593002	2600	Storm Work for 2-19 to 2-20; Invoice #2600	MAR-2012
18,879	Other	JUST ENGINEERING AND INSPECTION SERVICES				879.65	593002	2600	Storm Work for 2-19 to 2-20; Invoice #2600	MAR-2012
18,880	Other	JUST ENGINEERING AND INSPECTION SERVICES				11,218.46	593002	2602	Storm Response for March 2, 2012; Invoice 2602 and 2603	MAR-2012
18,881	Other	JUST ENGINEERING AND INSPECTION SERVICES				1,029.87	593002	2602	Storm Response for March 2, 2012; Invoice 2602 and 2603	MAR-2012
18,882	Other	JUST ENGINEERING AND INSPECTION SERVICES				282.74	593002	2603	Storm Response for March 2, 2012; Invoice 2602 and 2603	MAR-2012
18,883	Other	JUST ENGINEERING AND INSPECTION SERVICES				25.96	593002	2603	Storm Response for March 2, 2012; Invoice 2602 and 2603	MAR-2012
18,884	Other	JUST ENGINEERING AND INSPECTION SERVICES				14,717.77	593002	2604	INV#2604, INV DTE 3-12-12 PM INSPECTIONS-ELIZABETHTOWN	MAR-2012
18,885	Other	JUST ENGINEERING AND INSPECTION SERVICES				15,859.74	593002	2606	inv 2606	MAR-2012
18,886	Other	JUST ENGINEERING AND INSPECTION SERVICES				1,948.75	588100	2613	To pay invoices for Just Engineering - Glove Lab	MAR-2012
18,887	Other	JUST ENGINEERING AND INSPECTION SERVICES				2,400.00	588100	J703-0100-0312 Adjustment USD	JUST ENGINEERING	MAR-2012
18,888	Other	JUST ENGINEERING AND INSPECTION SERVICES				2,500.12	588100	J703-0110-0312 Adjustment USD	Just Engineering & Insp	MAR-2012
18,889	Other	KASKASKIA VALLEY SCALE CO				7,548.86	512100	211114	CERTIFY 1C CONVEYOR COAL SCALE	MAY-2011
18,890	Other	KASKASKIA VALLEY SCALE CO				1,282.80	512100	211207	INSPECT/REPAIR 1C CONVEYOR BELT SCALE	AUG-2011
18,891	Other	KASKASKIA VALLEY SCALE CO				1,509.19	512100	211255	CALIBRATED 'C' BELT COAL SCALE	NOV-2011
18,892	Other	KEBCO Inc				5,940.00	511100	J701-0110-0312 Adjustment USD	KEBCO Inc	MAR-2012
18,893	Other	KELLOGG BROWN AND ROOT LLC				17,766.37	923100	6999B0082098	PHASE I CARBON CAPTURE STUDY	APR-2011

KENTUCKY UTILITIES COMPANY
Case No. 2012- 00221
Analysis of Professional Services Expenses For the Test Year

(A)	(B)	(C)	(D)	(E)	(F)	(G)	(H)	(I)		
Line No.	Type	Vendor	Rate Case	Audit	Other	Total	Account	Invoice	Description	Period
18,894	Other	KELLOGG BROWN AND ROOT LLC				38,538.50	923100	6999B0084494	PHASE I CARBON CAPTURE STUDY	Jun-2011
18,895	Other	KELLOGG BROWN AND ROOT LLC				18,265.50	923100	6999B0085435	PHASE I CARBON CAPTURE STUDY	JUL-2011
18,896	Other	KELLOGG BROWN AND ROOT LLC				8,216.50	923100	6999B0086997	PHASE I CARBON CAPTURE STUDY	AUG-2011
18,897	Other	KELLY MITCHELL GROUP INC				2,411.91	935488	27895	Temporary IT Resources (Frank Hoskins - Award Rec)	MAY-2011
18,898	Other	KELLY MITCHELL GROUP INC				2,197.24	935488	27896	Temporary IT Resources (Rod Abraham - Award Rec)	MAY-2011
18,899	Other	KELLY MITCHELL GROUP INC				2,002.59	935488	33895	Temporary IT Resources (Frank Hoskins - Award Rec)	Feb-2012
18,900	Other	KELLY MITCHELL GROUP INC				112.72	935488	33895	Mileage	Feb-2012
18,901	Other	KELLY MITCHELL GROUP INC				2,150.55	935488	34782	Temporary IT Resources (Frank Hoskins - Award Rec)	MAR-2012
18,902	Other	KELLY SERVICES INCORPORATED				160.07	588100	1268387	Temp. Help for Wayne Combs @ Danville Service Center, Kelly Services	Feb-2012
18,903	Other	KELLY SERVICES INCORPORATED				102.33	588100	1268387	Temp. Help for Wayne Combs @ Danville Service Center, Kelly Services	Feb-2012
18,904	Other	KELLY SERVICES INCORPORATED				205.09	588100	2295983	Temp. Help for Wayne Combs @ Danville Service Center, Kelly Services	Feb-2012
18,905	Other	KELLY SERVICES INCORPORATED				131.11	588100	2295983	Temp. Help for Wayne Combs @ Danville Service Center, Kelly Services	Feb-2012
18,906	Other	KELLY SERVICES INCORPORATED				227.60	588100	5298851	Temp. Help for Wayne Combs @ Danville Service Center, Kelly Services	Feb-2012
18,907	Other	KELLY SERVICES INCORPORATED				145.50	588100	5298851	Temp. Help for Wayne Combs @ Danville Service Center, Kelly Services	Feb-2012
18,908	Other	KELLY SERVICES INCORPORATED				200.09	588100	06331693	Temp. Help for Wayne Combs @ Danville Service Center, Kelly Services	MAR-2012
18,909	Other	KELLY SERVICES INCORPORATED				127.91	588100	06331693	Temp. Help for Wayne Combs @ Danville Service Center, Kelly Services	MAR-2012
18,910	Other	KELLY SERVICES INCORPORATED				200.09	588100	07336170	Temp. Help for Wayne Combs @ Danville Service Center, Kelly Services	MAR-2012
18,911	Other	KELLY SERVICES INCORPORATED				127.91	588100	07336170	Temp. Help for Wayne Combs @ Danville Service Center, Kelly Services	MAR-2012
18,912	Other	KELLY SERVICES INCORPORATED				200.09	588100	08318888	Temp. Help for Wayne Combs @ Danville Service Center, Kelly Services	MAR-2012
18,913	Other	KELLY SERVICES INCORPORATED				127.91	588100	08318888	Temp. Help for Wayne Combs @ Danville Service Center, Kelly Services	MAR-2012
18,914	Other	KELLY SERVICES INCORPORATED				200.09	588100	09319943	Temp. Help for Wayne Combs @ Danville Service Center, Kelly Services	MAR-2012
18,915	Other	KELLY SERVICES INCORPORATED				127.91	588100	09319943	Temp. Help for Wayne Combs @ Danville Service Center, Kelly Services	MAR-2012
18,916	Other	KELLY SERVICES INCORPORATED				202.59	588100	10295306	Temp. Help for Wayne Combs @ Danville Service Center, Kelly Services	MAR-2012
18,917	Other	KELLY SERVICES INCORPORATED				129.51	588100	10295306	Temp. Help for Wayne Combs @ Danville Service Center, Kelly Services	MAR-2012
18,918	Other	KELLY SERVICES INCORPORATED				191.43	588100	11283173	Temp. Help @ Danville Service Center, Kelly Services	APR-2011
18,919	Other	KELLY SERVICES INCORPORATED				122.37	588100	11283173	Temp. Help @ Danville Service Center, Kelly Services	APR-2011
18,920	Other	KELLY SERVICES INCORPORATED				191.43	588100	12280707	Temp. Help @ Danville Service Center, Kelly Services	APR-2011
18,921	Other	KELLY SERVICES INCORPORATED				122.37	588100	12280707	Temp. Help @ Danville Service Center, Kelly Services	APR-2011
18,922	Other	KELLY SERVICES INCORPORATED				191.43	588100	13341503	Temp. Help @ Danville Service Center, Kelly Services	APR-2011
18,923	Other	KELLY SERVICES INCORPORATED				122.37	588100	13341503	Temp. Help @ Danville Service Center, Kelly Services	APR-2011
18,924	Other	KELLY SERVICES INCORPORATED				191.43	588100	14267004	Temp. Help for Wayne Combs @ Danville Service Center, Kelly Services	MAY-2011
18,925	Other	KELLY SERVICES INCORPORATED				122.37	588100	14267004	Temp. Help for Wayne Combs @ Danville Service Center, Kelly Services	MAY-2011
18,926	Other	KELLY SERVICES INCORPORATED				191.43	588100	15282767	Temp. Help for Wayne Combs @ Danville Service Center, Kelly Services	MAY-2011
18,927	Other	KELLY SERVICES INCORPORATED				122.37	588100	15282767	Temp. Help for Wayne Combs @ Danville Service Center, Kelly Services	MAY-2011
18,928	Other	KELLY SERVICES INCORPORATED				153.14	588100	16265969	Temp. Help for Wayne Combs @ Danville Service Center, Kelly Services	Jun-2011
18,929	Other	KELLY SERVICES INCORPORATED				97.90	588100	16265969	Temp. Help for Wayne Combs @ Danville Service Center, Kelly Services	Jun-2011
18,930	Other	KELLY SERVICES INCORPORATED				191.43	588100	17283818	Temp. Help for Wayne Combs @ Danville Service Center, Kelly Services	Jun-2011
18,931	Other	KELLY SERVICES INCORPORATED				122.37	588100	17283818	Temp. Help for Wayne Combs @ Danville Service Center, Kelly Services	Jun-2011
18,932	Other	KELLY SERVICES INCORPORATED				191.43	588100	18317131	Temp. Help for Wayne Combs @ Danville Service Center, Kelly Services	MAY-2011
18,933	Other	KELLY SERVICES INCORPORATED				122.37	588100	18317131	Temp. Help for Wayne Combs @ Danville Service Center, Kelly Services	MAY-2011
18,934	Other	KELLY SERVICES INCORPORATED				191.43	588100	19306450	Temp. Help for Wayne Combs @ Danville Service Center, Kelly Services	Jun-2011
18,935	Other	KELLY SERVICES INCORPORATED				122.37	588100	19306450	Temp. Help for Wayne Combs @ Danville Service Center, Kelly Services	Jun-2011
18,936	Other	KELLY SERVICES INCORPORATED				191.43	588100	20317231	Temp. Help for Wayne Combs @ Danville Service Center, Kelly Services	Jun-2011
18,937	Other	KELLY SERVICES INCORPORATED				122.37	588100	20317231	Temp. Help for Wayne Combs @ Danville Service Center, Kelly Services	Jun-2011
18,938	Other	KELLY SERVICES INCORPORATED				191.43	588100	21256974	Temp. Help for Wayne Combs @ Danville Service Center, Kelly Services	Jun-2011
18,939	Other	KELLY SERVICES INCORPORATED				122.37	588100	21256974	Temp. Help for Wayne Combs @ Danville Service Center, Kelly Services	Jun-2011
18,940	Other	KELLY SERVICES INCORPORATED				153.14	588100	22278233	Temp. Help for Wayne Combs @ Danville Service Center, Kelly Services	Jun-2011
18,941	Other	KELLY SERVICES INCORPORATED				97.90	588100	22278233	Temp. Help for Wayne Combs @ Danville Service Center, Kelly Services	Jun-2011
18,942	Other	KELLY SERVICES INCORPORATED				181.85	588100	23259393	Temp. Help for Wayne Combs @ Danville Service Center, Kelly Services	Jun-2011
18,943	Other	KELLY SERVICES INCORPORATED				116.26	588100	23259393	Temp. Help for Wayne Combs @ Danville Service Center, Kelly Services	Jun-2011
18,944	Other	KELLY SERVICES INCORPORATED				181.85	588100	24263055	Temp. Help for Wayne Combs @ Danville Service Center, Kelly Services	JUL-2011
18,945	Other	KELLY SERVICES INCORPORATED				116.26	588100	24263055	Temp. Help for Wayne Combs @ Danville Service Center, Kelly Services	JUL-2011
18,946	Other	KELLY SERVICES INCORPORATED				191.43	588100	25230892	Temp. Help for Wayne Combs @ Danville Service Center, Kelly Services	JUL-2011
18,947	Other	KELLY SERVICES INCORPORATED				122.37	588100	25230892	Temp. Help for Wayne Combs @ Danville Service Center, Kelly Services	JUL-2011
18,948	Other	KELLY SERVICES INCORPORATED				191.43	588100	26196944	Temp. Help for Wayne Combs @ Danville Service Center, Kelly Services	JUL-2011
18,949	Other	KELLY SERVICES INCORPORATED				122.37	588100	26196944	Temp. Help for Wayne Combs @ Danville Service Center, Kelly Services	JUL-2011
18,950	Other	KELLY SERVICES INCORPORATED				153.14	588100	27239883	Temp. Help for Wayne Combs @ Danville Service Center, Kelly Services	JUL-2011
18,951	Other	KELLY SERVICES INCORPORATED				97.90	588100	27239883	Temp. Help for Wayne Combs @ Danville Service Center, Kelly Services	JUL-2011
18,952	Other	KELLY SERVICES INCORPORATED				191.43	588100	28240187	Temp. Help for Wayne Combs @ Danville Service Center, Kelly Services	JUL-2011
18,953	Other	KELLY SERVICES INCORPORATED				122.37	588100	28240187	Temp. Help for Wayne Combs @ Danville Service Center, Kelly Services	JUL-2011

KENTUCKY UTILITIES COMPANY
Case No. 2012- 00221
Analysis of Professional Services Expenses For the Test Year

(A)	(B)	(C)	(D)	(E)	(F)	(G)	(H)	(I)		
Line No.	Type	Vendor	Rate Case	Audit	Other	Total	Account	Invoice	Description	Period
18,954	Other	KELLY SERVICES INCORPORATED				191.43	588100	29213766	Temp. Help for Wayne Combs @ Danville Service Center, Kelly Services	AUG-2011
18,955	Other	KELLY SERVICES INCORPORATED				122.37	588100	29213766	Temp. Help for Wayne Combs @ Danville Service Center, Kelly Services	AUG-2011
18,956	Other	KELLY SERVICES INCORPORATED				191.43	588100	30212112	Temp. Help for Wayne Combs @ Danville Service Center, Kelly Services	SEP-2011
18,957	Other	KELLY SERVICES INCORPORATED				122.37	588100	30212112	Temp. Help for Wayne Combs @ Danville Service Center, Kelly Services	SEP-2011
18,958	Other	KELLY SERVICES INCORPORATED				197.28	588100	31216864	Temp. Help for Wayne Combs @ Danville Service Center, Kelly Services	AUG-2011
18,959	Other	KELLY SERVICES INCORPORATED				126.12	588100	31216864	Temp. Help for Wayne Combs @ Danville Service Center, Kelly Services	AUG-2011
18,960	Other	KELLY SERVICES INCORPORATED				197.28	588100	32198178	Temp. Help for Wayne Combs @ Danville Service Center, Kelly Services	AUG-2011
18,961	Other	KELLY SERVICES INCORPORATED				126.12	588100	32198178	Temp. Help for Wayne Combs @ Danville Service Center, Kelly Services	AUG-2011
18,962	Other	KELLY SERVICES INCORPORATED				197.28	588100	33206504	Temp. Help for Wayne Combs @ Danville Service Center, Kelly Services	AUG-2011
18,963	Other	KELLY SERVICES INCORPORATED				126.12	588100	33206504	Temp. Help for Wayne Combs @ Danville Service Center, Kelly Services	AUG-2011
18,964	Other	KELLY SERVICES INCORPORATED				197.28	588100	34215173	Temp. Help for Wayne Combs @ Danville Service Center, Kelly Services	SEP-2011
18,965	Other	KELLY SERVICES INCORPORATED				126.12	588100	34215173	Temp. Help for Wayne Combs @ Danville Service Center, Kelly Services	SEP-2011
18,966	Other	KELLY SERVICES INCORPORATED				204.68	588100	35208602	Temp. Help for Wayne Combs @ Danville Service Center, Kelly Services	SEP-2011
18,967	Other	KELLY SERVICES INCORPORATED				130.85	588100	35208602	Temp. Help for Wayne Combs @ Danville Service Center, Kelly Services	SEP-2011
18,968	Other	KELLY SERVICES INCORPORATED				157.83	588100	36251200	Temp. Help for Wayne Combs @ Danville Service Center, Kelly Services	SEP-2011
18,969	Other	KELLY SERVICES INCORPORATED				100.89	588100	36251200	Temp. Help for Wayne Combs @ Danville Service Center, Kelly Services	SEP-2011
18,970	Other	KELLY SERVICES INCORPORATED				197.28	588100	37277092	Temp. Help for Wayne Combs @ Danville Service Center, Kelly Services	SEP-2011
18,971	Other	KELLY SERVICES INCORPORATED				126.12	588100	37277092	Temp. Help for Wayne Combs @ Danville Service Center, Kelly Services	SEP-2011
18,972	Other	KELLY SERVICES INCORPORATED				197.28	588100	38292629	Temp. Help for Wayne Combs @ Danville Service Center, Kelly Services	OCT-2011
18,973	Other	KELLY SERVICES INCORPORATED				126.12	588100	38292629	Temp. Help for Wayne Combs @ Danville Service Center, Kelly Services	OCT-2011
18,974	Other	KELLY SERVICES INCORPORATED				197.28	588100	39293030	Temp. Help for Wayne Combs @ Danville Service Center, Kelly Services	NOV-2011
18,975	Other	KELLY SERVICES INCORPORATED				126.12	588100	39293030	Temp. Help for Wayne Combs @ Danville Service Center, Kelly Services	NOV-2011
18,976	Other	KELLY SERVICES INCORPORATED				197.28	588100	40318891	Temp. Help for Wayne Combs @ Danville Service Center, Kelly Services	OCT-2011
18,977	Other	KELLY SERVICES INCORPORATED				126.12	588100	40318891	Temp. Help for Wayne Combs @ Danville Service Center, Kelly Services	OCT-2011
18,978	Other	KELLY SERVICES INCORPORATED				157.83	588100	41286910	Temp. Help for Wayne Combs @ Danville Service Center, Kelly Services	OCT-2011
18,979	Other	KELLY SERVICES INCORPORATED				100.89	588100	41286910	Temp. Help for Wayne Combs @ Danville Service Center, Kelly Services	OCT-2011
18,980	Other	KELLY SERVICES INCORPORATED				197.28	588100	42307561	Temp. Help for Wayne Combs @ Danville Service Center, Kelly Services	NOV-2011
18,981	Other	KELLY SERVICES INCORPORATED				126.12	588100	42307561	Temp. Help for Wayne Combs @ Danville Service Center, Kelly Services	NOV-2011
18,982	Other	KELLY SERVICES INCORPORATED				199.75	588100	43273382	Temp. Help for Wayne Combs @ Danville Service Center, Kelly Services	NOV-2011
18,983	Other	KELLY SERVICES INCORPORATED				127.69	588100	43273382	Temp. Help for Wayne Combs @ Danville Service Center, Kelly Services	NOV-2011
18,984	Other	KELLY SERVICES INCORPORATED				197.28	588100	44292881	Temp. Help for Wayne Combs @ Danville Service Center, Kelly Services	Jan-2012
18,985	Other	KELLY SERVICES INCORPORATED				126.12	588100	44292881	Temp. Help for Wayne Combs @ Danville Service Center, Kelly Services	Jan-2012
18,986	Other	KELLY SERVICES INCORPORATED				157.83	588100	45276870	Temp. Help for Wayne Combs @ Danville Service Center, Kelly Services	Dec-2011
18,987	Other	KELLY SERVICES INCORPORATED				100.89	588100	45276870	Temp. Help for Wayne Combs @ Danville Service Center, Kelly Services	Dec-2011
18,988	Other	KELLY SERVICES INCORPORATED				157.83	588100	46292553	Temp. Help for Wayne Combs @ Danville Service Center, Kelly Services	Dec-2011
18,989	Other	KELLY SERVICES INCORPORATED				100.89	588100	46292553	Temp. Help for Wayne Combs @ Danville Service Center, Kelly Services	Dec-2011
18,990	Other	KELLY SERVICES INCORPORATED				120.83	588100	47221486	Temp. Help for Wayne Combs @ Danville Service Center, Kelly Services	Dec-2011
18,991	Other	KELLY SERVICES INCORPORATED				77.25	588100	47221486	Temp. Help for Wayne Combs @ Danville Service Center, Kelly Services	Dec-2011
18,992	Other	KELLY SERVICES INCORPORATED				197.28	588100	48300011	Temp. Help for Wayne Combs @ Danville Service Center, Kelly Services	Dec-2011
18,993	Other	KELLY SERVICES INCORPORATED				126.12	588100	48300011	Temp. Help for Wayne Combs @ Danville Service Center, Kelly Services	Dec-2011
18,994	Other	KELLY SERVICES INCORPORATED				197.28	588100	49291888	Temp. Help for Wayne Combs @ Danville Service Center, Kelly Services	Jan-2012
18,995	Other	KELLY SERVICES INCORPORATED				126.12	588100	49291888	Temp. Help for Wayne Combs @ Danville Service Center, Kelly Services	Jan-2012
18,996	Other	KELLY SERVICES INCORPORATED				315.65	588100	51204493	Temp. Help for Wayne Combs @ Danville Service Center, Kelly Services	Feb-2012
18,997	Other	KELLY SERVICES INCORPORATED				201.79	588100	51204493	Temp. Help for Wayne Combs @ Danville Service Center, Kelly Services	Feb-2012
18,998	Other	KELLY SERVICES INCORPORATED				160.29	588100	52200891	Temp. Help for Wayne Combs @ Danville Service Center, Kelly Services	Feb-2012
18,999	Other	KELLY SERVICES INCORPORATED				102.47	588100	52200891	Temp. Help for Wayne Combs @ Danville Service Center, Kelly Services	Feb-2012
19,000	Other	KEMA INC				4,938.63	566900	20111273	Review E-ON Transmission Centers 2/28/11-4/3/11	MAY-2011
19,001	Other	KEMA INC				9,757.15	566900	20111725	KEMA Invoice #20111725 Review of LGE(EON) Transmission Centers	SEP-2011
19,002	Other	KENEXA TECHNOLOGY INC				1,018.90	923900	225106	Kenexa Invoice #225106 dated 4/19/11 processed for Martha Jessee. Travel expenses for two employees of Kenexa submitted in connection with training held at LG&E Center February 22 & 23, 2011.	MAY-2011
19,003	Other	KENEXA TECHNOLOGY INC				23,767.45	923900	230752	IMPLEMENTATION / SERVICE FEES	NOV-2011
19,004	Other	KENTUCKY AMERICAN WATER				(98.07)	902002	J001-0110-0112 Adjustment USD	KENTUCKY AMERICAN WATER	Jan-2012
19,005	Other	KENTUCKY AMERICAN WATER				(98.07)	586100	J001-0110-0112 Adjustment USD	KENTUCKY AMERICAN WATER	Jan-2012
19,006	Other	KENTUCKY AMERICAN WATER				(98.07)	586100	J001-0110-0112 Adjustment USD	KENTUCKY AMERICAN WATER	Jan-2012
19,007	Other	KENTUCKY COMMUNITY AND TECHNICAL COLLEGE SYSTEM				1,600.00	500100	0000042007	Confined Space Class - 10/20/11 & 10/21/11	NOV-2011
19,008	Other	KENTUCKY LABOR MANAGEMENT CONF				50.00	588900	KENTUC081111	Kentucky-Labor Management Conference	AUG-2011
19,009	Other	KENTUCKY LABOR MANAGEMENT CONF				250.00	588100	KENTUC08222011	Kentucky-Labor Management Conference	AUG-2011
19,010	Other	KENTUCKY STATE TREASURER				1,533.09	512100	01-AUG-2011 08:03KY U	18016/814042/1	JUL-2011
19,011	Other	KENTUCKY STATE TREASURER				(540.00)	512100	01-AUG-2011 08:03KY U	10762/67243/37	JUL-2011

KENTUCKY UTILITIES COMPANY
Case No. 2012- 00221
Analysis of Professional Services Expenses For the Test Year

(A)	(B)	(C)	(D)	(E)	(F)	(G)	(H)	(I)		
Line No.	Type	Vendor	Rate Case	Audit	Other	Total	Account	Invoice	Description	Period
19,012	Other	KENTUCKY STATE TREASURER				184.07	512017	01-AUG-2011 08:03KY U	38961/33931/2	JUL-2011
19,013	Other	KENTUCKY STATE TREASURER				138.00	583001	01-AUG-2011 08:03KY U	13866/4420545/1	JUL-2011
19,014	Other	KENTUCKY STATE TREASURER				35.73	512100	01-AUG-2011 08:03KY U	17237/E71626/1	JUL-2011
19,015	Other	KENTUCKY STATE TREASURER				(35.70)	512100	01-AUG-2011 08:03KY U	17237/E71626/2	JUL-2011
19,016	Other	KENTUCKY STATE TREASURER				25.08	573100	01-AUG-2011 08:03KY U	23957/19834/1	JUL-2011
19,017	Other	KENTUCKY STATE TREASURER				(24.00)	512101	01-AUG-2011 08:03KY U	19284/100491200/3	JUL-2011
19,018	Other	KENTUCKY STATE TREASURER				(18.83)	588100	01-AUG-2011 08:03KY U	35892/28240187/4	JUL-2011
19,019	Other	KENTUCKY STATE TREASURER				18.60	512100	01-AUG-2011 08:03KY U	10762/69502/3	JUL-2011
19,020	Other	KENTUCKY STATE TREASURER				18.60	512100	01-AUG-2011 08:03KY U	10762/69502/5	JUL-2011
19,021	Other	KENTUCKY STATE TREASURER				9.41	512100	01-AUG-2011 08:03KY U	24071/WO030072726/2	JUL-2011
19,022	Other	KENTUCKY STATE TREASURER				9.41	588100	01-AUG-2011 08:03KY U	35892/28240187/1	JUL-2011
19,023	Other	KENTUCKY STATE TREASURER				8.94	588100	01-AUG-2011 08:03KY U	35892/24263055/1	JUL-2011
19,024	Other	KENTUCKY STATE TREASURER				7.34	588100	01-AUG-2011 08:03KY U	35892/28240187/2	JUL-2011
19,025	Other	KENTUCKY STATE TREASURER				6.98	588100	01-AUG-2011 08:03KY U	35892/24263055/2	JUL-2011
19,026	Other	KENTUCKY STATE TREASURER				(6.24)	511100	01-AUG-2011 08:03KY U	10138/178566/5	JUL-2011
19,027	Other	KENTUCKY STATE TREASURER				5.70	514100	01-AUG-2011 08:03KY U	70164/27-JUL-2011 07:07 KUTL/284	JUL-2011
19,028	Other	KENTUCKY STATE TREASURER				2.07	588100	01-AUG-2011 08:03KY U	35892/28240187/3	JUL-2011
19,029	Other	KENTUCKY STATE TREASURER				1.97	588100	01-AUG-2011 08:03KY U	35892/24263055/3	JUL-2011
19,030	Other	KENTUCKY STATE TREASURER				21.56	921903	01-AUG-2011 08:26KY U	52632/23400214/32	JUL-2011
19,031	Other	KENTUCKY STATE TREASURER				17.67	921903	01-AUG-2011 08:26KY U	52632/23400214/11	JUL-2011
19,032	Other	KENTUCKY STATE TREASURER				17.67	921903	01-AUG-2011 08:26KY U	52632/23400214/14	JUL-2011
19,033	Other	KENTUCKY STATE TREASURER				16.45	921903	01-AUG-2011 08:26KY U	52632/23400214/26	JUL-2011
19,034	Other	KENTUCKY STATE TREASURER				15.67	921903	01-AUG-2011 08:26KY U	52632/23400214/2	JUL-2011
19,035	Other	KENTUCKY STATE TREASURER				15.67	921903	01-AUG-2011 08:26KY U	52632/23400214/8	JUL-2011
19,036	Other	KENTUCKY STATE TREASURER				14.45	921903	01-AUG-2011 08:26KY U	52632/23400214/5	JUL-2011
19,037	Other	KENTUCKY STATE TREASURER				14.24	923900	01-AUG-2011 08:26KY U	31015/130243A/1	JUL-2011
19,038	Other	KENTUCKY STATE TREASURER				11.86	921903	01-AUG-2011 08:26KY U	52632/23400214/35	JUL-2011
19,039	Other	KENTUCKY STATE TREASURER				11.37	921903	01-AUG-2011 08:26KY U	52632/23400214/38	JUL-2011
19,040	Other	KENTUCKY STATE TREASURER				10.60	921903	01-AUG-2011 08:26KY U	52632/23400214/20	JUL-2011
19,041	Other	KENTUCKY STATE TREASURER				10.49	921903	01-AUG-2011 08:26KY U	52632/23400214/17	JUL-2011
19,042	Other	KENTUCKY STATE TREASURER				10.49	921903	01-AUG-2011 08:26KY U	52632/23400214/23	JUL-2011
19,043	Other	KENTUCKY STATE TREASURER				10.49	921903	01-AUG-2011 08:26KY U	52632/23400214/29	JUL-2011
19,044	Other	KENTUCKY STATE TREASURER				92.52	511100	01-DEC-2011 07:48KY U	13450/0089/2	NOV-2011
19,045	Other	KENTUCKY STATE TREASURER				49.54	511100	01-DEC-2011 07:48KY U	56481/2A20342/2	NOV-2011
19,046	Other	KENTUCKY STATE TREASURER				(42.93)	511100	01-DEC-2011 07:48KY U	13450/0089/4	NOV-2011
19,047	Other	KENTUCKY STATE TREASURER				42.75	511100	01-DEC-2011 07:48KY U	13450/0089/1	NOV-2011
19,048	Other	KENTUCKY STATE TREASURER				36.00	512100	01-DEC-2011 07:48KY U	10762/75443/1	NOV-2011
19,049	Other	KENTUCKY STATE TREASURER				32.77	512100	01-DEC-2011 07:48KY U	11024/PL-0209758-11-23706/1	NOV-2011
19,050	Other	KENTUCKY STATE TREASURER				32.77	512100	01-DEC-2011 07:48KY U	11024/PL-0209758-11-23706/2	NOV-2011
19,051	Other	KENTUCKY STATE TREASURER				31.08	511100	01-DEC-2011 07:48KY U	13450/11410H/1	NOV-2011
19,052	Other	KENTUCKY STATE TREASURER				15.36	511100	01-DEC-2011 07:48KY U	13450/0089/3	NOV-2011
19,053	Other	KENTUCKY STATE TREASURER				2.10	903003	01-DEC-2011 07:48KY U	41209/LEXING10172011A/1	NOV-2011
19,054	Other	KENTUCKY STATE TREASURER				81.97	588100	01-DEC-2011 07:56KY U	70164/28-NOV-2011 11:11 SERV/3042	NOV-2011
19,055	Other	KENTUCKY STATE TREASURER				81.61	921003	01-DEC-2011 07:56KY U	70164/28-NOV-2011 11:11 SERV/1329	NOV-2011
19,056	Other	KENTUCKY STATE TREASURER				15.05	921003	01-DEC-2011 07:56KY U	39287/10005051-00/3	NOV-2011
19,057	Other	KENTUCKY STATE TREASURER				12.06	921903	01-DEC-2011 07:56KY U	52632/239212/3	NOV-2011
19,058	Other	KENTUCKY STATE TREASURER				10.61	921903	01-DEC-2011 07:56KY U	52632/239214/2	NOV-2011
19,059	Other	KENTUCKY STATE TREASURER				2.62	921004	01-DEC-2011 07:56KY U	67266/14890/3	NOV-2011
19,060	Other	KENTUCKY STATE TREASURER				2.59	510100	01-DEC-2011 07:56KY U	70164/28-NOV-2011 11:11 SERV/3810	NOV-2011
19,061	Other	KENTUCKY STATE TREASURER				(0.87)	921902	01-DEC-2011 07:56KY U	39287/10003299-00/5	NOV-2011
19,062	Other	KENTUCKY STATE TREASURER				167.35	511100	01-FEB-2012 07:27KY U	56481/2A20707NPO/2	Jan-2012
19,063	Other	KENTUCKY STATE TREASURER				(167.23)	511100	01-FEB-2012 07:27KY U	56481/2A20707NPO/3	Jan-2012
19,064	Other	KENTUCKY STATE TREASURER				94.50	512100	01-FEB-2012 07:27KY U	35208/17353/1	Jan-2012
19,065	Other	KENTUCKY STATE TREASURER				71.17	512005	01-FEB-2012 07:27KY U	70639/00475915/2	Jan-2012
19,066	Other	KENTUCKY STATE TREASURER				(49.54)	511100	01-FEB-2012 07:27KY U	56481/2A20342/3	Jan-2012
19,067	Other	KENTUCKY STATE TREASURER				47.28	511100	01-FEB-2012 07:27KY U	20599/068234/2	Jan-2012
19,068	Other	KENTUCKY STATE TREASURER				25.51	513100	01-FEB-2012 07:27KY U	52632/437526/2	Jan-2012
19,069	Other	KENTUCKY STATE TREASURER				25.51	513100	01-FEB-2012 07:27KY U	52632/437526/4	Jan-2012
19,070	Other	KENTUCKY STATE TREASURER				23.27	512100	01-FEB-2012 07:27KY U	39169/3W75743/4	Jan-2012
19,071	Other	KENTUCKY STATE TREASURER				22.50	586100	01-FEB-2012 07:27KY U	71784/1295/1	Jan-2012

KENTUCKY UTILITIES COMPANY
Case No. 2012- 00221
Analysis of Professional Services Expenses For the Test Year

(A)	(B)	(C)	(D)	(E)	(F)	(G)	(H)	(I)		
Line No.	Type	Vendor	Rate Case	Audit	Other	Total	Account	Invoice	Description	Period
19,072	Other	KENTUCKY STATE TREASURER				10.80	513100	01-FEB-2012 07:27KY U	52632/437526/1	Jan-2012
19,073	Other	KENTUCKY STATE TREASURER				10.80	513100	01-FEB-2012 07:27KY U	52632/437526/3	Jan-2012
19,074	Other	KENTUCKY STATE TREASURER				9.70	588100	01-FEB-2012 07:27KY U	35892/44292881/1	Jan-2012
19,075	Other	KENTUCKY STATE TREASURER				7.57	588100	01-FEB-2012 07:27KY U	35892/44292881/2	Jan-2012
19,076	Other	KENTUCKY STATE TREASURER				6.24	511100	01-FEB-2012 07:27KY U	10138/180034/2	Jan-2012
19,077	Other	KENTUCKY STATE TREASURER				5.63	513100	01-FEB-2012 07:27KY U	52632/437526/5	Jan-2012
19,078	Other	KENTUCKY STATE TREASURER				5.63	513100	01-FEB-2012 07:27KY U	52632/437526/6	Jan-2012
19,079	Other	KENTUCKY STATE TREASURER				2.13	588100	01-FEB-2012 07:27KY U	35892/44292881/3	Jan-2012
19,080	Other	KENTUCKY STATE TREASURER				1.62	512100	01-FEB-2012 07:27KY U	39169/3W7543/3	Jan-2012
19,081	Other	KENTUCKY STATE TREASURER				0.91	512100	01-FEB-2012 07:27KY U	39169/3W7544/4	Jan-2012
19,082	Other	KENTUCKY STATE TREASURER				1,100.63	510100	01-FEB-2012 07:36KY U	53919/49128529/6	Jan-2012
19,083	Other	KENTUCKY STATE TREASURER				44.84	921003	01-FEB-2012 07:36KY U	15951/0093586IN/2	Jan-2012
19,084	Other	KENTUCKY STATE TREASURER				24.30	921004	01-FEB-2012 07:36KY U	10041/274448/3	Jan-2012
19,085	Other	KENTUCKY STATE TREASURER				13.46	921903	01-FEB-2012 07:36KY U	52632/240555/8	Jan-2012
19,086	Other	KENTUCKY STATE TREASURER				2.75	588100	01-FEB-2012 07:36KY U	70164/27-JAN-2012 07:01 SERV/2623	Jan-2012
19,087	Other	KENTUCKY STATE TREASURER				45.14	511100	01-JAN-2012 09:23KY U	38961/34481/3	Dec-2011
19,088	Other	KENTUCKY STATE TREASURER				38.87	511100	01-JAN-2012 09:23KY U	38961/34481/1	Dec-2011
19,089	Other	KENTUCKY STATE TREASURER				22.80	512100	01-JAN-2012 09:23KY U	10762/76335/1	Dec-2011
19,090	Other	KENTUCKY STATE TREASURER				21.07	512100	01-JAN-2012 09:23KY U	23116/0025764/2	Dec-2011
19,091	Other	KENTUCKY STATE TREASURER				(17.30)	511100	01-JAN-2012 09:23KY U	36380/29932/5	Dec-2011
19,092	Other	KENTUCKY STATE TREASURER				14.78	514100	01-JAN-2012 09:23KY U	30986/0458213050/4	Dec-2011
19,093	Other	KENTUCKY STATE TREASURER				14.05	511100	01-JAN-2012 09:23KY U	38961/34481/2	Dec-2011
19,094	Other	KENTUCKY STATE TREASURER				13.70	511100	01-JAN-2012 09:23KY U	36380/29932/2	Dec-2011
19,095	Other	KENTUCKY STATE TREASURER				12.72	512100	01-JAN-2012 09:23KY U	24071/W0030075734/2	Dec-2011
19,096	Other	KENTUCKY STATE TREASURER				8.54	512100	01-JAN-2012 09:23KY U	24071/W0030075735/2	Dec-2011
19,097	Other	KENTUCKY STATE TREASURER				215.34	923900	01-JAN-2012 09:35KY U	24071/PS52893/2	Dec-2011
19,098	Other	KENTUCKY STATE TREASURER				103.43	588100	01-JAN-2012 09:35KY U	70164/28-DEC-2011 06:12 SERV/2537	Dec-2011
19,099	Other	KENTUCKY STATE TREASURER				31.20	921004	01-JAN-2012 09:35KY U	13450/11451M/1	Dec-2011
19,100	Other	KENTUCKY STATE TREASURER				31.20	923100	01-JAN-2012 09:35KY U	13450/11451M/2	Dec-2011
19,101	Other	KENTUCKY STATE TREASURER				18.36	921903	01-JAN-2012 09:35KY U	24830/LGE833/2	Dec-2011
19,102	Other	KENTUCKY STATE TREASURER				(1,492.50)	512100	01-JUL-2011 07:50KY U	17196/10187/4	Jun-2011
19,103	Other	KENTUCKY STATE TREASURER				(1,390.74)	512100	01-JUL-2011 07:50KY U	17196/10188/4	Jun-2011
19,104	Other	KENTUCKY STATE TREASURER				1,258.98	512100	01-JUL-2011 07:50KY U	17196/10187/2	Jun-2011
19,105	Other	KENTUCKY STATE TREASURER				1,258.98	512100	01-JUL-2011 07:50KY U	17196/10188/1	Jun-2011
19,106	Other	KENTUCKY STATE TREASURER				(1,031.94)	512100	01-JUL-2011 07:50KY U	51705/SI002249/15	Jun-2011
19,107	Other	KENTUCKY STATE TREASURER				540.00	512100	01-JUL-2011 07:50KY U	10762/67243/30	Jun-2011
19,108	Other	KENTUCKY STATE TREASURER				(397.69)	512100	01-JUL-2011 07:50KY U	14215/5222111352/4	Jun-2011
19,109	Other	KENTUCKY STATE TREASURER				322.56	512100	01-JUL-2011 07:50KY U	51705/SI002249/12	Jun-2011
19,110	Other	KENTUCKY STATE TREASURER				289.32	513100	01-JUL-2011 07:50KY U	65638/JC117141/1	Jun-2011
19,111	Other	KENTUCKY STATE TREASURER				(281.23)	512100	01-JUL-2011 07:50KY U	66667/87805AIN/3	Jun-2011
19,112	Other	KENTUCKY STATE TREASURER				275.94	512100	01-JUL-2011 07:50KY U	51705/SI002249/13	Jun-2011
19,113	Other	KENTUCKY STATE TREASURER				233.52	512100	01-JUL-2011 07:50KY U	17196/10187/1	Jun-2011
19,114	Other	KENTUCKY STATE TREASURER				211.54	512100	01-JUL-2011 07:50KY U	14215/5222111352/1	Jun-2011
19,115	Other	KENTUCKY STATE TREASURER				186.15	512100	01-JUL-2011 07:50KY U	14215/5222111352/3	Jun-2011
19,116	Other	KENTUCKY STATE TREASURER				181.44	512100	01-JUL-2011 07:50KY U	51705/SI002249/8	Jun-2011
19,117	Other	KENTUCKY STATE TREASURER				161.28	512100	01-JUL-2011 07:50KY U	51705/SI002249/1	Jun-2011
19,118	Other	KENTUCKY STATE TREASURER				131.76	512100	01-JUL-2011 07:50KY U	17196/10188/2	Jun-2011
19,119	Other	KENTUCKY STATE TREASURER				90.72	512100	01-JUL-2011 07:50KY U	51705/SI002249/9	Jun-2011
19,120	Other	KENTUCKY STATE TREASURER				59.11	514100	01-JUL-2011 07:50KY U	70164/29-JUN-2011 07:06 KUTL/266	Jun-2011
19,121	Other	KENTUCKY STATE TREASURER				45.45	921003	01-JUL-2011 07:50KY U	70164/29-JUN-2011 07:06 KUTL/773	Jun-2011
19,122	Other	KENTUCKY STATE TREASURER				32.49	512100	01-JUL-2011 07:50KY U	39169/3W73466/2	Jun-2011
19,123	Other	KENTUCKY STATE TREASURER				31.80	512100	01-JUL-2011 07:50KY U	10762/69090/1	Jun-2011
19,124	Other	KENTUCKY STATE TREASURER				24.77	511100	01-JUL-2011 07:50KY U	60198/685953/2	Jun-2011
19,125	Other	KENTUCKY STATE TREASURER				24.00	512101	01-JUL-2011 07:50KY U	19284/100491200/2	Jun-2011
19,126	Other	KENTUCKY STATE TREASURER				12.30	512100	01-JUL-2011 07:50KY U	30470/38841766/6	Jun-2011
19,127	Other	KENTUCKY STATE TREASURER				9.20	512100	01-JUL-2011 07:50KY U	10762/69336/1	Jun-2011
19,128	Other	KENTUCKY STATE TREASURER				6.24	511100	01-JUL-2011 07:50KY U	10138/178566/2	Jun-2011
19,129	Other	KENTUCKY STATE TREASURER				2.92	512100	01-JUL-2011 07:50KY U	10762/68833/1	Jun-2011
19,130	Other	KENTUCKY STATE TREASURER				2.90	586100	01-JUL-2011 07:50KY U	70164/29-JUN-2011 07:06 KUTL/2081	Jun-2011
19,131	Other	KENTUCKY STATE TREASURER				2.90	588100	01-JUL-2011 07:50KY U	70164/29-JUN-2011 07:06 KUTL/2082	Jun-2011

KENTUCKY UTILITIES COMPANY
Case No. 2012- 00221
Analysis of Professional Services Expenses For the Test Year

(A)	(B)	(C)	(D)	(E)	(F)	(G)	(H)	(I)		
Line No.	Type	Vendor	Rate Case	Audit	Other	Total	Account	Invoice	Description	Period
19,132	Other	KENTUCKY STATE TREASURER				1.49	512100	01-JUL-2011 07:50KY U	39169/3W73467/2	Jun-2011
19,133	Other	KENTUCKY STATE TREASURER				9.42	923100	01-JUL-2011 08:03KY U	70164/29-JUN-2011 08:06 SERV/4964	Jun-2011
19,134	Other	KENTUCKY STATE TREASURER				8.25	921004	01-JUL-2011 08:03KY U	10041/269328/3	Jun-2011
19,135	Other	KENTUCKY STATE TREASURER				(7.46)	923900	01-JUL-2011 08:03KY U	60330/832B/5	Jun-2011
19,136	Other	KENTUCKY STATE TREASURER				5.28	930101	01-JUL-2011 08:03KY U	19379/186285179033/2	Jun-2011
19,137	Other	KENTUCKY STATE TREASURER				(235.14)	512100	01-JUN-2011 07:45KY U	66667/0088147IN/11	MAY-2011
19,138	Other	KENTUCKY STATE TREASURER				172.20	511100	01-JUN-2011 07:45KY U	51243/0183251/1	MAY-2011
19,139	Other	KENTUCKY STATE TREASURER				68.10	512100	01-JUN-2011 07:45KY U	66667/0088147IN/6	MAY-2011
19,140	Other	KENTUCKY STATE TREASURER				43.89	512100	01-JUN-2011 07:45KY U	39169/3W73310/4	MAY-2011
19,141	Other	KENTUCKY STATE TREASURER				42.12	512100	01-JUN-2011 07:45KY U	66667/0088147IN/3	MAY-2011
19,142	Other	KENTUCKY STATE TREASURER				41.28	512100	01-JUN-2011 07:45KY U	66667/0088147IN/1	MAY-2011
19,143	Other	KENTUCKY STATE TREASURER				41.28	512100	01-JUN-2011 07:45KY U	66667/0088147IN/4	MAY-2011
19,144	Other	KENTUCKY STATE TREASURER				25.74	512100	01-JUN-2011 07:45KY U	66667/0088147IN/5	MAY-2011
19,145	Other	KENTUCKY STATE TREASURER				17.76	512100	01-JUN-2011 07:45KY U	66667/0088147IN/9	MAY-2011
19,146	Other	KENTUCKY STATE TREASURER				16.62	512100	01-JUN-2011 07:45KY U	66667/0088147IN/2	MAY-2011
19,147	Other	KENTUCKY STATE TREASURER				13.20	513100	01-JUN-2011 07:45KY U	70058/CD10278648/1	MAY-2011
19,148	Other	KENTUCKY STATE TREASURER				11.64	512100	01-JUN-2011 07:45KY U	66667/0088147IN/10	MAY-2011
19,149	Other	KENTUCKY STATE TREASURER				8.88	512100	01-JUN-2011 07:45KY U	66667/0088147IN/8	MAY-2011
19,150	Other	KENTUCKY STATE TREASURER				5.70	583001	01-JUN-2011 07:45KY U	70164/31-MAY-2011 07:05 KUTL/1847	MAY-2011
19,151	Other	KENTUCKY STATE TREASURER				5.23	512100	01-JUN-2011 07:45KY U	24071/WO030072056/2	MAY-2011
19,152	Other	KENTUCKY STATE TREASURER				4.50	512100	01-JUN-2011 07:45KY U	66667/0088147IN/7	MAY-2011
19,153	Other	KENTUCKY STATE TREASURER				2.75	512100	01-JUN-2011 07:45KY U	22405/125752/2	MAY-2011
19,154	Other	KENTUCKY STATE TREASURER				(2.70)	512100	01-JUN-2011 07:45KY U	22405/125752/3	MAY-2011
19,155	Other	KENTUCKY STATE TREASURER				0.93	511100	01-JUN-2011 07:45KY U	67755/98395/2	MAY-2011
19,156	Other	KENTUCKY STATE TREASURER				30.53	921004	01-JUN-2011 07:56KY U	70164/31-MAY-2011 09:05 SERV/4643	MAY-2011
19,157	Other	KENTUCKY STATE TREASURER				29.67	930101	01-JUN-2011 07:56KY U	19379/185235178498/6	MAY-2011
19,158	Other	KENTUCKY STATE TREASURER				14.49	500900	01-JUN-2011 07:56KY U	70164/31-MAY-2011 09:05 SERV/3627	MAY-2011
19,159	Other	KENTUCKY STATE TREASURER				6.57	921003	01-JUN-2011 07:56KY U	15951/0091565IN/2	MAY-2011
19,160	Other	KENTUCKY STATE TREASURER				2.91	921004	01-JUN-2011 07:56KY U	67266/13627/3	MAY-2011
19,161	Other	KENTUCKY STATE TREASURER				0.97	921004	01-JUN-2011 07:56KY U	67266/13651/3	MAY-2011
19,162	Other	KENTUCKY STATE TREASURER				441.56	592100	01-MAR-2012 08:20KY U	31373/00736054/2	Feb-2012
19,163	Other	KENTUCKY STATE TREASURER				138.00	512100	01-MAR-2012 08:20KY U	10762/78854/1	Feb-2012
19,164	Other	KENTUCKY STATE TREASURER				(92.52)	511100	01-MAR-2012 08:20KY U	13450/0089/6	Feb-2012
19,165	Other	KENTUCKY STATE TREASURER				(45.14)	511100	01-MAR-2012 08:20KY U	38961/34481/23	Feb-2012
19,166	Other	KENTUCKY STATE TREASURER				(38.87)	511100	01-MAR-2012 08:20KY U	38961/34481/19	Feb-2012
19,167	Other	KENTUCKY STATE TREASURER				34.01	583001	01-MAR-2012 08:20KY U	70164/29-FEB-2012 05:02 KUTL/1544	Feb-2012
19,168	Other	KENTUCKY STATE TREASURER				(31.08)	511100	01-MAR-2012 08:20KY U	13450/11410H/5	Feb-2012
19,169	Other	KENTUCKY STATE TREASURER				(15.36)	511100	01-MAR-2012 08:20KY U	13450/0089/8	Feb-2012
19,170	Other	KENTUCKY STATE TREASURER				(14.78)	514100	01-MAR-2012 08:20KY U	30986/04S8213050/11	Feb-2012
19,171	Other	KENTUCKY STATE TREASURER				(14.05)	511100	01-MAR-2012 08:20KY U	38961/34481/21	Feb-2012
19,172	Other	KENTUCKY STATE TREASURER				12.96	512100	01-MAR-2012 08:20KY U	24071/LY06281/2	Feb-2012
19,173	Other	KENTUCKY STATE TREASURER				9.00	512100	01-MAR-2012 08:20KY U	23897/134052/1	Feb-2012
19,174	Other	KENTUCKY STATE TREASURER				(6.24)	511100	01-MAR-2012 08:20KY U	10138/180034/5	Feb-2012
19,175	Other	KENTUCKY STATE TREASURER				3.60	921003	01-MAR-2012 08:20KY U	70164/29-FEB-2012 05:02 KUTL/823	Feb-2012
19,176	Other	KENTUCKY STATE TREASURER				133.00	923900	01-MAR-2012 08:30KY U	19379/195847188682/2	Feb-2012
19,177	Other	KENTUCKY STATE TREASURER				24.82	921903	01-MAR-2012 08:30KY U	52632/242640/2	Feb-2012
19,178	Other	KENTUCKY STATE TREASURER				17.52	921004	01-MAR-2012 08:30KY U	39287/10008188-00/12	Feb-2012
19,179	Other	KENTUCKY STATE TREASURER				(15.05)	921003	01-MAR-2012 08:30KY U	39287/10005051-00/8	Feb-2012
19,180	Other	KENTUCKY STATE TREASURER				11.65	588100	01-MAR-2012 08:30KY U	70164/29-FEB-2012 06:02 SERV/1253	Feb-2012
19,181	Other	KENTUCKY STATE TREASURER				3.75	921004	01-MAR-2012 08:30KY U	39287/10008188-00/6	Feb-2012
19,182	Other	KENTUCKY STATE TREASURER				-2.79	905002	01-MAR-2012 08:30KY U	70164/29-FEB-2012 06:02 SERV/1507	Feb-2012
19,183	Other	KENTUCKY STATE TREASURER				1.55	500900	01-MAR-2012 08:30KY U	70164/29-FEB-2012 06:02 SERV/3833	Feb-2012
19,184	Other	KENTUCKY STATE TREASURER				1.38	921903	01-MAR-2012 08:30KY U	70164/29-FEB-2012 06:02 SERV/75	Feb-2012
19,185	Other	KENTUCKY STATE TREASURER				0.33	921004	01-MAR-2012 08:30KY U	39287/10008188-00/7	Feb-2012
19,186	Other	KENTUCKY STATE TREASURER				0.12	921004	01-MAR-2012 08:30KY U	39287/10008188-00/2	Feb-2012
19,187	Other	KENTUCKY STATE TREASURER				(314.11)	512011	01-NOV-2011 07:39KY U	54036/21442/6	OCT-2011
19,188	Other	KENTUCKY STATE TREASURER				293.28	512100	01-NOV-2011 07:39KY U	53919/99784561/2	OCT-2011
19,189	Other	KENTUCKY STATE TREASURER				270.00	512100	01-NOV-2011 07:39KY U	10762/74676/1	OCT-2011
19,190	Other	KENTUCKY STATE TREASURER				90.48	512017	01-NOV-2011 07:39KY U	10762/74632/1	OCT-2011
19,191	Other	KENTUCKY STATE TREASURER				3.73	512005	01-NOV-2011 07:39KY U	70639/00474961/3	OCT-2011

KENTUCKY UTILITIES COMPANY
Case No. 2012- 00221
Analysis of Professional Services Expenses For the Test Year

(A)	(B)	(C)	(D)	(E)	(F)	(G)	(H)	(I)		
Line No.	Type	Vendor	Rate Case	Audit	Other	Total	Account	Invoice	Description	Period
19,192	Other	KENTUCKY STATE TREASURER				1.06	512005	01-NOV-2011 07:39KY U	57915/5896780/2	OCT-2011
19,193	Other	KENTUCKY STATE TREASURER				1.24	921902	01-NOV-2011 07:54KY U	58452/0022027IN/29	OCT-2011
19,194	Other	KENTUCKY STATE TREASURER				0.90	588100	01-NOV-2011 07:54KY U	70164/27-OCT-2011 10:10 SERV/2669	OCT-2011
19,195	Other	KENTUCKY STATE TREASURER				1,302.66	512100	01-OCT-2011 09:16KY U	58822/90088355/1	SEP-2011
19,196	Other	KENTUCKY STATE TREASURER				158.16	903003	01-OCT-2011 09:16KY U	57999/0000263993/1	SEP-2011
19,197	Other	KENTUCKY STATE TREASURER				142.98	511100	01-OCT-2011 09:16KY U	13450/11287/2	SEP-2011
19,198	Other	KENTUCKY STATE TREASURER				84.18	903003	01-OCT-2011 09:16KY U	57999/0000264310/1	SEP-2011
19,199	Other	KENTUCKY STATE TREASURER				80.84	512100	01-OCT-2011 09:16KY U	39169/3W74445/2	SEP-2011
19,200	Other	KENTUCKY STATE TREASURER				22.11	512100	01-OCT-2011 09:16KY U	39169/3W74445/6	SEP-2011
19,201	Other	KENTUCKY STATE TREASURER				5.85	512100	01-OCT-2011 09:16KY U	24071/WO030074143/2	SEP-2011
19,202	Other	KENTUCKY STATE TREASURER				2.77	556100	01-OCT-2011 09:16KY U	39287/10003217-01/2	SEP-2011
19,203	Other	KENTUCKY STATE TREASURER				2.40	512100	01-OCT-2011 09:16KY U	39169/3W74445/5	SEP-2011
19,204	Other	KENTUCKY STATE TREASURER				1.85	556100	01-OCT-2011 09:16KY U	39287/10003217-01/1	SEP-2011
19,205	Other	KENTUCKY STATE TREASURER				108.86	921004	01-OCT-2011 09:26KY U	59765/MT1155506/4	SEP-2011
19,206	Other	KENTUCKY STATE TREASURER				38.88	921004	01-OCT-2011 09:26KY U	59765/MT1155506/2	SEP-2011
19,207	Other	KENTUCKY STATE TREASURER				38.19	588100	01-OCT-2011 09:26KY U	70164/28-SEP-2011 09:09 SERV/2806	SEP-2011
19,208	Other	KENTUCKY STATE TREASURER				32.40	921004	01-OCT-2011 09:26KY U	59765/MT1155506/5	SEP-2011
19,209	Other	KENTUCKY STATE TREASURER				2.66	921003	01-OCT-2011 09:26KY U	15951/0092510IN/2	SEP-2011
19,210	Other	KENTUCKY STATE TREASURER				1.84	921004	01-OCT-2011 09:26KY U	67266/14381/3	SEP-2011
19,211	Other	KENTUCKY STATE TREASURER				0.87	921902	01-OCT-2011 09:26KY U	39287/10003299-00/2	SEP-2011
19,212	Other	KENTUCKY STATE TREASURER				293.58	512017	01-SEP-2011 07:09KY U	33627/45129/2	AUG-2011
19,213	Other	KENTUCKY STATE TREASURER				264.06	513100	01-SEP-2011 07:09KY U	10287/862077300/1	AUG-2011
19,214	Other	KENTUCKY STATE TREASURER				165.30	512011	01-SEP-2011 07:09KY U	54036/21442/4	AUG-2011
19,215	Other	KENTUCKY STATE TREASURER				112.81	512011	01-SEP-2011 07:09KY U	54036/21442/1	AUG-2011
19,216	Other	KENTUCKY STATE TREASURER				102.24	512017	01-SEP-2011 07:09KY U	10762/72052/1	AUG-2011
19,217	Other	KENTUCKY STATE TREASURER				32.80	592100	01-SEP-2011 07:09KY U	33262/6147/1	AUG-2011
19,218	Other	KENTUCKY STATE TREASURER				24.00	512011	01-SEP-2011 07:09KY U	54036/21442/2	AUG-2011
19,219	Other	KENTUCKY STATE TREASURER				12.00	512011	01-SEP-2011 07:09KY U	54036/21442/3	AUG-2011
19,220	Other	KENTUCKY STATE TREASURER				4.13	512100	01-SEP-2011 07:09KY U	22405/127358/2	AUG-2011
19,221	Other	KENTUCKY STATE TREASURER				3.77	514100	01-SEP-2011 07:09KY U	69479/10405815/2	AUG-2011
19,222	Other	KENTUCKY STATE TREASURER				1.31	556100	01-SEP-2011 07:09KY U	39287/10003217-00/1	AUG-2011
19,223	Other	KENTUCKY STATE TREASURER				88.72	510100	01-SEP-2011 07:21KY U	70164/29-AUG-2011 08:08 SERV/3719	AUG-2011
19,224	Other	KENTUCKY STATE TREASURER				13.46	588100	01-SEP-2011 07:21KY U	70164/29-AUG-2011 08:08 SERV/2959	AUG-2011
19,225	Other	KENTUCKY STATE TREASURER				6.44	921004	01-SEP-2011 07:21KY U	10041/270911/3	AUG-2011
19,226	Other	KENTUCKY STATE TREASURER				5.92	588100	01-SEP-2011 07:21KY U	70164/29-AUG-2011 08:08 SERV/2957	AUG-2011
19,227	Other	KENTUCKY STATE TREASURER				423.60	512100	02-APR-2012 07:15KY U	10762/80064/1	MAR-2012
19,228	Other	KENTUCKY STATE TREASURER				315.00	511100	02-APR-2012 07:15KY U	53885/715414/2	MAR-2012
19,229	Other	KENTUCKY STATE TREASURER				205.79	511100	02-APR-2012 07:15KY U	56481/2A21670/2	MAR-2012
19,230	Other	KENTUCKY STATE TREASURER				204.45	512100	02-APR-2012 07:15KY U	70164/28-MAR-2012 06:03 KUTL/557	MAR-2012
19,231	Other	KENTUCKY STATE TREASURER				41.97	513100	02-APR-2012 07:15KY U	10138/180513/2	MAR-2012
19,232	Other	KENTUCKY STATE TREASURER				38.70	512017	02-APR-2012 07:15KY U	38961/34795/4	MAR-2012
19,233	Other	KENTUCKY STATE TREASURER				(37.36)	512017	02-APR-2012 07:15KY U	38961/34795/5	MAR-2012
19,234	Other	KENTUCKY STATE TREASURER				35.78	512017	02-APR-2012 07:15KY U	38961/34795/3	MAR-2012
19,235	Other	KENTUCKY STATE TREASURER				27.12	513100	02-APR-2012 07:15KY U	10138/180513/1	MAR-2012
19,236	Other	KENTUCKY STATE TREASURER				24.42	511100	02-APR-2012 07:15KY U	10138/180411/1	MAR-2012
19,237	Other	KENTUCKY STATE TREASURER				22.80	512100	02-APR-2012 07:15KY U	16695/356407/4	MAR-2012
19,238	Other	KENTUCKY STATE TREASURER				21.60	512100	02-APR-2012 07:15KY U	10762/79654/1	MAR-2012
19,239	Other	KENTUCKY STATE TREASURER				19.41	512017	02-APR-2012 07:15KY U	38961/34795/2	MAR-2012
19,240	Other	KENTUCKY STATE TREASURER				17.95	512017	02-APR-2012 07:15KY U	38961/34795/1	MAR-2012
19,241	Other	KENTUCKY STATE TREASURER				11.52	513100	02-APR-2012 07:15KY U	10138/180513/3	MAR-2012
19,242	Other	KENTUCKY STATE TREASURER				6.48	511100	02-APR-2012 07:15KY U	10138/180411/2	MAR-2012
19,243	Other	KENTUCKY STATE TREASURER				3,078.00	510100	02-APR-2012 07:29KY U	23907/120077/2	MAR-2012
19,244	Other	KENTUCKY STATE TREASURER				26.10	921903	02-APR-2012 07:29KY U	40067/S006587476002/1	MAR-2012
19,245	Other	KENTUCKY STATE TREASURER				15.25	921004	02-APR-2012 07:29KY U	18455/56588/2	MAR-2012
19,246	Other	KENTUCKY STATE TREASURER				14.32	921902	02-APR-2012 07:29KY U	70164/28-MAR-2012 07:03 SERV/3505	MAR-2012
19,247	Other	KENTUCKY STATE TREASURER				10.36	588100	02-APR-2012 07:29KY U	70164/28-MAR-2012 07:03 SERV/2181	MAR-2012
19,248	Other	KENTUCKY STATE TREASURER				3.04	921004	02-APR-2012 07:29KY U	67266/15742/3	MAR-2012
19,249	Other	KENTUCKY STATE TREASURER				1.38	921004	02-APR-2012 07:29KY U	67266/15359/3	MAR-2012
19,250	Other	KENTUCKY STATE TREASURER				0.88	500900	02-APR-2012 07:29KY U	60297/151386/4	MAR-2012
19,251	Other	KENTUCKY STATE TREASURER				0.69	921004	02-APR-2012 07:29KY U	67266/15598/3	MAR-2012

KENTUCKY UTILITIES COMPANY
Case No. 2012- 00221
Analysis of Professional Services Expenses For the Test Year

(A)	(B)	(C)	(D)	(E)	(F)	(G)	(H)	(I)		
Line No.	Type	Vendor	Rate Case	Audit	Other	Total	Account	Invoice	Description	Period
19,252	Other	KENTUCKY STATE TREASURER				(1,605.37)	512017	02-MAY-2011 08:33KY U	51705/SI002101/10	APR-2011
19,253	Other	KENTUCKY STATE TREASURER				(1,074.60)	513100	02-MAY-2011 08:33KY U	58134/10550/2	APR-2011
19,254	Other	KENTUCKY STATE TREASURER				(1,030.68)	512100	02-MAY-2011 08:33KY U	17196/10138/6	APR-2011
19,255	Other	KENTUCKY STATE TREASURER				(61.16)	513100	02-MAY-2011 08:33KY U	52632/229981/7	APR-2011
19,256	Other	KENTUCKY STATE TREASURER				(33.03)	512100	02-MAY-2011 08:33KY U	24071/WO030071038/4	APR-2011
19,257	Other	KENTUCKY STATE TREASURER				(30.38)	513100	02-MAY-2011 08:33KY U	52632/229981/9	APR-2011
19,258	Other	KENTUCKY STATE TREASURER				(29.82)	511100	02-MAY-2011 08:33KY U	10138/178128/3	APR-2011
19,259	Other	KENTUCKY STATE TREASURER				23.58	511100	02-MAY-2011 08:33KY U	10138/178128/1	APR-2011
19,260	Other	KENTUCKY STATE TREASURER				22.41	921003	02-MAY-2011 08:33KY U	70164/28-APR-2011 12:04 KUTL/1000	APR-2011
19,261	Other	KENTUCKY STATE TREASURER				6.24	511100	02-MAY-2011 08:33KY U	10138/178128/2	APR-2011
19,262	Other	KENTUCKY STATE TREASURER				(5.85)	512100	02-MAY-2011 08:33KY U	24071/WO030071038/6	APR-2011
19,263	Other	KENTUCKY STATE TREASURER				140.30	921003	02-MAY-2011 08:44KY U	53545/PUE201100019/1	APR-2011
19,264	Other	KENTUCKY STATE TREASURER				1,254.89	570100	L867	ENVIRONMENTAL REGULATIONS	Feb-2012
19,265	Other	KENTUCKY UNDERGROUND PROTECTION INC				4,072.53	583001	200610139	UNDERGROUND LOCATE REQUESTS FOR 2011-LEXINGTON OPERATIONS	APR-2011
19,266	Other	KENTUCKY UNDERGROUND PROTECTION INC				4,381.26	583001	200610415	UNDERGROUND LOCATE REQUESTS FOR 2011-LEXINGTON OPERATIONS	Jun-2011
19,267	Other	KENTUCKY UNDERGROUND PROTECTION INC				4,005.54	583001	200610692	UNDERGROUND LOCATE REQUESTS FOR 2011-LEXINGTON OPERATIONS	JUL-2011
19,268	Other	KENTUCKY UNDERGROUND PROTECTION INC				4,120.32	583001	200610950	UNDERGROUND LOCATE REQUESTS FOR 2011-LEXINGTON OPERATIONS	JUL-2011
19,269	Other	KENTUCKY UNDERGROUND PROTECTION INC				3,806.40	583001	200611247	UNDERGROUND LOCATE REQUESTS FOR 2011-LEXINGTON OPERATIONS	AUG-2011
19,270	Other	KENTUCKY UNDERGROUND PROTECTION INC				3,547.50	583001	200611537	UNDERGROUND LOCATE REQUESTS FOR 2011-LEXINGTON OPERATIONS	SEP-2011
19,271	Other	KENTUCKY UNDERGROUND PROTECTION INC				3,343.14	583001	200611818	UNDERGROUND LOCATE REQUESTS FOR 2011-LEXINGTON OPERATIONS	NOV-2011
19,272	Other	KENTUCKY UNDERGROUND PROTECTION INC				3,521.28	583001	200612105	UNDERGROUND LOCATE REQUESTS FOR 2011-LEXINGTON OPERATIONS	Dec-2011
19,273	Other	KENTUCKY UNDERGROUND PROTECTION INC				3,469.98	583001	200612393	UNDERGROUND LOCATE REQUESTS FOR 2011-LEXINGTON OPERATIONS	Jan-2012
19,274	Other	KENTUCKY UNDERGROUND PROTECTION INC				3,562.20	583001	200612674	UNDERGROUND LOCATE REQUESTS FOR 2011-LEXINGTON OPERATIONS	Feb-2012
19,275	Other	KENTUCKY UNDERGROUND PROTECTION INC				3,150.44	583001	200612957	UNDERGROUND LOCATE REQUESTS FOR 2011-LEXINGTON OPERATIONS	MAR-2012
19,276	Other	KENTUCKY UNDERGROUND PROTECTION INC				27.37	566100	200613307	pay invoice 200613307	MAR-2012
19,277	Other	KENTUCKY UNDERGROUND PROTECTION INC				4,200.00	583001	J703-0110-0312 Adjustment USD	Kentucky Underground Protection	MAR-2012
19,278	Other	KENTUCKY UNDERGROUND PROTECTION INC				(3,500.00)	583001	Reverses *J703-0110-0311 Adjustment USD	Kentucky Underground	APR-2011
19,279	Other	KENTUCKY UNDERGROUND STORAGE INC				125.50	921003	025710	Records storage	APR-2011
19,280	Other	KENTUCKY UNDERGROUND STORAGE INC				125.50	921003	026683	Records storage	APR-2011
19,281	Other	KENTUCKY UNDERGROUND STORAGE INC				125.50	921003	027037	Records storage	MAY-2011
19,282	Other	KENTUCKY UNDERGROUND STORAGE INC				125.50	921003	27360	Records storage	Jun-2011
19,283	Other	KENTUCKY UNDERGROUND STORAGE INC				125.50	921003	027699	Records storage	JUL-2011
19,284	Other	KENTUCKY UNDERGROUND STORAGE INC				125.50	921003	028035	Records storage	AUG-2011
19,285	Other	KENTUCKY UNDERGROUND STORAGE INC				125.50	921003	028366	Records storage	SEP-2011
19,286	Other	KENTUCKY UNDERGROUND STORAGE INC				125.50	921003	029058	Records storage	NOV-2011
19,287	Other	KENTUCKY UNDERGROUND STORAGE INC				125.50	921003	29771	Records storage	Jan-2012
19,288	Other	KENTUCKY UNDERGROUND STORAGE INC				125.50	921003	30119	Records storage	Feb-2012
19,289	Other	KENTUCKY UNDERGROUND STORAGE INC				125.50	921003	030455	Records storage	MAR-2012
19,290	Other	KFORCE INC				2,640.40	935488	4098091	Temporary IT Resources	APR-2011
19,291	Other	KFORCE INC				4,364.60	908901	4098483	Market Research Contractor	APR-2011
19,292	Other	KFORCE INC				3,196.20	935488	4118160	Temporary IT Resources	APR-2011
19,293	Other	KFORCE INC				4,034.41	908901	4118628	Market Research Contractor	APR-2011
19,294	Other	KFORCE INC				4,338.86	908901	4137888	Market Research Contractor	MAY-2011
19,295	Other	KFORCE INC				1,894.20	903001	4141075	Paul Anglin's April 2011 Invoice related to Tax Validation Team - his last day was on April 29, so last invoice.	MAY-2011
19,296	Other	KFORCE INC				4,434.71	923900	4142611	Temporary IT Resource (Rebecca Trevino)	MAY-2011
19,297	Other	KFORCE INC				2,716.45	923900	4142612	Temporary IT Resource (Tim Roberts)	MAY-2011
19,298	Other	KFORCE INC				1,667.63	923900	4163281	Temporary IT Resource (Tom Militello)	Jun-2011
19,299	Other	KFORCE INC				3,503.71	908901	4164233	Market Research Contractor	Jun-2011
19,300	Other	KFORCE INC				4,880.23	923900	4166175	Temporary IT Resource (Rebecca Trevino)	Jun-2011
19,301	Other	KFORCE INC				5,020.86	923900	4166176	Temporary IT Resource (Tim Roberts)	Jun-2011
19,302	Other	KFORCE INC				2,965.37	923900	4183478	Temporary IT Resource (Rebecca Trevino)	JUL-2011
19,303	Other	KFORCE INC				5,418.76	923900	4183479	Temporary IT Resource (Tim Roberts)	JUL-2011
19,304	Other	KFORCE INC				2,531.95	908901	4184531	Product Marketing Manager	AUG-2011
19,305	Other	KFORCE INC				2,531.95	908901	4184531	Market Research Contractor	AUG-2011
19,306	Other	KFORCE INC				5,603.21	923900	4187520	Temporary IT Resource (Tom Militello)	JUL-2011
19,307	Other	KFORCE INC				5,619.96	923900	4210051	Temporary IT Resource (Tom Militello)	AUG-2011
19,308	Other	KFORCE INC				4,990.10	923900	4210665	Temporary IT Resource (Tim Roberts)	AUG-2011
19,309	Other	KFORCE INC				4,524.80	930903	4212297	Market Research Contractor	AUG-2011
19,310	Other	KFORCE INC				5,501.53	930903	4233053	Market Research Contractor	SEP-2011

KENTUCKY UTILITIES COMPANY
Case No. 2012- 00221
Analysis of Professional Services Expenses For the Test Year

(A)	(B)	(C)	(D)	(E)	(F)	(G)	(H)	(I)		
Line No.	Type	Vendor	Rate Case	Audit	Other	Total	Account	Invoice	Description	Period
19,311	Other	KFORCE INC				5,633.39	923900	4234566	Temporary IT Resource (Tim Roberts)	SEP-2011
19,312	Other	KFORCE INC				5,402.88	923900	4235541	Temporary IT Resource (Tom Militello)	SEP-2011
19,313	Other	KFORCE INC				3,496.64	930903	4253803	Market Research Contractor	OCT-2011
19,314	Other	KFORCE INC				489.53	923900	4255359	Temporary IT Resource (Tim Roberts)	OCT-2011
19,315	Other	KFORCE INC				5,370.05	923900	4256156	Temporary IT Resource (Tom Militello)	OCT-2011
19,316	Other	KFORCE INC				2,108.38	930903	4280369	Market Research Contractor	Dec-2011
19,317	Other	KFORCE INC				3,185.18	923900	4282084	Temporary IT Resource (Tom Militello)	NOV-2011
19,318	Other	KFORCE INC				1,127.21	930903	4290160	Market Research Contractor	Dec-2011
19,319	Other	KFORCE INC				4,386.79	930903	4301915	Market Research Contractor	Dec-2011
19,320	Other	KFORCE INC				351.07	930903	4306683	Market Research Contractor	Jan-2012
19,321	Other	KFORCE INC				2,218.41	930903	4312579	Market Research Contractor	Jan-2012
19,322	Other	KFORCE INC				1,889.35	930903	4321988	Market Research Contractor	Jan-2012
19,323	Other	KFORCE INC				2,927.05	935488	4348312	Temporary IT Resources (Jeff Tevlin - Award Rec)	Feb-2012
19,324	Other	KFORCE INC				2,927.05	935488	4369405	Temporary IT Resources (Jeff Tevlin - Award Rec)	MAR-2012
19,325	Other	KFORCE INC				196.80	903001	4076095M	Tax Validation Project	APR-2011
19,326	Other	KFORCE INC				202.95	903001	4076096M	Tax Validation Project	APR-2011
19,327	Other	KFORCE INC				885.60	903001	4083787M	Tax Validation Project	APR-2011
19,328	Other	KFORCE INC				1,968.00	903001	4095644M	Tax Validation Project	APR-2011
19,329	Other	KFORCE INC				2,263.20	903001	4121013M	Tax Validation Project	APR-2011
19,330	Other	KFORCE INC				(2,779.28)	935488		Reverses *J706-0020-0311 Adjustment USD	APR-2011
19,331	Other	KING, LOWELL				245.00	588100	063016	KFORCE - JEFF TEVLIN ()	APR-2011
19,332	Other	KING, LOWELL				280.00	588100	063017	L.King Truck washing KDV	APR-2011
19,333	Other	KING, LOWELL				280.00	588100	063018	L.King Truck washing KDV	APR-2011
19,334	Other	KING, LOWELL				245.00	588100	063019	L.King Truck washing KDV	MAY-2011
19,335	Other	KING, LOWELL				315.00	588100	63020	L.King Truck washing KDV	MAY-2011
19,336	Other	KING, LOWELL				315.00	588100	63021	L.King Truck washing KDV	Jun-2011
19,337	Other	KING, LOWELL				280.00	588100	63022	L.King Truck washing KDV	Jun-2011
19,338	Other	KING, LOWELL				280.00	588100	063023	L.King Truck washing KDV	JUL-2011
19,339	Other	KING, LOWELL				245.00	588100	063024	L.King Truck washing KDV	AUG-2011
19,340	Other	KING, LOWELL				315.00	588100	063025	L.King Truck washing KDV	AUG-2011
19,341	Other	KING, LOWELL				315.00	588100	063026	L.King Truck washing KDV	SEP-2011
19,342	Other	KING, LOWELL				245.00	588100	063027	L.King Truck washing KDV	SEP-2011
19,343	Other	KING, LOWELL				175.00	588100	063028	L.King Truck washing KDV	OCT-2011
19,344	Other	KING, LOWELL				245.00	588100	063029	L.King Truck washing KDV	NOV-2011
19,345	Other	KING, LOWELL				210.00	588100	063030	L.King Truck washing KDV	NOV-2011
19,346	Other	KING, LOWELL				315.00	588100	63031	L.King Truck washing KDV	Dec-2011
19,347	Other	KING, LOWELL				280.00	588100	63032	L.King Truck washing KDV	Jan-2012
19,348	Other	KING, LOWELL				245.00	588100	63033	L.King Truck washing KDV	Jan-2012
19,349	Other	KING, LOWELL				245.00	588100	63034	L.King Truck washing KDV	Jan-2012
19,350	Other	KING, LOWELL				280.00	588100	63035	L.King Truck washing KDV	Feb-2012
19,351	Other	KING, LOWELL				280.00	588100	063036	L.King Truck washing KDV	MAR-2012
19,352	Other	KING, LOWELL				280.00	588100	063037	L.King Truck washing KDV	MAR-2012
19,353	Other	KIZAN TECHNOLOGIES LLC				1,096.82	923900	K08825	Temporary IT Resources	APR-2011
19,354	Other	KIZAN TECHNOLOGIES LLC				1,935.57	923900	K08882	Temporary IT Resources	APR-2011
19,355	Other	KIZAN TECHNOLOGIES LLC				774.23	923900	K08930	Labor - Developer (Jeff Frederick) 12 hrs	MAY-2011
19,356	Other	KLEIN BROS SAFE AND LOCK CO				317.45	921004	156662	FURNISH AND REPLACE 1 S & G SAFE LOCK, INV 156662	NOV-2011
19,357	Other	KLEIN BROS SAFE AND LOCK CO				(169.95)	921004	156662	CORRECT ACCT ECS FURNISH AND REPLACE 1 S & G SAFE LOCK, INV 156662	NOV-2011
19,358	Other	KNOX EXCAVATING				1,458.00	592100	KNOXEX021812	Contract labor and equipment for replacing drain tile and re-graveling at Manchester Substation. Contract 515663	MAR-2012
19,359	Other	KNOX EXCAVATING				400.00	592100	KNOXEX021812	Contract labor and equipment for replacing drain tile and re-graveling at Manchester Substation. Contract 515663	MAR-2012
19,360	Other	KNOX EXCAVATING				1,736.49	592100	KNOXEX022912	Contract labor and equipment for leveling and graveling driveway at Bear Branch Substation. Contract 515663	MAR-2012
19,361	Other	KNOX EXCAVATING				480.00	592100	KNOXEX022912	Contract labor and equipment for leveling and graveling driveway at Bear Branch Substation. Contract 515663	MAR-2012
19,362	Other	KNOX EXCAVATING				2,846.00	592100	KNOXEX042711A	Labor, material, and equipment for repairing substation fences at Fariston, Caron Spinning, Whitley City, Waynesburg and Somerset # 3.	MAY-2011
19,363	Other	KNOX EXCAVATING				2,898.00	570100	KNOXEX04272011	Labor, material and equipment charges for repairing substaion fences at Elihu, Alcalde, London, Farley and Pittsburg substations.	MAY-2011

KENTUCKY UTILITIES COMPANY
Case No. 2012- 00221
Analysis of Professional Services Expenses For the Test Year

(A)	(B)	(C)	(D)	(E)	(F)	(G)	(H)	(I)		
Line No.	Type	Vendor	Rate Case	Audit	Other	Total	Account	Invoice	Description	Period
19,364	Other	KNOX EXCAVATING				57.02	582100	KNOXEX05182011	Contract labor and equipment for installing house at Somersset # 3, replacing copper at Brush Creek, paint building at Shawnee Gas and remove old battery house at Cumberland substation. Reference invoice customer order numbers 6 and 7.	MAY-2011
19,365	Other	KNOX EXCAVATING				492.98	582100	KNOXEX05182011A	Contract labor and equipment for installing house at Somersset # 3, replacing copper at Brush Creek, paint building at Shawnee Gas and remove old battery house at Cumberland substation. Reference invoice customer order numbers 6 and 7.	MAY-2011
19,366	Other	KNOX EXCAVATING				1,567.60	592100	KNOXEX061511	Labor, material and equipment for repairing driveway at Turtle Creek substation near Harlan, Kentucky.	Jun-2011
19,367	Other	KNOX EXCAVATING				320.00	592100	KNOXEX061511	Labor, material and equipment for repairing driveway at Turtle Creek substation near Harlan, Kentucky.	Jun-2011
19,368	Other	KNOX EXCAVATING				3,234.30	592100	KNOXEX061611	Labor, material and equipment for repairing driveway at Lipps substation near Norton, Virginia.	Jun-2011
19,369	Other	KNOX EXCAVATING				640.00	592100	KNOXEX061611	Labor, material and equipment for repairing driveway at Lipps substation near Norton, Virginia.	Jun-2011
19,370	Other	KNOX EXCAVATING				3,093.00	590100	KNOXEX062111	Contract labor, equipment and material for repairing Brush Creek substation lot and fence after flash flooding damage.	AUG-2011
19,371	Other	KNOX EXCAVATING				760.00	590100	KNOXEX062111	Contract labor, equipment and material for repairing Brush Creek substation lot and fence after flash flooding damage.	AUG-2011
19,372	Other	KNOX EXCAVATING				3,464.00	570100	KNOXEX082211A	Contract labor and equipment for repairing road at Cary Switching. Contract 498682	AUG-2011
19,373	Other	KNOX EXCAVATING				400.00	570100	KNOXEX082211A	Contract labor and equipment for repairing road at Cary Switching. Contract 498682	AUG-2011
19,374	Other	KNOX EXCAVATING				1,416.00	592100	KNOXEX08222011	Contract labor and equipment for repairing driveway and replacing tile at Hopewell Substation.	AUG-2011
19,375	Other	KNOX EXCAVATING				320.00	592100	KNOXEX08222011	Contract labor and equipment for repairing driveway and replacing tile at Hopewell Substation.	AUG-2011
19,376	Other	KOEHLER WELDING SUPPLY INC				17.00	511100	100079194	LABOR TO REPAIR SR5 REGULATOR	APR-2011
19,377	Other	KOEHLER WELDING SUPPLY INC				17.00	511100	100079194	LABOR TO REPAIR SR6 REGULATOR	APR-2011
19,378	Other	KONECRANES INC				1,662.50	513100	CIN00571918	PAYMENT OF INVOICE #CIN00571918--REPLACED WIRE ROPE AND LOWER BLOCK ON TRANSFER HOUSE #5	APR-2011
19,379	Other	KONECRANES INC				475.00	513100	CIN00571921	PAYMENT OF INVOICE #CIN00571921--3/4 TURBINE DECK RADIO REPAIR	APR-2011
19,380	Other	KONECRANES INC				570.00	512100	CIN00573650	REPAIR HOIST ON #3 ID FAN	APR-2011
19,381	Other	KONECRANES INC				380.00	513100	CIN00578068	PAYMENT OF INVOICE #CIN00578069--MAIN HOIST BRAKE REPAIR	MAY-2011
19,382	Other	KONECRANES INC				380.00	513100	CIN00578069	PAYMENT OF INVOICE #CIN00578068--UNIT 3 MAIN TURBINE HOIST	MAY-2011
19,383	Other	KONECRANES INC				9,497.50	513100	CIN00602156	PERFORM OSHA YEAR CRANE/HOIST INSPECTIONS AT GHENT	AUG-2011
19,384	Other	KONECRANES INC				9,497.50	513100	CIN00604481	PERFORM OSHA YEAR CRANE/HOIST INSPECTIONS AT GHENT	AUG-2011
19,385	Other	KONECRANES INC				1,500.00	512100	CIN00620614	PERFORM A WIRE ROPE INSPECTION ON BELT D COUNTER WEIGHT CABLES	NOV-2011
19,386	Other	KONECRANES INC				1,500.00	512100	CIN00624443	PERFORM A WIRE ROPE INSPECTION ON BELT D COUNTER WEIGHT CABLES	NOV-2011
19,387	Other	KONECRANES INC				760.00	513100	CIN00637260	REPAIR HETRONIC TRANSMITTER FOR TURBINE DECK CRANE	Dec-2011
19,388	Other	KONECRANES INC				387.00	513100	CIN00637260	REPAIR HETRONIC TRANSMITTER FOR TURBINE DECK CRANE	Dec-2011
19,389	Other	KONECRANES INC				1,330.00	513100	CIN00637345	LABOR TO REPAIR 1-2 LEVER HOIST	Dec-2011
19,390	Other	KONECRANES INC				1,143.00	513100	CIN00637345	MATERIAL TO REPAIR 1-2 LEVER HOIST	Dec-2011
19,391	Other	KONECRANES INC				1,900.00	513100	CIN00648172	LABOR TO INSPECT U-1/2 & U-3/4 TURBINE ROOM OVERHEAD CRANES	Feb-2012
19,392	Other	KONECRANES INC				1,900.00	513100	CIN00648172	LABOR TO INSPECT U-1/2 & U-3/4 TURBINE ROOM OVERHEAD CRANES	Feb-2012
19,393	Other	KONECRANES INC				4,227.50	513100	CIN00651930	LABOR TO REPAIR TURBINE ROOM #1&2 WHITING 100/20 TON CRANE	Feb-2012
19,394	Other	KONECRANES INC				1,387.50	513100	CIN00651930	MATERIAL TO REPAIR TURBINE ROOM #1&2 WHITING 100/20 TON CRANE	Feb-2012
19,395	Other	KONECRANES INC				1,615.00	513100	CIN00652476	UNIT 3 & 4 TURBINE DECK CRANES	Feb-2012
19,396	Other	KOORSEN FIRE AND SECURITY INC				21.68	553100	2505978	SERVICE CALL	OCT-2011
19,397	Other	LALKA, COLMAN R				2,704.56	923900	COLMAN040411	ARBITRATION	APR-2011
19,398	Other	LANDMARK SPRINKLER INC				624.00	511100	5360	PAYMENT OF INVOICE #5360-FIRE PUMP TEST	Jan-2012
19,399	Other	LANDMARK SPRINKLER INC				50.00	511100	5360	PAYMENT OF INVOICE #5360-FIRE PUMP TEST	Jan-2012
19,400	Other	LANDMARK SPRINKLER INC				1,703.00	513100	5546	REPAIR UNDERGROUND LEAK ON U4 WEST SIDE	MAR-2012
19,401	Other	LANDMARK SPRINKLER INC				936.00	513100	5546	REPAIR UNDERGROUND LEAK ON U4 WEST SIDE	MAR-2012
19,402	Other	LANHAM BROTHERS				850.00	511100	29932	Labor necessary to complete repair of ridge cap on Training Building roof	Dec-2011
19,403	Other	LANHAM BROTHERS				(288.31)	511100	29932	CORRECT SALES TAX ACCT ECS Materials needed to complete repair of ridge cap on Training Building roof	Dec-2011

KENTUCKY UTILITIES COMPANY
Case No. 2012- 00221
Analysis of Professional Services Expenses For the Test Year

(A)	(B)	(C)	(D)	(E)	(F)	(G)	(H)	(I)		
Line No.	Type	Vendor	Rate Case	Audit	Other	Total	Account	Invoice	Description	Period
19,404	Other	LANHAM BROTHERS				228.31	511100	29932	Materials needed to complete repair of ridge cap on Training Building roof	Dec-2011
19,405	Other	LEBANON POWER AND APPARATUS CO INC				844.00	512100	5024	REPLACE BEARING & RECONDITION LEESON MOTOR 40HP	Feb-2012
19,406	Other	LEBANON POWER AND APPARATUS CO INC				(207.38)	512100	5024	INVOICE 0005024	Feb-2012
19,407	Other	LEBANON POWER AND APPARATUS CO INC				1,545.00	513100	5088	REPLACE BEARINGS AND MACHINE END SHIELDS	Feb-2012
19,408	Other	LEBANON POWER AND APPARATUS CO INC				(177.01)	513100	5088	INVOICE 0005088	Feb-2012
19,409	Other	LEBANON POWER AND APPARATUS CO INC				368.00	512100	0005141	REPLACE BEARINGS ON BALDOR MOTOR, 5HP, 3500RPM, 182T, #CP3430T-4	MAR-2012
19,410	Other	LEBANON POWER AND APPARATUS CO INC				(107.81)	512100	0005141	INVOICE 0005141	MAR-2012
19,411	Other	LEBANON POWER AND APPARATUS CO INC				600.00	512100	0005142	REPLACE BEARINGS & REWIND STATOR	MAR-2012
19,412	Other	LEBANON POWER AND APPARATUS CO INC				(99.24)	512100	0005142	INVOICE 0005142	MAR-2012
19,413	Other	LEBANON POWER AND APPARATUS CO INC				1,100.00	512100	0005206	DISASSEMBLE AND INSPECT, REPLACE BEARINGS, ODE HOUSING REPAIR, HAND CLEAN/DETAIL CLEANING PARTS AND ASSEMBLE/TEST 2HP SYNC RMP 1800, FR 180-903, MFG LOUIS ALLIS, NP RPM 1670, 3 PH, 230/460VOLTS, 6 AMPS, 3.2. S/N 9833871004.3-4 DRIVE MOTOR.	MAR-2012
19,414	Other	LEBANON POWER AND APPARATUS CO INC				(113.16)	512100	0005206	INVOICE 0005206	MAR-2012
19,415	Other	LEBANON POWER AND APPARATUS CO INC				328.86	512100	70500	REPLACE BEARINGS, CLEAN AND RECONDITION	APR-2011
19,416	Other	LEBANON POWER AND APPARATUS CO INC				(22.61)	512100	70500	INVOICE 70500	APR-2011
19,417	Other	LEBANON POWER AND APPARATUS CO INC				580.00	512100	70563	REPLACE BEARINGS, SEALS AND REWIND RELIANCE MOTOR AND GEARBOX	APR-2011
19,418	Other	LEBANON POWER AND APPARATUS CO INC				(137.08)	512100	70563	INVOICE 70563	APR-2011
19,419	Other	LEBANON POWER AND APPARATUS CO INC				369.47	512100	70573	REPLACE BEARINGS, CLEAN & RECONDITION BALDRO MOTOR, 5HP, 3450 RPM, 184TZ, #06H672W396H2	APR-2011
19,420	Other	LEBANON POWER AND APPARATUS CO INC				(53.22)	512100	70573	INVOICE 70573	APR-2011
19,421	Other	LEBANON POWER AND APPARATUS CO INC				1,262.49	512100	70584	REPLACE BEARINGS AND SEALS, MACHINE END SHIELD, MACHINE SEAL JOURNAL, RECONDITION AND TEST RELIANCE MOTOR & GEARBOX, 2HP, 1725RPM, 145TC #X00X4980M-UV/TXP-P	APR-2011
19,422	Other	LEBANON POWER AND APPARATUS CO INC				(110.24)	512100	70584	INVOICE 70584	APR-2011
19,423	Other	LEBANON POWER AND APPARATUS CO INC				489.93	512100	70637	REPLACE BEARING AND END SHIELDS, CLEAN AND RECONDITION BALDOR MOTOR 5HP 3450 PRM 14TZ #06H672W396H2	APR-2011
19,424	Other	LEBANON POWER AND APPARATUS CO INC				(200.71)	512100	70637	INVOICE 70637	APR-2011
19,425	Other	LEBANON POWER AND APPARATUS CO INC				713.00	512100	70699	REWIND, CLEAN AND CONDITON DIAMOND POWER MOTOR 1/6HP 1200RPM 56-300LE #41421F	APR-2011
19,426	Other	LEBANON POWER AND APPARATUS CO INC				(76.61)	512100	70699	INVOICE 70699	APR-2011
19,427	Other	LEBANON POWER AND APPARATUS CO INC				1,422.00	553100	70707	REPAIR RELIANCE MOTOR, 30HP, 3525 RPM, 286LP, #2MAF76641G005ZU	APR-2011
19,428	Other	LEBANON POWER AND APPARATUS CO INC				(632.28)	553100	70707	INVOICE 70707	APR-2011
19,429	Other	LEBANON POWER AND APPARATUS CO INC				1,020.00	512100	70739	REPAIR US MOTOR 40HP, 3565RPM, #H330A-50-X01X308R100M	MAY-2011
19,430	Other	LEBANON POWER AND APPARATUS CO INC				(119.79)	512100	70739	INVOICE 70739	MAY-2011
19,431	Other	LEBANON POWER AND APPARATUS CO INC				525.00	511100	70890	REPLACE BEARINGS, REWIND, CLEAN & RECONDITION, ASSEMBLE & TEST YOUNG MOTOR, 1/2HP, 1075RPM, 56 #65829BRG-1	Jun-2011
19,432	Other	LEBANON POWER AND APPARATUS CO INC				(90.50)	511100	70890	INVOICE 70890	Jun-2011
19,433	Other	LEBANON POWER AND APPARATUS CO INC				1,815.37	512100	70957	REBUILD LOUIS ALLIS MOTOR, 2HP, 1670RPM #COG4B-ACM	Jun-2011
19,434	Other	LEBANON POWER AND APPARATUS CO INC				(924.37)	512100	70957	INVOICE 70957	Jun-2011
19,435	Other	LEBANON POWER AND APPARATUS CO INC				6,750.00	512017	71050	REPLACE BEARINGS, REBUILD PUMP, MAC, END SHIELDS, REWIND ASSEMBLE & TEST HAZELTON PUMP, 15HP, 900RPM, #N-22773 #SCB-S	Jun-2011
19,436	Other	LEBANON POWER AND APPARATUS CO INC				(3,157.20)	512017	71050	INVOICE 71050	Jun-2011
19,437	Other	LEBANON POWER AND APPARATUS CO INC				880.00	553100	71935	REWIND MOTOR REPAIR QUOTED TO BARRY EUBANK - GE DC MOTOR (57343)	Dec-2011
19,438	Other	LEBANON POWER AND APPARATUS CO INC				(80.43)	553100	71935	INVOICE 71935	Dec-2011
19,439	Other	LEBANON POWER AND APPARATUS CO INC				2,919.48	511100	71949	REPAIR HAZLETON PUMP 5HP 900 RPM MOTOR	Dec-2011
19,440	Other	LEBANON POWER AND APPARATUS CO INC				(1,035.73)	511100	71949	INVOICE 71949	Dec-2011
19,441	Other	LEBANON POWER AND APPARATUS CO INC				890.00	553100	71950	REPAIR 30 HP MOTOR FROM ICE PLANT'S EVAP COOLER	Jan-2012
19,442	Other	LEBANON POWER AND APPARATUS CO INC				(117.35)	553100	71950	INVOICE 71950	Jan-2012
19,443	Other	LEBANON POWER AND APPARATUS CO INC				1,887.73	513100	72085	REWIND AND REPLACE BEARINGS ON WESTINGHOUSE 15 HP MOTOR	Jan-2012
19,444	Other	LEBANON POWER AND APPARATUS CO INC				(787.73)	513100	72085	INVOICE 72085	Jan-2012
19,445	Other	LESTER MD, WILLIAM J				67.00	588100	LESTER11102011	DOT Recertifications: LONDON, Marvin Queen \$67, Irven Robinson \$67	NOV-2011
19,446	Other	LESTER MD, WILLIAM J				67.00	588100	LESTER11102011A	DOT Recertifications: LONDON, Marvin Queen \$67, Irven Robinson \$67	NOV-2011
19,447	Other	LESTER MD, WILLIAM J				67.00	588100	LESTER11102011B	DOT Recertifications: LONDON, Anthony Musgrove \$67, Daniel Valentine \$67	NOV-2011
19,448	Other	LESTER MD, WILLIAM J				67.00	588100	LESTER11102011C	DOT Recertifications: LONDON, Anthony Musgrove \$67, Daniel Valentine \$67	NOV-2011
19,449	Other	LEWIS METAL WORKS INC				1,650.00	512011	17116	LABOR & MATERIAL FOR ADAPTER PLATE	JUL-2011
19,450	Other	LEWIS METAL WORKS INC				819.28	512011	17116	LABOR & MATERIAL FOR ADAPTER PLATE	JUL-2011

KENTUCKY UTILITIES COMPANY
Case No. 2012- 00221
Analysis of Professional Services Expenses For the Test Year

(A)	(B)	(C)	(D)	(E)	(F)	(G)	(H)	(I)		
Line No.	Type	Vendor	Rate Case	Audit	Other	Total	Account	Invoice	Description	Period
19,451	Other	LEWIS METAL WORKS INC				7,680.00	511100	17367	LABOR AND MATERIAL TO REPLACE 30' X 41' SECTION OF METAL ROOF OVER #1 DCS ROOM	AUG-2011
19,452	Other	LEWIS METAL WORKS INC				6,280.00	511100	17367	LABOR AND MATERIAL TO REPLACE 30' X 41' SECTION OF METAL ROOF OVER #1 DCS ROOM	AUG-2011
19,453	Other	LEWIS METAL WORKS INC				3,500.00	511100	17676	LABOR & MATERIAL TO REPAIR ROOF FLASHING FOR UNITS 1&2 DCS ROOM	Dec-2011
19,454	Other	LEWIS METAL WORKS INC				1,000.00	511100	17676	LABOR & MATERIAL TO REPAIR ROOF FLASHING FOR UNITS 1&2 DCS ROOM	Dec-2011
19,455	Other	LEWIS METAL WORKS INC				10,000.00	514100	J701-0110-0312 Adjustment USD	Lewis Metal Works	MAR-2012
19,456	Other	LEWIS METAL WORKS INC				4,100.00	512011	J701-0110-0312 Adjustment USD	Lewis Metal Works	MAR-2012
19,457	Other	LEXINGTON CALL MOBILE INC				275.00	514100	32814	CHECK REPEATER PROBLEM	AUG-2011
19,458	Other	LEXINGTON CALL MOBILE INC				994.50	514100	33412	MATERIAL TO REPAIR CT SITE TWO WAY RADIO REPEATER	MAR-2012
19,459	Other	LEXINGTON CALL MOBILE INC				275.00	514100	33412	LABOR TO REPAIR CT SITE TWO WAY RADIO REPEATER	MAR-2012
19,460	Other	LEXINGTON FAYETTE URBAN				96.40	921003	205560010311	PO to pay 2011, 1Quality Monthly, Lex-Fayette Urban Co. Gov't Landfill Invoicing-Account# 205560-01	MAY-2011
19,461	Other	LEXINGTON FAYETTE URBAN				96.40	588100	08035301053111	LFUCG- LANDFILL CHARGES	Jun-2011
19,462	Other	LEXINGTON FAYETTE URBAN				48.20	588100	08035301063011	LFUCG- LANDFILL CHARGES	JUL-2011
19,463	Other	LEXINGTON FAYETTE URBAN				48.20	588100	08035301073111	LFUCG- LANDFILL CHARGES	AUG-2011
19,464	Other	LEXINGTON FAYETTE URBAN				16.14	586100	08036501053111	Garbage pickup for Lexington Meter Lab, 104 West Loudon Ave, for January 2011 through December 2011, Acct #080365-01	Jun-2011
19,465	Other	LEXINGTON FAYETTE URBAN				16.07	586100	08036501053111	Garbage pickup for Lexington Meter Lab, 104 West Loudon Ave, for January 2011 through December 2011, Acct #080365-01	Jun-2011
19,466	Other	LEXINGTON FAYETTE URBAN				15.99	902002	08036501053111	Garbage pickup for Lexington Meter Lab, 104 West Loudon Ave, for January 2011 through December 2011, Acct #080365-01	Jun-2011
19,467	Other	LEXINGTON FAYETTE URBAN				16.14	586100	08036501063011	Garbage pickup for Lexington Meter Lab, 104 West Loudon Ave, for January 2011 through December 2011, Acct #080365-01	JUL-2011
19,468	Other	LEXINGTON FAYETTE URBAN				16.07	586100	08036501063011	Garbage pickup for Lexington Meter Lab, 104 West Loudon Ave, for January 2011 through December 2011, Acct #080365-01	JUL-2011
19,469	Other	LEXINGTON FAYETTE URBAN				15.99	902002	08036501063011	Garbage pickup for Lexington Meter Lab, 104 West Loudon Ave, for January 2011 through December 2011, Acct #080365-01	JUL-2011
19,470	Other	LEXINGTON FAYETTE URBAN				16.14	586100	08036501073111	Garbage pickup for Lexington Meter Lab, 104 West Loudon Ave, for January 2011 through December 2011, Acct #080365-01	AUG-2011
19,471	Other	LEXINGTON FAYETTE URBAN				16.07	586100	08036501073111	Garbage pickup for Lexington Meter Lab, 104 West Loudon Ave, for January 2011 through December 2011, Acct #080365-01	AUG-2011
19,472	Other	LEXINGTON FAYETTE URBAN				15.99	902002	08036501073111	Garbage pickup for Lexington Meter Lab, 104 West Loudon Ave, for January 2011 through December 2011, Acct #080365-01	AUG-2011
19,473	Other	LEXINGTON FAYETTE URBAN				48.20	921003	20556001022912	2012 Invoicing (Jan thru Dec) for Landfill User Fee for 1Quality Facility-Account#205560-01	MAR-2012
19,474	Other	LEXINGTON FAYETTE URBAN				48.20	921003	20556001053111	1Quality Monthly, Lex-Fayette Urban Co. Gov't Landfill Invoicing-Account# 205560-01	Jun-2011
19,475	Other	LEXINGTON FAYETTE URBAN				48.20	921003	20556001063011	PO to pay 2011, 1Quality Monthly, Lex-Fayette Urban Co. Gov't Landfill Invoicing-Account# 205560-01	JUL-2011
19,476	Other	LEXINGTON FAYETTE URBAN				48.20	921003	20556010312011	PO to pay 2011, 1Quality Monthly, Lex-Fayette Urban Co. Gov't Landfill Invoicing-Account# 205560-01	NOV-2011
19,477	Other	LEXINGTON FAYETTE URBAN				48.20	588100	0803530101312012	LFUCG- LANDFILL CHARGES FOR 2012-2015	Feb-2012
19,478	Other	LEXINGTON FAYETTE URBAN				48.20	588100	0803530103312011	LFUCG- LANDFILL CHARGES	APR-2011
19,479	Other	LEXINGTON FAYETTE URBAN				48.20	588100	0803530104292011	LFUCG- LANDFILL CHARGES	MAY-2011
19,480	Other	LEXINGTON FAYETTE URBAN				48.20	588100	0803530108312011	LFUCG- LANDFILL CHARGES	SEP-2011
19,481	Other	LEXINGTON FAYETTE URBAN				48.20	588100	0803530109302011	LFUCG- LANDFILL CHARGES	OCT-2011
19,482	Other	LEXINGTON FAYETTE URBAN				96.40	588100	0803530110312011	LFUCG- LANDFILL CHARGES	NOV-2011
19,483	Other	LEXINGTON FAYETTE URBAN				48.20	588100	0803530112302011	LFUCG- LANDFILL CHARGES FOR 2012-2015	Jan-2012
19,484	Other	LEXINGTON FAYETTE URBAN				16.14	586100	0803650101312012	Garbage pickup for Lexington Meter Dept, 104 West Loudon Ave, for January 2012 through December 2012 Acct #080365-01	Feb-2012
19,485	Other	LEXINGTON FAYETTE URBAN				16.07	902002	0803650101312012	Garbage pickup for Lexington Meter Dept, 104 West Loudon Ave, for January 2012 through December 2012 Acct #080365-01	Feb-2012
19,486	Other	LEXINGTON FAYETTE URBAN				15.99	586100	0803650101312012	Garbage pickup for Lexington Meter Dept, 104 West Loudon Ave, for January 2012 through December 2012 Acct #080365-01	Feb-2012
19,487	Other	LEXINGTON FAYETTE URBAN				16.14	586100	0803650103312011	Garbage pickup for Lexington Meter Lab, 104 West Loudon Ave, for January 2011 through December 2011, Acct #080365-01	APR-2011

KENTUCKY UTILITIES COMPANY
Case No. 2012- 00221
Analysis of Professional Services Expenses For the Test Year

(A)	(B)	(C)	(D)	(E)	(F)	(G)	(H)	(I)		
Line No.	Type	Vendor	Rate Case	Audit	Other	Total	Account	Invoice	Description	Period
19,488	Other	LEXINGTON FAYETTE URBAN				16.07	586100	0803650103312011	Garbage pickup for Lexington Meter Lab, 104 West Loudon Ave, for January 2011 through December 2011, Acct #080365-01	APR-2011
19,489	Other	LEXINGTON FAYETTE URBAN				15.99	902002	0803650103312011	Garbage pickup for Lexington Meter Lab, 104 West Loudon Ave, for January 2011 through December 2011, Acct #080365-01	APR-2011
19,490	Other	LEXINGTON FAYETTE URBAN				16.14	586100	0803650108312011	Garbage pickup for Lexington Meter Lab, 104 West Loudon Ave, for January 2011 through December 2011, Acct #080365-01	SEP-2011
19,491	Other	LEXINGTON FAYETTE URBAN				16.07	586100	0803650108312011	Garbage pickup for Lexington Meter Lab, 104 West Loudon Ave, for January 2011 through December 2011, Acct #080365-01	SEP-2011
19,492	Other	LEXINGTON FAYETTE URBAN				15.99	902002	0803650108312011	Garbage pickup for Lexington Meter Lab, 104 West Loudon Ave, for January 2011 through December 2011, Acct #080365-01	SEP-2011
19,493	Other	LEXINGTON FAYETTE URBAN				16.14	586100	0803650109302011	Garbage pickup for Lexington Meter Lab, 104 West Loudon Ave, for January 2011 through December 2011, Acct #080365-01	OCT-2011
19,494	Other	LEXINGTON FAYETTE URBAN				16.07	586100	0803650109302011	Garbage pickup for Lexington Meter Lab, 104 West Loudon Ave, for January 2011 through December 2011, Acct #080365-01	OCT-2011
19,495	Other	LEXINGTON FAYETTE URBAN				15.99	902002	0803650109302011	Garbage pickup for Lexington Meter Lab, 104 West Loudon Ave, for January 2011 through December 2011, Acct #080365-01	OCT-2011
19,496	Other	LEXINGTON FAYETTE URBAN				32.29	586100	0803650110312011	Garbage pickup for Lexington Meter Lab, 104 West Loudon Ave, for January 2011 through December 2011, Acct #080365-01	NOV-2011
19,497	Other	LEXINGTON FAYETTE URBAN				32.13	586100	0803650110312011	Garbage pickup for Lexington Meter Lab, 104 West Loudon Ave, for January 2011 through December 2011, Acct #080365-01	NOV-2011
19,498	Other	LEXINGTON FAYETTE URBAN				31.98	902002	0803650110312011	Garbage pickup for Lexington Meter Lab, 104 West Loudon Ave, for January 2011 through December 2011, Acct #080365-01	NOV-2011
19,499	Other	LEXINGTON FAYETTE URBAN				16.14	586100	803650112302011	Garbage pickup for Lexington Meter Lab, 104 West Loudon Ave, for January 2011 through December 2011, Acct #080365-01	Jan-2012
19,500	Other	LEXINGTON FAYETTE URBAN				16.07	586100	803650112302011	Garbage pickup for Lexington Meter Lab, 104 West Loudon Ave, for January 2011 through December 2011, Acct #080365-01	Jan-2012
19,501	Other	LEXINGTON FAYETTE URBAN				15.99	902002	803650112302011	Garbage pickup for Lexington Meter Lab, 104 West Loudon Ave, for January 2011 through December 2011, Acct #080365-01	Jan-2012
19,502	Other	LEXINGTON FAYETTE URBAN				48.20	921003	2055600101312010	PO to pay 2011, 1Quality Monthly, Lex-Fayette Uurban Co. Gov't Landfill Invoicing-Account# 205560-01	Feb-2012
19,503	Other	LEXINGTON FAYETTE URBAN				53.50	921003	2055600104292011	PO to pay 2011, 1Quality Monthly, Lex-Fayette Uurban Co. Gov't Landfill Invoicing-Account# 205560-01	MAY-2011
19,504	Other	LEXINGTON FAYETTE URBAN				48.20	921003	2055600107312011	1Quality Monthly, Lex-Fayette Uurban Co. Gov't Landfill Invoicing-Account# 205560-01	AUG-2011
19,505	Other	LEXINGTON FAYETTE URBAN				48.20	921003	2055600108312011	PO to pay 2011, 1Quality Monthly, Lex-Fayette Uurban Co. Gov't Landfill Invoicing-Account# 205560-01	OCT-2011
19,506	Other	LEXINGTON FAYETTE URBAN				48.20	921003	2055600109302011	PO to pay 2011, 1Quality Monthly, Lex-Fayette Uurban Co. Gov't Landfill Invoicing-Account# 205560-01	OCT-2011
19,507	Other	LEXINGTON FAYETTE URBAN				48.20	921003	2055600111302010	PO to pay 2011, 1Quality Monthly, Lex-Fayette Uurban Co. Gov't Landfill Invoicing-Account# 205560-01	Dec-2011
19,508	Other	LEXINGTON FAYETTE URBAN				48.20	921003	2055600112302010	PO to pay 2011, 1Quality Monthly, Lex-Fayette Uurban Co. Gov't Landfill Invoicing-Account# 205560-01	Jan-2012
19,509	Other	LEXINGTON URGENT TREATMENT ASSOC PLLC				35.00	903003	LEXING021712	Drug and Alcohol screen analysis for Business Office employees in Area 9	MAR-2012
19,510	Other	LEXINGTON URGENT TREATMENT ASSOC PLLC				47.00	903003	LEXING030112	Drug and Alcohol screen analysis for Business Office employees in Area 9	MAR-2012
19,511	Other	LEXINGTON URGENT TREATMENT ASSOCIATES PLLC				31.15	500900	217628	To pay invoice 217628 for Drug Screen Test for Randy Scott	SEP-2011
19,512	Other	LEXINGTON URGENT TREATMENT ASSOCIATES PLLC				35.00	588100	LEXING10072011	LABOR	NOV-2011
19,513	Other	LEXINGTON URGENT TREATMENT ASSOCIATES PLLC				35.00	903003	LEXING10172011	Drug and Alcohol screen analysis for Business Office employees in Area 9	NOV-2011
19,514	Other	LEXINGTON URGENT TREATMENT ASSOCIATES PLLC				35.00	903003	LEXING10172011A	Drug and Alcohol screen analysis for Business Office employees in Area 9	NOV-2011
19,515	Other	LEXINGTON URGENT TREATMENT ASSOCIATES PLLC				550.00	588100	LEXING10182011	LABOR	NOV-2011
19,516	Other	LEXINGTON URGENT TREATMENT ASSOCIATES PLLC				55.00	588100	LEXING10182011	MILEAGE	NOV-2011
19,517	Other	LEXINGTON URGENT TREATMENT ASSOCIATES PLLC				500.00	588100	LEXING10182011REV	LABOR	NOV-2011
19,518	Other	LEXINGTON URGENT TREATMENT ASSOCIATES PLLC				55.00	588100	LEXING10182011REV	MILEAGE	NOV-2011
19,519	Other	LEXINGTON URGENT TREATMENT ASSOCIATES PLLC				35.00	903003	LEXING10202011	Drug and Alcohol screen analysis for Business Office employees in Area 9	NOV-2011
19,520	Other	LEXINGTON URGENT TREATMENT ASSOCIATES PLLC				35.00	588100	LEXING10212011	LABOR	NOV-2011
19,521	Other	LEXINGTON URGENT TREATMENT ASSOCIATES PLLC				35.00	903003	LEXING10252011	Drug and Alcohol screen analysis for Business Office employees in Area 9	NOV-2011
19,522	Other	LINEBACH FUNKHOUSER INC				3,211.00	923900	3811	invoice #3811 - SPCC Plan Updates	Jun-2011
19,523	Other	LINEBACH FUNKHOUSER INC				1,251.20	923900	3943	invoice #3943 - Phase 1 Environmental Site Assessment	SEP-2011
19,524	Other	LINEBACH FUNKHOUSER INC				2,709.85	923100	4072	Invoice #4072 - Spcc Plan updates	Dec-2011
19,525	Other	LISK ASSOCIATES LLC				8,830.25	905001	1350	Inv.# 1319- TriMetrix Personal Talent Reports Inv.# 1371 D- Reaal Time Coaching	Jun-2011
19,526	Other	LISK ASSOCIATES LLC				2,309.45	905001	1372	TriMetrix Personal Talent Reports	Jun-2011

KENTUCKY UTILITIES COMPANY
Case No. 2012- 00221
Analysis of Professional Services Expenses For the Test Year

(A)	(B)	(C)	(D)	(E)	(F)	(G)	(H)	(I)		
Line No.	Type	Vendor	Rate Case	Audit	Other	Total	Account	Invoice	Description	Period
19,527	Other	LISK ASSOCIATES LLC				1,080.00	903030	1393	Lisk Associates Invoices - 1393/1400/1401	SEP-2011
19,528	Other	LISK ASSOCIATES LLC				1,485.00	903030	1400	Lisk Associates Invoices - 1393/1400/1401	SEP-2011
19,529	Other	LISK ASSOCIATES LLC				2,565.00	903030	1401	Lisk Associates Invoices - 1393/1400/1401	SEP-2011
19,530	Other	LISK ASSOCIATES LLC				904.60	588100	1406	Training - coaching workshop	Dec-2011
19,531	Other	LISK ASSOCIATES LLC				2,825.68	905001	1413	Lisk Associates Invoice Number 1413 - for TriMetrix Personal Reports for Morganfield.	SEP-2011
19,532	Other	LISK ASSOCIATES LLC				388.80	905001	1420	Lisk Associates - Invoice number 1420 for CCR to Coach Selection.	OCT-2011
19,533	Other	LISK ASSOCIATES LLC				2,241.00	903030	1421	Lisk Associates Invoice #1421for TriMetrix Assessments.	OCT-2011
19,534	Other	LISK ASSOCIATES LLC				388.80	905001	1429	Lisk Associates Invoice Number 1429 for six (6) TriMetrix Feedback for Morganfield CCR to Coach candidates.	NOV-2011
19,535	Other	LISK ASSOCIATES LLC				6,237.00	903930	1440	Lisk Associates TriMetrix Assessments	Dec-2011
19,536	Other	LISK ASSOCIATES LLC				2,737.80	903930	1444	Lisk Associates TriMetrix Assessments	Dec-2011
19,537	Other	LISK ASSOCIATES LLC				4,109.40	903930	1450	Lisk Associates TriMetrix Assessments	Jan-2012
19,538	Other	LISK ASSOCIATES LLC				378.00	903930	1452	Lisk Associates Invoice #1452 for Trimetrix assessments for coach candidates Buchanon, Middaugh.	Jan-2012
19,539	Other	LISK ASSOCIATES LLC				1,593.00	903930	1453	Lisk Associates TriMetrix Assessments	Feb-2012
19,540	Other	LISK ASSOCIATES LLC				82.60	921002	1366C	Invoice 1366C in amount of 295 for reports	MAY-2011
19,541	Other	LISK ASSOCIATES LLC				56.05	921002	1366C	Invoice 1366C in amount of 295 for reports	MAY-2011
19,542	Other	LISK ASSOCIATES LLC				2,708.10	903030	1366D	Lisk Associates Invoice #1366E in amount of \$2,180.00; Invoice #1366D in amount of \$5,015.00; and Invoice #1371D in amount of \$6,678.45 on Contract 50688.	Jun-2011
19,543	Other	LISK ASSOCIATES LLC				1,177.20	903030	1366E	Lisk Associates Invoice #1366E in amount of \$2,180.00; Invoice #1366D in amount of \$5,015.00; and Invoice #1371D in amount of \$6,678.45 on Contract 50688.	Jun-2011
19,544	Other	LISK ASSOCIATES LLC				110.00	921002	1371C	Lisk Associates invoice 1371C dated 5/19/11 in the amount of \$392.85 for reports.	Jun-2011
19,545	Other	LISK ASSOCIATES LLC				47.14	921002	1371C	Lisk Associates invoice 1371C dated 5/19/11 in the amount of \$392.85 for reports.	Jun-2011
19,546	Other	LISK ASSOCIATES LLC				27.50	921002	1371C	Lisk Associates invoice 1371C dated 5/19/11 in the amount of \$392.85 for reports.	Jun-2011
19,547	Other	LONDON UTILITY COMMISSION				277.13	583001	0010010200010311	0010-01020-001	APR-2011
19,548	Other	LONDON UTILITY COMMISSION				308.16	583001	0010010200010711	0010-01020-001 07/11	AUG-2011
19,549	Other	LONDON UTILITY COMMISSION				344.99	583001	0010010200010811	0010-01020-001 08/11	AUG-2011
19,550	Other	LOUISVILLE APARTMENT ASSOCIATION				87.50	908005	14590	Louisville Apartment Association Inv. # 14590: 2012 LAA Membership Directory Advertising--back cover, color (half of total cost, shared with Business Service Center)	OCT-2011
19,551	Other	LOUISVILLE APARTMENT ASSOCIATION				87.50	908005	14590	Louisville Apartment Association Inv. # 14590: 2012 LAA Membership Directory Advertising--back cover, color (half of total cost, shared with Business Service Center)	OCT-2011
19,552	Other	LOUISVILLE APARTMENT ASSOCIATION				87.50	908005	14590	Louisville Apartment Association Inv. # 14590: 2012 LAA Membership Directory Advertising--back cover, color (half of total cost, shared with Business Service Center)	OCT-2011
19,553	Other	LOUISVILLE APARTMENT ASSOCIATION				87.50	908005	14590	Louisville Apartment Association Inv. # 14590: 2012 LAA Membership Directory Advertising--back cover, color (half of total cost, shared with Business Service Center)	OCT-2011
19,554	Other	LOUISVILLE FINANCIAL ASSOCIATES LLC				171.45	921004	LOUISV082311	HARBOR GROUP E.ON U.S. CENTER ACCESS ID CARDS	SEP-2011
19,555	Other	LOUISVILLE PAINTING COMPANY				1,348.97	921004	LPC1112	LOUISVILLE PAINTING TO PAINT	APR-2011
19,556	Other	LOUISVILLE SCIENCE CENTER				50,000.00	908005	2	The Louisville Science Center Co-Branded Mobile Outreach Experience Payment 2 of 3. Invoice # 2	Jan-2012
19,557	Other	LOUISVILLE SCIENCE CENTER				75,000.00	908005	985	Louisville Science Center-- Mobile Outreach Experience. Invoice # 985. Payment 1 of 3 for program development, prototyping, implementation, evaluation and oversight/management of Mobile Outreach Experience.	SEP-2011
19,558	Other	LS Power Supply				(6,900.00)	921903	J241-0110-0911 Adjustment USD	Sep-2011 Out-of-Period	SEP-2011
19,559	Other	LS Power Supply				(3,248.41)	923900	J241-0110-0911 Adjustment USD	June 2011 Out-of-Period	SEP-2011
19,560	Other	LS Power Supply				(2,690.23)	923900	J241-0110-0911 Adjustment USD	Aug 2011 Out-of-Period	SEP-2011
19,561	Other	LS Power Supply				(1,251.20)	923900	J241-0110-0911 Adjustment USD	Sep-2011 Out-of-Period	SEP-2011
19,562	Other	LS Power Supply				(23,335.00)	923900	J241-0110-0911 Adjustment USD	Apr 2011 Out-of-Period	SEP-2011
19,563	Other	LUFKIN INDUSTRIES INC				21,334.81	512005	SH3735	LABOR TO REPAIR 0-1 LIMESTONE MILL GEAR REDUCER	Jun-2011
19,564	Other	LUFKIN INDUSTRIES INC				5,012.00	512005	SH3783	LABOR TO INSPECT/REPAIR 2-1B AABSORBER RECYCLE PUMP GEAR REDUCER	OCT-2011
19,565	Other	LUHN AND OAK CONSTRUCTION CO INC				4,676.00	513100	8062	120 TON/TRUCK/LOWBOY FOR PULLING 3-2 CWP FOR REPAIRS	APR-2011
19,566	Other	LUHN AND OAK CONSTRUCTION CO INC				540.00	513100	8062	LABOR AND SHORING FOR PULLING 3-2 CWP FOR REPAIRS	APR-2011
19,567	Other	LUHN AND OAK CONSTRUCTION CO INC				3,500.00	513100	8078	EQUIPMENT TO EXPOSE U3 CIRCULATING WATER LINES	APR-2011
19,568	Other	LUHN AND OAK CONSTRUCTION CO INC				2,000.00	513100	8078	LABOR TO EXPOSE U3 CIRCULATING WATER LINES	APR-2011
19,569	Other	LUHN AND OAK CONSTRUCTION CO INC				3,000.00	513100	8079	EQUIPMENT FOR WATER LINE REPAIRS	APR-2011

KENTUCKY UTILITIES COMPANY
Case No. 2012- 00221
Analysis of Professional Services Expenses For the Test Year

(A)	(B)	(C)	(D)	(E)	(F)	(G)	(H)	(I)		
Line No.	Type	Vendor	Rate Case	Audit	Other	Total	Account	Invoice	Description	Period
19,570	Other	LUHN AND OAK CONSTRUCTION CO INC				1,650.00	513100	8079	LABOR FOR WATER LINE REPAIRS	APR-2011
19,571	Other	LUHN AND OAK CONSTRUCTION CO INC				1,000.00	513100	8080	CRANE AND OPERATOR FOR U3 COOLING TOWER BLOW DOWN LINE	APR-2011
19,572	Other	LUHN AND OAK CONSTRUCTION CO INC				19,875.00	511100	8092	FURNISH TUGBOAT, TRACKHOE AND BOAT PILOT & OPERATOR TO CLEAN RIVER BANK OF DRIFT AND DEBRIS	MAY-2011
19,573	Other	LUHN AND OAK CONSTRUCTION CO INC				920.00	512100	8093	LABOR FOR SHORING OF U3 MASS BLOW OFF DRAIN VALVE	MAY-2011
19,574	Other	LUHN AND OAK CONSTRUCTION CO INC				1,160.00	513100	8096	CRANE AND OPERATOR TO INSPECT 1-1 CWP UPPER AND LOWER MOTOR BRGS	MAY-2011
19,575	Other	LUHN AND OAK CONSTRUCTION CO INC				10,881.80	512100	8099	CRANE AND OPERATOR TO PULL/INSTALL SPARE 3-2 ID FAN MOTOR	MAY-2011
19,576	Other	LUHN AND OAK CONSTRUCTION CO INC				2,850.00	512100	8099	CRANE AND OPERATOR TO PULL AND INSTALL SPARE 3-2 ID FAN MOTOR	MAY-2011
19,577	Other	LUHN AND OAK CONSTRUCTION CO INC				4,750.00	513100	8100	EQUIPMENT TO SET 3-2 CIRCULATING WATER PUMP MOTOR	MAY-2011
19,578	Other	LUHN AND OAK CONSTRUCTION CO INC				1,289.00	513100	8100	LABOR TO SET 3-2 CIRCULATING WATER PUMP MOTOR	MAY-2011
19,579	Other	LUHN AND OAK CONSTRUCTION CO INC				1,180.00	514100	8109	LABOR CRANE FOR COAL YARD	MAY-2011
19,580	Other	LUHN AND OAK CONSTRUCTION CO INC				4,340.00	511100	8128	EQUIPMENT TO CLEAN RIVER OF DRIFT AND DEBRIS	Jun-2011
19,581	Other	LUHN AND OAK CONSTRUCTION CO INC				1,860.00	511100	8128	LABOR TO CLEAN RIVER OF DRIFT AND DEBRIS	Jun-2011
19,582	Other	LUHN AND OAK CONSTRUCTION CO INC				1,100.00	513100	8133	LABOR TO CLEAN TRASH FROM UNIT 1 & 2 LPSW PUMP INTAKE AREA	Jun-2011
19,583	Other	LUHN AND OAK CONSTRUCTION CO INC				5,000.00	512005	8160	TUGBOAT & CRANE TO REPLACE LIMESTONE SPILL CHUTE	JUL-2011
19,584	Other	LUHN AND OAK CONSTRUCTION CO INC				3,000.00	512005	8160	LABOR (2 OPERATORS) TO REPLACE LIMESTONE HOPPER SPILL CHUTE	JUL-2011
19,585	Other	LUHN AND OAK CONSTRUCTION CO INC				5,400.00	513100	8162	EQUIPMENT TO CLEAN DRIFT OUT FROM WATER TAKES	JUL-2011
19,586	Other	LUHN AND OAK CONSTRUCTION CO INC				2,480.00	513100	8162	LABOR TO CLEAN DRIFT OUT FROM WATER TAKES	JUL-2011
19,587	Other	LUHN AND OAK CONSTRUCTION CO INC				2,800.00	513100	8174	EQUIPMENT TO CLEAN DRIFT AROUND RIVERBANK	JUL-2011
19,588	Other	LUHN AND OAK CONSTRUCTION CO INC				2,020.00	513100	8174	EQUIPMENT TO OFF ROAD DUMP TRUCK TO HAUL DRIFT FROM RIVER	JUL-2011
19,589	Other	LUHN AND OAK CONSTRUCTION CO INC				1,090.00	513100	8174	LABOR TO CLEAN DRIFT AROUND RIVERBANK	JUL-2011
19,590	Other	LUHN AND OAK CONSTRUCTION CO INC				1,090.00	513100	8174	LABOR TO OFF ROAD DUMP TRUCK TO HAUL DRIFT FROM RIVER	JUL-2011
19,591	Other	LUHN AND OAK CONSTRUCTION CO INC				2,880.00	512005	8175	EQUIPMENT TO REMOVE AND INSTALL NEW BOLTS IN WORK BARGE	JUL-2011
19,592	Other	LUHN AND OAK CONSTRUCTION CO INC				1,620.00	512005	8175	LABOR TO REMOVE AND INSTALL NEW BOLTS IN WORK BARGE	JUL-2011
19,593	Other	LUHN AND OAK CONSTRUCTION CO INC				6,730.00	512100	8183	EQUIPMENT TO INSTALL & REMOVE DIRT RAMP TO WORK ON COAL UNLOADER	JUL-2011
19,594	Other	LUHN AND OAK CONSTRUCTION CO INC				2,930.00	512100	8183	LABOR TO INSTALL & REMOVE DIRT RAMP TO WORK ON COAL UNLOADER	JUL-2011
19,595	Other	LUHN AND OAK CONSTRUCTION CO INC				9,100.00	511100	8184	EQUIPMENT TO REPAIR RUB RAIL ON MOORING CELL 5	JUL-2011
19,596	Other	LUHN AND OAK CONSTRUCTION CO INC				8,400.00	511100	8184	EQUIPMENT FOR CLEANING MATERIAL AROUND MOORING CELLS	JUL-2011
19,597	Other	LUHN AND OAK CONSTRUCTION CO INC				3,500.00	511100	8184	LABOR TO REPAIR RUB RAIL ON MOORING CELL 5	JUL-2011
19,598	Other	LUHN AND OAK CONSTRUCTION CO INC				3,200.00	511100	8184	LABOR FOR CLEANING MATERIAL AROUND MOORING CELLS	JUL-2011
19,599	Other	LUHN AND OAK CONSTRUCTION CO INC				10,200.00	511100	8185	EQUIPMENT TO REPAIR 2 TIE D RINGS ON C12 MOORING CELL	AUG-2011
19,600	Other	LUHN AND OAK CONSTRUCTION CO INC				4,170.00	511100	8185	LABOR TO REPAIR 2 TIE D RINGS ON C12 MOORING CELL	AUG-2011
19,601	Other	LUHN AND OAK CONSTRUCTION CO INC				4,600.00	511100	8189	EQUIPMENT TO CLEAN RIVER BANK UNDER 1B CONVEYOR	AUG-2011
19,602	Other	LUHN AND OAK CONSTRUCTION CO INC				2,800.00	511100	8189	LABOR TO CLEAN RIVER BANK UNDER 1B CONVEYOR	AUG-2011
19,603	Other	LUHN AND OAK CONSTRUCTION CO INC				2,220.00	513100	8195	EQUIPMENT FOR 3-12 COOLING TOWER/FAN MOTOR WORK	AUG-2011
19,604	Other	LUHN AND OAK CONSTRUCTION CO INC				740.00	513100	8195	LABOR FOR 3-12 COOLING TOWER/FAN MOTOR WORK	AUG-2011
19,605	Other	LUHN AND OAK CONSTRUCTION CO INC				11,760.00	513100	8202	EQUIPMENT/MATERIAL TO INSTALL STOP LOGS AT 3-1 TWS	AUG-2011
19,606	Other	LUHN AND OAK CONSTRUCTION CO INC				3,920.00	513100	8202	LABOR TO INSTALL STOP LOGS AT 3-1 TWS	AUG-2011
19,607	Other	LUHN AND OAK CONSTRUCTION CO INC				4,000.00	512017	8203	EQUIPMENT AND OPERATOR FOR ONE WEEK TO PERFORM WORK ON ASH TREATMENT BASIN #2 (NEW ASH POND)	AUG-2011
19,608	Other	LUHN AND OAK CONSTRUCTION CO INC				2,800.00	512017	8203	EQUIPMENT AND OPERATOR FOR ONE WEEK TO PERFORM WORK ON ASH TREATMENT BASIN #2 (NEW ASH POND)	AUG-2011
19,609	Other	LUHN AND OAK CONSTRUCTION CO INC				12,400.00	512005	8210	EQUIPMENT TO WORK ON ROCK UNLOADER (LIMESTONE EXCAVATOR)	AUG-2011
19,610	Other	LUHN AND OAK CONSTRUCTION CO INC				2,800.00	512005	8210	LABOR TO WORK ON ROCK UNLOADER (LIMESTONE EXCAVATOR)	AUG-2011
19,611	Other	LUHN AND OAK CONSTRUCTION CO INC				1,800.00	512100	8216	LABOR TO MOVE 322BLTRACKHOE ROUNDTRIP TO LEXINGTON AND BACK TO GHENT	AUG-2011
19,612	Other	LUHN AND OAK CONSTRUCTION CO INC				1,600.00	512100	8217	REPAIR RECLAIM WATER POND LINER	SEP-2011
19,613	Other	LUHN AND OAK CONSTRUCTION CO INC				784.00	512100	8221	LABOR TO REPAIR RECLAIM WATER POND LINER ON NORTH SIDE OF VAULT	SEP-2011
19,614	Other	LUHN AND OAK CONSTRUCTION CO INC				674.00	512100	8221	MATERIAL TO REPAIR RECLAIM WATER POND LINER ON NORTH SIDE OF VAULT	SEP-2011
19,615	Other	LUHN AND OAK CONSTRUCTION CO INC				20,790.00	512100	8227	EQUIPMENT FOR RECLAIM WATER PUMP VAULT CLEANING	SEP-2011
19,616	Other	LUHN AND OAK CONSTRUCTION CO INC				10,312.50	512100	8227	LABOR FOR RECLAIM WATER PUMP VAULT CLEANING	SEP-2011
19,617	Other	LUHN AND OAK CONSTRUCTION CO INC				2,640.00	513100	8239	CRANE AND OPERATOR TO WORK ON 3-6 CT FAN REDUCER (2 DAYS)	OCT-2011
19,618	Other	LUHN AND OAK CONSTRUCTION CO INC				1,145.00	511100	8268	EQUIPMENT/MATERIAL FOR SHORING WORK ON U2 AUX SUMP UNDERGROUND DISCH LINE LEAK	OCT-2011
19,619	Other	LUHN AND OAK CONSTRUCTION CO INC				840.00	511100	8268	LABOR FOR SHORING WORK ON U2 AUX SUMP UNDERGROUND DISCH LINE LEAK	OCT-2011

KENTUCKY UTILITIES COMPANY
Case No. 2012- 00221
Analysis of Professional Services Expenses For the Test Year

(A)	(B)	(C)	(D)	(E)	(F)	(G)	(H)	(I)		
Line No.	Type	Vendor	Rate Case	Audit	Other	Total	Account	Invoice	Description	Period
19,620	Other	LUHN AND OAK CONSTRUCTION CO INC				27,905.49	512005	101323R	EQUIPMENT/MATERIAL FOR GH GYPSUM STACK OPERATIONS & MAINTENANCE WORK	APR-2011
19,621	Other	LUHN AND OAK CONSTRUCTION CO INC				14,570.00	512005	101323R	LABOR FOR GH GYPSUM STACK OPERATIONS & MAINTENANCE WORK	APR-2011
19,622	Other	LUHN AND OAK CONSTRUCTION CO INC				22,997.23	512005	101324R	EQUIPMENT/MATERIAL FOR GH GYPSUM STACK OPERATIONS & MAINTENANCE WORK	MAY-2011
19,623	Other	LUHN AND OAK CONSTRUCTION CO INC				15,980.00	512005	101324R	LABOR FOR GH GYPSUM STACK OPERATIONS & MAINTENANCE WORK	MAY-2011
19,624	Other	LUHN AND OAK CONSTRUCTION CO INC				28,080.47	512005	101325R	EQUIPMENT/MATERIAL FOR GH GYPSUM STACK OPERATIONS & MAINTENANCE WORK	Jun-2011
19,625	Other	LUHN AND OAK CONSTRUCTION CO INC				19,962.50	512005	101325R	LABOR FOR GH GYPSUM STACK OPERATIONS & MAINTENANCE WORK	Jun-2011
19,626	Other	LUHN AND OAK CONSTRUCTION CO INC				1,771.00	512005	101325R	LABOR FOR GH GYPSUM STACK OPERATIONS & MAINTENANCE WORK	Jun-2011
19,627	Other	LUHN AND OAK CONSTRUCTION CO INC				32,213.06	512005	101326R	EQUIPMENT/MATERIAL FOR GH GYPSUM STACK OPERATION & MAINTENANCE WORK 2011 - 2013	AUG-2011
19,628	Other	LUHN AND OAK CONSTRUCTION CO INC				18,055.00	512005	101326R	LABOR FOR GH GYPSUM STACK OPERATION & MAINTENANCE WORK 2011 - 2013	AUG-2011
19,629	Other	LUHN AND OAK CONSTRUCTION CO INC				23,270.00	512005	101327R	EQUIPMENT/MATERIAL FOR GH GYPSUM STACK OPERATION & MAINTENANCE WORK 2011 - 2013	AUG-2011
19,630	Other	LUHN AND OAK CONSTRUCTION CO INC				18,305.00	512005	101327R	LABOR FOR GH GYPSUM STACK OPERATION & MAINTENANCE WORK 2011 - 2013	AUG-2011
19,631	Other	LUHN AND OAK CONSTRUCTION CO INC				33,125.00	512005	101328R	EQUIPMENT/MATERIAL FOR GH GYPSUM STACK OPERATION & MAINTENANCE WORK 2011 - 2013	SEP-2011
19,632	Other	LUHN AND OAK CONSTRUCTION CO INC				14,770.00	512005	101328R	LABOR FOR GH GYPSUM STACK OPERATION & MAINTENANCE WORK 2011 - 2013	SEP-2011
19,633	Other	LUHN AND OAK CONSTRUCTION CO INC				26,750.00	512005	101329R	EQUIPMENT/MATERIAL FOR GH GYPSUM STACK OPERATION & MAINTENANCE WORK 2011 - 2013	OCT-2011
19,634	Other	LUHN AND OAK CONSTRUCTION CO INC				15,350.00	512005	101329R	LABOR FOR GH GYPSUM STACK OPERATION & MAINTENANCE WORK 2011 - 2013	OCT-2011
19,635	Other	LUHN AND OAK CONSTRUCTION CO INC				30,467.00	512005	101330R	EQUIPMENT/MATERIAL FOR GH GYPSUM STACK OPERATION & MAINTENANCE WORK 2011 - 2013	NOV-2011
19,636	Other	LUHN AND OAK CONSTRUCTION CO INC				13,415.00	512005	101330R	LABOR FOR GH GYPSUM STACK OPERATION & MAINTENANCE WORK 2011 - 2013	NOV-2011
19,637	Other	LUHN AND OAK CONSTRUCTION CO INC				180.00	512100	101332R	LABOR TO REPAIR TRUNNION BALL ON 657 PAN	NOV-2011
19,638	Other	LUHN AND OAK CONSTRUCTION CO INC				180.00	512100	10134R	REPAIR LABOR FOR UNIT 4 ID FAN	NOV-2011
19,639	Other	LUHN AND OAK CONSTRUCTION CO INC				10,000.00	511100	10136R	LABOR FOR OIL SPILL PREVENTION BERMS	NOV-2011
19,640	Other	LUHN AND OAK CONSTRUCTION CO INC				6,450.00	511100	10136R	MATERIAL FOR OIL SPILL PREVENTION BERMS	NOV-2011
19,641	Other	LUHN AND OAK CONSTRUCTION CO INC				4,470.00	513100	10137R	EQUIPMENT TO REMOVE 2-1 2-1 CWP PUMP AND MOTOR	NOV-2011
19,642	Other	LUHN AND OAK CONSTRUCTION CO INC				1,160.00	513100	10137R	LABOR TO REMOVE 2-1 CWP PUMP AND MOTOR	NOV-2011
19,643	Other	LUHN AND OAK CONSTRUCTION CO INC				5,437.26	514100	10138R	LABOR TO REPAIR ON KU CRANE	Dec-2011
19,644	Other	LUHN AND OAK CONSTRUCTION CO INC				26,750.00	512005	10139R	EQUIPMENT/MATERIAL FOR GH GYPSUM STACK OPERATION & MAINTENANCE WORK 2011 - 2013	Dec-2011
19,645	Other	LUHN AND OAK CONSTRUCTION CO INC				15,290.00	512005	10139R	LABOR FOR GH GYPSUM STACK OPERATION & MAINTENANCE WORK 2011 - 2013	Dec-2011
19,646	Other	LUHN AND OAK CONSTRUCTION CO INC				2,280.00	511100	10140R	EQUIPMENT TO REMOVE DRIFT FROM AROUND EQUIPMENT ON RIVER	Dec-2011
19,647	Other	LUHN AND OAK CONSTRUCTION CO INC				920.00	511100	10140R	LABOR TO REMOVE DRIFT FROM AROUND EQUIPMENT ON RIVER	Dec-2011
19,648	Other	LUHN AND OAK CONSTRUCTION CO INC				3,000.00	512100	10142R	2 DAYS CRANE AND OPERATOR FOR 1-1 COAL CRUSHER	Dec-2011
19,649	Other	LUHN AND OAK CONSTRUCTION CO INC				11,500.00	511100	10143R	LABOR FOR OIL SPILL PREVENTION BERMS	Dec-2011
19,650	Other	LUHN AND OAK CONSTRUCTION CO INC				7,690.00	511100	10143R	MATERIAL FOR OIL SPILL PREVENTION BERMS	Dec-2011
19,651	Other	LUHN AND OAK CONSTRUCTION CO INC				57,280.00	512005	10144R	EQUIPMENT/MATERIAL FOR GH GYPSUM STACK OPERATION & MAINTENANCE WORK 2011 - 2013	Jan-2012
19,652	Other	LUHN AND OAK CONSTRUCTION CO INC				37,085.00	512005	10144R	LABOR FOR GH GYPSUM STACK OPERATION & MAINTENANCE WORK 2011 - 2013	Jan-2012
19,653	Other	LUHN AND OAK CONSTRUCTION CO INC				4,480.00	511100	10145R	EQUIPMENT TO CLEAN OUT DRIFT ON THE RIVER	Jan-2012
19,654	Other	LUHN AND OAK CONSTRUCTION CO INC				1,920.00	511100	10145R	LABOR TO CLEAN OUT DRIFT ON THE RIVER	Jan-2012
19,655	Other	LUHN AND OAK CONSTRUCTION CO INC				300.00	511100	10146R	PROVIDE TRACK-HOE AND OPERATOR TO REMOVE DEBRIS FROM RIVER BANK	Jan-2012
19,656	Other	LUHN AND OAK CONSTRUCTION CO INC				4,665.00	513100	10147R	EQUIPMENT TO MOVE AND SET GHENT CIRCULATING WATER PUMP	Jan-2012
19,657	Other	LUHN AND OAK CONSTRUCTION CO INC				1,395.00	513100	10147R	LABOR TO MOVE AND SET GHENT CIRCULATING WATER PUMP	Jan-2012
19,658	Other	LUHN AND OAK CONSTRUCTION CO INC				1,575.00	511100	10148R	75 TON CRANE AND 50 TON CRANE TO MOVE SCRAP FAN MOTORS	Jan-2012
19,659	Other	LUHN AND OAK CONSTRUCTION CO INC				360.00	513100	10150R	CRANE OPERATOR FOR 3-1 TRAVELING WATER SCREEN	Feb-2012
19,660	Other	LUHN AND OAK CONSTRUCTION CO INC				41,700.00	512005	10151R	EQUIPMENT/MATERIAL FOR GH GYPSUM STACK OPERATION & MAINTENANCE WORK 2011 - 2013	Feb-2012

KENTUCKY UTILITIES COMPANY
Case No. 2012- 00221
Analysis of Professional Services Expenses For the Test Year

(A)	(B)	(C)	(D)	(E)	(F)	(G)	(H)	(I)		
Line No.	Type	Vendor	Rate Case	Audit	Other	Total	Account	Invoice	Description	Period
19,661	Other	LUHN AND OAK CONSTRUCTION CO INC				26,570.00	512005	10151R	LABOR FOR GH GYPSUM STACK OPERATION & MAINTENANCE WORK 2011 - 2013	Feb-2012
19,662	Other	LUHN AND OAK CONSTRUCTION CO INC				1,120.00	513100	10152R	50 TON CRANE TO REMOVE GATES ON INTAKE PIER	Feb-2012
19,663	Other	LUHN AND OAK CONSTRUCTION CO INC				7,985.00	512100	10154R	DEMOLITON OF CONVEYOR AT END OF 7G CONVEYOR	Feb-2012
19,664	Other	LUHN AND OAK CONSTRUCTION CO INC				2,040.00	513100	10155R	TRUCK AND LOWBOY	Feb-2012
19,665	Other	LUHN AND OAK CONSTRUCTION CO INC				1,650.00	513100	10157R	PICKER AND OPERATOR TO REMOVE AND INSTALL GEARBOX AT 3-14 COOLING TOWER	Feb-2012
19,666	Other	LUHN AND OAK CONSTRUCTION CO INC				1,205.00	513100	10158R	CRANE OPERATOR FOR 50 TON CRANE FOR ONE WEEK	Feb-2012
19,667	Other	LUHN AND OAK CONSTRUCTION CO INC				1,205.00	513100	10158R	50 TON CRANE FOR ONE WEEK	Feb-2012
19,668	Other	LUHN AND OAK CONSTRUCTION CO INC				3,900.00	512100	10159R	LABOR TO REMOVE DAMAGED CONCRETE ON NORTH SIDE OF MILL EXHAUSTER AND REPLACE	MAR-2012
19,669	Other	LUHN AND OAK CONSTRUCTION CO INC				3,900.00	512100	10159R	EQUIPMENT AND MATERIAL TO REMOVE DAMAGED CONCRETE ON NORTH SIDE OF MILL EXHAUSTER AND REPLACE	MAR-2012
19,670	Other	LUHN AND OAK CONSTRUCTION CO INC				950.00	512100	10160R	CRANE FOR 1-2 LPSW STRAINER	MAR-2012
19,671	Other	LUHN AND OAK CONSTRUCTION CO INC				490.00	512100	10160R	CRANE OPERATOR FOR 1-2 LPSW STRAINER	MAR-2012
19,672	Other	LUHN AND OAK CONSTRUCTION CO INC				625.00	513100	10163R	EQUIPMENT/MATERIAL FOR CONCRETE FOR SUBSTATION 25KV SWGR WIRING	MAR-2012
19,673	Other	LUHN AND OAK CONSTRUCTION CO INC				320.00	513100	10163R	LABOR FOR CONCRETE FOR SUBSTATION 25KV SWGR WIRING	MAR-2012
19,674	Other	LUHN AND OAK CONSTRUCTION CO INC				25,000.00	512005	10165R	EQUIPMENT/MATERIAL FOR GH GYPSUM STACK OPERATION & MAINTENANCE WORK 2011 - 2013	MAR-2012
19,675	Other	LUHN AND OAK CONSTRUCTION CO INC				17,030.00	512005	10165R	LABOR FOR GH GYPSUM STACK OPERATION & MAINTENANCE WORK 2011 - 2013	MAR-2012
19,676	Other	LUHN AND OAK CONSTRUCTION CO INC				3,830.00	511100	10171R	LABOR TO REPLACE SILT FENCE ALONG THE RIVER	MAR-2012
19,677	Other	LUHN AND OAK CONSTRUCTION CO INC				3,000.00	511100	10171R	EQUIPMENT/MATERIAL TO REPLACE SILT FENCE ALONG THE RIVER	MAR-2012
19,678	Other	M & M SANITATION INC				7,138.68	511100	0993000747239	CLEAN UP STAINED GRAVEL AT CT SITE	JUL-2011
19,679	Other	M & M SANITATION INC				720.27	511100	0993000759113	CLEAN UP STAINED GRAVEL AT CT SITE	AUG-2011
19,680	Other	M AND E PUMP AND EQUIPMENT CO				1,890.00	513100	210355	LABOR TO REPAIR ONE SEAL OIL PUMP, (KU#125982)	Jun-2011
19,681	Other	M AND E PUMP AND EQUIPMENT CO				2,092.00	513100	210884	REPAIR LABOR FOR A BEACH-RUSS 30-WS	Dec-2011
19,682	Other	M AND E PUMP AND EQUIPMENT CO				1,235.00	513100	220080	LABOR FOR REPAIR OF A ROTATING ELEMENT FOR A GOULDS 3405L10X12-174-1 H.P.S.W. PUMP	Feb-2012
19,683	Other	M AND E PUMP AND EQUIPMENT CO				9,439.00	512005	2101030	LABOR TO REPAIR ONE GOULDS,VJC,4X6-14,C6A SUMP PUMP	Jan-2012
19,684	Other	M AND E PUMP AND EQUIPMENT CO				1,924.00	554100	2101104	REPAIR OF PUMP SHAFT AND GUIDE BEARINGS AS PER QUOTE DATED 11/07/11 (REF: GOULDS 3171M 4X6-14H VERTICAL SUMP PUMP, CT#1 LIFT STATION PUMP	Jan-2012
19,685	Other	M BOWLING INC				1,142.23	592100	20111062	Inv 2011-1062	MAY-2011
19,686	Other	M BOWLING INC				2,071.40	573100	20111134	Rumsey	Dec-2011
19,687	Other	M BOWLING INC				694.31	573100	20111134	Rumsey	Dec-2011
19,688	Other	M BOWLING INC				1,920.43	570100	20111136	Ohio Co washouts	Dec-2011
19,689	Other	M BOWLING INC				501.86	570100	20111136	Ohio Co washouts	Dec-2011
19,690	Other	M L JOHNSON CO				457.00	511100	23266	CALIBRATE BETA GUAGE 330-150 PRESSURE CALIBRATOR	OCT-2011
19,691	Other	MACTEC ENGINEERING				33.90	510100	8424504	MACTEC: MILLAY: GR SLOPE STABILITY/KU CONSULTING FOR EPA REPORTS	APR-2011
19,692	Other	MACTEC ENGINEERING				402.40	510100	8427574	MACTEC Proposal dated May 29, 2009: Hydraulic Analysis of Dam Failures and Inundation Mapping	MAY-2011
19,693	Other	MACTEC ENGINEERING				12,825.41	510100	8435752	MACTEC: MILLAY: Geotechnical Engineering Services to address recommendations from EPA ash pond inspection at KU GR (proposal via email dated 6/23)	AUG-2011
19,694	Other	MAGRANN ASSOCIATES INC				18,175.00	908005	18200	Monthly Fee	MAY-2011
19,695	Other	MAGRANN ASSOCIATES INC				18,175.00	908005	18262	Monthly Fee	Jun-2011
19,696	Other	MAGRANN ASSOCIATES INC				18,175.00	908005	18289	Monthly Fee	JUL-2011
19,697	Other	MAGRANN ASSOCIATES INC				18,175.00	908005	18378	Monthly Fee	AUG-2011
19,698	Other	MAGRANN ASSOCIATES INC				18,175.00	908005	18433	Monthly Fee	SEP-2011
19,699	Other	MAGRANN ASSOCIATES INC				18,175.00	908005	18487	Monthly Fee	OCT-2011
19,700	Other	MAGRANN ASSOCIATES INC				10,687.50	908005	18537	MaGrann Assoc., Inv# 18537, 10/31/2011, Proj #2011.5246, PO# 56550, For Oct Monthly Multi-Family Project Work	NOV-2011
19,701	Other	MAGRANN ASSOCIATES INC				562.50	908005	18537	MaGrann Assoc., Inv# 18537, 10/31/2011, Proj #2011.5246, PO# 56550, For Oct Monthly Multi-Family Project Work	NOV-2011
19,702	Other	MAGRANN ASSOCIATES INC				18,175.00	908005	18550	Monthly Fee	Dec-2011
19,703	Other	MAGRANN ASSOCIATES INC				1,885.50	908005	18616	Commercial rebate processing services in November, 2011	Dec-2011

KENTUCKY UTILITIES COMPANY
Case No. 2012- 00221
Analysis of Professional Services Expenses For the Test Year

(A)	(B)	(C)	(D)	(E)	(F)	(G)	(H)	(I)		
Line No.	Type	Vendor	Rate Case	Audit	Other	Total	Account	Invoice	Description	Period
19,704	Other	MAGRANN ASSOCIATES INC				10,687.50	908005	18618	MaGrann Assoc., Project# 2011.5246, PO# 56550, Inv# 18618, 11/30/2011, for professional services rendered 11/1-11/30/2011 for Multi-Family solicits	Dec-2011
19,705	Other	MAGRANN ASSOCIATES INC				562.50	908005	18618	MaGrann Assoc., Project# 2011.5246, PO# 56550, Inv# 18618, 11/30/2011, for professional services rendered 11/1-11/30/2011 for Multi-Family solicits	Dec-2011
19,706	Other	MAGRANN ASSOCIATES INC				18,175.00	908005	18654	Monthly Fee	Dec-2011
19,707	Other	MAGRANN ASSOCIATES INC				5,343.75	908005	18674	MaGrann Assoc., Inv# 18674, 12/19/2011, Proj # 2011.5246, Contract# 56550, For Multi-family Outreach Services from 12/1-12/31/2011.	Jan-2012
19,708	Other	MAGRANN ASSOCIATES INC				281.25	908005	18674	MaGrann Assoc., Inv# 18674, 12/19/2011, Proj # 2011.5246, Contract# 56550, For Multi-family Outreach Services from 12/1-12/31/2011.	Jan-2012
19,709	Other	MAGRANN ASSOCIATES INC				1,507.00	908005	18695	Invoice # 18695 for rebate processing services performed in December, 2011	Jan-2012
19,710	Other	MAGRANN ASSOCIATES INC				18,175.00	908005	18771	Monthly Fee	Feb-2012
19,711	Other	MAGRANN ASSOCIATES INC				3,500.00	908005	18842	Invoice # 18842 for services performed in February, 2012	MAR-2012
19,712	Other	MAGRANN ASSOCIATES INC				18,175.00	908005	18844	Monthly Fee FEB 2012	MAR-2012
19,713	Other	MAGRANN ASSOCIATES INC				6,625.00	908005	18845	professional services for the Home Energy Rebates Program for the period of 2/14 - 2/29/12.	MAR-2012
19,714	Other	MAGRANN ASSOCIATES INC				18,175.00	908005	186317	Monthly Fee	Dec-2011
19,715	Other	MAGRANN ASSOCIATES INC				12,400.00	908005	J703-0110-0312 Adjustment USD	MaGrann	MAR-2012
19,716	Other	MAGRANN ASSOCIATES INC				18,175.00	908005	J703-0110-0312 Adjustment USD	MaGrann Associates	MAR-2012
19,717	Other	MAGRANN ASSOCIATES INC				8,250.00	908005	J703-0110-0312 Adjustment USD	MaGrann Associates	MAR-2012
19,718	Other	MANAGEMENT APPLICATIONS CONSULTING INC				3,518.37	921003	20111004	Ref CPA 49660/Consulting services performed by Management Applications Consulting, Inc.	OCT-2011
19,719	Other	MANAGEMENT APPLICATIONS CONSULTING INC				1,258.38	923900	20111106	Ref CPA 49660/Consulting services performed by Management Applications Consulting, Inc.	Dec-2011
19,720	Other	MANAGEMENT APPLICATIONS CONSULTING INC				350.59	921003	20111122	CPA 49660/Consulting services performed by Management Applications Consulting, Inc.	NOV-2011
19,721	Other	MANAGEMENT APPLICATIONS CONSULTING INC				310.91	923900	20111122	Ref CPA 49660/Consulting services performed by Management Applications Consulting, Inc.	Jan-2012
19,722	Other	MANAGEMENT APPLICATIONS CONSULTING INC				661.50	923100	20111123	Ref CPA 49660/Consulting services performed by Management Applications Consulting, Inc.	Jan-2012
19,723	Other	MANAGEMENT APPLICATIONS CONSULTING INC				642.76	923900	20111206	Add 2nd Line Ref CPA 49660/Consulting services performed by Management Applications Consulting, Inc.	Dec-2011
19,724	Other	MANAGEMENT APPLICATIONS CONSULTING INC				642.76	923900	20111219	Add 2nd Line Ref CPA 49660/Consulting services performed by Management Applications Consulting, Inc.	Dec-2011
19,725	Other	MANAGEMENT APPLICATIONS CONSULTING INC				569.99	923900	20111219	Add 2nd Line Ref CPA 49660/Consulting services performed by Management Applications Consulting, Inc.	Jan-2012
19,726	Other	MANAGEMENT APPLICATIONS CONSULTING INC				992.25	923100	20111220	Add 2nd Line Ref CPA 49660/Consulting services performed by Management Applications Consulting, Inc.	Jan-2012
19,727	Other	MANAGEMENT APPLICATIONS CONSULTING INC				1,551.35	923900	20120105	Ref PO # 56209/Close out LIne 2 and Add Line 3 for Management Applications Consulting Inc.	Jan-2012
19,728	Other	MANAGEMENT APPLICATIONS CONSULTING INC				725.42	923100	20120105	Ref PO # 56209/Close out LIne 2 and Add Line 3 for Management Applications Consulting Inc.	Jan-2012
19,729	Other	MANAGEMENT APPLICATIONS CONSULTING INC				1,950.27	923900	20120118	Ref PO # 56209/Close out LIne 2 and Add Line 3 for Management Applications Consulting Inc.	Jan-2012
19,730	Other	MANAGEMENT APPLICATIONS CONSULTING INC				911.96	923100	20120118	Ref PO # 56209/Close out LIne 2 and Add Line 3 for Management Applications Consulting Inc.	Jan-2012
19,731	Other	MANAGEMENT APPLICATIONS CONSULTING INC				2,127.57	923900	20120119	Ref PO # 56209/Close out LIne 2 and Add Line 3 for Management Applications Consulting Inc.	Jan-2012
19,732	Other	MANAGEMENT APPLICATIONS CONSULTING INC				994.87	923100	20120119	Ref PO # 56209/Close out LIne 2 and Add Line 3 for Management Applications Consulting Inc.	Jan-2012
19,733	Other	MANAGEMENT APPLICATIONS CONSULTING INC				1,684.33	923900	20120120	Ref PO # 56209/Close out LIne 2 and Add Line 3 for Management Applications Consulting Inc.	Jan-2012
19,734	Other	MANAGEMENT APPLICATIONS CONSULTING INC				787.60	923100	20120120	Ref PO # 56209/Close out LIne 2 and Add Line 3 for Management Applications Consulting Inc.	Jan-2012
19,735	Other	MANAGEMENT APPLICATIONS CONSULTING INC				4,544.83	923900	20120204	Ref PO # 56209/Close out LIne 2 and Add Line 3 for Management Applications Consulting Inc.	Feb-2012
19,736	Other	MANAGEMENT APPLICATIONS CONSULTING INC				2,125.20	923100	20120204	Ref PO # 56209/Close out LIne 2 and Add Line 3 for Management Applications Consulting Inc.	Feb-2012
19,737	Other	MANAGEMENT APPLICATIONS CONSULTING INC				709.19	923900	20120211	Ref PO # 56209/Close out LIne 2 and Add Line 3 for Management Applications Consulting Inc.	Feb-2012

KENTUCKY UTILITIES COMPANY
Case No. 2012- 00221
Analysis of Professional Services Expenses For the Test Year

(A)	(B)	(C)	(D)	(E)	(F)	(G)	(H)	(I)		
Line No.	Type	Vendor	Rate Case	Audit	Other	Total	Account	Invoice	Description	Period
19,738	Other	MANAGEMENT APPLICATIONS CONSULTING INC				331.62	923100	20120211	Ref PO # 56209/Close out Line 2 and Add Line 3 for Management Applications Consulting Inc.	Feb-2012
19,739	Other	MANAGEMENT APPLICATIONS CONSULTING INC				709.19	923900	20120212	Ref PO # 56209/Close out Line 2 and Add Line 3 for Management Applications Consulting Inc.	Feb-2012
19,740	Other	MANAGEMENT APPLICATIONS CONSULTING INC				331.62	923100	20120212	Ref PO # 56209/Close out Line 2 and Add Line 3 for Management Applications Consulting Inc.	Feb-2012
19,741	Other	MANAGEMENT APPLICATIONS CONSULTING INC				709.19	923900	20120213	Ref PO # 56209/Close out Line 2 and Add Line 3 for Management Applications Consulting Inc.	Feb-2012
19,742	Other	MANAGEMENT APPLICATIONS CONSULTING INC				331.62	923100	20120213	Ref PO # 56209/Close out Line 2 and Add Line 3 for Management Applications Consulting Inc.	Feb-2012
19,743	Other	MANAGEMENT APPLICATIONS CONSULTING INC				487.57	923900	20120303	Add Line 3 for Management Applications Consulting Inc.	MAR-2012
19,744	Other	MANAGEMENT APPLICATIONS CONSULTING INC				227.99	923100	20120303	Add Line 3 for Management Applications Consulting Inc.	MAR-2012
19,745	Other	MANAGEMENT APPLICATIONS CONSULTING INC				620.54	923900	20120304	Add Line 3 for Management Applications Consulting Inc.	MAR-2012
19,746	Other	MANAGEMENT APPLICATIONS CONSULTING INC				290.17	923100	20120304	Add Line 3 for Management Applications Consulting Inc.	MAR-2012
19,747	Other	MANAGEMENT APPLICATIONS CONSULTING INC				625.29	923900	20120310	Add Line 3 for Management Applications Consulting Inc.	MAR-2012
19,748	Other	MANAGEMENT APPLICATIONS CONSULTING INC				292.39	923100	20120310	Add Line 3 for Management Applications Consulting Inc.	MAR-2012
19,749	Other	MANAGEMENT APPLICATIONS CONSULTING INC				713.94	923900	20120311	Add Line 3 for Management Applications Consulting Inc.	MAR-2012
19,750	Other	MANAGEMENT APPLICATIONS CONSULTING INC				333.84	923100	20120311	Add Line 3 for Management Applications Consulting Inc.	MAR-2012
19,751	Other	MANAGEMENT APPLICATIONS CONSULTING INC				531.89	923900	20120312	Add Line 3 for Management Applications Consulting Inc.	MAR-2012
19,752	Other	MANAGEMENT APPLICATIONS CONSULTING INC				248.72	923100	20120312	Add Line 3 for Management Applications Consulting Inc.	MAR-2012
19,753	Other	MARINE ELECTRIC CO INC				1,598.26	935403	3913	To pay for circuit install at Midway Service Ctr - Inv.#3913	OCT-2011
19,754	Other	MARINE ELECTRIC CO INC				580.80	921003	4629	MARINE ELECTRIC CO - KUGO - REPAIR LOBBY FIXTURES. INVOICE 4629	Dec-2011
19,755	Other	MARINE SOLUTIONS INC				2,649.38	513100	MSI110291	LABOR AND EQUIPMENT TO CLEAN OUT INTAKE SCREENS	JUL-2011
19,756	Other	MARINE SOLUTIONS INC				2,649.37	513100	MSI110291	LABOR & EQUIPMENT TO INSPECT 3-1 TRAVELING WATER SCREEN	JUL-2011
19,757	Other	MARINE SOLUTIONS INC				235.00	513100	MSI110291	LABOR AND EQUIPMENT TO CLEAN OUT INTAKE SCREENS	JUL-2011
19,758	Other	MARINE SOLUTIONS INC				235.00	513100	MSI110291	LABOR & EQUIPMENT TO INSPECT 3-1 TRAVELING WATER SCREEN	JUL-2011
19,759	Other	MARINE SOLUTIONS INC				2,892.50	513100	MSI110292	LABOR TO CLEAN DEBRIS FROM 3-1 LPSWP TRAVELING WATER SCREEN STOP LOG TRACK (INCLUDES MOB/DEMOB AND 8HR DAY WITH A 3 PERSON CREW)	AUG-2011
19,760	Other	MARINE SOLUTIONS INC				403.00	513100	MSI110292	EQUIPMENT TO CLEAN DEBRIS FROM 3-1 LPSWP TRAVELING WATER SCREEN STOP LOG TRACK (INCLUDES MOB/DEMOB AND 8HR DAY WITH A 3 PERSON CREW)	AUG-2011
19,761	Other	MASON COUNTY FISCAL COURT				68.51	588100	429747	INV 429747 5/16/11 Landfill Disposal Fees - MAYOC	Jun-2011
19,762	Other	MASON COUNTY FISCAL COURT				18.49	588100	450783	INV 450783 12/16/11 Maysville Storeroom Landfill Disposal	Feb-2012
19,763	Other	MASS PRODUCTION INC				2,435.00	921003	1299	Visitor Access Video	Feb-2012
19,764	Other	MASTER CONTROLS INC				1,000.00	553100	MC13833	FIELD SERVICE PROVIDED BY JIM MUELLER ON 12/07/10	Dec-2011
19,765	Other	MATRIX GROUP INC, THE				506.25	908005	13027MX	WeCare-Matrix-LGE/KU: Invoice Number 13027MX (LGE 37 Completes, KU 14 Completes, Total 51)	MAY-2011
19,766	Other	MATRIX GROUP INC, THE				1,406.25	908005	13042MX	WeCare-Matrix-LGE/KU: Invoice Number 13042MX (LGE 3 Completes, KU 16 Completes, Total 19)	APR-2011
19,767	Other	MATRIX GROUP INC, THE				1,575.00	908005	13074MX	WeCare-Matrix-LGE/KU: Invoice Number 13074MX (LGE 3 Completes, KU 16 Completes, Total 19)	APR-2011
19,768	Other	MATRIX GROUP INC, THE				1,031.25	908005	13096MX	WeCare-Matrix-LGE/KU: March Invoice Number 13096MX (LGE 41 Completes, KU 49 Completes, Total 90)	Jun-2011
19,769	Other	MATRIX GROUP INC, THE				1,828.13	908005	13116MX	WeCare-Matrix-LGE/KU: May Invoice Number 13116MX (LGE 2 Completes, KU 86 Completes, Total 88)	JUL-2011
19,770	Other	MATRIX GROUP INC, THE				937.50	908005	13129MX	WeCare-Matrix-LGE/KU: July Invoice Number 13129MX (LGE 9 Completes, KU 48 Completes, Total 57)	SEP-2011
19,771	Other	MATRIX GROUP INC, THE				937.50	908005	131465MX	WeCare-Matrix-LGE/KU: August Invoice Number 131465MX (LGE 27 Completes, KU 70 Completes, Total 97)	SEP-2011
19,772	Other	MATRIX GROUP INC, THE				1,518.75	908005	13169MX	WeCare-Matrix-LGE/KU: September Invoice Number 13169MX (LGE 24 Completes, KU 103 Completes, Total 127)	OCT-2011
19,773	Other	MATRIX GROUP INC, THE				900.00	908005	13179MX	WeCare-Matrix-LGE/KU: October Invoice Number 13179MX (KU 51)	NOV-2011
19,774	Other	MATRIX GROUP INC, THE				1,087.50	908005	13192MX	WeCare-Matrix-LGE/KU: November Invoice Number 13192MX (KU 71)	Dec-2011
19,775	Other	MATRIX GROUP INC, THE				993.75	908005	13200MX	WeCare-Matrix-LGE/KU: December Invoice Number 13200MX (KU 74)	Jan-2012
19,776	Other	MATRIX GROUP INC, THE				693.75	908005	13216MX	WeCare-Matrix-LGE/KU: January Invoice Number 13216MX (KU 32 Completes)	Feb-2012
19,777	Other	MATRIX GROUP INC, THE				1,087.50	908005	13228MX	WeCare-Matrix-LGE/KU: February Invoice Number 13228MX (KU 57 Completes)	MAR-2012
19,778	Other	MATRIX GROUP INC, THE				206.25	908005		Matrix	MAR-2012
19,779	Other	MATRIX GROUP INC, THE				(1,387.50)	908005	J703-0110-0312 Adjustment USD	The Matrix Group	APR-2011
19,780	Other	MATRIX INTEGRATION LLC				191.07	921903	Reverses *J703-0110-0311 Adjustment USD	Time and Material cost to repair PA at South Service Center	SEP-2011

KENTUCKY UTILITIES COMPANY
Case No. 2012- 00221
Analysis of Professional Services Expenses For the Test Year

(A)	(B)	(C)	(D)	(E)	(F)	(G)	(H)	(I)		
Line No.	Type	Vendor	Rate Case	Audit	Other	Total	Account	Invoice	Description	Period
19,781	Other	MATRIX SYSTEMS INC				580.79	921003	0091161IN	Labor	MAY-2011
19,782	Other	MATRIX SYSTEMS INC				1,332.50	921003	0091485IN	For Matrix to do work on Frontier System and clean up from RMS	MAY-2011
19,783	Other	MATRIX SYSTEMS INC				109.46	921003	0091565IN	TAMPER ALARMS, SNAP TRACKS	MAY-2011
19,784	Other	MATRIX SYSTEMS INC				697.99	921003	0091606IN	Labor	Jun-2011
19,785	Other	MATRIX SYSTEMS INC				831.60	506100	0091637IN	LABOR TO REPAIR TAMPER ALARMS AND SEVERAL READERS IN COMMUNICATION FAILURE	MAY-2011
19,786	Other	MATRIX SYSTEMS INC				375.00	506100	0091771IN	LABOR TO REPAIR THREE (3) MX READERS	Jun-2011
19,787	Other	MATRIX SYSTEMS INC				39.95	921003	0092107IN	Labor	AUG-2011
19,788	Other	MATRIX SYSTEMS INC				202.50	921003	0092179IN	Labor	AUG-2011
19,789	Other	MATRIX SYSTEMS INC				801.43	921003	0092436IN	Labor	SEP-2011
19,790	Other	MATRIX SYSTEMS INC				982.08	921003	0093048IN	Labor	OCT-2011
19,791	Other	MATRIX SYSTEMS INC				747.40	921003	0093586IN	HARDWARE	Jan-2012
19,792	Other	MATRIX SYSTEMS INC				377.98	921003	0093962IN	Labor and expenses	Feb-2012
19,793	Other	MATRIX SYSTEMS INC				2,495.83	921003	0094161IN	Simpsonville PSP Door changes	MAR-2012
19,794	Other	MATRIX SYSTEMS INC				716.70	921003	0094319IN	Labor	MAR-2012
19,795	Other	MATRIX SYSTEMS INC				310.48	921003	0094444IN	Labor	MAR-2012
19,796	Other	MATRIX SYSTEMS INC				220.48	921003	0094495IN	Labor	MAR-2012
19,797	Other	MATRIX SYSTEMS INC				2,794.09	921003	J061-0110-1211	Matrix Systems Inc. - Amortization	Dec-2011
19,798	Other	MATRIX SYSTEMS INC				2,794.09	921003	J110-0100-1211	Matrix Systems Inc. - Amortization	Dec-2011
19,799	Other	MAXIM CRANE WORKS				27,976.00	513100	95012014	BR3-2 Service Water Pump Removal	SEP-2011
19,800	Other	MAZZELLA LIFTING TECHNOLOGIES				1,508.90	588100	IN117878	REPLACE WIRE ROPE ON 30 TON CRANE	Dec-2011
19,801	Other	MC CUSTOM CABINETS INC				235.85	921902	91	MC CUSTOM CABINETS, INC-36" X 66" PLASTIC LAMINATE TOP (WILSONART 4621-60, WHITE NEBULA) AS PER QUOTE 104 DATED 6/1/2011 - FOR BOC 3RD FL GEN OFFICE	JUL-2011
19,802	Other	MC CUSTOM CABINETS INC				4,622.00	923100	132	MC CUSTOM CABINETS-REMOVAL OF MOLD AFFECTED DRYWALL, CLEANED CONCRETE WALLS,APPLY MOLD RESISTANT PRODUCT AND PAINT AS PER INV 132 DATED 9/29/2011	NOV-2011
19,803	Other	MC CUSTOM CABINETS INC				845.60	923900	147	MC CUSTOM CABINETS-SIMPSONVILLE SERV CTR - REPAIR WATER DAMAGE TO TWO UPS DOORS & TWO SWITCHGEAR DOORS	NOV-2011
19,804	Other	MC CUSTOM CABINETS INC				683.00	935403	153	E-TOWN OFFICE - CUSTOMER SERVICE COUNTER - INSTALL 12 LINEAL FEET SOLID BRASS FOOT REST (INV #153) DATED 11/29/2011	Dec-2011
19,805	Other	MC CUSTOM CABINETS INC				3,570.00	935403	161	MC CUSTOM CABINETS - REMOVE & DISPOSE OF EXISTING VAULT DOOR & FRAM; INSTALL 36" HOLLOW METAL DOOR & JAMB;PAINT;ADD NEW LEVER ACTION LOCKSET W/REMOVABLE CORE & NEW DOOR CLOSER (INV 196 DATED 12/3/2011)	Dec-2011
19,806	Other	MC CUSTOM CABINETS INC				1,300.00	935403	161	MC CUSTOM CABINETS - REMOVE & DISPOSE OF EXISTING VAULT DOOR & FRAM; INSTALL 36" HOLLOW METAL DOOR & JAMB;PAINT;ADD NEW LEVER ACTION LOCKSET W/REMOVABLE CORE & NEW DOOR CLOSER (INV 196 DATED 12/3/2011)	Dec-2011
19,807	Other	MC CUSTOM CABINETS INC				711.00	921004	188	MC CUSTOM CABINETS - PLASTIC LAMINATE BASE CABINET WITH CORIAN COUNTER TOP FOR MORGANFIELD WOMEN'S RESTROOM AS PER QUOTE #229 DATED 1/25/2012	Feb-2012
19,808	Other	MC CUSTOM CABINETS INC				711.00	921004	188	MC CUSTOM CABINETS - PLASTIC LAMINATE BASE CABINET WITH CORIAN COUNTER TOP FOR MORGANFIELD WOMEN'S RESTROOM AS PER QUOTE #229 DATED 1/25/2012	Feb-2012
19,809	Other	MC CUSTOM CABINETS INC				714.00	903003	203	MC CUSTOM CABINETS - CONSTRUCT CUSTOMER SERVICE COUNTER -NEW COUNTER TOP 24" X 42", NEW BASE CABINET W/LOCKS, NEW CLOSURE PANELS, DELIVER & INSTALL - QUOTE 203	Dec-2011
19,810	Other	MC CUSTOM CABINETS INC				306.00	903003	203	MC CUSTOM CABINETS - CONSTRUCT CUSTOMER SERVICE COUNTER -NEW COUNTER TOP 24" X 42", NEW BASE CABINET W/LOCKS, NEW CLOSURE PANELS, DELIVER & INSTALL - QUOTE 203	Dec-2011
19,811	Other	MCCALL AND SPERO ENVIRONMENTAL INC				330.00	511100	66338	TEM BULK ASBESTOS ANALYSIS/4-5 DAY TURNAROUND	Jan-2012
19,812	Other	MCCALL AND SPERO ENVIRONMENTAL INC				260.00	506100	66659	TEM BULK ASBESTOS ANALYSIS/2-3 DAY TURNAROUND	Feb-2012
19,813	Other	MCCOY AND MCCOY LABORATORIES INC				347.00	502004	336027	Coal ash analysis on 05/05/11	Jun-2011
19,814	Other	MCCOY AND MCCOY LABORATORIES INC				167.75	512017	336314	Analysis on coal ash collected on 05/05/11	Jun-2011
19,815	Other	MCCOY AND MCCOY LABORATORIES INC				696.00	502004	348324	Blr. 5 chemical clean analysis	NOV-2011
19,816	Other	MCCOY AND MCCOY LABORATORIES INC				122.00	502004	350200	Copper and iron analysis	Dec-2011
19,817	Other	MCJUNKIN RED MAN CORPORATION				360.00	512100	1034813001	LABOR TO REPAIR A VALVE SEAT	JUL-2011
19,818	Other	MCJUNKIN RED MAN CORPORATION				260.00	512017	1712061001	REPAIR LABOR FOR THE REPAIR OF A XOMOX 10" VALVE W/AUTOMAX ACTUATOR	Jan-2012

KENTUCKY UTILITIES COMPANY
Case No. 2012- 00221
Analysis of Professional Services Expenses For the Test Year

(A)	(B)	(C)	(D)	(E)	(F)	(G)	(H)	(I)		
Line No.	Type	Vendor	Rate Case	Audit	Other	Total	Account	Invoice	Description	Period
19,819	Other	MECHANICAL AND CERAMIC SOLUTIONS INC				7,560.00	512100	7960	LABOR TO REPAIR AND CERAMIC LINE FOUR MULTI-PORT OUTLETS	MAY-2011
19,820	Other	MECHANICAL AND CERAMIC SOLUTIONS INC				8,900.00	512100	8293	LABOR TO REPAIR AND CERAMIC LINE FOUR BSO DAMPERS	AUG-2011
19,821	Other	MECHANICAL AND CERAMIC SOLUTIONS INC				1,980.00	512100	8783	REPAIR LABOR FOR A 24" STOCK VALVE INCLUDING NEW GATE	Feb-2012
19,822	Other	MECHANICAL AND CERAMIC SOLUTIONS INC				8,900.00	512100	8784	LABOR TO REPAIR AND CERAMIC LINE (2) BSO DAMPERS	Feb-2012
19,823	Other	MECHANICAL AND CERAMIC SOLUTIONS INC				4,960.00	512100	8785	LABOR TO REPAIR (2) MILL SECONDARY RIFFLE HOUSINGS	Feb-2012
19,824	Other	MECHANICAL AND CERAMIC SOLUTIONS INC				2,690.00	512100	8785	LABOR TO REPAIR (1) PRIMARY RIFFLE HOUSING	Feb-2012
19,825	Other	MECHANICAL CONSTRUCTION SERVICES INC				6,738.79	512100	1816	PAYMENT OF INVOICE #1816--GHENT MILLWRIGHTS	APR-2011
19,826	Other	MECHANICAL CONSTRUCTION SERVICES INC				1,075.81	512100	1816	PAYMENT OF INVOICE #1816--GHENT MILLWRIGHTS	APR-2011
19,827	Other	MECHANICAL CONSTRUCTION SERVICES INC				1,047.44	511100	1816	PAYMENT OF INVOICE #1816--GHENT MILLWRIGHTS	APR-2011
19,828	Other	MECHANICAL CONSTRUCTION SERVICES INC				755.49	512100	1816	PAYMENT OF INVOICE #1816--GHENT MILLWRIGHTS	APR-2011
19,829	Other	MECHANICAL CONSTRUCTION SERVICES INC				622.99	512100	1816	PAYMENT OF INVOICE #1816--GHENT MILLWRIGHTS	APR-2011
19,830	Other	MECHANICAL CONSTRUCTION SERVICES INC				523.72	512100	1816	PAYMENT OF INVOICE #1816--GHENT MILLWRIGHTS	APR-2011
19,831	Other	MECHANICAL CONSTRUCTION SERVICES INC				391.93	512100	1816	PAYMENT OF INVOICE #1816--GHENT MILLWRIGHTS	APR-2011
19,832	Other	MECHANICAL CONSTRUCTION SERVICES INC				363.56	512100	1816	PAYMENT OF INVOICE #1816--GHENT MILLWRIGHTS	APR-2011
19,833	Other	MECHANICAL CONSTRUCTION SERVICES INC				5,281.68	512100	1936	PAYMENT OF INVOICE #1936--GHENT U3 OUTAGE (BASE CREW)	APR-2011
19,834	Other	MECHANICAL CONSTRUCTION SERVICES INC				4,583.96	512100	1936	PAYMENT OF INVOICE #1936--GHENT U3 OUTAGE (BASE CREW)	APR-2011
19,835	Other	MECHANICAL CONSTRUCTION SERVICES INC				3,006.13	512100	1936	PAYMENT OF INVOICE #1936--GHENT U3 OUTAGE (BASE CREW)	APR-2011
19,836	Other	MECHANICAL CONSTRUCTION SERVICES INC				1,960.80	512100	1936	PAYMENT OF INVOICE #1936--GHENT U3 OUTAGE (BASE CREW)	APR-2011
19,837	Other	MECHANICAL CONSTRUCTION SERVICES INC				1,838.90	512100	1936	PAYMENT OF INVOICE #1936--GHENT U3 OUTAGE (BASE CREW)	APR-2011
19,838	Other	MECHANICAL CONSTRUCTION SERVICES INC				1,446.82	512100	1936	PAYMENT OF INVOICE #1936--GHENT U3 OUTAGE (BASE CREW)	APR-2011
19,839	Other	MECHANICAL CONSTRUCTION SERVICES INC				663.65	512100	1936	PAYMENT OF INVOICE #1936--GHENT U3 OUTAGE (BASE CREW)	APR-2011
19,840	Other	MECHANICAL CONSTRUCTION SERVICES INC				490.29	512100	1936	PAYMENT OF INVOICE #1936--GHENT U3 OUTAGE (BASE CREW)	APR-2011
19,841	Other	MECHANICAL CONSTRUCTION SERVICES INC				373.11	512100	1936	PAYMENT OF INVOICE #1936--GHENT U3 OUTAGE (BASE CREW)	APR-2011
19,842	Other	MECHANICAL CONSTRUCTION SERVICES INC				300.06	512100	1936	PAYMENT OF INVOICE #1936--GHENT U3 OUTAGE (BASE CREW)	APR-2011
19,843	Other	MECHANICAL CONSTRUCTION SERVICES INC				210.39	512100	1936	PAYMENT OF INVOICE #1936--GHENT U3 OUTAGE (BASE CREW)	APR-2011
19,844	Other	MECHANICAL CONSTRUCTION SERVICES INC				108.69	512100	1936	PAYMENT OF INVOICE #1936--GHENT U3 OUTAGE (BASE CREW)	APR-2011
19,845	Other	MECHANICAL CONSTRUCTION SERVICES INC				24,477.28	512100	1937	PAYMENT OF INVOICE #1937--GHENT U3 OUTAGE (AUX CREW)	APR-2011
19,846	Other	MECHANICAL CONSTRUCTION SERVICES INC				11,168.39	512100	1937	PAYMENT OF INVOICE #1937--GHENT U3 OUTAGE (AUX CREW)	APR-2011
19,847	Other	MECHANICAL CONSTRUCTION SERVICES INC				10,285.49	512100	1937	PAYMENT OF INVOICE #1937--GHENT U3 OUTAGE (AUX CREW)	APR-2011
19,848	Other	MECHANICAL CONSTRUCTION SERVICES INC				8,538.24	512100	1937	PAYMENT OF INVOICE #1937--GHENT U3 OUTAGE (AUX CREW)	APR-2011
19,849	Other	MECHANICAL CONSTRUCTION SERVICES INC				5,252.90	512100	1937	PAYMENT OF INVOICE #1937--GHENT U3 OUTAGE (AUX CREW)	APR-2011
19,850	Other	MECHANICAL CONSTRUCTION SERVICES INC				4,720.10	512100	1937	PAYMENT OF INVOICE #1937--GHENT U3 OUTAGE (AUX CREW)	APR-2011
19,851	Other	MECHANICAL CONSTRUCTION SERVICES INC				3,739.52	512100	1937	PAYMENT OF INVOICE #1937--GHENT U3 OUTAGE (AUX CREW)	APR-2011
19,852	Other	MECHANICAL CONSTRUCTION SERVICES INC				3,330.05	512100	1937	PAYMENT OF INVOICE #1937--GHENT U3 OUTAGE (AUX CREW)	APR-2011
19,853	Other	MECHANICAL CONSTRUCTION SERVICES INC				2,274.49	512100	1937	PAYMENT OF INVOICE #1937--GHENT U3 OUTAGE (AUX CREW)	APR-2011
19,854	Other	MECHANICAL CONSTRUCTION SERVICES INC				2,120.23	512100	1937	PAYMENT OF INVOICE #1937--GHENT U3 OUTAGE (AUX CREW)	APR-2011
19,855	Other	MECHANICAL CONSTRUCTION SERVICES INC				1,215.56	512100	1937	PAYMENT OF INVOICE #1937--GHENT U3 OUTAGE (AUX CREW)	APR-2011
19,856	Other	MECHANICAL CONSTRUCTION SERVICES INC				12,465.73	512100	1938	PAYMENT OF INVOICE #1938--GHENT MILLWRIGHTS FOR THE BILLING PERIOD 4/2/11 (U3 OUTAGE BASE CREW)	APR-2011
19,857	Other	MECHANICAL CONSTRUCTION SERVICES INC				7,452.95	512100	1938	PAYMENT OF INVOICE #1938--GHENT MILLWRIGHTS FOR THE BILLING PERIOD 4/2/11 (U3 OUTAGE BASE CREW)	APR-2011
19,858	Other	MECHANICAL CONSTRUCTION SERVICES INC				2,433.15	512100	1938	PAYMENT OF INVOICE #1938--GHENT MILLWRIGHTS FOR THE BILLING PERIOD 4/2/11 (U3 OUTAGE BASE CREW)	APR-2011
19,859	Other	MECHANICAL CONSTRUCTION SERVICES INC				1,034.66	512100	1938	PAYMENT OF INVOICE #1938--GHENT MILLWRIGHTS FOR THE BILLING PERIOD 4/2/11 (U3 OUTAGE BASE CREW)	APR-2011
19,860	Other	MECHANICAL CONSTRUCTION SERVICES INC				758.67	512100	1938	PAYMENT OF INVOICE #1938--GHENT MILLWRIGHTS FOR THE BILLING PERIOD 4/2/11 (U3 OUTAGE BASE CREW)	APR-2011
19,861	Other	MECHANICAL CONSTRUCTION SERVICES INC				745.84	512100	1938	PAYMENT OF INVOICE #1938--GHENT MILLWRIGHTS FOR THE BILLING PERIOD 4/2/11 (U3 OUTAGE BASE CREW)	APR-2011
19,862	Other	MECHANICAL CONSTRUCTION SERVICES INC				402.17	512100	1938	PAYMENT OF INVOICE #1938--GHENT MILLWRIGHTS FOR THE BILLING PERIOD 4/2/11 (U3 OUTAGE BASE CREW)	APR-2011
19,863	Other	MECHANICAL CONSTRUCTION SERVICES INC				31,404.35	512100	1939	GHENT UNIT 3 OUTAGE AUX CREW FOR THE BILLING PERIOD 4/2/11	APR-2011
19,864	Other	MECHANICAL CONSTRUCTION SERVICES INC				26,557.32	512100	1939	GHENT UNIT 3 OUTAGE AUX CREW FOR THE BILLING PERIOD 4/2/11	APR-2011
19,865	Other	MECHANICAL CONSTRUCTION SERVICES INC				8,532.49	512100	1939	GHENT UNIT 3 OUTAGE AUX CREW FOR THE BILLING PERIOD 4/2/11	APR-2011
19,866	Other	MECHANICAL CONSTRUCTION SERVICES INC				3,249.45	512100	1939	GHENT UNIT 3 OUTAGE AUX CREW FOR THE BILLING PERIOD 4/2/11	APR-2011
19,867	Other	MECHANICAL CONSTRUCTION SERVICES INC				2,167.18	512100	1939	GHENT UNIT 3 OUTAGE AUX CREW FOR THE BILLING PERIOD 4/2/11	APR-2011
19,868	Other	MECHANICAL CONSTRUCTION SERVICES INC				1,955.76	512100	1939	GHENT UNIT 3 OUTAGE AUX CREW FOR THE BILLING PERIOD 4/2/11	APR-2011
19,869	Other	MECHANICAL CONSTRUCTION SERVICES INC				1,728.13	512100	1939	GHENT UNIT 3 OUTAGE AUX CREW FOR THE BILLING PERIOD 4/2/11	APR-2011
19,870	Other	MECHANICAL CONSTRUCTION SERVICES INC				11,875.87	512100	1973	PAYMENT OF INVOICE #1973--GHENT U3 OUTAGE BASE CREW FOR THE BILLING PERIOD 4/9/11	APR-2011

KENTUCKY UTILITIES COMPANY
Case No. 2012- 00221
Analysis of Professional Services Expenses For the Test Year

(A)	(B)	(C)	(D)	(E)	(F)	(G)	(H)	(I)		
Line No.	Type	Vendor	Rate Case	Audit	Other	Total	Account	Invoice	Description	Period
19,871	Other	MECHANICAL CONSTRUCTION SERVICES INC				9,784.86	512100	1973	PAYMENT OF INVOICE #1973--GHENT U3 OUTAGE BASE CREW FOR THE BILLING PERIOD 4/9/11	APR-2011
19,872	Other	MECHANICAL CONSTRUCTION SERVICES INC				1,678.78	512100	1973	PAYMENT OF INVOICE #1973--GHENT U3 OUTAGE BASE CREW FOR THE BILLING PERIOD 4/9/11	APR-2011
19,873	Other	MECHANICAL CONSTRUCTION SERVICES INC				1,041.47	512100	1973	PAYMENT OF INVOICE #1973--GHENT U3 OUTAGE BASE CREW FOR THE BILLING PERIOD 4/9/11	APR-2011
19,874	Other	MECHANICAL CONSTRUCTION SERVICES INC				717.39	512100	1973	PAYMENT OF INVOICE #1973--GHENT U3 OUTAGE BASE CREW FOR THE BILLING PERIOD 4/9/11	APR-2011
19,875	Other	MECHANICAL CONSTRUCTION SERVICES INC				67.46	513100	1973	PAYMENT OF INVOICE #1973--GHENT U3 OUTAGE BASE CREW FOR THE BILLING PERIOD 4/9/11	APR-2011
19,876	Other	MECHANICAL CONSTRUCTION SERVICES INC				45,960.62	512100	1974	PAYMENT OF INVOICE #1974--GHENT U3 OUTAGE AUX TIME BILLING PERIOD 4/9/11	APR-2011
19,877	Other	MECHANICAL CONSTRUCTION SERVICES INC				38,449.51	512100	1974	PAYMENT OF INVOICE #1974--GHENT U3 OUTAGE AUX TIME BILLING PERIOD 4/9/11	APR-2011
19,878	Other	MECHANICAL CONSTRUCTION SERVICES INC				11,569.85	512100	1974	PAYMENT OF INVOICE #1974--GHENT U3 OUTAGE AUX TIME BILLING PERIOD 4/9/11	APR-2011
19,879	Other	MECHANICAL CONSTRUCTION SERVICES INC				10,049.76	513100	1974	PAYMENT OF INVOICE #1974--GHENT U3 OUTAGE AUX TIME BILLING PERIOD 4/9/11	APR-2011
19,880	Other	MECHANICAL CONSTRUCTION SERVICES INC				6,458.48	512100	1974	PAYMENT OF INVOICE #1974--GHENT U3 OUTAGE AUX TIME BILLING PERIOD 4/9/11	APR-2011
19,881	Other	MECHANICAL CONSTRUCTION SERVICES INC				5,837.04	512100	1974	PAYMENT OF INVOICE #1974--GHENT U3 OUTAGE AUX TIME BILLING PERIOD 4/9/11	APR-2011
19,882	Other	MECHANICAL CONSTRUCTION SERVICES INC				896.91	512101	2001	PAYMENT OF INVOICE #2001--GHENT MILLWRIGHT FOR THE BILLING PERIOD 4/16/11 BASE CREW	APR-2011
19,883	Other	MECHANICAL CONSTRUCTION SERVICES INC				860.58	512017	2001	PAYMENT OF INVOICE #2001--GHENT MILLWRIGHT FOR THE BILLING PERIOD 4/16/11 BASE CREW	APR-2011
19,884	Other	MECHANICAL CONSTRUCTION SERVICES INC				305.10	512100	2001	PAYMENT OF INVOICE #2001--GHENT MILLWRIGHT FOR THE BILLING PERIOD 4/16/11 BASE CREW	APR-2011
19,885	Other	MECHANICAL CONSTRUCTION SERVICES INC				1,102.80	512100	2002	PAYMENT OF INVOICE #2002--GHENT MILLWRIGHTS FOR THE BILLING PERIOD 4/16/11 BASE CREW	APR-2011
19,886	Other	MECHANICAL CONSTRUCTION SERVICES INC				789.60	512101	2002	PAYMENT OF INVOICE #2002--GHENT MILLWRIGHTS FOR THE BILLING PERIOD 4/16/11 BASE CREW	APR-2011
19,887	Other	MECHANICAL CONSTRUCTION SERVICES INC				551.40	512017	2002	PAYMENT OF INVOICE #2002--GHENT MILLWRIGHTS FOR THE BILLING PERIOD 4/16/11 BASE CREW	APR-2011
19,888	Other	MECHANICAL CONSTRUCTION SERVICES INC				8,478.38	512100	2003	PAYMENT OF INVOICE #2003--U3 OUTAGE BASE CREW BILLING PERIOD 4/16/11	APR-2011
19,889	Other	MECHANICAL CONSTRUCTION SERVICES INC				6,822.09	512100	2003	PAYMENT OF INVOICE #2003--U3 OUTAGE BASE CREW BILLING PERIOD 4/16/11	APR-2011
19,890	Other	MECHANICAL CONSTRUCTION SERVICES INC				6,670.94	512100	2003	PAYMENT OF INVOICE #2003--U3 OUTAGE BASE CREW BILLING PERIOD 4/16/11	APR-2011
19,891	Other	MECHANICAL CONSTRUCTION SERVICES INC				2,633.21	512100	2003	PAYMENT OF INVOICE #2003--U3 OUTAGE BASE CREW BILLING PERIOD 4/16/11	APR-2011
19,892	Other	MECHANICAL CONSTRUCTION SERVICES INC				1,601.31	512100	2003	PAYMENT OF INVOICE #2003--U3 OUTAGE BASE CREW BILLING PERIOD 4/16/11	APR-2011
19,893	Other	MECHANICAL CONSTRUCTION SERVICES INC				1,025.81	512100	2003	PAYMENT OF INVOICE #2003--U3 OUTAGE BASE CREW BILLING PERIOD 4/16/11	APR-2011
19,894	Other	MECHANICAL CONSTRUCTION SERVICES INC				933.65	512100	2003	PAYMENT OF INVOICE #2003--U3 OUTAGE BASE CREW BILLING PERIOD 4/16/11	APR-2011
19,895	Other	MECHANICAL CONSTRUCTION SERVICES INC				579.29	512100	2003	PAYMENT OF INVOICE #2003--U3 OUTAGE BASE CREW BILLING PERIOD 4/16/11	APR-2011
19,896	Other	MECHANICAL CONSTRUCTION SERVICES INC				396.38	512100	2003	PAYMENT OF INVOICE #2003--U3 OUTAGE BASE CREW BILLING PERIOD 4/16/11	APR-2011
19,897	Other	MECHANICAL CONSTRUCTION SERVICES INC				210.46	512100	2003	PAYMENT OF INVOICE #2003--U3 OUTAGE BASE CREW BILLING PERIOD 4/16/11	APR-2011
19,898	Other	MECHANICAL CONSTRUCTION SERVICES INC				67.46	512100	2003	PAYMENT OF INVOICE #2003--U3 OUTAGE BASE CREW BILLING PERIOD 4/16/11	APR-2011
19,899	Other	MECHANICAL CONSTRUCTION SERVICES INC				70,201.54	513100	2004	PAYMENT OF INVOICE #2004--U3 OUTAGE AUX CREW BILLING PERIOD 4/16/11	APR-2011
19,900	Other	MECHANICAL CONSTRUCTION SERVICES INC				38,341.86	512100	2004	PAYMENT OF INVOICE #2004--U3 OUTAGE AUX CREW BILLING PERIOD 4/16/11	APR-2011

KENTUCKY UTILITIES COMPANY
Case No. 2012- 00221
Analysis of Professional Services Expenses For the Test Year

(A)	(B)	(C)	(D)	(E)	(F)	(G)	(H)	(I)		
Line No.	Type	Vendor	Rate Case	Audit	Other	Total	Account	Invoice	Description	Period
19,901	Other	MECHANICAL CONSTRUCTION SERVICES INC				31,276.24	512100	2004	PAYMENT OF INVOICE #2004--U3 OUTAGE AUX CREW BILLING PERIOD 4/16/11	APR-2011
19,902	Other	MECHANICAL CONSTRUCTION SERVICES INC				15,029.10	512100	2004	PAYMENT OF INVOICE #2004--U3 OUTAGE AUX CREW BILLING PERIOD 4/16/11	APR-2011
19,903	Other	MECHANICAL CONSTRUCTION SERVICES INC				13,812.08	512100	2004	PAYMENT OF INVOICE #2004--U3 OUTAGE AUX CREW BILLING PERIOD 4/16/11	APR-2011
19,904	Other	MECHANICAL CONSTRUCTION SERVICES INC				10,093.63	512100	2004	PAYMENT OF INVOICE #2004--U3 OUTAGE AUX CREW BILLING PERIOD 4/16/11	APR-2011
19,905	Other	MECHANICAL CONSTRUCTION SERVICES INC				3,874.25	512100	2004	PAYMENT OF INVOICE #2004--U3 OUTAGE AUX CREW BILLING PERIOD 4/16/11	APR-2011
19,906	Other	MECHANICAL CONSTRUCTION SERVICES INC				3,798.96	512100	2004	PAYMENT OF INVOICE #2004--U3 OUTAGE AUX CREW BILLING PERIOD 4/16/11	APR-2011
19,907	Other	MECHANICAL CONSTRUCTION SERVICES INC				2,887.13	512100	2004	PAYMENT OF INVOICE #2004--U3 OUTAGE AUX CREW BILLING PERIOD 4/16/11	APR-2011
19,908	Other	MECHANICAL CONSTRUCTION SERVICES INC				1,945.60	512100	2004	PAYMENT OF INVOICE #2004--U3 OUTAGE AUX CREW BILLING PERIOD 4/16/11	APR-2011
19,909	Other	MECHANICAL CONSTRUCTION SERVICES INC				1,146.08	512100	2004	PAYMENT OF INVOICE #2004--U3 OUTAGE AUX CREW BILLING PERIOD 4/16/11	APR-2011
19,910	Other	MECHANICAL CONSTRUCTION SERVICES INC				722.26	512100	2004	PAYMENT OF INVOICE #2004--U3 OUTAGE AUX CREW BILLING PERIOD 4/16/11	APR-2011
19,911	Other	MECHANICAL CONSTRUCTION SERVICES INC				225.00	512100	2031	PAYMENT OF INVOICE #2031--UNIT 3 OUTAGE WORK (AUX CREW) FOR THE BILLING PERIOD 4/9/11	APR-2011
19,912	Other	MECHANICAL CONSTRUCTION SERVICES INC				3,787.00	512100	2033	PAYMENT OF INVOICE #2033--U1 OUTAGE 3RD PARTY BILLING FOR 2011	APR-2011
19,913	Other	MECHANICAL CONSTRUCTION SERVICES INC				6,371.90	512100	2034	PAYMENT OF INVOICE #2034--3RD PARTY BILLING FOR 2011	APR-2011
19,914	Other	MECHANICAL CONSTRUCTION SERVICES INC				3,515.39	512100	2034	PAYMENT OF INVOICE #2034--3RD PARTY BILLING FOR 2011	APR-2011
19,915	Other	MECHANICAL CONSTRUCTION SERVICES INC				2,346.76	512100	2036	PAYMENT OF INVOICE #2036--PERMIT FOR U3 AND TOOLS FOR UNIT 3 OUTAGE	APR-2011
19,916	Other	MECHANICAL CONSTRUCTION SERVICES INC				900.00	512100	2037	EQUIPMENT USED DURING U3 OUTAGE	APR-2011
19,917	Other	MECHANICAL CONSTRUCTION SERVICES INC				3,900.00	512100	2038	PAYMENT OF INVOICE #2038--EQUIPMENT USED ON U3 OUTAGE	APR-2011
19,918	Other	MECHANICAL CONSTRUCTION SERVICES INC				1,204.40	512101	2053	PAYMENT OF INVOICE #2053--GHENT MILLWRIGHTS (BASE CREW) FOR THE BILLING PERIOD 4/23/11	APR-2011
19,919	Other	MECHANICAL CONSTRUCTION SERVICES INC				1,064.21	512101	2054	PAYMENT OF INVOICE #2054--GHENT MILLWRIGHTS (AUX CREW) FOR THE BILLING PERIOD 4/23/11	APR-2011
19,920	Other	MECHANICAL CONSTRUCTION SERVICES INC				12,879.14	512100	2055	PAYMENT OF INVOICE #2055--GHENT U3 OUTAGE (BASE CREW) FOR THE BILLING PERIOD 4/23/11	APR-2011
19,921	Other	MECHANICAL CONSTRUCTION SERVICES INC				8,126.60	512100	2055	PAYMENT OF INVOICE #2055--GHENT U3 OUTAGE (BASE CREW) FOR THE BILLING PERIOD 4/23/11	APR-2011
19,922	Other	MECHANICAL CONSTRUCTION SERVICES INC				5,525.92	512100	2055	PAYMENT OF INVOICE #2055--GHENT U3 OUTAGE (BASE CREW) FOR THE BILLING PERIOD 4/23/11	APR-2011
19,923	Other	MECHANICAL CONSTRUCTION SERVICES INC				4,077.98	512100	2055	PAYMENT OF INVOICE #2055--GHENT U3 OUTAGE (BASE CREW) FOR THE BILLING PERIOD 4/23/11	APR-2011
19,924	Other	MECHANICAL CONSTRUCTION SERVICES INC				3,337.40	512100	2055	PAYMENT OF INVOICE #2055--GHENT U3 OUTAGE (BASE CREW) FOR THE BILLING PERIOD 4/23/11	APR-2011
19,925	Other	MECHANICAL CONSTRUCTION SERVICES INC				1,856.00	512100	2055	PAYMENT OF INVOICE #2055--GHENT U3 OUTAGE (BASE CREW) FOR THE BILLING PERIOD 4/23/11	APR-2011
19,926	Other	MECHANICAL CONSTRUCTION SERVICES INC				1,673.88	512100	2055	PAYMENT OF INVOICE #2055--GHENT U3 OUTAGE (BASE CREW) FOR THE BILLING PERIOD 4/23/11	APR-2011
19,927	Other	MECHANICAL CONSTRUCTION SERVICES INC				667.81	512100	2055	PAYMENT OF INVOICE #2055--GHENT U3 OUTAGE (BASE CREW) FOR THE BILLING PERIOD 4/23/11	APR-2011
19,928	Other	MECHANICAL CONSTRUCTION SERVICES INC				397.86	513100	2055	PAYMENT OF INVOICE #2055--GHENT U3 OUTAGE (BASE CREW) FOR THE BILLING PERIOD 4/23/11	APR-2011
19,929	Other	MECHANICAL CONSTRUCTION SERVICES INC				101.77	512100	2055	PAYMENT OF INVOICE #2055--GHENT U3 OUTAGE (BASE CREW) FOR THE BILLING PERIOD 4/23/11	APR-2011
19,930	Other	MECHANICAL CONSTRUCTION SERVICES INC				115,665.56	512100	2056	PAYMENT OF INVOICE #2056--UNIT 3 OUTAGE (AUX CREW) FOR THE BILLING PERIOD 4/23/11	APR-2011
19,931	Other	MECHANICAL CONSTRUCTION SERVICES INC				104,845.58	513100	2056	PAYMENT OF INVOICE #2056--UNIT 3 OUTAGE (AUX CREW) FOR THE BILLING PERIOD 4/23/11	APR-2011
19,932	Other	MECHANICAL CONSTRUCTION SERVICES INC				30,147.41	512100	2056	PAYMENT OF INVOICE #2056--UNIT 3 OUTAGE (AUX CREW) FOR THE BILLING PERIOD 4/23/11	APR-2011

KENTUCKY UTILITIES COMPANY
Case No. 2012- 00221
Analysis of Professional Services Expenses For the Test Year

(A)	(B)	(C)	(D)	(E)	(F)	(G)	(H)	(I)		
Line No.	Type	Vendor	Rate Case	Audit	Other	Total	Account	Invoice	Description	Period
19,933	Other	MECHANICAL CONSTRUCTION SERVICES INC				22,034.55	512100	2056	PAYMENT OF INVOICE #2056--UNIT 3 OUTAGE (AUX CREW) FOR THE BILLING PERIOD 4/23/11	APR-2011
19,934	Other	MECHANICAL CONSTRUCTION SERVICES INC				11,536.79	512100	2056	PAYMENT OF INVOICE #2056--UNIT 3 OUTAGE (AUX CREW) FOR THE BILLING PERIOD 4/23/11	APR-2011
19,935	Other	MECHANICAL CONSTRUCTION SERVICES INC				11,281.55	512100	2056	PAYMENT OF INVOICE #2056--UNIT 3 OUTAGE (AUX CREW) FOR THE BILLING PERIOD 4/23/11	APR-2011
19,936	Other	MECHANICAL CONSTRUCTION SERVICES INC				7,203.71	512100	2056	PAYMENT OF INVOICE #2056--UNIT 3 OUTAGE (AUX CREW) FOR THE BILLING PERIOD 4/23/11	APR-2011
19,937	Other	MECHANICAL CONSTRUCTION SERVICES INC				3,781.74	512100	2056	PAYMENT OF INVOICE #2056--UNIT 3 OUTAGE (AUX CREW) FOR THE BILLING PERIOD 4/23/11	APR-2011
19,938	Other	MECHANICAL CONSTRUCTION SERVICES INC				3,437.43	512100	2056	PAYMENT OF INVOICE #2056--UNIT 3 OUTAGE (AUX CREW) FOR THE BILLING PERIOD 4/23/11	APR-2011
19,939	Other	MECHANICAL CONSTRUCTION SERVICES INC				2,520.90	512100	2056	PAYMENT OF INVOICE #2056--UNIT 3 OUTAGE (AUX CREW) FOR THE BILLING PERIOD 4/23/11	APR-2011
19,940	Other	MECHANICAL CONSTRUCTION SERVICES INC				1,016.81	512100	2056	PAYMENT OF INVOICE #2056--UNIT 3 OUTAGE (AUX CREW) FOR THE BILLING PERIOD 4/23/11	APR-2011
19,941	Other	MECHANICAL CONSTRUCTION SERVICES INC				229.52	512100	2056	PAYMENT OF INVOICE #2056--UNIT 3 OUTAGE (AUX CREW) FOR THE BILLING PERIOD 4/23/11	APR-2011
19,942	Other	MECHANICAL CONSTRUCTION SERVICES INC				169.04	512100	2056	PAYMENT OF INVOICE #2056--UNIT 3 OUTAGE (AUX CREW) FOR THE BILLING PERIOD 4/23/11	APR-2011
19,943	Other	MECHANICAL CONSTRUCTION SERVICES INC				15,016.47	512100	2093	PAYMENT OF INVOICE #2093--UNIT 3 OUTAGE WORK FOR BILLING PERIOD 4/30/11 (BASE CREW)	MAY-2011
19,944	Other	MECHANICAL CONSTRUCTION SERVICES INC				4,562.75	512100	2093	PAYMENT OF INVOICE #2093--UNIT 3 OUTAGE WORK FOR BILLING PERIOD 4/30/11 (BASE CREW)	MAY-2011
19,945	Other	MECHANICAL CONSTRUCTION SERVICES INC				3,780.34	512100	2093	PAYMENT OF INVOICE #2093--UNIT 3 OUTAGE WORK FOR BILLING PERIOD 4/30/11 (BASE CREW)	MAY-2011
19,946	Other	MECHANICAL CONSTRUCTION SERVICES INC				3,051.49	512100	2093	PAYMENT OF INVOICE #2093--UNIT 3 OUTAGE WORK FOR BILLING PERIOD 4/30/11 (BASE CREW)	MAY-2011
19,947	Other	MECHANICAL CONSTRUCTION SERVICES INC				2,995.96	512100	2093	PAYMENT OF INVOICE #2093--UNIT 3 OUTAGE WORK FOR BILLING PERIOD 4/30/11 (BASE CREW)	MAY-2011
19,948	Other	MECHANICAL CONSTRUCTION SERVICES INC				1,990.59	512100	2093	PAYMENT OF INVOICE #2093--UNIT 3 OUTAGE WORK FOR BILLING PERIOD 4/30/11 (BASE CREW)	MAY-2011
19,949	Other	MECHANICAL CONSTRUCTION SERVICES INC				1,930.61	513100	2093	PAYMENT OF INVOICE #2093--UNIT 3 OUTAGE WORK FOR BILLING PERIOD 4/30/11 (BASE CREW)	MAY-2011
19,950	Other	MECHANICAL CONSTRUCTION SERVICES INC				1,814.56	512100	2093	PAYMENT OF INVOICE #2093--UNIT 3 OUTAGE WORK FOR BILLING PERIOD 4/30/11 (BASE CREW)	MAY-2011
19,951	Other	MECHANICAL CONSTRUCTION SERVICES INC				1,683.67	512100	2093	PAYMENT OF INVOICE #2093--UNIT 3 OUTAGE WORK FOR BILLING PERIOD 4/30/11 (BASE CREW)	MAY-2011
19,952	Other	MECHANICAL CONSTRUCTION SERVICES INC				502.52	512100	2093	PAYMENT OF INVOICE #2093--UNIT 3 OUTAGE WORK FOR BILLING PERIOD 4/30/11 (BASE CREW)	MAY-2011
19,953	Other	MECHANICAL CONSTRUCTION SERVICES INC				486.28	513100	2093	PAYMENT OF INVOICE #2093--UNIT 3 OUTAGE WORK FOR BILLING PERIOD 4/30/11 (BASE CREW)	MAY-2011
19,954	Other	MECHANICAL CONSTRUCTION SERVICES INC				481.80	512100	2093	PAYMENT OF INVOICE #2093--UNIT 3 OUTAGE WORK FOR BILLING PERIOD 4/30/11 (BASE CREW)	MAY-2011
19,955	Other	MECHANICAL CONSTRUCTION SERVICES INC				319.78	512100	2093	PAYMENT OF INVOICE #2093--UNIT 3 OUTAGE WORK FOR BILLING PERIOD 4/30/11 (BASE CREW)	MAY-2011
19,956	Other	MECHANICAL CONSTRUCTION SERVICES INC				222.22	512100	2093	PAYMENT OF INVOICE #2093--UNIT 3 OUTAGE WORK FOR BILLING PERIOD 4/30/11 (BASE CREW)	MAY-2011
19,957	Other	MECHANICAL CONSTRUCTION SERVICES INC				153.67	512100	2093	PAYMENT OF INVOICE #2093--UNIT 3 OUTAGE WORK FOR BILLING PERIOD 4/30/11 (BASE CREW)	MAY-2011
19,958	Other	MECHANICAL CONSTRUCTION SERVICES INC				129.73	512100	2093	PAYMENT OF INVOICE #2093--UNIT 3 OUTAGE WORK FOR BILLING PERIOD 4/30/11 (BASE CREW)	MAY-2011
19,959	Other	MECHANICAL CONSTRUCTION SERVICES INC				108.69	512100	2093	PAYMENT OF INVOICE #2093--UNIT 3 OUTAGE WORK FOR BILLING PERIOD 4/30/11 (BASE CREW)	MAY-2011
19,960	Other	MECHANICAL CONSTRUCTION SERVICES INC				62.27	512100	2093	PAYMENT OF INVOICE #2093--UNIT 3 OUTAGE WORK FOR BILLING PERIOD 4/30/11 (BASE CREW)	MAY-2011
19,961	Other	MECHANICAL CONSTRUCTION SERVICES INC				122,106.30	512100	2094	PAYMENT OF INVOICE #2094--UNIT 3 OUTAGE FOR BILLING PERIOD 4/30/11 (AUX CREW)	MAY-2011
19,962	Other	MECHANICAL CONSTRUCTION SERVICES INC				105,643.88	513100	2094	PAYMENT OF INVOICE #2094--UNIT 3 OUTAGE FOR BILLING PERIOD 4/30/11 (AUX CREW)	MAY-2011

KENTUCKY UTILITIES COMPANY
Case No. 2012- 00221
Analysis of Professional Services Expenses For the Test Year

(A)	(B)	(C)	(D)	(E)	(F)	(G)	(H)	(I)		
Line No.	Type	Vendor	Rate Case	Audit	Other	Total	Account	Invoice	Description	Period
19,963	Other	MECHANICAL CONSTRUCTION SERVICES INC				10,984.56	512100	2094	PAYMENT OF INVOICE #2094--UNIT 3 OUTAGE FOR BILLING PERIOD 4/30/11 (AUX CREW)	MAY-2011
19,964	Other	MECHANICAL CONSTRUCTION SERVICES INC				10,771.62	512100	2094	PAYMENT OF INVOICE #2094--UNIT 3 OUTAGE FOR BILLING PERIOD 4/30/11 (AUX CREW)	MAY-2011
19,965	Other	MECHANICAL CONSTRUCTION SERVICES INC				9,135.92	512100	2094	PAYMENT OF INVOICE #2094--UNIT 3 OUTAGE FOR BILLING PERIOD 4/30/11 (AUX CREW)	MAY-2011
19,966	Other	MECHANICAL CONSTRUCTION SERVICES INC				8,622.50	512100	2094	PAYMENT OF INVOICE #2094--UNIT 3 OUTAGE FOR BILLING PERIOD 4/30/11 (AUX CREW)	MAY-2011
19,967	Other	MECHANICAL CONSTRUCTION SERVICES INC				5,340.87	512100	2094	PAYMENT OF INVOICE #2094--UNIT 3 OUTAGE FOR BILLING PERIOD 4/30/11 (AUX CREW)	MAY-2011
19,968	Other	MECHANICAL CONSTRUCTION SERVICES INC				2,911.53	513100	2094	PAYMENT OF INVOICE #2094--UNIT 3 OUTAGE FOR BILLING PERIOD 4/30/11 (AUX CREW)	MAY-2011
19,969	Other	MECHANICAL CONSTRUCTION SERVICES INC				2,649.83	512100	2094	PAYMENT OF INVOICE #2094--UNIT 3 OUTAGE FOR BILLING PERIOD 4/30/11 (AUX CREW)	MAY-2011
19,970	Other	MECHANICAL CONSTRUCTION SERVICES INC				2,100.85	512100	2094	PAYMENT OF INVOICE #2094--UNIT 3 OUTAGE FOR BILLING PERIOD 4/30/11 (AUX CREW)	MAY-2011
19,971	Other	MECHANICAL CONSTRUCTION SERVICES INC				2,039.87	512100	2094	PAYMENT OF INVOICE #2094--UNIT 3 OUTAGE FOR BILLING PERIOD 4/30/11 (AUX CREW)	MAY-2011
19,972	Other	MECHANICAL CONSTRUCTION SERVICES INC				1,810.80	512100	2094	PAYMENT OF INVOICE #2094--UNIT 3 OUTAGE FOR BILLING PERIOD 4/30/11 (AUX CREW)	MAY-2011
19,973	Other	MECHANICAL CONSTRUCTION SERVICES INC				1,599.57	512100	2094	PAYMENT OF INVOICE #2094--UNIT 3 OUTAGE FOR BILLING PERIOD 4/30/11 (AUX CREW)	MAY-2011
19,974	Other	MECHANICAL CONSTRUCTION SERVICES INC				1,463.59	512100	2094	PAYMENT OF INVOICE #2094--UNIT 3 OUTAGE FOR BILLING PERIOD 4/30/11 (AUX CREW)	MAY-2011
19,975	Other	MECHANICAL CONSTRUCTION SERVICES INC				1,173.29	512100	2094	PAYMENT OF INVOICE #2094--UNIT 3 OUTAGE FOR BILLING PERIOD 4/30/11 (AUX CREW)	MAY-2011
19,976	Other	MECHANICAL CONSTRUCTION SERVICES INC				773.80	512100	2094	PAYMENT OF INVOICE #2094--UNIT 3 OUTAGE FOR BILLING PERIOD 4/30/11 (AUX CREW)	MAY-2011
19,977	Other	MECHANICAL CONSTRUCTION SERVICES INC				656.89	512100	2094	PAYMENT OF INVOICE #2094--UNIT 3 OUTAGE FOR BILLING PERIOD 4/30/11 (AUX CREW)	MAY-2011
19,978	Other	MECHANICAL CONSTRUCTION SERVICES INC				581.18	512100	2094	PAYMENT OF INVOICE #2094--UNIT 3 OUTAGE FOR BILLING PERIOD 4/30/11 (AUX CREW)	MAY-2011
19,979	Other	MECHANICAL CONSTRUCTION SERVICES INC				355.10	512100	2094	PAYMENT OF INVOICE #2094--UNIT 3 OUTAGE FOR BILLING PERIOD 4/30/11 (AUX CREW)	MAY-2011
19,980	Other	MECHANICAL CONSTRUCTION SERVICES INC				323.00	513100	2094	PAYMENT OF INVOICE #2094--UNIT 3 OUTAGE FOR BILLING PERIOD 4/30/11 (AUX CREW)	MAY-2011
19,981	Other	MECHANICAL CONSTRUCTION SERVICES INC				218.49	512100	2094	PAYMENT OF INVOICE #2094--UNIT 3 OUTAGE FOR BILLING PERIOD 4/30/11 (AUX CREW)	MAY-2011
19,982	Other	MECHANICAL CONSTRUCTION SERVICES INC				5,454.80	512100	2126	PAYMENT OF INVOICE #2126--GHENT U3 OUTAGE (BASE CREW) FOR THE BILLING PERIOD 5/7/11	MAY-2011
19,983	Other	MECHANICAL CONSTRUCTION SERVICES INC				3,608.75	512100	2126	PAYMENT OF INVOICE #2126--GHENT U3 OUTAGE (BASE CREW) FOR THE BILLING PERIOD 5/7/11	MAY-2011
19,984	Other	MECHANICAL CONSTRUCTION SERVICES INC				2,895.59	512100	2126	PAYMENT OF INVOICE #2126--GHENT U3 OUTAGE (BASE CREW) FOR THE BILLING PERIOD 5/7/11	MAY-2011
19,985	Other	MECHANICAL CONSTRUCTION SERVICES INC				2,456.24	513100	2126	PAYMENT OF INVOICE #2126--GHENT U3 OUTAGE (BASE CREW) FOR THE BILLING PERIOD 5/7/11	MAY-2011
19,986	Other	MECHANICAL CONSTRUCTION SERVICES INC				2,170.66	512100	2126	PAYMENT OF INVOICE #2126--GHENT U3 OUTAGE (BASE CREW) FOR THE BILLING PERIOD 5/7/11	MAY-2011
19,987	Other	MECHANICAL CONSTRUCTION SERVICES INC				1,954.58	513100	2126	PAYMENT OF INVOICE #2126--GHENT U3 OUTAGE (BASE CREW) FOR THE BILLING PERIOD 5/7/11	MAY-2011
19,988	Other	MECHANICAL CONSTRUCTION SERVICES INC				1,776.69	513100	2126	PAYMENT OF INVOICE #2126--GHENT U3 OUTAGE (BASE CREW) FOR THE BILLING PERIOD 5/7/11	MAY-2011
19,989	Other	MECHANICAL CONSTRUCTION SERVICES INC				1,287.20	512100	2126	PAYMENT OF INVOICE #2126--GHENT U3 OUTAGE (BASE CREW) FOR THE BILLING PERIOD 5/7/11	MAY-2011
19,990	Other	MECHANICAL CONSTRUCTION SERVICES INC				1,132.30	512100	2126	PAYMENT OF INVOICE #2126--GHENT U3 OUTAGE (BASE CREW) FOR THE BILLING PERIOD 5/7/11	MAY-2011
19,991	Other	MECHANICAL CONSTRUCTION SERVICES INC				57,940.84	513100	2127	PAYMENT OF INVOICE #2127--UNIT 3 MAINTENANCE OUTAGE (AUX CREW) FOR THE BILLING PERIOD 5/7/11	MAY-2011
19,992	Other	MECHANICAL CONSTRUCTION SERVICES INC				30,716.64	512100	2127	PAYMENT OF INVOICE #2127--UNIT 3 MAINTENANCE OUTAGE (AUX CREW) FOR THE BILLING PERIOD 5/7/11	MAY-2011

KENTUCKY UTILITIES COMPANY
Case No. 2012- 00221
Analysis of Professional Services Expenses For the Test Year

(A)	(B)	(C)	(D)	(E)	(F)	(G)	(H)	(I)		
Line No.	Type	Vendor	Rate Case	Audit	Other	Total	Account	Invoice	Description	Period
19,993	Other	MECHANICAL CONSTRUCTION SERVICES INC				7,069.77	512100	2127	PAYMENT OF INVOICE #2127--UNIT 3 MAINTENANCE OUTAGE (AUX CREW) FOR THE BILLING PERIOD 5/7/11	MAY-2011
19,994	Other	MECHANICAL CONSTRUCTION SERVICES INC				4,866.49	512100	2127	PAYMENT OF INVOICE #2127--UNIT 3 MAINTENANCE OUTAGE (AUX CREW) FOR THE BILLING PERIOD 5/7/11	MAY-2011
19,995	Other	MECHANICAL CONSTRUCTION SERVICES INC				1,780.01	512100	2127	PAYMENT OF INVOICE #2127--UNIT 3 MAINTENANCE OUTAGE (AUX CREW) FOR THE BILLING PERIOD 5/7/11	MAY-2011
19,996	Other	MECHANICAL CONSTRUCTION SERVICES INC				1,272.40	513100	2127	PAYMENT OF INVOICE #2127--UNIT 3 MAINTENANCE OUTAGE (AUX CREW) FOR THE BILLING PERIOD 5/7/11	MAY-2011
19,997	Other	MECHANICAL CONSTRUCTION SERVICES INC				1,105.49	512100	2127	PAYMENT OF INVOICE #2127--UNIT 3 MAINTENANCE OUTAGE (AUX CREW) FOR THE BILLING PERIOD 5/7/11	MAY-2011
19,998	Other	MECHANICAL CONSTRUCTION SERVICES INC				664.80	512100	2127	PAYMENT OF INVOICE #2127--UNIT 3 MAINTENANCE OUTAGE (AUX CREW) FOR THE BILLING PERIOD 5/7/11	MAY-2011
19,999	Other	MECHANICAL CONSTRUCTION SERVICES INC				629.35	512100	2127	PAYMENT OF INVOICE #2127--UNIT 3 MAINTENANCE OUTAGE (AUX CREW) FOR THE BILLING PERIOD 5/7/11	MAY-2011
20,000	Other	MECHANICAL CONSTRUCTION SERVICES INC				454.94	513100	2127	PAYMENT OF INVOICE #2127--UNIT 3 MAINTENANCE OUTAGE (AUX CREW) FOR THE BILLING PERIOD 5/7/11	MAY-2011
20,001	Other	MECHANICAL CONSTRUCTION SERVICES INC				3,292.67	512100	2172	PAYMENT OF INVOICE #2172--GHENT BOILERMAKERS BASE CREW FOR THE BILLING PERIOD 5/14/11	MAY-2011
20,002	Other	MECHANICAL CONSTRUCTION SERVICES INC				2,980.72	512100	2172	PAYMENT OF INVOICE #2172--GHENT BOILERMAKERS BASE CREW FOR THE BILLING PERIOD 5/14/11	MAY-2011
20,003	Other	MECHANICAL CONSTRUCTION SERVICES INC				188.93	512100	2172	PAYMENT OF INVOICE #2172--GHENT BOILERMAKERS BASE CREW FOR THE BILLING PERIOD 5/14/11	MAY-2011
20,004	Other	MECHANICAL CONSTRUCTION SERVICES INC				188.93	512100	2172	PAYMENT OF INVOICE #2172--GHENT BOILERMAKERS BASE CREW FOR THE BILLING PERIOD 5/14/11	MAY-2011
20,005	Other	MECHANICAL CONSTRUCTION SERVICES INC				101.70	512017	2172	PAYMENT OF INVOICE #2172--GHENT BOILERMAKERS BASE CREW FOR THE BILLING PERIOD 5/14/11	MAY-2011
20,006	Other	MECHANICAL CONSTRUCTION SERVICES INC				7,133.45	512100	2173	PAYMENT OF INVOICE #2173--GHENT BOILERMAKERS AUX CREW FOR THE BILLING PERIOD 5/14/11	MAY-2011
20,007	Other	MECHANICAL CONSTRUCTION SERVICES INC				1,419.68	512100	2173	PAYMENT OF INVOICE #2173--GHENT BOILERMAKERS AUX CREW FOR THE BILLING PERIOD 5/14/11	MAY-2011
20,008	Other	MECHANICAL CONSTRUCTION SERVICES INC				1,304.25	512100	2173	PAYMENT OF INVOICE #2173--GHENT BOILERMAKERS AUX CREW FOR THE BILLING PERIOD 5/14/11	MAY-2011
20,009	Other	MECHANICAL CONSTRUCTION SERVICES INC				981.25	512100	2173	PAYMENT OF INVOICE #2173--GHENT BOILERMAKERS AUX CREW FOR THE BILLING PERIOD 5/14/11	MAY-2011
20,010	Other	MECHANICAL CONSTRUCTION SERVICES INC				644.42	512017	2173	PAYMENT OF INVOICE #2173--GHENT BOILERMAKERS AUX CREW FOR THE BILLING PERIOD 5/14/11	MAY-2011
20,011	Other	MECHANICAL CONSTRUCTION SERVICES INC				6,339.75	512100	2174	PAYMENT OF INVOICE #2174--UNIT 3 OUTAGE BASE CREW FOR THE BILLING PERIOD 5/14/11	MAY-2011
20,012	Other	MECHANICAL CONSTRUCTION SERVICES INC				21,480.06	512100	2175	UNIT 3 OUTAGE AUX CREW FOR THE BILLING PERIOD 5/14/11	MAY-2011
20,013	Other	MECHANICAL CONSTRUCTION SERVICES INC				125,401.50	512100	2181	U3 ID FANS ROTOR REPLACEMENTS	MAY-2011
20,014	Other	MECHANICAL CONSTRUCTION SERVICES INC				125,401.50	512100	2181	U3 ID FANS ROTOR REPLACEMENTS	MAY-2011
20,015	Other	MECHANICAL CONSTRUCTION SERVICES INC				67,078.89	512100	2194	PAYMENT OF INVOICE #2194--U3 OUTAGE 3RD PARTY BILLING FOR APRIL - MAY 2011	MAY-2011
20,016	Other	MECHANICAL CONSTRUCTION SERVICES INC				14,981.41	512100	2194	PAYMENT OF INVOICE #2194--U3 OUTAGE 3RD PARTY BILLING FOR APRIL - MAY 2011	MAY-2011
20,017	Other	MECHANICAL CONSTRUCTION SERVICES INC				5,210.05	513100	2194	PAYMENT OF INVOICE #2194--U3 OUTAGE 3RD PARTY BILLING FOR APRIL - MAY 2011	MAY-2011
20,018	Other	MECHANICAL CONSTRUCTION SERVICES INC				3,900.00	512100	2195	PAYMENT OF INVOICE #2195--U3 OUTAGE FOR EQUIPMENT DURING APRIL 2011	MAY-2011
20,019	Other	MECHANICAL CONSTRUCTION SERVICES INC				10,605.96	512100	2219	PAYMENT OF INVOICE #2219--UNIT 4 OUTAGE BASE CREW FOR THE BILLING PERIOD 5/21/11	Jun-2011
20,020	Other	MECHANICAL CONSTRUCTION SERVICES INC				4,449.38	512100	2219	PAYMENT OF INVOICE #2219--UNIT 4 OUTAGE BASE CREW FOR THE BILLING PERIOD 5/21/11	Jun-2011
20,021	Other	MECHANICAL CONSTRUCTION SERVICES INC				2,299.18	513100	2219	PAYMENT OF INVOICE #2219--UNIT 4 OUTAGE BASE CREW FOR THE BILLING PERIOD 5/21/11	Jun-2011
20,022	Other	MECHANICAL CONSTRUCTION SERVICES INC				1,465.16	512100	2219	PAYMENT OF INVOICE #2219--UNIT 4 OUTAGE BASE CREW FOR THE BILLING PERIOD 5/21/11	Jun-2011
20,023	Other	MECHANICAL CONSTRUCTION SERVICES INC				1,366.03	513100	2219	PAYMENT OF INVOICE #2219--UNIT 4 OUTAGE BASE CREW FOR THE BILLING PERIOD 5/21/11	Jun-2011

KENTUCKY UTILITIES COMPANY
Case No. 2012- 00221
Analysis of Professional Services Expenses For the Test Year

(A)	(B)	(C)	(D)	(E)	(F)	(G)	(H)	(I)		
Line No.	Type	Vendor	Rate Case	Audit	Other	Total	Account	Invoice	Description	Period
20,024	Other	MECHANICAL CONSTRUCTION SERVICES INC				287.42	513100	2219	PAYMENT OF INVOICE #2219--UNIT 4 OUTAGE BASE CREW FOR THE BILLING PERIOD 5/21/11	Jun-2011
20,025	Other	MECHANICAL CONSTRUCTION SERVICES INC				50,477.53	512100	2220	PAYMENT OF INVOICE #2220--UNIT 4 OUTAGE AUX CREW FOR THE BILLING PERIOD 5/21/11	Jun-2011
20,026	Other	MECHANICAL CONSTRUCTION SERVICES INC				13,380.30	512100	2220	PAYMENT OF INVOICE #2220--UNIT 4 OUTAGE AUX CREW FOR THE BILLING PERIOD 5/21/11	Jun-2011
20,027	Other	MECHANICAL CONSTRUCTION SERVICES INC				6,466.13	513100	2220	PAYMENT OF INVOICE #2220--UNIT 4 OUTAGE AUX CREW FOR THE BILLING PERIOD 5/21/11	Jun-2011
20,028	Other	MECHANICAL CONSTRUCTION SERVICES INC				6,352.15	513100	2220	PAYMENT OF INVOICE #2220--UNIT 4 OUTAGE AUX CREW FOR THE BILLING PERIOD 5/21/11	Jun-2011
20,029	Other	MECHANICAL CONSTRUCTION SERVICES INC				5,882.92	512100	2220	PAYMENT OF INVOICE #2220--UNIT 4 OUTAGE AUX CREW FOR THE BILLING PERIOD 5/21/11	Jun-2011
20,030	Other	MECHANICAL CONSTRUCTION SERVICES INC				188.84	513100	2220	PAYMENT OF INVOICE #2220--UNIT 4 OUTAGE AUX CREW FOR THE BILLING PERIOD 5/21/11	Jun-2011
20,031	Other	MECHANICAL CONSTRUCTION SERVICES INC				11,444.01	512017	2240	PAYMENT OF INVOICE #2240--UNIT 2 OUTAGE BASE CREW FOR THE BILLING PERIOD 5/28/11	Jun-2011
20,032	Other	MECHANICAL CONSTRUCTION SERVICES INC				2,409.24	512100	2240	PAYMENT OF INVOICE #2240--UNIT 2 OUTAGE BASE CREW FOR THE BILLING PERIOD 5/28/11	Jun-2011
20,033	Other	MECHANICAL CONSTRUCTION SERVICES INC				1,099.06	512100	2240	PAYMENT OF INVOICE #2240--UNIT 2 OUTAGE BASE CREW FOR THE BILLING PERIOD 5/28/11	Jun-2011
20,034	Other	MECHANICAL CONSTRUCTION SERVICES INC				924.71	513100	2240	PAYMENT OF INVOICE #2240--UNIT 2 OUTAGE BASE CREW FOR THE BILLING PERIOD 5/28/11	Jun-2011
20,035	Other	MECHANICAL CONSTRUCTION SERVICES INC				588.56	512017	2240	PAYMENT OF INVOICE #2240--UNIT 2 OUTAGE BASE CREW FOR THE BILLING PERIOD 5/28/11	Jun-2011
20,036	Other	MECHANICAL CONSTRUCTION SERVICES INC				517.92	512100	2240	PAYMENT OF INVOICE #2240--UNIT 2 OUTAGE BASE CREW FOR THE BILLING PERIOD 5/28/11	Jun-2011
20,037	Other	MECHANICAL CONSTRUCTION SERVICES INC				482.82	513100	2240	PAYMENT OF INVOICE #2240--UNIT 2 OUTAGE BASE CREW FOR THE BILLING PERIOD 5/28/11	Jun-2011
20,038	Other	MECHANICAL CONSTRUCTION SERVICES INC				407.28	513100	2240	PAYMENT OF INVOICE #2240--UNIT 2 OUTAGE BASE CREW FOR THE BILLING PERIOD 5/28/11	Jun-2011
20,039	Other	MECHANICAL CONSTRUCTION SERVICES INC				278.42	512011	2240	PAYMENT OF INVOICE #2240--UNIT 2 OUTAGE BASE CREW FOR THE BILLING PERIOD 5/28/11	Jun-2011
20,040	Other	MECHANICAL CONSTRUCTION SERVICES INC				142.46	512100	2240	PAYMENT OF INVOICE #2240--UNIT 2 OUTAGE BASE CREW FOR THE BILLING PERIOD 5/28/11	Jun-2011
20,041	Other	MECHANICAL CONSTRUCTION SERVICES INC				19,703.57	512100	2241	PAYMENT OF INVOICE #2241--UNIT 2 OUTAGE AUX CREW FOR THE BILLING PERIOD 5/28/11	Jun-2011
20,042	Other	MECHANICAL CONSTRUCTION SERVICES INC				4,766.73	512100	2241	PAYMENT OF INVOICE #2241--UNIT 2 OUTAGE AUX CREW FOR THE BILLING PERIOD 5/28/11	Jun-2011
20,043	Other	MECHANICAL CONSTRUCTION SERVICES INC				1,281.81	513100	2241	PAYMENT OF INVOICE #2241--UNIT 2 OUTAGE AUX CREW FOR THE BILLING PERIOD 5/28/11	Jun-2011
20,044	Other	MECHANICAL CONSTRUCTION SERVICES INC				794.00	513100	2241	PAYMENT OF INVOICE #2241--UNIT 2 OUTAGE AUX CREW FOR THE BILLING PERIOD 5/28/11	Jun-2011
20,045	Other	MECHANICAL CONSTRUCTION SERVICES INC				510.78	512017	2241	PAYMENT OF INVOICE #2241--UNIT 2 OUTAGE AUX CREW FOR THE BILLING PERIOD 5/28/11	Jun-2011
20,046	Other	MECHANICAL CONSTRUCTION SERVICES INC				256.95	512100	2241	PAYMENT OF INVOICE #2241--UNIT 2 OUTAGE AUX CREW FOR THE BILLING PERIOD 5/28/11	Jun-2011
20,047	Other	MECHANICAL CONSTRUCTION SERVICES INC				238.20	513100	2241	PAYMENT OF INVOICE #2241--UNIT 2 OUTAGE AUX CREW FOR THE BILLING PERIOD 5/28/11	Jun-2011
20,048	Other	MECHANICAL CONSTRUCTION SERVICES INC				185.67	512100	2241	PAYMENT OF INVOICE #2241--UNIT 2 OUTAGE AUX CREW FOR THE BILLING PERIOD 5/28/11	Jun-2011
20,049	Other	MECHANICAL CONSTRUCTION SERVICES INC				158.80	512100	2241	PAYMENT OF INVOICE #2241--UNIT 2 OUTAGE AUX CREW FOR THE BILLING PERIOD 5/28/11	Jun-2011
20,050	Other	MECHANICAL CONSTRUCTION SERVICES INC				151.34	512011	2241	PAYMENT OF INVOICE #2241--UNIT 2 OUTAGE AUX CREW FOR THE BILLING PERIOD 5/28/11	Jun-2011
20,051	Other	MECHANICAL CONSTRUCTION SERVICES INC				5,378.51	511100	2262	PAYMENT OF INVOICE #2262--GHENT BOILERMAKERS BASE CREW FOR THE BILLING PERIOD 6/4/11	Jun-2011
20,052	Other	MECHANICAL CONSTRUCTION SERVICES INC				733.66	512100	2262	PAYMENT OF INVOICE #2262--GHENT BOILERMAKERS BASE CREW FOR THE BILLING PERIOD 6/4/11	Jun-2011
20,053	Other	MECHANICAL CONSTRUCTION SERVICES INC				1,005.15	511100	2263	PAYMENT OF INVOICE #2263--GHENT BOILERMAKERS AUX CREW FOR THE BILLING PERIOD 6/4/11	Jun-2011

KENTUCKY UTILITIES COMPANY
Case No. 2012- 00221
Analysis of Professional Services Expenses For the Test Year

(A)	(B)	(C)	(D)	(E)	(F)	(G)	(H)	(I)		
Line No.	Type	Vendor	Rate Case	Audit	Other	Total	Account	Invoice	Description	Period
20,054	Other	MECHANICAL CONSTRUCTION SERVICES INC				151.43	512100	2263	PAYMENT OF INVOICE #2263--GHENT BOILERMAKERS AUX CREW FOR THE BILLING PERIOD 6/4/11	Jun-2011
20,055	Other	MECHANICAL CONSTRUCTION SERVICES INC				6,562.95	511100	2301	GHENT BOILERMAKERS BASE CREW FOR THE BILLING PERIOD 6/11/11	Jun-2011
20,056	Other	MECHANICAL CONSTRUCTION SERVICES INC				2,110.37	511100	2301	GHENT BOILERMAKERS BASE CREW FOR THE BILLING PERIOD 6/11/11	Jun-2011
20,057	Other	MECHANICAL CONSTRUCTION SERVICES INC				600.58	511100	2301	GHENT BOILERMAKERS BASE CREW FOR THE BILLING PERIOD 6/11/11	Jun-2011
20,058	Other	MECHANICAL CONSTRUCTION SERVICES INC				4,333.78	512100	2310	GHENT BOILERMAKERS FOR THE BILLING PERIOD 6/18/11	Jun-2011
20,059	Other	MECHANICAL CONSTRUCTION SERVICES INC				3,871.59	511100	2310	GHENT BOILERMAKERS FOR THE BILLING PERIOD 6/18/11	Jun-2011
20,060	Other	MECHANICAL CONSTRUCTION SERVICES INC				1,246.27	512017	2310	GHENT BOILERMAKERS FOR THE BILLING PERIOD 6/18/11	Jun-2011
20,061	Other	MECHANICAL CONSTRUCTION SERVICES INC				969.59	512100	2310	GHENT BOILERMAKERS FOR THE BILLING PERIOD 6/18/11	Jun-2011
20,062	Other	MECHANICAL CONSTRUCTION SERVICES INC				427.34	511100	2310	GHENT BOILERMAKERS FOR THE BILLING PERIOD 6/18/11	Jun-2011
20,063	Other	MECHANICAL CONSTRUCTION SERVICES INC				2,608.40	512101	2327	GHENT BOILERMAKERS FOR THE BILLING PERIOD 6/25/11	JUL-2011
20,064	Other	MECHANICAL CONSTRUCTION SERVICES INC				2,329.12	512100	2327	GHENT BOILERMAKERS FOR THE BILLING PERIOD 6/25/11	JUL-2011
20,065	Other	MECHANICAL CONSTRUCTION SERVICES INC				1,479.41	512017	2327	GHENT BOILERMAKERS FOR THE BILLING PERIOD 6/25/11	JUL-2011
20,066	Other	MECHANICAL CONSTRUCTION SERVICES INC				850.44	512100	2327	GHENT BOILERMAKERS FOR THE BILLING PERIOD 6/25/11	JUL-2011
20,067	Other	MECHANICAL CONSTRUCTION SERVICES INC				2,069.12	511100	2335	GHENT BOILERMAKERS FOR THE BILLING PERIOD 7/2/11	JUL-2011
20,068	Other	MECHANICAL CONSTRUCTION SERVICES INC				1,257.59	512101	2335	GHENT BOILERMAKERS FOR THE BILLING PERIOD 7/2/11	JUL-2011
20,069	Other	MECHANICAL CONSTRUCTION SERVICES INC				3,235.38	512101	2342	GHENT BOILERMAKERS FOR THE BILLING PERIOD 7/9/11	JUL-2011
20,070	Other	MECHANICAL CONSTRUCTION SERVICES INC				1,104.16	511100	2342	GHENT BOILERMAKERS FOR THE BILLING PERIOD 7/9/11	JUL-2011
20,071	Other	MECHANICAL CONSTRUCTION SERVICES INC				1,075.81	512100	2342	GHENT BOILERMAKERS FOR THE BILLING PERIOD 7/9/11	JUL-2011
20,072	Other	MECHANICAL CONSTRUCTION SERVICES INC				5,290.71	512101	2347	GHENT BOILERMAKERS FOR THE BILLING PERIOD 7/16/11	AUG-2011
20,073	Other	MECHANICAL CONSTRUCTION SERVICES INC				5,178.04	511100	2347	GHENT BOILERMAKERS FOR THE BILLING PERIOD 7/16/11	AUG-2011
20,074	Other	MECHANICAL CONSTRUCTION SERVICES INC				2,252.11	512100	2347	GHENT BOILERMAKERS FOR THE BILLING PERIOD 7/16/11	AUG-2011
20,075	Other	MECHANICAL CONSTRUCTION SERVICES INC				807.51	512017	2347	GHENT BOILERMAKERS FOR THE BILLING PERIOD 7/16/11	AUG-2011
20,076	Other	MECHANICAL CONSTRUCTION SERVICES INC				5,237.53	511100	2353	GHENT BOILERMAKERS FOR THE BILLING PERIOD 7/23/11	AUG-2011
20,077	Other	MECHANICAL CONSTRUCTION SERVICES INC				3,142.32	511100	2353	GHENT BOILERMAKERS FOR THE BILLING PERIOD 7/23/11	AUG-2011
20,078	Other	MECHANICAL CONSTRUCTION SERVICES INC				1,149.14	512101	2353	GHENT BOILERMAKERS FOR THE BILLING PERIOD 7/23/11	AUG-2011
20,079	Other	MECHANICAL CONSTRUCTION SERVICES INC				2,867.76	513100	2362	GHENT BOILERMAKERS FOR THE BILLING PERIOD 7/30/11	AUG-2011
20,080	Other	MECHANICAL CONSTRUCTION SERVICES INC				2,539.94	511100	2362	GHENT BOILERMAKERS FOR THE BILLING PERIOD 7/30/11	AUG-2011
20,081	Other	MECHANICAL CONSTRUCTION SERVICES INC				1,656.01	512101	2362	GHENT BOILERMAKERS FOR THE BILLING PERIOD 7/30/11	AUG-2011
20,082	Other	MECHANICAL CONSTRUCTION SERVICES INC				1,446.11	511100	2362	GHENT BOILERMAKERS FOR THE BILLING PERIOD 7/30/11	AUG-2011
20,083	Other	MECHANICAL CONSTRUCTION SERVICES INC				410.26	512017	2362	GHENT BOILERMAKERS FOR THE BILLING PERIOD 7/30/11	AUG-2011
20,084	Other	MECHANICAL CONSTRUCTION SERVICES INC				1,340.26	512100	2390	PAYMENT OF INVOICE #2390--PERMITS FOR UNIT 1 AND 3RD PARTY BILLING	AUG-2011
20,085	Other	MECHANICAL CONSTRUCTION SERVICES INC				3,028.21	513100	2393	PAYMENT OF INVOICE #2393--3RD PARTY BILLING FOR JULY 2011	AUG-2011
20,086	Other	MECHANICAL CONSTRUCTION SERVICES INC				4,116.00	512100	2394	PAYMENT OF INVOICE #2394--PERMIT FOR UNIT 2 AND 3RD PARTY BILLING	AUG-2011
20,087	Other	MECHANICAL CONSTRUCTION SERVICES INC				3,995.55	512100	2399	GHENT BOILERMAKERS FOR THE BILLING PERIOD 8/6/11	AUG-2011
20,088	Other	MECHANICAL CONSTRUCTION SERVICES INC				3,522.83	513100	2399	GHENT BOILERMAKERS FOR THE BILLING PERIOD 8/6/11	AUG-2011
20,089	Other	MECHANICAL CONSTRUCTION SERVICES INC				3,023.33	513100	2399	GHENT BOILERMAKERS FOR THE BILLING PERIOD 8/6/11	AUG-2011
20,090	Other	MECHANICAL CONSTRUCTION SERVICES INC				766.06	512101	2399	GHENT BOILERMAKERS FOR THE BILLING PERIOD 8/6/11	AUG-2011
20,091	Other	MECHANICAL CONSTRUCTION SERVICES INC				4,765.39	512100	2406	GHENT BOILERMAKERS FOR THE BILLING PERIOD 8/13/11	AUG-2011
20,092	Other	MECHANICAL CONSTRUCTION SERVICES INC				3,077.41	512100	2406	GHENT BOILERMAKERS FOR THE BILLING PERIOD 8/13/11	AUG-2011
20,093	Other	MECHANICAL CONSTRUCTION SERVICES INC				2,682.34	512100	2406	GHENT BOILERMAKERS FOR THE BILLING PERIOD 8/13/11	AUG-2011
20,094	Other	MECHANICAL CONSTRUCTION SERVICES INC				2,489.81	512100	2406	GHENT BOILERMAKERS FOR THE BILLING PERIOD 8/13/11	AUG-2011
20,095	Other	MECHANICAL CONSTRUCTION SERVICES INC				2,094.88	513100	2406	GHENT BOILERMAKERS FOR THE BILLING PERIOD 8/13/11	AUG-2011
20,096	Other	MECHANICAL CONSTRUCTION SERVICES INC				1,901.51	512017	2406	GHENT BOILERMAKERS FOR THE BILLING PERIOD 8/13/11	AUG-2011
20,097	Other	MECHANICAL CONSTRUCTION SERVICES INC				10,831.77	512100	2417	PAYMENT OF INVOICE #2417--GHENT BOILERMAKERS (BASE CREW) FOR THE BILLING PERIOD 8/20/11	SEP-2011
20,098	Other	MECHANICAL CONSTRUCTION SERVICES INC				4,236.20	512100	2417	PAYMENT OF INVOICE #2417--GHENT BOILERMAKERS (BASE CREW) FOR THE BILLING PERIOD 8/20/11	SEP-2011
20,099	Other	MECHANICAL CONSTRUCTION SERVICES INC				3,297.25	512100	2417	PAYMENT OF INVOICE #2417--GHENT BOILERMAKERS (BASE CREW) FOR THE BILLING PERIOD 8/20/11	SEP-2011
20,100	Other	MECHANICAL CONSTRUCTION SERVICES INC				1,214.00	512100	2417	PAYMENT OF INVOICE #2417--GHENT BOILERMAKERS (BASE CREW) FOR THE BILLING PERIOD 8/20/11	SEP-2011
20,101	Other	MECHANICAL CONSTRUCTION SERVICES INC				4,218.11	512100	2427	GHENT BOILERMAKERS FOR THE BILLING PERIOD 8/27/11	SEP-2011
20,102	Other	MECHANICAL CONSTRUCTION SERVICES INC				1,800.21	512100	2427	GHENT BOILERMAKERS FOR THE BILLING PERIOD 8/27/11	SEP-2011
20,103	Other	MECHANICAL CONSTRUCTION SERVICES INC				1,138.30	512100	2427	GHENT BOILERMAKERS FOR THE BILLING PERIOD 8/27/11	SEP-2011
20,104	Other	MECHANICAL CONSTRUCTION SERVICES INC				1,136.26	511100	2427	GHENT BOILERMAKERS FOR THE BILLING PERIOD 8/27/11	SEP-2011
20,105	Other	MECHANICAL CONSTRUCTION SERVICES INC				970.78	512100	2427	GHENT BOILERMAKERS FOR THE BILLING PERIOD 8/27/11	SEP-2011
20,106	Other	MECHANICAL CONSTRUCTION SERVICES INC				520.50	512100	2427	GHENT BOILERMAKERS FOR THE BILLING PERIOD 8/27/11	SEP-2011
20,107	Other	MECHANICAL CONSTRUCTION SERVICES INC				11,973.84	512100	2428	PAYMENT OF INVOICE #2428--GHENT BOILERMAKERS (BASE CREW) FOR THE BILLING PERIOD 8/27/11	SEP-2011

KENTUCKY UTILITIES COMPANY
Case No. 2012- 00221
Analysis of Professional Services Expenses For the Test Year

(A)	(B)	(C)	(D)	(E)	(F)	(G)	(H)	(I)		
Line No.	Type	Vendor	Rate Case	Audit	Other	Total	Account	Invoice	Description	Period
20,108	Other	MECHANICAL CONSTRUCTION SERVICES INC				2,747.11	512100	2433	PAYMENT OF INVOICE #2433--GHENT BOILERMAKERS FOR THE BILLING PERIOD 9/3/11	SEP-2011
20,109	Other	MECHANICAL CONSTRUCTION SERVICES INC				2,451.29	513100	2433	PAYMENT OF INVOICE #2433--GHENT BOILERMAKERS FOR THE BILLING PERIOD 9/3/11	SEP-2011
20,110	Other	MECHANICAL CONSTRUCTION SERVICES INC				2,396.87	512017	2433	PAYMENT OF INVOICE #2433--GHENT BOILERMAKERS FOR THE BILLING PERIOD 9/3/11	SEP-2011
20,111	Other	MECHANICAL CONSTRUCTION SERVICES INC				2,105.55	511100	2433	PAYMENT OF INVOICE #2433--GHENT BOILERMAKERS FOR THE BILLING PERIOD 9/3/11	SEP-2011
20,112	Other	MECHANICAL CONSTRUCTION SERVICES INC				1,423.27	511100	2433	PAYMENT OF INVOICE #2433--GHENT BOILERMAKERS FOR THE BILLING PERIOD 9/3/11	SEP-2011
20,113	Other	MECHANICAL CONSTRUCTION SERVICES INC				4,772.93	512100	2434	PAYMENT OF INVOICE #2434--GHENT BOILERMAKERS FOR THE BILLING PERIOD 9/10/11	SEP-2011
20,114	Other	MECHANICAL CONSTRUCTION SERVICES INC				4,353.70	512100	2434	PAYMENT OF INVOICE #2434--GHENT BOILERMAKERS FOR THE BILLING PERIOD 9/10/11	SEP-2011
20,115	Other	MECHANICAL CONSTRUCTION SERVICES INC				4,276.58	512100	2434	PAYMENT OF INVOICE #2434--GHENT BOILERMAKERS FOR THE BILLING PERIOD 9/10/11	SEP-2011
20,116	Other	MECHANICAL CONSTRUCTION SERVICES INC				2,541.52	511100	2434	PAYMENT OF INVOICE #2434--GHENT BOILERMAKERS FOR THE BILLING PERIOD 9/10/11	SEP-2011
20,117	Other	MECHANICAL CONSTRUCTION SERVICES INC				805.60	511100	2434	PAYMENT OF INVOICE #2434--GHENT BOILERMAKERS FOR THE BILLING PERIOD 9/10/11	SEP-2011
20,118	Other	MECHANICAL CONSTRUCTION SERVICES INC				450.30	512100	2434	PAYMENT OF INVOICE #2434--GHENT BOILERMAKERS FOR THE BILLING PERIOD 9/10/11	SEP-2011
20,119	Other	MECHANICAL CONSTRUCTION SERVICES INC				261.86	511100	2434	PAYMENT OF INVOICE #2434--GHENT BOILERMAKERS FOR THE BILLING PERIOD 9/10/11	SEP-2011
20,120	Other	MECHANICAL CONSTRUCTION SERVICES INC				6,499.03	512100	2450	GHENT BOILERMAKERS FOR THE PERIOD 9/17/11	SEP-2011
20,121	Other	MECHANICAL CONSTRUCTION SERVICES INC				1,891.33	511100	2450	GHENT BOILERMAKERS FOR THE PERIOD 9/17/11	SEP-2011
20,122	Other	MECHANICAL CONSTRUCTION SERVICES INC				1,442.51	512100	2450	GHENT BOILERMAKERS FOR THE PERIOD 9/17/11	SEP-2011
20,123	Other	MECHANICAL CONSTRUCTION SERVICES INC				1,213.89	512100	2450	GHENT BOILERMAKERS FOR THE PERIOD 9/17/11	SEP-2011
20,124	Other	MECHANICAL CONSTRUCTION SERVICES INC				338.72	512100	2450	GHENT BOILERMAKERS FOR THE PERIOD 9/17/11	SEP-2011
20,125	Other	MECHANICAL CONSTRUCTION SERVICES INC				307.84	512100	2450	GHENT BOILERMAKERS FOR THE PERIOD 9/17/11	SEP-2011
20,126	Other	MECHANICAL CONSTRUCTION SERVICES INC				281.99	512100	2450	GHENT BOILERMAKERS FOR THE PERIOD 9/17/11	SEP-2011
20,127	Other	MECHANICAL CONSTRUCTION SERVICES INC				2,851.38	511100	2458	GHENT BOILERMAKERS FOR THE BILLING PERIOD 9/24/11	OCT-2011
20,128	Other	MECHANICAL CONSTRUCTION SERVICES INC				984.25	512100	2458	GHENT BOILERMAKERS FOR THE BILLING PERIOD 9/24/11	OCT-2011
20,129	Other	MECHANICAL CONSTRUCTION SERVICES INC				900.87	511100	2458	GHENT BOILERMAKERS FOR THE BILLING PERIOD 9/24/11	OCT-2011
20,130	Other	MECHANICAL CONSTRUCTION SERVICES INC				628.95	512100	2458	GHENT BOILERMAKERS FOR THE BILLING PERIOD 9/24/11	OCT-2011
20,131	Other	MECHANICAL CONSTRUCTION SERVICES INC				9,305.51	512100	2471	GHENT BOILERMAKERS FOR THE BILLING PERIOD 10/1/11	OCT-2011
20,132	Other	MECHANICAL CONSTRUCTION SERVICES INC				2,355.76	511100	2471	GHENT BOILERMAKERS FOR THE BILLING PERIOD 10/1/11	OCT-2011
20,133	Other	MECHANICAL CONSTRUCTION SERVICES INC				1,383.25	513100	2471	GHENT BOILERMAKERS FOR THE BILLING PERIOD 10/1/11	OCT-2011
20,134	Other	MECHANICAL CONSTRUCTION SERVICES INC				3,308.00	512100	2473	GHENT BOILERMAKERS FOR THE BILLING PERIOD 10/8/11	OCT-2011
20,135	Other	MECHANICAL CONSTRUCTION SERVICES INC				292.11	512100	2479	3RD PARTY BILLINGS AT GHENT	NOV-2011
20,136	Other	MECHANICAL CONSTRUCTION SERVICES INC				5,809.20	512100	2512	PAYMENT OF INVOICE #2512--GHENT BOILERMAKERS (BASE CREW) FOR THE BILLING PERIOD 10/15/11	NOV-2011
20,137	Other	MECHANICAL CONSTRUCTION SERVICES INC				3,452.41	512100	2512	PAYMENT OF INVOICE #2512--GHENT BOILERMAKERS (BASE CREW) FOR THE BILLING PERIOD 10/15/11	NOV-2011
20,138	Other	MECHANICAL CONSTRUCTION SERVICES INC				536.87	511100	2512	PAYMENT OF INVOICE #2512--GHENT BOILERMAKERS (BASE CREW) FOR THE BILLING PERIOD 10/15/11	NOV-2011
20,139	Other	MECHANICAL CONSTRUCTION SERVICES INC				5,580.59	512100	2513	PAYMENT OF INVOICE #2513--GHENT BOILERMAKERS (AUX CREW) FOR THE BILLING PERIOD 10/15/11	NOV-2011
20,140	Other	MECHANICAL CONSTRUCTION SERVICES INC				3,356.60	512100	2513	PAYMENT OF INVOICE #2513--GHENT BOILERMAKERS (AUX CREW) FOR THE BILLING PERIOD 10/15/11	NOV-2011
20,141	Other	MECHANICAL CONSTRUCTION SERVICES INC				1,208.88	512100	2514	PAYMENT OF INVOICE #2514--GHENT BOILERMAKERS FOR THE BILLING PERIOD 10/22/11	NOV-2011
20,142	Other	MECHANICAL CONSTRUCTION SERVICES INC				666.68	512100	2514	PAYMENT OF INVOICE #2514--GHENT BOILERMAKERS FOR THE BILLING PERIOD 10/22/11	NOV-2011
20,143	Other	MECHANICAL CONSTRUCTION SERVICES INC				435.21	512100	2514	PAYMENT OF INVOICE #2514--GHENT BOILERMAKERS FOR THE BILLING PERIOD 10/22/11	NOV-2011
20,144	Other	MECHANICAL CONSTRUCTION SERVICES INC				258.13	512100	2514	PAYMENT OF INVOICE #2514--GHENT BOILERMAKERS FOR THE BILLING PERIOD 10/22/11	NOV-2011
20,145	Other	MECHANICAL CONSTRUCTION SERVICES INC				440.88	512100	2515	PAYMENT OF INVOICE #2515--GHENT BOILERMAKERS (AUX CREW) FOR THE BILLING PERIOD 10/22/11	NOV-2011

KENTUCKY UTILITIES COMPANY
Case No. 2012- 00221
Analysis of Professional Services Expenses For the Test Year

(A)	(B)	(C)	(D)	(E)	(F)	(G)	(H)	(I)		
Line No.	Type	Vendor	Rate Case	Audit	Other	Total	Account	Invoice	Description	Period
20,146	Other	MECHANICAL CONSTRUCTION SERVICES INC				294.45	512100	2515	PAYMENT OF INVOICE #2515--GHENT BOILERMAKERS (AUX CREW) FOR THE BILLING PERIOD 10/22/11	NOV-2011
20,147	Other	MECHANICAL CONSTRUCTION SERVICES INC				227.55	512100	2515	PAYMENT OF INVOICE #2515--GHENT BOILERMAKERS (AUX CREW) FOR THE BILLING PERIOD 10/22/11	NOV-2011
20,148	Other	MECHANICAL CONSTRUCTION SERVICES INC				1,847.03	513100	2526	GHENT BOILERMAKERS FOR THE BILLING PERIOD 10/29/11	NOV-2011
20,149	Other	MECHANICAL CONSTRUCTION SERVICES INC				1,497.14	512100	2526	GHENT BOILERMAKERS FOR THE BILLING PERIOD 10/29/11	NOV-2011
20,150	Other	MECHANICAL CONSTRUCTION SERVICES INC				839.57	511100	2526	GHENT BOILERMAKERS FOR THE BILLING PERIOD 10/29/11	NOV-2011
20,151	Other	MECHANICAL CONSTRUCTION SERVICES INC				1,484.95	513100	2548	GHENT BOILERMAKERS FOR THE BILLING PERIOD 11/5/11	NOV-2011
20,152	Other	MECHANICAL CONSTRUCTION SERVICES INC				1,383.25	511100	2548	GHENT BOILERMAKERS FOR THE BILLING PERIOD 11/5/11	NOV-2011
20,153	Other	MECHANICAL CONSTRUCTION SERVICES INC				680.08	512100	2548	GHENT BOILERMAKERS FOR THE BILLING PERIOD 11/5/11	NOV-2011
20,154	Other	MECHANICAL CONSTRUCTION SERVICES INC				2,417.81	511100	2563	PAYMENT OF INVOICE #2563--GHENT BOILERMAKERS (BASE CREW) FOR THE BILLING PERIOD 11/12/11	NOV-2011
20,155	Other	MECHANICAL CONSTRUCTION SERVICES INC				2,660.52	511100	2564	PAYMENT OF INVOICE #2564--GHENT BOILERMAKERS (AUX CREW) FOR THE BILLING PERIOD 11/12/11	NOV-2011
20,156	Other	MECHANICAL CONSTRUCTION SERVICES INC				360.34	513100	2603	GHENT BOILERMAKERS FOR THE BILLING PERIOD 11/26/11	Dec-2011
20,157	Other	MECHANICAL CONSTRUCTION SERVICES INC				2,168.39	512017	2625	GHENT BOILERMAKERS FOR THE BILLING PERIOD 12/3/11	Dec-2011
20,158	Other	MECHANICAL CONSTRUCTION SERVICES INC				425.22	512017	2625	GHENT BOILERMAKERS FOR THE BILLING PERIOD 12/3/11	Dec-2011
20,159	Other	MECHANICAL CONSTRUCTION SERVICES INC				2,420.41	512017	2650	GHENT BOILERMAKERS FOR THE PERIOD 12/10/11	Jan-2012
20,160	Other	MECHANICAL CONSTRUCTION SERVICES INC				2,150.31	512100	2740	PAYMENT OF INVOICE #2740--GHENT BOILERMAKERS FOR THE BILLING PERIOD 12/31/11	Jan-2012
20,161	Other	MECHANICAL CONSTRUCTION SERVICES INC				283.24	512100	2753	PAYMENT OF INVOICE #2753 FOR KY STATE TRESURER PERMIT #KY1100BPV; HARTFORD STEAM BOILER INV #HCT0346902; KOEHLER INV #100086032	Jan-2012
20,162	Other	MECHANICAL CONSTRUCTION SERVICES INC				3,905.09	512100	2758	GHENT BOILERMAKERS FOR BILLING PERIOD 1/7/2012	Jan-2012
20,163	Other	MECHANICAL CONSTRUCTION SERVICES INC				3,848.36	512100	2758	GHENT BOILERMAKERS FOR BILLING PERIOD 1/7/2012	Jan-2012
20,164	Other	MECHANICAL CONSTRUCTION SERVICES INC				2,663.21	513100	2758	GHENT BOILERMAKERS FOR BILLING PERIOD 1/7/2012	Jan-2012
20,165	Other	MECHANICAL CONSTRUCTION SERVICES INC				985.52	511100	2758	GHENT BOILERMAKERS FOR BILLING PERIOD 1/7/2012	Jan-2012
20,166	Other	MECHANICAL CONSTRUCTION SERVICES INC				6,367.59	512100	2772	GHENT BOILERMAKERS FOR PERIOD ENDING 1/14/12	Jan-2012
20,167	Other	MECHANICAL CONSTRUCTION SERVICES INC				3,470.59	514100	2772	GHENT BOILERMAKERS FOR PERIOD ENDING 1/14/12	Jan-2012
20,168	Other	MECHANICAL CONSTRUCTION SERVICES INC				1,523.48	512100	2772	GHENT BOILERMAKERS FOR PERIOD ENDING 1/14/12	Jan-2012
20,169	Other	MECHANICAL CONSTRUCTION SERVICES INC				1,136.26	512100	2772	GHENT BOILERMAKERS FOR PERIOD ENDING 1/14/12	Jan-2012
20,170	Other	MECHANICAL CONSTRUCTION SERVICES INC				779.14	512100	2772	GHENT BOILERMAKERS FOR PERIOD ENDING 1/14/12	Jan-2012
20,171	Other	MECHANICAL CONSTRUCTION SERVICES INC				675.71	512100	2772	GHENT BOILERMAKERS FOR PERIOD ENDING 1/14/12	Jan-2012
20,172	Other	MECHANICAL CONSTRUCTION SERVICES INC				4,930.90	512100	2781	GHENT BOILERMAKERS FOR BILLING PERIOD 1/21/2012	Jan-2012
20,173	Other	MECHANICAL CONSTRUCTION SERVICES INC				4,321.62	512100	2781	GHENT BOILERMAKERS FOR BILLING PERIOD 1/21/2012	Jan-2012
20,174	Other	MECHANICAL CONSTRUCTION SERVICES INC				3,440.34	512100	2781	GHENT BOILERMAKERS FOR BILLING PERIOD 1/21/2012	Jan-2012
20,175	Other	MECHANICAL CONSTRUCTION SERVICES INC				1,748.54	512100	2781	GHENT BOILERMAKERS FOR BILLING PERIOD 1/21/2012	Jan-2012
20,176	Other	MECHANICAL CONSTRUCTION SERVICES INC				6,495.63	512100	2787	PAYMENT OF INVOICE #2787--GHENT BOILERMAKERS (BASE CREW) FOR THE BILLING PERIOD 1/28/12	Feb-2012
20,177	Other	MECHANICAL CONSTRUCTION SERVICES INC				4,801.92	512100	2787	PAYMENT OF INVOICE #2787--GHENT BOILERMAKERS (BASE CREW) FOR THE BILLING PERIOD 1/28/12	Feb-2012
20,178	Other	MECHANICAL CONSTRUCTION SERVICES INC				2,723.71	512100	2787	PAYMENT OF INVOICE #2787--GHENT BOILERMAKERS (BASE CREW) FOR THE BILLING PERIOD 1/28/12	Feb-2012
20,179	Other	MECHANICAL CONSTRUCTION SERVICES INC				147.62	512100	2787	PAYMENT OF INVOICE #2787--GHENT BOILERMAKERS (BASE CREW) FOR THE BILLING PERIOD 1/28/12	Feb-2012
20,180	Other	MECHANICAL CONSTRUCTION SERVICES INC				138.78	512100	2787	PAYMENT OF INVOICE #2787--GHENT BOILERMAKERS (BASE CREW) FOR THE BILLING PERIOD 1/28/12	Feb-2012
20,181	Other	MECHANICAL CONSTRUCTION SERVICES INC				104.03	514100	2787	PAYMENT OF INVOICE #2787--GHENT BOILERMAKERS (BASE CREW) FOR THE BILLING PERIOD 1/28/12	Feb-2012
20,182	Other	MECHANICAL CONSTRUCTION SERVICES INC				79.72	513100	2787	PAYMENT OF INVOICE #2787--GHENT BOILERMAKERS (BASE CREW) FOR THE BILLING PERIOD 1/28/12	Feb-2012
20,183	Other	MECHANICAL CONSTRUCTION SERVICES INC				45.71	512100	2787	PAYMENT OF INVOICE #2787--GHENT BOILERMAKERS (BASE CREW) FOR THE BILLING PERIOD 1/28/12	Feb-2012
20,184	Other	MECHANICAL CONSTRUCTION SERVICES INC				34.10	512100	2787	PAYMENT OF INVOICE #2787--GHENT BOILERMAKERS (BASE CREW) FOR THE BILLING PERIOD 1/28/12	Feb-2012
20,185	Other	MECHANICAL CONSTRUCTION SERVICES INC				29.52	511100	2787	PAYMENT OF INVOICE #2787--GHENT BOILERMAKERS (BASE CREW) FOR THE BILLING PERIOD 1/28/12	Feb-2012
20,186	Other	MECHANICAL CONSTRUCTION SERVICES INC				20.28	512100	2787	PAYMENT OF INVOICE #2787--GHENT BOILERMAKERS (BASE CREW) FOR THE BILLING PERIOD 1/28/12	Feb-2012

KENTUCKY UTILITIES COMPANY
Case No. 2012- 00221
Analysis of Professional Services Expenses For the Test Year

(A)	(B)	(C)	(D)	(E)	(F)	(G)	(H)	(I)		
Line No.	Type	Vendor	Rate Case	Audit	Other	Total	Account	Invoice	Description	Period
20,187	Other	MECHANICAL CONSTRUCTION SERVICES INC				12.32	512100	2787	PAYMENT OF INVOICE #2787--GHENT BOILERMAKERS (BASE CREW) FOR THE BILLING PERIOD 1/28/12	Feb-2012
20,188	Other	MECHANICAL CONSTRUCTION SERVICES INC				486.73	512100	2788	PAYMENT OF INVOICE #2788--GHENT BOILERMAKERS (AUX CREW) FOR THE BILLING PERIOD 1/28/12	Feb-2012
20,189	Other	MECHANICAL CONSTRUCTION SERVICES INC				5,267.82	512100	2793	PAYMENT OF INVOICE #2793--GHENT BOILERMAKERS (BASE CREW) FOR THE BILLING PERIOD 2/4/12	Feb-2012
20,190	Other	MECHANICAL CONSTRUCTION SERVICES INC				3,786.93	512100	2793	PAYMENT OF INVOICE #2793--GHENT BOILERMAKERS (BASE CREW) FOR THE BILLING PERIOD 2/4/12	Feb-2012
20,191	Other	MECHANICAL CONSTRUCTION SERVICES INC				2,075.86	513100	2793	PAYMENT OF INVOICE #2793--GHENT BOILERMAKERS (BASE CREW) FOR THE BILLING PERIOD 2/4/12	Feb-2012
20,192	Other	MECHANICAL CONSTRUCTION SERVICES INC				1,573.61	512017	2793	PAYMENT OF INVOICE #2793--GHENT BOILERMAKERS (BASE CREW) FOR THE BILLING PERIOD 2/4/12	Feb-2012
20,193	Other	MECHANICAL CONSTRUCTION SERVICES INC				128.88	512100	2793	PAYMENT OF INVOICE #2793--GHENT BOILERMAKERS (BASE CREW) FOR THE BILLING PERIOD 2/4/12	Feb-2012
20,194	Other	MECHANICAL CONSTRUCTION SERVICES INC				128.88	512100	2793	PAYMENT OF INVOICE #2793--GHENT BOILERMAKERS (BASE CREW) FOR THE BILLING PERIOD 2/4/12	Feb-2012
20,195	Other	MECHANICAL CONSTRUCTION SERVICES INC				347.76	513100	2794	PAYMENT OF INVOICE #2794--GHENT BOILERMAKERS (AUX CREW) FOR THE BILLING PERIOD 2/4/12	Feb-2012
20,196	Other	MECHANICAL CONSTRUCTION SERVICES INC				115.92	512017	2794	PAYMENT OF INVOICE #2794--GHENT BOILERMAKERS (AUX CREW) FOR THE BILLING PERIOD 2/4/12	Feb-2012
20,197	Other	MECHANICAL CONSTRUCTION SERVICES INC				115.92	512100	2794	PAYMENT OF INVOICE #2794--GHENT BOILERMAKERS (AUX CREW) FOR THE BILLING PERIOD 2/4/12	Feb-2012
20,198	Other	MECHANICAL CONSTRUCTION SERVICES INC				4,498.99	513100	2805	PAYMENT OF INVOICE #2805--GHENT BOILERMAKERS (BASE CREW) FOR THE BILLING PERIOD 2/11/2012	Feb-2012
20,199	Other	MECHANICAL CONSTRUCTION SERVICES INC				3,023.38	513100	2805	PAYMENT OF INVOICE #2805--GHENT BOILERMAKERS (BASE CREW) FOR THE BILLING PERIOD 2/11/2012	Feb-2012
20,200	Other	MECHANICAL CONSTRUCTION SERVICES INC				1,437.96	512100	2805	PAYMENT OF INVOICE #2805--GHENT BOILERMAKERS (BASE CREW) FOR THE BILLING PERIOD 2/11/2012	Feb-2012
20,201	Other	MECHANICAL CONSTRUCTION SERVICES INC				1,300.00	513100	2805	PAYMENT OF INVOICE #2805--GHENT BOILERMAKERS (BASE CREW) FOR THE BILLING PERIOD 2/11/2012	Feb-2012
20,202	Other	MECHANICAL CONSTRUCTION SERVICES INC				802.52	513100	2805	PAYMENT OF INVOICE #2805--GHENT BOILERMAKERS (BASE CREW) FOR THE BILLING PERIOD 2/11/2012	Feb-2012
20,203	Other	MECHANICAL CONSTRUCTION SERVICES INC				756.19	513100	2805	PAYMENT OF INVOICE #2805--GHENT BOILERMAKERS (BASE CREW) FOR THE BILLING PERIOD 2/11/2012	Feb-2012
20,204	Other	MECHANICAL CONSTRUCTION SERVICES INC				650.82	512100	2805	PAYMENT OF INVOICE #2805--GHENT BOILERMAKERS (BASE CREW) FOR THE BILLING PERIOD 2/11/2012	Feb-2012
20,205	Other	MECHANICAL CONSTRUCTION SERVICES INC				428.81	512017	2805	PAYMENT OF INVOICE #2805--GHENT BOILERMAKERS (BASE CREW) FOR THE BILLING PERIOD 2/11/2012	Feb-2012
20,206	Other	MECHANICAL CONSTRUCTION SERVICES INC				388.53	511100	2805	PAYMENT OF INVOICE #2805--GHENT BOILERMAKERS (BASE CREW) FOR THE BILLING PERIOD 2/11/2012	Feb-2012
20,207	Other	MECHANICAL CONSTRUCTION SERVICES INC				388.68	513100	2806	PAYMENT OF INVOICE #2806--GHENT BOILERMAKERS (AUX CREW) FOR THE BILLING PERIOD 2/11/12	Feb-2012
20,208	Other	MECHANICAL CONSTRUCTION SERVICES INC				388.68	513100	2806	PAYMENT OF INVOICE #2806--GHENT BOILERMAKERS (AUX CREW) FOR THE BILLING PERIOD 2/11/12	Feb-2012
20,209	Other	MECHANICAL CONSTRUCTION SERVICES INC				233.55	512100	2806	PAYMENT OF INVOICE #2806--GHENT BOILERMAKERS (AUX CREW) FOR THE BILLING PERIOD 2/11/12	Feb-2012
20,210	Other	MECHANICAL CONSTRUCTION SERVICES INC				194.34	512100	2806	PAYMENT OF INVOICE #2806--GHENT BOILERMAKERS (AUX CREW) FOR THE BILLING PERIOD 2/11/12	Feb-2012
20,211	Other	MECHANICAL CONSTRUCTION SERVICES INC				155.13	513100	2806	PAYMENT OF INVOICE #2806--GHENT BOILERMAKERS (AUX CREW) FOR THE BILLING PERIOD 2/11/12	Feb-2012
20,212	Other	MECHANICAL CONSTRUCTION SERVICES INC				97.17	512017	2806	PAYMENT OF INVOICE #2806--GHENT BOILERMAKERS (AUX CREW) FOR THE BILLING PERIOD 2/11/12	Feb-2012
20,213	Other	MECHANICAL CONSTRUCTION SERVICES INC				97.17	513100	2806	PAYMENT OF INVOICE #2806--GHENT BOILERMAKERS (AUX CREW) FOR THE BILLING PERIOD 2/11/12	Feb-2012
20,214	Other	MECHANICAL CONSTRUCTION SERVICES INC				6,432.78	513100	2813	PAYMENT OF INVOICE #2813--GHENT BOILERMAKERS (BASE CREW) FOR THE BILLING PERIOD 2/18/12	Feb-2012
20,215	Other	MECHANICAL CONSTRUCTION SERVICES INC				2,870.09	512017	2813	PAYMENT OF INVOICE #2813--GHENT BOILERMAKERS (BASE CREW) FOR THE BILLING PERIOD 2/18/12	Feb-2012
20,216	Other	MECHANICAL CONSTRUCTION SERVICES INC				1,374.18	512100	2813	PAYMENT OF INVOICE #2813--GHENT BOILERMAKERS (BASE CREW) FOR THE BILLING PERIOD 2/18/12	Feb-2012

KENTUCKY UTILITIES COMPANY
Case No. 2012- 00221
Analysis of Professional Services Expenses For the Test Year

(A)	(B)	(C)	(D)	(E)	(F)	(G)	(H)	(I)		
Line No.	Type	Vendor	Rate Case	Audit	Other	Total	Account	Invoice	Description	Period
20,217	Other	MECHANICAL CONSTRUCTION SERVICES INC				4,883.95	512100	2814	PAYMENT OF INVOICE #2814--GHENT BOILERMAKERS (AUX CREW) FOR THE BILLING PERIOD 2/18/12	Feb-2012
20,218	Other	MECHANICAL CONSTRUCTION SERVICES INC				2,848.42	513100	2814	PAYMENT OF INVOICE #2814--GHENT BOILERMAKERS (AUX CREW) FOR THE BILLING PERIOD 2/18/12	Feb-2012
20,219	Other	MECHANICAL CONSTRUCTION SERVICES INC				1,900.97	512017	2814	PAYMENT OF INVOICE #2814--GHENT BOILERMAKERS (AUX CREW) FOR THE BILLING PERIOD 2/18/12	Feb-2012
20,220	Other	MECHANICAL CONSTRUCTION SERVICES INC				13,580.20	512100	2819	PAYMENT OF INVOICE#2819-GHENT BOILERMAKERS (BASE CREW) FOR THE BILLING PERIOD 2/25/2012	MAR-2012
20,221	Other	MECHANICAL CONSTRUCTION SERVICES INC				8,255.86	512100	2819	PAYMENT OF INVOICE#2819-GHENT BOILERMAKERS (BASE CREW) FOR THE BILLING PERIOD 2/25/2012	MAR-2012
20,222	Other	MECHANICAL CONSTRUCTION SERVICES INC				2,039.88	512100	2819	PAYMENT OF INVOICE#2819-GHENT BOILERMAKERS (BASE CREW) FOR THE BILLING PERIOD 2/25/2012	MAR-2012
20,223	Other	MECHANICAL CONSTRUCTION SERVICES INC				2,027.94	512100	2819	PAYMENT OF INVOICE#2819-GHENT BOILERMAKERS (BASE CREW) FOR THE BILLING PERIOD 2/25/2012	MAR-2012
20,224	Other	MECHANICAL CONSTRUCTION SERVICES INC				1,613.78	512100	2819	PAYMENT OF INVOICE#2819-GHENT BOILERMAKERS (BASE CREW) FOR THE BILLING PERIOD 2/25/2012	MAR-2012
20,225	Other	MECHANICAL CONSTRUCTION SERVICES INC				1,332.36	512100	2819	PAYMENT OF INVOICE#2819-GHENT BOILERMAKERS (BASE CREW) FOR THE BILLING PERIOD 2/25/2012	MAR-2012
20,226	Other	MECHANICAL CONSTRUCTION SERVICES INC				1,326.45	512100	2819	PAYMENT OF INVOICE#2819-GHENT BOILERMAKERS (BASE CREW) FOR THE BILLING PERIOD 2/25/2012	MAR-2012
20,227	Other	MECHANICAL CONSTRUCTION SERVICES INC				1,326.45	512100	2819	PAYMENT OF INVOICE#2819-GHENT BOILERMAKERS (BASE CREW) FOR THE BILLING PERIOD 2/25/2012	MAR-2012
20,228	Other	MECHANICAL CONSTRUCTION SERVICES INC				1,089.82	512100	2819	PAYMENT OF INVOICE#2819-GHENT BOILERMAKERS (BASE CREW) FOR THE BILLING PERIOD 2/25/2012	MAR-2012
20,229	Other	MECHANICAL CONSTRUCTION SERVICES INC				723.60	512100	2819	PAYMENT OF INVOICE#2819-GHENT BOILERMAKERS (BASE CREW) FOR THE BILLING PERIOD 2/25/2012	MAR-2012
20,230	Other	MECHANICAL CONSTRUCTION SERVICES INC				581.66	512100	2819	PAYMENT OF INVOICE#2819-GHENT BOILERMAKERS (BASE CREW) FOR THE BILLING PERIOD 2/25/2012	MAR-2012
20,231	Other	MECHANICAL CONSTRUCTION SERVICES INC				528.73	512100	2819	PAYMENT OF INVOICE#2819-GHENT BOILERMAKERS (BASE CREW) FOR THE BILLING PERIOD 2/25/2012	MAR-2012
20,232	Other	MECHANICAL CONSTRUCTION SERVICES INC				476.90	512017	2819	PAYMENT OF INVOICE#2819-GHENT BOILERMAKERS (BASE CREW) FOR THE BILLING PERIOD 2/25/2012	MAR-2012
20,233	Other	MECHANICAL CONSTRUCTION SERVICES INC				247.02	512100	2819	PAYMENT OF INVOICE#2819-GHENT BOILERMAKERS (BASE CREW) FOR THE BILLING PERIOD 2/25/2012	MAR-2012
20,234	Other	MECHANICAL CONSTRUCTION SERVICES INC				106.39	512100	2819	PAYMENT OF INVOICE#2819-GHENT BOILERMAKERS (BASE CREW) FOR THE BILLING PERIOD 2/25/2012	MAR-2012
20,235	Other	MECHANICAL CONSTRUCTION SERVICES INC				106.39	512100	2819	PAYMENT OF INVOICE#2819-GHENT BOILERMAKERS (BASE CREW) FOR THE BILLING PERIOD 2/25/2012	MAR-2012
20,236	Other	MECHANICAL CONSTRUCTION SERVICES INC				65.08	512100	2819	PAYMENT OF INVOICE#2819-GHENT BOILERMAKERS (BASE CREW) FOR THE BILLING PERIOD 2/25/2012	MAR-2012
20,237	Other	MECHANICAL CONSTRUCTION SERVICES INC				63,711.97	512100	2820	PAYMENT OF INVOICE#2820--GHENT BOILERMAKERS (AUX CREW) FOR THE BILLING PERIOD 2/25/2012	MAR-2012
20,238	Other	MECHANICAL CONSTRUCTION SERVICES INC				48,043.78	512100	2820	PAYMENT OF INVOICE#2820--GHENT BOILERMAKERS (AUX CREW) FOR THE BILLING PERIOD 2/25/2012	MAR-2012
20,239	Other	MECHANICAL CONSTRUCTION SERVICES INC				15,390.04	512100	2820	PAYMENT OF INVOICE#2820--GHENT BOILERMAKERS (AUX CREW) FOR THE BILLING PERIOD 2/25/2012	MAR-2012
20,240	Other	MECHANICAL CONSTRUCTION SERVICES INC				14,802.95	511100	2820	PAYMENT OF INVOICE#2820--GHENT BOILERMAKERS (AUX CREW) FOR THE BILLING PERIOD 2/25/2012	MAR-2012
20,241	Other	MECHANICAL CONSTRUCTION SERVICES INC				13,415.30	512100	2820	PAYMENT OF INVOICE#2820--GHENT BOILERMAKERS (AUX CREW) FOR THE BILLING PERIOD 2/25/2012	MAR-2012
20,242	Other	MECHANICAL CONSTRUCTION SERVICES INC				8,312.20	512100	2820	PAYMENT OF INVOICE#2820--GHENT BOILERMAKERS (AUX CREW) FOR THE BILLING PERIOD 2/25/2012	MAR-2012
20,243	Other	MECHANICAL CONSTRUCTION SERVICES INC				7,836.90	512100	2820	PAYMENT OF INVOICE#2820--GHENT BOILERMAKERS (AUX CREW) FOR THE BILLING PERIOD 2/25/2012	MAR-2012
20,244	Other	MECHANICAL CONSTRUCTION SERVICES INC				7,755.39	512100	2820	PAYMENT OF INVOICE#2820--GHENT BOILERMAKERS (AUX CREW) FOR THE BILLING PERIOD 2/25/2012	MAR-2012
20,245	Other	MECHANICAL CONSTRUCTION SERVICES INC				6,113.04	512100	2820	PAYMENT OF INVOICE#2820--GHENT BOILERMAKERS (AUX CREW) FOR THE BILLING PERIOD 2/25/2012	MAR-2012
20,246	Other	MECHANICAL CONSTRUCTION SERVICES INC				5,731.02	512055	2820	PAYMENT OF INVOICE#2820--GHENT BOILERMAKERS (AUX CREW) FOR THE BILLING PERIOD 2/25/2012	MAR-2012

KENTUCKY UTILITIES COMPANY
Case No. 2012- 00221
Analysis of Professional Services Expenses For the Test Year

(A)	(B)	(C)	(D)	(E)	(F)	(G)	(H)	(I)		
Line No.	Type	Vendor	Rate Case	Audit	Other	Total	Account	Invoice	Description	Period
20,247	Other	MECHANICAL CONSTRUCTION SERVICES INC				3,526.63	512055	2820	PAYMENT OF INVOICE#2820--GHENT BOILERMAKERS (AUX CREW) FOR THE BILLING PERIOD 2/25/2012	MAR-2012
20,248	Other	MECHANICAL CONSTRUCTION SERVICES INC				3,218.36	512017	2820	PAYMENT OF INVOICE#2820--GHENT BOILERMAKERS (AUX CREW) FOR THE BILLING PERIOD 2/25/2012	MAR-2012
20,249	Other	MECHANICAL CONSTRUCTION SERVICES INC				3,203.16	512100	2820	PAYMENT OF INVOICE#2820--GHENT BOILERMAKERS (AUX CREW) FOR THE BILLING PERIOD 2/25/2012	MAR-2012
20,250	Other	MECHANICAL CONSTRUCTION SERVICES INC				1,803.78	512055	2820	PAYMENT OF INVOICE#2820--GHENT BOILERMAKERS (AUX CREW) FOR THE BILLING PERIOD 2/25/2012	MAR-2012
20,251	Other	MECHANICAL CONSTRUCTION SERVICES INC				1,726.58	512100	2820	PAYMENT OF INVOICE#2820--GHENT BOILERMAKERS (AUX CREW) FOR THE BILLING PERIOD 2/25/2012	MAR-2012
20,252	Other	MECHANICAL CONSTRUCTION SERVICES INC				1,594.22	512100	2820	PAYMENT OF INVOICE#2820--GHENT BOILERMAKERS (AUX CREW) FOR THE BILLING PERIOD 2/25/2012	MAR-2012
20,253	Other	MECHANICAL CONSTRUCTION SERVICES INC				1,292.59	511100	2820	PAYMENT OF INVOICE#2820--GHENT BOILERMAKERS (AUX CREW) FOR THE BILLING PERIOD 2/25/2012	MAR-2012
20,254	Other	MECHANICAL CONSTRUCTION SERVICES INC				1,288.84	512055	2820	PAYMENT OF INVOICE#2820--GHENT BOILERMAKERS (AUX CREW) FOR THE BILLING PERIOD 2/25/2012	MAR-2012
20,255	Other	MECHANICAL CONSTRUCTION SERVICES INC				1,071.04	512100	2820	PAYMENT OF INVOICE#2820--GHENT BOILERMAKERS (AUX CREW) FOR THE BILLING PERIOD 2/25/2012	MAR-2012
20,256	Other	MECHANICAL CONSTRUCTION SERVICES INC				1,071.04	512100	2820	PAYMENT OF INVOICE#2820--GHENT BOILERMAKERS (AUX CREW) FOR THE BILLING PERIOD 2/25/2012	MAR-2012
20,257	Other	MECHANICAL CONSTRUCTION SERVICES INC				751.43	512055	2820	PAYMENT OF INVOICE#2820--GHENT BOILERMAKERS (AUX CREW) FOR THE BILLING PERIOD 2/25/2012	MAR-2012
20,258	Other	MECHANICAL CONSTRUCTION SERVICES INC				514.83	512100	2820	PAYMENT OF INVOICE#2820--GHENT BOILERMAKERS (AUX CREW) FOR THE BILLING PERIOD 2/25/2012	MAR-2012
20,259	Other	MECHANICAL CONSTRUCTION SERVICES INC				352.89	512055	2820	PAYMENT OF INVOICE#2820--GHENT BOILERMAKERS (AUX CREW) FOR THE BILLING PERIOD 2/25/2012	MAR-2012
20,260	Other	MECHANICAL CONSTRUCTION SERVICES INC				313.68	512055	2820	PAYMENT OF INVOICE#2820--GHENT BOILERMAKERS (AUX CREW) FOR THE BILLING PERIOD 2/25/2012	MAR-2012
20,261	Other	MECHANICAL CONSTRUCTION SERVICES INC				302.83	512055	2820	PAYMENT OF INVOICE#2820--GHENT BOILERMAKERS (AUX CREW) FOR THE BILLING PERIOD 2/25/2012	MAR-2012
20,262	Other	MECHANICAL CONSTRUCTION SERVICES INC				292.37	512055	2820	PAYMENT OF INVOICE#2820--GHENT BOILERMAKERS (AUX CREW) FOR THE BILLING PERIOD 2/25/2012	MAR-2012
20,263	Other	MECHANICAL CONSTRUCTION SERVICES INC				117.63	512101	2820	PAYMENT OF INVOICE#2820--GHENT BOILERMAKERS (AUX CREW) FOR THE BILLING PERIOD 2/25/2012	MAR-2012
20,264	Other	MECHANICAL CONSTRUCTION SERVICES INC				103.92	512055	2820	PAYMENT OF INVOICE#2820--GHENT BOILERMAKERS (AUX CREW) FOR THE BILLING PERIOD 2/25/2012	MAR-2012
20,265	Other	MECHANICAL CONSTRUCTION SERVICES INC				86.60	512055	2820	PAYMENT OF INVOICE#2820--GHENT BOILERMAKERS (AUX CREW) FOR THE BILLING PERIOD 2/25/2012	MAR-2012
20,266	Other	MECHANICAL CONSTRUCTION SERVICES INC				86.60	512055	2820	PAYMENT OF INVOICE#2820--GHENT BOILERMAKERS (AUX CREW) FOR THE BILLING PERIOD 2/25/2012	MAR-2012
20,267	Other	MECHANICAL CONSTRUCTION SERVICES INC				78.42	512055	2820	PAYMENT OF INVOICE#2820--GHENT BOILERMAKERS (AUX CREW) FOR THE BILLING PERIOD 2/25/2012	MAR-2012
20,268	Other	MECHANICAL CONSTRUCTION SERVICES INC				78.42	512101	2820	PAYMENT OF INVOICE#2820--GHENT BOILERMAKERS (AUX CREW) FOR THE BILLING PERIOD 2/25/2012	MAR-2012
20,269	Other	MECHANICAL CONSTRUCTION SERVICES INC				69.28	512055	2820	PAYMENT OF INVOICE#2820--GHENT BOILERMAKERS (AUX CREW) FOR THE BILLING PERIOD 2/25/2012	MAR-2012
20,270	Other	MECHANICAL CONSTRUCTION SERVICES INC				12,267.08	512100	2833	GHENT BOILERMAKERS FOR THE BILLING PERIOD 3/3/12	MAR-2012
20,271	Other	MECHANICAL CONSTRUCTION SERVICES INC				11,581.73	512100	2833	GHENT BOILERMAKERS FOR THE BILLING PERIOD 3/3/12	MAR-2012
20,272	Other	MECHANICAL CONSTRUCTION SERVICES INC				3,863.16	512100	2833	GHENT BOILERMAKERS FOR THE BILLING PERIOD 3/3/12	MAR-2012
20,273	Other	MECHANICAL CONSTRUCTION SERVICES INC				2,558.44	512100	2833	GHENT BOILERMAKERS FOR THE BILLING PERIOD 3/3/12	MAR-2012
20,274	Other	MECHANICAL CONSTRUCTION SERVICES INC				2,391.01	512100	2833	GHENT BOILERMAKERS FOR THE BILLING PERIOD 3/3/12	MAR-2012
20,275	Other	MECHANICAL CONSTRUCTION SERVICES INC				917.97	512100	2833	GHENT BOILERMAKERS FOR THE BILLING PERIOD 3/3/12	MAR-2012
20,276	Other	MECHANICAL CONSTRUCTION SERVICES INC				811.07	512100	2833	GHENT BOILERMAKERS FOR THE BILLING PERIOD 3/3/12	MAR-2012
20,277	Other	MECHANICAL CONSTRUCTION SERVICES INC				453.24	512100	2833	GHENT BOILERMAKERS FOR THE BILLING PERIOD 3/3/12	MAR-2012
20,278	Other	MECHANICAL CONSTRUCTION SERVICES INC				348.50	513100	2833	GHENT BOILERMAKERS FOR THE BILLING PERIOD 3/3/12	MAR-2012
20,279	Other	MECHANICAL CONSTRUCTION SERVICES INC				186.93	512100	2833	GHENT BOILERMAKERS FOR THE BILLING PERIOD 3/3/12	MAR-2012
20,280	Other	MECHANICAL CONSTRUCTION SERVICES INC				82,373.42	512100	2834	GHENT BOILERMAKERS FOR THE BILLING PERIOD 3/3/12	MAR-2012
20,281	Other	MECHANICAL CONSTRUCTION SERVICES INC				56,673.61	512100	2834	GHENT BOILERMAKERS FOR THE BILLING PERIOD 3/3/12	MAR-2012
20,282	Other	MECHANICAL CONSTRUCTION SERVICES INC				40,845.90	512100	2834	GHENT BOILERMAKERS FOR THE BILLING PERIOD 3/3/12	MAR-2012
20,283	Other	MECHANICAL CONSTRUCTION SERVICES INC				21,056.02	512100	2834	GHENT BOILERMAKERS FOR THE BILLING PERIOD 3/3/12	MAR-2012

KENTUCKY UTILITIES COMPANY
Case No. 2012- 00221
Analysis of Professional Services Expenses For the Test Year

(A)	(B)	(C)	(D)	(E)	(F)	(G)	(H)	(I)		
Line No.	Type	Vendor	Rate Case	Audit	Other	Total	Account	Invoice	Description	Period
20,284	Other	MECHANICAL CONSTRUCTION SERVICES INC				16,185.02	512100	2834	GHENT BOILERMAKERS FOR THE BILLING PERIOD 3/3/12	MAR-2012
20,285	Other	MECHANICAL CONSTRUCTION SERVICES INC				15,878.10	512055	2834	GHENT BOILERMAKERS FOR THE BILLING PERIOD 3/3/12	MAR-2012
20,286	Other	MECHANICAL CONSTRUCTION SERVICES INC				9,060.81	512100	2834	GHENT BOILERMAKERS FOR THE BILLING PERIOD 3/3/12	MAR-2012
20,287	Other	MECHANICAL CONSTRUCTION SERVICES INC				8,040.57	512100	2834	GHENT BOILERMAKERS FOR THE BILLING PERIOD 3/3/12	MAR-2012
20,288	Other	MECHANICAL CONSTRUCTION SERVICES INC				4,505.24	513100	2834	GHENT BOILERMAKERS FOR THE BILLING PERIOD 3/3/12	MAR-2012
20,289	Other	MECHANICAL CONSTRUCTION SERVICES INC				3,548.71	512100	2834	GHENT BOILERMAKERS FOR THE BILLING PERIOD 3/3/12	MAR-2012
20,290	Other	MECHANICAL CONSTRUCTION SERVICES INC				2,149.37	512055	2834	GHENT BOILERMAKERS FOR THE BILLING PERIOD 3/3/12	MAR-2012
20,291	Other	MECHANICAL CONSTRUCTION SERVICES INC				2,081.44	512100	2834	GHENT BOILERMAKERS FOR THE BILLING PERIOD 3/3/12	MAR-2012
20,292	Other	MECHANICAL CONSTRUCTION SERVICES INC				1,071.04	512017	2834	GHENT BOILERMAKERS FOR THE BILLING PERIOD 3/3/12	MAR-2012
20,293	Other	MECHANICAL CONSTRUCTION SERVICES INC				1,008.71	512100	2834	GHENT BOILERMAKERS FOR THE BILLING PERIOD 3/3/12	MAR-2012
20,294	Other	MECHANICAL CONSTRUCTION SERVICES INC				732.03	512100	2834	GHENT BOILERMAKERS FOR THE BILLING PERIOD 3/3/12	MAR-2012
20,295	Other	MECHANICAL CONSTRUCTION SERVICES INC				720.26	512055	2834	GHENT BOILERMAKERS FOR THE BILLING PERIOD 3/3/12	MAR-2012
20,296	Other	MECHANICAL CONSTRUCTION SERVICES INC				528.12	512100	2834	GHENT BOILERMAKERS FOR THE BILLING PERIOD 3/3/12	MAR-2012
20,297	Other	MECHANICAL CONSTRUCTION SERVICES INC				390.42	512055	2834	GHENT BOILERMAKERS FOR THE BILLING PERIOD 3/3/12	MAR-2012
20,298	Other	MECHANICAL CONSTRUCTION SERVICES INC				233.55	512055	2834	GHENT BOILERMAKERS FOR THE BILLING PERIOD 3/3/12	MAR-2012
20,299	Other	MECHANICAL CONSTRUCTION SERVICES INC				120.95	512100	2834	GHENT BOILERMAKERS FOR THE BILLING PERIOD 3/3/12	MAR-2012
20,300	Other	MECHANICAL CONSTRUCTION SERVICES INC				2,481.99	513100	2843	PAYMENT OF INVOICE #2843--PERMITS AND 3RD PARTY BILLING FOR FEBRUARY 2012	MAR-2012
20,301	Other	MECHANICAL CONSTRUCTION SERVICES INC				1,791.93	512100	2843	PAYMENT OF INVOICE #2843--PERMITS AND 3RD PARTY BILLING FOR FEBRUARY 2012	MAR-2012
20,302	Other	MECHANICAL CONSTRUCTION SERVICES INC				5,925.15	512100	2844	3RD PARTY BILLING FOR FEBRUARY 2012	MAR-2012
20,303	Other	MECHANICAL CONSTRUCTION SERVICES INC				22,324.63	512100	2845	GHENT BOILERMAKERS (BASE CREW) FOR THE BILLING PERIOD 3/10/12	MAR-2012
20,304	Other	MECHANICAL CONSTRUCTION SERVICES INC				3,734.59	512100	2845	GHENT BOILERMAKERS (BASE CREW) FOR THE BILLING PERIOD 3/10/12	MAR-2012
20,305	Other	MECHANICAL CONSTRUCTION SERVICES INC				1,391.59	512100	2845	GHENT BOILERMAKERS (BASE CREW) FOR THE BILLING PERIOD 3/10/12	MAR-2012
20,306	Other	MECHANICAL CONSTRUCTION SERVICES INC				1,072.02	512100	2845	GHENT BOILERMAKERS (BASE CREW) FOR THE BILLING PERIOD 3/10/12	MAR-2012
20,307	Other	MECHANICAL CONSTRUCTION SERVICES INC				921.43	512100	2845	GHENT BOILERMAKERS (BASE CREW) FOR THE BILLING PERIOD 3/10/12	MAR-2012
20,308	Other	MECHANICAL CONSTRUCTION SERVICES INC				771.29	512100	2845	GHENT BOILERMAKERS (BASE CREW) FOR THE BILLING PERIOD 3/10/12	MAR-2012
20,309	Other	MECHANICAL CONSTRUCTION SERVICES INC				508.29	512100	2845	GHENT BOILERMAKERS (BASE CREW) FOR THE BILLING PERIOD 3/10/12	MAR-2012
20,310	Other	MECHANICAL CONSTRUCTION SERVICES INC				466.34	512100	2845	GHENT BOILERMAKERS (BASE CREW) FOR THE BILLING PERIOD 3/10/12	MAR-2012
20,311	Other	MECHANICAL CONSTRUCTION SERVICES INC				453.25	512100	2845	GHENT BOILERMAKERS (BASE CREW) FOR THE BILLING PERIOD 3/10/12	MAR-2012
20,312	Other	MECHANICAL CONSTRUCTION SERVICES INC				271.22	512100	2845	GHENT BOILERMAKERS (BASE CREW) FOR THE BILLING PERIOD 3/10/12	MAR-2012
20,313	Other	MECHANICAL CONSTRUCTION SERVICES INC				245.97	512100	2845	GHENT BOILERMAKERS (BASE CREW) FOR THE BILLING PERIOD 3/10/12	MAR-2012
20,314	Other	MECHANICAL CONSTRUCTION SERVICES INC				185.32	512100	2845	GHENT BOILERMAKERS (BASE CREW) FOR THE BILLING PERIOD 3/10/12	MAR-2012
20,315	Other	MECHANICAL CONSTRUCTION SERVICES INC				185.32	512100	2845	GHENT BOILERMAKERS (BASE CREW) FOR THE BILLING PERIOD 3/10/12	MAR-2012
20,316	Other	MECHANICAL CONSTRUCTION SERVICES INC				175.28	512055	2845	GHENT BOILERMAKERS (BASE CREW) FOR THE BILLING PERIOD 3/10/12	MAR-2012
20,317	Other	MECHANICAL CONSTRUCTION SERVICES INC				157.13	512100	2845	GHENT BOILERMAKERS (BASE CREW) FOR THE BILLING PERIOD 3/10/12	MAR-2012
20,318	Other	MECHANICAL CONSTRUCTION SERVICES INC				138.98	512100	2845	GHENT BOILERMAKERS (BASE CREW) FOR THE BILLING PERIOD 3/10/12	MAR-2012
20,319	Other	MECHANICAL CONSTRUCTION SERVICES INC				123,553.31	512100	2846	GHENT BOILERMAKERS (AUX CREW) FOR THE BILLING PERIOD 3/10/12	MAR-2012
20,320	Other	MECHANICAL CONSTRUCTION SERVICES INC				53,939.82	512100	2846	GHENT BOILERMAKERS (AUX CREW) FOR THE BILLING PERIOD 3/10/12	MAR-2012
20,321	Other	MECHANICAL CONSTRUCTION SERVICES INC				16,732.29	512100	2846	GHENT BOILERMAKERS (AUX CREW) FOR THE BILLING PERIOD 3/10/12	MAR-2012
20,322	Other	MECHANICAL CONSTRUCTION SERVICES INC				15,744.27	512100	2846	GHENT BOILERMAKERS (AUX CREW) FOR THE BILLING PERIOD 3/10/12	MAR-2012
20,323	Other	MECHANICAL CONSTRUCTION SERVICES INC				12,565.47	512100	2846	GHENT BOILERMAKERS (AUX CREW) FOR THE BILLING PERIOD 3/10/12	MAR-2012
20,324	Other	MECHANICAL CONSTRUCTION SERVICES INC				10,842.46	512100	2846	GHENT BOILERMAKERS (AUX CREW) FOR THE BILLING PERIOD 3/10/12	MAR-2012
20,325	Other	MECHANICAL CONSTRUCTION SERVICES INC				7,174.89	512100	2846	GHENT BOILERMAKERS (AUX CREW) FOR THE BILLING PERIOD 3/10/12	MAR-2012
20,326	Other	MECHANICAL CONSTRUCTION SERVICES INC				4,889.60	512055	2846	GHENT BOILERMAKERS (AUX CREW) FOR THE BILLING PERIOD 3/10/12	MAR-2012
20,327	Other	MECHANICAL CONSTRUCTION SERVICES INC				4,004.15	512100	2846	GHENT BOILERMAKERS (AUX CREW) FOR THE BILLING PERIOD 3/10/12	MAR-2012
20,328	Other	MECHANICAL CONSTRUCTION SERVICES INC				3,652.37	512100	2846	GHENT BOILERMAKERS (AUX CREW) FOR THE BILLING PERIOD 3/10/12	MAR-2012
20,329	Other	MECHANICAL CONSTRUCTION SERVICES INC				3,129.99	512055	2846	GHENT BOILERMAKERS (AUX CREW) FOR THE BILLING PERIOD 3/10/12	MAR-2012
20,330	Other	MECHANICAL CONSTRUCTION SERVICES INC				2,477.42	512100	2846	GHENT BOILERMAKERS (AUX CREW) FOR THE BILLING PERIOD 3/10/12	MAR-2012
20,331	Other	MECHANICAL CONSTRUCTION SERVICES INC				1,649.46	512100	2846	GHENT BOILERMAKERS (AUX CREW) FOR THE BILLING PERIOD 3/10/12	MAR-2012
20,332	Other	MECHANICAL CONSTRUCTION SERVICES INC				1,507.08	512055	2846	GHENT BOILERMAKERS (AUX CREW) FOR THE BILLING PERIOD 3/10/12	MAR-2012
20,333	Other	MECHANICAL CONSTRUCTION SERVICES INC				1,326.36	512100	2846	GHENT BOILERMAKERS (AUX CREW) FOR THE BILLING PERIOD 3/10/12	MAR-2012
20,334	Other	MECHANICAL CONSTRUCTION SERVICES INC				1,221.95	512055	2846	GHENT BOILERMAKERS (AUX CREW) FOR THE BILLING PERIOD 3/10/12	MAR-2012
20,335	Other	MECHANICAL CONSTRUCTION SERVICES INC				1,141.32	512100	2846	GHENT BOILERMAKERS (AUX CREW) FOR THE BILLING PERIOD 3/10/12	MAR-2012
20,336	Other	MECHANICAL CONSTRUCTION SERVICES INC				1,091.04	512100	2846	GHENT BOILERMAKERS (AUX CREW) FOR THE BILLING PERIOD 3/10/12	MAR-2012
20,337	Other	MECHANICAL CONSTRUCTION SERVICES INC				1,052.74	512100	2846	GHENT BOILERMAKERS (AUX CREW) FOR THE BILLING PERIOD 3/10/12	MAR-2012
20,338	Other	MECHANICAL CONSTRUCTION SERVICES INC				828.97	512055	2846	GHENT BOILERMAKERS (AUX CREW) FOR THE BILLING PERIOD 3/10/12	MAR-2012
20,339	Other	MECHANICAL CONSTRUCTION SERVICES INC				780.18	512100	2846	GHENT BOILERMAKERS (AUX CREW) FOR THE BILLING PERIOD 3/10/12	MAR-2012
20,340	Other	MECHANICAL CONSTRUCTION SERVICES INC				735.77	512100	2846	GHENT BOILERMAKERS (AUX CREW) FOR THE BILLING PERIOD 3/10/12	MAR-2012
20,341	Other	MECHANICAL CONSTRUCTION SERVICES INC				702.36	512055	2846	GHENT BOILERMAKERS (AUX CREW) FOR THE BILLING PERIOD 3/10/12	MAR-2012

KENTUCKY UTILITIES COMPANY
Case No. 2012- 00221
Analysis of Professional Services Expenses For the Test Year

(A)	(B)	(C)	(D)	(E)	(F)	(G)	(H)	(I)		
Line No.	Type	Vendor	Rate Case	Audit	Other	Total	Account	Invoice	Description	Period
20,342	Other	MECHANICAL CONSTRUCTION SERVICES INC				525.92	512017	2846	GHENT BOILERMAKERS (AUX CREW) FOR THE BILLING PERIOD 3/10/12	MAR-2012
20,343	Other	MECHANICAL CONSTRUCTION SERVICES INC				489.27	512101	2846	GHENT BOILERMAKERS (AUX CREW) FOR THE BILLING PERIOD 3/10/12	MAR-2012
20,344	Other	MECHANICAL CONSTRUCTION SERVICES INC				450.92	512055	2846	GHENT BOILERMAKERS (AUX CREW) FOR THE BILLING PERIOD 3/10/12	MAR-2012
20,345	Other	MECHANICAL CONSTRUCTION SERVICES INC				389.54	512055	2846	GHENT BOILERMAKERS (AUX CREW) FOR THE BILLING PERIOD 3/10/12	MAR-2012
20,346	Other	MECHANICAL CONSTRUCTION SERVICES INC				332.43	512101	2846	GHENT BOILERMAKERS (AUX CREW) FOR THE BILLING PERIOD 3/10/12	MAR-2012
20,347	Other	MECHANICAL CONSTRUCTION SERVICES INC				283.44	512055	2846	GHENT BOILERMAKERS (AUX CREW) FOR THE BILLING PERIOD 3/10/12	MAR-2012
20,348	Other	MECHANICAL CONSTRUCTION SERVICES INC				252.30	512100	2846	GHENT BOILERMAKERS (AUX CREW) FOR THE BILLING PERIOD 3/10/12	MAR-2012
20,349	Other	MECHANICAL CONSTRUCTION SERVICES INC				235.26	512055	2846	GHENT BOILERMAKERS (AUX CREW) FOR THE BILLING PERIOD 3/10/12	MAR-2012
20,350	Other	MECHANICAL CONSTRUCTION SERVICES INC				225.47	512055	2846	GHENT BOILERMAKERS (AUX CREW) FOR THE BILLING PERIOD 3/10/12	MAR-2012
20,351	Other	MECHANICAL CONSTRUCTION SERVICES INC				196.06	512101	2846	GHENT BOILERMAKERS (AUX CREW) FOR THE BILLING PERIOD 3/10/12	MAR-2012
20,352	Other	MECHANICAL CONSTRUCTION SERVICES INC				194.34	512005	2846	GHENT BOILERMAKERS (AUX CREW) FOR THE BILLING PERIOD 3/10/12	MAR-2012
20,353	Other	MECHANICAL CONSTRUCTION SERVICES INC				156.84	512101	2846	GHENT BOILERMAKERS (AUX CREW) FOR THE BILLING PERIOD 3/10/12	MAR-2012
20,354	Other	MECHANICAL CONSTRUCTION SERVICES INC				137.24	512101	2846	GHENT BOILERMAKERS (AUX CREW) FOR THE BILLING PERIOD 3/10/12	MAR-2012
20,355	Other	MECHANICAL CONSTRUCTION SERVICES INC				117.64	512101	2846	GHENT BOILERMAKERS (AUX CREW) FOR THE BILLING PERIOD 3/10/12	MAR-2012
20,356	Other	MECHANICAL CONSTRUCTION SERVICES INC				117.63	512055	2846	GHENT BOILERMAKERS (AUX CREW) FOR THE BILLING PERIOD 3/10/12	MAR-2012
20,357	Other	MECHANICAL CONSTRUCTION SERVICES INC				106.98	512055	2846	GHENT BOILERMAKERS (AUX CREW) FOR THE BILLING PERIOD 3/10/12	MAR-2012
20,358	Other	MECHANICAL CONSTRUCTION SERVICES INC				106.98	512055	2846	GHENT BOILERMAKERS (AUX CREW) FOR THE BILLING PERIOD 3/10/12	MAR-2012
20,359	Other	MECHANICAL CONSTRUCTION SERVICES INC				106.98	512055	2846	GHENT BOILERMAKERS (AUX CREW) FOR THE BILLING PERIOD 3/10/12	MAR-2012
20,360	Other	MECHANICAL CONSTRUCTION SERVICES INC				98.03	512055	2846	GHENT BOILERMAKERS (AUX CREW) FOR THE BILLING PERIOD 3/10/12	MAR-2012
20,361	Other	MECHANICAL CONSTRUCTION SERVICES INC				88.23	512055	2846	GHENT BOILERMAKERS (AUX CREW) FOR THE BILLING PERIOD 3/10/12	MAR-2012
20,362	Other	MECHANICAL CONSTRUCTION SERVICES INC				88.23	512055	2846	GHENT BOILERMAKERS (AUX CREW) FOR THE BILLING PERIOD 3/10/12	MAR-2012
20,363	Other	MECHANICAL CONSTRUCTION SERVICES INC				58.82	512055	2846	GHENT BOILERMAKERS (AUX CREW) FOR THE BILLING PERIOD 3/10/12	MAR-2012
20,364	Other	MECHANICAL CONSTRUCTION SERVICES INC				32,533.20	512100	2847	COATING WORK IN THE 1-1 CONDENSER	MAR-2012
20,365	Other	MECHANICAL CONSTRUCTION SERVICES INC				904.98	512100	2862	PAYMENT OF INVOICE #2862--GHENT BOILERMAKERS (BASE CREW) FOR THE BILLING PERIOD 3/17/12	MAR-2012
20,366	Other	MECHANICAL CONSTRUCTION SERVICES INC				482.42	512100	2862	PAYMENT OF INVOICE #2862--GHENT BOILERMAKERS (BASE CREW) FOR THE BILLING PERIOD 3/17/12	MAR-2012
20,367	Other	MECHANICAL CONSTRUCTION SERVICES INC				482.42	513100	2862	PAYMENT OF INVOICE #2862--GHENT BOILERMAKERS (BASE CREW) FOR THE BILLING PERIOD 3/17/12	MAR-2012
20,368	Other	MECHANICAL CONSTRUCTION SERVICES INC				482.42	513100	2862	PAYMENT OF INVOICE #2862--GHENT BOILERMAKERS (BASE CREW) FOR THE BILLING PERIOD 3/17/12	MAR-2012
20,369	Other	MECHANICAL CONSTRUCTION SERVICES INC				444.92	511100	2862	PAYMENT OF INVOICE #2862--GHENT BOILERMAKERS (BASE CREW) FOR THE BILLING PERIOD 3/17/12	MAR-2012
20,370	Other	MECHANICAL CONSTRUCTION SERVICES INC				5,613.56	511100	2863	PAYMENT OF INVOICE #2863--GHENT BOILERMAKERS (AUX CREW) FOR THE BILLING PERIOD 3/17/12	MAR-2012
20,371	Other	MECHANICAL CONSTRUCTION SERVICES INC				3,895.19	512100	2863	PAYMENT OF INVOICE #2863--GHENT BOILERMAKERS (AUX CREW) FOR THE BILLING PERIOD 3/17/12	MAR-2012
20,372	Other	MECHANICAL CONSTRUCTION SERVICES INC				702.36	512055	2863	PAYMENT OF INVOICE #2863--GHENT BOILERMAKERS (AUX CREW) FOR THE BILLING PERIOD 3/17/12	MAR-2012
20,373	Other	MECHANICAL CONSTRUCTION SERVICES INC				467.10	512005	2863	PAYMENT OF INVOICE #2863--GHENT BOILERMAKERS (AUX CREW) FOR THE BILLING PERIOD 3/17/12	MAR-2012
20,374	Other	MECHANICAL CONSTRUCTION SERVICES INC				345.82	512100	2863	PAYMENT OF INVOICE #2863--GHENT BOILERMAKERS (AUX CREW) FOR THE BILLING PERIOD 3/17/12	MAR-2012
20,375	Other	MECHANICAL CONSTRUCTION SERVICES INC				241.90	513100	2863	PAYMENT OF INVOICE #2863--GHENT BOILERMAKERS (AUX CREW) FOR THE BILLING PERIOD 3/17/12	MAR-2012
20,376	Other	MECHANICAL CONSTRUCTION SERVICES INC				241.90	513100	2863	PAYMENT OF INVOICE #2863--GHENT BOILERMAKERS (AUX CREW) FOR THE BILLING PERIOD 3/17/12	MAR-2012
20,377	Other	MECHANICAL CONSTRUCTION SERVICES INC				235.26	512055	2863	PAYMENT OF INVOICE #2863--GHENT BOILERMAKERS (AUX CREW) FOR THE BILLING PERIOD 3/17/12	MAR-2012
20,378	Other	MECHANICAL CONSTRUCTION SERVICES INC				2,828.88	512100	2864	PAYMENT OF INVOICE #2864--GHENT BOILERMAKERS (BASE CREW) FOR THE BILLING PERIOD 3/17/12	MAR-2012
20,379	Other	MECHANICAL CONSTRUCTION SERVICES INC				1,934.94	512100	2864	PAYMENT OF INVOICE #2864--GHENT BOILERMAKERS (BASE CREW) FOR THE BILLING PERIOD 3/17/12	MAR-2012
20,380	Other	MECHANICAL CONSTRUCTION SERVICES INC				1,898.32	512100	2864	PAYMENT OF INVOICE #2864--GHENT BOILERMAKERS (BASE CREW) FOR THE BILLING PERIOD 3/17/12	MAR-2012
20,381	Other	MECHANICAL CONSTRUCTION SERVICES INC				1,253.78	512017	2864	PAYMENT OF INVOICE #2864--GHENT BOILERMAKERS (BASE CREW) FOR THE BILLING PERIOD 3/17/12	MAR-2012
20,382	Other	MECHANICAL CONSTRUCTION SERVICES INC				8,888.99	512100	2865	PAYMENT OF INVOICE #2865--GHENT BOILERMAKERS (AUX CREW) FOR THE BILLING PERIOD 3/17/12	MAR-2012

KENTUCKY UTILITIES COMPANY
Case No. 2012- 00221
Analysis of Professional Services Expenses For the Test Year

(A)	(B)	(C)	(D)	(E)	(F)	(G)	(H)	(I)		
Line No.	Type	Vendor	Rate Case	Audit	Other	Total	Account	Invoice	Description	Period
20,383	Other	MECHANICAL CONSTRUCTION SERVICES INC				7,127.00	512100	2865	PAYMENT OF INVOICE #2865--GHENT BOILERMAKERS (AUX CREW) FOR THE BILLING PERIOD 3/17/12	MAR-2012
20,384	Other	MECHANICAL CONSTRUCTION SERVICES INC				2,747.48	512017	2865	PAYMENT OF INVOICE #2865--GHENT BOILERMAKERS (AUX CREW) FOR THE BILLING PERIOD 3/17/12	MAR-2012
20,385	Other	MECHANICAL CONSTRUCTION SERVICES INC				1,016.04	512055	2865	PAYMENT OF INVOICE #2865--GHENT BOILERMAKERS (AUX CREW) FOR THE BILLING PERIOD 3/17/12	MAR-2012
20,386	Other	MECHANICAL CONSTRUCTION SERVICES INC				993.02	512005	2865	PAYMENT OF INVOICE #2865--GHENT BOILERMAKERS (AUX CREW) FOR THE BILLING PERIOD 3/17/12	MAR-2012
20,387	Other	MECHANICAL CONSTRUCTION SERVICES INC				779.07	512005	2865	PAYMENT OF INVOICE #2865--GHENT BOILERMAKERS (AUX CREW) FOR THE BILLING PERIOD 3/17/12	MAR-2012
20,388	Other	MECHANICAL CONSTRUCTION SERVICES INC				600.32	512100	2865	PAYMENT OF INVOICE #2865--GHENT BOILERMAKERS (AUX CREW) FOR THE BILLING PERIOD 3/17/12	MAR-2012
20,389	Other	MECHANICAL CONSTRUCTION SERVICES INC				388.68	512055	2865	PAYMENT OF INVOICE #2865--GHENT BOILERMAKERS (AUX CREW) FOR THE BILLING PERIOD 3/17/12	MAR-2012
20,390	Other	MECHANICAL CONSTRUCTION SERVICES INC				352.89	512005	2865	PAYMENT OF INVOICE #2865--GHENT BOILERMAKERS (AUX CREW) FOR THE BILLING PERIOD 3/17/12	MAR-2012
20,391	Other	MECHANICAL CONSTRUCTION SERVICES INC				351.18	512101	2865	PAYMENT OF INVOICE #2865--GHENT BOILERMAKERS (AUX CREW) FOR THE BILLING PERIOD 3/17/12	MAR-2012
20,392	Other	MECHANICAL CONSTRUCTION SERVICES INC				313.68	512055	2865	PAYMENT OF INVOICE #2865--GHENT BOILERMAKERS (AUX CREW) FOR THE BILLING PERIOD 3/17/12	MAR-2012
20,393	Other	MECHANICAL CONSTRUCTION SERVICES INC				294.10	512005	2865	PAYMENT OF INVOICE #2865--GHENT BOILERMAKERS (AUX CREW) FOR THE BILLING PERIOD 3/17/12	MAR-2012
20,394	Other	MECHANICAL CONSTRUCTION SERVICES INC				274.47	511100	2865	PAYMENT OF INVOICE #2865--GHENT BOILERMAKERS (AUX CREW) FOR THE BILLING PERIOD 3/17/12	MAR-2012
20,395	Other	MECHANICAL CONSTRUCTION SERVICES INC				254.87	512055	2865	PAYMENT OF INVOICE #2865--GHENT BOILERMAKERS (AUX CREW) FOR THE BILLING PERIOD 3/17/12	MAR-2012
20,396	Other	MECHANICAL CONSTRUCTION SERVICES INC				196.05	512005	2865	PAYMENT OF INVOICE #2865--GHENT BOILERMAKERS (AUX CREW) FOR THE BILLING PERIOD 3/17/12	MAR-2012
20,397	Other	MECHANICAL CONSTRUCTION SERVICES INC				147.05	512005	2865	PAYMENT OF INVOICE #2865--GHENT BOILERMAKERS (AUX CREW) FOR THE BILLING PERIOD 3/17/12	MAR-2012
20,398	Other	MECHANICAL CONSTRUCTION SERVICES INC				78.42	512055	2865	PAYMENT OF INVOICE #2865--GHENT BOILERMAKERS (AUX CREW) FOR THE BILLING PERIOD 3/17/12	MAR-2012
20,399	Other	MECHANICAL CONSTRUCTION SERVICES INC				39.21	511100	2865	PAYMENT OF INVOICE #2865--GHENT BOILERMAKERS (AUX CREW) FOR THE BILLING PERIOD 3/17/12	MAR-2012
20,400	Other	MECHANICAL CONSTRUCTION SERVICES INC				39.21	512055	2865	PAYMENT OF INVOICE #2865--GHENT BOILERMAKERS (AUX CREW) FOR THE BILLING PERIOD 3/17/12	MAR-2012
20,401	Other	MECHANICAL CONSTRUCTION SERVICES INC				19.61	512005	2865	PAYMENT OF INVOICE #2865--GHENT BOILERMAKERS (AUX CREW) FOR THE BILLING PERIOD 3/17/12	MAR-2012
20,402	Other	MECHANICAL CONSTRUCTION SERVICES INC				19.61	512005	2865	PAYMENT OF INVOICE #2865--GHENT BOILERMAKERS (AUX CREW) FOR THE BILLING PERIOD 3/17/12	MAR-2012
20,403	Other	MECHANICAL CONSTRUCTION SERVICES INC				19.61	512005	2865	PAYMENT OF INVOICE #2865--GHENT BOILERMAKERS (AUX CREW) FOR THE BILLING PERIOD 3/17/12	MAR-2012
20,404	Other	MECHANICAL CONSTRUCTION SERVICES INC				8,424.04	512100	2877	GHENT BOILERMAKERS (BASE CREW) FOR THE BILLING PERIOD 3/24/12	MAR-2012
20,405	Other	MECHANICAL CONSTRUCTION SERVICES INC				5,914.47	512100	2877	GHENT BOILERMAKERS (BASE CREW) FOR THE BILLING PERIOD 3/24/12	MAR-2012
20,406	Other	MECHANICAL CONSTRUCTION SERVICES INC				5,835.37	512100	2877	GHENT BOILERMAKERS (BASE CREW) FOR THE BILLING PERIOD 3/24/12	MAR-2012
20,407	Other	MECHANICAL CONSTRUCTION SERVICES INC				4,766.48	512100	2877	GHENT BOILERMAKERS (BASE CREW) FOR THE BILLING PERIOD 3/24/12	MAR-2012
20,408	Other	MECHANICAL CONSTRUCTION SERVICES INC				1,780.04	512100	2877	GHENT BOILERMAKERS (BASE CREW) FOR THE BILLING PERIOD 3/24/12	MAR-2012
20,409	Other	MECHANICAL CONSTRUCTION SERVICES INC				1,507.52	512100	2877	GHENT BOILERMAKERS (BASE CREW) FOR THE BILLING PERIOD 3/24/12	MAR-2012
20,410	Other	MECHANICAL CONSTRUCTION SERVICES INC				820.96	512100	2877	GHENT BOILERMAKERS (BASE CREW) FOR THE BILLING PERIOD 3/24/12	MAR-2012
20,411	Other	MECHANICAL CONSTRUCTION SERVICES INC				613.49	513100	2877	GHENT BOILERMAKERS (BASE CREW) FOR THE BILLING PERIOD 3/24/12	MAR-2012
20,412	Other	MECHANICAL CONSTRUCTION SERVICES INC				264.12	512100	2877	GHENT BOILERMAKERS (BASE CREW) FOR THE BILLING PERIOD 3/24/12	MAR-2012
20,413	Other	MECHANICAL CONSTRUCTION SERVICES INC				194.03	512100	2877	GHENT BOILERMAKERS (BASE CREW) FOR THE BILLING PERIOD 3/24/12	MAR-2012
20,414	Other	MECHANICAL CONSTRUCTION SERVICES INC				106.39	512100	2877	GHENT BOILERMAKERS (BASE CREW) FOR THE BILLING PERIOD 3/24/12	MAR-2012
20,415	Other	MECHANICAL CONSTRUCTION SERVICES INC				106.39	512100	2877	GHENT BOILERMAKERS (BASE CREW) FOR THE BILLING PERIOD 3/24/12	MAR-2012
20,416	Other	MECHANICAL CONSTRUCTION SERVICES INC				73,159.40	513100	2878	PAYMENT OF INVOICE #2878--GHENT BOILERMAKERS (AUX CREW) FOR THE BILLING PERIOD 3/24/12	MAR-2012
20,417	Other	MECHANICAL CONSTRUCTION SERVICES INC				69,551.62	512100	2878	PAYMENT OF INVOICE #2878--GHENT BOILERMAKERS (AUX CREW) FOR THE BILLING PERIOD 3/24/12	MAR-2012
20,418	Other	MECHANICAL CONSTRUCTION SERVICES INC				59,566.15	512100	2878	PAYMENT OF INVOICE #2878--GHENT BOILERMAKERS (AUX CREW) FOR THE BILLING PERIOD 3/24/12	MAR-2012

KENTUCKY UTILITIES COMPANY
Case No. 2012- 00221
Analysis of Professional Services Expenses For the Test Year

(A)	(B)	(C)	(D)	(E)	(F)	(G)	(H)	(I)		
Line No.	Type	Vendor	Rate Case	Audit	Other	Total	Account	Invoice	Description	Period
20,419	Other	MECHANICAL CONSTRUCTION SERVICES INC				33,240.82	512100	2878	PAYMENT OF INVOICE #2878--GHENT BOILERMAKERS (AUX CREW) FOR THE BILLING PERIOD 3/24/12	MAR-2012
20,420	Other	MECHANICAL CONSTRUCTION SERVICES INC				23,112.72	512100	2878	PAYMENT OF INVOICE #2878--GHENT BOILERMAKERS (AUX CREW) FOR THE BILLING PERIOD 3/24/12	MAR-2012
20,421	Other	MECHANICAL CONSTRUCTION SERVICES INC				10,056.48	512100	2878	PAYMENT OF INVOICE #2878--GHENT BOILERMAKERS (AUX CREW) FOR THE BILLING PERIOD 3/24/12	MAR-2012
20,422	Other	MECHANICAL CONSTRUCTION SERVICES INC				5,344.70	512100	2878	PAYMENT OF INVOICE #2878--GHENT BOILERMAKERS (AUX CREW) FOR THE BILLING PERIOD 3/24/12	MAR-2012
20,423	Other	MECHANICAL CONSTRUCTION SERVICES INC				4,462.62	512100	2878	PAYMENT OF INVOICE #2878--GHENT BOILERMAKERS (AUX CREW) FOR THE BILLING PERIOD 3/24/12	MAR-2012
20,424	Other	MECHANICAL CONSTRUCTION SERVICES INC				3,465.12	512055	2878	PAYMENT OF INVOICE #2878--GHENT BOILERMAKERS (AUX CREW) FOR THE BILLING PERIOD 3/24/12	MAR-2012
20,425	Other	MECHANICAL CONSTRUCTION SERVICES INC				2,787.59	512100	2878	PAYMENT OF INVOICE #2878--GHENT BOILERMAKERS (AUX CREW) FOR THE BILLING PERIOD 3/24/12	MAR-2012
20,426	Other	MECHANICAL CONSTRUCTION SERVICES INC				2,606.81	512100	2878	PAYMENT OF INVOICE #2878--GHENT BOILERMAKERS (AUX CREW) FOR THE BILLING PERIOD 3/24/12	MAR-2012
20,427	Other	MECHANICAL CONSTRUCTION SERVICES INC				2,499.18	512055	2878	PAYMENT OF INVOICE #2878--GHENT BOILERMAKERS (AUX CREW) FOR THE BILLING PERIOD 3/24/12	MAR-2012
20,428	Other	MECHANICAL CONSTRUCTION SERVICES INC				1,903.07	512055	2878	PAYMENT OF INVOICE #2878--GHENT BOILERMAKERS (AUX CREW) FOR THE BILLING PERIOD 3/24/12	MAR-2012
20,429	Other	MECHANICAL CONSTRUCTION SERVICES INC				1,486.56	512055	2878	PAYMENT OF INVOICE #2878--GHENT BOILERMAKERS (AUX CREW) FOR THE BILLING PERIOD 3/24/12	MAR-2012
20,430	Other	MECHANICAL CONSTRUCTION SERVICES INC				1,334.45	512055	2878	PAYMENT OF INVOICE #2878--GHENT BOILERMAKERS (AUX CREW) FOR THE BILLING PERIOD 3/24/12	MAR-2012
20,431	Other	MECHANICAL CONSTRUCTION SERVICES INC				1,216.33	512100	2878	PAYMENT OF INVOICE #2878--GHENT BOILERMAKERS (AUX CREW) FOR THE BILLING PERIOD 3/24/12	MAR-2012
20,432	Other	MECHANICAL CONSTRUCTION SERVICES INC				1,151.16	512100	2878	PAYMENT OF INVOICE #2878--GHENT BOILERMAKERS (AUX CREW) FOR THE BILLING PERIOD 3/24/12	MAR-2012
20,433	Other	MECHANICAL CONSTRUCTION SERVICES INC				910.52	512100	2878	PAYMENT OF INVOICE #2878--GHENT BOILERMAKERS (AUX CREW) FOR THE BILLING PERIOD 3/24/12	MAR-2012
20,434	Other	MECHANICAL CONSTRUCTION SERVICES INC				901.87	512055	2878	PAYMENT OF INVOICE #2878--GHENT BOILERMAKERS (AUX CREW) FOR THE BILLING PERIOD 3/24/12	MAR-2012
20,435	Other	MECHANICAL CONSTRUCTION SERVICES INC				795.84	512100	2878	PAYMENT OF INVOICE #2878--GHENT BOILERMAKERS (AUX CREW) FOR THE BILLING PERIOD 3/24/12	MAR-2012
20,436	Other	MECHANICAL CONSTRUCTION SERVICES INC				705.84	512055	2878	PAYMENT OF INVOICE #2878--GHENT BOILERMAKERS (AUX CREW) FOR THE BILLING PERIOD 3/24/12	MAR-2012
20,437	Other	MECHANICAL CONSTRUCTION SERVICES INC				663.20	512055	2878	PAYMENT OF INVOICE #2878--GHENT BOILERMAKERS (AUX CREW) FOR THE BILLING PERIOD 3/24/12	MAR-2012
20,438	Other	MECHANICAL CONSTRUCTION SERVICES INC				566.88	512055	2878	PAYMENT OF INVOICE #2878--GHENT BOILERMAKERS (AUX CREW) FOR THE BILLING PERIOD 3/24/12	MAR-2012
20,439	Other	MECHANICAL CONSTRUCTION SERVICES INC				352.92	512055	2878	PAYMENT OF INVOICE #2878--GHENT BOILERMAKERS (AUX CREW) FOR THE BILLING PERIOD 3/24/12	MAR-2012
20,440	Other	MECHANICAL CONSTRUCTION SERVICES INC				176.46	512005	2878	PAYMENT OF INVOICE #2878--GHENT BOILERMAKERS (AUX CREW) FOR THE BILLING PERIOD 3/24/12	MAR-2012
20,441	Other	MECHANICAL CONSTRUCTION SERVICES INC				176.46	512055	2878	PAYMENT OF INVOICE #2878--GHENT BOILERMAKERS (AUX CREW) FOR THE BILLING PERIOD 3/24/12	MAR-2012
20,442	Other	MECHANICAL CONSTRUCTION SERVICES INC				117.64	512055	2878	PAYMENT OF INVOICE #2878--GHENT BOILERMAKERS (AUX CREW) FOR THE BILLING PERIOD 3/24/12	MAR-2012
20,443	Other	MECHANICAL CONSTRUCTION SERVICES INC				32.34	512100	2391R2	THIRD PARTY BILLING FOR JULY 2011	OCT-2011
20,444	Other	MECHANICAL CONSTRUCTION SERVICES INC				9,859.50	512100	2392R	3RD PARTY BILLING FOR JULY 2011	SEP-2011
20,445	Other	MECHANICAL CONSTRUCTION SERVICES INC				1,817.06	512100	2392R	3RD PARTY BILLING FOR JULY 2011	SEP-2011
20,446	Other	MECHANICAL DYNAMICS AND ANALYSIS LLC				3,255.00	513100	705365	LABOR TO REPAIR T2 BEARING	APR-2011
20,447	Other	MECHANICAL DYNAMICS AND ANALYSIS LLC				2,682.50	513100	705365	LABOR TO REPAIR T1 BEARING	APR-2011
20,448	Other	MECHANICAL DYNAMICS AND ANALYSIS LLC				2,540.00	513100	705365	LABOR FOR T2 DOUBLE TILTPAD BEARING NOM 15"	APR-2011
20,449	Other	MECHANICAL DYNAMICS AND ANALYSIS LLC				2,540.00	513100	705365	MATERIAL FOR T2 DOUBLE TILTPAD BEARING NOM 15"	APR-2011
20,450	Other	MECHANICAL DYNAMICS AND ANALYSIS LLC				2,265.00	513100	705365	LABOR FOR T1 DOUBLE TILTPAD BEARING NOM 14"	APR-2011
20,451	Other	MECHANICAL DYNAMICS AND ANALYSIS LLC				2,265.00	513100	705365	MATERIAL FOR T1 DOUBLE TILTPAD BEARING NOM 14"	APR-2011
20,452	Other	MECHANICAL DYNAMICS AND ANALYSIS LLC				1,275.00	513100	705383	LABOR TO REPAIR HYDROGEN SEALS (LAP SEALS)	APR-2011
20,453	Other	MECHANICAL DYNAMICS AND ANALYSIS LLC				4,680.00	513100	705416	LABOR FOR TWO (2) LAND THRUST BEARING NOM 18" ID PROFILE REPAIR TO RESTORE TAPER DESIGN	APR-2011

KENTUCKY UTILITIES COMPANY
Case No. 2012- 00221
Analysis of Professional Services Expenses For the Test Year

(A)	(B)	(C)	(D)	(E)	(F)	(G)	(H)	(I)		
Line No.	Type	Vendor	Rate Case	Audit	Other	Total	Account	Invoice	Description	Period
20,454	Other	MECHANICAL DYNAMICS AND ANALYSIS LLC				4,680.00	513100	705416	MATERIAL FOR TWO (2) LAND THRUST BEARING NOM 18" ID PROFILE REPAIR TO RESTORE TAPER DESIGN	APR-2011
20,455	Other	MECHANICAL DYNAMICS AND ANALYSIS LLC				1,335.00	513100	705427	FURNISH SUPERVISION, LABOR, AND EQUIPMENT TO PERFORM STEAM PATH REPAIRS ON THE GHENT 3 TURBINE DURING THE 2011 SPRING MAJOR OUTAGE	APR-2011
20,456	Other	MECHANICAL DYNAMICS AND ANALYSIS LLC				23,680.00	513100	705428	REPAIR IP INNER SHELL	MAY-2011
20,457	Other	MECHANICAL DYNAMICS AND ANALYSIS LLC				82,500.00	513100	705461	FURNISH LABOR TO REPAIR THE GHENT 3 10TH STAGE DIAPHRAGM PER MD&A PROPOSAL #00492R2 DATED 3/28/11	MAY-2011
20,458	Other	MECHANICAL DYNAMICS AND ANALYSIS LLC				42,750.00	513100	705462	REPAIR IP DIAPHRAGM	MAY-2011
20,459	Other	MECHANICAL DYNAMICS AND ANALYSIS LLC				89,696.90	513100	705481	DIAPHRAGM WORK ON UNIT 3 DURING OUTAGE	Jun-2011
20,460	Other	MECHANICAL DYNAMICS AND ANALYSIS LLC				6,756.30	513100	705481	DIAPHRAGM WORK ON UNIT 3 DURING OUTAGE	Jun-2011
20,461	Other	MECHANICAL DYNAMICS AND ANALYSIS LLC				251,813.76	513100	705504	FURNISH SUPERVISION, LABOR, AND EQUIPMENT TO PERFORM STEAM PATH REPAIRS ON THE GHENT 3 TURBINE DURING THE 2011 SPRING MAJOR OUTAGE	MAY-2011
20,462	Other	MECHANICAL DYNAMICS AND ANALYSIS LLC				13,982.73	513100	705504	FURNISH SUPERVISION, LABOR, AND EQUIPMENT TO PERFORM STEAM PATH REPAIRS ON THE GHENT 3 TURBINE DURING THE 2011 SPRING MAJOR OUTAGE	MAY-2011
20,463	Other	MECHANICAL DYNAMICS AND ANALYSIS LLC				60,000.00	513100	706207	FURNISH LABOR TO MEASURE/PROFILE THE GH3 IP DIAPHRAGMS FOR REVERSE ENGINEERING 1) 7TH STAGE, 2) 8TH STAGE, 3) 9TH STAGE, 4) 10TH STAGE & 5) 11TH STAGE	AUG-2011
20,464	Other	MECHANICAL DYNAMICS AND ANALYSIS LLC				6,626.00	513100	708113	LABOR TO REPLACE RH STOP VALVE BUSHINGS FOR U-1	MAR-2012
20,465	Other	MEDIA GOFER INC				847.75	923100	2187	media clips	APR-2011
20,466	Other	MEDIA GOFER INC				738.25	923100	2245	media clips	MAY-2011
20,467	Other	MEDIA GOFER INC				762.05	923100	2314	media clips	Jun-2011
20,468	Other	MEDIA GOFER INC				853.95	923100	2369	media clips	JUL-2011
20,469	Other	MEDIA GOFER INC				832.75	923100	2423	media clips	AUG-2011
20,470	Other	MEDIA GOFER INC				938.45	923100	2475	media clips	SEP-2011
20,471	Other	MEDIA GOFER INC				878.20	923100	2525	media clips	OCT-2011
20,472	Other	MEDIA GOFER INC				814.30	923100	2576	media clips	NOV-2011
20,473	Other	MEDIA GOFER INC				928.40	923100	2626	media clips	Dec-2011
20,474	Other	MEDIA GOFER INC				574.75	923100	2672	media clips	Jan-2012
20,475	Other	MEDIA GOFER INC				655.55	923100	2722	media clips	Feb-2012
20,476	Other	MEDIA GOFER INC				790.40	923100	2772	media clips	MAR-2012
20,477	Other	MEDIA GOFER INC				23,234.05	923100		J752-0020-0312 Adjustment USD	MAR-2012
20,478	Other	MEDIA GOFER INC				(32,848.85)	923100		Reverses *J752-0020-0311 Adjustment USD	APR-2011
20,479	Other	MEDIA LIBRARY INC				6,523.75	930191	LVL18104	Media analysis/monitoring for all affiliates' media exposure per B.Phillips	Dec-2011
20,480	Other	MEDIA LIBRARY INC				685.45	930191	LVL18483	monitoring fees	Dec-2011
20,481	Other	MEDIA LIBRARY INC				719.99	930191	LVL18677	monitoring fees	Jan-2012
20,482	Other	MEDIA LIBRARY INC				750.00	930191	LVL18741	monitoring fees	Feb-2012
20,483	Other	MEDIA LIBRARY INC				735.00	930191	LVL18821	monitoring fees	MAR-2012
20,484	Other	MEINERS ELECTRIC				2,678.21	930274	1936	MEINERS ELECTRIC: THURSTON: MC1 BOILER TEMP PROBES - EPRI PROJECT	OCT-2011
20,485	Other	MEINERS ELECTRIC				3,332.48	930274	1979	MEINERS ELECTRIC: LINK/THURSTON: MC U1 Boiler Temp Probes - Invoice 1979	Dec-2011
20,486	Other	MELVIN AND SON BUSHOGGING				7,500.00	512017	242	LABOR TO RUFF CUT AND WEEDEAT ASH POND DIKE AND GHENT GROUNDS	Jun-2011
20,487	Other	MELVIN AND SON BUSHOGGING				4,500.00	512017	243	LABOR TO RUFF CUT AND WEEDEAT ASH POND DIKE AND GHENT GROUNDS	JUL-2011
20,488	Other	METAL LOCKING SERVICE INC				3,767.00	512100	1655	REPAIR LABOR FOR BROKEN ZURN STRAINER COVER	OCT-2011
20,489	Other	MFA OIL COMPANY				(24.73)	583001		MFA OIL COMPANY	JUL-2011
20,490	Other	MICHAEL DUKE AND ASSOC				1,935.50	921903	797	13 week coaching assignment with Dean Snyder, includes 3 DISC assessments	Feb-2012
20,491	Other	MICHAEL DUKE AND ASSOC				83.30	921903	798	DISC assessments for 2 members of Dean's staff	Feb-2012
20,492	Other	MICRO MOTION INC				1,650.00	512101	40198570	PROVIDE ONSITE CALIBRATION OF 4 MICRO MOTION MODEL#CMF025 METERS	MAR-2012
20,493	Other	MICROSOFT CORP				7,561.58	935488	9620628478	True Up of Services from the Premier Support Agreement (Support Acct Mgmt approx 50 hours) and Up to 20 hours Workshops, Support Assistance, Problem Resolution	Jan-2012
20,494	Other	MID AMERICA SECURITY SYSTEMS INC				90.00	921004	059896	Monitor fire system @ One Quality St	APR-2011
20,495	Other	MID AMERICA SECURITY SYSTEMS INC				90.00	921004	62002	Monitor fire system @ One Quality Street	Jun-2011
20,496	Other	MID AMERICA SECURITY SYSTEMS INC				230.00	921003	63444	Repair and install fire and security equipment per Bill Coe.	Jun-2011

KENTUCKY UTILITIES COMPANY
Case No. 2012- 00221
Analysis of Professional Services Expenses For the Test Year

(A)	(B)	(C)	(D)	(E)	(F)	(G)	(H)	(I)		
Line No.	Type	Vendor	Rate Case	Audit	Other	Total	Account	Invoice	Description	Period
20,497	Other	MID AMERICA SECURITY SYSTEMS INC				90.00	921004	064262	Monitor fire alarm system @ One Quality St	SEP-2011
20,498	Other	MID AMERICA SECURITY SYSTEMS INC				322.00	921003	065993	Repair and install fire and security equipment per Bill Coe.	NOV-2011
20,499	Other	MID AMERICA SECURITY SYSTEMS INC				600.00	506100	66377	Provide monthly fire system monitoring for Brown Station warehouse for 2011. Monthly monitoring charge \$50.	Dec-2011
20,500	Other	MID AMERICA SECURITY SYSTEMS INC				90.00	921004	66512	monitoring KU one Quality fire system	Jan-2012
20,501	Other	MID AMERICA SECURITY SYSTEMS INC				46.80	921004	67163	Monitoring security at Simpsonville	Dec-2011
20,502	Other	MID AMERICA SECURITY SYSTEMS INC				150.00	921004	67262	MONITORING FIRE SYSTEM AT DIX DAM - INV #067262 DATED 12/6/2011	Dec-2011
20,503	Other	MID AMERICA SECURITY SYSTEMS INC				788.00	511100	68234	Materials needed to install new Honeywell camera & replace power supply and repair all fiber modules due to lightning strike	Jan-2012
20,504	Other	MID AMERICA SECURITY SYSTEMS INC				502.00	511100	68234	Labor to install new Honeywell camera & replace power supply and repair all fiber modules due to lightning strike	Jan-2012
20,505	Other	MID AMERICA SECURITY SYSTEMS INC				90.00	921004	068829	Monitor fire system @ KU One Quality Street	MAR-2012
20,506	Other	MIDWEST SWITCHGEAR SERVICES LLC				6,061.00	513100	7940	TWO (2) TECHNICIANS TO PERFORM MV BREAKER TESTING/INSPECTION (5 DAYS@ 1687/DAY)	APR-2011
20,507	Other	MIDWEST SWITCHGEAR SERVICES LLC				780.00	513100	7940	TRAVEL	APR-2011
20,508	Other	MIDWEST SWITCHGEAR SERVICES LLC				6,061.00	512005	7941	TWO (2) TECHNICIANS TO PERFORM MV BREAKER TESTING/INSPECTION (5 DAYS @1687/DAY)	APR-2011
20,509	Other	MIDWEST SWITCHGEAR SERVICES LLC				780.00	512005	7941	TRAVEL	APR-2011
20,510	Other	MIDWEST SWITCHGEAR SERVICES LLC				6,840.00	513100	7972	LABOR TO PERFORM BREAKER WORK DURING THE UNIT 3 OUTAGE	MAY-2011
20,511	Other	MIDWEST SWITCHGEAR SERVICES LLC				11,360.00	553100	8034	SERVICE AND TESTING 480V LOW VOLTAGE BREAKERS (42@\$355/EA)	Jun-2011
20,512	Other	MIDWEST SWITCHGEAR SERVICES LLC				4,785.00	513100	8057	REPAIR OF BR3 ITE 5HK BREAKER, SERIAL #44821-A2-6-9D	Jun-2011
20,513	Other	MIDWEST SWITCHGEAR SERVICES LLC				2,645.00	512005	8065	REPAIR OF TWO ABB ADVAC BREAKERS - SERIAL #1VAL08K228ADVAC & SERIAL #1VAL08K212ADVAC @ 5000/EA	JUL-2011
20,514	Other	MIDWEST SWITCHGEAR SERVICES LLC				9,591.50	513100	8217	TWO (2) TECHNICIANS TO PERFORM MV BREAKER TESTING/INSPECTION (5HRS@1687/HR)	OCT-2011
20,515	Other	MIDWEST SWITCHGEAR SERVICES LLC				780.00	513100	8217	TRAVEL	OCT-2011
20,516	Other	MIDWEST SWITCHGEAR SERVICES LLC				200.00	512100	8220	LABOR TO REPAIR ITE POWER SHIELD TYPE SS 3	OCT-2011
20,517	Other	MIDWEST SWITCHGEAR SERVICES LLC				2,700.00	512100	8241	LABOR TO REPAIR SQUARE D TYPE DS-206, 480V CIRCUIT BREAKER	OCT-2011
20,518	Other	MIDWEST SWITCHGEAR SERVICES LLC				2,840.00	513100	8302	TEST AND INSPECT 25KV SQUARE D SWITCHGEAR	NOV-2011
20,519	Other	MIDWEST SWITCHGEAR SERVICES LLC				1,835.00	512100	8390	LABOR TO REPAIR GE BRAKE ASSEMBLY	Jan-2012
20,520	Other	MIDWEST SWITCHGEAR SERVICES LLC				1,145.00	513100	8426	MW JOB #12-3897 - CLEAN, TEST & REPAIR ITE 5HK CIRCUIT BREAKER	Feb-2012
20,521	Other	MIDWEST SWITCHGEAR SERVICES LLC				200.00	513100	8429	LABOR TO REPAIR WESTINGHOUSE AMPTECTOR MODEL LI	Feb-2012
20,522	Other	MIDWEST SWITCHGEAR SERVICES LLC				2,065.00	553100	8446	TESTING AND REPAIR OF 1600 AMP BREAKER	Feb-2012
20,523	Other	MIDWEST SWITCHGEAR SERVICES LLC				325.00	553100	8446	TESTING AND EVALUATION OF 1200 AMP BREAKER	Feb-2012
20,524	Other	MIDWEST SWITCHGEAR SERVICES LLC				5,500.00	513100	8496	LABOR TO CALIBRATE RELAYS ON SITE	MAR-2012
20,525	Other	MIKE JONES EXCAVATING LLC				2,345.06	935403	1984	gravel and tractor service	JUL-2011
20,526	Other	MIKE JONES EXCAVATING LLC				835.00	935402	2322	MIKE JONES EXCAVATING- DAWSON SPRINGS - REPLACE HOT WATER HEATER IN REST ROOM - INV 2322	Dec-2011
20,527	Other	MIKE JONES EXCAVATING LLC				125.00	935402	2368	MIKE JONES EXCAVATING- GREENVILLE - REPAIR MOP SINK FAUCET - INV 2368	Dec-2011
20,528	Other	MIKE RON INCORPORATED				2,555.00	512100	3427	MOVE CONDUIT AND WATER LINES UNDER "J" CONVEYOR	APR-2011
20,529	Other	MIKE RON INCORPORATED				1,120.00	512005	3427	RAISE CONDUIT AT LS RECLAIM FEEDERS	APR-2011
20,530	Other	MIKE RON INCORPORATED				15,898.00	511100	3428	PROVIDE LIGHTING SERVICES TO EW BROWN STATION UPON REQUEST DURING 2011.	Jun-2011
20,531	Other	MIKE RON INCORPORATED				1,400.00	511100	3430	INSTALL COMPUTER LINE & UPGRADE POWER FEED TO RECORDS TRAILER	APR-2011
20,532	Other	MIKE RON INCORPORATED				840.00	511100	3430	INSTALL PERMANENT FEED TO WHSE 480 DISTRIBUTION PANEL	APR-2011
20,533	Other	MIKE RON INCORPORATED				2,800.00	506100	3437	INVOICE #3437	Jun-2011
20,534	Other	MIKE RON INCORPORATED				858.51	506100	3437	INVOICE #3437	Jun-2011
20,535	Other	MIKE RON INCORPORATED				5,775.00	542100	3438	INSTALL 2 ADDITIONAL RED STROBES, REPLACE FIXTURES FOR TEN GATE LIGHTS, REPLACE ONE FOR SIGN, TWO ON THE DAM AND REPLACE/STRAIGHTEN UP CONDUIT	AUG-2011
20,536	Other	MIKE RON INCORPORATED				3,376.00	511100	3439	PROVIDE LIGHTING SERVICES TO EW BROWN STATION UPON REQUEST DURING 2011.	AUG-2011
20,537	Other	MIKE RON INCORPORATED				1,365.00	512005	3442	LABOR TO HANG POWER FEED REEL FOR ABSORBER ELECT ROOM HOIST	AUG-2011
20,538	Other	MIKE RON INCORPORATED				375.00	553100	3445	LABOR AND MATERIAL FOR ELECTRICAL SERVICES AT HAEFLING STATION	SEP-2011
20,539	Other	MIKE RON INCORPORATED				3,045.00	511100	3446	LABOR TO INSTALL TWO PA PHONES AT MAIN WAREHOUSE	AUG-2011
20,540	Other	MIKE RON INCORPORATED				8,844.00	511100	3451	PROVIDE LIGHTING SERVICES TO EW BROWN STATION UPON REQUEST DURING 2011.	Dec-2011

KENTUCKY UTILITIES COMPANY
Case No. 2012- 00221
Analysis of Professional Services Expenses For the Test Year

(A)	(B)	(C)	(D)	(E)	(F)	(G)	(H)	(I)		
Line No.	Type	Vendor	Rate Case	Audit	Other	Total	Account	Invoice	Description	Period
20,541	Other	MIKE RON INCORPORATED				8,710.00	511100	3461	PROVIDE LIGHTING SERVICES TO EW BROWN STATION UPON REQUEST DURING 2012.	Feb-2012
20,542	Other	MIKE RON INCORPORATED				2,865.00	512055	3464	2012 LIGHTING REPAIRS FOR FGD BUILDINGS AND GROUNDS	Feb-2012
20,543	Other	MIKE RON INCORPORATED				2,520.00	542100	3465	REPAIR DAMAGED LIGHTING WIRING ACROSS FACE OF DAM	MAR-2012
20,544	Other	MIKE RON INCORPORATED				4,806.37	553100	3469	REPAIR RESERVE AUX FEED AT HAEFLING	MAR-2012
20,545	Other	MILLER PIPELINE CORP				3,835.08	554100	183393	Integrity Management 2010 thru June 2016; Invoice #283393	MAY-2011
20,546	Other	MILLER PIPELINE CORP				2,026.86	554100	279803	Integrity Management 2010 thru June 2016; Invoice #279803	MAY-2011
20,547	Other	MILLER PIPELINE CORP				2,387.08	554100	281688	construction invoices - 281709, 281691, 281688	APR-2011
20,548	Other	MILLER PIPELINE CORP				5,019.04	554100	281691	construction invoices - 281709, 281691, 281688	APR-2011
20,549	Other	MILLER PIPELINE CORP				14,830.10	554100	281704	Integrity Management 2010 thru June 2016; Invoice #'s 281704 & 281705	APR-2011
20,550	Other	MILLER PIPELINE CORP				10,350.22	554100	281705	Integrity Management 2010 thru June 2016; Invoice #'s 281704 & 281705	APR-2011
20,551	Other	MILLER PIPELINE CORP				3,609.52	554100	281709	construction invoices - 281709, 281691, 281688	APR-2011
20,552	Other	MILLER PIPELINE CORP				27,159.51	554100	282499	Integrity Management 2010 thru June 2016; Invoice #282499	MAY-2011
20,553	Other	MILLER PIPELINE CORP				10,242.00	554100	286534	Integrity Management 2010 thru June 2016; Invoice #286534	Jun-2011
20,554	Other	MILLER PIPELINE CORP				2,026.40	554100	286535	Integrity Management 2010 thru June 2016; Invoice #286535	Jun-2011
20,555	Other	MILLER PIPELINE CORP				2,014.00	554100	291556	Integrity Management 2010 thru June 2016; Invoice #291556	SEP-2011
20,556	Other	MILLER PIPELINE CORP				(47,000.00)	554100		Reverses *J701-0110-0311 Adjustment USD	APR-2011
20,557	Other	MISTRAS GROUP INC SERVICES DIVISION				1,295.00	513100	CD10278645	Miller Pipeline	MAY-2011
20,558	Other	MISTRAS GROUP INC SERVICES DIVISION				1,120.00	513100	CD10278648	STRESS RELIEVE COOLER HEAD	MAY-2011
20,559	Other	MISTRAS GROUP INC SERVICES DIVISION				220.00	513100	CD10278648	LABOR TO STRESS RELIEVE MSV HEAD	MAY-2011
20,560	Other	MISTRAS GROUP INC SERVICES DIVISION				280.00	513100	CD10288127	CORRECT SALES TAX ACCT	MAY-2011
20,561	Other	MISTRAS GROUP INC SERVICES DIVISION				472.50	512100	CD10338917	NON DESTRUCTIVE TESTING OF UNIT 3 SERVICE WATER PUMP COUPLING	Jan-2011
20,562	Other	MISTRAS GROUP INC SERVICES DIVISION				1,226.00	512100	CD10346548	X RAY WELD FOR TANK REPAIR	Jan-2012
20,563	Other	MISTRAS GROUP INC SERVICES DIVISION				44.00	512100	CD10346548	UTSW EXAMINATION OF 1-1 BFP RECIRC VALVE	MAR-2012
20,564	Other	MISTRAS GROUP INC SERVICES DIVISION				1,868.00	512100	CD10346548	UTSW EXAMINATION OF 1-1 BFP RECIRC VALVE	MAR-2012
20,565	Other	MISTRAS GROUP INC SERVICES DIVISION				228.50	512100	CD10346901	RT INSPECTION ON BOILER FEED PUMP VALVE	MAR-2012
20,566	Other	MISTRAS GROUP INC SERVICES DIVISION				1,275.00	514100	CD10346901	RT INSPECTION ON BOILER FEED PUMP VALVE	MAR-2012
20,567	Other	MLS TWO INC				9,800.00	511100	120	J701-0110-0312 Adjustment USD	Dec-2011
20,568	Other	MOBIL SATELLITE TECHNOLOGIES				2,595.84	583001	40179	MOWING AT GHENT POWER STATION	JUL-2011
20,569	Other	MOBIL SATELLITE TECHNOLOGIES				1,297.92	588100	40179	MOBILSAT IDIRECT Flex 128X1024, Bandwidth Increase to 1500X768 for \$200.00 per day. VOIP DID VOICE SERVICE WITH UNLIMITED LOCAL AND DOMESTIC USA LONG DISTANCE. (Qty. 12) July 2011 - July 2012	JUL-2011
20,570	Other	MOBIL SATELLITE TECHNOLOGIES				1,297.92	593002	40179	MOBILSAT IDIRECT Flex 128X1024, Bandwidth Increase to 1500X768 for \$200.00 per day. VOIP DID VOICE SERVICE WITH UNLIMITED LOCAL AND DOMESTIC USA LONG DISTANCE. (Qty. 12) July 2011 - July 2012	JUL-2011
20,571	Other	MOBIL SATELLITE TECHNOLOGIES				1,297.92	583001	40179	MOBILSAT IDIRECT Flex 128X1024, Bandwidth Increase to 1500X768 for \$200.00 per day. VOIP DID VOICE SERVICE WITH UNLIMITED LOCAL AND DOMESTIC USA LONG DISTANCE. (Qty. 12) July 2011 - July 2012	JUL-2011
20,572	Other	MODERN LAUNDRY CO				59.90	903003	A29121	Invoicing for Maysville Business Office-Rugs/Mats/Bldg. services.	APR-2011
20,573	Other	MODERN LAUNDRY CO				13.45	588100	A29128	Pay 2010-2012 Invoices for rug service at Maysville Storeroom	APR-2011
20,574	Other	MODERN LAUNDRY CO				40.20	903003	B1081	Invoicing for Maysville Business Office-Rugs/Mats/Bldg. services.	MAY-2011
20,575	Other	MODERN LAUNDRY CO				13.60	588100	B1088	Pay 2010-2012 Invoices for rug service at Maysville Storeroom	MAY-2011
20,576	Other	MODERN LAUNDRY CO				40.30	903003	B12015	Rug services for the Maysville KU Office	Dec-2011
20,577	Other	MODERN LAUNDRY CO				13.70	588100	B12022	Pay 2010-2012 Invoices for rug service at Maysville Storeroom	Jan-2012
20,578	Other	MODERN LAUNDRY CO				40.30	903003	B13077	Rug services for the Maysville KU Office	Feb-2012
20,579	Other	MODERN LAUNDRY CO				13.70	588100	B13083	Pay 2010-2012 Invoices for rug service at Maysville Storeroom	Feb-2012
20,580	Other	MODERN LAUNDRY CO				60.45	903003	B13937	Rug services for the Maysville KU Office	MAR-2012
20,581	Other	MODERN LAUNDRY CO				13.70	588100	B13943	rug service at Maysville Storeroom	MAR-2012
20,582	Other	MODERN LAUNDRY CO				40.50	903003	B15616	Rug services for the Maysville KU Office	MAR-2012
20,583	Other	MODERN LAUNDRY CO				40.20	903003	B2297	Invoicing for Maysville Business Office-Rugs/Mats/Bldg. services.	Jun-2011
20,584	Other	MODERN LAUNDRY CO				20.40	588100	B2304	Pay 2010-2012 Invoices for rug service at Maysville Storeroom	Jun-2011
20,585	Other	MODERN LAUNDRY CO				40.30	588100	B3614	Pay 2010-2012 Invoices for rug service at Maysville Storeroom	JUL-2011
20,586	Other	MODERN LAUNDRY CO				13.70	588100	B3621	Pay 2010-2012 Invoices for rug service at Maysville Storeroom	JUL-2011
20,587	Other	MODERN LAUNDRY CO				13.70	588100	B4641	rug service at Maysville Storeroom	AUG-2011
20,588	Other	MODERN LAUNDRY CO				40.30	903003	B4648	Rug services for the Maysville KU Office	SEP-2011
20,589	Other	MODERN LAUNDRY CO				60.45	903003	B5861	Rug services for the Maysville KU Office	SEP-2011
20,590	Other	MODERN LAUNDRY CO				13.70	588100	B5868	Pay 2010-2012 Invoices for rug service at Maysville Storeroom	SEP-2011
20,591	Other	MODERN LAUNDRY CO				40.30	903003	B7309	Rug services for the Maysville KU Office	OCT-2011

KENTUCKY UTILITIES COMPANY
Case No. 2012- 00221
Analysis of Professional Services Expenses For the Test Year

(A)	(B)	(C)	(D)	(E)	(F)	(G)	(H)	(I)		
Line No.	Type	Vendor	Rate Case	Audit	Other	Total	Account	Invoice	Description	Period
20,592	Other	MODERN LAUNDRY CO				13.70	588100	B7752	Pay 2010-2012 Invoices for rug service at Maysville Storeroom	OCT-2011
20,593	Other	MODERN LAUNDRY CO				40.30	903003	B8380	Rug services for the Maysville KU Office	OCT-2011
20,594	Other	MODERN LAUNDRY CO				13.70	588100	B8387	Rug services at Maysville Storeroom	NOV-2011
20,595	Other	MODERN LAUNDRY CO				40.30	903003	B9866	Rug services for the Maysville KU Office	Dec-2011
20,596	Other	MODERN LAUNDRY CO				13.70	588100	B9872	Rug service at Maysville Storeroom	Dec-2011
20,597	Other	MODIS INC				6,247.16	935488	4384514	IT Temporary Resource	APR-2011
20,598	Other	MODIS INC				5,114.96	935488	4433577	IT Temporary Resource (Mallika Surthi)	MAY-2011
20,599	Other	MODIS INC				6,046.56	935488	4550534	IT Temporary Resource (Mallika Surthi)	JUL-2011
20,600	Other	MODIS INC				5,771.16	935488	4555304	IT Temporary Resource (Mallika Surthi)	Jun-2011
20,601	Other	MODIS INC				5,496.44	935488	4587988	IT Temporary Resource (Mallika Surthi)	AUG-2011
20,602	Other	MODIS INC				6,321.28	935488	4636974	IT Temporary Resource (Mallika Surthi)	SEP-2011
20,603	Other	MODIS INC				5,633.80	935488	4681811	IT Temporary Resource (Mallika Surthi)	OCT-2011
20,604	Other	MODIS INC				1,374.28	923900	4726878	Temporary IT Resource (Sher Bhujel)	OCT-2011
20,605	Other	MODIS INC				1,374.28	935488	4726878	Temporary IT Resource (Sher Bhujel)	OCT-2011
20,606	Other	MODIS INC				3,710.08	923900	4738213	Temporary IT Resource (Sher Bhujel)	NOV-2011
20,607	Other	MODIS INC				2,061.08	935488	4738213	Temporary IT Resource (Sher Bhujel)	NOV-2011
20,608	Other	MODIS INC				5,496.44	935488	4743508	IT Temporary Resource (Mallika Surthi)	NOV-2011
20,609	Other	MODIS INC				5,393.76	935488	4784647	IT Temporary Resource (Mallika Surthi)	Dec-2011
20,610	Other	MODIS INC				1,374.28	923900	4785423	Temporary IT Resource (Sher Bhujel)	Dec-2011
20,611	Other	MODIS INC				824.16	935488	4785423	Temporary IT Resource (Sher Bhujel)	Dec-2011
20,612	Other	MODIS INC				549.44	935488	4829613	Temporary IT Resource (Sher Bhujel)	Jan-2012
20,613	Other	MODIS INC				274.72	923900	4829613	Temporary IT Resource (Sher Bhujel)	Jan-2012
20,614	Other	MODIS INC				5,496.44	935488	4891540	IT Temporary Resource (Mallika Surthi)	Jan-2012
20,615	Other	MODIS INC				2,748.56	923900	4942874	Temporary IT Resource (Sher Bhujel)	MAR-2012
20,616	Other	MODIS INC				1,923.72	935488	4942874	Temporary IT Resource (Sher Bhujel)	MAR-2012
20,617	Other	MODIS INC				5,587.40	935488	4948396	IT Temporary Resource (Mallika Surthi)	Feb-2012
20,618	Other	MODIS INC				3,023.28	923900	4948400	Temporary IT Resource (Sher Bhujel)	Feb-2012
20,619	Other	MODIS INC				5,516.70	935488	5005545	IT Temporary Resource (Mallika Surthi)	MAR-2012
20,620	Other	MOHLER TECHNOLOGY INC				2,700.00	512100	J701-0110-0312 Adjustment USD	Mohler Technology Inc	MAR-2012
20,621	Other	MOHLER TECHNOLOGY INC				900.00	512055	J701-0110-0312 Adjustment USD	Mohler Technology Inc	MAR-2012
20,622	Other	MOHLER TECHNOLOGY INC				21,125.00	513100	SVI63119	LABOR TO REPAIR 22) TURBINE/GENERATOR/BOILER FEED PUMP MOTORS	APR-2011
20,623	Other	MOHLER TECHNOLOGY INC				513.00	513100	SVI63184	LABOR TO REPAIR U-3 MAIN TRANSFORMER OIL PUMP MOTOR	APR-2011
20,624	Other	MOHLER TECHNOLOGY INC				11,375.00	512017	SVI63206	LABOR TO INSPECT & TEST REBUILT GE 1500 HP, 3600 RPM, 8311S FRAME, 4000V MOTOR	AUG-2011
20,625	Other	MOHLER TECHNOLOGY INC				3,452.00	513100	SVI63243	LABOR TO BORE BEARING FOR 1-1 CWP MOTOR	AUG-2011
20,626	Other	MOHLER TECHNOLOGY INC				3,728.00	512100	SVI63246	LABOR TO REPAIR 7.5 HP, 880 RPM, 324YZ FRAME MOTOR	Jun-2011
20,627	Other	MOHLER TECHNOLOGY INC				4,615.00	513100	SVI63259	LABOR FOR EMERGENCY REPAIR OF U3 EMERGENCY SEAL OIL PUMP MOTOR	MAY-2011
20,628	Other	MOHLER TECHNOLOGY INC				630.00	512017	SVI63293	LABOR TO INSPECT & TEST REBUILT GE 1500 HP, 3600 RPM, 8311S FRAME, 4000V MOTOR	OCT-2011
20,629	Other	MOHLER TECHNOLOGY INC				3,786.00	512100	SVI63344	LABOR TO REPAIR LOUIS ALLIS, 10 HP, 230/460V, 885 RPM, 326TC FRAME MOTOR	OCT-2011
20,630	Other	MOHLER TECHNOLOGY INC				360.00	512100	SVI63345	LABOR TO REPAIR WESTINGHOUSE, 200 HP, 1775 RPM, 447TS FRAME MOTOR	AUG-2011
20,631	Other	MOHLER TECHNOLOGY INC				2,717.00	512100	SVI63357	LABOR TO SWAP OUT THE BEARING IN 3-2 MILL MOTOR	Jun-2011
20,632	Other	MOHLER TECHNOLOGY INC				9,080.00	512100	SVI63379	REPAIR OF 2-2 CONDENSATE PUMP MOTOR	Jun-2011
20,633	Other	MOHLER TECHNOLOGY INC				9,705.00	512100	SVI63424	LABOR TO REPAIR SIEMENS ALLIS MODEL#127, 600 HP, 4000V, 302386 FRAME MOTOR	AUG-2011
20,634	Other	MOHLER TECHNOLOGY INC				1,170.00	512100	SVI63487	LABOR TO REPAIR 3-2 MILL MOTOR IB SLEEVE BEARING	AUG-2011
20,635	Other	MOHLER TECHNOLOGY INC				1,350.00	512100	SVI63710	LABOR TO INSPECT/REPAIR GE 150 HP, 460V, 445Z FRAME MOTOR	SEP-2011
20,636	Other	MOHLER TECHNOLOGY INC				3,770.00	512100	SVI63757	TEST/INSPECT BROWN 3 ID FAN MOTORS	OCT-2011
20,637	Other	MOHLER TECHNOLOGY INC				(165.00)	512100	SVI63757	INVOICE SVI63757	OCT-2011
20,638	Other	MOHLER TECHNOLOGY INC				16,000.00	512100	SVI63845	LABOR TO REFURBISH 2-1 IDF MOTOR	NOV-2011
20,639	Other	MOHLER TECHNOLOGY INC				3,405.00	512100	SVI63951	LABOR TO REPAIR RELIANCE 20 HP, 460V, 3510 RPM, 256TCZ FAN MOTOR ASSEMBLY	Jan-2012
20,640	Other	MOHLER TECHNOLOGY INC				4,270.00	513100	SVI63961	LABOR TO REPAIR EM 300 HP, 4000V, 4009-C FRAME MOTOR	Jan-2012
20,641	Other	MOHLER TECHNOLOGY INC				4,227.00	513100	SVI64247	LABOR TO REPAIR UNIT 1 CIRCULATING BEARING	MAR-2012
20,642	Other	MOHLER TECHNOLOGY INC				1,280.00	512100	SVIPDM1542	BROWN 3 PDMA ONLINE ELECTRIC MOTOR TESTING AND ANALYSIS	APR-2011
20,643	Other	MOHLER TECHNOLOGY INC				1,030.00	512100	SVIPDM1561	BROWN 2 PDMA ONLINE ELECTRIC MOTOR TESTING AND ANALYSIS	AUG-2011

KENTUCKY UTILITIES COMPANY
Case No. 2012- 00221
Analysis of Professional Services Expenses For the Test Year

(A)	(B)	(C)	(D)	(E)	(F)	(G)	(H)	(I)		
Line No.	Type	Vendor	Rate Case	Audit	Other	Total	Account	Invoice	Description	Period
20,644	Other	MONITORING SERVICES				35.00	588100	7481	LEAK TEST/INV 7481 DATED 4/17/11	APR-2011
20,645	Other	MONITORING SERVICES				19.95	588100	7658	LEAK TEST/INV 7658 DATED 9/27/11	OCT-2011
20,646	Other	MOON FABRICATING CORP				1,856.00	512005	8615	LABOR FOR (4) 6"-90 DEGREE ELBOWS WITH FLANGES AS PER QUOTE 11729	SEP-2011
20,647	Other	MOON FABRICATING CORP				363.00	512005	8690	LABOR TO RELINE ONE 2-1/2" ELBOW AS PER QUOTE 11825	NOV-2011
20,648	Other	MOORE VENTURES LLC				9,120.00	500900	456	MOORE VENTURES: Synchronous Condenser Study/AVR project Invoice #456	Jan-2012
20,649	Other	MOSAIC COMPANY, THE				10,419.37	901001	1031118014	Needs to be tied to CPA 57373	NOV-2011
20,650	Other	MOSAIC COMPANY, THE				1,674.09	901001	1031118051	Tied to CPA 57373	NOV-2011
20,651	Other	MOSAIC COMPANY, THE				13,260.62	901001	1130118180	Needs to be tied to CPA 57373 Analysis project	Dec-2011
20,652	Other	MOSAIC COMPANY, THE				1,264.24	901001	1130118210	Needs to be tied to CPA 57373 travel expenses	Dec-2011
20,653	Other	MOSAIC COMPANY, THE				2,562.50	901001	1215118218	tied to CPA 57373 analysis project	Dec-2011
20,654	Other	MOSAIC COMPANY, THE				1,236.62	901001	1215118219	tied to CPA 57373 analysis project	Dec-2011
20,655	Other	MOTOROLA SOLUTIONS INC				1,107.98	921903	76458104	Repair of 6 Motorola MC3000 desksets from Somerset Office and Somerset Store Room	AUG-2011
20,656	Other	MOTOROLA SOLUTIONS INC				357.16	921903	76466059	Repair of L3223A (MC3000 Deskset) per Case number 22783797 dated 8/9/2011	SEP-2011
20,657	Other	MOTOROLA SOLUTIONS INC				95.65	921903	76466059	Repair of L3208A (Digital Junction Box) per Case number 22783797 dated 8/9/2011	SEP-2011
20,658	Other	MOTOROLA SOLUTIONS INC				12.08	921903	76466059	Repair of L3208A S/N 124CKC0025 per Case number 22783797 dated 8/9/2011	OCT-2011
20,659	Other	MOTOROLA SOLUTIONS INC				(12.07)	921903	76466059	Repair of L3223A (MC3000 Deskset) per Case number 22783797 dated 8/9/2011	OCT-2011
20,660	Other	MQ AUTOMATION LLC				2,200.00	553100	5203395	PROGRAM NEW DISPLAY FOR UNIT 9 ODC	Feb-2012
20,661	Other	MUNDAY LOCK AND SAFE				40.00	511100	S2492	LABOR	Dec-2011
20,662	Other	NATIONAL ENERGY EDUCATION DVLPMNT PROJ				12,300.94	908005	70109	Invoice # 70109	APR-2011
20,663	Other	NATIONAL ENERGY EDUCATION DVLPMNT PROJ				10,008.88	908005	70177	NEED Project Management_April 2011 Invoice# 70177	MAY-2011
20,664	Other	NATIONAL ENERGY EDUCATION DVLPMNT PROJ				41,005.74	908005	70313	National Energy Education Development Project: May Project Management	Jun-2011
20,665	Other	NATIONAL ENERGY EDUCATION DVLPMNT PROJ				12,799.78	908005	70414	NEED June Project Management Invoice # 70414	JUL-2011
20,666	Other	NATIONAL ENERGY EDUCATION DVLPMNT PROJ				11,410.87	908005	70454	July Project Management: NEED Project	AUG-2011
20,667	Other	NATIONAL ENERGY EDUCATION DVLPMNT PROJ				11,121.58	908005	70485	August 2011 NEED Project Management Invoice	SEP-2011
20,668	Other	NATIONAL ENERGY EDUCATION DVLPMNT PROJ				27,540.51	908005	70537	September NEED Project Management. Invoice # 70537	OCT-2011
20,669	Other	NATIONAL ENERGY EDUCATION DVLPMNT PROJ				26,478.51	908005	70577	NEED October Project Management. Invoice # 70577	NOV-2011
20,670	Other	NATIONAL ENERGY EDUCATION DVLPMNT PROJ				36,827.47	908005	70623	NEED November Project Management Invoice # 70623	Dec-2011
20,671	Other	NATIONAL ENERGY EDUCATION DVLPMNT PROJ				41,884.74	908005	70646	December NEED Program Management Invoice # 70646	Jan-2012
20,672	Other	NATIONAL ENERGY EDUCATION DVLPMNT PROJ				16,214.39	908005	70686	January NEED Program Management	Feb-2012
20,673	Other	NATIONAL ENERGY EDUCATION DVLPMNT PROJ				12,269.85	908005	70775	February NEED Project Management	MAR-2012
20,674	Other	NATIONAL ENERGY EDUCATION DVLPMNT PROJ				11,000.00	908005		J703-0110-0312 Adjustment USD	NEED
20,675	Other	NATIONAL ENERGY EDUCATION DVLPMNT PROJ				(15,000.00)	908005		Reverses *J703-0110-0311 Adjustment USD	NEED
20,676	Other	NATIONAL HEAT EXCHANGE				6,566.00	512100	110139	COMPLETE CLEANING OF 2 TUBE BUNDLES AND REPAIR TUBES FOR LEAKS AND TEST FOR LEAKS AND REASSEMBLE BUNDLES AND DELIVER TO EW BROWN PLANT (KU)	APR-2011
20,677	Other	NATIONAL HEAT EXCHANGE				8,359.00	512100	110379	REFURBISH WATERBOXES WITH NHE THREE STEP CERAMIC CLADDING SYSTEM (INLET/OUTLET WATERBOXES & RETURN WATERBOXES)	OCT-2011
20,678	Other	NATIONAL HEAT EXCHANGE				5,875.00	512100	110379	2-1 AND 2-2 FD FAN LUB OIL COOLER	OCT-2011
20,679	Other	NATIONAL HEAT EXCHANGE				2,937.50	512100	110379	2-1 BFP LUB OIL COOLERS FOR UNIT 2 FALL OUTAGE	OCT-2011
20,680	Other	NATIONAL HEAT EXCHANGE				2,937.50	512100	110379	2-1 BFP LUB OIL COOLERS FOR UNIT 2 FALL OUTAGE	OCT-2011
20,681	Other	NATIONAL HEAT EXCHANGE				2,040.00	512100	110379	REPAIR OF FLOATING TUBE SHEETS (LOT OF 2)	OCT-2011
20,682	Other	NATIONAL PUMP AND COMPRESSOR LTD				5,285.00	513100	3011460001	ADDITIONAL REPAIRS TO HIGH SPEED PINION, STAGE 2 IMPELLER, AND STAGE 3 IMPELLER	Feb-2012
20,683	Other	NATIONAL PUMP AND COMPRESSOR LTD				4,500.00	513100	3011460001	INSPECT AND BALANCE 3-1 STATION AIR COMPRESSOR ROTOR	Feb-2012
20,684	Other	NATIONAL PUMP AND COMPRESSOR LTD				8,470.00	513100	3011460002	PROVIDE ONE ROTATING FIELD SERVICE SUPERVISOR ONSITE WITH SPECIALTY TOOLS TO ASSIST PLANT PERSONNEL DURING THE REASSEMBLY OF 3-1 STATION AIR COMPRESSOR. LASER ALIGN THE COMPRESSOR, START UP, TEST RUN, AND RELEASE THE COMPRESSOR TO SERVICE	Feb-2012
20,685	Other	NATUR CHEM INC				13,898.00	511100	0077040IN	PLANT GROUNDS - WEED CONTROL FOR 2011	APR-2011
20,686	Other	NATUR CHEM INC				2,000.00	511100	0078831IN	Treat all gravel areas, switchyard, fence lines, cracks in pavement where weeds are growing & trim around buildings and structures per Proposal Number 0059131 from Tracy Bracewell to Chris Crumes, dated 11/11/10. (Initial treatment and fol	Jun-2011
20,687	Other	NATUR CHEM INC				500.00	511100	0078831IN	Treat the island @ rear of power plant with selective herbicide to remove unwanted vegetation and promote grass growth per Proposal Number 0059131 from Tracy Bracewell to Chris Crumes, dated 11/11/10. (Treatment should be made in April-May	Jun-2011

KENTUCKY UTILITIES COMPANY
Case No. 2012- 00221
Analysis of Professional Services Expenses For the Test Year

(A)	(B)	(C)	(D)	(E)	(F)	(G)	(H)	(I)		
Line No.	Type	Vendor	Rate Case	Audit	Other	Total	Account	Invoice	Description	Period
20,688	Other	NATUR CHEM INC				3,100.00	552100	0080271IN	CT SITE GROUNDS - WEED CONTROL 2011	JUL-2011
20,689	Other	NATUR CHEM INC				950.00	542100	0080272IN	DIX DAM - WEED CONTROL ON THE UPSTREAM ROCK STABILIZATION ZONES OF DIX DAM	JUL-2011
20,690	Other	NATUR CHEM INC				2,450.00	512017	0081693IN	Treat pond banks of #1 & #2 pond, scrubber pond & fuel run off pond to control reed growth per Proposal Number 0059134 from Tracy Bracewell to Chris Crumes, dated 11/11/10.	AUG-2011
20,691	Other	NAVIGANT CONSULTING INC				2,382.08	908005	326459	Navigant Inv# 326459 -- 2009 - 2012 DSM Portfolio Evaluation	APR-2011
20,692	Other	NAVIGANT CONSULTING INC				1,050.66	908005	326459	Navigant Inv# 326459 -- 2009 - 2012 DSM Portfolio Evaluation	APR-2011
20,693	Other	NAVIGANT CONSULTING INC				613.33	908005	326459	Navigant Inv# 326459 -- 2009 - 2012 DSM Portfolio Evaluation	APR-2011
20,694	Other	NAVIGANT CONSULTING INC				306.66	908005	326459	Navigant Inv# 326459 -- 2009 - 2012 DSM Portfolio Evaluation	APR-2011
20,695	Other	NAVIGANT CONSULTING INC				306.62	908005	326459	Navigant Inv# 326459 -- 2009 - 2012 DSM Portfolio Evaluation	APR-2011
20,696	Other	NAVIGANT CONSULTING INC				262.66	908005	326459	Navigant Inv# 326459 -- 2009 - 2012 DSM Portfolio Evaluation	APR-2011
20,697	Other	NAVIGANT CONSULTING INC				8,868.05	908005	332183	Navigant Inv # 332183 -- 2009 to 2012 DSM Portfolio Evaluation	Jun-2011
20,698	Other	NAVIGANT CONSULTING INC				7,176.05	908005	332183	Navigant Inv # 332183 -- 2009 to 2012 DSM Portfolio Evaluation	Jun-2011
20,699	Other	NAVIGANT CONSULTING INC				2,771.04	908005	332183	Navigant Inv # 332183 -- 2009 to 2012 DSM Portfolio Evaluation	Jun-2011
20,700	Other	NAVIGANT CONSULTING INC				2,739.79	908005	332183	Navigant Inv # 332183 -- 2009 to 2012 DSM Portfolio Evaluation	Jun-2011
20,701	Other	NAVIGANT CONSULTING INC				2,071.04	908005	332183	Navigant Inv # 332183 -- 2009 to 2012 DSM Portfolio Evaluation	Jun-2011
20,702	Other	NAVIGANT CONSULTING INC				1,161.05	908005	332183	Navigant Inv # 332183 -- 2009 to 2012 DSM Portfolio Evaluation	Jun-2011
20,703	Other	NAVIGANT CONSULTING INC				1,027.68	908005	332183	Navigant Inv # 332183 -- 2009 to 2012 DSM Portfolio Evaluation	Jun-2011
20,704	Other	NAVIGANT CONSULTING INC				553.36	908005	332183	Navigant Inv # 332183 -- 2009 to 2012 DSM Portfolio Evaluation	Jun-2011
20,705	Other	NAVIGANT CONSULTING INC				466.74	908005	332183	Navigant Inv # 332183 -- 2009 to 2012 DSM Portfolio Evaluation	Jun-2011
20,706	Other	NAVIGANT CONSULTING INC				9,834.59	908005	336944	Navigant Inv #336944: 2009 to 2012 DSM Portfolio Evaluation for the Period Ending June 30, 2011.	AUG-2011
20,707	Other	NAVIGANT CONSULTING INC				8,929.61	908005	336944	Navigant Inv #336944: 2009 to 2012 DSM Portfolio Evaluation for the Period Ending June 30, 2011.	AUG-2011
20,708	Other	NAVIGANT CONSULTING INC				5,232.94	908005	336944	Navigant Inv #336944: 2009 to 2012 DSM Portfolio Evaluation for the Period Ending June 30, 2011.	AUG-2011
20,709	Other	NAVIGANT CONSULTING INC				1,789.61	908005	336944	Navigant Inv #336944: 2009 to 2012 DSM Portfolio Evaluation for the Period Ending June 30, 2011.	AUG-2011
20,710	Other	NAVIGANT CONSULTING INC				1,094.61	908005	336944	Navigant Inv #336944: 2009 to 2012 DSM Portfolio Evaluation for the Period Ending June 30, 2011.	AUG-2011
20,711	Other	NAVIGANT CONSULTING INC				849.61	908005	336944	Navigant Inv #336944: 2009 to 2012 DSM Portfolio Evaluation for the Period Ending June 30, 2011.	AUG-2011
20,712	Other	NAVIGANT CONSULTING INC				284.80	908005	336944	Navigant Inv #336944: 2009 to 2012 DSM Portfolio Evaluation for the Period Ending June 30, 2011.	AUG-2011
20,713	Other	NAVIGANT CONSULTING INC				284.80	908005	336944	Navigant Inv #336944: 2009 to 2012 DSM Portfolio Evaluation for the Period Ending June 30, 2011.	AUG-2011
20,714	Other	NAVIGANT CONSULTING INC				275.42	908005	336944	Navigant Inv #336944: 2009 to 2012 DSM Portfolio Evaluation for the Period Ending June 30, 2011.	AUG-2011
20,715	Other	NAVIGANT CONSULTING INC				11,031.93	923900	337309	PROFESSIONAL SERVICES	AUG-2011
20,716	Other	NAVIGANT CONSULTING INC				5,211.57	923900	338723	PROFESSIONAL SERVICES	AUG-2011
20,717	Other	NAVIGANT CONSULTING INC				3,703.75	908005	339452	Navagant Inv. 339452 for month of July dated Aug 29, 2011 for evaluation of EE Programs.	Dec-2011
20,718	Other	NAVIGANT CONSULTING INC				2,503.75	908005	339452	Navagant Inv. 339452 for month of July dated Aug 29, 2011 for evaluation of EE Programs.	Dec-2011
20,719	Other	NAVIGANT CONSULTING INC				1,138.75	908005	339452	Navagant Inv. 339452 for month of July dated Aug 29, 2011 for evaluation of EE Programs.	Dec-2011
20,720	Other	NAVIGANT CONSULTING INC				753.75	908005	339452	Navagant Inv. 339452 for month of July dated Aug 29, 2011 for evaluation of EE Programs.	Dec-2011
20,721	Other	NAVIGANT CONSULTING INC				538.75	908005	339452	Navagant Inv. 339452 for month of July dated Aug 29, 2011 for evaluation of EE Programs.	Dec-2011
20,722	Other	NAVIGANT CONSULTING INC				212.56	908005	339452	Navagant Inv. 339452 for month of July dated Aug 29, 2011 for evaluation of EE Programs.	Dec-2011
20,723	Other	NAVIGANT CONSULTING INC				11.19	908005	339452	Navagant Inv. 339452 for month of July dated Aug 29, 2011 for evaluation of EE Programs.	Dec-2011
20,724	Other	NAVIGANT CONSULTING INC				2,594.73	908005	342614	Navigan Inv. #139975: DSM Portfolio Evaluation 2009-2012; for period ending August 31,2011	OCT-2011
20,725	Other	NAVIGANT CONSULTING INC				1,539.75	908005	342614	Navigan Inv. #139975: DSM Portfolio Evaluation 2009-2012; for period ending August 31,2011	OCT-2011

KENTUCKY UTILITIES COMPANY
Case No. 2012- 00221
Analysis of Professional Services Expenses For the Test Year

(A)	(B)	(C)	(D)	(E)	(F)	(G)	(H)	(I)		
Line No.	Type	Vendor	Rate Case	Audit	Other	Total	Account	Invoice	Description	Period
20,726	Other	NAVIGANT CONSULTING INC				1,411.75	908005	342614	Navigan Inv. #139975: DSM Portfolio Evaluation 2009-2012; for period ending August 31,2011	OCT-2011
20,727	Other	NAVIGANT CONSULTING INC				1,329.75	908005	342614	Navigan Inv. #139975: DSM Portfolio Evaluation 2009-2012; for period ending August 31,2011	OCT-2011
20,728	Other	NAVIGANT CONSULTING INC				1,290.38	908005	342614	Navigan Inv. #139975: DSM Portfolio Evaluation 2009-2012; for period ending August 31,2011	OCT-2011
20,729	Other	NAVIGANT CONSULTING INC				1,249.75	908005	342614	Navigan Inv. #139975: DSM Portfolio Evaluation 2009-2012; for period ending August 31,2011	OCT-2011
20,730	Other	NAVIGANT CONSULTING INC				212.38	908005	342614	Navigan Inv. #139975: DSM Portfolio Evaluation 2009-2012; for period ending August 31,2011	OCT-2011
20,731	Other	NAVIGANT CONSULTING INC				212.37	908005	342614	Navigan Inv. #139975: DSM Portfolio Evaluation 2009-2012; for period ending August 31,2011	OCT-2011
20,732	Other	NAVIGANT CONSULTING INC				152.51	908005	342614	Navigan Inv. #139975: DSM Portfolio Evaluation 2009-2012; for period ending August 31,2011	OCT-2011
20,733	Other	NAVIGANT CONSULTING INC				7.24	908005	342614	Navigan Inv. #139975: DSM Portfolio Evaluation 2009-2012; for period ending August 31,2011	OCT-2011
20,734	Other	NAVIGANT CONSULTING INC				6,369.07	908005	344456	Navigan Inv. #344456: 2099-2012 DSM Portfolio Evaluation; Professional services for the period ending September 30, 2011	NOV-2011
20,735	Other	NAVIGANT CONSULTING INC				1,586.80	908005	344456	Navigan Inv. #344456: 2099-2012 DSM Portfolio Evaluation; Professional services for the period ending September 30, 2011	NOV-2011
20,736	Other	NAVIGANT CONSULTING INC				1,300.32	908005	344456	Navigan Inv. #344456: 2099-2012 DSM Portfolio Evaluation; Professional services for the period ending September 30, 2011	NOV-2011
20,737	Other	NAVIGANT CONSULTING INC				925.32	908005	344456	Navigan Inv. #344456: 2099-2012 DSM Portfolio Evaluation; Professional services for the period ending September 30, 2011	NOV-2011
20,738	Other	NAVIGANT CONSULTING INC				435.31	908005	344456	Navigan Inv. #344456: 2099-2012 DSM Portfolio Evaluation; Professional services for the period ending September 30, 2011	NOV-2011
20,739	Other	NAVIGANT CONSULTING INC				365.32	908005	344456	Navigan Inv. #344456: 2099-2012 DSM Portfolio Evaluation; Professional services for the period ending September 30, 2011	NOV-2011
20,740	Other	NAVIGANT CONSULTING INC				365.32	908005	344456	Navigan Inv. #344456: 2099-2012 DSM Portfolio Evaluation; Professional services for the period ending September 30, 2011	NOV-2011
20,741	Other	NAVIGANT CONSULTING INC				182.65	908005	344456	Navigan Inv. #344456: 2099-2012 DSM Portfolio Evaluation; Professional services for the period ending September 30, 2011	NOV-2011
20,742	Other	NAVIGANT CONSULTING INC				182.65	908005	344456	Navigan Inv. #344456: 2099-2012 DSM Portfolio Evaluation; Professional services for the period ending September 30, 2011	NOV-2011
20,743	Other	NAVIGANT CONSULTING INC				83.52	908005	344456	Navigan Inv. #344456: 2099-2012 DSM Portfolio Evaluation; Professional services for the period ending September 30, 2011	NOV-2011
20,744	Other	NAVIGANT CONSULTING INC				3,896.10	908005	348590	Evaluation Inv 348590 from Navagant for EE Program in November 2011, dated Dec 5, 2011	Jan-2012
20,745	Other	NAVIGANT CONSULTING INC				2,986.10	908005	348590	Evaluation Inv 348590 from Navagant for EE Program in November 2011, dated Dec 5, 2011	Jan-2012
20,746	Other	NAVIGANT CONSULTING INC				2,231.81	908005	348590	Evaluation Inv 348590 from Navagant for EE Program in November 2011, dated Dec 5, 2011	Jan-2012
20,747	Other	NAVIGANT CONSULTING INC				2,066.10	908005	348590	Evaluation Inv 348590 from Navagant for EE Program in November 2011, dated Dec 5, 2011	Jan-2012
20,748	Other	NAVIGANT CONSULTING INC				1,885.85	908005	348590	Evaluation Inv 348590 from Navagant for EE Program in November 2011, dated Dec 5, 2011	Jan-2012
20,749	Other	NAVIGANT CONSULTING INC				1,501.10	908005	348590	Evaluation Inv 348590 from Navagant for EE Program in November 2011, dated Dec 5, 2011	Jan-2012
20,750	Other	NAVIGANT CONSULTING INC				1,213.60	908005	348590	Evaluation Inv 348590 from Navagant for EE Program in November 2011, dated Dec 5, 2011	Jan-2012
20,751	Other	NAVIGANT CONSULTING INC				1,158.05	908005	348590	Evaluation Inv 348590 from Navagant for EE Program in November 2011, dated Dec 5, 2011	Jan-2012
20,752	Other	NAVIGANT CONSULTING INC				1,158.05	908005	348590	Evaluation Inv 348590 from Navagant for EE Program in November 2011, dated Dec 5, 2011	Jan-2012
20,753	Other	NAVIGANT CONSULTING INC				849.55	908005	348590	Evaluation Inv 348590 from Navagant for EE Program in November 2011, dated Dec 5, 2011	Jan-2012
20,754	Other	NAVIGANT CONSULTING INC				3,800.62	908005	350277	Navigan Inv #350277 -- 2009 to 2012 DSM Portfolio Evaluation -- Period Ending December 30, 2011	Jan-2012
20,755	Other	NAVIGANT CONSULTING INC				3,666.88	908005	350277	Navigan Inv #350277 -- 2009 to 2012 DSM Portfolio Evaluation -- Period Ending December 30, 2011	Jan-2012

KENTUCKY UTILITIES COMPANY
Case No. 2012- 00221
Analysis of Professional Services Expenses For the Test Year

(A)	(B)	(C)	(D)	(E)	(F)	(G)	(H)	(I)		
Line No.	Type	Vendor	Rate Case	Audit	Other	Total	Account	Invoice	Description	Period
20,756	Other	NAVIGANT CONSULTING INC				3,435.63	908005	350277	Navigator Inv #350277 -- 2009 to 2012 DSM Portfolio Evaluation -- Period Ending December 30, 2011	Jan-2012
20,757	Other	NAVIGANT CONSULTING INC				3,131.87	908005	350277	Navigator Inv #350277 -- 2009 to 2012 DSM Portfolio Evaluation -- Period Ending December 30, 2011	Jan-2012
20,758	Other	NAVIGANT CONSULTING INC				2,890.63	908005	350277	Navigator Inv #350277 -- 2009 to 2012 DSM Portfolio Evaluation -- Period Ending December 30, 2011	Jan-2012
20,759	Other	NAVIGANT CONSULTING INC				2,394.59	908005	350277	Navigator Inv #350277 -- 2009 to 2012 DSM Portfolio Evaluation -- Period Ending December 30, 2011	Jan-2012
20,760	Other	NAVIGANT CONSULTING INC				2,140.63	908005	350277	Navigator Inv #350277 -- 2009 to 2012 DSM Portfolio Evaluation -- Period Ending December 30, 2011	Jan-2012
20,761	Other	NAVIGANT CONSULTING INC				962.82	908005	350277	Navigator Inv #350277 -- 2009 to 2012 DSM Portfolio Evaluation -- Period Ending December 30, 2011	Jan-2012
20,762	Other	NAVIGANT CONSULTING INC				962.81	908005	350277	Navigator Inv #350277 -- 2009 to 2012 DSM Portfolio Evaluation -- Period Ending December 30, 2011	Jan-2012
20,763	Other	NAVIGANT CONSULTING INC				126.03	908005	350277	Navigator Inv #350277 -- 2009 to 2012 DSM Portfolio Evaluation -- Period Ending December 30, 2011	Jan-2012
20,764	Other	NAVIGANT CONSULTING INC				5,426.88	908005	355475	Navigator Inv #355475 -- 2009 - 2012 DSM Portfolio Evaluation; Professional services for the period ending January 31, 2012	Feb-2012
20,765	Other	NAVIGANT CONSULTING INC				5,381.86	908005	355475	Navigator Inv #355475 -- 2009 - 2012 DSM Portfolio Evaluation; Professional services for the period ending January 31, 2012	Feb-2012
20,766	Other	NAVIGANT CONSULTING INC				4,966.24	908005	355475	Navigator Inv #355475 -- 2009 - 2012 DSM Portfolio Evaluation; Professional services for the period ending January 31, 2012	Feb-2012
20,767	Other	NAVIGANT CONSULTING INC				4,793.11	908005	355475	Navigator Inv #355475 -- 2009 - 2012 DSM Portfolio Evaluation; Professional services for the period ending January 31, 2012	Feb-2012
20,768	Other	NAVIGANT CONSULTING INC				4,427.50	908005	355475	Navigator Inv #355475 -- 2009 - 2012 DSM Portfolio Evaluation; Professional services for the period ending January 31, 2012	Feb-2012
20,769	Other	NAVIGANT CONSULTING INC				4,301.25	908005	355475	Navigator Inv #355475 -- 2009 - 2012 DSM Portfolio Evaluation; Professional services for the period ending January 31, 2012	Feb-2012
20,770	Other	NAVIGANT CONSULTING INC				3,516.24	908005	355475	Navigator Inv #355475 -- 2009 - 2012 DSM Portfolio Evaluation; Professional services for the period ending January 31, 2012	Feb-2012
20,771	Other	NAVIGANT CONSULTING INC				3,300.62	908005	355475	Navigator Inv #355475 -- 2009 - 2012 DSM Portfolio Evaluation; Professional services for the period ending January 31, 2012	Feb-2012
20,772	Other	NAVIGANT CONSULTING INC				3,238.12	908005	355475	Navigator Inv #355475 -- 2009 - 2012 DSM Portfolio Evaluation; Professional services for the period ending January 31, 2012	Feb-2012
20,773	Other	NAVIGANT CONSULTING INC				1,838.12	908005	355475	Navigator Inv #355475 -- 2009 - 2012 DSM Portfolio Evaluation; Professional services for the period ending January 31, 2012	Feb-2012
20,774	Other	NAVIGANT CONSULTING INC				1,538.11	908005	355475	Navigator Inv #355475 -- 2009 - 2012 DSM Portfolio Evaluation; Professional services for the period ending January 31, 2012	Feb-2012
20,775	Other	NAVIGANT CONSULTING INC				7,071.74	908005	357246	Navigator Inv # 357246 -- 2009 to 2012 DSM Portfolio Evaluation for the period ending February 29, 2012	MAR-2012
20,776	Other	NAVIGANT CONSULTING INC				4,853.68	908005	357246	Navigator Inv # 357246 -- 2009 to 2012 DSM Portfolio Evaluation for the period ending February 29, 2012	MAR-2012
20,777	Other	NAVIGANT CONSULTING INC				4,836.74	908005	357246	Navigator Inv # 357246 -- 2009 to 2012 DSM Portfolio Evaluation for the period ending February 29, 2012	MAR-2012
20,778	Other	NAVIGANT CONSULTING INC				4,042.36	908005	357246	Navigator Inv # 357246 -- 2009 to 2012 DSM Portfolio Evaluation for the period ending February 29, 2012	MAR-2012
20,779	Other	NAVIGANT CONSULTING INC				2,175.56	908005	357246	Navigator Inv # 357246 -- 2009 to 2012 DSM Portfolio Evaluation for the period ending February 29, 2012	MAR-2012
20,780	Other	NAVIGANT CONSULTING INC				2,109.86	908005	357246	Navigator Inv # 357246 -- 2009 to 2012 DSM Portfolio Evaluation for the period ending February 29, 2012	MAR-2012
20,781	Other	NAVIGANT CONSULTING INC				2,002.36	908005	357246	Navigator Inv # 357246 -- 2009 to 2012 DSM Portfolio Evaluation for the period ending February 29, 2012	MAR-2012
20,782	Other	NAVIGANT CONSULTING INC				1,201.18	908005	357246	Navigator Inv # 357246 -- 2009 to 2012 DSM Portfolio Evaluation for the period ending February 29, 2012	MAR-2012
20,783	Other	NAVIGANT CONSULTING INC				1,117.35	908005	357246	Navigator Inv # 357246 -- 2009 to 2012 DSM Portfolio Evaluation for the period ending February 29, 2012	MAR-2012
20,784	Other	NAVIGANT CONSULTING INC				1,001.18	908005	357246	Navigator Inv # 357246 -- 2009 to 2012 DSM Portfolio Evaluation for the period ending February 29, 2012	MAR-2012
20,785	Other	NAVIGANT CONSULTING INC				980.00	908005	357246	Navigator Inv # 357246 -- 2009 to 2012 DSM Portfolio Evaluation for the period ending February 29, 2012	MAR-2012

KENTUCKY UTILITIES COMPANY
Case No. 2012- 00221
Analysis of Professional Services Expenses For the Test Year

(A)	(B)	(C)	(D)	(E)	(F)	(G)	(H)	(I)		
Line No.	Type	Vendor	Rate Case	Audit	Other	Total	Account	Invoice	Description	Period
20,786	Other	NAVIGANT CONSULTING INC				635.06	923900	344370A	PROFESSIONAL SERVICES	NOV-2011
20,787	Other	NAVIGANT CONSULTING INC				7,408.94	923900	344370B	PROFESSIONAL SERVICES	NOV-2011
20,788	Other	NAVIGANT CONSULTING INC				4,159.50	908005	J703-0110-0312 Adjustment USD	Navigator	MAR-2012
20,789	Other	NAVIGANT CONSULTING INC				3,364.00	908005	J703-0110-0312 Adjustment USD	Navigator	MAR-2012
20,790	Other	NAVIGANT CONSULTING INC				1,621.00	908005	J703-0110-0312 Adjustment USD	Navigator	MAR-2012
20,791	Other	NAVIGANT CONSULTING INC				(1,160.00)	908005	Reverses *J703-0110-0311 Adjustment USD	Navigator	APR-2011
20,792	Other	NAVIGANT CONSULTING INC				(1,050.67)	908005	Reverses *J703-0110-0311 Adjustment USD	Navigator	APR-2011
20,793	Other	NAVIGANT CONSULTING INC				(870.00)	908005	Reverses *J703-0110-0311 Adjustment USD	Navigator	APR-2011
20,794	Other	NAVIGANT CONSULTING INC				(306.67)	908005	Reverses *J703-0110-0311 Adjustment USD	Navigator	APR-2011
20,795	Other	NAVIGANT CONSULTING INC				(306.67)	908005	Reverses *J703-0110-0311 Adjustment USD	Navigator	APR-2011
20,796	Other	NAVIGANT CONSULTING INC				(262.67)	908005	Reverses *J703-0110-0311 Adjustment USD	Navigator	APR-2011
20,797	Other	NEI GLOBAL RELOCATION COMPANY				239.44	921903	242197	To pay Invoice 242197 relocation expenses for Chris Jaworowski	Jun-2011
20,798	Other	NEI GLOBAL RELOCATION COMPANY				4,466.00	930207	261733	moving exp Daniel Wheeler	NOV-2011
20,799	Other	NEI GLOBAL RELOCATION COMPANY				243.00	921903	263357	Payment of invoice 263357 - expenses for relocation (Matt Guthrie)	NOV-2011
20,800	Other	NEI GLOBAL RELOCATION COMPANY				484.23	930207	263365	INV 263365	NOV-2011
20,801	Other	NEI GLOBAL RELOCATION COMPANY				5.64	930207	269683	INV 269683 DANIEL WHEELER	Feb-2012
20,802	Other	NEI GLOBAL RELOCATION COMPANY				250.00	930207	277964	INV 277964	MAR-2012
20,803	Other	NELSON TREE SERVICE INC				6,014.16	593004	121001	LABOR-301	Dec-2011
20,804	Other	NELSON TREE SERVICE INC				1,503.54	593004	121001	EQUIP-303	Dec-2011
20,805	Other	NELSON TREE SERVICE INC				10,209.92	593004	121711	LABOR-301	Dec-2011
20,806	Other	NELSON TREE SERVICE INC				2,552.48	593004	121711	EQUIP-303	Dec-2011
20,807	Other	NELSON TREE SERVICE INC				10,209.92	593004	122411	LABOR-301	Dec-2011
20,808	Other	NELSON TREE SERVICE INC				2,552.48	593004	122411	EQUIP-303	Dec-2011
20,809	Other	NELSON TREE SERVICE INC				10,209.92	593004	123111	LABOR-301	Dec-2011
20,810	Other	NELSON TREE SERVICE INC				2,552.48	593004	123111	EQUIP-303	Dec-2011
20,811	Other	NELSON TREE SERVICE INC				7,082.10	593004	480763	LABOR-301	MAY-2011
20,812	Other	NELSON TREE SERVICE INC				1,648.00	593004	480763	EQUIP-303	MAY-2011
20,813	Other	NELSON TREE SERVICE INC				2,314.88	593004	677457	LABOR-301	APR-2011
20,814	Other	NELSON TREE SERVICE INC				686.40	593004	677457	EQUIP-303	APR-2011
20,815	Other	NELSON TREE SERVICE INC				4,528.92	593004	677458	LABOR-301	APR-2011
20,816	Other	NELSON TREE SERVICE INC				774.40	593004	677458	EQUIP-303	APR-2011
20,817	Other	NELSON TREE SERVICE INC				2,025.20	593004	677459	PROJ# 132583- HAZARD CREWS LABOR 301	APR-2011
20,818	Other	NELSON TREE SERVICE INC				832.00	593004	677459	PROJ# 132583- HAZARD CREWS EQUIP. 303	APR-2011
20,819	Other	NELSON TREE SERVICE INC				19,505.77	593004	677460	LABOR-301	APR-2011
20,820	Other	NELSON TREE SERVICE INC				3,995.16	593004	677460	EQUIP-303	APR-2011
20,821	Other	NELSON TREE SERVICE INC				5,805.61	593004	677615	LABOR-301	APR-2011
20,822	Other	NELSON TREE SERVICE INC				921.60	593004	677615	EQUIP-303	APR-2011
20,823	Other	NELSON TREE SERVICE INC				347.40	593004	677616	LABOR-301	APR-2011
20,824	Other	NELSON TREE SERVICE INC				405.04	593004	677617	PROJ# 132583- HAZARD CREWS LABOR 301	APR-2011
20,825	Other	NELSON TREE SERVICE INC				166.40	593004	677617	PROJ# 132583- HAZARD CREWS EQUIP. 303	APR-2011
20,826	Other	NELSON TREE SERVICE INC				8,973.20	593004	677810	LABOR-301	APR-2011
20,827	Other	NELSON TREE SERVICE INC				1,648.00	593004	677810	EQUIP-303	APR-2011
20,828	Other	NELSON TREE SERVICE INC				8,386.11	593004	678203	LABOR-301	APR-2011
20,829	Other	NELSON TREE SERVICE INC				1,585.60	593004	678203	EQUIP-303	APR-2011
20,830	Other	NELSON TREE SERVICE INC				133.20	593004	678437	PROJ# 132636- ROUTINE CREWS LABOR 301	APR-2011
20,831	Other	NELSON TREE SERVICE INC				39.00	593004	678437	PROJ# 132636- ROUTINE CREWS EQUIP. 303	APR-2011
20,832	Other	NELSON TREE SERVICE INC				7,263.87	593004	678438	LABOR-301	APR-2011
20,833	Other	NELSON TREE SERVICE INC				1,485.40	593004	678438	EQUIP-303	APR-2011
20,834	Other	NELSON TREE SERVICE INC				2,348.60	593004	678439	PROJ# 132583- HAZARD CREWS LABOR 301	MAY-2011
20,835	Other	NELSON TREE SERVICE INC				759.20	593004	678439	PROJ# 132583- HAZARD CREWS EQUIP. 303	MAY-2011
20,836	Other	NELSON TREE SERVICE INC				2,131.20	593004	678692	LABOR-301	MAY-2011
20,837	Other	NELSON TREE SERVICE INC				624.00	593004	678692	EQUIP-303	MAY-2011
20,838	Other	NELSON TREE SERVICE INC				4,853.48	593004	678693	LABOR-301	MAY-2011
20,839	Other	NELSON TREE SERVICE INC				994.00	593004	678693	EQUIP-303	MAY-2011
20,840	Other	NELSON TREE SERVICE INC				2,936.30	593004	678694	PROJ# 132583- HAZARD CREWS LABOR 301	MAY-2011
20,841	Other	NELSON TREE SERVICE INC				832.00	593004	678694	PROJ# 132583- HAZARD CREWS EQUIP. 303	MAY-2011
20,842	Other	NELSON TREE SERVICE INC				771.89	593004	678865	1st quarter settlement	MAY-2011
20,843	Other	NELSON TREE SERVICE INC				150.00	593004	678879	Cell phones 1st quarter	MAY-2011
20,844	Other	NELSON TREE SERVICE INC				772.56	593004	679060	PROJ# 132636- ROUTINE CREWS LABOR 301	MAY-2011
20,845	Other	NELSON TREE SERVICE INC				226.20	593004	679060	PROJ# 132636- ROUTINE CREWS EQUIP. 303	MAY-2011

KENTUCKY UTILITIES COMPANY
Case No. 2012- 00221
Analysis of Professional Services Expenses For the Test Year

(A)	(B)	(C)	(D)	(E)	(F)	(G)	(H)	(I)		
Line No.	Type	Vendor	Rate Case	Audit	Other	Total	Account	Invoice	Description	Period
20,846	Other	NELSON TREE SERVICE INC				6,410.24	593004	679061	LABOR-301	MAY-2011
20,847	Other	NELSON TREE SERVICE INC				1,421.80	593004	679061	EQUIP-303	MAY-2011
20,848	Other	NELSON TREE SERVICE INC				2,920.40	593004	679062	PROJ# 132583- HAZARD CREWS LABOR 301	MAY-2011
20,849	Other	NELSON TREE SERVICE INC				832.00	593004	679062	PROJ# 132583- HAZARD CREWS EQUIP. 303	MAY-2011
20,850	Other	NELSON TREE SERVICE INC				3,021.10	593004	679430	PROJ# 132583- HAZARD CREWS LABOR 301	MAY-2011
20,851	Other	NELSON TREE SERVICE INC				832.00	593004	679430	PROJ# 132583- HAZARD CREWS EQUIP. 303	MAY-2011
20,852	Other	NELSON TREE SERVICE INC				6,750.50	593004	679811	LABOR-301	MAY-2011
20,853	Other	NELSON TREE SERVICE INC				1,546.60	593004	679811	EQUIP-303	MAY-2011
20,854	Other	NELSON TREE SERVICE INC				335.72	593004	679812	LABOR-301	MAY-2011
20,855	Other	NELSON TREE SERVICE INC				101.40	593004	679812	EQUIP-303	MAY-2011
20,856	Other	NELSON TREE SERVICE INC				2,949.84	593004	679813	PROJ# 132583- HAZARD CREWS LABOR 301	MAY-2011
20,857	Other	NELSON TREE SERVICE INC				832.00	593004	679813	PROJ# 132583- HAZARD CREWS EQUIP. 303	MAY-2011
20,858	Other	NELSON TREE SERVICE INC				8,389.54	593004	679904	Fuel escalator 10/31/10-4/30/11	MAY-2011
20,859	Other	NELSON TREE SERVICE INC				7,308.84	593004	680086	LABOR-301	Jun-2011
20,860	Other	NELSON TREE SERVICE INC				1,648.00	593004	680086	EQUIP-303	Jun-2011
20,861	Other	NELSON TREE SERVICE INC				2,525.80	593004	680087	PROJ# 132583- HAZARD CREWS LABOR 301	Jun-2011
20,862	Other	NELSON TREE SERVICE INC				832.00	593004	680087	PROJ# 132583- HAZARD CREWS EQUIP. 303	Jun-2011
20,863	Other	NELSON TREE SERVICE INC				1,178.41	593004	680272	LABOR-301	Jun-2011
20,864	Other	NELSON TREE SERVICE INC				241.36	593004	680272	EQUIP-303	Jun-2011
20,865	Other	NELSON TREE SERVICE INC				1,008.15	593004	680273	LABOR-301	Jun-2011
20,866	Other	NELSON TREE SERVICE INC				206.49	593004	680273	EQUIP-303	Jun-2011
20,867	Other	NELSON TREE SERVICE INC				7,276.88	593004	680418	LABOR-301	Jun-2011
20,868	Other	NELSON TREE SERVICE INC				1,578.00	593004	680418	EQUIP-303	Jun-2011
20,869	Other	NELSON TREE SERVICE INC				529.62	593004	680419	PROJ# 132636- ROUTINE CREWS LABOR 301	Jun-2011
20,870	Other	NELSON TREE SERVICE INC				70.00	593004	680419	PROJ# 132636- ROUTINE CREWS EQUIP. 303	Jun-2011
20,871	Other	NELSON TREE SERVICE INC				303.78	593004	680420	PROJ# 132583- HAZARD CREWS LABOR 301	Jun-2011
20,872	Other	NELSON TREE SERVICE INC				124.80	593004	680420	PROJ# 132583- HAZARD CREWS EQUIP. 303	Jun-2011
20,873	Other	NELSON TREE SERVICE INC				7,660.56	593004	680763	LABOR-301	Jun-2011
20,874	Other	NELSON TREE SERVICE INC				1,523.20	593004	680763	EQUIP-303	Jun-2011
20,875	Other	NELSON TREE SERVICE INC				652.24	593004	680764	PROJ# 132636- ROUTINE CREWS LABOR 301	Jun-2011
20,876	Other	NELSON TREE SERVICE INC				124.80	593004	680764	PROJ# 132636- ROUTINE CREWS EQUIP. 303	Jun-2011
20,877	Other	NELSON TREE SERVICE INC				6,462.40	593004	681063	LABOR-301	Jun-2011
20,878	Other	NELSON TREE SERVICE INC				1,318.40	593004	681063	EQUIP-303	Jun-2011
20,879	Other	NELSON TREE SERVICE INC				2,336.32	593004	681064	PROJ# 132583- HAZARD CREWS LABOR 301	JUL-2011
20,880	Other	NELSON TREE SERVICE INC				665.60	593004	681064	PROJ# 132583- HAZARD CREWS EQUIP. 303	JUL-2011
20,881	Other	NELSON TREE SERVICE INC				7,808.71	593004	681409	LABOR-301	JUL-2011
20,882	Other	NELSON TREE SERVICE INC				1,508.50	593004	681409	EQUIP-303	JUL-2011
20,883	Other	NELSON TREE SERVICE INC				506.30	593004	681410	LABOR-301	JUL-2011
20,884	Other	NELSON TREE SERVICE INC				68.40	593004	681410	EQUIP-303	JUL-2011
20,885	Other	NELSON TREE SERVICE INC				3,026.40	593004	681411	PROJ# 132583- HAZARD CREWS LABOR 301	JUL-2011
20,886	Other	NELSON TREE SERVICE INC				832.00	593004	681411	PROJ# 132583- HAZARD CREWS EQUIP. 303	JUL-2011
20,887	Other	NELSON TREE SERVICE INC				4,227.62	593004	681767	LABOR-301	JUL-2011
20,888	Other	NELSON TREE SERVICE INC				866.00	593004	681767	EQUIP-303	JUL-2011
20,889	Other	NELSON TREE SERVICE INC				2,025.20	593004	681768	LABOR-301	JUL-2011
20,890	Other	NELSON TREE SERVICE INC				671.44	593004	681768	PROJ# 132636- ROUTINE CREWS LABOR 301	JUL-2011
20,891	Other	NELSON TREE SERVICE INC				275.30	593004	681768	EQUIP-303	JUL-2011
20,892	Other	NELSON TREE SERVICE INC				158.00	593004	681768	PROJ# 132636- ROUTINE CREWS EQUIP. 303	JUL-2011
20,893	Other	NELSON TREE SERVICE INC				2,575.86	593004	681769	PROJ# 132583- HAZARD CREWS LABOR 301	JUL-2011
20,894	Other	NELSON TREE SERVICE INC				832.00	593004	681769	PROJ# 132583- HAZARD CREWS EQUIP. 303	JUL-2011
20,895	Other	NELSON TREE SERVICE INC				3,889.72	593004	682151	LABOR-301	JUL-2011
20,896	Other	NELSON TREE SERVICE INC				724.40	593004	682151	EQUIP-303	JUL-2011
20,897	Other	NELSON TREE SERVICE INC				2,582.13	593004	682152	LABOR-301	JUL-2011
20,898	Other	NELSON TREE SERVICE INC				479.65	593004	682152	EQUIP-303	JUL-2011
20,899	Other	NELSON TREE SERVICE INC				378.30	593004	682152	PROJ# 132636- ROUTINE CREWS LABOR 301	JUL-2011
20,900	Other	NELSON TREE SERVICE INC				50.00	593004	682152	PROJ# 132636- ROUTINE CREWS EQUIP. 303	JUL-2011
20,901	Other	NELSON TREE SERVICE INC				2,525.80	593004	682153	PROJ# 132583- HAZARD CREWS LABOR 301	JUL-2011
20,902	Other	NELSON TREE SERVICE INC				832.00	593004	682153	PROJ# 132583- HAZARD CREWS EQUIP. 303	JUL-2011
20,903	Other	NELSON TREE SERVICE INC				3,532.70	593004	682714	LABOR-301	JUL-2011
20,904	Other	NELSON TREE SERVICE INC				556.00	593004	682714	EQUIP-303	JUL-2011
20,905	Other	NELSON TREE SERVICE INC				2,414.10	593004	682715	LABOR-301	JUL-2011

KENTUCKY UTILITIES COMPANY
Case No. 2012- 00221
Analysis of Professional Services Expenses For the Test Year

(A)	(B)	(C)	(D)	(E)	(F)	(G)	(H)	(I)		
Line No.	Type	Vendor	Rate Case	Audit	Other	Total	Account	Invoice	Description	Period
20,906	Other	NELSON TREE SERVICE INC				468.00	593004	682715	EQUIP-303	JUL-2011
20,907	Other	NELSON TREE SERVICE INC				2,025.20	593004	682716	PROJ# 132583- HAZARD CREWS LABOR 301	JUL-2011
20,908	Other	NELSON TREE SERVICE INC				832.00	593004	682716	PROJ# 132583- HAZARD CREWS EQUIP. 303	JUL-2011
20,909	Other	NELSON TREE SERVICE INC				2,982.61	593004	683275	LABOR-301	JUL-2011
20,910	Other	NELSON TREE SERVICE INC				1,299.00	593004	683275	EQUIP-303	JUL-2011
20,911	Other	NELSON TREE SERVICE INC				2,577.57	593004	683276	PROJ# 132636- ROUTINE CREWS LABOR 301	JUL-2011
20,912	Other	NELSON TREE SERVICE INC				581.20	593004	683276	PROJ# 132636- ROUTINE CREWS EQUIP. 303	JUL-2011
20,913	Other	NELSON TREE SERVICE INC				1,620.16	593004	683277	PROJ# 132583- HAZARD CREWS LABOR 301	AUG-2011
20,914	Other	NELSON TREE SERVICE INC				665.60	593004	683277	PROJ# 132583- HAZARD CREWS EQUIP. 303	AUG-2011
20,915	Other	NELSON TREE SERVICE INC				3,186.84	593004	683501	LABOR-301	JUL-2011
20,916	Other	NELSON TREE SERVICE INC				1,663.55	593004	683501	EQUIP-303	JUL-2011
20,917	Other	NELSON TREE SERVICE INC				3,607.46	593004	683502	PROJ# 132636- ROUTINE CREWS LABOR 301	JUL-2011
20,918	Other	NELSON TREE SERVICE INC				699.20	593004	683502	PROJ# 132636- ROUTINE CREWS EQUIP. 303	JUL-2011
20,919	Other	NELSON TREE SERVICE INC				2,025.20	593004	683503	PROJ# 132583- HAZARD CREWS LABOR 301	AUG-2011
20,920	Other	NELSON TREE SERVICE INC				832.00	593004	683503	PROJ# 132583- HAZARD CREWS EQUIP. 303	AUG-2011
20,921	Other	NELSON TREE SERVICE INC				(2,372.66)	593004	683695	LABOR-301	AUG-2011
20,922	Other	NELSON TREE SERVICE INC				5,912.88	593004	683787	LABOR-301	AUG-2011
20,923	Other	NELSON TREE SERVICE INC				1,812.00	593004	683787	EQUIP-303	AUG-2011
20,924	Other	NELSON TREE SERVICE INC				1,012.60	593004	683788	PROJ# 132636- ROUTINE CREWS LABOR 301	AUG-2011
20,925	Other	NELSON TREE SERVICE INC				312.00	593004	683788	PROJ# 132636- ROUTINE CREWS EQUIP. 303	AUG-2011
20,926	Other	NELSON TREE SERVICE INC				151.32	593004	683788	LABOR-301	AUG-2011
20,927	Other	NELSON TREE SERVICE INC				20.00	593004	683788	EQUIP-303	AUG-2011
20,928	Other	NELSON TREE SERVICE INC				1,822.68	593004	683789	PROJ# 132583- HAZARD CREWS LABOR 301	AUG-2011
20,929	Other	NELSON TREE SERVICE INC				748.80	593004	683789	PROJ# 132583- HAZARD CREWS EQUIP. 303	AUG-2011
20,930	Other	NELSON TREE SERVICE INC				3,037.80	593004	684137	LABOR-301	AUG-2011
20,931	Other	NELSON TREE SERVICE INC				1,206.75	593004	684137	EQUIP-303	AUG-2011
20,932	Other	NELSON TREE SERVICE INC				1,012.60	593004	684138	PROJ# 132636- ROUTINE CREWS LABOR 301	AUG-2011
20,933	Other	NELSON TREE SERVICE INC				312.00	593004	684138	PROJ# 132636- ROUTINE CREWS EQUIP. 303	AUG-2011
20,934	Other	NELSON TREE SERVICE INC				5,051.60	593004	684139	PROJ# 132583- HAZARD CREWS LABOR 301	AUG-2011
20,935	Other	NELSON TREE SERVICE INC				1,232.00	593004	684139	PROJ# 132583- HAZARD CREWS EQUIP. 303	AUG-2011
20,936	Other	NELSON TREE SERVICE INC				2,025.20	593004	684443	LABOR-301	AUG-2011
20,937	Other	NELSON TREE SERVICE INC				1,230.50	593004	684443	EQUIP-303	AUG-2011
20,938	Other	NELSON TREE SERVICE INC				5,946.80	593004	684444	PROJ# 132583- HAZARD CREWS LABOR 301	AUG-2011
20,939	Other	NELSON TREE SERVICE INC				1,232.00	593004	684444	PROJ# 132583- HAZARD CREWS EQUIP. 303	AUG-2011
20,940	Other	NELSON TREE SERVICE INC				90.00	593004	684739	EQUIP-303	AUG-2011
20,941	Other	NELSON TREE SERVICE INC				90.00	593004	684740	Cell phone billing-2nd quarter	SEP-2011
20,942	Other	NELSON TREE SERVICE INC				2,278.35	593004	684868	LABOR-301	SEP-2011
20,943	Other	NELSON TREE SERVICE INC				782.50	593004	684868	EQUIP-303	SEP-2011
20,944	Other	NELSON TREE SERVICE INC				1,012.60	593004	684869	PROJ# 132636- ROUTINE CREWS LABOR 301	SEP-2011
20,945	Other	NELSON TREE SERVICE INC				312.00	593004	684869	PROJ# 132636- ROUTINE CREWS EQUIP. 303	SEP-2011
20,946	Other	NELSON TREE SERVICE INC				5,051.60	593004	684870	PROJ# 132583- HAZARD CREWS LABOR 301	SEP-2011
20,947	Other	NELSON TREE SERVICE INC				1,232.00	593004	684870	PROJ# 132583- HAZARD CREWS EQUIP. 303	SEP-2011
20,948	Other	NELSON TREE SERVICE INC				2,123.45	593004	685253	LABOR-301	SEP-2011
20,949	Other	NELSON TREE SERVICE INC				372.80	593004	685253	EQUIP-303	SEP-2011
20,950	Other	NELSON TREE SERVICE INC				219.03	593004	685254	PROJ# 132636- ROUTINE CREWS LABOR 301	SEP-2011
20,951	Other	NELSON TREE SERVICE INC				46.80	593004	685254	PROJ# 132636- ROUTINE CREWS EQUIP. 303	SEP-2011
20,952	Other	NELSON TREE SERVICE INC				1,149.08	593004	685255	PROJ# 132583- HAZARD CREWS LABOR 301	SEP-2011
20,953	Other	NELSON TREE SERVICE INC				291.20	593004	685255	PROJ# 132583- HAZARD CREWS EQUIP. 303	SEP-2011
20,954	Other	NELSON TREE SERVICE INC				236.64	593004	685255	PROJ# 132635 MID CYCLE LABOR 301	SEP-2011
20,955	Other	NELSON TREE SERVICE INC				62.40	593004	685255	PROJ# 132635 MID CYCLE EQUIP. 303	SEP-2011
20,956	Other	NELSON TREE SERVICE INC				6,794.30	593004	685585	LABOR-301	SEP-2011
20,957	Other	NELSON TREE SERVICE INC				2,115.50	593004	685585	EQUIP-303	SEP-2011
20,958	Other	NELSON TREE SERVICE INC				506.30	593004	685586	PROJ# 132636- ROUTINE CREWS LABOR 301	SEP-2011
20,959	Other	NELSON TREE SERVICE INC				156.00	593004	685586	PROJ# 132636- ROUTINE CREWS EQUIP. 303	SEP-2011
20,960	Other	NELSON TREE SERVICE INC				2,696.60	593004	685587	PROJ# 132583- HAZARD CREWS LABOR 301	SEP-2011
20,961	Other	NELSON TREE SERVICE INC				832.00	593004	685587	PROJ# 132583- HAZARD CREWS EQUIP. 303	SEP-2011
20,962	Other	NELSON TREE SERVICE INC				506.30	593004	685862	PROJ# 132635 MID CYCLE LABOR 301	SEP-2011
20,963	Other	NELSON TREE SERVICE INC				208.00	593004	685862	PROJ# 132635 MID CYCLE EQUIP. 303	SEP-2011
20,964	Other	NELSON TREE SERVICE INC				1,897.20	593004	685863	PROJ# 132636- ROUTINE CREWS LABOR 301	SEP-2011
20,965	Other	NELSON TREE SERVICE INC				518.00	593004	685863	PROJ# 132636- ROUTINE CREWS EQUIP. 303	SEP-2011

KENTUCKY UTILITIES COMPANY
Case No. 2012- 00221
Analysis of Professional Services Expenses For the Test Year

(A)	(B)	(C)	(D)	(E)	(F)	(G)	(H)	(I)		
Line No.	Type	Vendor	Rate Case	Audit	Other	Total	Account	Invoice	Description	Period
20,966	Other	NELSON TREE SERVICE INC				5,097.58	593004	685864	LABOR-301	SEP-2011
20,967	Other	NELSON TREE SERVICE INC				1,199.00	593004	685864	EQUIP-303	SEP-2011
20,968	Other	NELSON TREE SERVICE INC				2,115.66	593004	685865	PROJ# 132583- HAZARD CREWS LABOR 301	SEP-2011
20,969	Other	NELSON TREE SERVICE INC				624.00	593004	685865	PROJ# 132583- HAZARD CREWS EQUIP. 303	SEP-2011
20,970	Other	NELSON TREE SERVICE INC				1,470.60	593004	686184	PROJ# 132636- ROUTINE CREWS LABOR 301	SEP-2011
20,971	Other	NELSON TREE SERVICE INC				150.00	593004	686184	PROJ# 132636- ROUTINE CREWS EQUIP. 303	SEP-2011
20,972	Other	NELSON TREE SERVICE INC				4,255.25	593004	686185	LABOR-301	SEP-2011
20,973	Other	NELSON TREE SERVICE INC				1,418.65	593004	686185	EQUIP-303	SEP-2011
20,974	Other	NELSON TREE SERVICE INC				1,417.64	593004	686186	PROJ# 132583- HAZARD CREWS LABOR 301	OCT-2011
20,975	Other	NELSON TREE SERVICE INC				582.40	593004	686186	PROJ# 132583- HAZARD CREWS EQUIP. 303	OCT-2011
20,976	Other	NELSON TREE SERVICE INC				1,460.20	593004	686389	PROJ# 132635 MID CYCLE LABOR 301	OCT-2011
20,977	Other	NELSON TREE SERVICE INC				416.00	593004	686389	PROJ# 132635 MID CYCLE EQUIP. 303	OCT-2011
20,978	Other	NELSON TREE SERVICE INC				1,012.60	593004	686390	PROJ# 132583- HAZARD CREWS LABOR 301	OCT-2011
20,979	Other	NELSON TREE SERVICE INC				416.00	593004	686390	PROJ# 132583- HAZARD CREWS EQUIP. 303	OCT-2011
20,980	Other	NELSON TREE SERVICE INC				3,562.25	593004	686391	PROJ# 132636- ROUTINE CREWS LABOR 301	OCT-2011
20,981	Other	NELSON TREE SERVICE INC				590.00	593004	686391	PROJ# 132636- ROUTINE CREWS EQUIP. 303	OCT-2011
20,982	Other	NELSON TREE SERVICE INC				1,230.70	593004	686392	LABOR-301	OCT-2011
20,983	Other	NELSON TREE SERVICE INC				116.00	593004	686392	EQUIP-303	OCT-2011
20,984	Other	NELSON TREE SERVICE INC				1,316.38	593004	686671	PROJ# 132635 MID CYCLE LABOR 301	NOV-2011
20,985	Other	NELSON TREE SERVICE INC				474.80	593004	686671	PROJ# 132635 MID CYCLE EQUIP. 303	NOV-2011
20,986	Other	NELSON TREE SERVICE INC				1,502.80	593004	686672	PROJ# 132636- ROUTINE CREWS LABOR 301	OCT-2011
20,987	Other	NELSON TREE SERVICE INC				355.00	593004	686672	PROJ# 132636- ROUTINE CREWS EQUIP. 303	OCT-2011
20,988	Other	NELSON TREE SERVICE INC				6,266.68	593004	686673	LABOR-301	OCT-2011
20,989	Other	NELSON TREE SERVICE INC				1,565.75	593004	686673	EQUIP-303	OCT-2011
20,990	Other	NELSON TREE SERVICE INC				1,265.75	593004	687392	PROJ# 132635 MID CYCLE LABOR 301	OCT-2011
20,991	Other	NELSON TREE SERVICE INC				520.00	593004	687392	PROJ# 132635 MID CYCLE EQUIP. 303	OCT-2011
20,992	Other	NELSON TREE SERVICE INC				253.15	593004	687393	PROJ# 132583- HAZARD CREWS LABOR 301	OCT-2011
20,993	Other	NELSON TREE SERVICE INC				104.00	593004	687393	PROJ# 132583- HAZARD CREWS EQUIP. 303	OCT-2011
20,994	Other	NELSON TREE SERVICE INC				1,164.25	593004	687394	PROJ# 132636- ROUTINE CREWS LABOR 301	OCT-2011
20,995	Other	NELSON TREE SERVICE INC				165.00	593004	687394	PROJ# 132636- ROUTINE CREWS EQUIP. 303	OCT-2011
20,996	Other	NELSON TREE SERVICE INC				5,353.05	593004	687395	LABOR-301	OCT-2011
20,997	Other	NELSON TREE SERVICE INC				1,811.00	593004	687395	EQUIP-303	OCT-2011
20,998	Other	NELSON TREE SERVICE INC				357.15	593004	687812	PROJ# 132635 MID CYCLE LABOR 301	NOV-2011
20,999	Other	NELSON TREE SERVICE INC				1,772.05	593004	687813	PROJ# 132583- HAZARD CREWS LABOR 301	NOV-2011
21,000	Other	NELSON TREE SERVICE INC				728.00	593004	687813	PROJ# 132583- HAZARD CREWS EQUIP. 303	NOV-2011
21,001	Other	NELSON TREE SERVICE INC				1,035.92	593004	687814	PROJ# 132636- ROUTINE CREWS LABOR 301	NOV-2011
21,002	Other	NELSON TREE SERVICE INC				196.60	593004	687814	PROJ# 132636- ROUTINE CREWS EQUIP. 303	NOV-2011
21,003	Other	NELSON TREE SERVICE INC				6,040.88	593004	687815	LABOR-301	NOV-2011
21,004	Other	NELSON TREE SERVICE INC				1,741.15	593004	687815	EQUIP-303	NOV-2011
21,005	Other	NELSON TREE SERVICE INC				1,407.15	593004	688051	PROJ# 132635 MID CYCLE LABOR 301	NOV-2011
21,006	Other	NELSON TREE SERVICE INC				2,049.05	593004	688052	PROJ# 132583- HAZARD CREWS LABOR 301	NOV-2011
21,007	Other	NELSON TREE SERVICE INC				520.00	593004	688052	PROJ# 132583- HAZARD CREWS EQUIP. 303	NOV-2011
21,008	Other	NELSON TREE SERVICE INC				378.30	593004	688053	PROJ# 132636- ROUTINE CREWS LABOR 301	NOV-2011
21,009	Other	NELSON TREE SERVICE INC				29.00	593004	688053	PROJ# 132636- ROUTINE CREWS EQUIP. 303	NOV-2011
21,010	Other	NELSON TREE SERVICE INC				4,979.65	593004	688054	LABOR-301	NOV-2011
21,011	Other	NELSON TREE SERVICE INC				749.00	593004	688054	EQUIP-303	NOV-2011
21,012	Other	NELSON TREE SERVICE INC				666.98	593004	688389	Settlement 3rd quarter	NOV-2011
21,013	Other	NELSON TREE SERVICE INC				90.00	593004	688397	CELL PHONE BILLING 3RD QUARTER	NOV-2011
21,014	Other	NELSON TREE SERVICE INC				90.00	593004	688398	CELL PHONE BILLING 3RD QUARTER	NOV-2011
21,015	Other	NELSON TREE SERVICE INC				2,592.86	593004	688457	PROJ# 132636- ROUTINE CREWS LABOR 301	NOV-2011
21,016	Other	NELSON TREE SERVICE INC				319.40	593004	688457	PROJ# 132636- ROUTINE CREWS EQUIP. 303	NOV-2011
21,017	Other	NELSON TREE SERVICE INC				3,076.21	593004	688458	LABOR-301	NOV-2011
21,018	Other	NELSON TREE SERVICE INC				445.80	593004	688458	EQUIP-303	NOV-2011
21,019	Other	NELSON TREE SERVICE INC				2,025.20	593004	688459	PROJ# 132583- HAZARD CREWS LABOR 301	NOV-2011
21,020	Other	NELSON TREE SERVICE INC				832.00	593004	688459	PROJ# 132583- HAZARD CREWS EQUIP. 303	NOV-2011
21,021	Other	NELSON TREE SERVICE INC				2,829.30	593004	688867	PROJ# 132636- ROUTINE CREWS LABOR 301	NOV-2011
21,022	Other	NELSON TREE SERVICE INC				258.00	593004	688867	PROJ# 132636- ROUTINE CREWS EQUIP. 303	NOV-2011
21,023	Other	NELSON TREE SERVICE INC				980.40	593004	688868	LABOR-301	NOV-2011
21,024	Other	NELSON TREE SERVICE INC				86.00	593004	688868	EQUIP-303	NOV-2011
21,025	Other	NELSON TREE SERVICE INC				3,155.20	593004	688869	PROJ# 132583- HAZARD CREWS LABOR 301	NOV-2011

KENTUCKY UTILITIES COMPANY
Case No. 2012- 00221
Analysis of Professional Services Expenses For the Test Year

(A)	(B)	(C)	(D)	(E)	(F)	(G)	(H)	(I)		
Line No.	Type	Vendor	Rate Case	Audit	Other	Total	Account	Invoice	Description	Period
21,026	Other	NELSON TREE SERVICE INC				832.00	593004	688869	PROJ# 132583- HAZARD CREWS EQUIP. 303	NOV-2011
21,027	Other	NELSON TREE SERVICE INC				971.88	593004	689203	PROJ# 132636- ROUTINE CREWS LABOR 301	NOV-2011
21,028	Other	NELSON TREE SERVICE INC				77.40	593004	689203	PROJ# 132636- ROUTINE CREWS EQUIP. 303	NOV-2011
21,029	Other	NELSON TREE SERVICE INC				3,240.66	593004	689204	LABOR-301	NOV-2011
21,030	Other	NELSON TREE SERVICE INC				266.60	593004	689204	EQUIP-303	NOV-2011
21,031	Other	NELSON TREE SERVICE INC				2,731.45	593004	689205	PROJ# 132583- HAZARD CREWS LABOR 301	Dec-2011
21,032	Other	NELSON TREE SERVICE INC				832.00	593004	689205	PROJ# 132583- HAZARD CREWS EQUIP. 303	Dec-2011
21,033	Other	NELSON TREE SERVICE INC				8,955.18	593004	689366	Fuel escalator 5/01/11 - 10/29/11	NOV-2011
21,034	Other	NELSON TREE SERVICE INC				2,212.27	593004	689367	Fuel escalator 5/01/11 - 10/29/11	Dec-2011
21,035	Other	NELSON TREE SERVICE INC				1,514.20	593004	689667	PROJ# 132636- ROUTINE CREWS LABOR 301	Dec-2011
21,036	Other	NELSON TREE SERVICE INC				242.00	593004	689667	PROJ# 132636- ROUTINE CREWS EQUIP. 303	Dec-2011
21,037	Other	NELSON TREE SERVICE INC				3,080.55	593004	689668	LABOR-301	Dec-2011
21,038	Other	NELSON TREE SERVICE INC				532.40	593004	689668	EQUIP-303	Dec-2011
21,039	Other	NELSON TREE SERVICE INC				1,211.36	593004	689669	LABOR-301	Dec-2011
21,040	Other	NELSON TREE SERVICE INC				1,547.10	593004	689670	PROJ# 132583- HAZARD CREWS LABOR 301	Dec-2011
21,041	Other	NELSON TREE SERVICE INC				624.00	593004	689670	PROJ# 132583- HAZARD CREWS EQUIP. 303	Dec-2011
21,042	Other	NELSON TREE SERVICE INC				5,601.00	593004	689967	LABOR-301	Dec-2011
21,043	Other	NELSON TREE SERVICE INC				968.00	593004	689967	EQUIP-303	Dec-2011
21,044	Other	NELSON TREE SERVICE INC				2,518.60	593004	689968	PROJ# 132583- HAZARD CREWS LABOR 301	Dec-2011
21,045	Other	NELSON TREE SERVICE INC				832.00	593004	689968	PROJ# 132583- HAZARD CREWS EQUIP. 303	Dec-2011
21,046	Other	NELSON TREE SERVICE INC				412.56	593004	689989	PROJ# 132583- HAZARD CREWS LABOR 301	Dec-2011
21,047	Other	NELSON TREE SERVICE INC				2,826.30	593004	690180	PROJ# 132636- ROUTINE CREWS LABOR 301	Dec-2011
21,048	Other	NELSON TREE SERVICE INC				571.20	593004	690180	PROJ# 132636- ROUTINE CREWS EQUIP. 303	Dec-2011
21,049	Other	NELSON TREE SERVICE INC				2,085.10	593004	690181	LABOR-301	Dec-2011
21,050	Other	NELSON TREE SERVICE INC				310.80	593004	690181	EQUIP-303	Dec-2011
21,051	Other	NELSON TREE SERVICE INC				2,230.80	593004	690182	PROJ# 132583- HAZARD CREWS LABOR 301	Dec-2011
21,052	Other	NELSON TREE SERVICE INC				624.00	593004	690182	PROJ# 132583- HAZARD CREWS EQUIP. 303	Dec-2011
21,053	Other	NELSON TREE SERVICE INC				7,440.48	593004	690423	LABOR-301	Dec-2011
21,054	Other	NELSON TREE SERVICE INC				1,044.00	593004	690423	EQUIP-303	Dec-2011
21,055	Other	NELSON TREE SERVICE INC				4,865.52	593004	690424	LABOR-301	Dec-2011
21,056	Other	NELSON TREE SERVICE INC				380.00	593004	690424	EQUIP-303	Dec-2011
21,057	Other	NELSON TREE SERVICE INC				2,746.50	593004	690425	PROJ# 132583- HAZARD CREWS LABOR 301	Dec-2011
21,058	Other	NELSON TREE SERVICE INC				832.00	593004	690425	PROJ# 132583- HAZARD CREWS EQUIP. 303	Dec-2011
21,059	Other	NELSON TREE SERVICE INC				6,160.08	593004	692244	LABOR-301	Feb-2012
21,060	Other	NELSON TREE SERVICE INC				888.00	593004	692244	EQUIP-303	Feb-2012
21,061	Other	NELSON TREE SERVICE INC				2,974.40	593004	692245	PROJ# 132583- EXTERNAL HAZARD CREW WORK LABOR 0301	Feb-2012
21,062	Other	NELSON TREE SERVICE INC				832.00	593004	692245	PROJ# 132583- EXTERNAL HAZARD CREW WORK EQUIP 0303	Feb-2012
21,063	Other	NELSON TREE SERVICE INC				6,956.50	593004	692402	LABOR-301	Feb-2012
21,064	Other	NELSON TREE SERVICE INC				968.00	593004	692402	EQUIP-303	Feb-2012
21,065	Other	NELSON TREE SERVICE INC				2,968.45	593004	692403	PROJ# 132583- EXTERNAL HAZARD CREW WORK LABOR 0301	Feb-2012
21,066	Other	NELSON TREE SERVICE INC				832.00	593004	692403	PROJ# 132583- EXTERNAL HAZARD CREW WORK EQUIP 0303	Feb-2012
21,067	Other	NELSON TREE SERVICE INC				3,511.19	593004	692596	4th quarter settlement	Feb-2012
21,068	Other	NELSON TREE SERVICE INC				1,280.40	593004	692632	PROJ# 132583- EXTERNAL HAZARD TREE WORK LABOR 0301	Feb-2012
21,069	Other	NELSON TREE SERVICE INC				100.00	593004	692632	PROJ# 132583- EXTERNAL HAZARD TREE WORK EQUIP 0303	Feb-2012
21,070	Other	NELSON TREE SERVICE INC				5,904.00	593004	692633	LABOR-301	Feb-2012
21,071	Other	NELSON TREE SERVICE INC				868.00	593004	692633	EQUIP-303	Feb-2012
21,072	Other	NELSON TREE SERVICE INC				3,658.00	593004	692634	PROJ# 132583- EXTERNAL HAZARD CREW WORK LABOR 0301	Feb-2012
21,073	Other	NELSON TREE SERVICE INC				1,002.00	593004	692634	PROJ# 132583- EXTERNAL HAZARD CREW WORK EQUIP 0303	Feb-2012
21,074	Other	NELSON TREE SERVICE INC				7,472.20	593004	692902	LABOR-301	Feb-2012
21,075	Other	NELSON TREE SERVICE INC				1,037.00	593004	692902	EQUIP-303	Feb-2012
21,076	Other	NELSON TREE SERVICE INC				2,311.80	593004	692903	PROJ# 132583- EXTERNAL HAZARD CREW WORK LABOR 0301	Feb-2012
21,077	Other	NELSON TREE SERVICE INC				624.00	593004	692903	PROJ# 132583- EXTERNAL HAZARD CREW WORK EQUIP 0303	Feb-2012
21,078	Other	NELSON TREE SERVICE INC				515.70	593004	693098	PROJ# 132583- EXTERNAL HAZARD TREE WORK LABOR 0301	Feb-2012
21,079	Other	NELSON TREE SERVICE INC				142.00	593004	693098	PROJ# 132583- EXTERNAL HAZARD TREE WORK EQUIP 0303	Feb-2012
21,080	Other	NELSON TREE SERVICE INC				6,956.50	593004	693099	LABOR-301	Feb-2012
21,081	Other	NELSON TREE SERVICE INC				911.00	593004	693099	EQUIP-303	Feb-2012
21,082	Other	NELSON TREE SERVICE INC				308.24	593004	693100	PROJ# 132635- EXTERNAL MIDCYCLE CREW WORK LABOR 0301	Feb-2012
21,083	Other	NELSON TREE SERVICE INC				83.20	593004	693100	PROJ# 132635- EXTERNAL MIDCYCLE CREW WORK EQUIP 0303	Feb-2012

KENTUCKY UTILITIES COMPANY
Case No. 2012- 00221
Analysis of Professional Services Expenses For the Test Year

(A)	(B)	(C)	(D)	(E)	(F)	(G)	(H)	(I)		
Line No.	Type	Vendor	Rate Case	Audit	Other	Total	Account	Invoice	Description	Period
21,084	Other	NELSON TREE SERVICE INC				2,546.26	593004	693101	PROJ# 132583- EXTERNAL HAZARD CREW WORK LABOR 0301	Feb-2012
21,085	Other	NELSON TREE SERVICE INC				748.80	593004	693101	PROJ# 132583- EXTERNAL HAZARD CREW WORK EQUIP 0303	Feb-2012
21,086	Other	NELSON TREE SERVICE INC				2,176.68	593004	693349	PROJ# 132583- EXTERNAL HAZARD TREE WORK LABOR 0301	Feb-2012
21,087	Other	NELSON TREE SERVICE INC				170.00	593004	693349	PROJ# 132583- EXTERNAL HAZARD TREE WORK EQUIP 0303	Feb-2012
21,088	Other	NELSON TREE SERVICE INC				5,067.62	593004	693350	LABOR-301	Feb-2012
21,089	Other	NELSON TREE SERVICE INC				883.00	593004	693350	EQUIP-303	Feb-2012
21,090	Other	NELSON TREE SERVICE INC				1,387.08	593004	693351	PROJ# 132635- EXTERNAL MIDCYCLE CREW WORK LABOR 0301	Feb-2012
21,091	Other	NELSON TREE SERVICE INC				374.40	593004	693351	PROJ# 132635- EXTERNAL MIDCYCLE CREW WORK EQUIP 0303	Feb-2012
21,092	Other	NELSON TREE SERVICE INC				1,810.44	593004	693352	PROJ# 132583- EXTERNAL HAZARD CREW WORK LABOR 0301	Feb-2012
21,093	Other	NELSON TREE SERVICE INC				491.60	593004	693352	PROJ# 132583- EXTERNAL HAZARD CREW WORK EQUIP 0303	Feb-2012
21,094	Other	NELSON TREE SERVICE INC				512.16	593004	693754	LABOR-301	MAR-2012
21,095	Other	NELSON TREE SERVICE INC				40.00	593004	693754	EQUIP-303	MAR-2012
21,096	Other	NELSON TREE SERVICE INC				6,732.14	593004	693953	LABOR-301	MAR-2012
21,097	Other	NELSON TREE SERVICE INC				1,013.00	593004	693953	EQUIP-303	MAR-2012
21,098	Other	NELSON TREE SERVICE INC				1,772.38	593004	693955	PROJ# 132583- EXTERNAL HAZARD CREW WORK LABOR 0301	MAR-2012
21,099	Other	NELSON TREE SERVICE INC				282.40	593004	693955	PROJ# 132583- EXTERNAL HAZARD CREW WORK EQUIP 0303	MAR-2012
21,100	Other	NELSON TREE SERVICE INC				1,497.75	593004	694126	PROJ# 132583- EXTERNAL HAZARD TREE WORK LABOR 0301	MAR-2012
21,101	Other	NELSON TREE SERVICE INC				213.00	593004	694126	PROJ# 132583- EXTERNAL HAZARD TREE WORK EQUIP 0303	MAR-2012
21,102	Other	NELSON TREE SERVICE INC				6,910.69	593004	694127	LABOR-301	MAR-2012
21,103	Other	NELSON TREE SERVICE INC				800.00	593004	694127	EQUIP-303	MAR-2012
21,104	Other	NELSON TREE SERVICE INC				512.16	593004	694128	LABOR-301	MAR-2012
21,105	Other	NELSON TREE SERVICE INC				40.00	593004	694128	EQUIP-303	MAR-2012
21,106	Other	NELSON TREE SERVICE INC				770.60	593004	694129	PROJ# 132583- EXTERNAL HAZARD CREW WORK LABOR 0301	MAR-2012
21,107	Other	NELSON TREE SERVICE INC				208.00	593004	694129	PROJ# 132583- EXTERNAL HAZARD CREW WORK EQUIP 0303	MAR-2012
21,108	Other	NELSON TREE SERVICE INC				7,499.20	593004	694341	LABOR-301	MAR-2012
21,109	Other	NELSON TREE SERVICE INC				1,053.00	593004	694341	EQUIP-303	MAR-2012
21,110	Other	NELSON TREE SERVICE INC				2,700.05	593004	694342	PROJ# 132583- EXTERNAL HAZARD CREW WORK LABOR 0301	MAR-2012
21,111	Other	NELSON TREE SERVICE INC				832.00	593004	694342	PROJ# 132583- EXTERNAL HAZARD CREW WORK EQUIP 0303	MAR-2012
21,112	Other	NELSON TREE SERVICE INC				1,427.28	593004	694343	INVOICE NO. 694343 - LABOR	MAR-2012
21,113	Other	NELSON TREE SERVICE INC				46.40	593004	694343	INVOICE NO. 694343 - EQUIP	MAR-2012
21,114	Other	NELSON TREE SERVICE INC				542.70	593004	694758	PROJ# 132583- EXTERNAL HAZARD TREE WORK LABOR 0301	MAR-2012
21,115	Other	NELSON TREE SERVICE INC				208.00	593004	694758	PROJ# 132583- EXTERNAL HAZARD TREE WORK EQUIP 0303	MAR-2012
21,116	Other	NELSON TREE SERVICE INC				9,034.64	593004	694759	LABOR-301	MAR-2012
21,117	Other	NELSON TREE SERVICE INC				1,712.20	593004	694759	EQUIP-303	MAR-2012
21,118	Other	NELSON TREE SERVICE INC				231.18	593004	694760	PROJ# 132635- EXTERNAL MIDCYCLE CREW WORK LABOR 0301	MAR-2012
21,119	Other	NELSON TREE SERVICE INC				62.40	593004	694760	PROJ# 132635- EXTERNAL MIDCYCLE CREW WORK EQUIP 0303	MAR-2012
21,120	Other	NELSON TREE SERVICE INC				2,851.22	593004	694761	PROJ# 132583- EXTERNAL HAZARD CREW WORK LABOR 0301	MAR-2012
21,121	Other	NELSON TREE SERVICE INC				769.60	593004	694761	PROJ# 132583- EXTERNAL HAZARD CREW WORK EQUIP 0303	MAR-2012
21,122	Other	NELSON TREE SERVICE INC				9,463.39	593004	694903	LABOR-301	MAR-2012
21,123	Other	NELSON TREE SERVICE INC				1,920.20	593004	694903	EQUIP-303	MAR-2012
21,124	Other	NELSON TREE SERVICE INC				150.00	593004	695076	EQUIP-303	MAR-2012
21,125	Other	NELSON TREE SERVICE INC				846.00	593004	010112REG	LABOR-301	Feb-2012
21,126	Other	NELSON TREE SERVICE INC				211.50	593004	010112REG	EQUIP-303	Feb-2012
21,127	Other	NELSON TREE SERVICE INC				6,623.54	593004	121011A	PROJ# 132583- HAZARD CREWS LABOR 301	Dec-2011
21,128	Other	NELSON TREE SERVICE INC				1,117.00	593004	121011A	PROJ# 132583- HAZARD CREWS EQUIP. 303	Dec-2011
21,129	Other	NELSON TREE SERVICE INC				2,974.40	593004	121711A	PROJ# 132583- HAZARD CREWS LABOR 301	Dec-2011
21,130	Other	NELSON TREE SERVICE INC				832.00	593004	121711A	PROJ# 132583- HAZARD CREWS EQUIP. 303	Dec-2011
21,131	Other	NELSON TREE SERVICE INC				2,230.80	593004	122411A	PROJ# 132583- HAZARD CREWS LABOR 301	Dec-2011
21,132	Other	NELSON TREE SERVICE INC				624.00	593004	122411A	PROJ# 132583- HAZARD CREWS EQUIP. 303	Dec-2011
21,133	Other	NELSON TREE SERVICE INC				2,974.40	593004	123111A	PROJ# 132583- HAZARD CREWS LABOR 301	Dec-2011
21,134	Other	NELSON TREE SERVICE INC				832.00	593004	123111A	PROJ# 132583- HAZARD CREWS EQUIP. 303	Dec-2011
21,135	Other	NELSON TREE SERVICE INC				44,478.00	593004	J703-0110-0312 Adjustment USD	Nelson Tree Services	MAR-2012
21,136	Other	NELSON TREE SERVICE INC				7,650.00	593004	J703-0110-0312 Adjustment USD	Nelson Tree Services	MAR-2012
21,137	Other	NELSON TREE SERVICE INC				(25,453.00)	593004	Reverses *J703-0110-0311 Adjustment USD	Nelson Tree Services	APR-2011
21,138	Other	NELSON TREE SERVICE INC				(20,552.00)	593004	Reverses *J703-0110-0311 Adjustment USD	Nelson Tree Services	APR-2011
21,139	Other	NELSON TREE SERVICE INC				(9,143.00)	593004	Reverses *J703-0110-0311 Adjustment USD	Nelson Tree Services	APR-2011
21,140	Other	NETGAIN TECHNOLOGIES INC				381.87	588100	38865	To pay Invoice 38865 date 3/31/2011 for cable install	APR-2011

KENTUCKY UTILITIES COMPANY
Case No. 2012- 00221
Analysis of Professional Services Expenses For the Test Year

(A)	(B)	(C)	(D)	(E)	(F)	(G)	(H)	(I)		
Line No.	Type	Vendor	Rate Case	Audit	Other	Total	Account	Invoice	Description	Period
21,141	Other	NETGAIN TECHNOLOGIES INC				(44.22)	588100	38865	CABLE INSTALL	APR-2011
21,142	Other	NETGAIN TECHNOLOGIES INC				825.00	903003	40261	To pay Invoice 40261 for cable install	Jun-2011
21,143	Other	NETGAIN TECHNOLOGIES INC				486.48	903003	40412	To pay Invoice 40412 for cable install	Jun-2011
21,144	Other	NETGAIN TECHNOLOGIES INC				209.75	935402	44666	Install data cable	SEP-2011
21,145	Other	NETGAIN TECHNOLOGIES INC				140.00	935402	44678	Repair cable not working	SEP-2011
21,146	Other	NETGAIN TECHNOLOGIES INC				140.00	921003	45469	cable install labor plus travel charges	NOV-2011
21,147	Other	NETGAIN TECHNOLOGIES INC				414.00	511100	47428	install 1 data cable @ EW Brown date of service 12-28-11	Jan-2012
21,148	Other	NETGAIN TECHNOLOGIES INC				1,063.00	511100	48862	To pay invoice 48862 install 2 data cables E & I shop-EW Brown	Feb-2012
21,149	Other	NEUCO INC				33,333.00	506100	2737	ANNUAL CUSTOMER SUPPORT SERVICES FOR UNIT 2 AT KU BROWN PLANT - CSS PERIOD: 01/01/12 - 12/31/12	MAR-2012
21,150	Other	NEW AGE TECHNOLOGIES INC				6,507.20	923900	211000863	Temporary IT Resource (Kenneth Pryor)	SEP-2011
21,151	Other	NEW AGE TECHNOLOGIES INC				3,022.80	935488	211000864	Temporary IT Resources - Aaron Spaniak	SEP-2011
21,152	Other	NEW AGE TECHNOLOGIES INC				5,854.10	923900	211002250	Temporary IT Resource (Kenneth Pryor)	Feb-2012
21,153	Other	NEW AGE TECHNOLOGIES INC				1,182.72	935488	211002258	Temporary IT Resources - Aaron Spaniak	Feb-2012
21,154	Other	NEW AGE TECHNOLOGIES INC				4,526.90	923900	211005845	Temporary IT Resource (Kenneth Pryor)	Jun-2011
21,155	Other	NEW AGE TECHNOLOGIES INC				5,658.10	923900	211007761	Temporary IT Resource (Kenneth Pryor)	JUL-2011
21,156	Other	NEW AGE TECHNOLOGIES INC				5,658.10	923900	211008067	Temporary IT Resource (Kenneth Pryor)	AUG-2011
21,157	Other	NEW AGE TECHNOLOGIES INC				5,940.90	923900	211010063	Temporary IT Resource (Kenneth Pryor)	OCT-2011
21,158	Other	NEW AGE TECHNOLOGIES INC				2,571.03	935488	211010064	Temporary IT Resources - Aaron Spaniak	OCT-2011
21,159	Other	NEW AGE TECHNOLOGIES INC				5,940.90	923900	211011145	Temporary IT Resource (Kenneth Pryor)	NOV-2011
21,160	Other	NEW AGE TECHNOLOGIES INC				2,234.10	935488	211011146	Temporary IT Resources - Aaron Spaniak	NOV-2011
21,161	Other	NEW AGE TECHNOLOGIES INC				5,658.10	923900	211011638	Temporary IT Resource (Kenneth Pryor)	Dec-2011
21,162	Other	NEW AGE TECHNOLOGIES INC				2,332.77	935488	211011639	Temporary IT Resources - Aaron Spaniak	Dec-2011
21,163	Other	NEW AGE TECHNOLOGIES INC				5,658.10	923900	212001077	Temporary IT Resource (Kenneth Pryor)	Jan-2012
21,164	Other	NEW AGE TECHNOLOGIES INC				2,497.11	935488	212001078	Temporary IT Resources - Aaron Spaniak	Jan-2012
21,165	Other	NEW AGE TECHNOLOGIES INC				2,787.40	923900	212003067	Temporary IT Resource (Kenneth Pryor)	MAR-2012
21,166	Other	NEXUM INC				560.02	935488	17001	Nexum Security Services (4.5 hours @ \$250 hr)	Jan-2012
21,167	Other	NEXUM INC				414.42	935488	17130	Nexum Security Services (3.33 hours @ \$250 hr) January	Feb-2012
21,168	Other	NICK BONURA PHOTOGRAPHY				137.50	500900	111611TC	Invoice # 111611TC Date: 11-28-11 Photography Fees & Expenses SBI Event 2011	Dec-2011
21,169	Other	NICK BONURA PHOTOGRAPHY				75.00	580100	111611TC	Invoice # 111611TC Date: 11-28-11 Photography Fees & Expenses SBI Event 2011	Dec-2011
21,170	Other	NICK BONURA PHOTOGRAPHY				61.75	921903	111611TC	Invoice # 111611TC Date: 11-28-11 Photography Fees & Expenses SBI Event 2011	Dec-2011
21,171	Other	NICK BONURA PHOTOGRAPHY				16.25	921903	111611TC	Invoice # 111611TC Date: 11-28-11 Photography Fees & Expenses SBI Event 2011	Dec-2011
21,172	Other	NICK BONURA PHOTOGRAPHY				13.50	921902	111611TC	Invoice # 111611TC Date: 11-28-11 Photography Fees & Expenses SBI Event 2011	Dec-2011
21,173	Other	NICK BONURA PHOTOGRAPHY				12.75	921902	111611TC	Invoice # 111611TC Date: 11-28-11 Photography Fees & Expenses SBI Event 2011	Dec-2011
21,174	Other	NICK BONURA PHOTOGRAPHY				12.50	921903	111611TC	Invoice # 111611TC Date: 11-28-11 Photography Fees & Expenses SBI Event 2011	Dec-2011
21,175	Other	NICK BONURA PHOTOGRAPHY				12.25	921902	111611TC	Invoice # 111611TC Date: 11-28-11 Photography Fees & Expenses SBI Event 2011	Dec-2011
21,176	Other	OCCUPATIONAL PHYSICIAN SERVICES OF LOUISVILLE PSC				10.68	500900	79422	Additional funds for DOT Drug Screening, Breathe Alcohol Testing, and Work Examinations for Project Engineering	MAY-2011
21,177	Other	OCCUPATIONAL PHYSICIAN SERVICES OF LOUISVILLE PSC				54.29	500900	80442	Additional funds for DOT Drug Screening, Breathe Alcohol Testing, and Work Examinations for Project Engineering	MAY-2011
21,178	Other	OCCUPATIONAL PHYSICIAN SERVICES OF LOUISVILLE PSC				36.49	500900	80591	Additional funds for DOT Drug Screening, Breathe Alcohol Testing, and Work Examinations for Project Engineering	MAY-2011
21,179	Other	OCCUPATIONAL PHYSICIAN SERVICES OF LOUISVILLE PSC				54.29	500900	80753	Additional funds for DOT Drug Screening, Breathe Alcohol Testing, and Work Examinations for Project Engineering	MAY-2011
21,180	Other	OCCUPATIONAL PHYSICIAN SERVICES OF LOUISVILLE PSC				10.68	500900	80845	Additional funds for DOT Drug Screening, Breathe Alcohol Testing, and Work Examinations for Project Engineering	Jun-2011
21,181	Other	OCCUPATIONAL PHYSICIAN SERVICES OF LOUISVILLE PSC				54.29	500900	81245	Additional funds for DOT Drug Screening, Breathe Alcohol Testing, and Work Examinations for Project Engineering	MAY-2011
21,182	Other	OCCUPATIONAL PHYSICIAN SERVICES OF LOUISVILLE PSC				54.29	500900	84423	Additional funds for DOT Drug Screening, Breathe Alcohol Testing, and Work Examinations for Project Engineering	JUL-2011
21,183	Other	OCCUPATIONAL PHYSICIAN SERVICES OF LOUISVILLE PSC				54.29	500900	85368	Additional funds for DOT Drug Screening, Breathe Alcohol Testing, and Work Examinations for Project Engineering	AUG-2011

KENTUCKY UTILITIES COMPANY
Case No. 2012- 00221
Analysis of Professional Services Expenses For the Test Year

(A)	(B)	(C)	(D)	(E)	(F)	(G)	(H)	(I)		
Line No.	Type	Vendor	Rate Case	Audit	Other	Total	Account	Invoice	Description	Period
21,184	Other	OCCUPATIONAL PHYSICIAN SERVICES OF LOUISVILLE PSC				54.29	500900	85532	Additional funds for DOT Drug Screening, Breathe Alcohol Testing, and Work Examinations for Project Engineering p	AUG-2011
21,185	Other	OCCUPATIONAL PHYSICIAN SERVICES OF LOUISVILLE PSC				54.29	500900	85718	Additional funds for DOT Drug Screening, Breathe Alcohol Testing, and Work Examinations for Project Engineering	AUG-2011
21,186	Other	OCCUPATIONAL PHYSICIAN SERVICES OF LOUISVILLE PSC				36.00	908005	86400	Occupational Physician Services Inv. #86400 -- Onsite DOT/BAT Drug Test 7/27/11	OCT-2011
21,187	Other	OCCUPATIONAL PHYSICIAN SERVICES OF LOUISVILLE PSC				36.72	921902	86408	DRUG TESTING AND SCREENING	AUG-2011
21,188	Other	OCCUPATIONAL PHYSICIAN SERVICES OF LOUISVILLE PSC				54.29	500900	86935	Additional funds for DOT Drug Screening, Breathe Alcohol Testing, and Work Examinations for Project Engineering	SEP-2011
21,189	Other	OCCUPATIONAL PHYSICIAN SERVICES OF LOUISVILLE PSC				20.50	588100	87079	Invoice #87079 - Employment Drug Screening	SEP-2011
21,190	Other	OCCUPATIONAL PHYSICIAN SERVICES OF LOUISVILLE PSC				54.29	500900	87227	Additional funds for DOT Drug Screening, Breathe Alcohol Testing, and Work Examinations for Project Engineering	SEP-2011
21,191	Other	OCCUPATIONAL PHYSICIAN SERVICES OF LOUISVILLE PSC				30.50	908005	90392	Occupational Physician Services Inv # 890392, 91883, and 91500	Dec-2011
21,192	Other	OCCUPATIONAL PHYSICIAN SERVICES OF LOUISVILLE PSC				36.49	500900	90945	Occupational Physician Services Inv # 90945	NOV-2011
21,193	Other	OCCUPATIONAL PHYSICIAN SERVICES OF LOUISVILLE PSC				54.29	500900	91449	Additional funds for DOT Drug Screening, Breathe Alcohol Testing, and Work Examinations for Project Engineering	Dec-2011
21,194	Other	OCCUPATIONAL PHYSICIAN SERVICES OF LOUISVILLE PSC				20.50	908005	91500	Occupational Physician Services Inv # 890392, 91883, and 91500	Dec-2011
21,195	Other	OCCUPATIONAL PHYSICIAN SERVICES OF LOUISVILLE PSC				54.29	500900	91679	Occupational Physician Services Inv # 91679	NOV-2011
21,196	Other	OCCUPATIONAL PHYSICIAN SERVICES OF LOUISVILLE PSC				36.00	908005	91883	Occupational Physician Services Inv # 890392, 91883, and 91500	Dec-2011
21,197	Other	OCCUPATIONAL PHYSICIAN SERVICES OF LOUISVILLE PSC				54.29	500900	92341	Additional funds for DOT Drug Screening, Breathe Alcohol Testing, and Work Examinations for Project Engineering	Dec-2011
21,198	Other	OCCUPATIONAL PHYSICIAN SERVICES OF LOUISVILLE PSC				54.29	500900	92343	Additional funds for DOT Drug Screening, Breathe Alcohol Testing, and Work Examinations for Project Engineering	Dec-2011
21,199	Other	OCCUPATIONAL PHYSICIAN SERVICES OF LOUISVILLE PSC				54.29	500900	92654	Additional funds for DOT Drug Screening, Breathe Alcohol Testing, and Work Examinations for Project Engineering	Dec-2011
21,200	Other	OCCUPATIONAL PHYSICIAN SERVICES OF LOUISVILLE PSC				30.50	588100	93152	Invoice #93152 - Employment Drug Screening	Dec-2011
21,201	Other	OCCUPATIONAL PHYSICIAN SERVICES OF LOUISVILLE PSC				54.29	500900	94387	Additional funds for DOT Drug Screening, Breathe Alcohol Testing, and Work Examinations for Project Engineering	Jan-2012
21,202	Other	OCE				247.91	566100	987422449	Maintenance on OCE TCS400	MAY-2011
21,203	Other	OCE				247.91	593004	987445735	Maintenance agreement on TCS 400	MAY-2011
21,204	Other	OCE				247.91	566100	987492274	Maintenance agreement	JUL-2011
21,205	Other	OCE				247.91	593004	987515375	Maintenance agreement on TCS400	SEP-2011
21,206	Other	OCE				14,069.28	588100	987519648	Oce Maintenance - Stone Rd	SEP-2011
21,207	Other	OCE				247.91	566100	987583175	Maintenance agreement on TCS400	Dec-2011
21,208	Other	OCE				247.91	566100	987649062	Maintenance agreement on OCE TCS400	MAR-2012
21,209	Other	OCE				247.91	566100	987671284	Maintenance agreement on OCE TCS400	MAR-2012
21,210	Other	OFF DUTY POLICE SERVICES INC				270.00	594001	11150109	Pay Traffic Control Services Rendered	APR-2011
21,211	Other	OFF DUTY POLICE SERVICES INC				216.00	571100	11150109	Pay Traffic Control Services Rendered	APR-2011
21,212	Other	OFF DUTY POLICE SERVICES INC				525.00	923100	11150258	Off Duty Police Services for Wise County, VA	OCT-2011
21,213	Other	OFF DUTY POLICE SERVICES INC				175.00	923100	11150337	Off Duty Police Services for Wise County, VA	OCT-2011
21,214	Other	OFF DUTY POLICE SERVICES INC				67.00	923100	11150577	Off Duty Police for One Quality Headquarters due to threat	SEP-2011
21,215	Other	OFF DUTY POLICE SERVICES INC				134.00	921003	11150583	Invoice No. 11-15-0583/Security Service for 2011 ECR Plan Public Meeting held in Henderson, KY	SEP-2011
21,216	Other	OFF DUTY POLICE SERVICES INC				242.74	921903	11150637	CPA #25192/Security Services rendered for public meetings in the KU/LGE ECR cases	SEP-2011
21,217	Other	OFF DUTY POLICE SERVICES INC				405.00	923100	11150651	Off Duty Police Services traffic control for Corporate Parking Garage	OCT-2011
21,218	Other	OFF DUTY POLICE SERVICES INC				511.92	923100	11150704	Off Duty Police for traffic control	NOV-2011
21,219	Other	OFF DUTY POLICE SERVICES INC				140.00	928007	11150731	CPA #25192/Security Services rendered for public meetings in the VA Rate case	OCT-2011
21,220	Other	OFF DUTY POLICE SERVICES INC				810.00	928007	11150883	Pay inv for Traffic Control Services Rendered: December, 2011	Feb-2012
21,221	Other	OHIO CAT				641.48	514100	WO220133256	DIESEL FIRE PUMP ANNUAL INSPECTION	SEP-2011
21,222	Other	OHIO CAT				420.00	514100	WO220133482	DIESEL FIRE PUMP ANNUAL INSPECTION	SEP-2011
21,223	Other	OHIO CAT				1,609.00	513100	WO220134231	REPAIR GENERATOR	NOV-2011
21,224	Other	OHIO COUNTY BALEFILL INC				1,962.09	573100	001290	disposal fee	JUL-2011
21,225	Other	OHIO LUMEX CO INC				1,440.00	506150	EONLG020212	ANALYTICAL SERVICE OF CARBON TRAPS INV EONLG010212 DATED 2/2/12	Feb-2012
21,226	Other	OHIO LUMEX CO INC				900.00	506150	EONLG020212	ANALYTICAL SERVICE OF CARBON TRAPS INV EONLG010212 DATED 2/2/12	Feb-2012
21,227	Other	OHIO LUMEX CO INC				540.00	506150	EONLG020212	ANALYTICAL SERVICE OF CARBON TRAPS INV EONLG010212 DATED 2/2/12	Feb-2012
21,228	Other	OHIO LUMEX CO INC				540.00	506150	LEG100311	ANALYTICAL SERVICE OF CARBON TRAPS INV LEG100311 DATED 10/3/11	OCT-2011
21,229	Other	OHIO LUMEX CO INC				540.00	506150	LEG100311	ANALYTICAL SERVICE OF CARBON TRAPS INV LEG100311 DATED 10/3/11	OCT-2011
21,230	Other	OHIO LUMEX CO INC				360.00	506150	LEG100311	ANALYTICAL SERVICE OF CARBON TRAPS INV LEG100311 DATED 10/3/11	OCT-2011
21,231	Other	OHIO LUMEX CO INC				720.00	506150	LG120111	ANALYTICAL SERVICE OF CARBON TRAPS INV LG120111 DATED 12/1/11	Dec-2011

KENTUCKY UTILITIES COMPANY
Case No. 2012- 00221
Analysis of Professional Services Expenses For the Test Year

(A)	(B)	(C)	(D)	(E)	(F)	(G)	(H)	(I)		
Line No.	Type	Vendor	Rate Case	Audit	Other	Total	Account	Invoice	Description	Period
21,232	Other	OHIO LUMEX CO INC				540.00	506150	LG120111	ANALYTICAL SERVICE OF CARBON TRAPS INV LG120111 DATED 12/1/11	Dec-2011
21,233	Other	OHIO LUMEX CO INC				540.00	506150	LG120111	ANALYTICAL SERVICE OF CARBON TRAPS INV LG120111 DATED 12/1/11	Dec-2011
21,234	Other	OHIO LUMEX CO INC				1,728.00	502100	LGE040711	PROVIDE ANALYTICAL SERVICES OF CARBON TRAPS FOR APPENDIX K MERCURY MONITORING FROM 2/1/11 THRU 12/31/11.	APR-2011
21,235	Other	OHIO LUMEX CO INC				1,296.00	502100	LGE041511	PROVIDE ANALYTICAL SERVICES OF CARBON TRAPS FOR APPENDIX K MERCURY MONITORING FROM 2/1/11 THRU 12/31/11.	MAY-2011
21,236	Other	OHIO LUMEX CO INC				1,188.00	502100	LGE052711	PROVIDE ANALYTICAL SERVICES OF CARBON TRAPS FOR APPENDIX K MERCURY MONITORING FROM 2/1/11 THRU 12/31/11.	Jun-2011
21,237	Other	OHIO LUMEX CO INC				1,404.00	502100	LGE062211	PROVIDE ANALYTICAL SERVICES OF CARBON TRAPS FOR APPENDIX K MERCURY MONITORING FROM 2/1/11 THRU 12/31/11.	JUL-2011
21,238	Other	OHIO LUMEX CO INC				1,836.00	502100	LGE071211	PROVIDE ANALYTICAL SERVICES OF CARBON TRAPS FOR APPENDIX K MERCURY MONITORING FROM 2/1/11 THRU 12/31/11.	JUL-2011
21,239	Other	OHIO LUMEX CO INC				2,484.00	502100	LGE080811	PROVIDE ANALYTICAL SERVICES OF CARBON TRAPS FOR APPENDIX K MERCURY MONITORING FROM 2/1/11 THRU 12/31/11.	AUG-2011
21,240	Other	OHIO LUMEX CO INC				1,728.00	502100	LGE082211	PROVIDE ANALYTICAL SERVICES OF CARBON TRAPS FOR APPENDIX K MERCURY MONITORING FROM 2/1/11 THRU 12/31/11.	SEP-2011
21,241	Other	OHIO LUMEX CO INC				540.00	506150	LGE092411	ANALYTICAL SERVICE OF CARBON TRAPS INV LGE092411 DATED 9/24/11	OCT-2011
21,242	Other	OHIO LUMEX CO INC				360.00	506150	LGE092411	ANALYTICAL SERVICE OF CARBON TRAPS INV LGE092411 DATED 9/24/11	OCT-2011
21,243	Other	OHIO LUMEX CO INC				90.00	506150	LGE092411	ANALYTICAL SERVICE OF CARBON TRAPS INV LGE092411 DATED 9/24/11	OCT-2011
21,244	Other	OHIO LUMEX CO INC				1,080.00	506150	LGE121314	ANALYTICAL SERVICE OF CARBON TRAPS INV LG121314 DATED 12/13/11	Feb-2012
21,245	Other	OHIO LUMEX CO INC				1,080.00	506150	LGE121314	ANALYTICAL SERVICE OF CARBON TRAPS INV LG121314 DATED 12/13/11	Feb-2012
21,246	Other	OHIO LUMEX CO INC				900.00	506150	LGE121314	ANALYTICAL SERVICE OF CARBON TRAPS INV LG121314 DATED 12/13/11	Feb-2012
21,247	Other	OHIO MAGNETICS INC				11,270.00	512100	63800	LABOR TO REPAIR STEARNS SPECIAL 60A SELF-CLEANING SEPARATOR SERIAL NO. A23779	Feb-2012
21,248	Other	OPEN ACCESS TECHNOLOGY INTERNATIONAL INC				922.25	566900	73497	Monthly Tagging & Web Data	Jun-2011
21,249	Other	OPEN ACCESS TECHNOLOGY INTERNATIONAL INC				922.25	566900	75971	Monthly Tagging & Web Data	OCT-2011
21,250	Other	OPEN ACCESS TECHNOLOGY INTERNATIONAL INC				922.25	566900	76671	Monthly Tagging & Web Data	NOV-2011
21,251	Other	OPEN ACCESS TECHNOLOGY INTERNATIONAL INC				922.25	566900	77412	Monthly Tagging & Web Data	Jan-2012
21,252	Other	OPEN ACCESS TECHNOLOGY INTERNATIONAL INC				949.92	566900	77928	Monthly Tagging & Web Data	Jan-2012
21,253	Other	OPEN ACCESS TECHNOLOGY INTERNATIONAL INC				949.92	566900	78578	Monthly Tagging & Web Data	Feb-2012
21,254	Other	OPOWER INC				428,522.75	908005	SI01069	Invoice #: SI-01069 First invoice for setup fee, advanced engagement bundle, and platform	Jan-2012
21,255	Other	ORACLE ELEVATOR CO				10,525.28	935403	874518	ORACLE ELEVATOR-FULL MAINTENANCE FOR ONE QUALITY ELEVATORS -INV #874518 DATED 6/1/2011	Jun-2011
21,256	Other	ORACLE ELEVATOR CO				2,280.00	935403	885534	ORACLE ELEVATOR - ONE QUALITY BLDG - PERFORMANCE OF THREE (3) 5-YEAR FULL LOAD SAFETY TESTS ON STATE ID #5370, 5371 & 5372 AS PER INV 885534 DATED 9/13/2011	SEP-2011
21,257	Other	ORBITAL TOOL TECHNOLOGIES CORP				23,565.00	513100	3110	LABOR AND EQUIPMENT TO PERFORM ONSITE COLLECTOR RING MACHING OF THE GHENT 3 MAIN GENERATOR COLLECTOR RING	MAY-2011
21,258	Other	ORBITAL TOOL TECHNOLOGIES CORP				14,400.00	513100	3111	PROVIDE LABOR AND EQUIPMENT TO PERFORM ONSITE T8 JOURNAL MACHINING ON THE GHENT 3 MAIN TURBINE/GENERATOR	MAY-2011
21,259	Other	ORBITAL TOOL TECHNOLOGIES CORP				62,250.00	513100	3114	EXTRACT SIX (6) 8 HP - IP CASING STUDS AND OVERSIZE TO 6/5" - 8 WORKING 24 HOURS AROUND THE CLOCK	MAY-2011
21,260	Other	ORBITAL TOOL TECHNOLOGIES CORP				21,188.43	513100	3114	6.5" - 8 NS HSG H8 PLUG * BOTTOM TAPS THREE (3) EA	MAY-2011
21,261	Other	ORBITAL TOOL TECHNOLOGIES CORP				19,698.90	513100	3114	ROUND TRIP MOBILIZATION OF SIX (6) MEN SHOP PREPARATION & DE-TOOLING OF EQUIPMENT	MAY-2011
21,262	Other	ORBITAL TOOL TECHNOLOGIES CORP				10,545.00	513100	3114	EXTRACT (6) EA 2" 8 LP CASING STUDS, EXTRACT (7) EA 1 1/2" 8 LP INNER CASING STUDS, EXTRACT (2) EA 1 3/4" 8 LP INNER CASING STUDS, WORKING 24 HOURS AROUND THE CLOCK	MAY-2011
21,263	Other	OTP INDUSTRIAL SOLUTIONS				2,430.00	511100	222184600	LABOR TRANSFER HSE. #1 1-4 SUMP PUMP BELTS NEEDS CHECKED-MAKING NO	Dec-2011
21,264	Other	OVERHEAD DOOR CO OF BOWLING GREEN				292.50	511100	98395	Repair Quonset Hut overhead door	MAY-2011
21,265	Other	OVERHEAD DOOR CO OF BOWLING GREEN				15.50	511100	98395	Material necessary to repair Quonset Hut overhead door	MAY-2011
21,266	Other	OVERHEAD DOOR CO OF BOWLING GREEN				390.00	511100	100204	Repair Bay Door In Main Warehouse	OCT-2011
21,267	Other	OVERHEAD DOOR CO OF LOUISVILLE				2,500.00	512005	216339	LABOR TO INSTALL OPERATOR ON SCRUBBER MAINTENANCE ROOM W/SAFETY EDGE	JUL-2011
21,268	Other	OVERHEAD DOOR CO OF LOUISVILLE				767.00	512005	216339	TEMPORARY REPAIRS PERFORMED ON 6/23/11	JUL-2011
21,269	Other	OVERHEAD DOOR CO OF LOUISVILLE				358.00	583001	216658	OVERHEAD DOOR LOUISVILLE - E-TOWN STOREROOM - REPLACED LH JAMB ON CENTER DOOR. INVOICE #216658	SEP-2011
21,270	Other	OVERHEAD DOOR CO OF LOUISVILLE				748.00	511100	217601	REPAIR TRACTOR GARAGE DOOR	SEP-2011

KENTUCKY UTILITIES COMPANY
Case No. 2012- 00221
Analysis of Professional Services Expenses For the Test Year

(A)	(B)	(C)	(D)	(E)	(F)	(G)	(H)	(I)		
Line No.	Type	Vendor	Rate Case	Audit	Other	Total	Account	Invoice	Description	Period
21,271	Other	OVERHEAD DOOR CO OF LOUISVILLE				20.88	511100	217601	REPAIR TRACTOR GARAGE DOOR	SEP-2011
21,272	Other	OVERHEAD DOOR CO OF LOUISVILLE				421.50	511100	217864	REPAIR BROMINE BUILDING DOOR AND U2 NW BOILER RM DOOR	OCT-2011
21,273	Other	OVERHEAD DOOR CO OF LOUISVILLE				421.50	511100	217864	REPAIR BROMINE BUILDING DOOR AND U2 NW BOILER RM DOOR	OCT-2011
21,274	Other	OVERHEAD DOOR CO OF LOUISVILLE				13.98	511100	217864	REPAIR BROMINE BUILDING DOOR AND U2 NW BOILER RM DOOR	OCT-2011
21,275	Other	OVERHEAD DOOR CO OF LOUISVILLE				13.98	511100	217864	REPAIR BROMINE BUILDING DOOR AND U2 NW BOILER RM DOOR	OCT-2011
21,276	Other	OVERHEAD DOOR CO OF LOUISVILLE				695.16	511100	218550	REPAIR SOUTH SHOP SIDE DOOR	NOV-2011
21,277	Other	OVERHEAD DOOR CO OF LOUISVILLE				805.00	511100	218779	SERVICE CALL - REPAIR NE DOOR ON MAIN WAREHOUSE	NOV-2011
21,278	Other	OVERHEAD DOOR CO OF LOUISVILLE				1,151.16	511100	218891	REPAIR DOOR ON UNIT 4	Dec-2011
21,279	Other	OVERHEAD DOOR CO OF LOUISVILLE				3,309.32	511100	219515	REPAIR U2 NW DOOR	Jan-2012
21,280	Other	OVERHEAD DOOR CO OF LOUISVILLE				567.12	511100	219515	REPAIR U2 NW DOOR	Jan-2012
21,281	Other	OVERHEAD DOOR CO OF LOUISVILLE				1,835.16	511100	219518	REPAIR CROSSOVER DOOR	Jan-2012
21,282	Other	OVERHEAD DOOR CO OF LOUISVILLE				284.50	511100	219518	REPAIR CROSSOVER DOOR	Jan-2012
21,283	Other	OVERHEAD DOOR CO OF LOUISVILLE				1,145.64	511100	219832	SERVICE CALL 01/06/12 - REPAIR U3 WEST ROLLING DOOR	Jan-2012
21,284	Other	OVERHEAD DOOR CO OF LOUISVILLE				657.16	511100	219962	REPAIR INSTRUMENT SHOP EDWARDS OPERATOR BRAKE ASSEMBLY	Jan-2012
21,285	Other	OVERHEAD DOOR CO OF LOUISVILLE				912.00	511100	220066	REPAIR UNIT#4 DOOR	Jan-2012
21,286	Other	OVERHEAD DOOR CO OF LOUISVILLE				56.30	511100	220066	REPAIR UNIT#4 DOOR	Jan-2012
21,287	Other	OVERHEAD DOOR CO OF LOUISVILLE				923.16	511100	220240	REPAIR DRIVE THRU MAIN: RESET LIMITS ON MAINTENACE DRIE THRU DOOR, ADJUSTED COURT YARD WEST DOOR,	Jan-2012
21,288	Other	OVERHEAD DOOR CO OF LOUISVILLE				961.16	511100	220487	SERVICE CALL 02/02/12 - WAREHOUSE MIDDLE DOOR STUCK	Feb-2012
21,289	Other	OVERHEAD DOOR CO OF LOUISVILLE				733.16	511100	220570	REPAIR DOOR IN MAIN WAREHOUSE	Feb-2012
21,290	Other	OVERHEAD DOOR CO OF LOUISVILLE				30.33	511100	220570	REPAIR DOOR IN MAIN WAREHOUSE	Feb-2012
21,291	Other	OVERHEAD DOOR COMPANY OF LEXINGTON				491.00	935402	48257	OVERHEAD DOOR OF LEXINGTON-REPAIRS TO DOORS MT STERLING STOREROOM INV 48257 DATED	APR-2011
21,292	Other	OVERHEAD DOOR COMPANY OF LEXINGTON				310.25	935402	49321	OVERHEAD DOOR OF LEXINGTON-LEX SUB / RELAY- DOOR REPAIRS (INV #49321	APR-2011
21,293	Other	OWENS COMMUNICATIONS INC				220.77	935391	10768	To pay Invoice 10768 for Depot Repair on Serial # 124CJP037	Jan-2012
21,294	Other	OWENS COMMUNICATIONS INC				220.77	935391	10769	To pay Invoice 10769 for Depot Repair on Serial # 124CJP0916	Jan-2012
21,295	Other	OWENS COMMUNICATIONS INC				126.30	935391	10770	To pay Invoice 10770 for Depot Repair on Serial # 124CHP0305	Jan-2012
21,296	Other	PA Consulting				16,095.42	901900	J703-0020-0312 Adjustment USD	PA Consulting	MAR-2012
21,297	Other	PA CONSULTING GROUP INC				1,118.00	923101	10017435	Audit Risk Assessment per CPA 46930	Jun-2011
21,298	Other	PA CONSULTING GROUP INC				16,914.21	901900	10018344	Invoice/expenses for Matt Chwalowski w/PA Consulting for work completed to date.	Jan-2012
21,299	Other	PAGE ONE LOUISVILLE, LLC				46.03	921903	959	Copy work and disk copying on Resource Sales litigation	Jan-2012
21,300	Other	PAGE ONE LOUISVILLE, LLC				33.36	921903	1257	Page One Document Services-copy work on the Resource Sales dispute	Feb-2012
21,301	Other	PAGE ONE LOUISVILLE, LLC				61.24	921903	1443	Page One Documents - Resource Sales copy work - invoice no. 1443	Feb-2012
21,302	Other	PAR ELECTRICAL CONTRACTORS INC				4,180.18	570100	0121202044	Par Electric Invoice # 0121202044 - Boonesboro N Panel Field Verification	MAR-2012
21,303	Other	PATTERSON POWER ENGINEERS LLC				1,500.00	573100	EON11	Patterson Power Engineers, LLC Invoice - Frankfort Area Study	APR-2011
21,304	Other	PATTERSON POWER ENGINEERS LLC				1,200.00	573100	EON16	Frankfort Coordination Review	AUG-2011
21,305	Other	PATTERSON POWER ENGINEERS LLC				11,550.00	573100	EON18	Patterson Power Engineering Invoice # EON_18 - Frankfort Coordination Review	AUG-2011
21,306	Other	PATTERSON POWER ENGINEERS LLC				5,850.00	573100	EON19	PPE Invoice # EON_19 - Frankfort Coordination Study	AUG-2011
21,307	Other	PAULS TIRE INC				30.00	514100	01112302	LABOR TIRES ON BOBCAT NEEDS REPLACED	APR-2011
21,308	Other	PCO DIV II INC				7,588.62	513100	38364	LIMEWARE FOXRAY SOFTWARE MAINTENANCE SERVICE - 1 YEAR OF SERVICE NOVEMBER 1, 2011 THRU OCTOBER 31, 2012	OCT-2011
21,309	Other	PEAK INDUSTRIAL COATINGS AND LININGS INC				450.00	511100	1074	LABOR TO STENCIL THE CONCRETE ON UNIT 1 (WARN OF HIGH VOLTAGE)	AUG-2011
21,310	Other	PEAK INDUSTRIAL COATINGS AND LININGS INC				450.00	511100	1074	EQUIPMENT/MATERIAL TO STENCIL THE CONCRETE ON UNIT 1 (WARN OF HIGH VOLTAGE)	AUG-2011
21,311	Other	PEAK INDUSTRIAL COATINGS AND LININGS INC				7,550.00	512100	1083	Materials needed to complete repair & coating of Caustic Building floor	AUG-2011
21,312	Other	PEAK INDUSTRIAL COATINGS AND LININGS INC				6,425.00	512100	1083	Labor to repair Caustic Building floor	AUG-2011
21,313	Other	PEAK INDUSTRIAL COATINGS AND LININGS INC				5,575.00	512100	1083	Labor to patch & coal Caustic Building floor with Dudick coating system	AUG-2011
21,314	Other	PEARCE BLACKBURN ROOFING				447.00	542100	110245	REPAIR HOLE IN ROOF AT DIX	JUL-2011
21,315	Other	PEARCE BLACKBURN ROOFING				350.00	542100	110254	REPAIR HOLE IN ROOF AT DIX	JUL-2011
21,316	Other	PEARCE BLACKBURN ROOFING				810.00	511100	120019	REPAIR ROOF FLASHING	Feb-2012
21,317	Other	PEARCE BLACKBURN ROOFING				9,467.60	511100	PEARCE070711	#1 ELEVATOR PENTHOUSE ROOF REPAIR	JUL-2011
21,318	Other	PEARCE BLACKBURN ROOFING				5,060.00	511100	PEARCE070711	#1 OLD I.D. FAN ROOF FLASHING REPAIR	JUL-2011
21,319	Other	PEARCE BLACKBURN ROOFING				2,500.00	511100	PEARCE070711	#2 VENT ROOF FLASHING AND SEAM REPAIRS	JUL-2011
21,320	Other	PEARCE BLACKBURN ROOFING				756.40	511100	PEARCE070711A	#1 ELEVATOR PENTHOUSE ROOF REPAIR	Jan-2012
21,321	Other	PECCO INC				4,317.94	593002	35089	INV 35089	MAY-2011
21,322	Other	PECCO INC				10,559.94	593002	35228	2272 Richmond Rd, Irvine oil spill clean up 4/25/11 Invoice #35228	Jun-2011
21,323	Other	PECCO INC				438.50	593002	35228	2272 Richmond Rd, Irvine oil spill clean up 4/25/11 Invoice #35228	Jun-2011
21,324	Other	PECCO INC				32,313.89	549100	35892	New task #	SEP-2011
21,325	Other	PECCO INC				3,087.56	595100	35912	oil clean up xfmr spill from Storm/C-Ville	AUG-2011

KENTUCKY UTILITIES COMPANY
Case No. 2012- 00221
Analysis of Professional Services Expenses For the Test Year

(A)	(B)	(C)	(D)	(E)	(F)	(G)	(H)	(I)		
Line No.	Type	Vendor	Rate Case	Audit	Other	Total	Account	Invoice	Description	Period
21,326	Other	PECCO INC				9,067.98	593002	36220	INV 36220	SEP-2011
21,327	Other	PECCO INC				1,818.00	598100	36543	INV 36543	OCT-2011
21,328	Other	PENNSYLVANIA TOOL SALES AND SERVICE INC				9.00	506100	04020238	PAYMENT OF INVOICE #04020238--REPAIR CORDLESS DRILL	APR-2011
21,329	Other	PENNSYLVANIA TOOL SALES AND SERVICE INC				36.00	506100	04020288	PAYMENT OF INVOICE #04020288--REPAIR GRINDERS, IMPACT, COMALONG, AND RAM	APR-2011
21,330	Other	PENNSYLVANIA TOOL SALES AND SERVICE INC				9.00	506100	04020288	PAYMENT OF INVOICE #04020288--REPAIR GRINDERS, IMPACT, COMALONG, AND RAM	APR-2011
21,331	Other	PENNSYLVANIA TOOL SALES AND SERVICE INC				9.00	506100	04020466	PAYMENT OF INVOICE #04020466--REPAIR HYDRAULIC PUMP	APR-2011
21,332	Other	PENNSYLVANIA TOOL SALES AND SERVICE INC				9.00	506100	04020467	PAYMENT OF INVOICE #04020467--REPAIR 3/4" IMPACT	APR-2011
21,333	Other	PENNSYLVANIA TOOL SALES AND SERVICE INC				99.00	506100	04020637	PAYMENT OF INVOICE #04020637--REPAIR GRINDERS, RAM, IMPACT, REGULATOR AND COMALONG	APR-2011
21,334	Other	PENNSYLVANIA TOOL SALES AND SERVICE INC				18.00	506100	04020728	PAYMENT OF INVOICE #04020728--REPAIR PUMP AND AIR GRINDER AT GHENT	APR-2011
21,335	Other	PENNSYLVANIA TOOL SALES AND SERVICE INC				195.00	511100	04021175	LABOR TO REPAIR ONE IR HUL AIR TUGGER	APR-2011
21,336	Other	PENNSYLVANIA TOOL SALES AND SERVICE INC				27.00	506100	04021176	REPAIR GRINDER AND HYDRAULIC PUMPS AT GHENT	MAY-2011
21,337	Other	PENNSYLVANIA TOOL SALES AND SERVICE INC				27.00	506100	04021444	REPAIR COMALONG, GRINDER AND SCALER	MAY-2011
21,338	Other	PENNSYLVANIA TOOL SALES AND SERVICE INC				54.00	506100	04021904	REPAIR PUMP, CUTTING ATTACHMENT, GRINDER, IMPACTS	MAY-2011
21,339	Other	PENNSYLVANIA TOOL SALES AND SERVICE INC				9.00	506100	4022189	PAYMENT OF INVOICE #04022189--REPAIR TOOLS AT GHENT--REPAIR METAL CUT SAW	Jun-2011
21,340	Other	PENNSYLVANIA TOOL SALES AND SERVICE INC				54.00	506100	4022190	PAYMENT OF INVOICE #04022190--REPAIR TOOLS AT GHENT (HYDRAULIC PUMP, IMPACTS, GRINDER, RAM)	Jun-2011
21,341	Other	PENNSYLVANIA TOOL SALES AND SERVICE INC				9.00	506100	4022359	REPAIR GRINDER AND IMPACT	Jun-2011
21,342	Other	PENNSYLVANIA TOOL SALES AND SERVICE INC				9.00	506100	4022359	REPAIR GRINDER AND IMPACT	Jun-2011
21,343	Other	PENNSYLVANIA TOOL SALES AND SERVICE INC				9.00	506100	4022609	LABOR AND MATERIAL TO REPAIR 3/4 T COMALONG	Jun-2011
21,344	Other	PENNSYLVANIA TOOL SALES AND SERVICE INC				18.00	506100	4022790	PAYMENT OF INVOICE #04022790--REPAIR SCALER AND ELEC SUMP PUMP	Jun-2011
21,345	Other	PENNSYLVANIA TOOL SALES AND SERVICE INC				9.00	506100	4022928	PAYMENT OF INVOICE #04022928--REPAIR 90 DEGREE GRINDER	Jun-2011
21,346	Other	PENNSYLVANIA TOOL SALES AND SERVICE INC				45.00	506100	04023253	PAYMENT OF INVOICE #04023253--REPAIR CORDLESS DRILL, HYDRAULIC PUMPS & PUNCH AND RAM	JUL-2011
21,347	Other	PENNSYLVANIA TOOL SALES AND SERVICE INC				9.00	506100	04023254	PAYMENT OF INVOICE #04023254--REPAIR 10T CYLINDER	JUL-2011
21,348	Other	PENNSYLVANIA TOOL SALES AND SERVICE INC				81.00	506100	04023465	REPAIR IMPACTS AT GHENT	JUL-2011
21,349	Other	PENNSYLVANIA TOOL SALES AND SERVICE INC				18.00	506100	04023572	REPAIR COMALONG AND IMPACT AT GHENT	JUL-2011
21,350	Other	PENNSYLVANIA TOOL SALES AND SERVICE INC				18.00	506100	04023795	REPAIR CORDLESS DRILLS AND IMPACTS	AUG-2011
21,351	Other	PENNSYLVANIA TOOL SALES AND SERVICE INC				9.00	506100	04023795	REPAIR CORDLESS DRILLS AND IMPACTS	AUG-2011
21,352	Other	PENNSYLVANIA TOOL SALES AND SERVICE INC				9.00	506100	04023795	REPAIR CORDLESS DRILLS AND IMPACTS	AUG-2011
21,353	Other	PENNSYLVANIA TOOL SALES AND SERVICE INC				9.00	506100	04024149	REPAIR 1/2" IMPACT AND 6" GRINDER	AUG-2011
21,354	Other	PENNSYLVANIA TOOL SALES AND SERVICE INC				9.00	506100	04024149	REPAIR 1/2" IMPACT AND 6" GRINDER	AUG-2011
21,355	Other	PENNSYLVANIA TOOL SALES AND SERVICE INC				9.00	506100	04024346	LABOR TO REPAIR 1/2" IMPACT AND 3/4T COMALONG	AUG-2011
21,356	Other	PENNSYLVANIA TOOL SALES AND SERVICE INC				9.00	506100	04024346	LABOR TO REPAIR 1/2" IMPACT AND 3/4T COMALONG	AUG-2011
21,357	Other	PENNSYLVANIA TOOL SALES AND SERVICE INC				9.00	506100	04024659	PAYMENT OF INVOICE#04024659 REPAIR 90 DEGREE GRINDER	AUG-2011
21,358	Other	PENNSYLVANIA TOOL SALES AND SERVICE INC				81.00	506100	04024660	PAYMENT OF INVOICE #04024660--REPAIR MISC. TOOLS AT GHENT WELDER/ (2)COMALONG(5)REGULATOR/DIE GRINDER/90 DEGREE AIR GRINDER(HYDRAULIC PUMP, IMPACTS,GRINDER, RAM)	AUG-2011
21,359	Other	PENNSYLVANIA TOOL SALES AND SERVICE INC				9.00	506100	04024841	REPAIR HYDRAULIC PUMP	SEP-2011
21,360	Other	PENNSYLVANIA TOOL SALES AND SERVICE INC				9.00	506100	04025021	REPAIR 90 DEGREE GRINDER	SEP-2011
21,361	Other	PENNSYLVANIA TOOL SALES AND SERVICE INC				9.00	506100	04025106	REPAIR 3/4" TORQUE WRENCH	SEP-2011
21,362	Other	PENNSYLVANIA TOOL SALES AND SERVICE INC				9.00	506100	04025122	REPAIR COMALONG AND 25T RAM	SEP-2011
21,363	Other	PENNSYLVANIA TOOL SALES AND SERVICE INC				9.00	506100	04025122	REPAIR COMALONG AND 25T RAM	SEP-2011
21,364	Other	PENNSYLVANIA TOOL SALES AND SERVICE INC				36.00	506100	04025377	LABOR TO REPAIR WELDING CONTROL STATION, AIR DIE GRINDER AND 1/4" AIR IMPACT.	SEP-2011
21,365	Other	PENNSYLVANIA TOOL SALES AND SERVICE INC				36.00	506100	04025548	REPAIR COMALONGS, REGULATOR, AIR IMPACT AND RAM	SEP-2011
21,366	Other	PENNSYLVANIA TOOL SALES AND SERVICE INC				36.00	506100	04025548	REPAIR COMALONGS, REGULATOR, AIR IMPACT AND RAM	SEP-2011
21,367	Other	PENNSYLVANIA TOOL SALES AND SERVICE INC				36.00	506100	04025711	REPAIR COMALONGS, HYDRAULIC PUMP	OCT-2011
21,368	Other	PENNSYLVANIA TOOL SALES AND SERVICE INC				9.00	506100	04026183	REPAIR GRINDER	NOV-2011
21,369	Other	PENNSYLVANIA TOOL SALES AND SERVICE INC				9.00	506100	04026321	REPAIR GRINDER AND HYDRAULIC PUMP	OCT-2011
21,370	Other	PENNSYLVANIA TOOL SALES AND SERVICE INC				9.00	506100	04026321	REPAIR GRINDER AND HYDRAULIC PUMP	OCT-2011
21,371	Other	PENNSYLVANIA TOOL SALES AND SERVICE INC				27.00	506100	04026649	REPAIR CORDLESS DRILL, HYDRAULIC PUMP, AIR IMPACT, AND 90 DEGREE AIR GRINDER	OCT-2011
21,372	Other	PENNSYLVANIA TOOL SALES AND SERVICE INC				9.00	506100	04026649	REPAIR CORDLESS DRILL, HYDRAULIC PUMP, AIR IMPACT, AND 90 DEGREE AIR GRINDER	OCT-2011
21,373	Other	PENNSYLVANIA TOOL SALES AND SERVICE INC				9.00	506100	04026945	REPAIR (1231) BUSTER	NOV-2011

KENTUCKY UTILITIES COMPANY
Case No. 2012- 00221
Analysis of Professional Services Expenses For the Test Year

(A)	(B)	(C)	(D)	(E)	(F)	(G)	(H)	(I)		
Line No.	Type	Vendor	Rate Case	Audit	Other	Total	Account	Invoice	Description	Period
21,374	Other	PENNSYLVANIA TOOL SALES AND SERVICE INC				9.00	506100	04026982	REPAIR AIR DRILL	NOV-2011
21,375	Other	PENNSYLVANIA TOOL SALES AND SERVICE INC				9.00	506100	04026982	REPAIR 1/2" AIR IMPACT	NOV-2011
21,376	Other	PENNSYLVANIA TOOL SALES AND SERVICE INC				9.00	506100	04026982	REPAIR 1/4T COMALONG	NOV-2011
21,377	Other	PENNSYLVANIA TOOL SALES AND SERVICE INC				9.00	506100	04027055	REPAIR TORQUE WRENCH	NOV-2011
21,378	Other	PENNSYLVANIA TOOL SALES AND SERVICE INC				18.00	506100	04027182	REPAIR AIR RATCHET AND AIR IMPACT	NOV-2011
21,379	Other	PENNSYLVANIA TOOL SALES AND SERVICE INC				9.00	506100	04027370	REPAIR 3/4T COMALONG	NOV-2011
21,380	Other	PENNSYLVANIA TOOL SALES AND SERVICE INC				27.00	506100	4027602	REPAIR 1T CHAINFALL, 7 1/4" CIRCULAR SAW, 1/2" AIR IMPACT	Dec-2011
21,381	Other	PENNSYLVANIA TOOL SALES AND SERVICE INC				9.00	506100	4028317	REPAIR 5T RAM	Dec-2011
21,382	Other	PENNSYLVANIA TOOL SALES AND SERVICE INC				9.00	506100	4028520	REPAIR 1373 TORCH	Jan-2012
21,383	Other	PENNSYLVANIA TOOL SALES AND SERVICE INC				9.00	506100	4028786	REPAIR OF 1T AIR HOIST	Jan-2012
21,384	Other	PENNSYLVANIA TOOL SALES AND SERVICE INC				9.00	506100	4028786	REPAIR OF 1/2T AIR HOIST	Jan-2012
21,385	Other	PENNSYLVANIA TOOL SALES AND SERVICE INC				9.00	506100	4028786	REPAIR OF HYDRAULIC PUMP	Jan-2012
21,386	Other	PENNSYLVANIA TOOL SALES AND SERVICE INC				9.00	506100	4028951	REPAIR 9831 1-1/2 TON AIR HOIST	Jan-2012
21,387	Other	PENNSYLVANIA TOOL SALES AND SERVICE INC				24.00	506100	4029215	REPAIR TOOLS AT GHENT (IMPACTS AND COMALONGS)	Feb-2012
21,388	Other	PENNSYLVANIA TOOL SALES AND SERVICE INC				18.00	506100	4029215	REPAIR TOOLS AT GHENT (IMPACTS AND COMALONGS)	Feb-2012
21,389	Other	PENNSYLVANIA TOOL SALES AND SERVICE INC				45.00	506100	4029385	REPAIR AIR HOIST, CORDLESS DRILL, AND COMALONGS AT GHENT	Feb-2012
21,390	Other	PENNSYLVANIA TOOL SALES AND SERVICE INC				27.00	506100	4029571	LABOR TO REPAIR HYDRAULIC PUMPS AND COMALONGS	Feb-2012
21,391	Other	PENNSYLVANIA TOOL SALES AND SERVICE INC				45.00	506100	04030198	REPAIR HYDRAULIC PUMP AND RAMS AT GHENT	MAR-2012
21,392	Other	PENNSYLVANIA TOOL SALES AND SERVICE INC				36.00	506100	04030402	REPAIR IMPACTS, REGULATORS, TORCH, GRINDER, PUMP, ETC	MAR-2012
21,393	Other	PENNSYLVANIA TOOL SALES AND SERVICE INC				18.00	506100	04030402	REPAIR IMPACTS, REGULATORS, TORCH, GRINDER, PUMP, ETC	MAR-2012
21,394	Other	PENNSYLVANIA TOOL SALES AND SERVICE INC				27.00	506100	04030580	REPAIR 1/2" AIR DRILL, 90 DEGREE AIR GRINDER, AND 1 1/2 TON COMALONG	MAR-2012
21,395	Other	PENNSYLVANIA TOOL SALES AND SERVICE INC				9.00	506100	04030581	REPAIR 1/2" TORQUE WRENCH	MAR-2012
21,396	Other	PENNSYLVANIA TOOL SALES AND SERVICE INC				18.00	506100	04030882	REPAIR TORCH, NEEDLE SCALER AND ROD OVEN	MAR-2012
21,397	Other	PENNSYLVANIA TOOL SALES AND SERVICE INC				9.00	506100	04030882	REPAIR TORCH, NEEDLE SCALER AND ROD OVEN	MAR-2012
21,398	Other	PERFECTION SERVO HYDRAULICS INC				400.00	513100	196248	REPAIR SMA-20(20) 76-80/10-10 VICKERS VALVE	Jun-2011
21,399	Other	PERFECTION SERVO HYDRAULICS INC				1,360.00	513100	200453	REPAIR VICKERS VALVES - JOB #AL-64671 (2@ 680/EA)	OCT-2011
21,400	Other	PERFECTION SERVO HYDRAULICS INC				(560.00)	513100	200453	CORRECT SALES TAX ACCT	OCT-2011
21,401	Other	PERFECTION SERVO HYDRAULICS INC				675.00	513100	200705	REPAIR PARKER CYLINDER - JOB #MS-15484	OCT-2011
21,402	Other	PERFECTION SERVO HYDRAULICS INC				(300.00)	513100	200705	INVOICE 200705	OCT-2011
21,403	Other	PERFECTION SERVO HYDRAULICS INC				595.00	513100	206486	REPAIR MOOG VALVE SN/2834	MAR-2012
21,404	Other	PERFECTION SERVO HYDRAULICS INC				(295.00)	513100	206486	INVOICE 206486	MAR-2012
21,405	Other	PERKINS SCALE CORP				288.75	514100	1153	REPAIR SCALES IN MAIN WAREHOUSE	AUG-2011
21,406	Other	PERKINS SCALE CORP				668.81	506100	1215	2011 Annual Scale Maintenance Blanket for Tyrone and Brown as Per Negotiated Rates on File	AUG-2011
21,407	Other	PERKINS SCALE CORP				2,681.25	512100	1305	CERTIFY 1C CONVEYOR COAL SCALE - LABOR	SEP-2011
21,408	Other	PERKINS SCALE CORP				840.00	512100	1305	CERTIFY 1C CONVEYOR COAL SCALE - EQUIPMENT/MATERIAL	SEP-2011
21,409	Other	PERKINS SCALE CORP				80.00	512100	1305	TEST WEIGHT CERTIFICATION	SEP-2011
21,410	Other	PERKINS SCALE CORP				374.95	514100	1308	MATERIAL TO REPAIR MAIN WAREHOUSE SCALES FOR SHIPPING AND PM SERVICE TO COAL YARD TRUCK SCALES	SEP-2011
21,411	Other	PERKINS SCALE CORP				287.00	514100	1308	LABOR TO REPAIR MAIN WAREHOUSE SCALES FOR SHIPPING AND PM SERVICE TO COAL YARD TRUCK SCALES	SEP-2011
21,412	Other	PERKINS SCALE CORP				209.95	514100	1395	MATERIAL TO REPAIR MAIN WAREHOUSE SCALES FOR SHIPPING AND PM SERVICE TO COAL YARD TRUCK SCALES	SEP-2011
21,413	Other	PERKINS SCALE CORP				204.75	514100	1395	LABOR TO REPAIR MAIN WAREHOUSE SCALES FOR SHIPPING AND PM SERVICE TO COAL YARD TRUCK SCALES	SEP-2011
21,414	Other	PERKINS SCALE CORP				737.81	506100	1766	2011 Annual Scale Maintenance Blanket for Tyrone and Brown as Per Negotiated Rates on File	Jan-2012
21,415	Other	PERKINS SCALE CORP				668.81	506100	2210	2012 Annual Scale Maintenance Blanket for Tyrone and Brown as Per Negotiated Rates on File	MAR-2012
21,416	Other	PERKINS SCALE CORP				275.00	514100	2309	SCALE CALIBRATION/CERTIFICATION	Jan-2012
21,417	Other	PETROCHEM INSULATION INC				23,202.80	512100	118310	LABOR TO INSTALL SCAFFOLDING IN THE GH3 ASH HOPPER AND MAKE CHANGES TO THE BOILER SCAFFOLDING	APR-2011
21,418	Other	PETROCHEM INSULATION INC				826.78	512100	118310	ASH HOPPER SCAFFOLD RENTAL	APR-2011
21,419	Other	PETROCHEM INSULATION INC				84,757.00	512100	119265	FURNISH ALL NECESSARY SUPERVISION AND LABOR TO FACILITATE THE KU GHENT STATION U-3 BOILER SCAFFOLDING FOR THE 2011 GHENT UNIT 3 SPRING MAINTENANCE OUTAGE	MAY-2011
21,420	Other	PETROCHEM INSULATION INC				28,253.00	512100	119265	FURNISH ALL NECESSARY EQUIPMENT AND MATERIAL TO FACILITATE THE KU GHENT STATION U-3 BOILER SCAFFOLDING FOR THE 2011 GHENT UNIT 3 SPRING MAINTENANCE OUTAGE	MAY-2011

KENTUCKY UTILITIES COMPANY
Case No. 2012- 00221
Analysis of Professional Services Expenses For the Test Year

(A)	(B)	(C)	(D)	(E)	(F)	(G)	(H)	(I)		
Line No.	Type	Vendor	Rate Case	Audit	Other	Total	Account	Invoice	Description	Period
21,421	Other	PETROCHEM INSULATION INC				2,330.82	512100	119266	SCAFFOLD MODIFICATIONS (ASH HOPPER)	MAY-2011
21,422	Other	PETROCHEM INSULATION INC				10,088.13	512100	120767	U3 ADDITIONAL ID FAN INSULATION AND SCAFFOLD (PRICE NOT TO EXCEED)	Jun-2011
21,423	Other	PETROCHEM INSULATION INC				3,494.48	512100	120767	U3 ADDITIONAL ID FAN INSULATION AND SCAFFOLD (PRICE NOT TO EXCEED)	Jun-2011
21,424	Other	PETROTECH INC				5,834.00	553100	2115	ENGINEERING SERVICES PER PETROTECH PROPOSAL 11-0030, DATED 3/9/11	Jun-2011
21,425	Other	PETROTECH INC				5,833.00	553100	2115	ENGINEERING SERVICES PER PETROTECH PROPOSAL 11-0030, DATED 3/9/11	Jun-2011
21,426	Other	PETROTECH INC				5,833.00	553100	2115	ENGINEERING SERVICES PER PETROTECH PROPOSAL 11-0030, DATED 3/9/11	Jun-2011
21,427	Other	PETROTECH INC				(3,017.00)	553100	002159	ENGINEERING SERVICES PER PETROTECH PROPOSAL 11-0030, DATED 3/9/11	AUG-2011
21,428	Other	PETROTECH INC				(3,016.50)	553100	002159	ENGINEERING SERVICES PER PETROTECH PROPOSAL 11-0030, DATED 3/9/11	AUG-2011
21,429	Other	PETROTECH INC				(3,016.50)	553100	002159	ENGINEERING SERVICES PER PETROTECH PROPOSAL 11-0030, DATED 3/9/11	AUG-2011
21,430	Other	PHILLIPS TREE EXPERTS INC				2,176.32	593004	8075	PROJ# 132583- HAZARD CREWS LABOR 301	JUL-2011
21,431	Other	PHILLIPS TREE EXPERTS INC				435.60	593004	8075	PROJ# 132583- HAZARD CREWS EQUIP. 303	JUL-2011
21,432	Other	PHILLIPS TREE EXPERTS INC				8,983.39	593004	8234	LABOR-301	SEP-2011
21,433	Other	PHILLIPS TREE EXPERTS INC				2,504.19	593004	8234	EQUIP-303	SEP-2011
21,434	Other	PHILLIPS TREE EXPERTS INC				27,044.24	593004	8240	LABOR-301	SEP-2011
21,435	Other	PHILLIPS TREE EXPERTS INC				5,384.95	593004	8240	EQUIP-303	SEP-2011
21,436	Other	PHILLIPS TREE EXPERTS INC				1,843.48	593004	8275	PROJ# 132636- ROUTINE CREWS EQUIP. 303	SEP-2011
21,437	Other	PHILLIPS TREE EXPERTS INC				10,992.35	593004	E7738	PROJ# 132583- HAZARD CREWS LABOR 301	APR-2011
21,438	Other	PHILLIPS TREE EXPERTS INC				1,671.48	593004	E7738	PROJ# 132583- HAZARD CREWS EQUIP. 303	APR-2011
21,439	Other	PHILLIPS TREE EXPERTS INC				686.40	593004	E7739	PROJ# 132635- MID CYCLE CREWS LABOR 301	APR-2011
21,440	Other	PHILLIPS TREE EXPERTS INC				148.40	593004	E7739	PROJ# 132635- MID CYCLE CREWS EQUIP. 303	APR-2011
21,441	Other	PHILLIPS TREE EXPERTS INC				11,987.20	593004	E7763	LABOR-301	APR-2011
21,442	Other	PHILLIPS TREE EXPERTS INC				2,611.87	593004	E7763	EQUIP-303	APR-2011
21,443	Other	PHILLIPS TREE EXPERTS INC				5,036.71	593004	E7764	PROJ# 132636- ROUTINE CREWS LABOR 301	APR-2011
21,444	Other	PHILLIPS TREE EXPERTS INC				753.13	593004	E7764	PROJ# 132636- ROUTINE CREWS EQUIP. 303	APR-2011
21,445	Other	PHILLIPS TREE EXPERTS INC				6,839.14	593004	E7765	PROJ# 132583- HAZARD CREWS LABOR 301	APR-2011
21,446	Other	PHILLIPS TREE EXPERTS INC				1,611.53	593004	E7765	PROJ# 132583- HAZARD CREWS EQUIP. 303	APR-2011
21,447	Other	PHILLIPS TREE EXPERTS INC				1,712.60	593004	E7766	PROJ# 132635- MID CYCLE CREWS LABOR 301	APR-2011
21,448	Other	PHILLIPS TREE EXPERTS INC				355.10	593004	E7766	PROJ# 132635- MID CYCLE CREWS EQUIP. 303	APR-2011
21,449	Other	PHILLIPS TREE EXPERTS INC				15,005.19	593004	E7813	LABOR-301	APR-2011
21,450	Other	PHILLIPS TREE EXPERTS INC				2,257.27	593004	E7813	EQUIP-303	APR-2011
21,451	Other	PHILLIPS TREE EXPERTS INC				1,078.12	593001	E7815	INVOICE NO. E-7815 - LABOR	MAY-2011
21,452	Other	PHILLIPS TREE EXPERTS INC				222.60	593001	E7815	INVOICE NO. E-7815 - EQUIP	MAY-2011
21,453	Other	PHILLIPS TREE EXPERTS INC				5,134.17	593004	E7816	PROJ# 132636- ROUTINE CREWS LABOR 301	APR-2011
21,454	Other	PHILLIPS TREE EXPERTS INC				947.64	593004	E7816	PROJ# 132636- ROUTINE CREWS EQUIP. 303	APR-2011
21,455	Other	PHILLIPS TREE EXPERTS INC				10,180.24	593004	E7817	PROJ# 132583- HAZARD CREWS LABOR 301	MAY-2011
21,456	Other	PHILLIPS TREE EXPERTS INC				2,202.16	593004	E7817	PROJ# 132583- HAZARD CREWS EQUIP. 303	MAY-2011
21,457	Other	PHILLIPS TREE EXPERTS INC				1,247.06	593004	E7818	PROJ# 132635- MID CYCLE CREWS LABOR 301	MAY-2011
21,458	Other	PHILLIPS TREE EXPERTS INC				200.34	593004	E7818	PROJ# 132635- MID CYCLE CREWS EQUIP. 303	MAY-2011
21,459	Other	PHILLIPS TREE EXPERTS INC				20,446.92	593004	E7851	LABOR-301	MAY-2011
21,460	Other	PHILLIPS TREE EXPERTS INC				2,859.76	593004	E7851	EQUIP-303	MAY-2011
21,461	Other	PHILLIPS TREE EXPERTS INC				2,971.33	593004	E7852	INVOICE NO. E-7852 - LABOR	MAY-2011
21,462	Other	PHILLIPS TREE EXPERTS INC				280.70	593004	E7852	INVOICE NO. E-7852 - EQUIP	MAY-2011
21,463	Other	PHILLIPS TREE EXPERTS INC				486.92	593004	E7853	PROJ# 132636- ROUTINE CREWS LABOR 301	MAY-2011
21,464	Other	PHILLIPS TREE EXPERTS INC				52.47	593004	E7853	PROJ# 132636- ROUTINE CREWS EQUIP. 303	MAY-2011
21,465	Other	PHILLIPS TREE EXPERTS INC				7,694.80	593004	E7854	PROJ# 132583- HAZARD CREWS LABOR 301	MAY-2011
21,466	Other	PHILLIPS TREE EXPERTS INC				1,777.19	593004	E7854	PROJ# 132583- HAZARD CREWS EQUIP. 303	MAY-2011
21,467	Other	PHILLIPS TREE EXPERTS INC				702.80	593004	E7855	PROJ# 132635- MID CYCLE CREWS LABOR 301	MAY-2011
21,468	Other	PHILLIPS TREE EXPERTS INC				100.60	593004	E7855	PROJ# 132635- MID CYCLE CREWS EQUIP. 303	MAY-2011
21,469	Other	PHILLIPS TREE EXPERTS INC				396.69	921903	E7856	South Paducah Tree Trimming	MAY-2011
21,470	Other	PHILLIPS TREE EXPERTS INC				10,336.43	593004	E7886	LABOR-301	MAY-2011
21,471	Other	PHILLIPS TREE EXPERTS INC				1,991.24	593004	E7886	EQUIP-303	MAY-2011
21,472	Other	PHILLIPS TREE EXPERTS INC				134.54	593004	E7887	PROJ# 132636- ROUTINE CREWS LABOR 301	MAY-2011

KENTUCKY UTILITIES COMPANY
Case No. 2012- 00221
Analysis of Professional Services Expenses For the Test Year

(A)	(B)	(C)	(D)	(E)	(F)	(G)	(H)	(I)		
Line No.	Type	Vendor	Rate Case	Audit	Other	Total	Account	Invoice	Description	Period
21,473	Other	PHILLIPS TREE EXPERTS INC				29.68	593004	E7887	PROJ# 132636- ROUTINE CREWS EQUIP. 303	MAY-2011
21,474	Other	PHILLIPS TREE EXPERTS INC				7,565.45	593004	E7888	PROJ# 132583- HAZARD CREWS LABOR 301	MAY-2011
21,475	Other	PHILLIPS TREE EXPERTS INC				1,654.28	593004	E7888	PROJ# 132583- HAZARD CREWS EQUIP. 303	MAY-2011
21,476	Other	PHILLIPS TREE EXPERTS INC				33,344.93	593004	E7929	LABOR-301	Jun-2011
21,477	Other	PHILLIPS TREE EXPERTS INC				12,253.45	593004	E7929	EQUIP-303	Jun-2011
21,478	Other	PHILLIPS TREE EXPERTS INC				6,436.37	593004	E7930	PROJ# 132583- HAZARD CREWS LABOR 301	Jun-2011
21,479	Other	PHILLIPS TREE EXPERTS INC				1,816.24	593004	E7930	PROJ# 132583- HAZARD CREWS EQUIP. 303	Jun-2011
21,480	Other	PHILLIPS TREE EXPERTS INC				2,292.58	593004	E7931	PROJ# 132635- MID CYCLE CREWS LABOR 301	Jun-2011
21,481	Other	PHILLIPS TREE EXPERTS INC				603.36	593004	E7931	PROJ# 132635- MID CYCLE CREWS EQUIP. 303	Jun-2011
21,482	Other	PHILLIPS TREE EXPERTS INC				1,225.95	593004	E7932	PROJ# 132636- ROUTINE CREWS LABOR 301	Jun-2011
21,483	Other	PHILLIPS TREE EXPERTS INC				343.44	593004	E7932	PROJ# 132636- ROUTINE CREWS EQUIP. 303	Jun-2011
21,484	Other	PHILLIPS TREE EXPERTS INC				29,926.76	593004	E7961	LABOR-301	Jun-2011
21,485	Other	PHILLIPS TREE EXPERTS INC				4,421.98	593004	E7961	EQUIP-303	Jun-2011
21,486	Other	PHILLIPS TREE EXPERTS INC				92.02	593004	E7962	PROJ# 132636- ROUTINE CREWS LABOR 301	Jun-2011
21,487	Other	PHILLIPS TREE EXPERTS INC				29.68	593004	E7962	PROJ# 132636- ROUTINE CREWS EQUIP. 303	Jun-2011
21,488	Other	PHILLIPS TREE EXPERTS INC				2,765.90	593004	E7963	PROJ# 132583- HAZARD CREWS LABOR 301	Jun-2011
21,489	Other	PHILLIPS TREE EXPERTS INC				696.37	593004	E7963	PROJ# 132583- HAZARD CREWS EQUIP. 303	Jun-2011
21,490	Other	PHILLIPS TREE EXPERTS INC				4,519.79	593004	E7964	PROJ# 132635- MID CYCLE CREWS LABOR 301	Jun-2011
21,491	Other	PHILLIPS TREE EXPERTS INC				912.44	593004	E7964	PROJ# 132635- MID CYCLE CREWS EQUIP. 303	Jun-2011
21,492	Other	PHILLIPS TREE EXPERTS INC				23,838.87	593004	E7993	LABOR-301	JUL-2011
21,493	Other	PHILLIPS TREE EXPERTS INC				5,350.98	593004	E7993	EQUIP-303	JUL-2011
21,494	Other	PHILLIPS TREE EXPERTS INC				3,263.15	593004	E7994	PROJ# 132636- ROUTINE CREWS LABOR 301	JUL-2011
21,495	Other	PHILLIPS TREE EXPERTS INC				615.86	593004	E7994	PROJ# 132636- ROUTINE CREWS EQUIP. 303	JUL-2011
21,496	Other	PHILLIPS TREE EXPERTS INC				7,691.76	593004	E7995	PROJ# 132583- HAZARD CREWS LABOR 301	JUL-2011
21,497	Other	PHILLIPS TREE EXPERTS INC				1,668.18	593004	E7995	PROJ# 132583- HAZARD CREWS EQUIP. 303	JUL-2011
21,498	Other	PHILLIPS TREE EXPERTS INC				2,677.65	593004	E7996	PROJ# 132635- MID CYCLE CREWS LABOR 301	JUL-2011
21,499	Other	PHILLIPS TREE EXPERTS INC				581.94	593004	E7996	PROJ# 132635- MID CYCLE CREWS EQUIP. 303	JUL-2011
21,500	Other	PHILLIPS TREE EXPERTS INC				16,381.32	593004	E8064	LABOR-301	JUL-2011
21,501	Other	PHILLIPS TREE EXPERTS INC				4,214.53	593004	E8064	EQUIP-303	JUL-2011
21,502	Other	PHILLIPS TREE EXPERTS INC				8,002.60	593004	E8065	PROJ# 132583- HAZARD CREWS LABOR 301	JUL-2011
21,503	Other	PHILLIPS TREE EXPERTS INC				1,569.80	593004	E8065	PROJ# 132583- HAZARD CREWS EQUIP. 303	JUL-2011
21,504	Other	PHILLIPS TREE EXPERTS INC				138.03	593004	E8066	PROJ# 132636- ROUTINE CREWS LABOR 301	JUL-2011
21,505	Other	PHILLIPS TREE EXPERTS INC				44.52	593004	E8066	PROJ# 132636- ROUTINE CREWS EQUIP. 303	JUL-2011
21,506	Other	PHILLIPS TREE EXPERTS INC				18,734.43	593004	E8090	LABOR-301	AUG-2011
21,507	Other	PHILLIPS TREE EXPERTS INC				4,403.96	593004	E8090	EQUIP-303	AUG-2011
21,508	Other	PHILLIPS TREE EXPERTS INC				8,451.50	593004	E8091	PROJ# 132583- HAZARD CREWS LABOR 301	AUG-2011
21,509	Other	PHILLIPS TREE EXPERTS INC				1,991.63	593004	E8091	PROJ# 132583- HAZARD CREWS EQUIP. 303	AUG-2011
21,510	Other	PHILLIPS TREE EXPERTS INC				6,379.00	593004	E8130	LABOR-301	AUG-2011
21,511	Other	PHILLIPS TREE EXPERTS INC				6,005.05	593004	E8130	EQUIP-303	AUG-2011
21,512	Other	PHILLIPS TREE EXPERTS INC				7,098.97	593004	E8131	PROJ# 132636- ROUTINE CREWS LABOR 301	AUG-2011
21,513	Other	PHILLIPS TREE EXPERTS INC				961.42	593004	E8131	PROJ# 132636- ROUTINE CREWS EQUIP. 303	AUG-2011
21,514	Other	PHILLIPS TREE EXPERTS INC				7,771.59	593004	E8132	PROJ# 132583- HAZARD CREWS LABOR 301	AUG-2011
21,515	Other	PHILLIPS TREE EXPERTS INC				1,919.73	593004	E8132	PROJ# 132583- HAZARD CREWS EQUIP. 303	AUG-2011
21,516	Other	PHILLIPS TREE EXPERTS INC				3,542.77	593004	E8179	LABOR-301	AUG-2011
21,517	Other	PHILLIPS TREE EXPERTS INC				2,910.82	593004	E8179	EQUIP-303	AUG-2011
21,518	Other	PHILLIPS TREE EXPERTS INC				11,912.30	593004	E8180	PROJ# 132636- ROUTINE CREWS LABOR 301	AUG-2011
21,519	Other	PHILLIPS TREE EXPERTS INC				1,787.84	593004	E8180	PROJ# 132636- ROUTINE CREWS EQUIP. 303	AUG-2011
21,520	Other	PHILLIPS TREE EXPERTS INC				4,074.60	593004	E8181	PROJ# 132583- HAZARD CREWS LABOR 301	AUG-2011
21,521	Other	PHILLIPS TREE EXPERTS INC				888.10	593004	E8181	PROJ# 132583- HAZARD CREWS EQUIP. 303	AUG-2011
21,522	Other	PHILLIPS TREE EXPERTS INC				1,369.89	593004	E8182	PROJ# 132635- MID CYCLE CREWS LABOR 301	AUG-2011
21,523	Other	PHILLIPS TREE EXPERTS INC				313.18	593004	E8182	PROJ# 132635- MID CYCLE CREWS EQUIP. 303	AUG-2011
21,524	Other	PHILLIPS TREE EXPERTS INC				7,975.91	593004	E8235	PROJ# 132583- HAZARD CREWS LABOR 301	SEP-2011
21,525	Other	PHILLIPS TREE EXPERTS INC				1,236.19	593004	E8235	PROJ# 132583- HAZARD CREWS EQUIP. 303	SEP-2011
21,526	Other	PHILLIPS TREE EXPERTS INC				4,968.80	593004	E8236	PROJ# 132635- MID CYCLE CREWS LABOR 301	SEP-2011
21,527	Other	PHILLIPS TREE EXPERTS INC				702.00	593004	E8236	PROJ# 132635- MID CYCLE CREWS EQUIP. 303	SEP-2011
21,528	Other	PHILLIPS TREE EXPERTS INC				8,237.20	593004	E8261	LABOR-301	SEP-2011
21,529	Other	PHILLIPS TREE EXPERTS INC				3,577.96	593004	E8261	EQUIP-303	SEP-2011
21,530	Other	PHILLIPS TREE EXPERTS INC				3,362.41	593004	E8262	PROJ# 132636- ROUTINE CREWS EQUIP. 303	SEP-2011
21,531	Other	PHILLIPS TREE EXPERTS INC				6,696.65	593004	E8263	PROJ# 132583- HAZARD CREWS LABOR 301	SEP-2011
21,532	Other	PHILLIPS TREE EXPERTS INC				1,537.08	593004	E8263	PROJ# 132583- HAZARD CREWS EQUIP. 303	SEP-2011

KENTUCKY UTILITIES COMPANY
Case No. 2012- 00221
Analysis of Professional Services Expenses For the Test Year

(A)	(B)	(C)	(D)	(E)	(F)	(G)	(H)	(I)		
Line No.	Type	Vendor	Rate Case	Audit	Other	Total	Account	Invoice	Description	Period
21,533	Other	PHILLIPS TREE EXPERTS INC				4,906.84	593004	E8264	PROJ# 132635- MID CYCLE CREWS LABOR 301	SEP-2011
21,534	Other	PHILLIPS TREE EXPERTS INC				899.74	593004	E8264	PROJ# 132636- MID CYCLE CREWS EQUIP. 303	SEP-2011
21,535	Other	PHILLIPS TREE EXPERTS INC				17,181.16	593004	E8285	LABOR-301	OCT-2011
21,536	Other	PHILLIPS TREE EXPERTS INC				4,950.81	593004	E8285	EQUIP-303	OCT-2011
21,537	Other	PHILLIPS TREE EXPERTS INC				1,279.26	593004	E8286	PROJ# 132583- HAZARD CREWS LABOR 301	OCT-2011
21,538	Other	PHILLIPS TREE EXPERTS INC				400.68	593004	E8286	PROJ# 132583- HAZARD CREWS EQUIP. 303	OCT-2011
21,539	Other	PHILLIPS TREE EXPERTS INC				1,326.64	593004	E8287	PROJ# 132635- MID CYCLE CREWS LABOR 301	OCT-2011
21,540	Other	PHILLIPS TREE EXPERTS INC				415.52	593004	E8287	PROJ# 132635- MID CYCLE CREWS EQUIP. 303	OCT-2011
21,541	Other	PHILLIPS TREE EXPERTS INC				14,516.06	593004	E8351	LABOR-301	OCT-2011
21,542	Other	PHILLIPS TREE EXPERTS INC				4,262.99	593004	E8351	EQUIP-303	OCT-2011
21,543	Other	PHILLIPS TREE EXPERTS INC				328.81	593004	E8352	PROJ# 132583- HAZARD CREWS LABOR 301	OCT-2011
21,544	Other	PHILLIPS TREE EXPERTS INC				89.04	593004	E8352	PROJ# 132583- HAZARD CREWS EQUIP. 303	OCT-2011
21,545	Other	PHILLIPS TREE EXPERTS INC				3,369.20	593004	E8353	PROJ# 132635- MID CYCLE CREWS LABOR 301	Dec-2011
21,546	Other	PHILLIPS TREE EXPERTS INC				697.48	593004	E8353	PROJ# 132635- MID CYCLE CREWS EQUIP. 303	Dec-2011
21,547	Other	PHILLIPS TREE EXPERTS INC				6,308.04	593004	E8372	LABOR-301	NOV-2011
21,548	Other	PHILLIPS TREE EXPERTS INC				1,577.01	593004	E8372	EQUIP-303	NOV-2011
21,549	Other	PHILLIPS TREE EXPERTS INC				5,805.18	593004	E8373	PROJ# 132583- HAZARD CREWS LABOR 301	NOV-2011
21,550	Other	PHILLIPS TREE EXPERTS INC				1,135.44	593004	E8373	PROJ# 132583- HAZARD CREWS EQUIP. 303	NOV-2011
21,551	Other	PHILLIPS TREE EXPERTS INC				21,308.72	593004	E8429	LABOR-301	NOV-2011
21,552	Other	PHILLIPS TREE EXPERTS INC				3,426.73	593004	E8429	EQUIP-303	NOV-2011
21,553	Other	PHILLIPS TREE EXPERTS INC				5,011.40	593004	E8430	PROJ# 132583- HAZARD CREWS LABOR 301	NOV-2011
21,554	Other	PHILLIPS TREE EXPERTS INC				947.40	593004	E8430	PROJ# 132583- HAZARD CREWS EQUIP. 303	NOV-2011
21,555	Other	PHILLIPS TREE EXPERTS INC				11,575.11	593004	E8450	LABOR-301	Dec-2011
21,556	Other	PHILLIPS TREE EXPERTS INC				2,153.39	593004	E8450	EQUIP-303	Dec-2011
21,557	Other	PHILLIPS TREE EXPERTS INC				11,860.46	593004	E8451	PROJ# 132583- HAZARD CREWS LABOR 301	Dec-2011
21,558	Other	PHILLIPS TREE EXPERTS INC				1,905.09	593004	E8451	PROJ# 132583- HAZARD CREWS EQUIP. 303	Dec-2011
21,559	Other	PHILLIPS TREE EXPERTS INC				6,321.95	593004	E8486	LABOR-301	Dec-2011
21,560	Other	PHILLIPS TREE EXPERTS INC				1,752.06	593004	E8486	EQUIP-303	Dec-2011
21,561	Other	PHILLIPS TREE EXPERTS INC				1,107.90	593004	E8487	Routine Hazard Tree Work	Dec-2011
21,562	Other	PHILLIPS TREE EXPERTS INC				4,399.48	593004	E8488	PROJ# 132583- HAZARD CREWS LABOR 301	Dec-2011
21,563	Other	PHILLIPS TREE EXPERTS INC				3,849.68	593004	E8488	PROJ# 132583- HAZARD CREWS EQUIP. 303	Dec-2011
21,564	Other	PHILLIPS TREE EXPERTS INC				29,807.07	593004	E8503	LABOR-301	Dec-2011
21,565	Other	PHILLIPS TREE EXPERTS INC				4,852.32	593004	E8503	EQUIP-303	Dec-2011
21,566	Other	PHILLIPS TREE EXPERTS INC				(985.33)	593004	E8557	LABOR-301	Feb-2012
21,567	Other	PHILLIPS TREE EXPERTS INC				(246.33)	593004	E8557	EQUIP-303	Feb-2012
21,568	Other	PHILLIPS TREE EXPERTS INC				12,336.66	593004	E8573	LABOR-301	Feb-2012
21,569	Other	PHILLIPS TREE EXPERTS INC				2,846.08	593004	E8573	EQUIP-303	Feb-2012
21,570	Other	PHILLIPS TREE EXPERTS INC				310.80	593004	E8574	PROJ# 132636- ROUTINE CREWS HAZARD WORK LABOR 0301	Feb-2012
21,571	Other	PHILLIPS TREE EXPERTS INC				124.38	593004	E8574	PROJ# 132636- ROUTINE CREWS HAZARD WORK EQUIP 0303	Feb-2012
21,572	Other	PHILLIPS TREE EXPERTS INC				22,961.82	593004	E8605	LABOR-301	Feb-2012
21,573	Other	PHILLIPS TREE EXPERTS INC				3,313.07	593004	E8605	EQUIP-303	Feb-2012
21,574	Other	PHILLIPS TREE EXPERTS INC				2,025.52	593004	E8606	PROJ# 132636- ROUTINE CREWS HAZARD WORK LABOR 0301	Feb-2012
21,575	Other	PHILLIPS TREE EXPERTS INC				377.02	593004	E8606	PROJ# 132636- ROUTINE CREWS HAZARD WORK EQUIP 0303	Feb-2012
21,576	Other	PHILLIPS TREE EXPERTS INC				54,219.38	593004	E8650	LABOR-301	Feb-2012
21,577	Other	PHILLIPS TREE EXPERTS INC				6,007.11	593004	E8650	EQUIP-303	Feb-2012
21,578	Other	PHILLIPS TREE EXPERTS INC				5,022.15	593004	E8651	PROJ# 132636- ROUTINE CREWS HAZARD WORK LABOR 0301	Feb-2012
21,579	Other	PHILLIPS TREE EXPERTS INC				438.22	593004	E8651	PROJ# 132636- ROUTINE CREWS HAZARD WORK EQUIP 0303	Feb-2012
21,580	Other	PHILLIPS TREE EXPERTS INC				28,998.79	593004	E8681	LABOR-301	MAR-2012
21,581	Other	PHILLIPS TREE EXPERTS INC				4,406.69	593004	E8681	EQUIP-303	MAR-2012
21,582	Other	PHILLIPS TREE EXPERTS INC				4,577.25	593004	E8682	PROJ# 132636- ROUTINE CREWS HAZARD WORK LABOR 0301	MAR-2012
21,583	Other	PHILLIPS TREE EXPERTS INC				574.51	593004	E8682	PROJ# 132636- ROUTINE CREWS HAZARD WORK EQUIP 0303	MAR-2012
21,584	Other	PHILLIPS TREE EXPERTS INC				22,521.70	593004	E8721	LABOR-301	MAR-2012
21,585	Other	PHILLIPS TREE EXPERTS INC				3,373.54	593004	E8721	EQUIP-303	MAR-2012
21,586	Other	PHILLIPS TREE EXPERTS INC				8,936.09	593004	E8722	INVOICE NO. E-8722 - LABOR	MAR-2012
21,587	Other	PHILLIPS TREE EXPERTS INC				1,286.00	593004	E8722	INVOICE NO. E-8722 - EQUIP	MAR-2012
21,588	Other	PHILLIPS TREE EXPERTS INC				1,538.82	593004	E8723	PROJ# 132636- ROUTINE CREWS HAZARD WORK LABOR 0301	MAR-2012
21,589	Other	PHILLIPS TREE EXPERTS INC				249.10	593004	E8723	PROJ# 132636- ROUTINE CREWS HAZARD WORK EQUIP 0303	MAR-2012
21,590	Other	PHILLIPS TREE EXPERTS INC				60,262.74	571100		Manual Accrual-Phillips - KU	MAR-2012
21,591	Other	PHILLIPS TREE EXPERTS INC				16,417.55	571100		Manual Accrual-Phillips - KU	MAR-2012
21,592	Other	PHILLIPS TREE EXPERTS INC				106,273.00	593004		J702-0110-0312 Adjustment USD J702-0110-0312 Adjustment USD J703-0110-0312 Adjustment USD	MAR-2012

KENTUCKY UTILITIES COMPANY
Case No. 2012- 00221
Analysis of Professional Services Expenses For the Test Year

(A)	(B)	(C)	(D)	(E)	(F)	(G)	(H)	(I)		
Line No.	Type	Vendor	Rate Case	Audit	Other	Total	Account	Invoice	Description	Period
21,593	Other	PHILLIPS TREE EXPERTS INC				50,017.00	593004	J703-0110-0312 Adjustment USD	Phillips Tree Services	MAR-2012
21,594	Other	PHILLIPS TREE EXPERTS INC				47,940.00	593004	J703-0110-0312 Adjustment USD	Phillips Tree Services	MAR-2012
21,595	Other	PHILLIPS TREE EXPERTS INC				45,000.00	593004	J703-0110-0312 Adjustment USD	Phillips Tree Services	MAR-2012
21,596	Other	PHILLIPS TREE EXPERTS INC				6,000.00	570100	K7479	Phillips Tree Experts clearing brush and trees from around Harlan Wye Substation to make way for new fence and 12kv substation. Reference invoice # K-7479.	Jan-2012
21,597	Other	PHILLIPS TREE EXPERTS INC				31,148.30	593004	K7774	LABOR-301	APR-2011
21,598	Other	PHILLIPS TREE EXPERTS INC				3,567.20	593004	K7774	EQUIP-303	APR-2011
21,599	Other	PHILLIPS TREE EXPERTS INC				4,006.50	593002	K7776	INVOICE NO. K-7776 - LABOR	APR-2011
21,600	Other	PHILLIPS TREE EXPERTS INC				335.00	593002	K7776	INVOICE NO. K-7776 - EQUIP	APR-2011
21,601	Other	PHILLIPS TREE EXPERTS INC				7,900.78	593004	K7777	PROJ# 132636- ROUTINE CREWS LABOR 301	APR-2011
21,602	Other	PHILLIPS TREE EXPERTS INC				2,241.00	593004	K7777	PROJ# 132636- ROUTINE CREWS EQUIP. 303	APR-2011
21,603	Other	PHILLIPS TREE EXPERTS INC				27,122.95	593004	K7825	LABOR-301	APR-2011
21,604	Other	PHILLIPS TREE EXPERTS INC				3,158.48	593004	K7825	EQUIP-303	APR-2011
21,605	Other	PHILLIPS TREE EXPERTS INC				32,936.45	593004	K7827	INVOICE NO - K-7827 - LABOR	MAY-2011
21,606	Other	PHILLIPS TREE EXPERTS INC				10,082.72	593004	K7827	INVOICE NO - K-7827 - LABOR	MAY-2011
21,607	Other	PHILLIPS TREE EXPERTS INC				4,158.71	593004	K7827	INVOICE NO - K-7827 - EQUIP	MAY-2011
21,608	Other	PHILLIPS TREE EXPERTS INC				1,002.60	593004	K7827	INVOICE NO - K-7827 - EQUIP	MAY-2011
21,609	Other	PHILLIPS TREE EXPERTS INC				4,569.52	593004	K7828	PROJ# 132636- ROUTINE CREWS LABOR 301	APR-2011
21,610	Other	PHILLIPS TREE EXPERTS INC				1,453.10	593004	K7828	PROJ# 132636- ROUTINE CREWS EQUIP. 303	APR-2011
21,611	Other	PHILLIPS TREE EXPERTS INC				39,255.87	593004	K7857	LABOR-301	MAY-2011
21,612	Other	PHILLIPS TREE EXPERTS INC				10,545.63	593004	K7857	EQUIP-303	MAY-2011
21,613	Other	PHILLIPS TREE EXPERTS INC				4,680.76	593004	K7859	INVOICE NO. - K7859 - LABOR	MAY-2011
21,614	Other	PHILLIPS TREE EXPERTS INC				2,238.65	593002	K7859	INVOICE NO. - K7859 - LABOR	MAY-2011
21,615	Other	PHILLIPS TREE EXPERTS INC				1,092.40	593004	K7859	INVOICE NO. - K7859 - LABOR	MAY-2011
21,616	Other	PHILLIPS TREE EXPERTS INC				430.40	593004	K7859	INVOICE NO. - K7859 - EQUIP	MAY-2011
21,617	Other	PHILLIPS TREE EXPERTS INC				296.00	593004	K7859	INVOICE NO. - K7859 - EQUIP	MAY-2011
21,618	Other	PHILLIPS TREE EXPERTS INC				150.75	593002	K7859	INVOICE NO. - K7859 - EQUIP	MAY-2011
21,619	Other	PHILLIPS TREE EXPERTS INC				4,923.90	593004	K7860	PROJ# 132636- ROUTINE CREWS LABOR 301	MAY-2011
21,620	Other	PHILLIPS TREE EXPERTS INC				945.20	593004	K7860	PROJ# 132636- ROUTINE CREWS EQUIP. 303	MAY-2011
21,621	Other	PHILLIPS TREE EXPERTS INC				30,387.01	593004	K7896	LABOR-301	MAY-2011
21,622	Other	PHILLIPS TREE EXPERTS INC				4,181.75	593004	K7896	EQUIP-303	MAY-2011
21,623	Other	PHILLIPS TREE EXPERTS INC				43,524.83	593004	K7897	INVOICE NO. K-7897 - LABOR	MAY-2011
21,624	Other	PHILLIPS TREE EXPERTS INC				5,166.18	593004	K7897	INVOICE NO. K-7897 - EQUIP	MAY-2011
21,625	Other	PHILLIPS TREE EXPERTS INC				835.80	593004	K7898	PROJ# 132636- ROUTINE CREWS LABOR 301	MAY-2011
21,626	Other	PHILLIPS TREE EXPERTS INC				296.00	593004	K7898	PROJ# 132636- ROUTINE CREWS EQUIP. 303	MAY-2011
21,627	Other	PHILLIPS TREE EXPERTS INC				5,576.35	570100	K7917	Contract labor and equipment for clearing brush and trees from around substations in the Pineville/ODP service area. Reference invoice # K-7917.	Jun-2011
21,628	Other	PHILLIPS TREE EXPERTS INC				5,576.35	582100	K7917	Contract labor and equipment for clearing brush and trees from around substations in the Pineville/ODP service area. Reference invoice # K-7917.	Jun-2011
21,629	Other	PHILLIPS TREE EXPERTS INC				52,531.22	593004	K7933	LABOR-301	Jun-2011
21,630	Other	PHILLIPS TREE EXPERTS INC				17,782.16	593004	K7933	EQUIP-303	Jun-2011
21,631	Other	PHILLIPS TREE EXPERTS INC				764.02	593004	K7934	INVOICE NO. K-7934 - LABOR	Jun-2011
21,632	Other	PHILLIPS TREE EXPERTS INC				40.20	593004	K7934	INVOICE NO. K-7934 - EQUIP	Jun-2011
21,633	Other	PHILLIPS TREE EXPERTS INC				10,267.72	593004	K7935	PROJ# 132636- ROUTINE CREWS LABOR 301	Jun-2011
21,634	Other	PHILLIPS TREE EXPERTS INC				2,083.60	593004	K7935	PROJ# 132636- ROUTINE CREWS EQUIP. 303	Jun-2011
21,635	Other	PHILLIPS TREE EXPERTS INC				44,920.14	593004	K7969	LABOR-301	Jun-2011
21,636	Other	PHILLIPS TREE EXPERTS INC				9,281.22	593004	K7969	EQUIP-303	Jun-2011
21,637	Other	PHILLIPS TREE EXPERTS INC				9,415.84	593004	K7971	INVOICE NO. K-7971 - LABOR	Jun-2011
21,638	Other	PHILLIPS TREE EXPERTS INC				1,139.66	593004	K7971	INVOICE NO. K-7971 - EQUIP	Jun-2011
21,639	Other	PHILLIPS TREE EXPERTS INC				3,223.92	593004	K7972	PROJ# 132636- ROUTINE CREWS LABOR 301	Jun-2011
21,640	Other	PHILLIPS TREE EXPERTS INC				673.60	593004	K7972	PROJ# 132636- ROUTINE CREWS EQUIP. 303	Jun-2011
21,641	Other	PHILLIPS TREE EXPERTS INC				5,577.16	582100	K7977	Distribution Substation Weed spraying in the Somerset, London, Pineville, Harlan and ODP areas. Reference invoice # K-7977.	Jun-2011
21,642	Other	PHILLIPS TREE EXPERTS INC				4,642.17	570100	K7977	Transmission Substation Weed spraying in the Somerset, London, Pineville, Harlan and ODP areas. Reference invoice # K-7978.	Jun-2011
21,643	Other	PHILLIPS TREE EXPERTS INC				4,686.78	570100	K7978	Transmission Substation Weed spraying in the Somerset, London, Pineville, Harlan and ODP areas. Reference invoice # K-7978.	Jun-2011
21,644	Other	PHILLIPS TREE EXPERTS INC				4,405.28	582100	K7978	Distribution Substation Weed spraying in the Somerset, London, Pineville, Harlan and ODP areas. Reference invoice # K-7977.	Jun-2011
21,645	Other	PHILLIPS TREE EXPERTS INC				27,069.74	593004	K8008	LABOR-301	JUL-2011

KENTUCKY UTILITIES COMPANY
Case No. 2012- 00221
Analysis of Professional Services Expenses For the Test Year

(A)	(B)	(C)	(D)	(E)	(F)	(G)	(H)	(I)		
Line No.	Type	Vendor	Rate Case	Audit	Other	Total	Account	Invoice	Description	Period
21,646	Other	PHILLIPS TREE EXPERTS INC				7,072.84	593004	K8008	EQUIP-303	JUL-2011
21,647	Other	PHILLIPS TREE EXPERTS INC				7,562.05	593004	K8010	INVOICE NO. K-8010 - LABOR	JUL-2011
21,648	Other	PHILLIPS TREE EXPERTS INC				570.94	593004	K8010	INVOICE NO. K-8010 - EQUIP	JUL-2011
21,649	Other	PHILLIPS TREE EXPERTS INC				16,898.09	593004	K8011	LABOR-301	JUL-2011
21,650	Other	PHILLIPS TREE EXPERTS INC				2,304.29	593004	K8011	EQUIP-303	JUL-2011
21,651	Other	PHILLIPS TREE EXPERTS INC				21,280.38	593004	K8012	LABOR-301	JUL-2011
21,652	Other	PHILLIPS TREE EXPERTS INC				2,765.25	593004	K8012	EQUIP-303	JUL-2011
21,653	Other	PHILLIPS TREE EXPERTS INC				17,388.34	593004	K8013	PROJ# 132636- ROUTINE CREWS LABOR 301	JUL-2011
21,654	Other	PHILLIPS TREE EXPERTS INC				3,160.04	593004	K8013	PROJ# 132636- ROUTINE CREWS EQUIP. 303	JUL-2011
21,655	Other	PHILLIPS TREE EXPERTS INC				506.89	582100	K8046	Clearing brush and weeds from around Howard's Branch and Calloway Substations. Reference invoice # K-8046.	JUL-2011
21,656	Other	PHILLIPS TREE EXPERTS INC				506.88	570100	K8046	Clearing brush and weeds from around Howard's Branch and Calloway Substations. Reference invoice # K-8046.	JUL-2011
21,657	Other	PHILLIPS TREE EXPERTS INC				6,905.80	582100	K8047	Contract labor and material for mowing around substations. Reference invoice # K-8047	JUL-2011
21,658	Other	PHILLIPS TREE EXPERTS INC				6,905.79	570100	K8047	Contract labor and material for mowing around substations. Reference invoice # K-8047	JUL-2011
21,659	Other	PHILLIPS TREE EXPERTS INC				2,396.13	570100	K8047	Contract labor and material for mowing around substations. Reference invoice # K-8047	JUL-2011
21,660	Other	PHILLIPS TREE EXPERTS INC				2,396.12	582100	K8047	Contract labor and material for mowing around substations. Reference invoice # K-8047	JUL-2011
21,661	Other	PHILLIPS TREE EXPERTS INC				22,169.52	593004	K8067	LABOR-301	JUL-2011
21,662	Other	PHILLIPS TREE EXPERTS INC				6,529.03	593004	K8067	EQUIP-303	JUL-2011
21,663	Other	PHILLIPS TREE EXPERTS INC				20,201.39	593004	K8069	INVOICE NO. K-8069 - LABOR	JUL-2011
21,664	Other	PHILLIPS TREE EXPERTS INC				5,001.66	593004	K8069	INVOICE NO. K-8069 - LABOR	JUL-2011
21,665	Other	PHILLIPS TREE EXPERTS INC				2,509.94	593004	K8069	INVOICE NO. K-8069 - EQUIP	JUL-2011
21,666	Other	PHILLIPS TREE EXPERTS INC				493.35	593004	K8069	INVOICE NO. K-8069 - EQUIP	JUL-2011
21,667	Other	PHILLIPS TREE EXPERTS INC				2,230.14	593004	K8070	PROJ# 132636- ROUTINE CREWS EQUIP. 303	JUL-2011
21,668	Other	PHILLIPS TREE EXPERTS INC				37,591.16	593004	K8095	LABOR-301	AUG-2011
21,669	Other	PHILLIPS TREE EXPERTS INC				10,758.73	593004	K8095	EQUIP-303	AUG-2011
21,670	Other	PHILLIPS TREE EXPERTS INC				4,822.80	593004	K8097	INVOICE NO. K-8097 - LABOR	AUG-2011
21,671	Other	PHILLIPS TREE EXPERTS INC				321.60	593004	K8097	INVOICE NO. K-8097 - EQUIP	AUG-2011
21,672	Other	PHILLIPS TREE EXPERTS INC				1,951.52	593004	K8098	PROJ# 132636- ROUTINE CREWS LABOR 301	AUG-2011
21,673	Other	PHILLIPS TREE EXPERTS INC				181.48	593004	K8098	PROJ# 132636- ROUTINE CREWS EQUIP. 303	AUG-2011
21,674	Other	PHILLIPS TREE EXPERTS INC				32,133.66	593004	K8133	LABOR-301	AUG-2011
21,675	Other	PHILLIPS TREE EXPERTS INC				9,218.19	593004	K8133	EQUIP-303	AUG-2011
21,676	Other	PHILLIPS TREE EXPERTS INC				5,672.59	593002	K8135	INVOICE NO. K-8135 - labor	AUG-2011
21,677	Other	PHILLIPS TREE EXPERTS INC				395.30	593002	K8135	INVOICE NO. K-8135 - EQUIP	AUG-2011
21,678	Other	PHILLIPS TREE EXPERTS INC				626.85	593004	K8136	PROJ# 132636- ROUTINE CREWS LABOR 301	AUG-2011
21,679	Other	PHILLIPS TREE EXPERTS INC				193.20	593004	K8136	PROJ# 132636- ROUTINE CREWS EQUIP. 303	AUG-2011
21,680	Other	PHILLIPS TREE EXPERTS INC				51,514.30	593004	K8185	LABOR-301	AUG-2011
21,681	Other	PHILLIPS TREE EXPERTS INC				11,036.63	593004	K8185	EQUIP-303	AUG-2011
21,682	Other	PHILLIPS TREE EXPERTS INC				2,967.48	593004	K8186	PROJ# 132636- ROUTINE CREWS LABOR 301	AUG-2011
21,683	Other	PHILLIPS TREE EXPERTS INC				594.96	593004	K8186	PROJ# 132636- ROUTINE CREWS EQUIP. 303	AUG-2011
21,684	Other	PHILLIPS TREE EXPERTS INC				26,558.62	593004	K8238	LABOR-301	SEP-2011
21,685	Other	PHILLIPS TREE EXPERTS INC				6,987.56	593004	K8238	EQUIP-303	SEP-2011
21,686	Other	PHILLIPS TREE EXPERTS INC				33,544.99	593004	K8267	LABOR-301	SEP-2011
21,687	Other	PHILLIPS TREE EXPERTS INC				8,800.86	593004	K8267	EQUIP-303	SEP-2011
21,688	Other	PHILLIPS TREE EXPERTS INC				1,586.80	593002	K8269	INVOICE NO. K-8269 - LABOR	SEP-2011
21,689	Other	PHILLIPS TREE EXPERTS INC				134.00	593002	K8269	INVOICE NO. K-8269 - EQUIP	SEP-2011
21,690	Other	PHILLIPS TREE EXPERTS INC				1,940.77	593004	K8270	LABOR-301	SEP-2011
21,691	Other	PHILLIPS TREE EXPERTS INC				515.91	593004	K8270	EQUIP-303	SEP-2011
21,692	Other	PHILLIPS TREE EXPERTS INC				4,895.38	593004	K8271	PROJ# 132636- ROUTINE CREWS LABOR 301	SEP-2011
21,693	Other	PHILLIPS TREE EXPERTS INC				415.40	593004	K8271	PROJ# 132636- ROUTINE CREWS EQUIP. 303	SEP-2011
21,694	Other	PHILLIPS TREE EXPERTS INC				45,721.52	593004	K8290	LABOR-301	OCT-2011
21,695	Other	PHILLIPS TREE EXPERTS INC				8,511.38	593004	K8290	EQUIP-303	OCT-2011
21,696	Other	PHILLIPS TREE EXPERTS INC				178.32	593002	K8292	INVOICE NO. K-8292 - LABOR	OCT-2011
21,697	Other	PHILLIPS TREE EXPERTS INC				44.52	593002	K8292	INVOICE NO. K-8292 - EQUIP	OCT-2011
21,698	Other	PHILLIPS TREE EXPERTS INC				3,172.21	593004	K8293	PROJ# 132636- ROUTINE CREWS LABOR 301	OCT-2011
21,699	Other	PHILLIPS TREE EXPERTS INC				382.26	593004	K8293	PROJ# 132636- ROUTINE CREWS EQUIP. 303	OCT-2011

KENTUCKY UTILITIES COMPANY
Case No. 2012- 00221
Analysis of Professional Services Expenses For the Test Year

(A)	(B)	(C)	(D)	(E)	(F)	(G)	(H)	(I)		
Line No.	Type	Vendor	Rate Case	Audit	Other	Total	Account	Invoice	Description	Period
21,700	Other	PHILLIPS TREE EXPERTS INC				43,272.05	593004	K8341	LABOR-301	OCT-2011
21,701	Other	PHILLIPS TREE EXPERTS INC				8,037.90	593004	K8341	EQUIP-303	OCT-2011
21,702	Other	PHILLIPS TREE EXPERTS INC				1,844.00	593002	K8343	INVOICE NO. K-8343 - LABOR	OCT-2011
21,703	Other	PHILLIPS TREE EXPERTS INC				201.00	593002	K8343	INVOICE NO. K-8343 - EQUIP	OCT-2011
21,704	Other	PHILLIPS TREE EXPERTS INC				1,511.46	593004	K8344	LABOR-301	OCT-2011
21,705	Other	PHILLIPS TREE EXPERTS INC				246.06	593004	K8344	EQUIP-303	OCT-2011
21,706	Other	PHILLIPS TREE EXPERTS INC				6,333.70	593004	K8345	PROJ# 132636- ROUTINE CREWS LABOR 301	OCT-2011
21,707	Other	PHILLIPS TREE EXPERTS INC				1,142.40	593004	K8345	PROJ# 132636- ROUTINE CREWS EQUIP. 303	OCT-2011
21,708	Other	PHILLIPS TREE EXPERTS INC				11,041.18	553100	K8362	PIPELINE EASEMENT MOWING	OCT-2011
21,709	Other	PHILLIPS TREE EXPERTS INC				32,816.07	593004	K8364	LABOR-301	NOV-2011
21,710	Other	PHILLIPS TREE EXPERTS INC				6,977.36	593004	K8364	EQUIP-303	NOV-2011
21,711	Other	PHILLIPS TREE EXPERTS INC				16,345.94	593004	K8366	PROJ# 132636- ROUTINE CREWS LABOR 301	NOV-2011
21,712	Other	PHILLIPS TREE EXPERTS INC				3,033.68	593004	K8366	PROJ# 132636- ROUTINE CREWS EQUIP. 303	NOV-2011
21,713	Other	PHILLIPS TREE EXPERTS INC				13,791.67	570100	K8396	Contract labor, equipment and material for mowing and spraying in and around substations. Reference invoice # K-8396.	NOV-2011
21,714	Other	PHILLIPS TREE EXPERTS INC				13,791.67	582100	K8396	Contract labor, equipment and material for mowing and spraying in and around substations. Reference invoice # K-8396.	NOV-2011
21,715	Other	PHILLIPS TREE EXPERTS INC				4,845.72	570100	K8396	Contract labor, equipment and material for mowing and spraying in and around substations. Reference invoice # K-8396.	NOV-2011
21,716	Other	PHILLIPS TREE EXPERTS INC				4,845.71	582100	K8396	Contract labor, equipment and material for mowing and spraying in and around substations. Reference invoice # K-8396.	NOV-2011
21,717	Other	PHILLIPS TREE EXPERTS INC				2,032.54	570100	K8397	Contract labor, equipment and material for clearing brush from around substations and substation driveways. Reference invoice # K-8397.	NOV-2011
21,718	Other	PHILLIPS TREE EXPERTS INC				2,032.54	582100	K8397	Contract labor, equipment and material for clearing brush from around substations and substation driveways. Reference invoice # K-8397.	NOV-2011
21,719	Other	PHILLIPS TREE EXPERTS INC				295.47	570100	K8397	Contract labor, equipment and material for clearing brush from around substations and substation driveways. Reference invoice # K-8397.	NOV-2011
21,720	Other	PHILLIPS TREE EXPERTS INC				295.47	582100	K8397	Contract labor, equipment and material for clearing brush from around substations and substation driveways. Reference invoice # K-8397.	NOV-2011
21,721	Other	PHILLIPS TREE EXPERTS INC				46,577.74	593004	K8424	LABOR-301	NOV-2011
21,722	Other	PHILLIPS TREE EXPERTS INC				6,867.06	593004	K8424	EQUIP-303	NOV-2011
21,723	Other	PHILLIPS TREE EXPERTS INC				28,362.24	593004	K8426	PROJ# 132636- ROUTINE CREWS LABOR 301	NOV-2011
21,724	Other	PHILLIPS TREE EXPERTS INC				3,967.42	593004	K8426	PROJ# 132636- ROUTINE CREWS EQUIP. 303	NOV-2011
21,725	Other	PHILLIPS TREE EXPERTS INC				1,184.94	566100	K8440	pay invoice k-8440	Dec-2011
21,726	Other	PHILLIPS TREE EXPERTS INC				57,295.88	593004	K8445	LABOR-301	Dec-2011
21,727	Other	PHILLIPS TREE EXPERTS INC				9,715.00	593004	K8445	EQUIP-303	Dec-2011
21,728	Other	PHILLIPS TREE EXPERTS INC				30,949.15	593004	K8447	PROJ# 132636- ROUTINE CREWS LABOR 301	Dec-2011
21,729	Other	PHILLIPS TREE EXPERTS INC				4,330.40	593004	K8447	PROJ# 132636- ROUTINE CREWS EQUIP. 303	Dec-2011
21,730	Other	PHILLIPS TREE EXPERTS INC				25,552.54	593004	K8490	LABOR-301	Dec-2011
21,731	Other	PHILLIPS TREE EXPERTS INC				3,328.74	593004	K8490	EQUIP-303	Dec-2011
21,732	Other	PHILLIPS TREE EXPERTS INC				20,944.55	593004	K8491	PROJ# 132636- ROUTINE CREWS LABOR 301	Dec-2011
21,733	Other	PHILLIPS TREE EXPERTS INC				3,418.60	593004	K8491	PROJ# 132636- ROUTINE CREWS EQUIP. 303	Dec-2011
21,734	Other	PHILLIPS TREE EXPERTS INC				60,159.98	593004	K8505	LABOR-301	Dec-2011
21,735	Other	PHILLIPS TREE EXPERTS INC				9,793.49	593004	K8505	EQUIP-303	Dec-2011
21,736	Other	PHILLIPS TREE EXPERTS INC				10,639.20	593004	K8506	PROJ# 132636- ROUTINE CREWS LABOR 301	Dec-2011
21,737	Other	PHILLIPS TREE EXPERTS INC				1,877.51	593004	K8506	PROJ# 132636- ROUTINE CREWS EQUIP. 303	Dec-2011
21,738	Other	PHILLIPS TREE EXPERTS INC				6,421.69	570100	K8539	Labor and equipment for clearing brush and trees from around substations in the Pineville, ODP area.Reference invoice # K-8539. Contract # 484330.	Jan-2012
21,739	Other	PHILLIPS TREE EXPERTS INC				6,421.68	582100	K8539	Labor and equipment for clearing brush and trees from around substations in the Pineville, ODP area.Reference invoice # K-8539. Contract # 484330.	Jan-2012
21,740	Other	PHILLIPS TREE EXPERTS INC				1,006.68	582100	K8539	Labor and equipment for clearing brush and trees from around substations in the Pineville, ODP area.Reference invoice # K-8539. Contract # 484330.	Jan-2012
21,741	Other	PHILLIPS TREE EXPERTS INC				1,006.67	570100	K8539	Labor and equipment for clearing brush and trees from around substations in the Pineville, ODP area.Reference invoice # K-8539. Contract # 484330.	Jan-2012
21,742	Other	PHILLIPS TREE EXPERTS INC				(120.65)	593004	K8561	PROJ# 132636- ROUTINE CREWS EQUIP. 303	Jan-2012
21,743	Other	PHILLIPS TREE EXPERTS INC				21,477.22	593004	K8576	LABOR-301	Feb-2012
21,744	Other	PHILLIPS TREE EXPERTS INC				2,926.90	593004	K8576	EQUIP-303	Feb-2012
21,745	Other	PHILLIPS TREE EXPERTS INC				690.00	593002	K8578	INVOICE NO. K-8578 - LABOR	Jan-2012
21,746	Other	PHILLIPS TREE EXPERTS INC				33.50	593002	K8578	INVOICE NO. K-8578 - EQUIP	Jan-2012
21,747	Other	PHILLIPS TREE EXPERTS INC				17,719.67	593004	K8579	PROJ# 132636- ROUTINE CREWS HAZARD WORK LABOR 0301	Feb-2012

KENTUCKY UTILITIES COMPANY
Case No. 2012- 00221
Analysis of Professional Services Expenses For the Test Year

(A)	(B)	(C)	(D)	(E)	(F)	(G)	(H)	(I)		
Line No.	Type	Vendor	Rate Case	Audit	Other	Total	Account	Invoice	Description	Period
21,748	Other	PHILLIPS TREE EXPERTS INC				2,757.00	593004	K8579	PROJ# 132636- ROUTINE CREWS HAZARD WORK EQUIP 0303	Feb-2012
21,749	Other	PHILLIPS TREE EXPERTS INC				2,769.55	570100	K8604	Contract labor and equipment for clearing brush, limbs and trees from around substations. Reference invoice # K-8604.	Feb-2012
21,750	Other	PHILLIPS TREE EXPERTS INC				2,769.55	582100	K8604	Contract labor and equipment for clearing brush, limbs and trees from around substations. Reference invoice # K-8604.	Feb-2012
21,751	Other	PHILLIPS TREE EXPERTS INC				432.95	570100	K8604	Contract labor and equipment for clearing brush, limbs and trees from around substations. Reference invoice # K-8604.	Feb-2012
21,752	Other	PHILLIPS TREE EXPERTS INC				432.95	582100	K8604	Contract labor and equipment for clearing brush, limbs and trees from around substations. Reference invoice # K-8604.	Feb-2012
21,753	Other	PHILLIPS TREE EXPERTS INC				62,433.82	593004	K8608	LABOR-301	Feb-2012
21,754	Other	PHILLIPS TREE EXPERTS INC				12,134.57	593004	K8608	EQUIP-303	Feb-2012
21,755	Other	PHILLIPS TREE EXPERTS INC				468.35	593002	K8610	INVOICE NO. K-8610 - LABOR	Feb-2012
21,756	Other	PHILLIPS TREE EXPERTS INC				33.50	593002	K8610	INVOICE NO. K-8610 - EQUIP	Feb-2012
21,757	Other	PHILLIPS TREE EXPERTS INC				1,853.41	593004	K8611	LABOR-301	Feb-2012
21,758	Other	PHILLIPS TREE EXPERTS INC				379.62	593004	K8611	EQUIP-303	Feb-2012
21,759	Other	PHILLIPS TREE EXPERTS INC				5,138.50	593004	K8612	PROJ# 132636- ROUTINE CREWS HAZARD WORK LABOR 0301	Feb-2012
21,760	Other	PHILLIPS TREE EXPERTS INC				554.20	593004	K8612	PROJ# 132636- ROUTINE CREWS HAZARD WORK EQUIP 0303	Feb-2012
21,761	Other	PHILLIPS TREE EXPERTS INC				55,316.53	593004	K8655	LABOR-301	Feb-2012
21,762	Other	PHILLIPS TREE EXPERTS INC				23,705.35	593004	K8655	EQUIP-303	Feb-2012
21,763	Other	PHILLIPS TREE EXPERTS INC				2,577.90	593004	K8657	PROJ# 132636- ROUTINE CREWS HAZARD WORK LABOR 0301	Feb-2012
21,764	Other	PHILLIPS TREE EXPERTS INC				497.00	593004	K8657	PROJ# 132636- ROUTINE CREWS HAZARD WORK EQUIP 0303	Feb-2012
21,765	Other	PHILLIPS TREE EXPERTS INC				34,432.50	593004	K8686	LABOR-301	MAR-2012
21,766	Other	PHILLIPS TREE EXPERTS INC				3,359.90	593004	K8686	EQUIP-303	MAR-2012
21,767	Other	PHILLIPS TREE EXPERTS INC				5,917.36	593004	K8688	INVOICE NO. K-8688 - labor	MAR-2012
21,768	Other	PHILLIPS TREE EXPERTS INC				653.95	593002	K8688	INVOICE NO. K-8688 - labor	MAR-2012
21,769	Other	PHILLIPS TREE EXPERTS INC				522.20	593004	K8688	INVOICE NO. K-8688 - equip	MAR-2012
21,770	Other	PHILLIPS TREE EXPERTS INC				33.50	593002	K8688	INVOICE NO. K-8688 - equip	MAR-2012
21,771	Other	PHILLIPS TREE EXPERTS INC				4,275.24	593004	K8689	PROJ# 132636- ROUTINE CREWS HAZARD WORK LABOR 0301	MAR-2012
21,772	Other	PHILLIPS TREE EXPERTS INC				763.40	593004	K8689	PROJ# 132636- ROUTINE CREWS HAZARD WORK EQUIP 0303	MAR-2012
21,773	Other	PHILLIPS TREE EXPERTS INC				47,589.56	593004	K8727	LABOR-301	MAR-2012
21,774	Other	PHILLIPS TREE EXPERTS INC				6,561.54	593004	K8727	EQUIP-303	MAR-2012
21,775	Other	PHILLIPS TREE EXPERTS INC				14,344.15	593004	K8728	INVOICE NO. K-8728 - LABOR	MAR-2012
21,776	Other	PHILLIPS TREE EXPERTS INC				12,562.73	593004	K8728	INVOICE NO. K-8728 - LABOR	MAR-2012
21,777	Other	PHILLIPS TREE EXPERTS INC				1,629.66	593004	K8728	INVOICE NO. K-8728 - EQUIP	MAR-2012
21,778	Other	PHILLIPS TREE EXPERTS INC				1,487.31	593004	K8728	INVOICE NO. K-8728 - EQUIP	MAR-2012
21,779	Other	PHILLIPS TREE EXPERTS INC				410.30	593002	K8728	INVOICE NO. K-8728 - LABOR	MAR-2012
21,780	Other	PHILLIPS TREE EXPERTS INC				33.50	593002	K8728	INVOICE NO. K-8728 - EQUIP	MAR-2012
21,781	Other	PHILLIPS TREE EXPERTS INC				1,035.50	593004	K8729	PROJ# 132636- ROUTINE CREWS HAZARD WORK LABOR 0301	MAR-2012
21,782	Other	PHILLIPS TREE EXPERTS INC				296.00	593004	K8729	PROJ# 132636- ROUTINE CREWS HAZARD WORK EQUIP 0303	MAR-2012
21,783	Other	PHILLIPS TREE EXPERTS INC				(8,604.38)	593004	L7559	LABOR-301	APR-2011
21,784	Other	PHILLIPS TREE EXPERTS INC				(2,151.09)	593004	L7559	EQUIP-303	APR-2011
21,785	Other	PHILLIPS TREE EXPERTS INC				36,627.55	593004	L7761	LABOR-301	APR-2011
21,786	Other	PHILLIPS TREE EXPERTS INC				7,159.70	593004	L7761	EQUIP-303	APR-2011
21,787	Other	PHILLIPS TREE EXPERTS INC				2,486.05	593004	L7762	PROJ# 132636- ROUTINE CREWS LABOR 301	APR-2011
21,788	Other	PHILLIPS TREE EXPERTS INC				535.30	593004	L7762	PROJ# 132636- ROUTINE CREWS EQUIP. 303	APR-2011
21,789	Other	PHILLIPS TREE EXPERTS INC				31,300.25	593004	L7819	LABOR-301	MAY-2011
21,790	Other	PHILLIPS TREE EXPERTS INC				5,778.42	593004	L7819	EQUIP-303	MAY-2011
21,791	Other	PHILLIPS TREE EXPERTS INC				11,225.05	593004	L7820	INVOICE NO. L-7820 - labor	MAY-2011
21,792	Other	PHILLIPS TREE EXPERTS INC				1,382.10	593004	L7820	INVOICE NO. L-7820 - equip	MAY-2011
21,793	Other	PHILLIPS TREE EXPERTS INC				2,115.55	593004	L7821	PROJ# 132636- ROUTINE CREWS LABOR 301	MAY-2011
21,794	Other	PHILLIPS TREE EXPERTS INC				461.10	593004	L7821	PROJ# 132636- ROUTINE CREWS EQUIP. 303	MAY-2011
21,795	Other	PHILLIPS TREE EXPERTS INC				30,042.33	593004	L7849	LABOR-301	MAY-2011
21,796	Other	PHILLIPS TREE EXPERTS INC				6,045.67	593004	L7849	EQUIP-303	MAY-2011
21,797	Other	PHILLIPS TREE EXPERTS INC				6,001.90	593004	L7850	PROJ# 132636- ROUTINE CREWS LABOR 301	MAY-2011
21,798	Other	PHILLIPS TREE EXPERTS INC				804.05	593004	L7850	PROJ# 132636- ROUTINE CREWS EQUIP. 303	MAY-2011
21,799	Other	PHILLIPS TREE EXPERTS INC				239.30	593004	L7865	INVOICE NO. L-7865 - LABOR	MAY-2011
21,800	Other	PHILLIPS TREE EXPERTS INC				24,006.25	593004	L7889	LABOR-301	MAY-2011
21,801	Other	PHILLIPS TREE EXPERTS INC				5,068.09	593004	L7889	EQUIP-303	MAY-2011
21,802	Other	PHILLIPS TREE EXPERTS INC				3,015.46	593004	L7890	INVOICE NO. L-7890 - LABOR	MAY-2011
21,803	Other	PHILLIPS TREE EXPERTS INC				568.36	593004	L7890	INVOICE NO. L-7890 - EQUIP	MAY-2011

KENTUCKY UTILITIES COMPANY
Case No. 2012- 00221
Analysis of Professional Services Expenses For the Test Year

(A)	(B)	(C)	(D)	(E)	(F)	(G)	(H)	(I)		
Line No.	Type	Vendor	Rate Case	Audit	Other	Total	Account	Invoice	Description	Period
21,804	Other	PHILLIPS TREE EXPERTS INC				3,130.88	593004	L7891	PROJ# 132636- ROUTINE CREWS LABOR 301	MAY-2011
21,805	Other	PHILLIPS TREE EXPERTS INC				529.55	593004	L7891	PROJ# 132636- ROUTINE CREWS LABOR 301	MAY-2011
21,806	Other	PHILLIPS TREE EXPERTS INC				23,186.65	593004	L7925	LABOR-301	Jun-2011
21,807	Other	PHILLIPS TREE EXPERTS INC				13,235.78	593004	L7925	EQUIP-303	Jun-2011
21,808	Other	PHILLIPS TREE EXPERTS INC				317.37	593002	L7927	INVOICE NO. L-7927 - LABOR	Jun-2011
21,809	Other	PHILLIPS TREE EXPERTS INC				57.24	593002	L7927	INVOICE NO. L-7927 - EQUIP	Jun-2011
21,810	Other	PHILLIPS TREE EXPERTS INC				59.44	593004	L7928	PROJ# 132636- ROUTINE CREWS LABOR 301	Jun-2011
21,811	Other	PHILLIPS TREE EXPERTS INC				14.84	593004	L7928	PROJ# 132636- ROUTINE CREWS EQUIP. 303	Jun-2011
21,812	Other	PHILLIPS TREE EXPERTS INC				15,197.03	593004	L7965	LABOR-301	Jun-2011
21,813	Other	PHILLIPS TREE EXPERTS INC				4,364.47	593004	L7965	EQUIP-303	Jun-2011
21,814	Other	PHILLIPS TREE EXPERTS INC				3,728.23	593004	L7966	INVOICE NO. L-7966 - LABOR	Jun-2011
21,815	Other	PHILLIPS TREE EXPERTS INC				448.29	593004	L7966	INVOICE NO. L-7966 - EQUIP	Jun-2011
21,816	Other	PHILLIPS TREE EXPERTS INC				1,091.27	593004	L7968	PROJ# 132636- ROUTINE CREWS LABOR 301	Jun-2011
21,817	Other	PHILLIPS TREE EXPERTS INC				234.26	593004	L7968	PROJ# 132636- ROUTINE CREWS EQUIP. 303	Jun-2011
21,818	Other	PHILLIPS TREE EXPERTS INC				30,192.15	593004	L8006	LABOR-301	JUL-2011
21,819	Other	PHILLIPS TREE EXPERTS INC				6,416.52	593004	L8006	EQUIP-303	JUL-2011
21,820	Other	PHILLIPS TREE EXPERTS INC				1,284.10	593004	L8007	PROJ# 132636- ROUTINE CREWS LABOR 301	JUL-2011
21,821	Other	PHILLIPS TREE EXPERTS INC				281.40	593004	L8007	PROJ# 132636- ROUTINE CREWS EQUIP. 303	JUL-2011
21,822	Other	PHILLIPS TREE EXPERTS INC				23,939.50	593004	L8060	LABOR-301	JUL-2011
21,823	Other	PHILLIPS TREE EXPERTS INC				6,386.57	593004	L8060	EQUIP-303	JUL-2011
21,824	Other	PHILLIPS TREE EXPERTS INC				1,496.40	593004	L8062	INVOICE NO. L-8062 - LABOR	JUL-2011
21,825	Other	PHILLIPS TREE EXPERTS INC				344.30	593004	L8062	INVOICE NO. L-8062 - EQUIP	JUL-2011
21,826	Other	PHILLIPS TREE EXPERTS INC				247.56	593004	L8062	INVOICE NO. L-8062 - LABOR	JUL-2011
21,827	Other	PHILLIPS TREE EXPERTS INC				20.10	593004	L8062	INVOICE NO. L-8062 - EQUIP	JUL-2011
21,828	Other	PHILLIPS TREE EXPERTS INC				241.40	593004	L8063	PROJ# 132636- ROUTINE CREWS LABOR 301	JUL-2011
21,829	Other	PHILLIPS TREE EXPERTS INC				148.40	593004	L8063	PROJ# 132636- ROUTINE CREWS EQUIP. 303	JUL-2011
21,830	Other	PHILLIPS TREE EXPERTS INC				19,723.92	593004	L8092	LABOR-301	AUG-2011
21,831	Other	PHILLIPS TREE EXPERTS INC				5,600.25	593004	L8092	EQUIP-303	AUG-2011
21,832	Other	PHILLIPS TREE EXPERTS INC				417.90	593004	L8094	PROJ# 132636- ROUTINE CREWS LABOR 301	AUG-2011
21,833	Other	PHILLIPS TREE EXPERTS INC				154.00	593004	L8094	PROJ# 132636- ROUTINE CREWS EQUIP. 303	AUG-2011
21,834	Other	PHILLIPS TREE EXPERTS INC				19,679.78	593004	L8127	LABOR-301	AUG-2011
21,835	Other	PHILLIPS TREE EXPERTS INC				6,601.37	593004	L8127	EQUIP-303	AUG-2011
21,836	Other	PHILLIPS TREE EXPERTS INC				565.24	593004	L8129	INVOICE NO. L-8129 - LABOR	AUG-2011
21,837	Other	PHILLIPS TREE EXPERTS INC				101.20	593004	L8129	INVOICE NO. L-8129 - EQUIP	AUG-2011
21,838	Other	PHILLIPS TREE EXPERTS INC				18,837.28	593004	L8183	LABOR-301	AUG-2011
21,839	Other	PHILLIPS TREE EXPERTS INC				5,616.05	593004	L8183	EQUIP-303	AUG-2011
21,840	Other	PHILLIPS TREE EXPERTS INC				1,859.20	593004	L8184	PROJ# 132636- ROUTINE CREWS LABOR 301	AUG-2011
21,841	Other	PHILLIPS TREE EXPERTS INC				229.80	593004	L8184	PROJ# 132636- ROUTINE CREWS EQUIP. 303	AUG-2011
21,842	Other	PHILLIPS TREE EXPERTS INC				13,044.86	593004	L8237	LABOR-301	SEP-2011
21,843	Other	PHILLIPS TREE EXPERTS INC				3,851.67	593004	L8237	EQUIP-303	SEP-2011
21,844	Other	PHILLIPS TREE EXPERTS INC				2,729.50	593004	L8237A	LABOR-301	SEP-2011
21,845	Other	PHILLIPS TREE EXPERTS INC				443.80	593004	L8237A	EQUIP-303	SEP-2011
21,846	Other	PHILLIPS TREE EXPERTS INC				19,908.42	593004	L8265	LABOR-301	SEP-2011
21,847	Other	PHILLIPS TREE EXPERTS INC				5,760.49	593004	L8265	EQUIP-303	SEP-2011
21,848	Other	PHILLIPS TREE EXPERTS INC				17,945.98	593004	L8288	LABOR-301	OCT-2011
21,849	Other	PHILLIPS TREE EXPERTS INC				5,097.40	593004	L8288	EQUIP-303	OCT-2011
21,850	Other	PHILLIPS TREE EXPERTS INC				10,714.80	593004	L8289	PROJ# 132636- ROUTINE CREWS LABOR 301	OCT-2011
21,851	Other	PHILLIPS TREE EXPERTS INC				1,659.16	593004	L8289	PROJ# 132636- ROUTINE CREWS EQUIP. 303	OCT-2011
21,852	Other	PHILLIPS TREE EXPERTS INC				26,791.41	593004	L8349	LABOR-301	OCT-2011
21,853	Other	PHILLIPS TREE EXPERTS INC				5,700.96	593004	L8349	EQUIP-303	OCT-2011
21,854	Other	PHILLIPS TREE EXPERTS INC				33,584.55	593004	L8370	LABOR-301	NOV-2011
21,855	Other	PHILLIPS TREE EXPERTS INC				5,847.14	593004	L8370	EQUIP-303	NOV-2011
21,856	Other	PHILLIPS TREE EXPERTS INC				22,322.29	593004	L8422	LABOR-301	NOV-2011
21,857	Other	PHILLIPS TREE EXPERTS INC				3,919.77	593004	L8422	EQUIP-303	NOV-2011
21,858	Other	PHILLIPS TREE EXPERTS INC				12,406.38	593004	L8443	LABOR-301	Dec-2011
21,859	Other	PHILLIPS TREE EXPERTS INC				2,499.47	593004	L8443	EQUIP-303	Dec-2011
21,860	Other	PHILLIPS TREE EXPERTS INC				16,001.85	593004	L8489	LABOR-301	Dec-2011
21,861	Other	PHILLIPS TREE EXPERTS INC				3,145.94	593004	L8489	EQUIP-303	Dec-2011
21,862	Other	PHILLIPS TREE EXPERTS INC				56,877.25	593004	L8504	LABOR-301	Dec-2011
21,863	Other	PHILLIPS TREE EXPERTS INC				10,037.17	593004	L8504	EQUIP-303	Dec-2011

KENTUCKY UTILITIES COMPANY
Case No. 2012- 00221
Analysis of Professional Services Expenses For the Test Year

(A)	(B)	(C)	(D)	(E)	(F)	(G)	(H)	(I)		
Line No.	Type	Vendor	Rate Case	Audit	Other	Total	Account	Invoice	Description	Period
21,864	Other	PHILLIPS TREE EXPERTS INC				15,618.40	593004	L8575	LABOR-301	Feb-2012
21,865	Other	PHILLIPS TREE EXPERTS INC				3,730.40	593004	L8575	EQUIP-303	Feb-2012
21,866	Other	PHILLIPS TREE EXPERTS INC				26,400.57	593004	L8607	LABOR-301	Feb-2012
21,867	Other	PHILLIPS TREE EXPERTS INC				5,114.39	593004	L8607	EQUIP-303	Feb-2012
21,868	Other	PHILLIPS TREE EXPERTS INC				20,583.58	593004	L8652	LABOR-301	Feb-2012
21,869	Other	PHILLIPS TREE EXPERTS INC				3,793.80	593004	L8652	EQUIP-303	Feb-2012
21,870	Other	PHILLIPS TREE EXPERTS INC				1,301.00	593004	L8654	PROJ# 132636- ROUTINE CREWS HAZARD WORK LABOR 0301	Feb-2012
21,871	Other	PHILLIPS TREE EXPERTS INC				258.48	593004	L8654	PROJ# 132636- ROUTINE CREWS HAZARD WORK EQUIP 0303	Feb-2012
21,872	Other	PHILLIPS TREE EXPERTS INC				28,953.59	593004	L8683	LABOR-301	MAR-2012
21,873	Other	PHILLIPS TREE EXPERTS INC				4,386.98	593004	L8683	EQUIP-303	MAR-2012
21,874	Other	PHILLIPS TREE EXPERTS INC				2,909.60	593004	L8684	INVOICE NO. L-8684 - LABOR	MAR-2012
21,875	Other	PHILLIPS TREE EXPERTS INC				201.00	593004	L8684	INVOICE NO. L-8684 - EQUIP	MAR-2012
21,876	Other	PHILLIPS TREE EXPERTS INC				10,678.05	593004	L8685	PROJ# 132636- ROUTINE CREWS HAZARD WORK LABOR 0301	MAR-2012
21,877	Other	PHILLIPS TREE EXPERTS INC				1,337.80	593004	L8685	PROJ# 132636- ROUTINE CREWS HAZARD WORK EQUIP 0303	MAR-2012
21,878	Other	PHILLIPS TREE EXPERTS INC				23,458.30	593004	L8724	LABOR-301	MAR-2012
21,879	Other	PHILLIPS TREE EXPERTS INC				4,920.48	593004	L8724	EQUIP-303	MAR-2012
21,880	Other	PHILLIPS TREE EXPERTS INC				3,644.63	593004	L8725	INVOICE NO. L-8725 - LABOR	MAR-2012
21,881	Other	PHILLIPS TREE EXPERTS INC				516.52	593004	L8725	INVOICE NO. L-8725 - EQUIP	MAR-2012
21,882	Other	PHILLIPS TREE EXPERTS INC				2,496.00	593004	L8726	PROJ# 132636- ROUTINE CREWS HAZARD WORK LABOR 0301	MAR-2012
21,883	Other	PHILLIPS TREE EXPERTS INC				353.20	593004	L8726	PROJ# 132636- ROUTINE CREWS HAZARD WORK EQUIP 0303	MAR-2012
21,884	Other	PHILLIPS TREE EXPERTS INC				6,800.80	593004	OD7743	PROJ# 132583- HAZARD CREWS LABOR 301	APR-2011
21,885	Other	PHILLIPS TREE EXPERTS INC				743.95	593004	OD7743	PROJ# 132583- HAZARD CREWS EQUIP. 303	APR-2011
21,886	Other	PHILLIPS TREE EXPERTS INC				33,325.00	593004	OD7778	LABOR-301	APR-2011
21,887	Other	PHILLIPS TREE EXPERTS INC				5,048.30	593004	OD7778	EQUIP-303	APR-2011
21,888	Other	PHILLIPS TREE EXPERTS INC				1,010.25	593004	OD7780	PROJ# 132636- ROUTINE CREWS LABOR 301	APR-2011
21,889	Other	PHILLIPS TREE EXPERTS INC				100.50	593004	OD7780	PROJ# 132636- ROUTINE CREWS EQUIP. 303	APR-2011
21,890	Other	PHILLIPS TREE EXPERTS INC				5,054.05	593004	OD7781	PROJ# 132583- HAZARD CREWS LABOR 301	APR-2011
21,891	Other	PHILLIPS TREE EXPERTS INC				435.50	593004	OD7781	PROJ# 132583- HAZARD CREWS EQUIP. 303	APR-2011
21,892	Other	PHILLIPS TREE EXPERTS INC				41,842.24	593004	OD7822	LABOR-301	APR-2011
21,893	Other	PHILLIPS TREE EXPERTS INC				5,850.45	593004	OD7822	EQUIP-303	APR-2011
21,894	Other	PHILLIPS TREE EXPERTS INC				9,657.52	593004	OD7824	PROJ# 132636- ROUTINE CREWS LABOR 301	APR-2011
21,895	Other	PHILLIPS TREE EXPERTS INC				1,219.80	593004	OD7824	PROJ# 132636- ROUTINE CREWS EQUIP. 303	APR-2011
21,896	Other	PHILLIPS TREE EXPERTS INC				23,963.76	593004	OD7861	LABOR-301	MAY-2011
21,897	Other	PHILLIPS TREE EXPERTS INC				5,618.97	593004	OD7861	EQUIP-303	MAY-2011
21,898	Other	PHILLIPS TREE EXPERTS INC				6,341.84	593004	OD7863	PROJ# 132636- ROUTINE CREWS LABOR 301	MAY-2011
21,899	Other	PHILLIPS TREE EXPERTS INC				993.94	593004	OD7863	PROJ# 132636- ROUTINE CREWS EQUIP. 303	MAY-2011
21,900	Other	PHILLIPS TREE EXPERTS INC				3,910.13	593004	OD7864	PROJ# 132583- HAZARD CREWS LABOR 301	MAY-2011
21,901	Other	PHILLIPS TREE EXPERTS INC				335.00	593004	OD7864	PROJ# 132583- HAZARD CREWS EQUIP. 303	MAY-2011
21,902	Other	PHILLIPS TREE EXPERTS INC				12,831.66	593004	OD7892	LABOR-301	MAY-2011
21,903	Other	PHILLIPS TREE EXPERTS INC				1,645.78	593004	OD7892	EQUIP-303	MAY-2011
21,904	Other	PHILLIPS TREE EXPERTS INC				28,886.70	593004	OD7893	INVOICE NO. OD-7893 - labor	MAY-2011
21,905	Other	PHILLIPS TREE EXPERTS INC				3,622.10	593004	OD7893	INVOICE NO. OD-7893 - equip	MAY-2011
21,906	Other	PHILLIPS TREE EXPERTS INC				1,721.19	593004	OD7894	PROJ# 132636- ROUTINE CREWS LABOR 301	MAY-2011
21,907	Other	PHILLIPS TREE EXPERTS INC				203.90	593004	OD7894	PROJ# 132636- ROUTINE CREWS EQUIP. 303	MAY-2011
21,908	Other	PHILLIPS TREE EXPERTS INC				7,175.62	593004	OD7895	PROJ# 132583- HAZARD CREWS LABOR 301	MAY-2011
21,909	Other	PHILLIPS TREE EXPERTS INC				1,445.70	593004	OD7895	PROJ# 132583- HAZARD CREWS EQUIP. 303	MAY-2011
21,910	Other	PHILLIPS TREE EXPERTS INC				25,443.95	593004	OD7936	LABOR-301	Jun-2011
21,911	Other	PHILLIPS TREE EXPERTS INC				12,183.02	593004	OD7936	EQUIP-303	Jun-2011
21,912	Other	PHILLIPS TREE EXPERTS INC				12,152.17	593004	OD7937	INVOICE NO. OD-7937 - LABOR	Jun-2011
21,913	Other	PHILLIPS TREE EXPERTS INC				1,781.03	593004	OD7937	INVOICE NO. OD-7937 - EQUIP	Jun-2011
21,914	Other	PHILLIPS TREE EXPERTS INC				1,010.25	593004	OD7938	PROJ# 132636- ROUTINE CREWS LABOR 301	Jun-2011
21,915	Other	PHILLIPS TREE EXPERTS INC				141.20	593004	OD7938	PROJ# 132636- ROUTINE CREWS EQUIP. 303	Jun-2011
21,916	Other	PHILLIPS TREE EXPERTS INC				5,850.95	593004	OD7939	PROJ# 132583- HAZARD CREWS LABOR 301	Jun-2011
21,917	Other	PHILLIPS TREE EXPERTS INC				659.80	593004	OD7939	PROJ# 132583- HAZARD CREWS EQUIP. 303	Jun-2011
21,918	Other	PHILLIPS TREE EXPERTS INC				37,497.21	593004	OD7973	LABOR-301	Jun-2011
21,919	Other	PHILLIPS TREE EXPERTS INC				5,972.92	593004	OD7973	EQUIP-303	Jun-2011
21,920	Other	PHILLIPS TREE EXPERTS INC				5,212.77	593004	OD7975	PROJ# 132636- ROUTINE CREWS LABOR 301	Jun-2011
21,921	Other	PHILLIPS TREE EXPERTS INC				1,265.50	593004	OD7975	PROJ# 132636- ROUTINE CREWS EQUIP. 303	Jun-2011
21,922	Other	PHILLIPS TREE EXPERTS INC				9,721.70	593004	OD7976	PROJ# 132583- HAZARD CREWS LABOR 301	AUG-2011
21,923	Other	PHILLIPS TREE EXPERTS INC				936.98	593004	OD7976	PROJ# 132583- HAZARD CREWS EQUIP. 303	AUG-2011

KENTUCKY UTILITIES COMPANY
Case No. 2012- 00221
Analysis of Professional Services Expenses For the Test Year

(A)	(B)	(C)	(D)	(E)	(F)	(G)	(H)	(I)		
Line No.	Type	Vendor	Rate Case	Audit	Other	Total	Account	Invoice	Description	Period
21,924	Other	PHILLIPS TREE EXPERTS INC				5,516.28	593004	OD8015	LABOR-301	JUL-2011
21,925	Other	PHILLIPS TREE EXPERTS INC				4,696.64	593004	OD8015	EQUIP-303	JUL-2011
21,926	Other	PHILLIPS TREE EXPERTS INC				66,725.17	593004	OD8017	LABOR-301	JUL-2011
21,927	Other	PHILLIPS TREE EXPERTS INC				9,149.45	593004	OD8017	EQUIP-303	JUL-2011
21,928	Other	PHILLIPS TREE EXPERTS INC				16,234.92	593004	OD8018	PROJ# 132636- ROUTINE CREWS LABOR 301	JUL-2011
21,929	Other	PHILLIPS TREE EXPERTS INC				2,117.26	593004	OD8018	PROJ# 132636- ROUTINE CREWS EQUIP. 303	JUL-2011
21,930	Other	PHILLIPS TREE EXPERTS INC				24,238.41	593004	OD8071	LABOR-301	JUL-2011
21,931	Other	PHILLIPS TREE EXPERTS INC				4,723.68	593004	OD8071	EQUIP-303	JUL-2011
21,932	Other	PHILLIPS TREE EXPERTS INC				2,985.72	593004	OD8073	INVOICE NO. OD-8073 - LABOR	JUL-2011
21,933	Other	PHILLIPS TREE EXPERTS INC				2,357.10	593004	OD8073	INVOICE NO. OD-8073 - LABOR	JUL-2011
21,934	Other	PHILLIPS TREE EXPERTS INC				498.48	593004	OD8073	INVOICE NO. OD-8073 - EQUIP	JUL-2011
21,935	Other	PHILLIPS TREE EXPERTS INC				180.90	593004	OD8073	INVOICE NO. OD-8073 - EQUIP	JUL-2011
21,936	Other	PHILLIPS TREE EXPERTS INC				10,758.45	593004	OD8074	PROJ# 132636- ROUTINE CREWS LABOR 301	AUG-2011
21,937	Other	PHILLIPS TREE EXPERTS INC				1,391.08	593004	OD8074	PROJ# 132636- ROUTINE CREWS EQUIP. 303	AUG-2011
21,938	Other	PHILLIPS TREE EXPERTS INC				38,823.14	593004	OD8099	LABOR-301	AUG-2011
21,939	Other	PHILLIPS TREE EXPERTS INC				7,818.53	593004	OD8099	EQUIP-303	AUG-2011
21,940	Other	PHILLIPS TREE EXPERTS INC				3,841.68	593004	OD8101	INVOICE NO. OD-8101 - LABOR	AUG-2011
21,941	Other	PHILLIPS TREE EXPERTS INC				281.40	593004	OD8101	INVOICE NO. OD-8101 - EQUIP	AUG-2011
21,942	Other	PHILLIPS TREE EXPERTS INC				16,637.79	593004	OD8102	PROJ# 132636- ROUTINE CREWS LABOR 301	AUG-2011
21,943	Other	PHILLIPS TREE EXPERTS INC				2,558.70	593004	OD8102	PROJ# 132636- ROUTINE CREWS EQUIP. 303	AUG-2011
21,944	Other	PHILLIPS TREE EXPERTS INC				6,793.02	593004	OD8103	PROJ# 132583- HAZARD CREWS LABOR 301	AUG-2011
21,945	Other	PHILLIPS TREE EXPERTS INC				768.60	593004	OD8103	PROJ# 132583- HAZARD CREWS EQUIP. 303	AUG-2011
21,946	Other	PHILLIPS TREE EXPERTS INC				23,162.32	593004	OD8137	LABOR-301	AUG-2011
21,947	Other	PHILLIPS TREE EXPERTS INC				9,645.36	593004	OD8137	EQUIP-303	AUG-2011
21,948	Other	PHILLIPS TREE EXPERTS INC				24,282.59	593004	OD8139	PROJ# 132636- ROUTINE CREWS LABOR 301	AUG-2011
21,949	Other	PHILLIPS TREE EXPERTS INC				3,475.28	593004	OD8139	PROJ# 132636- ROUTINE CREWS EQUIP. 303	AUG-2011
21,950	Other	PHILLIPS TREE EXPERTS INC				3,976.10	593004	OD8140	PROJ# 132583- HAZARD CREWS LABOR 301	AUG-2011
21,951	Other	PHILLIPS TREE EXPERTS INC				391.80	593004	OD8140	PROJ# 132583- HAZARD CREWS EQUIP. 303	AUG-2011
21,952	Other	PHILLIPS TREE EXPERTS INC				2,827.16	593004	OD8141	PROJ# 132635- MID CYCLE CREWS LABOR 301	AUG-2011
21,953	Other	PHILLIPS TREE EXPERTS INC				651.20	593004	OD8141	PROJ# 132635- MID CYCLE CREWS EQUIP. 303	AUG-2011
21,954	Other	PHILLIPS TREE EXPERTS INC				33,014.68	593004	OD8187	LABOR-301	AUG-2011
21,955	Other	PHILLIPS TREE EXPERTS INC				6,845.06	593004	OD8187	EQUIP-303	AUG-2011
21,956	Other	PHILLIPS TREE EXPERTS INC				15,044.56	593004	OD8189	PROJ# 132636- ROUTINE CREWS LABOR 301	AUG-2011
21,957	Other	PHILLIPS TREE EXPERTS INC				3,022.04	593004	OD8189	PROJ# 132636- ROUTINE CREWS EQUIP. 303	AUG-2011
21,958	Other	PHILLIPS TREE EXPERTS INC				6,433.80	593004	OD8190	PROJ# 132583- HAZARD CREWS LABOR 301	AUG-2011
21,959	Other	PHILLIPS TREE EXPERTS INC				1,156.00	593004	OD8190	PROJ# 132583- HAZARD CREWS EQUIP. 303	AUG-2011
21,960	Other	PHILLIPS TREE EXPERTS INC				6,461.60	593004	OD8191	PROJ# 132635- MID CYCLE CREWS LABOR 301	AUG-2011
21,961	Other	PHILLIPS TREE EXPERTS INC				854.96	593004	OD8191	PROJ# 132635- MID CYCLE CREWS EQUIP. 303	AUG-2011
21,962	Other	PHILLIPS TREE EXPERTS INC				8,850.27	593004	OD8218	PROJ# 132636- ROUTINE CREWS LABOR 301	SEP-2011
21,963	Other	PHILLIPS TREE EXPERTS INC				1,048.10	593004	OD8218	PROJ# 132635- MID CYCLE CREWS EQUIP. 303	Dec-2011
21,964	Other	PHILLIPS TREE EXPERTS INC				1,021.20	593004	OD8242	PROJ# 132636- ROUTINE CREWS LABOR 301	SEP-2011
21,965	Other	PHILLIPS TREE EXPERTS INC				257.28	593004	OD8242	PROJ# 132636- ROUTINE CREWS EQUIP. 303	SEP-2011
21,966	Other	PHILLIPS TREE EXPERTS INC				35,899.96	593004	OD8272	LABOR-301	SEP-2011
21,967	Other	PHILLIPS TREE EXPERTS INC				5,756.36	593004	OD8272	EQUIP-303	SEP-2011
21,968	Other	PHILLIPS TREE EXPERTS INC				6,087.25	593004	OD8273	PROJ# 132583- HAZARD CREWS LABOR 301	SEP-2011
21,969	Other	PHILLIPS TREE EXPERTS INC				1,370.64	593004	OD8273	PROJ# 132583- HAZARD CREWS EQUIP. 303	SEP-2011
21,970	Other	PHILLIPS TREE EXPERTS INC				2,494.92	593004	OD8274	PROJ# 132635- MID CYCLE CREWS LABOR 301	SEP-2011
21,971	Other	PHILLIPS TREE EXPERTS INC				444.20	593004	OD8274	PROJ# 132635- MID CYCLE CREWS EQUIP. 303	SEP-2011
21,972	Other	PHILLIPS TREE EXPERTS INC				34,361.29	593004	OD8294	LABOR-301	OCT-2011
21,973	Other	PHILLIPS TREE EXPERTS INC				5,693.83	593004	OD8294	EQUIP-303	OCT-2011
21,974	Other	PHILLIPS TREE EXPERTS INC				3,535.06	593004	OD8296	PROJ# 132636- ROUTINE CREWS EQUIP. 303	OCT-2011
21,975	Other	PHILLIPS TREE EXPERTS INC				772.90	593004	OD8296	PROJ# 132636- ROUTINE CREWS LABOR 301	OCT-2011
21,976	Other	PHILLIPS TREE EXPERTS INC				8,773.30	593004	OD8297	PROJ# 132583- HAZARD CREWS LABOR 301	OCT-2011
21,977	Other	PHILLIPS TREE EXPERTS INC				1,006.60	593004	OD8297	PROJ# 132583- HAZARD CREWS EQUIP. 303	OCT-2011
21,978	Other	PHILLIPS TREE EXPERTS INC				1,859.20	593004	OD8298	PROJ# 132635- MID CYCLE CREWS LABOR 301	OCT-2011
21,979	Other	PHILLIPS TREE EXPERTS INC				364.00	593004	OD8298	PROJ# 132635- MID CYCLE CREWS EQUIP. 303	OCT-2011
21,980	Other	PHILLIPS TREE EXPERTS INC				34,729.25	593004	OD8346	LABOR-301	OCT-2011
21,981	Other	PHILLIPS TREE EXPERTS INC				4,509.10	593004	OD8346	EQUIP-303	OCT-2011
21,982	Other	PHILLIPS TREE EXPERTS INC				11,284.15	593004	OD8348	PROJ# 132636- ROUTINE CREWS LABOR 301	NOV-2011
21,983	Other	PHILLIPS TREE EXPERTS INC				2,031.70	593004	OD8348	PROJ# 132636- ROUTINE CREWS EQUIP. 303	NOV-2011

KENTUCKY UTILITIES COMPANY
Case No. 2012- 00221
Analysis of Professional Services Expenses For the Test Year

(A)	(B)	(C)	(D)	(E)	(F)	(G)	(H)	(I)		
Line No.	Type	Vendor	Rate Case	Audit	Other	Total	Account	Invoice	Description	Period
21,984	Other	PHILLIPS TREE EXPERTS INC				853.60	593004	OD8363	PROJ# 132583- HAZARD CREWS LABOR 301	NOV-2011
21,985	Other	PHILLIPS TREE EXPERTS INC				167.30	593004	OD8363	PROJ# 132583- HAZARD CREWS EQUIP. 303	NOV-2011
21,986	Other	PHILLIPS TREE EXPERTS INC				21,475.52	593004	OD8367	LABOR-301	NOV-2011
21,987	Other	PHILLIPS TREE EXPERTS INC				4,825.66	593004	OD8367	EQUIP-303	NOV-2011
21,988	Other	PHILLIPS TREE EXPERTS INC				5,583.05	593004	OD8369	PROJ# 132636- ROUTINE CREWS EQUIP. 303	NOV-2011
21,989	Other	PHILLIPS TREE EXPERTS INC				34,292.25	593004	OD8427	LABOR-301	NOV-2011
21,990	Other	PHILLIPS TREE EXPERTS INC				4,922.32	593004	OD8427	EQUIP-303	NOV-2011
21,991	Other	PHILLIPS TREE EXPERTS INC				40,407.90	593004	OD8448	LABOR-301	Dec-2011
21,992	Other	PHILLIPS TREE EXPERTS INC				6,327.90	593004	OD8448	EQUIP-303	Dec-2011
21,993	Other	PHILLIPS TREE EXPERTS INC				1,856.56	593004	OD8464	PROJ# 132583- HAZARD CREWS EQUIP. 303	Dec-2011
21,994	Other	PHILLIPS TREE EXPERTS INC				21,453.40	593004	OD8492	LABOR-301	Dec-2011
21,995	Other	PHILLIPS TREE EXPERTS INC				3,512.42	593004	OD8492	EQUIP-303	Dec-2011
21,996	Other	PHILLIPS TREE EXPERTS INC				81,795.44	593004	OD8507	LABOR-301	Dec-2011
21,997	Other	PHILLIPS TREE EXPERTS INC				11,153.93	593004	OD8507	EQUIP-303	Dec-2011
21,998	Other	PHILLIPS TREE EXPERTS INC				630.13	593004	OD8508	PROJ# 132636- ROUTINE CREWS LABOR 301	Dec-2011
21,999	Other	PHILLIPS TREE EXPERTS INC				111.21	593004	OD8508	PROJ# 132636- ROUTINE CREWS EQUIP. 303	Dec-2011
22,000	Other	PHILLIPS TREE EXPERTS INC				18,048.70	593004	OD8580	LABOR-301	Feb-2012
22,001	Other	PHILLIPS TREE EXPERTS INC				3,304.60	593004	OD8580	EQUIP-303	Feb-2012
22,002	Other	PHILLIPS TREE EXPERTS INC				4,381.50	593004	OD8582	PROJ# 132636- ROUTINE CREWS HAZARD WORK LABOR 0301	Feb-2012
22,003	Other	PHILLIPS TREE EXPERTS INC				402.00	593004	OD8582	PROJ# 132636- ROUTINE CREWS HAZARD WORK EQUIP 0303	Feb-2012
22,004	Other	PHILLIPS TREE EXPERTS INC				33,521.80	593004	OD8613	LABOR-301	Feb-2012
22,005	Other	PHILLIPS TREE EXPERTS INC				8,423.73	593004	OD8613	EQUIP-303	Feb-2012
22,006	Other	PHILLIPS TREE EXPERTS INC				5,007.90	593004	OD8615	PROJ# 132636- ROUTINE CREWS HAZARD WORK LABOR 0301	Feb-2012
22,007	Other	PHILLIPS TREE EXPERTS INC				592.80	593004	OD8615	PROJ# 132636- ROUTINE CREWS HAZARD WORK EQUIP 0303	Feb-2012
22,008	Other	PHILLIPS TREE EXPERTS INC				40,175.51	593004	OD8658	LABOR-301	Feb-2012
22,009	Other	PHILLIPS TREE EXPERTS INC				18,982.34	593004	OD8658	EQUIP-303	Feb-2012
22,010	Other	PHILLIPS TREE EXPERTS INC				7,144.90	593004	OD8660	PROJ# 132636- ROUTINE CREWS HAZARD WORK LABOR 0301	Feb-2012
22,011	Other	PHILLIPS TREE EXPERTS INC				4,248.74	593004	OD8660	PROJ# 132636- ROUTINE CREWS HAZARD WORK EQUIP 0303	Feb-2012
22,012	Other	PHILLIPS TREE EXPERTS INC				24,790.72	593004	OD8690	LABOR-301	MAR-2012
22,013	Other	PHILLIPS TREE EXPERTS INC				3,171.66	593004	OD8690	EQUIP-303	MAR-2012
22,014	Other	PHILLIPS TREE EXPERTS INC				5,942.06	593004	OD8692	INVOICE NO.OD-8692 - labor	MAR-2012
22,015	Other	PHILLIPS TREE EXPERTS INC				1,243.62	593004	OD8692	INVOICE NO.OD-8692 - equip	MAR-2012
22,016	Other	PHILLIPS TREE EXPERTS INC				25,389.66	593004	OD8730	LABOR-301	MAR-2012
22,017	Other	PHILLIPS TREE EXPERTS INC				3,624.40	593004	OD8730	EQUIP-303	MAR-2012
22,018	Other	PHILLIPS TREE EXPERTS INC				16,661.82	593004	OD8732	INVOICE NO. OD-8732 - LABOR	MAR-2012
22,019	Other	PHILLIPS TREE EXPERTS INC				13,009.48	593004	OD8732	INVOICE NO. OD-8732 - LABOR	MAR-2012
22,020	Other	PHILLIPS TREE EXPERTS INC				3,877.00	593004	OD8732	INVOICE NO. OD-8732 - LABOR	MAR-2012
22,021	Other	PHILLIPS TREE EXPERTS INC				2,178.37	593004	OD8732	INVOICE NO. OD-8732 - EQUIP	MAR-2012
22,022	Other	PHILLIPS TREE EXPERTS INC				1,684.27	593004	OD8732	INVOICE NO. OD-8732 - EQUIP	MAR-2012
22,023	Other	PHILLIPS TREE EXPERTS INC				658.80	593004	OD8732	INVOICE NO. OD-8732 - EQUIP	MAR-2012
22,024	Other	PHILLIPS TREE EXPERTS INC				9,696.70	571100	PK0107121	LABOR RESIDENT CONTRACTOR 0304	Jan-2012
22,025	Other	PHILLIPS TREE EXPERTS INC				8,999.10	571100	PK0114121	LABOR RESIDENT CONTRACTOR 0304	Feb-2012
22,026	Other	PHILLIPS TREE EXPERTS INC				2,123.88	571100	PK0114121	MATERIAL & EQUIPMENT	Feb-2012
22,027	Other	PHILLIPS TREE EXPERTS INC				12,429.00	571100	PK0121121	LABOR RESIDENT CONTRACTOR 0304	Feb-2012
22,028	Other	PHILLIPS TREE EXPERTS INC				2,497.00	571100	PK0121121	EQUIPMENT	Feb-2012
22,029	Other	PHILLIPS TREE EXPERTS INC				9,734.40	571100	PK0128101	LABOR RESIDENT CONTRACTOR 0304	Feb-2012
22,030	Other	PHILLIPS TREE EXPERTS INC				1,911.22	571100	PK0128101	EQUIPMENT	Feb-2012
22,031	Other	PHILLIPS TREE EXPERTS INC				29,312.16	571100	PK0204121	LABOR RESIDENT CONTRACTOR 0304	Feb-2012
22,032	Other	PHILLIPS TREE EXPERTS INC				29,134.30	571100	PK0211121	LABOR RESIDENT CONTRACTOR 0304	Feb-2012
22,033	Other	PHILLIPS TREE EXPERTS INC				26,627.85	571100	PK0218121	LABOR RESIDENT CONTRACTOR 0304	Feb-2012
22,034	Other	PHILLIPS TREE EXPERTS INC				26,312.50	571100	PK0225121	LABOR RESIDENT CONTRACTOR 0304	MAR-2012
22,035	Other	PHILLIPS TREE EXPERTS INC				22,831.71	571100	PK0303121	LABOR RESIDENT CONTRACTOR 0304	MAR-2012
22,036	Other	PHILLIPS TREE EXPERTS INC				21,559.48	571100	PK0319113	LABOR 0301	APR-2011
22,037	Other	PHILLIPS TREE EXPERTS INC				14,557.75	571100	PK0319113	EQUIPMENT 0303	APR-2011
22,038	Other	PHILLIPS TREE EXPERTS INC				26,924.10	571100	PK0326111	LABOR 0301	APR-2011
22,039	Other	PHILLIPS TREE EXPERTS INC				12,733.17	571100	PK0326111	EQUIPMENT 0303	APR-2011
22,040	Other	PHILLIPS TREE EXPERTS INC				23,254.08	571100	PK0402111	EQUIPMENT 0303	APR-2011
22,041	Other	PHILLIPS TREE EXPERTS INC				13,701.85	571100	PK0402111	LABOR 0301	APR-2011
22,042	Other	PHILLIPS TREE EXPERTS INC				10,807.48	571100	PK0409111	EQUIPMENT 0303	APR-2011
22,043	Other	PHILLIPS TREE EXPERTS INC				6,318.40	571100	PK0409111	LABOR 0301	APR-2011

KENTUCKY UTILITIES COMPANY
Case No. 2012- 00221
Analysis of Professional Services Expenses For the Test Year

(A)	(B)	(C)	(D)	(E)	(F)	(G)	(H)	(I)		
Line No.	Type	Vendor	Rate Case	Audit	Other	Total	Account	Invoice	Description	Period
22,044	Other	PHILLIPS TREE EXPERTS INC				10,568.16	571100	PK0416111	EQUIPMENT 0303	Jun-2011
22,045	Other	PHILLIPS TREE EXPERTS INC				4,970.45	571100	PK0416111	LABOR RESIDENT CONTRACTOR 0304	Jun-2011
22,046	Other	PHILLIPS TREE EXPERTS INC				12,847.20	571100	PK0423111	EQUIPMENT 0303	Jun-2011
22,047	Other	PHILLIPS TREE EXPERTS INC				5,172.08	571100	PK0423111	LABOR RESIDENT CONTRACTOR 0304	Jun-2011
22,048	Other	PHILLIPS TREE EXPERTS INC				13,745.60	571100	PK0430111	EQUIPMENT 0303	Jun-2011
22,049	Other	PHILLIPS TREE EXPERTS INC				5,467.20	571100	PK0430111	LABOR RESIDENT CONTRACTOR 0304	Jun-2011
22,050	Other	PHILLIPS TREE EXPERTS INC				12,844.82	571100	PK0507111	EQUIPMENT 0303	Jun-2011
22,051	Other	PHILLIPS TREE EXPERTS INC				4,926.73	571100	PK0507111	LABOR RESIDENT CONTRACTOR 0304	Jun-2011
22,052	Other	PHILLIPS TREE EXPERTS INC				13,512.60	571100	PK0514111	EQUIPMENT 0303	Jun-2011
22,053	Other	PHILLIPS TREE EXPERTS INC				6,105.30	571100	PK0514111	LABOR RESIDENT CONTRACTOR 0304	Jun-2011
22,054	Other	PHILLIPS TREE EXPERTS INC				13,213.80	571100	PK0521111	EQUIPMENT 0303	Jun-2011
22,055	Other	PHILLIPS TREE EXPERTS INC				6,970.80	571100	PK0521111	LABOR RESIDENT CONTRACTOR 0304	Jun-2011
22,056	Other	PHILLIPS TREE EXPERTS INC				17,081.30	571100	PK0528111	EQUIPMENT 0303	Jun-2011
22,057	Other	PHILLIPS TREE EXPERTS INC				14,778.74	571100	PK0528111	LABOR RESIDENT CONTRACTOR 0304	Jun-2011
22,058	Other	PHILLIPS TREE EXPERTS INC				16,250.20	571100	PK0604111	EQUIPMENT 0303	JUL-2011
22,059	Other	PHILLIPS TREE EXPERTS INC				14,105.60	571100	PK0604111	LABOR RESIDENT CONTRACTOR 0304	JUL-2011
22,060	Other	PHILLIPS TREE EXPERTS INC				20,205.08	571100	PK0611111	EQUIPMENT 0303	JUL-2011
22,061	Other	PHILLIPS TREE EXPERTS INC				14,886.59	571100	PK0611111	LABOR RESIDENT CONTRACTOR 0304	JUL-2011
22,062	Other	PHILLIPS TREE EXPERTS INC				17,398.10	571100	PK0618111	LABOR RESIDENT CONTRACTOR 0304	JUL-2011
22,063	Other	PHILLIPS TREE EXPERTS INC				14,065.12	571100	PK0618111	EQUIPMENT 0303	JUL-2011
22,064	Other	PHILLIPS TREE EXPERTS INC				14,602.49	571100	PK0625111	LABOR RESIDENT CONTRACTOR 0304	JUL-2011
22,065	Other	PHILLIPS TREE EXPERTS INC				13,947.16	571100	PK0625111	EQUIPMENT 0303	JUL-2011
22,066	Other	PHILLIPS TREE EXPERTS INC				14,021.92	571100	PK0702111	LABOR RESIDENT CONTRACTOR 0304	JUL-2011
22,067	Other	PHILLIPS TREE EXPERTS INC				11,142.00	571100	PK0702111	EQUIPMENT 0303	JUL-2011
22,068	Other	PHILLIPS TREE EXPERTS INC				10,578.20	571100	PK0709111	EQUIPMENT 0303	JUL-2011
22,069	Other	PHILLIPS TREE EXPERTS INC				10,350.12	571100	PK0709111	LABOR RESIDENT CONTRACTOR 0304	JUL-2011
22,070	Other	PHILLIPS TREE EXPERTS INC				13,512.70	571100	PK0716111	LABOR RESIDENT CONTRACTOR 0304	AUG-2011
22,071	Other	PHILLIPS TREE EXPERTS INC				11,303.80	571100	PK0716111	EQUIPMENT 0303	AUG-2011
22,072	Other	PHILLIPS TREE EXPERTS INC				15,479.98	571100	PK0723111	LABOR RESIDENT CONTRACTOR 0304	AUG-2011
22,073	Other	PHILLIPS TREE EXPERTS INC				11,144.48	571100	PK0723111	EQUIPMENT 0303	AUG-2011
22,074	Other	PHILLIPS TREE EXPERTS INC				11,897.36	571100	PK0730111	LABOR RESIDENT CONTRACTOR 0304	AUG-2011
22,075	Other	PHILLIPS TREE EXPERTS INC				11,024.00	571100	PK0730111	EQUIPMENT 0303	AUG-2011
22,076	Other	PHILLIPS TREE EXPERTS INC				17,980.40	571100	PK0806111	LABOR RESIDENT CONTRACTOR 0304	SEP-2011
22,077	Other	PHILLIPS TREE EXPERTS INC				11,960.88	571100	PK0806111	EQUIPMENT 0303	SEP-2011
22,078	Other	PHILLIPS TREE EXPERTS INC				12,873.15	571100	PK0813111	LABOR RESIDENT CONTRACTOR 0304	SEP-2011
22,079	Other	PHILLIPS TREE EXPERTS INC				11,492.48	571100	PK0813111	EQUIPMENT 0303	SEP-2011
22,080	Other	PHILLIPS TREE EXPERTS INC				10,472.00	571100	PK0820111	EQUIPMENT 0303	SEP-2011
22,081	Other	PHILLIPS TREE EXPERTS INC				10,061.59	571100	PK0820111	LABOR RESIDENT CONTRACTOR 0304	SEP-2011
22,082	Other	PHILLIPS TREE EXPERTS INC				15,725.32	571100	PK0827111	LABOR RESIDENT CONTRACTOR 0304	SEP-2011
22,083	Other	PHILLIPS TREE EXPERTS INC				12,663.68	571100	PK0827111	EQUIPMENT 0303	SEP-2011
22,084	Other	PHILLIPS TREE EXPERTS INC				14,318.20	571100	PK0903111	LABOR RESIDENT CONTRACTOR 0304	OCT-2011
22,085	Other	PHILLIPS TREE EXPERTS INC				11,965.20	571100	PK0903111	EQUIPMENT 0303	OCT-2011
22,086	Other	PHILLIPS TREE EXPERTS INC				11,620.80	571100	PK0910111	EQUIPMENT 0303	OCT-2011
22,087	Other	PHILLIPS TREE EXPERTS INC				11,162.02	571100	PK0910111	LABOR RESIDENT CONTRACTOR 0304	OCT-2011
22,088	Other	PHILLIPS TREE EXPERTS INC				12,327.50	571100	PK0917111	LABOR RESIDENT CONTRACTOR 0304	OCT-2011
22,089	Other	PHILLIPS TREE EXPERTS INC				11,021.40	571100	PK0917111	EQUIPMENT 0303	OCT-2011
22,090	Other	PHILLIPS TREE EXPERTS INC				13,226.00	571100	PK0924111	LABOR RESIDENT CONTRACTOR 0304	OCT-2011
22,091	Other	PHILLIPS TREE EXPERTS INC				11,849.60	571100	PK0924111	EQUIPMENT 0303	OCT-2011
22,092	Other	PHILLIPS TREE EXPERTS INC				16,558.81	571100	PK1001111	EQUIPMENT 0303	OCT-2011
22,093	Other	PHILLIPS TREE EXPERTS INC				15,911.97	571100	PK1001111	LABOR RESIDENT CONTRACTOR 0304	OCT-2011
22,094	Other	PHILLIPS TREE EXPERTS INC				27,920.20	571100	PK1008111	LABOR RESIDENT CONTRACTOR 0304	NOV-2011
22,095	Other	PHILLIPS TREE EXPERTS INC				27,350.81	571100	PK1015111	LABOR RESIDENT CONTRACTOR 0304	NOV-2011
22,096	Other	PHILLIPS TREE EXPERTS INC				26,351.59	571100	PK1022111	LABOR RESIDENT CONTRACTOR 0304	NOV-2011
22,097	Other	PHILLIPS TREE EXPERTS INC				26,828.62	571100	PK1029111	LABOR RESIDENT CONTRACTOR 0304	NOV-2011
22,098	Other	PHILLIPS TREE EXPERTS INC				24,480.40	571100	PK1105111	LABOR RESIDENT CONTRACTOR 0304	NOV-2011
22,099	Other	PHILLIPS TREE EXPERTS INC				13,779.80	571100	PK1112111	EQUIPMENT 0303	NOV-2011
22,100	Other	PHILLIPS TREE EXPERTS INC				9,407.80	571100	PK1112111	LABOR RESIDENT CONTRACTOR 0304	NOV-2011
22,101	Other	PHILLIPS TREE EXPERTS INC				18,107.70	571100	PK1119111	LABOR RESIDENT CONTRACTOR 0304	Dec-2011
22,102	Other	PHILLIPS TREE EXPERTS INC				22,399.87	571100	PK1126111	LABOR RESIDENT CONTRACTOR 0304	Dec-2011
22,103	Other	PHILLIPS TREE EXPERTS INC				34,427.37	571100	PK1210111	LABOR RESIDENT CONTRACTOR 0304	Dec-2011

KENTUCKY UTILITIES COMPANY
Case No. 2012- 00221
Analysis of Professional Services Expenses For the Test Year

(A)	(B)	(C)	(D)	(E)	(F)	(G)	(H)	(I)		
Line No.	Type	Vendor	Rate Case	Audit	Other	Total	Account	Invoice	Description	Period
22,104	Other	PHILLIPS TREE EXPERTS INC				24,322.30	571100	PK1217111	LABOR RESIDENT CONTRACTOR 0304	Jan-2012
22,105	Other	PHILLIPS TREE EXPERTS INC				30,513.74	571100	PK1224111	LABOR RESIDENT CONTRACTOR 0304	Jan-2012
22,106	Other	PHILLIPS TREE EXPERTS INC				21,781.63	571100	PK1231111	LABOR RESIDENT CONTRACTOR 0304	Jan-2012
22,107	Other	PHILLIPS TREE EXPERTS INC				29,425.81	571100	PK15205	LABOR RESIDENT CONTRACTOR 0304	Dec-2011
22,108	Other	PHILLIPS TREE EXPERTS INC				(85,007.20)	571100	Reverses *J702-0110-0311 Adjustment USD	Manual Accrual-Phillips Tree	APR-2011
22,109	Other	PHILLIPS TREE EXPERTS INC				(76,087.00)	593004	Reverses *J703-0110-0311 Adjustment USD	Phillips Tree Services	APR-2011
22,110	Other	PHILLIPS TREE EXPERTS INC				(62,506.00)	593004	Reverses *J703-0110-0311 Adjustment USD	Phillips Tree Services	APR-2011
22,111	Other	PHILLIPS TREE EXPERTS INC				(50,323.00)	593004	Reverses *J703-0110-0311 Adjustment USD	Phillips Tree Services	APR-2011
22,112	Other	PHILLIPS TREE EXPERTS INC				(31,548.00)	593004	Reverses *J703-0110-0311 Adjustment USD	Phillips Tree Services	APR-2011
22,113	Other	PHILLIPS TREE EXPERTS INC				(27,438.00)	593004	Reverses *J703-0110-0311 Adjustment USD	Phillips Tree Services	APR-2011
22,114	Other	PHILLIPS TREE EXPERTS INC				(14,299.00)	593004	Reverses *J703-0110-0311 Adjustment USD	Phillips Tree Services	APR-2011
22,115	Other	PHILLIPS TREE EXPERTS INC				(6,611.00)	593004	Reverses *J703-0110-0311 Adjustment USD	Phillips Tree Services	APR-2011
22,116	Other	PHILLIPS TREE EXPERTS INC				19,435.00	582100	WK7991	Mowing and spraying in the Earlington area, January 2011 to January 2016 per Alan Bucker.	AUG-2011
22,117	Other	PHILLIPS TREE EXPERTS INC				7,970.00	570100	WK7991	Mowing and spraying in the Earlington area, January 2011 to January 2016 per Alan Bucker.	AUG-2011
22,118	Other	PHILLIPS TREE EXPERTS INC				2,495.00	582100	WK7991	Mowing and spraying in the Earlington area, January 2011 to January 2016 per Alan Bucker.	AUG-2011
22,119	Other	PHILLIPS TREE EXPERTS INC				152.74	570100	WK7992	Mowing and spraying in the Earlington area, January 2011 to January 2016 per Alan Bucker.	AUG-2011
22,120	Other	PHILLIPS TREE EXPERTS INC				17,940.00	582100	WK8441	Mowing and spraying in the Earlington area, January 2011 to January 2016 per Alan Bucker.	NOV-2011
22,121	Other	PHILLIPS TREE EXPERTS INC				10,465.00	570100	WK8441	Mowing and spraying in the Earlington area, January 2011 to January 2016 per Alan Bucker.	NOV-2011
22,122	Other	PHILLIPS TREE EXPERTS INC				1,495.00	582100	WK8441	Mowing and spraying in the Earlington area, January 2011 to January 2016 per Alan Bucker.	NOV-2011
22,123	Other	PHILLIPS TREE EXPERTS INC				850.10	582100	WK8519	Mowing and spraying in the Earlington area, January 2011 to January 2016 per Alan Bucker.	Dec-2011
22,124	Other	PHYSIO CONTROL INC				846.40	921004	411043513	MAINTENANCE AGREEMENT PB11E347 FROM JAN 01, 2011 THROUGH DEC. 31, 2011 AS PER INV 411043513 DATED 4/29/2011 - (ADDED TO PO #50884)	MAY-2011
22,125	Other	PIC GROUP INC				1,317.89	513100	500013990	RESIDENT MAINTENANCE	APR-2011
22,126	Other	PIC GROUP INC				437.41	512100	500013990	MAINTENANCE	APR-2011
22,127	Other	PIC GROUP INC				361.62	512100	500013990	MAINTENANCE	APR-2011
22,128	Other	PIC GROUP INC				280.58	512100	500013990	MAINTENANCE	APR-2011
22,129	Other	PIC GROUP INC				246.46	512005	500013990	RESIDENT MAINTENANCE	APR-2011
22,130	Other	PIC GROUP INC				176.05	512100	500013990	MAINTENANCE	APR-2011
22,131	Other	PIC GROUP INC				166.65	511100	500013990	RESIDENT MAINTENANCE	APR-2011
22,132	Other	PIC GROUP INC				160.26	512100	500013990	MAINTENANCE	APR-2011
22,133	Other	PIC GROUP INC				160.26	512100	500013990	MAINTENANCE	APR-2011
22,134	Other	PIC GROUP INC				140.84	512017	500013990	RESIDENT MAINTENANCE	APR-2011
22,135	Other	PIC GROUP INC				140.84	512017	500013990	RESIDENT MAINTENANCE	APR-2011
22,136	Other	PIC GROUP INC				140.17	512017	500013990	RESIDENT MAINTENANCE	APR-2011
22,137	Other	PIC GROUP INC				133.32	512100	500013990	MAINTENANCE	APR-2011
22,138	Other	PIC GROUP INC				133.32	512100	500013990	MAINTENANCE	APR-2011
22,139	Other	PIC GROUP INC				130.60	512100	500013990	MAINTENANCE	APR-2011
22,140	Other	PIC GROUP INC				108.72	511100	500013990	RESIDENT MAINTENANCE	APR-2011
22,141	Other	PIC GROUP INC				105.63	512100	500013990	MAINTENANCE	APR-2011
22,142	Other	PIC GROUP INC				105.63	512100	500013990	MAINTENANCE	APR-2011
22,143	Other	PIC GROUP INC				99.99	512100	500013990	MAINTENANCE	APR-2011
22,144	Other	PIC GROUP INC				73.51	512100	500013990	MAINTENANCE	APR-2011
22,145	Other	PIC GROUP INC				70.42	512100	500013990	MAINTENANCE	APR-2011
22,146	Other	PIC GROUP INC				70.42	512100	500013990	MAINTENANCE	APR-2011
22,147	Other	PIC GROUP INC				70.42	512100	500013990	MAINTENANCE	APR-2011
22,148	Other	PIC GROUP INC				70.42	512017	500013990	RESIDENT MAINTENANCE	APR-2011
22,149	Other	PIC GROUP INC				66.66	512100	500013990	MAINTENANCE	APR-2011
22,150	Other	PIC GROUP INC				66.66	512017	500013990	RESIDENT MAINTENANCE	APR-2011
22,151	Other	PIC GROUP INC				66.66	512017	500013990	RESIDENT MAINTENANCE	APR-2011
22,152	Other	PIC GROUP INC				35.21	512100	500013990	MAINTENANCE	APR-2011
22,153	Other	PIC GROUP INC				35.21	513100	500013990	RESIDENT MAINTENANCE	APR-2011
22,154	Other	PIC GROUP INC				4,729.30	512100	500013991	GHEENT INSIDE MAINTENANCE	APR-2011

KENTUCKY UTILITIES COMPANY
Case No. 2012- 00221
Analysis of Professional Services Expenses For the Test Year

(A)	(B)	(C)	(D)	(E)	(F)	(G)	(H)	(I)		
Line No.	Type	Vendor	Rate Case	Audit	Other	Total	Account	Invoice	Description	Period
22,155	Other	PIC GROUP INC				2,643.25	512100	500013991	GHENT INSIDE MAINTENANCE	APR-2011
22,156	Other	PIC GROUP INC				1,436.87	512100	500013991	GHENT INSIDE MAINTENANCE	APR-2011
22,157	Other	PIC GROUP INC				709.05	512017	500013991	GHENT INSIDE MAINTENANCE	APR-2011
22,158	Other	PIC GROUP INC				522.38	512100	500013991	GHENT INSIDE MAINTENANCE	APR-2011
22,159	Other	PIC GROUP INC				516.62	512100	500013991	GHENT INSIDE MAINTENANCE	APR-2011
22,160	Other	PIC GROUP INC				455.00	512100	500013991	GHENT INSIDE MAINTENANCE	APR-2011
22,161	Other	PIC GROUP INC				333.30	512100	500013991	GHENT INSIDE MAINTENANCE	APR-2011
22,162	Other	PIC GROUP INC				266.64	512017	500013991	GHENT INSIDE MAINTENANCE	APR-2011
22,163	Other	PIC GROUP INC				99.99	512100	500013991	GHENT INSIDE MAINTENANCE	APR-2011
22,164	Other	PIC GROUP INC				99.93	512017	500013991	GHENT INSIDE MAINTENANCE	APR-2011
22,165	Other	PIC GROUP INC				94.54	512100	500013991	GHENT INSIDE MAINTENANCE	APR-2011
22,166	Other	PIC GROUP INC				94.54	512100	500013991	GHENT INSIDE MAINTENANCE	APR-2011
22,167	Other	PIC GROUP INC				94.54	512100	500013991	GHENT INSIDE MAINTENANCE	APR-2011
22,168	Other	PIC GROUP INC				94.54	512100	500013991	GHENT INSIDE MAINTENANCE	APR-2011
22,169	Other	PIC GROUP INC				83.33	513100	500013991	GHENT INSIDE MAINTENANCE	APR-2011
22,170	Other	PIC GROUP INC				83.33	512100	500013991	GHENT INSIDE MAINTENANCE	APR-2011
22,171	Other	PIC GROUP INC				83.33	512100	500013991	GHENT INSIDE MAINTENANCE	APR-2011
22,172	Other	PIC GROUP INC				83.33	512100	500013991	GHENT INSIDE MAINTENANCE	APR-2011
22,173	Other	PIC GROUP INC				83.33	512100	500013991	GHENT INSIDE MAINTENANCE	APR-2011
22,174	Other	PIC GROUP INC				66.66	511100	500013991	GHENT INSIDE MAINTENANCE	APR-2011
22,175	Other	PIC GROUP INC				47.27	513100	500013991	GHENT INSIDE MAINTENANCE	APR-2011
22,176	Other	PIC GROUP INC				47.27	511100	500013991	GHENT INSIDE MAINTENANCE	APR-2011
22,177	Other	PIC GROUP INC				47.27	512100	500013991	GHENT INSIDE MAINTENANCE	APR-2011
22,178	Other	PIC GROUP INC				33.33	512100	500013991	GHENT INSIDE MAINTENANCE	APR-2011
22,179	Other	PIC GROUP INC				33.33	512100	500013991	GHENT INSIDE MAINTENANCE	APR-2011
22,180	Other	PIC GROUP INC				33.33	512100	500013991	GHENT INSIDE MAINTENANCE	APR-2011
22,181	Other	PIC GROUP INC				33.33	512100	500013991	GHENT INSIDE MAINTENANCE	APR-2011
22,182	Other	PIC GROUP INC				23.64	511100	500013991	GHENT INSIDE MAINTENANCE	APR-2011
22,183	Other	PIC GROUP INC				23.64	512017	500013991	GHENT INSIDE MAINTENANCE	APR-2011
22,184	Other	PIC GROUP INC				23.64	513100	500013991	GHENT INSIDE MAINTENANCE	APR-2011
22,185	Other	PIC GROUP INC				23.64	513100	500013991	GHENT INSIDE MAINTENANCE	APR-2011
22,186	Other	PIC GROUP INC				23.64	513100	500013991	GHENT INSIDE MAINTENANCE	APR-2011
22,187	Other	PIC GROUP INC				23.64	512017	500013991	GHENT INSIDE MAINTENANCE	APR-2011
22,188	Other	PIC GROUP INC				2,308.67	512100	500013992	GHENT OUTSIDE MAINTENANCE	APR-2011
22,189	Other	PIC GROUP INC				949.91	513100	500013992	GHENT INSIDE MAINTENANCE	APR-2011
22,190	Other	PIC GROUP INC				811.45	512100	500013992	GHENT OUTSIDE MAINTENANCE	APR-2011
22,191	Other	PIC GROUP INC				760.12	512100	500013992	GHENT OUTSIDE MAINTENANCE	APR-2011
22,192	Other	PIC GROUP INC				665.25	512100	500013992	GHENT OUTSIDE MAINTENANCE	APR-2011
22,193	Other	PIC GROUP INC				633.27	513100	500013992	GHENT INSIDE MAINTENANCE	APR-2011
22,194	Other	PIC GROUP INC				633.27	512100	500013992	GHENT OUTSIDE MAINTENANCE	APR-2011
22,195	Other	PIC GROUP INC				358.87	512100	500013992	GHENT OUTSIDE MAINTENANCE	APR-2011
22,196	Other	PIC GROUP INC				316.64	513100	500013992	GHENT INSIDE MAINTENANCE	APR-2011
22,197	Other	PIC GROUP INC				283.62	512005	500013992	GHENT OUTSIDE MAINTENANCE	APR-2011
22,198	Other	PIC GROUP INC				266.64	512100	500013992	GHENT OUTSIDE MAINTENANCE	APR-2011
22,199	Other	PIC GROUP INC				212.72	512100	500013992	GHENT OUTSIDE MAINTENANCE	APR-2011
22,200	Other	PIC GROUP INC				212.72	512100	500013992	GHENT OUTSIDE MAINTENANCE	APR-2011
22,201	Other	PIC GROUP INC				189.08	512005	500013992	GHENT OUTSIDE MAINTENANCE	APR-2011
22,202	Other	PIC GROUP INC				116.66	512100	500013992	GHENT OUTSIDE MAINTENANCE	APR-2011
22,203	Other	PIC GROUP INC				94.54	512100	500013992	GHENT OUTSIDE MAINTENANCE	APR-2011
22,204	Other	PIC GROUP INC				94.54	512100	500013992	GHENT OUTSIDE MAINTENANCE	APR-2011
22,205	Other	PIC GROUP INC				94.54	514100	500013992	GHENT OUTSIDE MAINTENANCE	APR-2011
22,206	Other	PIC GROUP INC				66.66	512100	500013992	GHENT OUTSIDE MAINTENANCE	APR-2011
22,207	Other	PIC GROUP INC				47.27	512017	500013992	GHENT OUTSIDE MAINTENANCE	APR-2011
22,208	Other	PIC GROUP INC				47.27	512100	500013992	GHENT OUTSIDE MAINTENANCE	APR-2011
22,209	Other	PIC GROUP INC				47.27	512100	500013992	GHENT OUTSIDE MAINTENANCE	APR-2011
22,210	Other	PIC GROUP INC				47.27	512100	500013992	GHENT OUTSIDE MAINTENANCE	APR-2011
22,211	Other	PIC GROUP INC				47.27	512100	500013992	GHENT OUTSIDE MAINTENANCE	APR-2011
22,212	Other	PIC GROUP INC				47.27	514100	500013992	GHENT OUTSIDE MAINTENANCE	APR-2011
22,213	Other	PIC GROUP INC				2,695.24	512100	500013993	PAYMENT OF INVOICE #500013993--GHENT MILLWRIGHTS (BASE CREW) FOR THE BILLING PERIOD	APR-2011

KENTUCKY UTILITIES COMPANY
Case No. 2012- 00221
Analysis of Professional Services Expenses For the Test Year

(A)	(B)	(C)	(D)	(E)	(F)	(G)	(H)	(I)		
Line No.	Type	Vendor	Rate Case	Audit	Other	Total	Account	Invoice	Description	Period
22,214	Other	PIC GROUP INC				2,551.14	512100	500013993	PAYMENT OF INVOICE #500013993--GHENT MILLWRIGHTS (BASE CREW) FOR THE BILLING PERIOD	APR-2011
22,215	Other	PIC GROUP INC				1,764.96	512100	500013993	PAYMENT OF INVOICE #500013993--GHENT MILLWRIGHTS (BASE CREW) FOR THE BILLING PERIOD	APR-2011
22,216	Other	PIC GROUP INC				1,640.80	512100	500013993	PAYMENT OF INVOICE #500013993--GHENT MILLWRIGHTS (BASE CREW) FOR THE BILLING PERIOD	APR-2011
22,217	Other	PIC GROUP INC				1,177.32	512100	500013993	PAYMENT OF INVOICE #500013993--GHENT MILLWRIGHTS (BASE CREW) FOR THE BILLING PERIOD	APR-2011
22,218	Other	PIC GROUP INC				1,046.32	512100	500013993	PAYMENT OF INVOICE #500013993--GHENT MILLWRIGHTS (BASE CREW) FOR THE BILLING PERIOD	APR-2011
22,219	Other	PIC GROUP INC				983.24	512100	500013993	PAYMENT OF INVOICE #500013993--GHENT MILLWRIGHTS (BASE CREW) FOR THE BILLING PERIOD	APR-2011
22,220	Other	PIC GROUP INC				974.38	512100	500013993	PAYMENT OF INVOICE #500013993--GHENT MILLWRIGHTS (BASE CREW) FOR THE BILLING PERIOD	APR-2011
22,221	Other	PIC GROUP INC				962.35	512100	500013993	PAYMENT OF INVOICE #500013993--GHENT MILLWRIGHTS (BASE CREW) FOR THE BILLING PERIOD	APR-2011
22,222	Other	PIC GROUP INC				687.03	512100	500013993	PAYMENT OF INVOICE #500013993--GHENT MILLWRIGHTS (BASE CREW) FOR THE BILLING PERIOD	APR-2011
22,223	Other	PIC GROUP INC				656.48	512100	500013993	PAYMENT OF INVOICE #500013993--GHENT MILLWRIGHTS (BASE CREW) FOR THE BILLING PERIOD	APR-2011
22,224	Other	PIC GROUP INC				594.80	512100	500013993	PAYMENT OF INVOICE #500013993--GHENT MILLWRIGHTS (BASE CREW) FOR THE BILLING PERIOD	APR-2011
22,225	Other	PIC GROUP INC				588.08	512100	500013993	PAYMENT OF INVOICE #500013993--GHENT MILLWRIGHTS (BASE CREW) FOR THE BILLING PERIOD	APR-2011
22,226	Other	PIC GROUP INC				523.16	512100	500013993	PAYMENT OF INVOICE #500013993--GHENT MILLWRIGHTS (BASE CREW) FOR THE BILLING PERIOD	APR-2011
22,227	Other	PIC GROUP INC				348.92	512100	500013993	PAYMENT OF INVOICE #500013993--GHENT MILLWRIGHTS (BASE CREW) FOR THE BILLING PERIOD	APR-2011
22,228	Other	PIC GROUP INC				220.53	512100	500013993	PAYMENT OF INVOICE #500013993--GHENT MILLWRIGHTS (BASE CREW) FOR THE BILLING PERIOD	APR-2011
22,229	Other	PIC GROUP INC				48.73	512100	500013993	PAYMENT OF INVOICE #500013993--GHENT MILLWRIGHTS (BASE CREW) FOR THE BILLING PERIOD	APR-2011
22,230	Other	PIC GROUP INC				48.73	512100	500013993	PAYMENT OF INVOICE #500013993--GHENT MILLWRIGHTS (BASE CREW) FOR THE BILLING PERIOD	APR-2011
22,231	Other	PIC GROUP INC				599.99	512100	500013997	MAINTENANCE AUX OUTAGE	APR-2011
22,232	Other	PIC GROUP INC				309.52	512017	500013997	MAINTENANCE	APR-2011
22,233	Other	PIC GROUP INC				309.52	512017	500013997	MAINTENANCE	APR-2011
22,234	Other	PIC GROUP INC				309.52	512017	500013997	MAINTENANCE	APR-2011
22,235	Other	PIC GROUP INC				309.52	512100	500013997	MAINTENANCE AUX OUTAGE	APR-2011
22,236	Other	PIC GROUP INC				270.83	512005	500013997	MAINTENANCE AUX OUTAGE	APR-2011
22,237	Other	PIC GROUP INC				251.49	511100	500013997	MAINTENANCE AUX OUTAGE	APR-2011
22,238	Other	PIC GROUP INC				193.45	512100	500013997	MAINTENANCE AUX OUTAGE	APR-2011
22,239	Other	PIC GROUP INC				154.76	512100	500013997	MAINTENANCE AUX OUTAGE	APR-2011
22,240	Other	PIC GROUP INC				135.42	512100	500013997	MAINTENANCE AUX OUTAGE	APR-2011
22,241	Other	PIC GROUP INC				77.38	512017	500013997	MAINTENANCE	APR-2011
22,242	Other	PIC GROUP INC				77.38	511100	500013997	MAINTENANCE AUX OUTAGE	APR-2011
22,243	Other	PIC GROUP INC				38.69	512100	500013997	MAINTENANCE AUX OUTAGE	APR-2011
22,244	Other	PIC GROUP INC				38.69	512100	500013997	MAINTENANCE AUX OUTAGE	APR-2011
22,245	Other	PIC GROUP INC				5,527.60	512100	500013998	PAYMENT OF INVOICE #500013998--GHENT MILLWRIGHTS AUX/EMERGENCY WORK	APR-2011
22,246	Other	PIC GROUP INC				2,222.70	512005	500013998	PAYMENT OF INVOICE #500013998--GHENT MILLWRIGHTS AUX/EMERGENCY WORK	APR-2011
22,247	Other	PIC GROUP INC				2,086.25	512100	500013998	PAYMENT OF INVOICE #500013998--GHENT MILLWRIGHTS AUX/EMERGENCY WORK	APR-2011
22,248	Other	PIC GROUP INC				1,928.90	512005	500013998	PAYMENT OF INVOICE #500013998--GHENT MILLWRIGHTS AUX/EMERGENCY WORK	APR-2011
22,249	Other	PIC GROUP INC				1,905.36	512100	500013998	PAYMENT OF INVOICE #500013998--GHENT MILLWRIGHTS AUX/EMERGENCY WORK	APR-2011
22,250	Other	PIC GROUP INC				978.70	512005	500013998	PAYMENT OF INVOICE #500013998--GHENT MILLWRIGHTS AUX/EMERGENCY WORK	APR-2011

KENTUCKY UTILITIES COMPANY
Case No. 2012- 00221
Analysis of Professional Services Expenses For the Test Year

(A)	(B)	(C)	(D)	(E)	(F)	(G)	(H)	(I)		
Line No.	Type	Vendor	Rate Case	Audit	Other	Total	Account	Invoice	Description	Period
22,251	Other	PIC GROUP INC				696.60	512100	500013998	PAYMENT OF INVOICE #500013998--GHENT MILLWRIGHTS AUX/EMERGENCY WORK	APR-2011
22,252	Other	PIC GROUP INC				619.20	512100	500013998	PAYMENT OF INVOICE #500013998--GHENT MILLWRIGHTS AUX/EMERGENCY WORK	APR-2011
22,253	Other	PIC GROUP INC				573.40	512100	500013998	PAYMENT OF INVOICE #500013998--GHENT MILLWRIGHTS AUX/EMERGENCY WORK	APR-2011
22,254	Other	PIC GROUP INC				541.80	512100	500013998	PAYMENT OF INVOICE #500013998--GHENT MILLWRIGHTS AUX/EMERGENCY WORK	APR-2011
22,255	Other	PIC GROUP INC				538.96	512100	500013998	PAYMENT OF INVOICE #500013998--GHENT MILLWRIGHTS AUX/EMERGENCY WORK	APR-2011
22,256	Other	PIC GROUP INC				516.70	512005	500013998	PAYMENT OF INVOICE #500013998--GHENT MILLWRIGHTS AUX/EMERGENCY WORK	APR-2011
22,257	Other	PIC GROUP INC				464.40	512100	500013998	PAYMENT OF INVOICE #500013998--GHENT MILLWRIGHTS AUX/EMERGENCY WORK	APR-2011
22,258	Other	PIC GROUP INC				462.00	512017	500013998	PAYMENT OF INVOICE #500013998--GHENT MILLWRIGHTS AUX/EMERGENCY WORK	APR-2011
22,259	Other	PIC GROUP INC				309.60	512100	500013998	PAYMENT OF INVOICE #500013998--GHENT MILLWRIGHTS AUX/EMERGENCY WORK	APR-2011
22,260	Other	PIC GROUP INC				309.60	512100	500013998	PAYMENT OF INVOICE #500013998--GHENT MILLWRIGHTS AUX/EMERGENCY WORK	APR-2011
22,261	Other	PIC GROUP INC				293.80	512005	500013998	PAYMENT OF INVOICE #500013998--GHENT MILLWRIGHTS AUX/EMERGENCY WORK	APR-2011
22,262	Other	PIC GROUP INC				193.50	512100	500013998	PAYMENT OF INVOICE #500013998--GHENT MILLWRIGHTS AUX/EMERGENCY WORK	APR-2011
22,263	Other	PIC GROUP INC				154.80	512100	500013998	PAYMENT OF INVOICE #500013998--GHENT MILLWRIGHTS AUX/EMERGENCY WORK	APR-2011
22,264	Other	PIC GROUP INC				116.10	512100	500013998	PAYMENT OF INVOICE #500013998--GHENT MILLWRIGHTS AUX/EMERGENCY WORK	APR-2011
22,265	Other	PIC GROUP INC				114.68	512100	500013998	PAYMENT OF INVOICE #500013998--GHENT MILLWRIGHTS AUX/EMERGENCY WORK	APR-2011
22,266	Other	PIC GROUP INC				454.76	513100	500014116	RESIDENTIAL MAINT 03/21 -03/25/11	APR-2011
22,267	Other	PIC GROUP INC				422.10	512100	500014116	RESIDENTIAL MAINT	APR-2011
22,268	Other	PIC GROUP INC				356.65	554100	500014116	RESIDENTIAL MAINT	APR-2011
22,269	Other	PIC GROUP INC				233.31	512100	500014116	RESIDENTIAL MAINT	APR-2011
22,270	Other	PIC GROUP INC				227.92	512100	500014116	RESIDENTIAL MAINT	APR-2011
22,271	Other	PIC GROUP INC				226.17	512017	500014116	RESIDENTIAL MAINT	APR-2011
22,272	Other	PIC GROUP INC				220.53	512100	500014116	RESIDENTIAL MAINT	APR-2011
22,273	Other	PIC GROUP INC				220.53	512100	500014116	RESIDENTIAL MAINT	APR-2011
22,274	Other	PIC GROUP INC				211.26	512005	500014116	RESIDENTIAL MAINT	APR-2011
22,275	Other	PIC GROUP INC				199.98	512005	500014116	RESIDENTIAL MAINT	APR-2011
22,276	Other	PIC GROUP INC				187.20	512100	500014116	RESIDENTIAL MAINT	APR-2011
22,277	Other	PIC GROUP INC				160.72	554100	500014116	RESIDENTIAL MAINT	APR-2011
22,278	Other	PIC GROUP INC				140.84	512005	500014116	RESIDENTIAL MAINT	APR-2011
22,279	Other	PIC GROUP INC				108.72	511100	500014116	RESIDENTIAL MAINT	APR-2011
22,280	Other	PIC GROUP INC				105.63	512017	500014116	RESIDENTIAL MAINT	APR-2011
22,281	Other	PIC GROUP INC				99.99	512005	500014116	RESIDENTIAL MAINT	APR-2011
22,282	Other	PIC GROUP INC				66.66	511100	500014116	RESIDENTIAL MAINT	APR-2011
22,283	Other	PIC GROUP INC				66.66	512017	500014116	RESIDENTIAL MAINT	APR-2011
22,284	Other	PIC GROUP INC				66.66	511100	500014116	RESIDENTIAL MAINT	APR-2011
22,285	Other	PIC GROUP INC				47.27	512100	500014116	RESIDENTIAL MAINT	APR-2011
22,286	Other	PIC GROUP INC				35.21	512005	500014116	RESIDENTIAL MAINT	APR-2011
22,287	Other	PIC GROUP INC				35.21	512100	500014116	RESIDENTIAL MAINT	APR-2011
22,288	Other	PIC GROUP INC				33.33	512017	500014116	RESIDENTIAL MAINT	APR-2011
22,289	Other	PIC GROUP INC				33.33	512100	500014116	RESIDENTIAL MAINT	APR-2011
22,290	Other	PIC GROUP INC				33.33	512100	500014116	RESIDENTIAL MAINT	APR-2011
22,291	Other	PIC GROUP INC				33.33	511100	500014116	RESIDENTIAL MAINT	APR-2011
22,292	Other	PIC GROUP INC				33.33	512100	500014116	RESIDENTIAL MAINT	APR-2011
22,293	Other	PIC GROUP INC				2,266.78	512100	500014117	GHENT INSIDE MAINTENANCE	APR-2011
22,294	Other	PIC GROUP INC				1,070.81	512100	500014117	GHENT INSIDE MAINTENANCE	APR-2011
22,295	Other	PIC GROUP INC				834.00	512100	500014117	GHENT INSIDE MAINTENANCE	APR-2011

KENTUCKY UTILITIES COMPANY
Case No. 2012- 00221
Analysis of Professional Services Expenses For the Test Year

(A)	(B)	(C)	(D)	(E)	(F)	(G)	(H)	(I)		
Line No.	Type	Vendor	Rate Case	Audit	Other	Total	Account	Invoice	Description	Period
22,296	Other	PIC GROUP INC				808.54	512100	500014117	GHENT INSIDE MAINTENANCE	APR-2011
22,297	Other	PIC GROUP INC				666.60	512100	500014117	GHENT INSIDE MAINTENANCE	APR-2011
22,298	Other	PIC GROUP INC				666.60	511100	500014117	GHENT INSIDE MAINTENANCE	APR-2011
22,299	Other	PIC GROUP INC				661.78	512017	500014117	GHENT INSIDE MAINTENANCE	APR-2011
22,300	Other	PIC GROUP INC				639.35	512017	500014117	GHENT INSIDE MAINTENANCE	APR-2011
22,301	Other	PIC GROUP INC				639.35	512017	500014117	GHENT INSIDE MAINTENANCE	APR-2011
22,302	Other	PIC GROUP INC				472.70	512100	500014117	GHENT INSIDE MAINTENANCE	APR-2011
22,303	Other	PIC GROUP INC				466.62	512100	500014117	GHENT INSIDE MAINTENANCE	APR-2011
22,304	Other	PIC GROUP INC				433.29	512100	500014117	GHENT INSIDE MAINTENANCE	APR-2011
22,305	Other	PIC GROUP INC				417.00	512100	500014117	GHENT INSIDE MAINTENANCE	APR-2011
22,306	Other	PIC GROUP INC				417.00	512100	500014117	GHENT INSIDE MAINTENANCE	APR-2011
22,307	Other	PIC GROUP INC				399.96	512017	500014117	GHENT INSIDE MAINTENANCE	APR-2011
22,308	Other	PIC GROUP INC				286.64	512017	500014117	GHENT INSIDE MAINTENANCE	APR-2011
22,309	Other	PIC GROUP INC				166.65	512100	500014117	GHENT INSIDE MAINTENANCE	APR-2011
22,310	Other	PIC GROUP INC				166.65	512100	500014117	GHENT INSIDE MAINTENANCE	APR-2011
22,311	Other	PIC GROUP INC				166.65	512100	500014117	GHENT INSIDE MAINTENANCE	APR-2011
22,312	Other	PIC GROUP INC				133.32	512100	500014117	GHENT INSIDE MAINTENANCE	APR-2011
22,313	Other	PIC GROUP INC				133.32	512100	500014117	GHENT INSIDE MAINTENANCE	APR-2011
22,314	Other	PIC GROUP INC				133.32	512100	500014117	GHENT INSIDE MAINTENANCE	APR-2011
22,315	Other	PIC GROUP INC				94.54	512100	500014117	GHENT INSIDE MAINTENANCE	APR-2011
22,316	Other	PIC GROUP INC				73.51	512100	500014117	GHENT INSIDE MAINTENANCE	APR-2011
22,317	Other	PIC GROUP INC				66.66	512100	500014117	GHENT INSIDE MAINTENANCE	APR-2011
22,318	Other	PIC GROUP INC				66.66	512100	500014117	GHENT INSIDE MAINTENANCE	APR-2011
22,319	Other	PIC GROUP INC				66.66	512100	500014117	GHENT INSIDE MAINTENANCE	APR-2011
22,320	Other	PIC GROUP INC				47.27	511100	500014117	GHENT INSIDE MAINTENANCE	APR-2011
22,321	Other	PIC GROUP INC				47.27	512100	500014117	GHENT INSIDE MAINTENANCE	APR-2011
22,322	Other	PIC GROUP INC				47.27	512100	500014117	GHENT INSIDE MAINTENANCE	APR-2011
22,323	Other	PIC GROUP INC				47.27	512100	500014117	GHENT INSIDE MAINTENANCE	APR-2011
22,324	Other	PIC GROUP INC				47.27	512100	500014117	GHENT INSIDE MAINTENANCE	APR-2011
22,325	Other	PIC GROUP INC				47.27	513100	500014117	GHENT INSIDE MAINTENANCE	APR-2011
22,326	Other	PIC GROUP INC				47.27	513100	500014117	GHENT INSIDE MAINTENANCE	APR-2011
22,327	Other	PIC GROUP INC				47.27	513100	500014117	GHENT INSIDE MAINTENANCE	APR-2011
22,328	Other	PIC GROUP INC				23.64	511100	500014117	GHENT INSIDE MAINTENANCE	APR-2011
22,329	Other	PIC GROUP INC				23.64	511100	500014117	GHENT INSIDE MAINTENANCE	APR-2011
22,330	Other	PIC GROUP INC				23.64	511100	500014117	GHENT INSIDE MAINTENANCE	APR-2011
22,331	Other	PIC GROUP INC				23.64	512017	500014117	GHENT INSIDE MAINTENANCE	APR-2011
22,332	Other	PIC GROUP INC				23.64	512017	500014117	GHENT INSIDE MAINTENANCE	APR-2011
22,333	Other	PIC GROUP INC				23.64	512017	500014117	GHENT INSIDE MAINTENANCE	APR-2011
22,334	Other	PIC GROUP INC				23.64	512017	500014117	GHENT INSIDE MAINTENANCE	APR-2011
22,335	Other	PIC GROUP INC				23.64	513100	500014117	GHENT INSIDE MAINTENANCE	APR-2011
22,336	Other	PIC GROUP INC				23.64	513100	500014117	GHENT INSIDE MAINTENANCE	APR-2011
22,337	Other	PIC GROUP INC				23.64	513100	500014117	GHENT INSIDE MAINTENANCE	APR-2011
22,338	Other	PIC GROUP INC				23.64	513100	500014117	GHENT INSIDE MAINTENANCE	APR-2011
22,339	Other	PIC GROUP INC				23.64	512017	500014117	GHENT INSIDE MAINTENANCE	APR-2011
22,340	Other	PIC GROUP INC				23.64	512017	500014117	GHENT INSIDE MAINTENANCE	APR-2011
22,341	Other	PIC GROUP INC				686.62	512100	500014118	GHENT OUTSIDE MAINTENANCE	APR-2011
22,342	Other	PIC GROUP INC				681.91	512100	500014118	GHENT OUTSIDE MAINTENANCE	APR-2011
22,343	Other	PIC GROUP INC				649.94	512100	500014118	GHENT OUTSIDE MAINTENANCE	APR-2011
22,344	Other	PIC GROUP INC				583.28	512100	500014118	GHENT OUTSIDE MAINTENANCE	APR-2011
22,345	Other	PIC GROUP INC				549.95	514100	500014118	GHENT OUTSIDE MAINTENANCE	APR-2011
22,346	Other	PIC GROUP INC				449.96	512017	500014118	GHENT OUTSIDE MAINTENANCE	APR-2011
22,347	Other	PIC GROUP INC				329.37	512100	500014118	GHENT OUTSIDE MAINTENANCE	APR-2011
22,348	Other	PIC GROUP INC				326.83	512100	500014118	GHENT OUTSIDE MAINTENANCE	APR-2011
22,349	Other	PIC GROUP INC				316.64	512100	500014118	GHENT OUTSIDE MAINTENANCE	APR-2011
22,350	Other	PIC GROUP INC				305.37	512100	500014118	GHENT OUTSIDE MAINTENANCE	APR-2011
22,351	Other	PIC GROUP INC				305.37	512100	500014118	GHENT OUTSIDE MAINTENANCE	APR-2011
22,352	Other	PIC GROUP INC				288.38	512100	500014118	GHENT OUTSIDE MAINTENANCE	APR-2011
22,353	Other	PIC GROUP INC				283.31	511100	500014118	GHENT OUTSIDE MAINTENANCE	APR-2011
22,354	Other	PIC GROUP INC				236.35	512100	500014118	GHENT OUTSIDE MAINTENANCE	APR-2011
22,355	Other	PIC GROUP INC				233.31	512100	500014118	GHENT OUTSIDE MAINTENANCE	APR-2011

KENTUCKY UTILITIES COMPANY
Case No. 2012- 00221
Analysis of Professional Services Expenses For the Test Year

(A)	(B)	(C)	(D)	(E)	(F)	(G)	(H)	(I)		
Line No.	Type	Vendor	Rate Case	Audit	Other	Total	Account	Invoice	Description	Period
22,356	Other	PIC GROUP INC				189.08	512100	500014118	GHENT OUTSIDE MAINTENANCE	APR-2011
22,357	Other	PIC GROUP INC				189.08	512100	500014118	GHENT OUTSIDE MAINTENANCE	APR-2011
22,358	Other	PIC GROUP INC				166.65	512100	500014118	GHENT OUTSIDE MAINTENANCE	APR-2011
22,359	Other	PIC GROUP INC				149.99	514100	500014118	GHENT OUTSIDE MAINTENANCE	APR-2011
22,360	Other	PIC GROUP INC				149.06	512100	500014118	GHENT OUTSIDE MAINTENANCE	APR-2011
22,361	Other	PIC GROUP INC				134.58	512100	500014118	GHENT OUTSIDE MAINTENANCE	APR-2011
22,362	Other	PIC GROUP INC				134.58	512100	500014118	GHENT OUTSIDE MAINTENANCE	APR-2011
22,363	Other	PIC GROUP INC				134.58	512100	500014118	GHENT OUTSIDE MAINTENANCE	APR-2011
22,364	Other	PIC GROUP INC				133.32	512100	500014118	GHENT OUTSIDE MAINTENANCE	APR-2011
22,365	Other	PIC GROUP INC				133.32	512100	500014118	GHENT OUTSIDE MAINTENANCE	APR-2011
22,366	Other	PIC GROUP INC				133.32	512100	500014118	GHENT OUTSIDE MAINTENANCE	APR-2011
22,367	Other	PIC GROUP INC				133.24	512005	500014118	GHENT OUTSIDE MAINTENANCE	APR-2011
22,368	Other	PIC GROUP INC				99.99	512100	500014118	GHENT OUTSIDE MAINTENANCE	APR-2011
22,369	Other	PIC GROUP INC				76.90	512100	500014118	GHENT OUTSIDE MAINTENANCE	APR-2011
22,370	Other	PIC GROUP INC				76.90	512100	500014118	GHENT OUTSIDE MAINTENANCE	APR-2011
22,371	Other	PIC GROUP INC				66.66	512100	500014118	GHENT OUTSIDE MAINTENANCE	APR-2011
22,372	Other	PIC GROUP INC				66.66	512100	500014118	GHENT OUTSIDE MAINTENANCE	APR-2011
22,373	Other	PIC GROUP INC				66.66	512100	500014118	GHENT OUTSIDE MAINTENANCE	APR-2011
22,374	Other	PIC GROUP INC				50.00	512017	500014118	GHENT OUTSIDE MAINTENANCE	APR-2011
22,375	Other	PIC GROUP INC				50.00	512100	500014118	GHENT OUTSIDE MAINTENANCE	APR-2011
22,376	Other	PIC GROUP INC				50.00	512100	500014118	GHENT OUTSIDE MAINTENANCE	APR-2011
22,377	Other	PIC GROUP INC				50.00	512100	500014118	GHENT OUTSIDE MAINTENANCE	APR-2011
22,378	Other	PIC GROUP INC				33.33	512100	500014118	GHENT OUTSIDE MAINTENANCE	APR-2011
22,379	Other	PIC GROUP INC				33.33	512100	500014118	GHENT OUTSIDE MAINTENANCE	APR-2011
22,380	Other	PIC GROUP INC				33.33	512100	500014118	GHENT OUTSIDE MAINTENANCE	APR-2011
22,381	Other	PIC GROUP INC				33.33	514100	500014118	GHENT OUTSIDE MAINTENANCE	APR-2011
22,382	Other	PIC GROUP INC				16.67	512100	500014118	GHENT OUTSIDE MAINTENANCE	APR-2011
22,383	Other	PIC GROUP INC				4,400.08	512100	500014119	PAYMENT OF INVOICE #500014119--GHENT MILLWRIGHT CREW (BASE)	APR-2011
22,384	Other	PIC GROUP INC				4,396.79	512100	500014119	PAYMENT OF INVOICE #500014119--GHENT MILLWRIGHT CREW (BASE)	APR-2011
22,385	Other	PIC GROUP INC				2,489.12	513100	500014119	PAYMENT OF INVOICE #500014119--GHENT MILLWRIGHT CREW (BASE)	APR-2011
22,386	Other	PIC GROUP INC				2,421.80	512100	500014119	PAYMENT OF INVOICE #500014119--GHENT MILLWRIGHT CREW (BASE)	APR-2011
22,387	Other	PIC GROUP INC				1,922.70	512100	500014119	PAYMENT OF INVOICE #500014119--GHENT MILLWRIGHT CREW (BASE)	APR-2011
22,388	Other	PIC GROUP INC				848.79	512100	500014119	PAYMENT OF INVOICE #500014119--GHENT MILLWRIGHT CREW (BASE)	APR-2011
22,389	Other	PIC GROUP INC				756.32	512100	500014119	PAYMENT OF INVOICE #500014119--GHENT MILLWRIGHT CREW (BASE)	APR-2011
22,390	Other	PIC GROUP INC				602.78	512100	500014119	PAYMENT OF INVOICE #500014119--GHENT MILLWRIGHT CREW (BASE)	APR-2011
22,391	Other	PIC GROUP INC				488.96	512100	500014119	PAYMENT OF INVOICE #500014119--GHENT MILLWRIGHT CREW (BASE)	APR-2011
22,392	Other	PIC GROUP INC				306.82	512100	500014119	PAYMENT OF INVOICE #500014119--GHENT MILLWRIGHT CREW (BASE)	APR-2011
22,393	Other	PIC GROUP INC				160.72	512100	500014119	PAYMENT OF INVOICE #500014119--GHENT MILLWRIGHT CREW (BASE)	APR-2011
22,394	Other	PIC GROUP INC				889.87	513100	500014123	MAINT	APR-2011
22,395	Other	PIC GROUP INC				675.00	512100	500014123	MAINT	APR-2011
22,396	Other	PIC GROUP INC				270.83	513100	500014123	MAINT	APR-2011
22,397	Other	PIC GROUP INC				232.14	512005	500014123	MAINT	APR-2011
22,398	Other	PIC GROUP INC				232.14	512017	500014123	MAINT	APR-2011
22,399	Other	PIC GROUP INC				154.76	512005	500014123	MAINT	APR-2011
22,400	Other	PIC GROUP INC				154.76	512017	500014123	MAINT	APR-2011
22,401	Other	PIC GROUP INC				154.76	512100	500014123	MAINT	APR-2011
22,402	Other	PIC GROUP INC				154.76	512100	500014123	MAINT	APR-2011
22,403	Other	PIC GROUP INC				116.07	512017	500014123	MAINT	APR-2011
22,404	Other	PIC GROUP INC				77.38	512005	500014123	MAINT	APR-2011
22,405	Other	PIC GROUP INC				77.38	512100	500014123	MAINT	APR-2011
22,406	Other	PIC GROUP INC				77.38	511100	500014123	MAINT	APR-2011
22,407	Other	PIC GROUP INC				38.69	512005	500014123	MAINT	APR-2011
22,408	Other	PIC GROUP INC				38.69	512017	500014123	MAINT	APR-2011
22,409	Other	PIC GROUP INC				38.69	512100	500014123	MAINT	APR-2011
22,410	Other	PIC GROUP INC				38.69	512100	500014123	MAINT	APR-2011
22,411	Other	PIC GROUP INC				38.69	512100	500014123	MAINT	APR-2011
22,412	Other	PIC GROUP INC				4,684.82	512100	500014124	PAYMENT OF INVOICE #500014124--GHENT MILLWRIGHTS (AUX CREW)	APR-2011
22,413	Other	PIC GROUP INC				2,029.62	512100	500014124	PAYMENT OF INVOICE #500014124--GHENT MILLWRIGHTS (AUX CREW)	APR-2011
22,414	Other	PIC GROUP INC				1,548.40	512005	500014124	PAYMENT OF INVOICE #500014124--GHENT MILLWRIGHTS (AUX CREW)	APR-2011
22,415	Other	PIC GROUP INC				1,288.50	512005	500014124	PAYMENT OF INVOICE #500014124--GHENT MILLWRIGHTS (AUX CREW)	APR-2011

KENTUCKY UTILITIES COMPANY
Case No. 2012- 00221
Analysis of Professional Services Expenses For the Test Year

(A)	(B)	(C)	(D)	(E)	(F)	(G)	(H)	(I)		
Line No.	Type	Vendor	Rate Case	Audit	Other	Total	Account	Invoice	Description	Period
22,416	Other	PIC GROUP INC				1,277.15	512100	500014124	PAYMENT OF INVOICE #500014124--GHENT MILLWRIGHTS (AUX CREW)	APR-2011
22,417	Other	PIC GROUP INC				919.90	512005	500014124	PAYMENT OF INVOICE #500014124--GHENT MILLWRIGHTS (AUX CREW)	APR-2011
22,418	Other	PIC GROUP INC				916.55	511100	500014124	PAYMENT OF INVOICE #500014124--GHENT MILLWRIGHTS (AUX CREW)	APR-2011
22,419	Other	PIC GROUP INC				895.50	512005	500014124	PAYMENT OF INVOICE #500014124--GHENT MILLWRIGHTS (AUX CREW)	APR-2011
22,420	Other	PIC GROUP INC				885.30	512100	500014124	PAYMENT OF INVOICE #500014124--GHENT MILLWRIGHTS (AUX CREW)	APR-2011
22,421	Other	PIC GROUP INC				788.55	512100	500014124	PAYMENT OF INVOICE #500014124--GHENT MILLWRIGHTS (AUX CREW)	APR-2011
22,422	Other	PIC GROUP INC				747.20	512100	500014124	PAYMENT OF INVOICE #500014124--GHENT MILLWRIGHTS (AUX CREW)	APR-2011
22,423	Other	PIC GROUP INC				516.70	512005	500014124	PAYMENT OF INVOICE #500014124--GHENT MILLWRIGHTS (AUX CREW)	APR-2011
22,424	Other	PIC GROUP INC				512.60	512005	500014124	PAYMENT OF INVOICE #500014124--GHENT MILLWRIGHTS (AUX CREW)	APR-2011
22,425	Other	PIC GROUP INC				512.60	512005	500014124	PAYMENT OF INVOICE #500014124--GHENT MILLWRIGHTS (AUX CREW)	APR-2011
22,426	Other	PIC GROUP INC				500.70	512017	500014124	PAYMENT OF INVOICE #500014124--GHENT MILLWRIGHTS (AUX CREW) FOR THE PERIOD 3/20 THRU 3/26/11	APR-2011
22,427	Other	PIC GROUP INC				384.60	512005	500014124	PAYMENT OF INVOICE #500014124--GHENT MILLWRIGHTS (AUX CREW)	APR-2011
22,428	Other	PIC GROUP INC				345.90	512100	500014124	PAYMENT OF INVOICE #500014124--GHENT MILLWRIGHTS (AUX CREW)	APR-2011
22,429	Other	PIC GROUP INC				293.80	512005	500014124	PAYMENT OF INVOICE #500014124--GHENT MILLWRIGHTS (AUX CREW)	APR-2011
22,430	Other	PIC GROUP INC				229.36	512100	500014124	PAYMENT OF INVOICE #500014124--GHENT MILLWRIGHTS (AUX CREW)	APR-2011
22,431	Other	PIC GROUP INC				229.36	512100	500014124	PAYMENT OF INVOICE #500014124--GHENT MILLWRIGHTS (AUX CREW)	APR-2011
22,432	Other	PIC GROUP INC				210.45	512100	500014124	PAYMENT OF INVOICE #500014124--GHENT MILLWRIGHTS (AUX CREW)	APR-2011
22,433	Other	PIC GROUP INC				164.10	512005	500014124	PAYMENT OF INVOICE #500014124--GHENT MILLWRIGHTS (AUX CREW)	APR-2011
22,434	Other	PIC GROUP INC				135.45	512100	500014124	PAYMENT OF INVOICE #500014124--GHENT MILLWRIGHTS (AUX CREW)	APR-2011
22,435	Other	PIC GROUP INC				77.40	512100	500014124	PAYMENT OF INVOICE #500014124--GHENT MILLWRIGHTS (AUX CREW)	APR-2011
22,436	Other	PIC GROUP INC				77.40	512100	500014124	PAYMENT OF INVOICE #500014124--GHENT MILLWRIGHTS (AUX CREW)	APR-2011
22,437	Other	PIC GROUP INC				1,356.47	512100	500014281	RESIDENTIAL MAINT	APR-2011
22,438	Other	PIC GROUP INC				839.86	512100	500014281	RESIDENTIAL MAINT	APR-2011
22,439	Other	PIC GROUP INC				643.30	511100	500014281	RESIDENTIAL MAINT	APR-2011
22,440	Other	PIC GROUP INC				361.62	512017	500014281	RESIDENTIAL MAINT	APR-2011
22,441	Other	PIC GROUP INC				330.89	512005	500014281	RESIDENTIAL MAINT	APR-2011
22,442	Other	PIC GROUP INC				281.68	513100	500014281	RESIDENTIAL MAINT	APR-2011
22,443	Other	PIC GROUP INC				281.68	512005	500014281	RESIDENTIAL MAINT	APR-2011
22,444	Other	PIC GROUP INC				246.47	513100	500014281	RESIDENTIAL MAINT	APR-2011
22,445	Other	PIC GROUP INC				241.08	513100	500014281	RESIDENTIAL MAINT	APR-2011
22,446	Other	PIC GROUP INC				200.90	512017	500014281	RESIDENTIAL MAINT	APR-2011
22,447	Other	PIC GROUP INC				199.98	512100	500014281	RESIDENTIAL MAINT	APR-2011
22,448	Other	PIC GROUP INC				166.65	554100	500014281	RESIDENTIAL MAINT	APR-2011
22,449	Other	PIC GROUP INC				160.72	512100	500014281	RESIDENTIAL MAINT	APR-2011
22,450	Other	PIC GROUP INC				140.84	513100	500014281	RESIDENTIAL MAINT	APR-2011
22,451	Other	PIC GROUP INC				133.32	512017	500014281	RESIDENTIAL MAINT	APR-2011
22,452	Other	PIC GROUP INC				120.54	512017	500014281	RESIDENTIAL MAINT	APR-2011
22,453	Other	PIC GROUP INC				108.72	511100	500014281	RESIDENTIAL MAINT	APR-2011
22,454	Other	PIC GROUP INC				99.99	511100	500014281	RESIDENTIAL MAINT	APR-2011
22,455	Other	PIC GROUP INC				80.36	513100	500014281	RESIDENTIAL MAINT	APR-2011
22,456	Other	PIC GROUP INC				66.66	512017	500014281	RESIDENTIAL MAINT	APR-2011
22,457	Other	PIC GROUP INC				66.66	512017	500014281	RESIDENTIAL MAINT	APR-2011
22,458	Other	PIC GROUP INC				66.66	512100	500014281	RESIDENTIAL MAINT	APR-2011
22,459	Other	PIC GROUP INC				66.66	512100	500014281	RESIDENTIAL MAINT	APR-2011
22,460	Other	PIC GROUP INC				66.66	513100	500014281	RESIDENTIAL MAINT	APR-2011
22,461	Other	PIC GROUP INC				40.18	513100	500014281	RESIDENTIAL MAINT	APR-2011
22,462	Other	PIC GROUP INC				33.33	512100	500014281	RESIDENTIAL MAINT	APR-2011
22,463	Other	PIC GROUP INC				33.33	512100	500014281	RESIDENTIAL MAINT	APR-2011
22,464	Other	PIC GROUP INC				33.33	513100	500014281	RESIDENTIAL MAINT	APR-2011
22,465	Other	PIC GROUP INC				4,872.66	512100	500014282	GHENT INSIDE MAINTENANCE	APR-2011
22,466	Other	PIC GROUP INC				2,039.84	512100	500014282	GHENT INSIDE MAINTENANCE	APR-2011
22,467	Other	PIC GROUP INC				1,445.04	511100	500014282	GHENT INSIDE MAINTENANCE	APR-2011
22,468	Other	PIC GROUP INC				833.25	512100	500014282	GHENT INSIDE MAINTENANCE	APR-2011
22,469	Other	PIC GROUP INC				555.71	512100	500014282	GHENT INSIDE MAINTENANCE	APR-2011
22,470	Other	PIC GROUP INC				416.63	512100	500014282	GHENT INSIDE MAINTENANCE	APR-2011
22,471	Other	PIC GROUP INC				399.96	512017	500014282	GHENT INSIDE MAINTENANCE	APR-2011
22,472	Other	PIC GROUP INC				378.16	512100	500014282	GHENT INSIDE MAINTENANCE	APR-2011
22,473	Other	PIC GROUP INC				266.64	512100	500014282	GHENT INSIDE MAINTENANCE	APR-2011
22,474	Other	PIC GROUP INC				236.35	512100	500014282	GHENT INSIDE MAINTENANCE	APR-2011

KENTUCKY UTILITIES COMPANY
Case No. 2012- 00221
Analysis of Professional Services Expenses For the Test Year

(A)	(B)	(C)	(D)	(E)	(F)	(G)	(H)	(I)		
Line No.	Type	Vendor	Rate Case	Audit	Other	Total	Account	Invoice	Description	Period
22,475	Other	PIC GROUP INC				199.98	512100	500014282	GHENT INSIDE MAINTENANCE	APR-2011
22,476	Other	PIC GROUP INC				161.10	512017	500014282	GHENT INSIDE MAINTENANCE	APR-2011
22,477	Other	PIC GROUP INC				133.32	512017	500014282	GHENT INSIDE MAINTENANCE	APR-2011
22,478	Other	PIC GROUP INC				133.31	513100	500014282	GHENT INSIDE MAINTENANCE	APR-2011
22,479	Other	PIC GROUP INC				99.99	512017	500014282	GHENT INSIDE MAINTENANCE	APR-2011
22,480	Other	PIC GROUP INC				70.91	512017	500014282	GHENT INSIDE MAINTENANCE	APR-2011
22,481	Other	PIC GROUP INC				66.66	512017	500014282	GHENT INSIDE MAINTENANCE	APR-2011
22,482	Other	PIC GROUP INC				47.27	511100	500014282	GHENT INSIDE MAINTENANCE	APR-2011
22,483	Other	PIC GROUP INC				47.27	512011	500014282	GHENT INSIDE MAINTENANCE	APR-2011
22,484	Other	PIC GROUP INC				47.27	512017	500014282	GHENT INSIDE MAINTENANCE	APR-2011
22,485	Other	PIC GROUP INC				47.27	512100	500014282	GHENT INSIDE MAINTENANCE	APR-2011
22,486	Other	PIC GROUP INC				33.33	512017	500014282	GHENT INSIDE MAINTENANCE	APR-2011
22,487	Other	PIC GROUP INC				33.33	512017	500014282	GHENT INSIDE MAINTENANCE	APR-2011
22,488	Other	PIC GROUP INC				33.33	512100	500014282	GHENT INSIDE MAINTENANCE	APR-2011
22,489	Other	PIC GROUP INC				33.33	512100	500014282	GHENT INSIDE MAINTENANCE	APR-2011
22,490	Other	PIC GROUP INC				33.33	512100	500014282	GHENT INSIDE MAINTENANCE	APR-2011
22,491	Other	PIC GROUP INC				33.33	512100	500014282	GHENT INSIDE MAINTENANCE	APR-2011
22,492	Other	PIC GROUP INC				33.33	512100	500014282	GHENT INSIDE MAINTENANCE	APR-2011
22,493	Other	PIC GROUP INC				33.33	512100	500014282	GHENT INSIDE MAINTENANCE	APR-2011
22,494	Other	PIC GROUP INC				33.33	512100	500014282	GHENT INSIDE MAINTENANCE	APR-2011
22,495	Other	PIC GROUP INC				33.33	512100	500014282	GHENT INSIDE MAINTENANCE	APR-2011
22,496	Other	PIC GROUP INC				33.33	512100	500014282	GHENT INSIDE MAINTENANCE	APR-2011
22,497	Other	PIC GROUP INC				23.64	512017	500014282	GHENT INSIDE MAINTENANCE	APR-2011
22,498	Other	PIC GROUP INC				23.64	512017	500014282	GHENT INSIDE MAINTENANCE	APR-2011
22,499	Other	PIC GROUP INC				23.64	512100	500014282	GHENT INSIDE MAINTENANCE	APR-2011
22,500	Other	PIC GROUP INC				23.64	512100	500014282	GHENT INSIDE MAINTENANCE	APR-2011
22,501	Other	PIC GROUP INC				23.64	512100	500014282	GHENT INSIDE MAINTENANCE	APR-2011
22,502	Other	PIC GROUP INC				23.64	512100	500014282	GHENT INSIDE MAINTENANCE	APR-2011
22,503	Other	PIC GROUP INC				23.64	512100	500014282	GHENT INSIDE MAINTENANCE	APR-2011
22,504	Other	PIC GROUP INC				23.64	512100	500014282	GHENT INSIDE MAINTENANCE	APR-2011
22,505	Other	PIC GROUP INC				23.64	512100	500014282	GHENT INSIDE MAINTENANCE	APR-2011
22,506	Other	PIC GROUP INC				23.64	513100	500014282	GHENT INSIDE MAINTENANCE	APR-2011
22,507	Other	PIC GROUP INC				23.64	513100	500014282	GHENT INSIDE MAINTENANCE	APR-2011
22,508	Other	PIC GROUP INC				23.64	513100	500014282	GHENT INSIDE MAINTENANCE	APR-2011
22,509	Other	PIC GROUP INC				23.64	513100	500014282	GHENT INSIDE MAINTENANCE	APR-2011
22,510	Other	PIC GROUP INC				23.64	511100	500014282	GHENT INSIDE MAINTENANCE	APR-2011
22,511	Other	PIC GROUP INC				23.64	511100	500014282	GHENT INSIDE MAINTENANCE	APR-2011
22,512	Other	PIC GROUP INC				16.67	512100	500014282	GHENT INSIDE MAINTENANCE	APR-2011
22,513	Other	PIC GROUP INC				16.67	512100	500014282	GHENT INSIDE MAINTENANCE	APR-2011
22,514	Other	PIC GROUP INC				16.67	513100	500014282	GHENT INSIDE MAINTENANCE	APR-2011
22,515	Other	PIC GROUP INC				16.67	513100	500014282	GHENT INSIDE MAINTENANCE	APR-2011
22,516	Other	PIC GROUP INC				979.32	512100	500014283	GHENT OUTSIDE MAINTENANCE	APR-2011
22,517	Other	PIC GROUP INC				878.63	512100	500014283	GHENT OUTSIDE MAINTENANCE	APR-2011
22,518	Other	PIC GROUP INC				633.27	512100	500014283	GHENT OUTSIDE MAINTENANCE	APR-2011
22,519	Other	PIC GROUP INC				633.27	512100	500014283	GHENT OUTSIDE MAINTENANCE	APR-2011
22,520	Other	PIC GROUP INC				633.27	512100	500014283	GHENT OUTSIDE MAINTENANCE	APR-2011
22,521	Other	PIC GROUP INC				625.26	512100	500014283	GHENT OUTSIDE MAINTENANCE	APR-2011
22,522	Other	PIC GROUP INC				600.26	512100	500014283	GHENT OUTSIDE MAINTENANCE	APR-2011
22,523	Other	PIC GROUP INC				565.26	512100	500014283	GHENT OUTSIDE MAINTENANCE	APR-2011
22,524	Other	PIC GROUP INC				558.75	512100	500014283	GHENT OUTSIDE MAINTENANCE	APR-2011
22,525	Other	PIC GROUP INC				378.13	513100	500014283	GHENT OUTSIDE MAINTENANCE	APR-2011
22,526	Other	PIC GROUP INC				346.05	511100	500014283	GHENT OUTSIDE MAINTENANCE	APR-2011
22,527	Other	PIC GROUP INC				316.64	512100	500014283	GHENT OUTSIDE MAINTENANCE	APR-2011
22,528	Other	PIC GROUP INC				316.64	512100	500014283	GHENT OUTSIDE MAINTENANCE	APR-2011
22,529	Other	PIC GROUP INC				316.64	512100	500014283	GHENT OUTSIDE MAINTENANCE	APR-2011
22,530	Other	PIC GROUP INC				301.49	512100	500014283	GHENT OUTSIDE MAINTENANCE	APR-2011
22,531	Other	PIC GROUP INC				282.10	512100	500014283	GHENT OUTSIDE MAINTENANCE	APR-2011
22,532	Other	PIC GROUP INC				241.80	512100	500014283	GHENT OUTSIDE MAINTENANCE	APR-2011
22,533	Other	PIC GROUP INC				241.80	512100	500014283	GHENT OUTSIDE MAINTENANCE	APR-2011
22,534	Other	PIC GROUP INC				199.98	512100	500014283	GHENT OUTSIDE MAINTENANCE	APR-2011

KENTUCKY UTILITIES COMPANY
Case No. 2012- 00221
Analysis of Professional Services Expenses For the Test Year

(A)	(B)	(C)	(D)	(E)	(F)	(G)	(H)	(I)		
Line No.	Type	Vendor	Rate Case	Audit	Other	Total	Account	Invoice	Description	Period
22,535	Other	PIC GROUP INC				166.65	512100	500014283	GHENT OUTSIDE MAINTENANCE	APR-2011
22,536	Other	PIC GROUP INC				149.99	512100	500014283	GHENT OUTSIDE MAINTENANCE	APR-2011
22,537	Other	PIC GROUP INC				83.33	514100	500014283	GHENT OUTSIDE MAINTENANCE	APR-2011
22,538	Other	PIC GROUP INC				66.66	512100	500014283	GHENT OUTSIDE MAINTENANCE	APR-2011
22,539	Other	PIC GROUP INC				33.33	512100	500014283	GHENT OUTSIDE MAINTENANCE	APR-2011
22,540	Other	PIC GROUP INC				6,437.36	512100	500014284	PAYMENT OF INVOICE #500014284--GHENT MILLWRIGHTS BASE CREW	APR-2011
22,541	Other	PIC GROUP INC				4,102.72	512100	500014284	PAYMENT OF INVOICE #500014284--GHENT MILLWRIGHTS BASE CREW	APR-2011
22,542	Other	PIC GROUP INC				2,747.63	512100	500014284	PAYMENT OF INVOICE #500014284--GHENT MILLWRIGHTS BASE CREW	APR-2011
22,543	Other	PIC GROUP INC				1,493.18	512100	500014284	PAYMENT OF INVOICE #500014284--GHENT MILLWRIGHTS BASE CREW	APR-2011
22,544	Other	PIC GROUP INC				1,058.64	512100	500014284	PAYMENT OF INVOICE #500014284--GHENT MILLWRIGHTS BASE CREW	APR-2011
22,545	Other	PIC GROUP INC				427.36	512100	500014284	PAYMENT OF INVOICE #500014284--GHENT MILLWRIGHTS BASE CREW	APR-2011
22,546	Other	PIC GROUP INC				407.16	512100	500014284	PAYMENT OF INVOICE #500014284--GHENT MILLWRIGHTS BASE CREW	APR-2011
22,547	Other	PIC GROUP INC				399.96	512100	500014284	PAYMENT OF INVOICE #500014284--GHENT MILLWRIGHTS BASE CREW	APR-2011
22,548	Other	PIC GROUP INC				389.84	512100	500014284	PAYMENT OF INVOICE #500014284--GHENT MILLWRIGHTS BASE CREW	APR-2011
22,549	Other	PIC GROUP INC				321.44	512100	500014284	PAYMENT OF INVOICE #500014284--GHENT MILLWRIGHTS BASE CREW	APR-2011
22,550	Other	PIC GROUP INC				266.64	512100	500014284	PAYMENT OF INVOICE #500014284--GHENT MILLWRIGHTS BASE CREW	APR-2011
22,551	Other	PIC GROUP INC				203.58	512100	500014284	PAYMENT OF INVOICE #500014284--GHENT MILLWRIGHTS BASE CREW	APR-2011
22,552	Other	PIC GROUP INC				133.32	512100	500014284	PAYMENT OF INVOICE #500014284--GHENT MILLWRIGHTS BASE CREW	APR-2011
22,553	Other	PIC GROUP INC				900.00	511100	500014288	MAINTENANCE	APR-2011
22,554	Other	PIC GROUP INC				765.80	512100	500014288	MAINTENANCE	APR-2011
22,555	Other	PIC GROUP INC				695.09	512100	500014288	MAINTENANCE	APR-2011
22,556	Other	PIC GROUP INC				619.04	511100	500014288	MAINTENANCE	APR-2011
22,557	Other	PIC GROUP INC				541.66	512100	500014288	MAINTENANCE	APR-2011
22,558	Other	PIC GROUP INC				309.52	513100	500014288	MAINTENANCE	APR-2011
22,559	Other	PIC GROUP INC				309.52	512005	500014288	MAINTENANCE	APR-2011
22,560	Other	PIC GROUP INC				309.52	512005	500014288	MAINTENANCE	APR-2011
22,561	Other	PIC GROUP INC				309.52	512005	500014288	MAINTENANCE	APR-2011
22,562	Other	PIC GROUP INC				154.76	512017	500014288	MAINTENANCE	APR-2011
22,563	Other	PIC GROUP INC				116.07	511100	500014288	MAINTENANCE	APR-2011
22,564	Other	PIC GROUP INC				116.07	511100	500014288	MAINTENANCE	APR-2011
22,565	Other	PIC GROUP INC				116.07	512017	500014288	MAINTENANCE	APR-2011
22,566	Other	PIC GROUP INC				77.38	511100	500014288	MAINTENANCE	APR-2011
22,567	Other	PIC GROUP INC				38.69	512100	500014288	MAINTENANCE	APR-2011
22,568	Other	PIC GROUP INC				4,584.45	512100	500014289	PAYMENT OF INVOICE #500014289--GHENT MILLWRIGHTS AUX/EMERGENCY WORK	APR-2011
22,569	Other	PIC GROUP INC				2,652.56	512100	500014289	PAYMENT OF INVOICE #500014289--GHENT MILLWRIGHTS AUX/EMERGENCY WORK	APR-2011
22,570	Other	PIC GROUP INC				2,018.40	512005	500014289	PAYMENT OF INVOICE #500014289--GHENT MILLWRIGHTS AUX/EMERGENCY WORK	APR-2011
22,571	Other	PIC GROUP INC				1,857.60	512100	500014289	PAYMENT OF INVOICE #500014289--GHENT MILLWRIGHTS AUX/EMERGENCY WORK	APR-2011
22,572	Other	PIC GROUP INC				1,760.33	512100	500014289	PAYMENT OF INVOICE #500014289--GHENT MILLWRIGHTS AUX/EMERGENCY WORK	APR-2011
22,573	Other	PIC GROUP INC				1,149.60	512100	500014289	PAYMENT OF INVOICE #500014289--GHENT MILLWRIGHTS AUX/EMERGENCY WORK	APR-2011
22,574	Other	PIC GROUP INC				619.20	512100	500014289	PAYMENT OF INVOICE #500014289--GHENT MILLWRIGHTS AUX/EMERGENCY WORK	APR-2011
22,575	Other	PIC GROUP INC				614.40	512005	500014289	PAYMENT OF INVOICE #500014289--GHENT MILLWRIGHTS AUX/EMERGENCY WORK	APR-2011
22,576	Other	PIC GROUP INC				500.69	512005	500014289	PAYMENT OF INVOICE #500014289--GHENT MILLWRIGHTS AUX/EMERGENCY WORK	APR-2011
22,577	Other	PIC GROUP INC				462.00	512005	500014289	PAYMENT OF INVOICE #500014289--GHENT MILLWRIGHTS AUX/EMERGENCY WORK	APR-2011
22,578	Other	PIC GROUP INC				437.60	513100	500014289	PAYMENT OF INVOICE #500014289--GHENT MILLWRIGHTS AUX/EMERGENCY WORK	APR-2011
22,579	Other	PIC GROUP INC				424.28	512100	500014289	PAYMENT OF INVOICE #500014289--GHENT MILLWRIGHTS AUX/EMERGENCY WORK	APR-2011
22,580	Other	PIC GROUP INC				403.20	512017	500014289	PAYMENT OF INVOICE #500014289--GHENT MILLWRIGHTS AUX/EMERGENCY WORK	APR-2011

KENTUCKY UTILITIES COMPANY
Case No. 2012- 00221
Analysis of Professional Services Expenses For the Test Year

(A)	(B)	(C)	(D)	(E)	(F)	(G)	(H)	(I)		
Line No.	Type	Vendor	Rate Case	Audit	Other	Total	Account	Invoice	Description	Period
22,581	Other	PIC GROUP INC				384.60	512005	500014289	PAYMENT OF INVOICE #500014289--GHENT MILLWRIGHTS AUX/EMERGENCY WORK	APR-2011
22,582	Other	PIC GROUP INC				384.60	512005	500014289	PAYMENT OF INVOICE #500014289--GHENT MILLWRIGHTS AUX/EMERGENCY WORK	APR-2011
22,583	Other	PIC GROUP INC				309.60	512100	500014289	PAYMENT OF INVOICE #500014289--GHENT MILLWRIGHTS AUX/EMERGENCY WORK	APR-2011
22,584	Other	PIC GROUP INC				309.60	512017	500014289	PAYMENT OF INVOICE #500014289--GHENT MILLWRIGHTS AUX/EMERGENCY WORK	APR-2011
22,585	Other	PIC GROUP INC				307.20	512017	500014289	PAYMENT OF INVOICE #500014289--GHENT MILLWRIGHTS AUX/EMERGENCY WORK	APR-2011
22,586	Other	PIC GROUP INC				293.80	512005	500014289	PAYMENT OF INVOICE #500014289--GHENT MILLWRIGHTS AUX/EMERGENCY WORK	APR-2011
22,587	Other	PIC GROUP INC				218.80	512017	500014289	PAYMENT OF INVOICE #500014289--GHENT MILLWRIGHTS AUX/EMERGENCY WORK FOR THE PERIOD	APR-2011
22,588	Other	PIC GROUP INC				152.40	512101	500014289	PAYMENT OF INVOICE #500014289--GHENT MILLWRIGHTS AUX/EMERGENCY WORK	APR-2011
22,589	Other	PIC GROUP INC				109.40	512005	500014289	PAYMENT OF INVOICE #500014289--GHENT MILLWRIGHTS AUX/EMERGENCY WORK	APR-2011
22,590	Other	PIC GROUP INC				109.40	512005	500014289	PAYMENT OF INVOICE #500014289--GHENT MILLWRIGHTS AUX/EMERGENCY WORK	APR-2011
22,591	Other	PIC GROUP INC				109.40	512005	500014289	PAYMENT OF INVOICE #500014289--GHENT MILLWRIGHTS AUX/EMERGENCY WORK	APR-2011
22,592	Other	PIC GROUP INC				96.75	512101	500014289	PAYMENT OF INVOICE #500014289--GHENT MILLWRIGHTS AUX/EMERGENCY WORK	APR-2011
22,593	Other	PIC GROUP INC				96.75	512101	500014289	PAYMENT OF INVOICE #500014289--GHENT MILLWRIGHTS AUX/EMERGENCY WORK	APR-2011
22,594	Other	PIC GROUP INC				77.40	512005	500014289	PAYMENT OF INVOICE #500014289--GHENT MILLWRIGHTS AUX/EMERGENCY WORK	APR-2011
22,595	Other	PIC GROUP INC				77.40	512005	500014289	PAYMENT OF INVOICE #500014289--GHENT MILLWRIGHTS AUX/EMERGENCY WORK	APR-2011
22,596	Other	PIC GROUP INC				77.40	512101	500014289	PAYMENT OF INVOICE #500014289--GHENT MILLWRIGHTS AUX/EMERGENCY WORK	APR-2011
22,597	Other	PIC GROUP INC				77.40	512005	500014289	PAYMENT OF INVOICE #500014289--GHENT MILLWRIGHTS AUX/EMERGENCY WORK	APR-2011
22,598	Other	PIC GROUP INC				2,369.37	512100	500014307	Boiler Inspection Support In Accordance with Master Agreement # 497246	APR-2011
22,599	Other	PIC GROUP INC				2,028.69	512100	500014308	Labor for Boiler Inspection Support	APR-2011
22,600	Other	PIC GROUP INC				5,114.87	512100	500014309	T/M ALLOWANCE FOR SUPPLEMENTAL LABOR ON UNIT 1 AND UNIT 3 PULVERIZER WORK	APR-2011
22,601	Other	PIC GROUP INC				17,248.68	512100	500014334	Milestone 2 - Outage work completion monthly progress billing	APR-2011
22,602	Other	PIC GROUP INC				687.32	512100	500014334	Milestone 2 - Outage work completion monthly progress billing	APR-2011
22,603	Other	PIC GROUP INC				34,497.36	512100	500014335	Milestone 2 - Outage work completion monthly progress billing	APR-2011
22,604	Other	PIC GROUP INC				1,374.64	512100	500014335	Milestone 2 - Outage work completion monthly progress billing	APR-2011
22,605	Other	PIC GROUP INC				883.96	512100	500014405	RESIDENTIAL MAINTENANCE 04/04 - 04/09/11	APR-2011
22,606	Other	PIC GROUP INC				709.05	512100	500014405	RESIDENTIAL MAINTENANCE 04/04 - 04/09/11	APR-2011
22,607	Other	PIC GROUP INC				533.20	512100	500014405	RESIDENTIAL MAINTENANCE 04/04 - 04/09/11	APR-2011
22,608	Other	PIC GROUP INC				522.38	512100	500014405	RESIDENTIAL MAINTENANCE 04/04 - 04/09/11	APR-2011
22,609	Other	PIC GROUP INC				502.95	512100	500014405	RESIDENTIAL MAINTENANCE 04/04 - 04/09/11	APR-2011
22,610	Other	PIC GROUP INC				455.84	512005	500014405	RESIDENTIAL MAINTENANCE 04/04 - 04/09/11	APR-2011
22,611	Other	PIC GROUP INC				399.96	512100	500014405	RESIDENTIAL MAINTENANCE 04/04 - 04/09/11	APR-2011
22,612	Other	PIC GROUP INC				333.30	512100	500014405	RESIDENTIAL MAINTENANCE 04/04 - 04/09/11	APR-2011
22,613	Other	PIC GROUP INC				283.62	512100	500014405	RESIDENTIAL MAINTENANCE 04/04 - 04/09/11	APR-2011
22,614	Other	PIC GROUP INC				281.26	513100	500014405	RESIDENTIAL MAINTENANCE 04/04 - 04/09/11	APR-2011
22,615	Other	PIC GROUP INC				241.08	512100	500014405	RESIDENTIAL MAINTENANCE 04/04 - 04/09/11	APR-2011
22,616	Other	PIC GROUP INC				236.35	512017	500014405	RESIDENTIAL MAINTENANCE 04/04 - 04/09/11	APR-2011
22,617	Other	PIC GROUP INC				236.35	512017	500014405	RESIDENTIAL MAINTENANCE 04/04 - 04/09/11	APR-2011
22,618	Other	PIC GROUP INC				200.90	512100	500014405	RESIDENTIAL MAINTENANCE 04/04 - 04/09/11	APR-2011
22,619	Other	PIC GROUP INC				199.98	512017	500014405	RESIDENTIAL MAINTENANCE 04/04 - 04/09/11	APR-2011
22,620	Other	PIC GROUP INC				199.98	512100	500014405	RESIDENTIAL MAINTENANCE 04/04 - 04/09/11	APR-2011
22,621	Other	PIC GROUP INC				189.08	512017	500014405	RESIDENTIAL MAINTENANCE 04/04 - 04/09/11	APR-2011
22,622	Other	PIC GROUP INC				189.08	512100	500014405	RESIDENTIAL MAINTENANCE 04/04 - 04/09/11	APR-2011

KENTUCKY UTILITIES COMPANY
Case No. 2012- 00221
Analysis of Professional Services Expenses For the Test Year

(A)	(B)	(C)	(D)	(E)	(F)	(G)	(H)	(I)		
Line No.	Type	Vendor	Rate Case	Audit	Other	Total	Account	Invoice	Description	Period
22,623	Other	PIC GROUP INC				180.59	512100	500014405	RESIDENTIAL MAINTENANCE 04/04 - 04/09/11	APR-2011
22,624	Other	PIC GROUP INC				180.59	512100	500014405	RESIDENTIAL MAINTENANCE 04/04 - 04/09/11	APR-2011
22,625	Other	PIC GROUP INC				170.94	512005	500014405	RESIDENTIAL MAINTENANCE 04/04 - 04/09/11	APR-2011
22,626	Other	PIC GROUP INC				166.65	512100	500014405	RESIDENTIAL MAINTENANCE 04/04 - 04/09/11	APR-2011
22,627	Other	PIC GROUP INC				141.81	512100	500014405	RESIDENTIAL MAINTENANCE 04/04 - 04/09/11	APR-2011
22,628	Other	PIC GROUP INC				133.32	512100	500014405	RESIDENTIAL MAINTENANCE 04/04 - 04/09/11	APR-2011
22,629	Other	PIC GROUP INC				133.32	512100	500014405	RESIDENTIAL MAINTENANCE 04/04 - 04/09/11	APR-2011
22,630	Other	PIC GROUP INC				133.32	512100	500014405	RESIDENTIAL MAINTENANCE 04/04 - 04/09/11	APR-2011
22,631	Other	PIC GROUP INC				133.32	512100	500014405	RESIDENTIAL MAINTENANCE 04/04 - 04/09/11	APR-2011
22,632	Other	PIC GROUP INC				113.96	512100	500014405	RESIDENTIAL MAINTENANCE 04/04 - 04/09/11	APR-2011
22,633	Other	PIC GROUP INC				113.96	512100	500014405	RESIDENTIAL MAINTENANCE 04/04 - 04/09/11	APR-2011
22,634	Other	PIC GROUP INC				99.99	512017	500014405	RESIDENTIAL MAINTENANCE 04/04 - 04/09/11	APR-2011
22,635	Other	PIC GROUP INC				94.66	512100	500014405	RESIDENTIAL MAINTENANCE 04/04 - 04/09/11	APR-2011
22,636	Other	PIC GROUP INC				94.54	512100	500014405	RESIDENTIAL MAINTENANCE 04/04 - 04/09/11	APR-2011
22,637	Other	PIC GROUP INC				66.66	512017	500014405	RESIDENTIAL MAINTENANCE 04/04 - 04/09/11	APR-2011
22,638	Other	PIC GROUP INC				2,701.58	512100	500014406	GHENT INSIDE MAINTENANCE FOR THE PERIOD 4/3 THRU 4/9/11	APR-2011
22,639	Other	PIC GROUP INC				1,842.90	512100	500014406	GHENT INSIDE MAINTENANCE FOR THE PERIOD 4/3 THRU 4/9/11	APR-2011
22,640	Other	PIC GROUP INC				1,266.54	511100	500014406	GHENT INSIDE MAINTENANCE FOR THE PERIOD 4/3 THRU 4/9/11	APR-2011
22,641	Other	PIC GROUP INC				999.90	513100	500014406	GHENT INSIDE MAINTENANCE FOR THE PERIOD 4/3 THRU 4/9/11	APR-2011
22,642	Other	PIC GROUP INC				988.96	512100	500014406	GHENT INSIDE MAINTENANCE FOR THE PERIOD 4/3 THRU 4/9/11	APR-2011
22,643	Other	PIC GROUP INC				808.61	513100	500014406	GHENT INSIDE MAINTENANCE FOR THE PERIOD 4/3 THRU 4/9/11	APR-2011
22,644	Other	PIC GROUP INC				547.90	511100	500014406	GHENT INSIDE MAINTENANCE FOR THE PERIOD 4/3 THRU 4/9/11	APR-2011
22,645	Other	PIC GROUP INC				422.39	512100	500014406	GHENT INSIDE MAINTENANCE FOR THE PERIOD 4/3 THRU 4/9/11	APR-2011
22,646	Other	PIC GROUP INC				333.30	512100	500014406	GHENT INSIDE MAINTENANCE FOR THE PERIOD 4/3 THRU 4/9/11	APR-2011
22,647	Other	PIC GROUP INC				333.30	513100	500014406	GHENT INSIDE MAINTENANCE FOR THE PERIOD 4/3 THRU 4/9/11	APR-2011
22,648	Other	PIC GROUP INC				314.59	512100	500014406	GHENT INSIDE MAINTENANCE FOR THE PERIOD 4/3 THRU 4/9/11	APR-2011
22,649	Other	PIC GROUP INC				199.98	512100	500014406	GHENT INSIDE MAINTENANCE FOR THE PERIOD 4/3 THRU 4/9/11	APR-2011
22,650	Other	PIC GROUP INC				99.99	512100	500014406	GHENT INSIDE MAINTENANCE FOR THE PERIOD 4/3 THRU 4/9/11	APR-2011
22,651	Other	PIC GROUP INC				99.99	512100	500014406	GHENT INSIDE MAINTENANCE FOR THE PERIOD 4/3 THRU 4/9/11	APR-2011
22,652	Other	PIC GROUP INC				99.99	512100	500014406	GHENT INSIDE MAINTENANCE FOR THE PERIOD 4/3 THRU 4/9/11	APR-2011
22,653	Other	PIC GROUP INC				66.66	511100	500014406	GHENT INSIDE MAINTENANCE FOR THE PERIOD 4/3 THRU 4/9/11	APR-2011
22,654	Other	PIC GROUP INC				66.66	512100	500014406	GHENT INSIDE MAINTENANCE FOR THE PERIOD 4/3 THRU 4/9/11	APR-2011
22,655	Other	PIC GROUP INC				66.66	512100	500014406	GHENT INSIDE MAINTENANCE FOR THE PERIOD 4/3 THRU 4/9/11	APR-2011
22,656	Other	PIC GROUP INC				66.66	512100	500014406	GHENT INSIDE MAINTENANCE FOR THE PERIOD 4/3 THRU 4/9/11	APR-2011
22,657	Other	PIC GROUP INC				50.00	512100	500014406	GHENT INSIDE MAINTENANCE FOR THE PERIOD 4/3 THRU 4/9/11	APR-2011
22,658	Other	PIC GROUP INC				50.00	512100	500014406	GHENT INSIDE MAINTENANCE FOR THE PERIOD 4/3 THRU 4/9/11	APR-2011
22,659	Other	PIC GROUP INC				47.27	511100	500014406	GHENT INSIDE MAINTENANCE FOR THE PERIOD 4/3 THRU 4/9/11	APR-2011
22,660	Other	PIC GROUP INC				33.33	512100	500014406	GHENT INSIDE MAINTENANCE FOR THE PERIOD 4/3 THRU 4/9/11	APR-2011
22,661	Other	PIC GROUP INC				33.33	512100	500014406	GHENT INSIDE MAINTENANCE FOR THE PERIOD 4/3 THRU 4/9/11	APR-2011
22,662	Other	PIC GROUP INC				33.33	512100	500014406	GHENT INSIDE MAINTENANCE FOR THE PERIOD 4/3 THRU 4/9/11	APR-2011
22,663	Other	PIC GROUP INC				33.33	512100	500014406	GHENT INSIDE MAINTENANCE FOR THE PERIOD 4/3 THRU 4/9/11	APR-2011
22,664	Other	PIC GROUP INC				23.64	512017	500014406	GHENT INSIDE MAINTENANCE FOR THE PERIOD 4/3 THRU 4/9/11	APR-2011
22,665	Other	PIC GROUP INC				23.64	512017	500014406	GHENT INSIDE MAINTENANCE FOR THE PERIOD 4/3 THRU 4/9/11	APR-2011
22,666	Other	PIC GROUP INC				23.64	513100	500014406	GHENT INSIDE MAINTENANCE FOR THE PERIOD 4/3 THRU 4/9/11	APR-2011
22,667	Other	PIC GROUP INC				23.64	513100	500014406	GHENT INSIDE MAINTENANCE FOR THE PERIOD 4/3 THRU 4/9/11	APR-2011
22,668	Other	PIC GROUP INC				16.67	513100	500014406	GHENT INSIDE MAINTENANCE FOR THE PERIOD 4/3 THRU 4/9/11	APR-2011
22,669	Other	PIC GROUP INC				16.67	513100	500014406	GHENT INSIDE MAINTENANCE FOR THE PERIOD 4/3 THRU 4/9/11	APR-2011
22,670	Other	PIC GROUP INC				1,789.13	512100	500014407	GHENT OUTSIDE MAINTENANCE FOR THE PERIOD 4/3 THRU 4/9/11	APR-2011
22,671	Other	PIC GROUP INC				681.91	512017	500014407	GHENT OUTSIDE MAINTENANCE FOR THE PERIOD 4/3 THRU 4/9/11	APR-2011
22,672	Other	PIC GROUP INC				653.04	511100	500014407	GHENT OUTSIDE MAINTENANCE FOR THE PERIOD 4/3 THRU 4/9/11	APR-2011
22,673	Other	PIC GROUP INC				365.28	513100	500014407	GHENT OUTSIDE MAINTENANCE FOR THE PERIOD 4/3 THRU 4/9/11	APR-2011
22,674	Other	PIC GROUP INC				316.64	512100	500014407	GHENT OUTSIDE MAINTENANCE FOR THE PERIOD 4/3 THRU 4/9/11	APR-2011
22,675	Other	PIC GROUP INC				316.64	512100	500014407	GHENT OUTSIDE MAINTENANCE FOR THE PERIOD 4/3 THRU 4/9/11	APR-2011
22,676	Other	PIC GROUP INC				299.97	512017	500014407	GHENT OUTSIDE MAINTENANCE FOR THE PERIOD 4/3 THRU 4/9/11	APR-2011
22,677	Other	PIC GROUP INC				287.12	512100	500014407	GHENT OUTSIDE MAINTENANCE FOR THE PERIOD 4/3 THRU 4/9/11	APR-2011
22,678	Other	PIC GROUP INC				283.62	512100	500014407	GHENT OUTSIDE MAINTENANCE FOR THE PERIOD 4/3 THRU 4/9/11	APR-2011
22,679	Other	PIC GROUP INC				266.64	512100	500014407	GHENT OUTSIDE MAINTENANCE FOR THE PERIOD 4/3 THRU 4/9/11	APR-2011
22,680	Other	PIC GROUP INC				266.64	512100	500014407	GHENT OUTSIDE MAINTENANCE FOR THE PERIOD 4/3 THRU 4/9/11	APR-2011
22,681	Other	PIC GROUP INC				259.99	512100	500014407	GHENT OUTSIDE MAINTENANCE FOR THE PERIOD 4/3 THRU 4/9/11	APR-2011
22,682	Other	PIC GROUP INC				233.31	512100	500014407	GHENT OUTSIDE MAINTENANCE FOR THE PERIOD 4/3 THRU 4/9/11	APR-2011

KENTUCKY UTILITIES COMPANY
Case No. 2012- 00221
Analysis of Professional Services Expenses For the Test Year

(A)	(B)	(C)	(D)	(E)	(F)	(G)	(H)	(I)		
Line No.	Type	Vendor	Rate Case	Audit	Other	Total	Account	Invoice	Description	Period
22,683	Other	PIC GROUP INC				199.98	512100	500014407	GHENT OUTSIDE MAINTENANCE FOR THE PERIOD 4/3 THRU 4/9/11	APR-2011
22,684	Other	PIC GROUP INC				166.65	512100	500014407	GHENT OUTSIDE MAINTENANCE FOR THE PERIOD 4/3 THRU 4/9/11	APR-2011
22,685	Other	PIC GROUP INC				149.99	512100	500014407	GHENT OUTSIDE MAINTENANCE FOR THE PERIOD 4/3 THRU 4/9/11	APR-2011
22,686	Other	PIC GROUP INC				149.99	512100	500014407	GHENT OUTSIDE MAINTENANCE FOR THE PERIOD 4/3 THRU 4/9/11	APR-2011
22,687	Other	PIC GROUP INC				143.56	512100	500014407	GHENT OUTSIDE MAINTENANCE FOR THE PERIOD 4/3 THRU 4/9/11	APR-2011
22,688	Other	PIC GROUP INC				143.56	512100	500014407	GHENT OUTSIDE MAINTENANCE FOR THE PERIOD 4/3 THRU 4/9/11	APR-2011
22,689	Other	PIC GROUP INC				141.81	511100	500014407	GHENT OUTSIDE MAINTENANCE FOR THE PERIOD 4/3 THRU 4/9/11	APR-2011
22,690	Other	PIC GROUP INC				133.32	512100	500014407	GHENT OUTSIDE MAINTENANCE FOR THE PERIOD 4/3 THRU 4/9/11	APR-2011
22,691	Other	PIC GROUP INC				116.66	514100	500014407	GHENT OUTSIDE MAINTENANCE FOR THE PERIOD 4/3 THRU 4/9/11	APR-2011
22,692	Other	PIC GROUP INC				94.54	514100	500014407	GHENT OUTSIDE MAINTENANCE FOR THE PERIOD 4/3 THRU 4/9/11	APR-2011
22,693	Other	PIC GROUP INC				88.45	512100	500014407	GHENT OUTSIDE MAINTENANCE FOR THE PERIOD 4/3 THRU 4/9/11	APR-2011
22,694	Other	PIC GROUP INC				83.33	512100	500014407	GHENT OUTSIDE MAINTENANCE FOR THE PERIOD 4/3 THRU 4/9/11	APR-2011
22,695	Other	PIC GROUP INC				66.66	511100	500014407	GHENT OUTSIDE MAINTENANCE FOR THE PERIOD 4/3 THRU 4/9/11	APR-2011
22,696	Other	PIC GROUP INC				66.66	512100	500014407	GHENT OUTSIDE MAINTENANCE FOR THE PERIOD 4/3 THRU 4/9/11	APR-2011
22,697	Other	PIC GROUP INC				66.66	514100	500014407	GHENT OUTSIDE MAINTENANCE FOR THE PERIOD 4/3 THRU 4/9/11	APR-2011
22,698	Other	PIC GROUP INC				66.66	514100	500014407	GHENT OUTSIDE MAINTENANCE FOR THE PERIOD 4/3 THRU 4/9/11	APR-2011
22,699	Other	PIC GROUP INC				23.64	514100	500014407	GHENT OUTSIDE MAINTENANCE FOR THE PERIOD 4/3 THRU 4/9/11	APR-2011
22,700	Other	PIC GROUP INC				5,752.05	512100	500014408	PAYMENT OF INVOICE #500014408--GHENT MILLWRIGHTS FOR THE PERIOD 4/3 THRU 4/9/11	APR-2011
22,701	Other	PIC GROUP INC				3,879.66	512100	500014408	PAYMENT OF INVOICE #500014408--GHENT MILLWRIGHTS FOR THE PERIOD 4/3 THRU 4/9/11	APR-2011
22,702	Other	PIC GROUP INC				3,732.40	512100	500014408	PAYMENT OF INVOICE #500014408--GHENT MILLWRIGHTS FOR THE PERIOD 4/3 THRU 4/9/11	APR-2011
22,703	Other	PIC GROUP INC				2,587.93	512100	500014408	PAYMENT OF INVOICE #500014408--GHENT MILLWRIGHTS FOR THE PERIOD 4/3 THRU 4/9/11	APR-2011
22,704	Other	PIC GROUP INC				607.71	512100	500014408	PAYMENT OF INVOICE #500014408--GHENT MILLWRIGHTS FOR THE PERIOD 4/3 THRU 4/9/11	APR-2011
22,705	Other	PIC GROUP INC				488.96	513100	500014408	PAYMENT OF INVOICE #500014408--GHENT MILLWRIGHTS FOR THE PERIOD 4/3 THRU 4/9/11	APR-2011
22,706	Other	PIC GROUP INC				897.00	512100	500014412	MAINTENANCE 04/04 - 04/09/11	APR-2011
22,707	Other	PIC GROUP INC				820.50	512100	500014412	MAINTENANCE 04/04 - 04/09/11	APR-2011
22,708	Other	PIC GROUP INC				505.64	512100	500014412	MAINTENANCE 04/04 - 04/09/11	APR-2011
22,709	Other	PIC GROUP INC				502.97	512100	500014412	MAINTENANCE 04/04 - 04/09/11	APR-2011
22,710	Other	PIC GROUP INC				495.30	512017	500014412	MAINTENANCE 04/04 - 04/09/11	APR-2011
22,711	Other	PIC GROUP INC				348.21	512017	500014412	MAINTENANCE 04/04 - 04/09/11	APR-2011
22,712	Other	PIC GROUP INC				270.83	512100	500014412	MAINTENANCE 04/04 - 04/09/11	APR-2011
22,713	Other	PIC GROUP INC				232.14	512100	500014412	MAINTENANCE 04/04 - 04/09/11	APR-2011
22,714	Other	PIC GROUP INC				232.14	512100	500014412	MAINTENANCE 04/04 - 04/09/11	APR-2011
22,715	Other	PIC GROUP INC				218.80	512017	500014412	MAINTENANCE 04/04 - 04/09/11	APR-2011
22,716	Other	PIC GROUP INC				164.10	512100	500014412	MAINTENANCE 04/04 - 04/09/11	APR-2011
22,717	Other	PIC GROUP INC				154.76	512100	500014412	MAINTENANCE 04/04 - 04/09/11	APR-2011
22,718	Other	PIC GROUP INC				154.76	512100	500014412	MAINTENANCE 04/04 - 04/09/11	APR-2011
22,719	Other	PIC GROUP INC				77.38	512100	500014412	MAINTENANCE 04/04 - 04/09/11	APR-2011
22,720	Other	PIC GROUP INC				77.38	512100	500014412	MAINTENANCE 04/04 - 04/09/11	APR-2011
22,721	Other	PIC GROUP INC				77.38	512100	500014412	MAINTENANCE 04/04 - 04/09/11	APR-2011
22,722	Other	PIC GROUP INC				38.69	512100	500014412	MAINTENANCE 04/04 - 04/09/11	APR-2011
22,723	Other	PIC GROUP INC				38.69	512100	500014412	MAINTENANCE 04/04 - 04/09/11	APR-2011
22,724	Other	PIC GROUP INC				38.69	512100	500014412	MAINTENANCE 04/04 - 04/09/11	APR-2011
22,725	Other	PIC GROUP INC				4,987.65	512100	500014413	PAYMENT OF INVOICE #500014413--GHENT MW AUX/EMERGENCY WORK FOR THE PERIOD 4/3 THRU 4/9/11	APR-2011
22,726	Other	PIC GROUP INC				3,582.55	512100	500014413	PAYMENT OF INVOICE #500014413--GHENT MW AUX/EMERGENCY WORK FOR THE PERIOD 4/3 THRU 4/9/11	APR-2011
22,727	Other	PIC GROUP INC				2,470.00	512005	500014413	PAYMENT OF INVOICE #500014413--GHENT MW AUX/EMERGENCY WORK FOR THE PERIOD 4/3 THRU 4/9/11	APR-2011
22,728	Other	PIC GROUP INC				2,418.78	512100	500014413	PAYMENT OF INVOICE #500014413--GHENT MW AUX/EMERGENCY WORK FOR THE PERIOD 4/3 THRU 4/9/11	APR-2011
22,729	Other	PIC GROUP INC				1,677.02	512100	500014413	PAYMENT OF INVOICE #500014413--GHENT MW AUX/EMERGENCY WORK FOR THE PERIOD 4/3 THRU 4/9/11	APR-2011
22,730	Other	PIC GROUP INC				622.00	512005	500014413	PAYMENT OF INVOICE #500014413--GHENT MW AUX/EMERGENCY WORK FOR THE PERIOD 4/3 THRU 4/9/11	APR-2011

KENTUCKY UTILITIES COMPANY
Case No. 2012- 00221
Analysis of Professional Services Expenses For the Test Year

(A)	(B)	(C)	(D)	(E)	(F)	(G)	(H)	(I)		
Line No.	Type	Vendor	Rate Case	Audit	Other	Total	Account	Invoice	Description	Period
22,731	Other	PIC GROUP INC				622.00	512005	500014413	PAYMENT OF INVOICE #500014413--GHENT MW AUX/EMERGENCY WORK FOR THE PERIOD 4/3 THRU 4/9/11	APR-2011
22,732	Other	PIC GROUP INC				304.80	512005	500014413	PAYMENT OF INVOICE #500014413--GHENT MW AUX/EMERGENCY WORK FOR THE PERIOD 4/3 THRU 4/9/11	APR-2011
22,733	Other	PIC GROUP INC				232.20	512100	500014413	PAYMENT OF INVOICE #500014413--GHENT MW AUX/EMERGENCY WORK FOR THE PERIOD 4/3 THRU 4/9/11	APR-2011
22,734	Other	PIC GROUP INC				229.80	512005	500014413	PAYMENT OF INVOICE #500014413--GHENT MW AUX/EMERGENCY WORK FOR THE PERIOD 4/3 THRU 4/9/11	APR-2011
22,735	Other	PIC GROUP INC				229.36	512100	500014413	PAYMENT OF INVOICE #500014413--GHENT MW AUX/EMERGENCY WORK FOR THE PERIOD 4/3 THRU 4/9/11	APR-2011
22,736	Other	PIC GROUP INC				191.10	512005	500014413	PAYMENT OF INVOICE #500014413--GHENT MW AUX/EMERGENCY WORK FOR THE PERIOD 4/3 THRU 4/9/11	APR-2011
22,737	Other	PIC GROUP INC				154.80	512005	500014413	PAYMENT OF INVOICE #500014413--GHENT MW AUX/EMERGENCY WORK FOR THE PERIOD 4/3 THRU 4/9/11	APR-2011
22,738	Other	PIC GROUP INC				154.80	512005	500014413	PAYMENT OF INVOICE #500014413--GHENT MW AUX/EMERGENCY WORK FOR THE PERIOD 4/3 THRU 4/9/11	APR-2011
22,739	Other	PIC GROUP INC				154.80	512005	500014413	PAYMENT OF INVOICE #500014413--GHENT MW AUX/EMERGENCY WORK FOR THE PERIOD 4/3 THRU 4/9/11	APR-2011
22,740	Other	PIC GROUP INC				154.80	512005	500014413	PAYMENT OF INVOICE #500014413--GHENT MW AUX/EMERGENCY WORK FOR THE PERIOD 4/3 THRU 4/9/11	APR-2011
22,741	Other	PIC GROUP INC				116.10	512005	500014413	PAYMENT OF INVOICE #500014413--GHENT MW AUX/EMERGENCY WORK FOR THE PERIOD 4/3 THRU 4/9/11	APR-2011
22,742	Other	PIC GROUP INC				116.10	512100	500014413	PAYMENT OF INVOICE #500014413--GHENT MW AUX/EMERGENCY WORK FOR THE PERIOD 4/3 THRU 4/9/11	APR-2011
22,743	Other	PIC GROUP INC				116.10	512101	500014413	PAYMENT OF INVOICE #500014413--GHENT MW AUX/EMERGENCY WORK FOR THE PERIOD 4/3 THRU 4/9/11	APR-2011
22,744	Other	PIC GROUP INC				77.40	512005	500014413	PAYMENT OF INVOICE #500014413--GHENT MW AUX/EMERGENCY WORK FOR THE PERIOD 4/3 THRU 4/9/11	APR-2011
22,745	Other	PIC GROUP INC				77.40	512005	500014413	PAYMENT OF INVOICE #500014413--GHENT MW AUX/EMERGENCY WORK FOR THE PERIOD 4/3 THRU 4/9/11	APR-2011
22,746	Other	PIC GROUP INC				77.40	512100	500014413	PAYMENT OF INVOICE #500014413--GHENT MW AUX/EMERGENCY WORK FOR THE PERIOD 4/3 THRU 4/9/11	APR-2011
22,747	Other	PIC GROUP INC				49,635.46	512100	500014426	Boiler Inspection Support In Accordance with Master Agreement # 497246	APR-2011
22,748	Other	PIC GROUP INC				60,962.88	512100	500014427	Labor for Boiler Inspection Support	APR-2011
22,749	Other	PIC GROUP INC				2,609.80	512100	500014427	Labor for Boiler Punch-list Repairs	APR-2011
22,750	Other	PIC GROUP INC				22,435.81	512100	500014428	T/M ALLOWANCE FOR SUPPLEMENTAL LABOR ON UNIT 1 AND UNIT 3 PULVERIZER WORK	APR-2011
22,751	Other	PIC GROUP INC				16,225.44	512100	500014428	T/M ALLOWANCE FOR SUPPLEMENTAL LABOR ON UNIT3 AUXILIARY WORK	APR-2011
22,752	Other	PIC GROUP INC				1,931.09	512100	500014428	T/M ALLOWANCE FOR SUPPLEMENTAL LABOR ON UNIT 1 AUXILIARY WORK	APR-2011
22,753	Other	PIC GROUP INC				748.99	512100	500014435	Boiler Inspection Support In Accordance with Master Agreement # 497246	APR-2011
22,754	Other	PIC GROUP INC				844.78	512017	500014510	RESIDENTIAL MAINT 04/11 - 04/16/11	MAY-2011
22,755	Other	PIC GROUP INC				756.32	512100	500014510	RESIDENTIAL MAINT 04/11 - 04/16/11	MAY-2011
22,756	Other	PIC GROUP INC				750.24	512100	500014510	RESIDENTIAL MAINT 04/11 - 04/16/11	MAY-2011
22,757	Other	PIC GROUP INC				599.94	513100	500014510	RESIDENTIAL MAINT 04/11 - 04/16/11	MAY-2011
22,758	Other	PIC GROUP INC				578.14	513100	500014510	RESIDENTIAL MAINT 04/11 - 04/16/11	MAY-2011
22,759	Other	PIC GROUP INC				512.82	512100	500014510	RESIDENTIAL MAINT 04/11 - 04/16/11	MAY-2011
22,760	Other	PIC GROUP INC				483.60	512100	500014510	RESIDENTIAL MAINT 04/11 - 04/16/11	MAY-2011
22,761	Other	PIC GROUP INC				466.62	512017	500014510	RESIDENTIAL MAINT 04/11 - 04/16/11	MAY-2011
22,762	Other	PIC GROUP INC				441.98	512100	500014510	RESIDENTIAL MAINT 04/11 - 04/16/11	MAY-2011
22,763	Other	PIC GROUP INC				389.06	512100	500014510	RESIDENTIAL MAINT 04/11 - 04/16/11	MAY-2011
22,764	Other	PIC GROUP INC				333.30	513100	500014510	RESIDENTIAL MAINT 04/11 - 04/16/11	MAY-2011
22,765	Other	PIC GROUP INC				281.26	512100	500014510	RESIDENTIAL MAINT 04/11 - 04/16/11	MAY-2011
22,766	Other	PIC GROUP INC				200.90	512100	500014510	RESIDENTIAL MAINT 04/11 - 04/16/11	MAY-2011
22,767	Other	PIC GROUP INC				200.90	513100	500014510	RESIDENTIAL MAINT 04/11 - 04/16/11	MAY-2011
22,768	Other	PIC GROUP INC				199.98	512017	500014510	RESIDENTIAL MAINT 04/11 - 04/16/11	MAY-2011
22,769	Other	PIC GROUP INC				199.98	512100	500014510	RESIDENTIAL MAINT 04/11 - 04/16/11	MAY-2011
22,770	Other	PIC GROUP INC				198.79	511100	500014510	RESIDENTIAL MAINT 04/11 - 04/16/11	MAY-2011
22,771	Other	PIC GROUP INC				189.08	512100	500014510	RESIDENTIAL MAINT 04/11 - 04/16/11	MAY-2011
22,772	Other	PIC GROUP INC				189.08	512100	500014510	RESIDENTIAL MAINT 04/11 - 04/16/11	MAY-2011
22,773	Other	PIC GROUP INC				170.94	512100	500014510	RESIDENTIAL MAINT 04/11 - 04/16/11	MAY-2011

KENTUCKY UTILITIES COMPANY
Case No. 2012- 00221
Analysis of Professional Services Expenses For the Test Year

(A)	(B)	(C)	(D)	(E)	(F)	(G)	(H)	(I)		
Line No.	Type	Vendor	Rate Case	Audit	Other	Total	Account	Invoice	Description	Period
22,774	Other	PIC GROUP INC				170.94	512100	500014510	RESIDENTIAL MAINT 04/11 - 04/16/11	MAY-2011
22,775	Other	PIC GROUP INC				170.94	513100	500014510	RESIDENTIAL MAINT 04/11 - 04/16/11	MAY-2011
22,776	Other	PIC GROUP INC				166.65	512017	500014510	RESIDENTIAL MAINT 04/11 - 04/16/11	MAY-2011
22,777	Other	PIC GROUP INC				133.32	512100	500014510	RESIDENTIAL MAINT 04/11 - 04/16/11	MAY-2011
22,778	Other	PIC GROUP INC				133.32	512100	500014510	RESIDENTIAL MAINT 04/11 - 04/16/11	MAY-2011
22,779	Other	PIC GROUP INC				99.99	512100	500014510	RESIDENTIAL MAINT 04/11 - 04/16/11	MAY-2011
22,780	Other	PIC GROUP INC				97.16	513100	500014510	RESIDENTIAL MAINT 04/11 - 04/16/11	MAY-2011
22,781	Other	PIC GROUP INC				94.54	512100	500014510	RESIDENTIAL MAINT 04/11 - 04/16/11	MAY-2011
22,782	Other	PIC GROUP INC				80.36	512100	500014510	RESIDENTIAL MAINT 04/11 - 04/16/11	MAY-2011
22,783	Other	PIC GROUP INC				80.36	512100	500014510	RESIDENTIAL MAINT 04/11 - 04/16/11	MAY-2011
22,784	Other	PIC GROUP INC				80.36	512100	500014510	RESIDENTIAL MAINT 04/11 - 04/16/11	MAY-2011
22,785	Other	PIC GROUP INC				80.36	513100	500014510	RESIDENTIAL MAINT 04/11 - 04/16/11	MAY-2011
22,786	Other	PIC GROUP INC				66.66	512100	500014510	RESIDENTIAL MAINT 04/11 - 04/16/11	MAY-2011
22,787	Other	PIC GROUP INC				66.66	513100	500014510	RESIDENTIAL MAINT 04/11 - 04/16/11	MAY-2011
22,788	Other	PIC GROUP INC				56.98	512100	500014510	RESIDENTIAL MAINT 04/11 - 04/16/11	MAY-2011
22,789	Other	PIC GROUP INC				40.18	512017	500014510	RESIDENTIAL MAINT 04/11 - 04/16/11	MAY-2011
22,790	Other	PIC GROUP INC				40.18	512100	500014510	RESIDENTIAL MAINT 04/11 - 04/16/11	MAY-2011
22,791	Other	PIC GROUP INC				40.18	513100	500014510	RESIDENTIAL MAINT 04/11 - 04/16/11	MAY-2011
22,792	Other	PIC GROUP INC				3,350.61	512100	500014511	GHENT INSIDE MAINTENANCE FOR THE PERIOD 4/10 - 4/16/2011	APR-2011
22,793	Other	PIC GROUP INC				1,777.60	512100	500014511	GHENT INSIDE MAINTENANCE FOR THE PERIOD 4/10 - 4/16/2011	APR-2011
22,794	Other	PIC GROUP INC				1,470.20	512100	500014511	GHENT INSIDE MAINTENANCE FOR THE PERIOD 4/10 - 4/16/2011	APR-2011
22,795	Other	PIC GROUP INC				834.00	512100	500014511	GHENT INSIDE MAINTENANCE FOR THE PERIOD 4/10 - 4/16/2011	APR-2011
22,796	Other	PIC GROUP INC				735.10	512100	500014511	GHENT INSIDE MAINTENANCE FOR THE PERIOD 4/10 - 4/16/2011	APR-2011
22,797	Other	PIC GROUP INC				499.95	512100	500014511	GHENT INSIDE MAINTENANCE FOR THE PERIOD 4/10 - 4/16/2011	APR-2011
22,798	Other	PIC GROUP INC				99.99	512017	500014511	GHENT INSIDE MAINTENANCE FOR THE PERIOD 4/10 - 4/16/2011	APR-2011
22,799	Other	PIC GROUP INC				70.91	512100	500014511	GHENT INSIDE MAINTENANCE FOR THE PERIOD 4/10 - 4/16/2011	APR-2011
22,800	Other	PIC GROUP INC				70.91	512100	500014511	GHENT INSIDE MAINTENANCE FOR THE PERIOD 4/10 - 4/16/2011	APR-2011
22,801	Other	PIC GROUP INC				70.91	512100	500014511	GHENT INSIDE MAINTENANCE FOR THE PERIOD 4/10 - 4/16/2011	APR-2011
22,802	Other	PIC GROUP INC				70.91	512100	500014511	GHENT INSIDE MAINTENANCE FOR THE PERIOD 4/10 - 4/16/2011	APR-2011
22,803	Other	PIC GROUP INC				66.66	512100	500014511	GHENT INSIDE MAINTENANCE FOR THE PERIOD 4/10 - 4/16/2011	APR-2011
22,804	Other	PIC GROUP INC				66.66	512100	500014511	GHENT INSIDE MAINTENANCE FOR THE PERIOD 4/10 - 4/16/2011	APR-2011
22,805	Other	PIC GROUP INC				66.66	512100	500014511	GHENT INSIDE MAINTENANCE FOR THE PERIOD 4/10 - 4/16/2011	APR-2011
22,806	Other	PIC GROUP INC				66.66	512100	500014511	GHENT INSIDE MAINTENANCE FOR THE PERIOD 4/10 - 4/16/2011	APR-2011
22,807	Other	PIC GROUP INC				66.66	513100	500014511	GHENT INSIDE MAINTENANCE FOR THE PERIOD 4/10 - 4/16/2011	APR-2011
22,808	Other	PIC GROUP INC				66.66	513100	500014511	GHENT INSIDE MAINTENANCE FOR THE PERIOD 4/10 - 4/16/2011	APR-2011
22,809	Other	PIC GROUP INC				56.97	513100	500014511	GHENT INSIDE MAINTENANCE FOR THE PERIOD 4/10 - 4/16/2011	APR-2011
22,810	Other	PIC GROUP INC				50.00	513100	500014511	GHENT INSIDE MAINTENANCE FOR THE PERIOD 4/10 - 4/16/2011	APR-2011
22,811	Other	PIC GROUP INC				50.00	513100	500014511	GHENT INSIDE MAINTENANCE FOR THE PERIOD 4/10 - 4/16/2011	APR-2011
22,812	Other	PIC GROUP INC				47.27	511100	500014511	GHENT INSIDE MAINTENANCE FOR THE PERIOD 4/10 - 4/16/2011	APR-2011
22,813	Other	PIC GROUP INC				47.27	512100	500014511	GHENT INSIDE MAINTENANCE FOR THE PERIOD 4/10 - 4/16/2011	APR-2011
22,814	Other	PIC GROUP INC				47.27	512100	500014511	GHENT INSIDE MAINTENANCE FOR THE PERIOD 4/10 - 4/16/2011	APR-2011
22,815	Other	PIC GROUP INC				47.27	513100	500014511	GHENT INSIDE MAINTENANCE FOR THE PERIOD 4/10 - 4/16/2011	APR-2011
22,816	Other	PIC GROUP INC				33.33	511100	500014511	GHENT INSIDE MAINTENANCE FOR THE PERIOD 4/10 - 4/16/2011	APR-2011
22,817	Other	PIC GROUP INC				33.33	512100	500014511	GHENT INSIDE MAINTENANCE FOR THE PERIOD 4/10 - 4/16/2011	APR-2011
22,818	Other	PIC GROUP INC				33.33	512100	500014511	GHENT INSIDE MAINTENANCE FOR THE PERIOD 4/10 - 4/16/2011	APR-2011
22,819	Other	PIC GROUP INC				33.33	512100	500014511	GHENT INSIDE MAINTENANCE FOR THE PERIOD 4/10 - 4/16/2011	APR-2011
22,820	Other	PIC GROUP INC				33.33	512100	500014511	GHENT INSIDE MAINTENANCE FOR THE PERIOD 4/10 - 4/16/2011	APR-2011
22,821	Other	PIC GROUP INC				33.33	512100	500014511	GHENT INSIDE MAINTENANCE FOR THE PERIOD 4/10 - 4/16/2011	APR-2011
22,822	Other	PIC GROUP INC				33.33	513100	500014511	GHENT INSIDE MAINTENANCE FOR THE PERIOD 4/10 - 4/16/2011	APR-2011
22,823	Other	PIC GROUP INC				33.33	513100	500014511	GHENT INSIDE MAINTENANCE FOR THE PERIOD 4/10 - 4/16/2011	APR-2011
22,824	Other	PIC GROUP INC				33.33	513100	500014511	GHENT INSIDE MAINTENANCE FOR THE PERIOD 4/10 - 4/16/2011	APR-2011
22,825	Other	PIC GROUP INC				23.64	512017	500014511	GHENT INSIDE MAINTENANCE FOR THE PERIOD 4/10 - 4/16/2011	APR-2011
22,826	Other	PIC GROUP INC				23.64	512017	500014511	GHENT INSIDE MAINTENANCE FOR THE PERIOD 4/10 - 4/16/2011	APR-2011
22,827	Other	PIC GROUP INC				23.64	512100	500014511	GHENT INSIDE MAINTENANCE FOR THE PERIOD 4/10 - 4/16/2011	APR-2011
22,828	Other	PIC GROUP INC				23.64	513100	500014511	GHENT INSIDE MAINTENANCE FOR THE PERIOD 4/10 - 4/16/2011	APR-2011
22,829	Other	PIC GROUP INC				23.64	513100	500014511	GHENT INSIDE MAINTENANCE FOR THE PERIOD 4/10 - 4/16/2011	APR-2011
22,830	Other	PIC GROUP INC				23.64	513100	500014511	GHENT INSIDE MAINTENANCE FOR THE PERIOD 4/10 - 4/16/2011	APR-2011
22,831	Other	PIC GROUP INC				23.57	514100	500014511	GHENT INSIDE MAINTENANCE FOR THE PERIOD 4/10 - 4/16/2011	APR-2011
22,832	Other	PIC GROUP INC				1,475.01	512100	500014512	GHENT OUTSIDE MAINTENANCE FOR THE PERIOD 4/10 - 4/16/2011	APR-2011
22,833	Other	PIC GROUP INC				1,024.17	512100	500014512	GHENT OUTSIDE MAINTENANCE FOR THE PERIOD 4/10 - 4/16/2011	APR-2011

KENTUCKY UTILITIES COMPANY
Case No. 2012- 00221
Analysis of Professional Services Expenses For the Test Year

(A)	(B)	(C)	(D)	(E)	(F)	(G)	(H)	(I)		
Line No.	Type	Vendor	Rate Case	Audit	Other	Total	Account	Invoice	Description	Period
22,834	Other	PIC GROUP INC				644.80	512100	500014512	GHENT OUTSIDE MAINTENANCE FOR THE PERIOD 4/10 - 4/16/2011	APR-2011
22,835	Other	PIC GROUP INC				596.01	512100	500014512	GHENT OUTSIDE MAINTENANCE FOR THE PERIOD 4/10 - 4/16/2011	APR-2011
22,836	Other	PIC GROUP INC				483.29	512100	500014512	GHENT OUTSIDE MAINTENANCE FOR THE PERIOD 4/10 - 4/16/2011	APR-2011
22,837	Other	PIC GROUP INC				383.30	512100	500014512	GHENT OUTSIDE MAINTENANCE FOR THE PERIOD 4/10 - 4/16/2011	APR-2011
22,838	Other	PIC GROUP INC				316.64	512100	500014512	GHENT OUTSIDE MAINTENANCE FOR THE PERIOD 4/10 - 4/16/2011	APR-2011
22,839	Other	PIC GROUP INC				166.65	512100	500014512	GHENT OUTSIDE MAINTENANCE FOR THE PERIOD 4/10 - 4/16/2011	APR-2011
22,840	Other	PIC GROUP INC				166.65	512100	500014512	GHENT OUTSIDE MAINTENANCE FOR THE PERIOD 4/10 - 4/16/2011	APR-2011
22,841	Other	PIC GROUP INC				153.80	512100	500014512	GHENT OUTSIDE MAINTENANCE FOR THE PERIOD 4/10 - 4/16/2011	APR-2011
22,842	Other	PIC GROUP INC				149.99	512100	500014512	GHENT OUTSIDE MAINTENANCE FOR THE PERIOD 4/10 - 4/16/2011	APR-2011
22,843	Other	PIC GROUP INC				83.33	512100	500014512	GHENT OUTSIDE MAINTENANCE FOR THE PERIOD 4/10 - 4/16/2011	APR-2011
22,844	Other	PIC GROUP INC				66.66	512100	500014512	GHENT OUTSIDE MAINTENANCE FOR THE PERIOD 4/10 - 4/16/2011	APR-2011
22,845	Other	PIC GROUP INC				66.66	512100	500014512	GHENT OUTSIDE MAINTENANCE FOR THE PERIOD 4/10 - 4/16/2011	APR-2011
22,846	Other	PIC GROUP INC				66.66	512100	500014512	GHENT OUTSIDE MAINTENANCE FOR THE PERIOD 4/10 - 4/16/2011	APR-2011
22,847	Other	PIC GROUP INC				66.66	512100	500014512	GHENT OUTSIDE MAINTENANCE FOR THE PERIOD 4/10 - 4/16/2011	APR-2011
22,848	Other	PIC GROUP INC				66.66	512100	500014512	GHENT OUTSIDE MAINTENANCE FOR THE PERIOD 4/10 - 4/16/2011	APR-2011
22,849	Other	PIC GROUP INC				57.68	512100	500014512	GHENT OUTSIDE MAINTENANCE FOR THE PERIOD 4/10 - 4/16/2011	APR-2011
22,850	Other	PIC GROUP INC				38.45	512100	500014512	GHENT OUTSIDE MAINTENANCE FOR THE PERIOD 4/10 - 4/16/2011	APR-2011
22,851	Other	PIC GROUP INC				38.45	512100	500014512	GHENT OUTSIDE MAINTENANCE FOR THE PERIOD 4/10 - 4/16/2011	APR-2011
22,852	Other	PIC GROUP INC				33.33	512100	500014512	GHENT OUTSIDE MAINTENANCE FOR THE PERIOD 4/10 - 4/16/2011	APR-2011
22,853	Other	PIC GROUP INC				19.20	514100	500014512	GHENT OUTSIDE MAINTENANCE FOR THE PERIOD 4/10 - 4/16/2011	APR-2011
22,854	Other	PIC GROUP INC				8,543.66	512100	500014513	GHENT MILLWRIGHT MAINTENANCE FOR THE PERIOD 4/10 - 4/16/2011	APR-2011
22,855	Other	PIC GROUP INC				4,141.89	512100	500014513	GHENT MILLWRIGHT MAINTENANCE FOR THE PERIOD 4/10 - 4/16/2011	APR-2011
22,856	Other	PIC GROUP INC				1,701.72	512100	500014513	GHENT MILLWRIGHT MAINTENANCE FOR THE PERIOD 4/10 - 4/16/2011	APR-2011
22,857	Other	PIC GROUP INC				1,538.20	512100	500014513	GHENT MILLWRIGHT MAINTENANCE FOR THE PERIOD 4/10 - 4/16/2011	APR-2011
22,858	Other	PIC GROUP INC				1,414.36	512100	500014513	GHENT MILLWRIGHT MAINTENANCE FOR THE PERIOD 4/10 - 4/16/2011	APR-2011
22,859	Other	PIC GROUP INC				1,033.86	512100	500014513	GHENT MILLWRIGHT MAINTENANCE FOR THE PERIOD 4/10 - 4/16/2011	APR-2011
22,860	Other	PIC GROUP INC				850.86	512100	500014513	GHENT MILLWRIGHT MAINTENANCE FOR THE PERIOD 4/10 - 4/16/2011	APR-2011
22,861	Other	PIC GROUP INC				743.64	512100	500014513	GHENT MILLWRIGHT MAINTENANCE FOR THE PERIOD 4/10 - 4/16/2011	APR-2011
22,862	Other	PIC GROUP INC				700.15	512100	500014513	GHENT MILLWRIGHT MAINTENANCE FOR THE PERIOD 4/10 - 4/16/2011	APR-2011
22,863	Other	PIC GROUP INC				666.60	512100	500014513	GHENT MILLWRIGHT MAINTENANCE FOR THE PERIOD 4/10 - 4/16/2011	APR-2011
22,864	Other	PIC GROUP INC				654.24	512100	500014513	GHENT MILLWRIGHT MAINTENANCE FOR THE PERIOD 4/10 - 4/16/2011	APR-2011
22,865	Other	PIC GROUP INC				399.96	512100	500014513	GHENT MILLWRIGHT MAINTENANCE FOR THE PERIOD 4/10 - 4/16/2011	APR-2011
22,866	Other	PIC GROUP INC				333.30	512100	500014513	GHENT MILLWRIGHT MAINTENANCE FOR THE PERIOD 4/10 - 4/16/2011	APR-2011
22,867	Other	PIC GROUP INC				97.46	513100	500014513	GHENT MILLWRIGHT MAINTENANCE FOR THE PERIOD 4/10 - 4/16/2011	APR-2011
22,868	Other	PIC GROUP INC				1,653.00	512017	500014517	MAINTENANCE 04/11 - 04/16/11	MAY-2011
22,869	Other	PIC GROUP INC				750.00	511100	500014517	MAINTENANCE 04/11 - 04/16/11	MAY-2011
22,870	Other	PIC GROUP INC				386.90	512017	500014517	MAINTENANCE 04/11 - 04/16/11	MAY-2011
22,871	Other	PIC GROUP INC				386.90	512100	500014517	MAINTENANCE 04/11 - 04/16/11	MAY-2011
22,872	Other	PIC GROUP INC				373.56	512100	500014517	MAINTENANCE 04/11 - 04/16/11	MAY-2011
22,873	Other	PIC GROUP INC				309.52	513100	500014517	MAINTENANCE 04/11 - 04/16/11	MAY-2011
22,874	Other	PIC GROUP INC				270.83	512100	500014517	MAINTENANCE 04/11 - 04/16/11	MAY-2011
22,875	Other	PIC GROUP INC				154.76	512100	500014517	MAINTENANCE 04/11 - 04/16/11	MAY-2011
22,876	Other	PIC GROUP INC				77.38	512100	500014517	MAINTENANCE 04/11 - 04/16/11	MAY-2011
22,877	Other	PIC GROUP INC				77.38	512100	500014517	MAINTENANCE 04/11 - 04/16/11	MAY-2011
22,878	Other	PIC GROUP INC				38.69	511100	500014517	MAINTENANCE 04/11 - 04/16/11	MAY-2011
22,879	Other	PIC GROUP INC				3,600.20	512100	500014518	GHENT MILLWRIGHT AUX/EMERGENCY WORK FOR THE PERIOD 4/10 - 4/16/2011	APR-2011
22,880	Other	PIC GROUP INC				2,087.10	512100	500014518	GHENT MILLWRIGHT AUX/EMERGENCY WORK FOR THE PERIOD 4/10 - 4/16/2011	APR-2011
22,881	Other	PIC GROUP INC				1,546.00	512005	500014518	GHENT MILLWRIGHT AUX/EMERGENCY WORK FOR THE PERIOD 4/10 - 4/16/2011	APR-2011
22,882	Other	PIC GROUP INC				1,440.96	512100	500014518	GHENT MILLWRIGHT AUX/EMERGENCY WORK FOR THE PERIOD 4/10 - 4/16/2011	APR-2011
22,883	Other	PIC GROUP INC				1,312.80	512100	500014518	GHENT MILLWRIGHT AUX/EMERGENCY WORK FOR THE PERIOD 4/10 - 4/16/2011	APR-2011
22,884	Other	PIC GROUP INC				1,089.35	512100	500014518	GHENT MILLWRIGHT AUX/EMERGENCY WORK FOR THE PERIOD 4/10 - 4/16/2011	APR-2011
22,885	Other	PIC GROUP INC				970.50	512005	500014518	GHENT MILLWRIGHT AUX/EMERGENCY WORK FOR THE PERIOD 4/10 - 4/16/2011	APR-2011

KENTUCKY UTILITIES COMPANY
Case No. 2012- 00221
Analysis of Professional Services Expenses For the Test Year

(A)	(B)	(C)	(D)	(E)	(F)	(G)	(H)	(I)		
Line No.	Type	Vendor	Rate Case	Audit	Other	Total	Account	Invoice	Description	Period
22,886	Other	PIC GROUP INC				967.70	512005	500014518	GHENT MILLWRIGHT AUX/EMERGENCY WORK FOR THE PERIOD 4/10 - 4/16/2011	APR-2011
22,887	Other	PIC GROUP INC				924.00	512005	500014518	GHENT MILLWRIGHT AUX/EMERGENCY WORK FOR THE PERIOD 4/10 - 4/16/2011	APR-2011
22,888	Other	PIC GROUP INC				890.10	512100	500014518	GHENT MILLWRIGHT AUX/EMERGENCY WORK FOR THE PERIOD 4/10 - 4/16/2011	APR-2011
22,889	Other	PIC GROUP INC				596.30	512100	500014518	GHENT MILLWRIGHT AUX/EMERGENCY WORK FOR THE PERIOD 4/10 - 4/16/2011	APR-2011
22,890	Other	PIC GROUP INC				387.00	512100	500014518	GHENT MILLWRIGHT AUX/EMERGENCY WORK FOR THE PERIOD 4/10 - 4/16/2011	APR-2011
22,891	Other	PIC GROUP INC				387.00	512100	500014518	GHENT MILLWRIGHT AUX/EMERGENCY WORK FOR THE PERIOD 4/10 - 4/16/2011	APR-2011
22,892	Other	PIC GROUP INC				387.00	512100	500014518	GHENT MILLWRIGHT AUX/EMERGENCY WORK FOR THE PERIOD 4/10 - 4/16/2011	APR-2011
22,893	Other	PIC GROUP INC				358.38	512100	500014518	GHENT MILLWRIGHT AUX/EMERGENCY WORK FOR THE PERIOD 4/10 - 4/16/2011	APR-2011
22,894	Other	PIC GROUP INC				348.50	512005	500014518	GHENT MILLWRIGHT AUX/EMERGENCY WORK FOR THE PERIOD 4/10 - 4/16/2011	APR-2011
22,895	Other	PIC GROUP INC				345.90	512005	500014518	GHENT MILLWRIGHT AUX/EMERGENCY WORK FOR THE PERIOD 4/10 - 4/16/2011	APR-2011
22,896	Other	PIC GROUP INC				333.15	512100	500014518	GHENT MILLWRIGHT AUX/EMERGENCY WORK FOR THE PERIOD 4/10 - 4/16/2011	APR-2011
22,897	Other	PIC GROUP INC				309.60	512100	500014518	GHENT MILLWRIGHT AUX/EMERGENCY WORK FOR THE PERIOD 4/10 - 4/16/2011	APR-2011
22,898	Other	PIC GROUP INC				273.49	512005	500014518	GHENT MILLWRIGHT AUX/EMERGENCY WORK FOR THE PERIOD 4/10 - 4/16/2011	APR-2011
22,899	Other	PIC GROUP INC				229.80	512005	500014518	GHENT MILLWRIGHT AUX/EMERGENCY WORK FOR THE PERIOD 4/10 - 4/16/2011	APR-2011
22,900	Other	PIC GROUP INC				229.80	512005	500014518	GHENT MILLWRIGHT AUX/EMERGENCY WORK FOR THE PERIOD 4/10 - 4/16/2011	APR-2011
22,901	Other	PIC GROUP INC				77.40	512005	500014518	GHENT MILLWRIGHT AUX/EMERGENCY WORK FOR THE PERIOD 4/10 - 4/16/2011	APR-2011
22,902	Other	PIC GROUP INC				58.05	512005	500014518	GHENT MILLWRIGHT AUX/EMERGENCY WORK FOR THE PERIOD 4/10 - 4/16/2011	APR-2011
22,903	Other	PIC GROUP INC				58.05	512005	500014518	GHENT MILLWRIGHT AUX/EMERGENCY WORK FOR THE PERIOD 4/10 - 4/16/2011	APR-2011
22,904	Other	PIC GROUP INC				58.05	512005	500014518	GHENT MILLWRIGHT AUX/EMERGENCY WORK FOR THE PERIOD 4/10 - 4/16/2011	APR-2011
22,905	Other	PIC GROUP INC				58.05	512005	500014518	GHENT MILLWRIGHT AUX/EMERGENCY WORK FOR THE PERIOD 4/10 - 4/16/2011	APR-2011
22,906	Other	PIC GROUP INC				38.70	512005	500014518	GHENT MILLWRIGHT AUX/EMERGENCY WORK FOR THE PERIOD 4/10 - 4/16/2011	APR-2011
22,907	Other	PIC GROUP INC				59,731.31	512100	500014532	Boiler Punch-list Support In Accordance with Master Agreement # 497246	APR-2011
22,908	Other	PIC GROUP INC				59,027.93	512100	500014533	Labor for Boiler Punch-list Repairs	APR-2011
22,909	Other	PIC GROUP INC				28,929.25	512100	500014534	T/M ALLOWANCE FOR SUPPLEMENTAL LABOR ON UNIT 1 AND UNIT 3 PULVERIZER WORK	MAY-2011
22,910	Other	PIC GROUP INC				8,068.91	512100	500014534	T/M ALLOWANCE FOR SUPPLEMENTAL LABOR ON UNIT 1 AUXILIARY WORK	MAY-2011
22,911	Other	PIC GROUP INC				3,774.56	512100	500014534	T/M ALLOWANCE FOR SUPPLEMENTAL LABOR ON UN3 AUXILIARY WORK	MAY-2011
22,912	Other	PIC GROUP INC				1,929.78	512100	500014546	Boiler Inspection Support In Accordance with Master Agreement # 497246	APR-2011
22,913	Other	PIC GROUP INC				2,556.10	512100	500014547	Labor for Boiler Punch-list Repairs	APR-2011
22,914	Other	PIC GROUP INC				1,520.40	513100	500014632	RESIDENTIAL MAINT 04/18 - 04/23/11	MAY-2011
22,915	Other	PIC GROUP INC				1,379.75	512100	500014632	RESIDENTIAL MAINT 04/18 - 04/23/11	MAY-2011
22,916	Other	PIC GROUP INC				1,134.48	512100	500014632	RESIDENTIAL MAINT 04/18 - 04/23/11	MAY-2011
22,917	Other	PIC GROUP INC				1,039.95	512100	500014632	RESIDENTIAL MAINT 04/18 - 04/23/11	MAY-2011
22,918	Other	PIC GROUP INC				733.26	512017	500014632	RESIDENTIAL MAINT 04/18 - 04/23/11	MAY-2011
22,919	Other	PIC GROUP INC				686.31	512100	500014632	RESIDENTIAL MAINT 04/18 - 04/23/11	MAY-2011
22,920	Other	PIC GROUP INC				661.78	512017	500014632	RESIDENTIAL MAINT 04/18 - 04/23/11	MAY-2011
22,921	Other	PIC GROUP INC				642.88	513100	500014632	RESIDENTIAL MAINT 04/18 - 04/23/11	MAY-2011
22,922	Other	PIC GROUP INC				333.30	512017	500014632	RESIDENTIAL MAINT 04/18 - 04/23/11	MAY-2011
22,923	Other	PIC GROUP INC				321.44	514100	500014632	RESIDENTIAL MAINT 04/18 - 04/23/11	MAY-2011

KENTUCKY UTILITIES COMPANY
Case No. 2012- 00221
Analysis of Professional Services Expenses For the Test Year

(A)	(B)	(C)	(D)	(E)	(F)	(G)	(H)	(I)		
Line No.	Type	Vendor	Rate Case	Audit	Other	Total	Account	Invoice	Description	Period
22,924	Other	PIC GROUP INC				200.90	512100	500014632	RESIDENTIAL MAINT 04/18 - 04/23/11	MAY-2011
22,925	Other	PIC GROUP INC				160.72	512100	500014632	RESIDENTIAL MAINT 04/18 - 04/23/11	MAY-2011
22,926	Other	PIC GROUP INC				160.72	512100	500014632	RESIDENTIAL MAINT 04/18 - 04/23/11	MAY-2011
22,927	Other	PIC GROUP INC				133.32	512017	500014632	RESIDENTIAL MAINT 04/18 - 04/23/11	MAY-2011
22,928	Other	PIC GROUP INC				133.32	512100	500014632	RESIDENTIAL MAINT 04/18 - 04/23/11	MAY-2011
22,929	Other	PIC GROUP INC				127.87	512100	500014632	RESIDENTIAL MAINT 04/18 - 04/23/11	MAY-2011
22,930	Other	PIC GROUP INC				66.66	512100	500014632	RESIDENTIAL MAINT 04/18 - 04/23/11	MAY-2011
22,931	Other	PIC GROUP INC				66.66	512100	500014632	RESIDENTIAL MAINT 04/18 - 04/23/11	MAY-2011
22,932	Other	PIC GROUP INC				66.66	512100	500014632	RESIDENTIAL MAINT 04/18 - 04/23/11	MAY-2011
22,933	Other	PIC GROUP INC				66.65	512100	500014632	RESIDENTIAL MAINT 04/18 - 04/23/11	MAY-2011
22,934	Other	PIC GROUP INC				4,514.89	512100	500014633	GHENT INSIDE MAINTENANCE FOR THE PERIOD 4/17 THRU 4/23/11	MAY-2011
22,935	Other	PIC GROUP INC				1,706.36	512100	500014633	GHENT INSIDE MAINTENANCE FOR THE PERIOD 4/17 THRU 4/23/11	MAY-2011
22,936	Other	PIC GROUP INC				1,542.02	512100	500014633	GHENT INSIDE MAINTENANCE FOR THE PERIOD 4/17 THRU 4/23/11	MAY-2011
22,937	Other	PIC GROUP INC				850.86	512100	500014633	GHENT INSIDE MAINTENANCE FOR THE PERIOD 4/17 THRU 4/23/11	MAY-2011
22,938	Other	PIC GROUP INC				817.51	512100	500014633	GHENT INSIDE MAINTENANCE FOR THE PERIOD 4/17 THRU 4/23/11	MAY-2011
22,939	Other	PIC GROUP INC				599.94	512100	500014633	GHENT INSIDE MAINTENANCE FOR THE PERIOD 4/17 THRU 4/23/11	MAY-2011
22,940	Other	PIC GROUP INC				567.24	511100	500014633	GHENT INSIDE MAINTENANCE FOR THE PERIOD 4/17 THRU 4/23/11	MAY-2011
22,941	Other	PIC GROUP INC				316.64	512100	500014633	GHENT INSIDE MAINTENANCE FOR THE PERIOD 4/17 THRU 4/23/11	MAY-2011
22,942	Other	PIC GROUP INC				283.62	512017	500014633	GHENT INSIDE MAINTENANCE FOR THE PERIOD 4/17 THRU 4/23/11	MAY-2011
22,943	Other	PIC GROUP INC				283.62	513100	500014633	GHENT INSIDE MAINTENANCE FOR THE PERIOD 4/17 THRU 4/23/11	MAY-2011
22,944	Other	PIC GROUP INC				277.86	512100	500014633	GHENT INSIDE MAINTENANCE FOR THE PERIOD 4/17 THRU 4/23/11	MAY-2011
22,945	Other	PIC GROUP INC				236.35	512100	500014633	GHENT INSIDE MAINTENANCE FOR THE PERIOD 4/17 THRU 4/23/11	MAY-2011
22,946	Other	PIC GROUP INC				199.98	512100	500014633	GHENT INSIDE MAINTENANCE FOR THE PERIOD 4/17 THRU 4/23/11	MAY-2011
22,947	Other	PIC GROUP INC				189.02	512100	500014633	GHENT INSIDE MAINTENANCE FOR THE PERIOD 4/17 THRU 4/23/11	MAY-2011
22,948	Other	PIC GROUP INC				133.32	512100	500014633	GHENT INSIDE MAINTENANCE FOR THE PERIOD 4/17 THRU 4/23/11	MAY-2011
22,949	Other	PIC GROUP INC				47.27	511100	500014633	GHENT INSIDE MAINTENANCE FOR THE PERIOD 4/17 THRU 4/23/11	MAY-2011
22,950	Other	PIC GROUP INC				33.33	512100	500014633	GHENT INSIDE MAINTENANCE FOR THE PERIOD 4/17 THRU 4/23/11	MAY-2011
22,951	Other	PIC GROUP INC				33.33	512100	500014633	GHENT INSIDE MAINTENANCE FOR THE PERIOD 4/17 THRU 4/23/11	MAY-2011
22,952	Other	PIC GROUP INC				33.33	513100	500014633	GHENT INSIDE MAINTENANCE FOR THE PERIOD 4/17 THRU 4/23/11	MAY-2011
22,953	Other	PIC GROUP INC				33.33	513100	500014633	GHENT INSIDE MAINTENANCE FOR THE PERIOD 4/17 THRU 4/23/11	MAY-2011
22,954	Other	PIC GROUP INC				23.64	512017	500014633	GHENT INSIDE MAINTENANCE FOR THE PERIOD 4/17 THRU 4/23/11	MAY-2011
22,955	Other	PIC GROUP INC				23.64	512017	500014633	GHENT INSIDE MAINTENANCE FOR THE PERIOD 4/17 THRU 4/23/11	MAY-2011
22,956	Other	PIC GROUP INC				23.64	513100	500014633	GHENT INSIDE MAINTENANCE FOR THE PERIOD 4/17 THRU 4/23/11	MAY-2011
22,957	Other	PIC GROUP INC				23.64	513100	500014633	GHENT INSIDE MAINTENANCE FOR THE PERIOD 4/17 THRU 4/23/11	MAY-2011
22,958	Other	PIC GROUP INC				23.64	513100	500014633	GHENT INSIDE MAINTENANCE FOR THE PERIOD 4/17 THRU 4/23/11	MAY-2011
22,959	Other	PIC GROUP INC				23.64	513100	500014633	GHENT INSIDE MAINTENANCE FOR THE PERIOD 4/17 THRU 4/23/11	MAY-2011
22,960	Other	PIC GROUP INC				16.67	513100	500014633	GHENT INSIDE MAINTENANCE FOR THE PERIOD 4/17 THRU 4/23/11	MAY-2011
22,961	Other	PIC GROUP INC				16.67	513100	500014633	GHENT INSIDE MAINTENANCE FOR THE PERIOD 4/17 THRU 4/23/11	MAY-2011
22,962	Other	PIC GROUP INC				1,900.43	512100	500014634	GHENT OUTSIDE MAINTENANCE FOR THE PERIOD 4/17 THRU 4/23/11	MAY-2011
22,963	Other	PIC GROUP INC				1,076.60	512100	500014634	GHENT OUTSIDE MAINTENANCE FOR THE PERIOD 4/17 THRU 4/23/11	MAY-2011
22,964	Other	PIC GROUP INC				833.25	512100	500014634	GHENT OUTSIDE MAINTENANCE FOR THE PERIOD 4/17 THRU 4/23/11	MAY-2011
22,965	Other	PIC GROUP INC				633.27	512100	500014634	GHENT OUTSIDE MAINTENANCE FOR THE PERIOD 4/17 THRU 4/23/11	MAY-2011
22,966	Other	PIC GROUP INC				567.24	512100	500014634	GHENT OUTSIDE MAINTENANCE FOR THE PERIOD 4/17 THRU 4/23/11	MAY-2011
22,967	Other	PIC GROUP INC				483.29	512100	500014634	GHENT OUTSIDE MAINTENANCE FOR THE PERIOD 4/17 THRU 4/23/11	MAY-2011
22,968	Other	PIC GROUP INC				378.16	512100	500014634	GHENT OUTSIDE MAINTENANCE FOR THE PERIOD 4/17 THRU 4/23/11	MAY-2011
22,969	Other	PIC GROUP INC				346.05	512100	500014634	GHENT OUTSIDE MAINTENANCE FOR THE PERIOD 4/17 THRU 4/23/11	MAY-2011
22,970	Other	PIC GROUP INC				343.31	512100	500014634	GHENT OUTSIDE MAINTENANCE FOR THE PERIOD 4/17 THRU 4/23/11	MAY-2011
22,971	Other	PIC GROUP INC				316.64	512100	500014634	GHENT OUTSIDE MAINTENANCE FOR THE PERIOD 4/17 THRU 4/23/11	MAY-2011
22,972	Other	PIC GROUP INC				299.97	512100	500014634	GHENT OUTSIDE MAINTENANCE FOR THE PERIOD 4/17 THRU 4/23/11	MAY-2011
22,973	Other	PIC GROUP INC				266.64	512100	500014634	GHENT OUTSIDE MAINTENANCE FOR THE PERIOD 4/17 THRU 4/23/11	MAY-2011
22,974	Other	PIC GROUP INC				257.16	512100	500014634	GHENT OUTSIDE MAINTENANCE FOR THE PERIOD 4/17 THRU 4/23/11	MAY-2011
22,975	Other	PIC GROUP INC				233.31	512005	500014634	GHENT OUTSIDE MAINTENANCE FOR THE PERIOD 4/17 THRU 4/23/11	MAY-2011
22,976	Other	PIC GROUP INC				83.33	512005	500014634	GHENT OUTSIDE MAINTENANCE FOR THE PERIOD 4/17 THRU 4/23/11	MAY-2011
22,977	Other	PIC GROUP INC				66.66	512017	500014634	GHENT OUTSIDE MAINTENANCE FOR THE PERIOD 4/17 THRU 4/23/11	MAY-2011
22,978	Other	PIC GROUP INC				66.66	512100	500014634	GHENT OUTSIDE MAINTENANCE FOR THE PERIOD 4/17 THRU 4/23/11	MAY-2011
22,979	Other	PIC GROUP INC				66.66	512100	500014634	GHENT OUTSIDE MAINTENANCE FOR THE PERIOD 4/17 THRU 4/23/11	MAY-2011
22,980	Other	PIC GROUP INC				66.66	512100	500014634	GHENT OUTSIDE MAINTENANCE FOR THE PERIOD 4/17 THRU 4/23/11	MAY-2011
22,981	Other	PIC GROUP INC				66.66	512100	500014634	GHENT OUTSIDE MAINTENANCE FOR THE PERIOD 4/17 THRU 4/23/11	MAY-2011
22,982	Other	PIC GROUP INC				66.66	512100	500014634	GHENT OUTSIDE MAINTENANCE FOR THE PERIOD 4/17 THRU 4/23/11	MAY-2011
22,983	Other	PIC GROUP INC				66.66	512100	500014634	GHENT OUTSIDE MAINTENANCE FOR THE PERIOD 4/17 THRU 4/23/11	MAY-2011

KENTUCKY UTILITIES COMPANY
Case No. 2012- 00221
Analysis of Professional Services Expenses For the Test Year

(A)	(B)	(C)	(D)	(E)	(F)	(G)	(H)	(I)		
Line No.	Type	Vendor	Rate Case	Audit	Other	Total	Account	Invoice	Description	Period
22,984	Other	PIC GROUP INC				66.66	512100	500014634	GHENT OUTSIDE MAINTENANCE FOR THE PERIOD 4/17 THRU 4/23/11	MAY-2011
22,985	Other	PIC GROUP INC				66.66	512100	500014634	GHENT OUTSIDE MAINTENANCE FOR THE PERIOD 4/17 THRU 4/23/11	MAY-2011
22,986	Other	PIC GROUP INC				66.66	512100	500014634	GHENT OUTSIDE MAINTENANCE FOR THE PERIOD 4/17 THRU 4/23/11	MAY-2011
22,987	Other	PIC GROUP INC				66.66	512100	500014634	GHENT OUTSIDE MAINTENANCE FOR THE PERIOD 4/17 THRU 4/23/11	MAY-2011
22,988	Other	PIC GROUP INC				33.33	514100	500014634	GHENT OUTSIDE MAINTENANCE FOR THE PERIOD 4/17 THRU 4/23/11	MAY-2011
22,989	Other	PIC GROUP INC				7,422.83	512100	500014635	PAYMENT OF INVOICE #500014635--GHENT MILLWRIGHTS FOR THE BILLING PERIOD 4/17 THRU 4/23/11	MAY-2011
22,990	Other	PIC GROUP INC				4,166.95	512100	500014635	PAYMENT OF INVOICE #500014635--GHENT MILLWRIGHTS FOR THE BILLING PERIOD 4/17 THRU 4/23/11	MAY-2011
22,991	Other	PIC GROUP INC				3,078.51	512100	500014635	PAYMENT OF INVOICE #500014635--GHENT MILLWRIGHTS FOR THE BILLING PERIOD 4/17 THRU 4/23/11	MAY-2011
22,992	Other	PIC GROUP INC				1,999.70	512100	500014635	PAYMENT OF INVOICE #500014635--GHENT MILLWRIGHTS FOR THE BILLING PERIOD 4/17 THRU 4/23/11	MAY-2011
22,993	Other	PIC GROUP INC				1,807.63	512100	500014635	PAYMENT OF INVOICE #500014635--GHENT MILLWRIGHTS FOR THE BILLING PERIOD 4/17 THRU 4/23/11	MAY-2011
22,994	Other	PIC GROUP INC				1,674.30	512100	500014635	PAYMENT OF INVOICE #500014635--GHENT MILLWRIGHTS FOR THE BILLING PERIOD 4/17 THRU 4/23/11	MAY-2011
22,995	Other	PIC GROUP INC				999.90	512100	500014635	PAYMENT OF INVOICE #500014635--GHENT MILLWRIGHTS FOR THE BILLING PERIOD 4/17 THRU 4/23/11	MAY-2011
22,996	Other	PIC GROUP INC				796.01	512100	500014635	PAYMENT OF INVOICE #500014635--GHENT MILLWRIGHTS FOR THE BILLING PERIOD 4/17 THRU 4/23/11	MAY-2011
22,997	Other	PIC GROUP INC				403.00	512100	500014635	PAYMENT OF INVOICE #500014635--GHENT MILLWRIGHTS FOR THE BILLING PERIOD 4/17 THRU 4/23/11	MAY-2011
22,998	Other	PIC GROUP INC				403.00	512100	500014635	PAYMENT OF INVOICE #500014635--GHENT MILLWRIGHTS FOR THE BILLING PERIOD 4/17 THRU 4/23/11	MAY-2011
22,999	Other	PIC GROUP INC				354.21	512100	500014635	PAYMENT OF INVOICE #500014635--GHENT MILLWRIGHTS FOR THE BILLING PERIOD 4/17 THRU 4/23/11	MAY-2011
23,000	Other	PIC GROUP INC				166.65	512100	500014635	PAYMENT OF INVOICE #500014635--GHENT MILLWRIGHTS FOR THE BILLING PERIOD 4/17 THRU 4/23/11	MAY-2011
23,001	Other	PIC GROUP INC				143.56	512017	500014635	PAYMENT OF INVOICE #500014635--GHENT MILLWRIGHTS FOR THE BILLING PERIOD 4/17 THRU 4/23/11	MAY-2011
23,002	Other	PIC GROUP INC				1,005.94	512017	500014639	MAINTENANCE 04/18 - 04/23/11	MAY-2011
23,003	Other	PIC GROUP INC				967.25	512100	500014639	MAINTENANCE 04/18 - 04/23/11	MAY-2011
23,004	Other	PIC GROUP INC				749.99	512100	500014639	MAINTENANCE 04/18 - 04/23/11	MAY-2011
23,005	Other	PIC GROUP INC				700.43	512017	500014639	MAINTENANCE 04/18 - 04/23/11	MAY-2011
23,006	Other	PIC GROUP INC				683.75	512100	500014639	MAINTENANCE 04/18 - 04/23/11	MAY-2011
23,007	Other	PIC GROUP INC				437.60	512100	500014639	MAINTENANCE 04/18 - 04/23/11	MAY-2011
23,008	Other	PIC GROUP INC				251.49	513100	500014639	MAINTENANCE 04/18 - 04/23/11	MAY-2011
23,009	Other	PIC GROUP INC				232.14	512100	500014639	MAINTENANCE 04/18 - 04/23/11	MAY-2011
23,010	Other	PIC GROUP INC				193.45	512100	500014639	MAINTENANCE 04/18 - 04/23/11	MAY-2011
23,011	Other	PIC GROUP INC				154.76	512100	500014639	MAINTENANCE 04/18 - 04/23/11	MAY-2011
23,012	Other	PIC GROUP INC				109.40	512100	500014639	MAINTENANCE 04/18 - 04/23/11	MAY-2011
23,013	Other	PIC GROUP INC				109.40	512100	500014639	MAINTENANCE 04/18 - 04/23/11	MAY-2011
23,014	Other	PIC GROUP INC				54.70	513100	500014639	MAINTENANCE 04/18 - 04/23/11	MAY-2011
23,015	Other	PIC GROUP INC				4,928.20	512005	500014640	PAYMENT OF INVOICE #500014640--GHENT MILLWRIGHTS FOR THE BILLING PERIOD 4/17 THRU 4/23/11 (AUX CREW)	MAY-2011
23,016	Other	PIC GROUP INC				3,085.47	512100	500014640	PAYMENT OF INVOICE #500014640--GHENT MILLWRIGHTS FOR THE BILLING PERIOD 4/17 THRU 4/23/11 (AUX CREW)	MAY-2011
23,017	Other	PIC GROUP INC				2,305.60	512100	500014640	PAYMENT OF INVOICE #500014640--GHENT MILLWRIGHTS FOR THE BILLING PERIOD 4/17 THRU 4/23/11 (AUX CREW)	MAY-2011
23,018	Other	PIC GROUP INC				1,918.60	512100	500014640	PAYMENT OF INVOICE #500014640--GHENT MILLWRIGHTS FOR THE BILLING PERIOD 4/17 THRU 4/23/11 (AUX CREW)	MAY-2011
23,019	Other	PIC GROUP INC				1,308.60	512100	500014640	PAYMENT OF INVOICE #500014640--GHENT MILLWRIGHTS FOR THE BILLING PERIOD 4/17 THRU 4/23/11 (AUX CREW)	MAY-2011
23,020	Other	PIC GROUP INC				1,301.90	512005	500014640	PAYMENT OF INVOICE #500014640--GHENT MILLWRIGHTS FOR THE BILLING PERIOD 4/17 THRU 4/23/11 (AUX CREW)	MAY-2011
23,021	Other	PIC GROUP INC				1,138.10	512100	500014640	PAYMENT OF INVOICE #500014640--GHENT MILLWRIGHTS FOR THE BILLING PERIOD 4/17 THRU 4/23/11 (AUX CREW)	MAY-2011
23,022	Other	PIC GROUP INC				819.10	512100	500014640	PAYMENT OF INVOICE #500014640--GHENT MILLWRIGHTS FOR THE BILLING PERIOD 4/17 THRU 4/23/11 (AUX CREW)	MAY-2011

KENTUCKY UTILITIES COMPANY
Case No. 2012- 00221
Analysis of Professional Services Expenses For the Test Year

(A)	(B)	(C)	(D)	(E)	(F)	(G)	(H)	(I)		
Line No.	Type	Vendor	Rate Case	Audit	Other	Total	Account	Invoice	Description	Period
23,023	Other	PIC GROUP INC				673.70	512100	500014640	PAYMENT OF INVOICE #500014640--GHENT MILLWRIGHTS FOR THE BILLING PERIOD 4/17 THRU 4/23/11 (AUX CREW)	MAY-2011
23,024	Other	PIC GROUP INC				512.60	512005	500014640	PAYMENT OF INVOICE #500014640--GHENT MILLWRIGHTS FOR THE BILLING PERIOD 4/17 THRU 4/23/11 (AUX CREW)	MAY-2011
23,025	Other	PIC GROUP INC				442.65	512100	500014640	PAYMENT OF INVOICE #500014640--GHENT MILLWRIGHTS FOR THE BILLING PERIOD 4/17 THRU 4/23/11 (AUX CREW)	MAY-2011
23,026	Other	PIC GROUP INC				395.00	512100	500014640	PAYMENT OF INVOICE #500014640--GHENT MILLWRIGHTS FOR THE BILLING PERIOD 4/17 THRU 4/23/11 (AUX CREW)	MAY-2011
23,027	Other	PIC GROUP INC				387.00	512100	500014640	PAYMENT OF INVOICE #500014640--GHENT MILLWRIGHTS FOR THE BILLING PERIOD 4/17 THRU 4/23/11 (AUX CREW)	MAY-2011
23,028	Other	PIC GROUP INC				387.00	512100	500014640	PAYMENT OF INVOICE #500014640--GHENT MILLWRIGHTS FOR THE BILLING PERIOD 4/17 THRU 4/23/11 (AUX CREW)	MAY-2011
23,029	Other	PIC GROUP INC				384.60	512005	500014640	PAYMENT OF INVOICE #500014640--GHENT MILLWRIGHTS FOR THE BILLING PERIOD 4/17 THRU 4/23/11 (AUX CREW)	MAY-2011
23,030	Other	PIC GROUP INC				380.30	512005	500014640	PAYMENT OF INVOICE #500014640--GHENT MILLWRIGHTS FOR THE BILLING PERIOD 4/17 THRU 4/23/11 (AUX CREW)	MAY-2011
23,031	Other	PIC GROUP INC				348.30	512100	500014640	PAYMENT OF INVOICE #500014640--GHENT MILLWRIGHTS FOR THE BILLING PERIOD 4/17 THRU 4/23/11 (AUX CREW)	MAY-2011
23,032	Other	PIC GROUP INC				270.90	512005	500014640	PAYMENT OF INVOICE #500014640--GHENT MILLWRIGHTS FOR THE BILLING PERIOD 4/17 THRU 4/23/11 (AUX CREW)	MAY-2011
23,033	Other	PIC GROUP INC				218.80	512005	500014640	PAYMENT OF INVOICE #500014640--GHENT MILLWRIGHTS FOR THE BILLING PERIOD 4/17 THRU 4/23/11 (AUX CREW)	MAY-2011
23,034	Other	PIC GROUP INC				217.50	512100	500014640	PAYMENT OF INVOICE #500014640--GHENT MILLWRIGHTS FOR THE BILLING PERIOD 4/17 THRU 4/23/11 (AUX CREW)	MAY-2011
23,035	Other	PIC GROUP INC				193.50	512100	500014640	PAYMENT OF INVOICE #500014640--GHENT MILLWRIGHTS FOR THE BILLING PERIOD 4/17 THRU 4/23/11 (AUX CREW)	MAY-2011
23,036	Other	PIC GROUP INC				152.40	512005	500014640	PAYMENT OF INVOICE #500014640--GHENT MILLWRIGHTS FOR THE BILLING PERIOD 4/17 THRU 4/23/11 (AUX CREW)	MAY-2011
23,037	Other	PIC GROUP INC				143.35	512100	500014640	PAYMENT OF INVOICE #500014640--GHENT MILLWRIGHTS FOR THE BILLING PERIOD 4/17 THRU 4/23/11 (AUX CREW)	MAY-2011
23,038	Other	PIC GROUP INC				116.10	512005	500014640	PAYMENT OF INVOICE #500014640--GHENT MILLWRIGHTS FOR THE BILLING PERIOD 4/17 THRU 4/23/11 (AUX CREW)	MAY-2011
23,039	Other	PIC GROUP INC				116.10	512005	500014640	PAYMENT OF INVOICE #500014640--GHENT MILLWRIGHTS FOR THE BILLING PERIOD 4/17 THRU 4/23/11 (AUX CREW)	MAY-2011
23,040	Other	PIC GROUP INC				77.40	512005	500014640	PAYMENT OF INVOICE #500014640--GHENT MILLWRIGHTS FOR THE BILLING PERIOD 4/17 THRU 4/23/11 (AUX CREW)	MAY-2011
23,041	Other	PIC GROUP INC				77.40	512005	500014640	PAYMENT OF INVOICE #500014640--GHENT MILLWRIGHTS FOR THE BILLING PERIOD 4/17 THRU 4/23/11 (AUX CREW)	MAY-2011
23,042	Other	PIC GROUP INC				77.40	512017	500014640	PAYMENT OF INVOICE #500014640--GHENT MILLWRIGHTS FOR THE BILLING PERIOD 4/17 THRU 4/23/11 (AUX CREW)	MAY-2011
23,043	Other	PIC GROUP INC				52,755.73	512100	500014651	Labor for Boiler Punch-list Repairs	MAY-2011
23,044	Other	PIC GROUP INC				28,499.45	512100	500014651	Labor for Boiler Inspection Support	MAY-2011
23,045	Other	PIC GROUP INC				7,950.89	512100	500014652	T/M ALLOWANCE FOR SUPPLEMENTAL LABOR ON UNIT 1 AND UNIT 3 PULVERIZER WORK	MAY-2011
23,046	Other	PIC GROUP INC				93,875.28	512100	500014663	Milestone 2 - Outage work completion monthly progress billing	MAY-2011
23,047	Other	PIC GROUP INC				5,000.00	512100	500014663	Milestone 1 - Completion of prejob safety harzard analysis	MAY-2011
23,048	Other	PIC GROUP INC				5,000.00	512100	500014663	Milestone 3 - Completion of post job safety audit closure prior to demobilization.	MAY-2011
23,049	Other	PIC GROUP INC				3,740.72	512100	500014663	Milestone 2 - Outage work completion monthly progress billing	MAY-2011
23,050	Other	PIC GROUP INC				16,000.00	512100	500014664	Contingency for change order work as authorized by KU	MAY-2011
23,051	Other	PIC GROUP INC				17,248.68	512100	500014665	Milestone 2 - Outage work completion monthly progress billing	MAY-2011
23,052	Other	PIC GROUP INC				687.32	512100	500014665	Milestone 2 - Outage work completion monthly progress billing	MAY-2011
23,053	Other	PIC GROUP INC				1,538.88	512100	500014756	RESIDENTIAL MAINTENANCE 04/25 - 04/30/11	MAY-2011
23,054	Other	PIC GROUP INC				834.17	511100	500014756	RESIDENTIAL MAINTENANCE 04/25 - 04/30/11	MAY-2011
23,055	Other	PIC GROUP INC				628.26	512005	500014756	RESIDENTIAL MAINTENANCE 04/25 - 04/30/11	MAY-2011
23,056	Other	PIC GROUP INC				499.95	512005	500014756	RESIDENTIAL MAINTENANCE 04/25 - 04/30/11	MAY-2011
23,057	Other	PIC GROUP INC				361.62	512100	500014756	RESIDENTIAL MAINTENANCE 04/25 - 04/30/11	MAY-2011
23,058	Other	PIC GROUP INC				320.88	512100	500014756	RESIDENTIAL MAINTENANCE 04/25 - 04/30/11	MAY-2011
23,059	Other	PIC GROUP INC				189.08	511100	500014756	RESIDENTIAL MAINTENANCE 04/25 - 04/30/11	MAY-2011
23,060	Other	PIC GROUP INC				166.65	513100	500014756	RESIDENTIAL MAINTENANCE 04/25 - 04/30/11	MAY-2011
23,061	Other	PIC GROUP INC				147.02	512017	500014756	RESIDENTIAL MAINTENANCE 04/25 - 04/30/11	MAY-2011

KENTUCKY UTILITIES COMPANY
Case No. 2012- 00221
Analysis of Professional Services Expenses For the Test Year

(A)	(B)	(C)	(D)	(E)	(F)	(G)	(H)	(I)		
Line No.	Type	Vendor	Rate Case	Audit	Other	Total	Account	Invoice	Description	Period
23,062	Other	PIC GROUP INC				147.02	512017	500014756	RESIDENTIAL MAINTENANCE 04/25 - 04/30/11	MAY-2011
23,063	Other	PIC GROUP INC				133.32	512005	500014756	RESIDENTIAL MAINTENANCE 04/25 - 04/30/11	MAY-2011
23,064	Other	PIC GROUP INC				133.32	512005	500014756	RESIDENTIAL MAINTENANCE 04/25 - 04/30/11	MAY-2011
23,065	Other	PIC GROUP INC				133.32	513100	500014756	RESIDENTIAL MAINTENANCE 04/25 - 04/30/11	MAY-2011
23,066	Other	PIC GROUP INC				113.93	512100	500014756	RESIDENTIAL MAINTENANCE 04/25 - 04/30/11	MAY-2011
23,067	Other	PIC GROUP INC				99.99	512017	500014756	RESIDENTIAL MAINTENANCE 04/25 - 04/30/11	MAY-2011
23,068	Other	PIC GROUP INC				94.54	511100	500014756	RESIDENTIAL MAINTENANCE 04/25 - 04/30/11	MAY-2011
23,069	Other	PIC GROUP INC				66.66	512100	500014756	RESIDENTIAL MAINTENANCE 04/25 - 04/30/11	MAY-2011
23,070	Other	PIC GROUP INC				66.66	512100	500014756	RESIDENTIAL MAINTENANCE 04/25 - 04/30/11	MAY-2011
23,071	Other	PIC GROUP INC				66.66	512100	500014756	RESIDENTIAL MAINTENANCE 04/25 - 04/30/11	MAY-2011
23,072	Other	PIC GROUP INC				66.66	512100	500014756	RESIDENTIAL MAINTENANCE 04/25 - 04/30/11	MAY-2011
23,073	Other	PIC GROUP INC				66.66	513100	500014756	RESIDENTIAL MAINTENANCE 04/25 - 04/30/11	MAY-2011
23,074	Other	PIC GROUP INC				66.65	512005	500014756	RESIDENTIAL MAINTENANCE 04/25 - 04/30/11	MAY-2011
23,075	Other	PIC GROUP INC				47.27	511100	500014756	RESIDENTIAL MAINTENANCE 04/25 - 04/30/11	MAY-2011
23,076	Other	PIC GROUP INC				47.27	513100	500014756	RESIDENTIAL MAINTENANCE 04/25 - 04/30/11	MAY-2011
23,077	Other	PIC GROUP INC				40.18	512100	500014756	RESIDENTIAL MAINTENANCE 04/25 - 04/30/11	MAY-2011
23,078	Other	PIC GROUP INC				40.18	512100	500014756	RESIDENTIAL MAINTENANCE 04/25 - 04/30/11	MAY-2011
23,079	Other	PIC GROUP INC				40.18	512100	500014756	RESIDENTIAL MAINTENANCE 04/25 - 04/30/11	MAY-2011
23,080	Other	PIC GROUP INC				40.18	512100	500014756	RESIDENTIAL MAINTENANCE 04/25 - 04/30/11	MAY-2011
23,081	Other	PIC GROUP INC				33.33	512017	500014756	RESIDENTIAL MAINTENANCE 04/25 - 04/30/11	MAY-2011
23,082	Other	PIC GROUP INC				33.33	512017	500014756	RESIDENTIAL MAINTENANCE 04/25 - 04/30/11	MAY-2011
23,083	Other	PIC GROUP INC				33.33	512100	500014756	RESIDENTIAL MAINTENANCE 04/25 - 04/30/11	MAY-2011
23,084	Other	PIC GROUP INC				33.33	512100	500014756	RESIDENTIAL MAINTENANCE 04/25 - 04/30/11	MAY-2011
23,085	Other	PIC GROUP INC				33.33	512100	500014756	RESIDENTIAL MAINTENANCE 04/25 - 04/30/11	MAY-2011
23,086	Other	PIC GROUP INC				33.33	512100	500014756	RESIDENTIAL MAINTENANCE 04/25 - 04/30/11	MAY-2011
23,087	Other	PIC GROUP INC				33.33	512100	500014756	RESIDENTIAL MAINTENANCE 04/25 - 04/30/11	MAY-2011
23,088	Other	PIC GROUP INC				33.33	513100	500014756	RESIDENTIAL MAINTENANCE 04/25 - 04/30/11	MAY-2011
23,089	Other	PIC GROUP INC				5,514.99	512100	500014757	GHENT INSIDE MAINTENANCE FOR THE PERIOD 4/24 THRU 4/30/11	MAY-2011
23,090	Other	PIC GROUP INC				4,086.01	512100	500014757	GHENT INSIDE MAINTENANCE FOR THE PERIOD 4/24 THRU 4/30/11	MAY-2011
23,091	Other	PIC GROUP INC				601.78	512100	500014757	GHENT INSIDE MAINTENANCE FOR THE PERIOD 4/24 THRU 4/30/11	MAY-2011
23,092	Other	PIC GROUP INC				583.28	511100	500014757	GHENT INSIDE MAINTENANCE FOR THE PERIOD 4/24 THRU 4/30/11	MAY-2011
23,093	Other	PIC GROUP INC				519.97	512100	500014757	GHENT INSIDE MAINTENANCE FOR THE PERIOD 4/24 THRU 4/30/11	MAY-2011
23,094	Other	PIC GROUP INC				366.63	513100	500014757	GHENT INSIDE MAINTENANCE FOR THE PERIOD 4/24 THRU 4/30/11	MAY-2011
23,095	Other	PIC GROUP INC				333.30	511100	500014757	GHENT INSIDE MAINTENANCE FOR THE PERIOD 4/24 THRU 4/30/11	MAY-2011
23,096	Other	PIC GROUP INC				233.31	512100	500014757	GHENT INSIDE MAINTENANCE FOR THE PERIOD 4/24 THRU 4/30/11	MAY-2011
23,097	Other	PIC GROUP INC				233.31	512100	500014757	GHENT INSIDE MAINTENANCE FOR THE PERIOD 4/24 THRU 4/30/11	MAY-2011
23,098	Other	PIC GROUP INC				199.98	512100	500014757	GHENT INSIDE MAINTENANCE FOR THE PERIOD 4/24 THRU 4/30/11	MAY-2011
23,099	Other	PIC GROUP INC				166.65	512100	500014757	GHENT INSIDE MAINTENANCE FOR THE PERIOD 4/24 THRU 4/30/11	MAY-2011
23,100	Other	PIC GROUP INC				133.32	512100	500014757	GHENT INSIDE MAINTENANCE FOR THE PERIOD 4/24 THRU 4/30/11	MAY-2011
23,101	Other	PIC GROUP INC				133.32	512100	500014757	GHENT INSIDE MAINTENANCE FOR THE PERIOD 4/24 THRU 4/30/11	MAY-2011
23,102	Other	PIC GROUP INC				94.54	513100	500014757	GHENT INSIDE MAINTENANCE FOR THE PERIOD 4/24 THRU 4/30/11	MAY-2011
23,103	Other	PIC GROUP INC				70.91	512100	500014757	GHENT INSIDE MAINTENANCE FOR THE PERIOD 4/24 THRU 4/30/11	MAY-2011
23,104	Other	PIC GROUP INC				66.66	512100	500014757	GHENT INSIDE MAINTENANCE FOR THE PERIOD 4/24 THRU 4/30/11	MAY-2011
23,105	Other	PIC GROUP INC				66.66	512100	500014757	GHENT INSIDE MAINTENANCE FOR THE PERIOD 4/24 THRU 4/30/11	MAY-2011
23,106	Other	PIC GROUP INC				66.66	513100	500014757	GHENT INSIDE MAINTENANCE FOR THE PERIOD 4/24 THRU 4/30/11	MAY-2011
23,107	Other	PIC GROUP INC				66.66	513100	500014757	GHENT INSIDE MAINTENANCE FOR THE PERIOD 4/24 THRU 4/30/11	MAY-2011
23,108	Other	PIC GROUP INC				47.27	511100	500014757	GHENT INSIDE MAINTENANCE FOR THE PERIOD 4/24 THRU 4/30/11	MAY-2011
23,109	Other	PIC GROUP INC				47.27	512100	500014757	GHENT INSIDE MAINTENANCE FOR THE PERIOD 4/24 THRU 4/30/11	MAY-2011
23,110	Other	PIC GROUP INC				47.27	512100	500014757	GHENT INSIDE MAINTENANCE FOR THE PERIOD 4/24 THRU 4/30/11	MAY-2011
23,111	Other	PIC GROUP INC				33.33	513100	500014757	GHENT INSIDE MAINTENANCE FOR THE PERIOD 4/24 THRU 4/30/11	MAY-2011
23,112	Other	PIC GROUP INC				33.33	513100	500014757	GHENT INSIDE MAINTENANCE FOR THE PERIOD 4/24 THRU 4/30/11	MAY-2011
23,113	Other	PIC GROUP INC				23.64	511100	500014757	GHENT INSIDE MAINTENANCE FOR THE PERIOD 4/24 THRU 4/30/11	MAY-2011
23,114	Other	PIC GROUP INC				23.64	512100	500014757	GHENT INSIDE MAINTENANCE FOR THE PERIOD 4/24 THRU 4/30/11	MAY-2011
23,115	Other	PIC GROUP INC				23.64	512100	500014757	GHENT INSIDE MAINTENANCE FOR THE PERIOD 4/24 THRU 4/30/11	MAY-2011
23,116	Other	PIC GROUP INC				23.64	512100	500014757	GHENT INSIDE MAINTENANCE FOR THE PERIOD 4/24 THRU 4/30/11	MAY-2011
23,117	Other	PIC GROUP INC				23.64	513100	500014757	GHENT INSIDE MAINTENANCE FOR THE PERIOD 4/24 THRU 4/30/11	MAY-2011
23,118	Other	PIC GROUP INC				23.64	513100	500014757	GHENT INSIDE MAINTENANCE FOR THE PERIOD 4/24 THRU 4/30/11	MAY-2011
23,119	Other	PIC GROUP INC				23.64	513100	500014757	GHENT INSIDE MAINTENANCE FOR THE PERIOD 4/24 THRU 4/30/11	MAY-2011
23,120	Other	PIC GROUP INC				16.67	513100	500014757	GHENT INSIDE MAINTENANCE FOR THE PERIOD 4/24 THRU 4/30/11	MAY-2011
23,121	Other	PIC GROUP INC				16.67	513100	500014757	GHENT INSIDE MAINTENANCE FOR THE PERIOD 4/24 THRU 4/30/11	MAY-2011

KENTUCKY UTILITIES COMPANY
Case No. 2012- 00221
Analysis of Professional Services Expenses For the Test Year

(A)	(B)	(C)	(D)	(E)	(F)	(G)	(H)	(I)		
Line No.	Type	Vendor	Rate Case	Audit	Other	Total	Account	Invoice	Description	Period
23,122	Other	PIC GROUP INC				16.67	513100	500014757	GHENT INSIDE MAINTENANCE FOR THE PERIOD 4/24 THRU 4/30/11	MAY-2011
23,123	Other	PIC GROUP INC				16.67	513100	500014757	GHENT INSIDE MAINTENANCE FOR THE PERIOD 4/24 THRU 4/30/11	MAY-2011
23,124	Other	PIC GROUP INC				3,709.28	512100	500014758	GHENT OUTSIDE MAINTENANCE FOR THE PERIOD 4/24 THRU 4/30/11	MAY-2011
23,125	Other	PIC GROUP INC				933.87	511100	500014758	GHENT OUTSIDE MAINTENANCE FOR THE PERIOD 4/24 THRU 4/30/11	MAY-2011
23,126	Other	PIC GROUP INC				681.91	512100	500014758	GHENT OUTSIDE MAINTENANCE FOR THE PERIOD 4/24 THRU 4/30/11	MAY-2011
23,127	Other	PIC GROUP INC				475.11	512100	500014758	GHENT OUTSIDE MAINTENANCE FOR THE PERIOD 4/24 THRU 4/30/11	MAY-2011
23,128	Other	PIC GROUP INC				466.62	512100	500014758	GHENT OUTSIDE MAINTENANCE FOR THE PERIOD 4/24 THRU 4/30/11	MAY-2011
23,129	Other	PIC GROUP INC				399.96	512100	500014758	GHENT OUTSIDE MAINTENANCE FOR THE PERIOD 4/24 THRU 4/30/11	MAY-2011
23,130	Other	PIC GROUP INC				287.55	512100	500014758	GHENT OUTSIDE MAINTENANCE FOR THE PERIOD 4/24 THRU 4/30/11	MAY-2011
23,131	Other	PIC GROUP INC				266.64	512100	500014758	GHENT OUTSIDE MAINTENANCE FOR THE PERIOD 4/24 THRU 4/30/11	MAY-2011
23,132	Other	PIC GROUP INC				236.35	512100	500014758	GHENT OUTSIDE MAINTENANCE FOR THE PERIOD 4/24 THRU 4/30/11	MAY-2011
23,133	Other	PIC GROUP INC				233.31	512100	500014758	GHENT OUTSIDE MAINTENANCE FOR THE PERIOD 4/24 THRU 4/30/11	MAY-2011
23,134	Other	PIC GROUP INC				233.31	512100	500014758	GHENT OUTSIDE MAINTENANCE FOR THE PERIOD 4/24 THRU 4/30/11	MAY-2011
23,135	Other	PIC GROUP INC				199.98	512100	500014758	GHENT OUTSIDE MAINTENANCE FOR THE PERIOD 4/24 THRU 4/30/11	MAY-2011
23,136	Other	PIC GROUP INC				189.08	513100	500014758	GHENT OUTSIDE MAINTENANCE FOR THE PERIOD 4/24 THRU 4/30/11	MAY-2011
23,137	Other	PIC GROUP INC				183.32	512005	500014758	GHENT OUTSIDE MAINTENANCE FOR THE PERIOD 4/24 THRU 4/30/11	MAY-2011
23,138	Other	PIC GROUP INC				166.65	512005	500014758	GHENT OUTSIDE MAINTENANCE FOR THE PERIOD 4/24 THRU 4/30/11	MAY-2011
23,139	Other	PIC GROUP INC				133.32	512005	500014758	GHENT OUTSIDE MAINTENANCE FOR THE PERIOD 4/24 THRU 4/30/11	MAY-2011
23,140	Other	PIC GROUP INC				133.32	512100	500014758	GHENT OUTSIDE MAINTENANCE FOR THE PERIOD 4/24 THRU 4/30/11	MAY-2011
23,141	Other	PIC GROUP INC				94.54	512100	500014758	GHENT OUTSIDE MAINTENANCE FOR THE PERIOD 4/24 THRU 4/30/11	MAY-2011
23,142	Other	PIC GROUP INC				94.54	514100	500014758	GHENT OUTSIDE MAINTENANCE FOR THE PERIOD 4/24 THRU 4/30/11	MAY-2011
23,143	Other	PIC GROUP INC				83.33	512100	500014758	GHENT OUTSIDE MAINTENANCE FOR THE PERIOD 4/24 THRU 4/30/11	MAY-2011
23,144	Other	PIC GROUP INC				66.66	512100	500014758	GHENT OUTSIDE MAINTENANCE FOR THE PERIOD 4/24 THRU 4/30/11	MAY-2011
23,145	Other	PIC GROUP INC				66.66	514100	500014758	GHENT OUTSIDE MAINTENANCE FOR THE PERIOD 4/24 THRU 4/30/11	MAY-2011
23,146	Other	PIC GROUP INC				47.27	512017	500014758	GHENT OUTSIDE MAINTENANCE FOR THE PERIOD 4/24 THRU 4/30/11	MAY-2011
23,147	Other	PIC GROUP INC				47.27	512100	500014758	GHENT OUTSIDE MAINTENANCE FOR THE PERIOD 4/24 THRU 4/30/11	MAY-2011
23,148	Other	PIC GROUP INC				47.27	512100	500014758	GHENT OUTSIDE MAINTENANCE FOR THE PERIOD 4/24 THRU 4/30/11	MAY-2011
23,149	Other	PIC GROUP INC				47.27	512100	500014758	GHENT OUTSIDE MAINTENANCE FOR THE PERIOD 4/24 THRU 4/30/11	MAY-2011
23,150	Other	PIC GROUP INC				47.27	512100	500014758	GHENT OUTSIDE MAINTENANCE FOR THE PERIOD 4/24 THRU 4/30/11	MAY-2011
23,151	Other	PIC GROUP INC				47.27	512100	500014758	GHENT OUTSIDE MAINTENANCE FOR THE PERIOD 4/24 THRU 4/30/11	MAY-2011
23,152	Other	PIC GROUP INC				47.27	513100	500014758	GHENT OUTSIDE MAINTENANCE FOR THE PERIOD 4/24 THRU 4/30/11	MAY-2011
23,153	Other	PIC GROUP INC				47.27	513100	500014758	GHENT OUTSIDE MAINTENANCE FOR THE PERIOD 4/24 THRU 4/30/11	MAY-2011
23,154	Other	PIC GROUP INC				47.27	514100	500014758	GHENT OUTSIDE MAINTENANCE FOR THE PERIOD 4/24 THRU 4/30/11	MAY-2011
23,155	Other	PIC GROUP INC				33.33	512100	500014758	GHENT OUTSIDE MAINTENANCE FOR THE PERIOD 4/24 THRU 4/30/11	MAY-2011
23,156	Other	PIC GROUP INC				33.33	512100	500014758	GHENT OUTSIDE MAINTENANCE FOR THE PERIOD 4/24 THRU 4/30/11	MAY-2011
23,157	Other	PIC GROUP INC				33.33	512100	500014758	GHENT OUTSIDE MAINTENANCE FOR THE PERIOD 4/24 THRU 4/30/11	MAY-2011
23,158	Other	PIC GROUP INC				33.33	512100	500014758	GHENT OUTSIDE MAINTENANCE FOR THE PERIOD 4/24 THRU 4/30/11	MAY-2011
23,159	Other	PIC GROUP INC				4,375.74	512100	500014759	PAYMENT OF INVOICE #500014759--GHENT MILLWRIGHTS FOR THE BILLING PERIOD 4/24 THRU 4/30/11	MAY-2011
23,160	Other	PIC GROUP INC				4,156.34	512100	500014759	PAYMENT OF INVOICE #500014759--GHENT MILLWRIGHTS FOR THE BILLING PERIOD 4/24 THRU 4/30/11	MAY-2011
23,161	Other	PIC GROUP INC				2,617.83	512100	500014759	PAYMENT OF INVOICE #500014759--GHENT MILLWRIGHTS FOR THE BILLING PERIOD 4/24 THRU 4/30/11	MAY-2011
23,162	Other	PIC GROUP INC				2,395.52	512100	500014759	PAYMENT OF INVOICE #500014759--GHENT MILLWRIGHTS FOR THE BILLING PERIOD 4/24 THRU 4/30/11	MAY-2011
23,163	Other	PIC GROUP INC				2,083.73	512100	500014759	PAYMENT OF INVOICE #500014759--GHENT MILLWRIGHTS FOR THE BILLING PERIOD 4/24 THRU 4/30/11	MAY-2011
23,164	Other	PIC GROUP INC				2,051.00	512100	500014759	PAYMENT OF INVOICE #500014759--GHENT MILLWRIGHTS FOR THE BILLING PERIOD 4/24 THRU 4/30/11	MAY-2011
23,165	Other	PIC GROUP INC				1,133.12	512100	500014759	PAYMENT OF INVOICE #500014759--GHENT MILLWRIGHTS FOR THE BILLING PERIOD 4/24 THRU 4/30/11	MAY-2011
23,166	Other	PIC GROUP INC				984.44	512100	500014759	PAYMENT OF INVOICE #500014759--GHENT MILLWRIGHTS FOR THE BILLING PERIOD 4/24 THRU 4/30/11	MAY-2011
23,167	Other	PIC GROUP INC				672.68	512100	500014759	PAYMENT OF INVOICE #500014759--GHENT MILLWRIGHTS FOR THE BILLING PERIOD 4/24 THRU 4/30/11	MAY-2011
23,168	Other	PIC GROUP INC				666.60	512100	500014759	PAYMENT OF INVOICE #500014759--GHENT MILLWRIGHTS FOR THE BILLING PERIOD 4/24 THRU 4/30/11	MAY-2011
23,169	Other	PIC GROUP INC				33.33	512100	500014759	PAYMENT OF INVOICE #500014759--GHENT MILLWRIGHTS FOR THE BILLING PERIOD 4/24 THRU 4/30/11	MAY-2011

KENTUCKY UTILITIES COMPANY
Case No. 2012- 00221
Analysis of Professional Services Expenses For the Test Year

(A)	(B)	(C)	(D)	(E)	(F)	(G)	(H)	(I)		
Line No.	Type	Vendor	Rate Case	Audit	Other	Total	Account	Invoice	Description	Period
23,170	Other	PIC GROUP INC				3,625.65	512100	500014763	PAYMENT OF INVOICE #500014763--GHENT MILLWRIGHT AUX CREW FOR THE PERIOD 4/24 THRU 4/30/11	MAY-2011
23,171	Other	PIC GROUP INC				3,275.10	512005	500014763	PAYMENT OF INVOICE #500014763--GHENT MILLWRIGHT AUX CREW FOR THE PERIOD 4/24 THRU 4/30/11	MAY-2011
23,172	Other	PIC GROUP INC				2,597.36	512100	500014763	PAYMENT OF INVOICE #500014763--GHENT MILLWRIGHT AUX CREW FOR THE PERIOD 4/24 THRU 4/30/11	MAY-2011
23,173	Other	PIC GROUP INC				1,796.00	512100	500014763	PAYMENT OF INVOICE #500014763--GHENT MILLWRIGHT AUX CREW FOR THE PERIOD 4/24 THRU 4/30/11	MAY-2011
23,174	Other	PIC GROUP INC				1,548.00	512100	500014763	PAYMENT OF INVOICE #500014763--GHENT MILLWRIGHT AUX CREW FOR THE PERIOD 4/24 THRU 4/30/11	MAY-2011
23,175	Other	PIC GROUP INC				1,152.65	512005	500014763	PAYMENT OF INVOICE #500014763--GHENT MILLWRIGHT AUX CREW FOR THE PERIOD 4/24 THRU 4/30/11	MAY-2011
23,176	Other	PIC GROUP INC				984.60	512100	500014763	PAYMENT OF INVOICE #500014763--GHENT MILLWRIGHT AUX CREW FOR THE PERIOD 4/24 THRU 4/30/11	MAY-2011
23,177	Other	PIC GROUP INC				779.05	512005	500014763	PAYMENT OF INVOICE #500014763--GHENT MILLWRIGHT AUX CREW FOR THE PERIOD 4/24 THRU 4/30/11	MAY-2011
23,178	Other	PIC GROUP INC				774.00	512100	500014763	PAYMENT OF INVOICE #500014763--GHENT MILLWRIGHT AUX CREW FOR THE PERIOD 4/24 THRU 4/30/11	MAY-2011
23,179	Other	PIC GROUP INC				694.20	512005	500014763	PAYMENT OF INVOICE #500014763--GHENT MILLWRIGHT AUX CREW FOR THE PERIOD 4/24 THRU 4/30/11	MAY-2011
23,180	Other	PIC GROUP INC				667.40	512005	500014763	PAYMENT OF INVOICE #500014763--GHENT MILLWRIGHT AUX CREW FOR THE PERIOD 4/24 THRU 4/30/11	MAY-2011
23,181	Other	PIC GROUP INC				667.40	512005	500014763	PAYMENT OF INVOICE #500014763--GHENT MILLWRIGHT AUX CREW FOR THE PERIOD 4/24 THRU 4/30/11	MAY-2011
23,182	Other	PIC GROUP INC				547.00	512100	500014763	PAYMENT OF INVOICE #500014763--GHENT MILLWRIGHT AUX CREW FOR THE PERIOD 4/24 THRU 4/30/11	MAY-2011
23,183	Other	PIC GROUP INC				512.60	512005	500014763	PAYMENT OF INVOICE #500014763--GHENT MILLWRIGHT AUX CREW FOR THE PERIOD 4/24 THRU 4/30/11	MAY-2011
23,184	Other	PIC GROUP INC				512.60	512100	500014763	PAYMENT OF INVOICE #500014763--GHENT MILLWRIGHT AUX CREW FOR THE PERIOD 4/24 THRU 4/30/11	MAY-2011
23,185	Other	PIC GROUP INC				430.55	512100	500014763	PAYMENT OF INVOICE #500014763--GHENT MILLWRIGHT AUX CREW FOR THE PERIOD 4/24 THRU 4/30/11	MAY-2011
23,186	Other	PIC GROUP INC				382.20	512101	500014763	PAYMENT OF INVOICE #500014763--GHENT MILLWRIGHT AUX CREW FOR THE PERIOD 4/24 THRU 4/30/11	MAY-2011
23,187	Other	PIC GROUP INC				286.70	512100	500014763	PAYMENT OF INVOICE #500014763--GHENT MILLWRIGHT AUX CREW FOR THE PERIOD 4/24 THRU 4/30/11	MAY-2011
23,188	Other	PIC GROUP INC				218.80	512005	500014763	PAYMENT OF INVOICE #500014763--GHENT MILLWRIGHT AUX CREW FOR THE PERIOD 4/24 THRU 4/30/11	MAY-2011
23,189	Other	PIC GROUP INC				218.80	512017	500014763	PAYMENT OF INVOICE #500014763--GHENT MILLWRIGHT AUX CREW FOR THE PERIOD 4/24 THRU 4/30/11	MAY-2011
23,190	Other	PIC GROUP INC				193.50	512101	500014763	PAYMENT OF INVOICE #500014763--GHENT MILLWRIGHT AUX CREW FOR THE PERIOD 4/24 THRU 4/30/11	MAY-2011
23,191	Other	PIC GROUP INC				164.10	512005	500014763	PAYMENT OF INVOICE #500014763--GHENT MILLWRIGHT AUX CREW FOR THE PERIOD 4/24 THRU 4/30/11	MAY-2011
23,192	Other	PIC GROUP INC				164.10	512005	500014763	PAYMENT OF INVOICE #500014763--GHENT MILLWRIGHT AUX CREW FOR THE PERIOD 4/24 THRU 4/30/11	MAY-2011
23,193	Other	PIC GROUP INC				116.10	512005	500014763	PAYMENT OF INVOICE #500014763--GHENT MILLWRIGHT AUX CREW FOR THE PERIOD 4/24 THRU 4/30/11	MAY-2011
23,194	Other	PIC GROUP INC				116.10	512101	500014763	PAYMENT OF INVOICE #500014763--GHENT MILLWRIGHT AUX CREW FOR THE PERIOD 4/24 THRU 4/30/11	MAY-2011
23,195	Other	PIC GROUP INC				77.40	512101	500014763	PAYMENT OF INVOICE #500014763--GHENT MILLWRIGHT AUX CREW FOR THE PERIOD 4/24 THRU 4/30/11	MAY-2011
23,196	Other	PIC GROUP INC				38.70	512100	500014763	PAYMENT OF INVOICE #500014763--GHENT MILLWRIGHT AUX CREW FOR THE PERIOD 4/24 THRU 4/30/11	MAY-2011
23,197	Other	PIC GROUP INC				2,619.94	512100	500014776	Labor for Boiler Punch-list Repairs	MAY-2011
23,198	Other	PIC GROUP INC				1,096.28	513100	500014826	RESIDENTIAL LABOR 05/02 - 05/07/11	MAY-2011
23,199	Other	PIC GROUP INC				803.60	512100	500014826	RESIDENTIAL LABOR 05/02 - 05/07/11	MAY-2011
23,200	Other	PIC GROUP INC				425.43	512100	500014826	RESIDENTIAL LABOR 05/02 - 05/07/11	MAY-2011
23,201	Other	PIC GROUP INC				299.97	512100	500014826	RESIDENTIAL LABOR 05/02 - 05/07/11	MAY-2011
23,202	Other	PIC GROUP INC				281.26	511100	500014826	RESIDENTIAL LABOR 05/02 - 05/07/11	MAY-2011

KENTUCKY UTILITIES COMPANY
Case No. 2012- 00221
Analysis of Professional Services Expenses For the Test Year

(A)	(B)	(C)	(D)	(E)	(F)	(G)	(H)	(I)		
Line No.	Type	Vendor	Rate Case	Audit	Other	Total	Account	Invoice	Description	Period
23,203	Other	PIC GROUP INC				266.64	512100	500014826	RESIDENTIAL LABOR 05/02 - 05/07/11	MAY-2011
23,204	Other	PIC GROUP INC				236.35	512100	500014826	RESIDENTIAL LABOR 05/02 - 05/07/11	MAY-2011
23,205	Other	PIC GROUP INC				233.31	512100	500014826	RESIDENTIAL LABOR 05/02 - 05/07/11	MAY-2011
23,206	Other	PIC GROUP INC				233.31	513100	500014826	RESIDENTIAL LABOR 05/02 - 05/07/11	MAY-2011
23,207	Other	PIC GROUP INC				199.98	512005	500014826	RESIDENTIAL LABOR 05/02 - 05/07/11	MAY-2011
23,208	Other	PIC GROUP INC				170.94	512100	500014826	RESIDENTIAL LABOR 05/02 - 05/07/11	MAY-2011
23,209	Other	PIC GROUP INC				133.32	512005	500014826	RESIDENTIAL LABOR 05/02 - 05/07/11	MAY-2011
23,210	Other	PIC GROUP INC				133.32	512017	500014826	RESIDENTIAL LABOR 05/02 - 05/07/11	MAY-2011
23,211	Other	PIC GROUP INC				133.32	512017	500014826	RESIDENTIAL LABOR 05/02 - 05/07/11	MAY-2011
23,212	Other	PIC GROUP INC				133.32	512017	500014826	RESIDENTIAL LABOR 05/02 - 05/07/11	MAY-2011
23,213	Other	PIC GROUP INC				133.32	512100	500014826	RESIDENTIAL LABOR 05/02 - 05/07/11	MAY-2011
23,214	Other	PIC GROUP INC				133.32	512100	500014826	RESIDENTIAL LABOR 05/02 - 05/07/11	MAY-2011
23,215	Other	PIC GROUP INC				133.32	512100	500014826	RESIDENTIAL LABOR 05/02 - 05/07/11	MAY-2011
23,216	Other	PIC GROUP INC				133.32	513100	500014826	RESIDENTIAL LABOR 05/02 - 05/07/11	MAY-2011
23,217	Other	PIC GROUP INC				133.32	513100	500014826	RESIDENTIAL LABOR 05/02 - 05/07/11	MAY-2011
23,218	Other	PIC GROUP INC				113.96	512100	500014826	RESIDENTIAL LABOR 05/02 - 05/07/11	MAY-2011
23,219	Other	PIC GROUP INC				99.99	511100	500014826	RESIDENTIAL LABOR 05/02 - 05/07/11	MAY-2011
23,220	Other	PIC GROUP INC				99.99	512100	500014826	RESIDENTIAL LABOR 05/02 - 05/07/11	MAY-2011
23,221	Other	PIC GROUP INC				99.99	512100	500014826	RESIDENTIAL LABOR 05/02 - 05/07/11	MAY-2011
23,222	Other	PIC GROUP INC				99.99	512100	500014826	RESIDENTIAL LABOR 05/02 - 05/07/11	MAY-2011
23,223	Other	PIC GROUP INC				80.36	512100	500014826	RESIDENTIAL LABOR 05/02 - 05/07/11	MAY-2011
23,224	Other	PIC GROUP INC				73.51	512017	500014826	RESIDENTIAL LABOR 05/02 - 05/07/11	MAY-2011
23,225	Other	PIC GROUP INC				66.66	512005	500014826	RESIDENTIAL LABOR 05/02 - 05/07/11	MAY-2011
23,226	Other	PIC GROUP INC				66.66	512005	500014826	RESIDENTIAL LABOR 05/02 - 05/07/11	MAY-2011
23,227	Other	PIC GROUP INC				66.66	512017	500014826	RESIDENTIAL LABOR 05/02 - 05/07/11	MAY-2011
23,228	Other	PIC GROUP INC				66.66	512017	500014826	RESIDENTIAL LABOR 05/02 - 05/07/11	MAY-2011
23,229	Other	PIC GROUP INC				66.66	512100	500014826	RESIDENTIAL LABOR 05/02 - 05/07/11	MAY-2011
23,230	Other	PIC GROUP INC				66.66	513100	500014826	RESIDENTIAL LABOR 05/02 - 05/07/11	MAY-2011
23,231	Other	PIC GROUP INC				66.66	513100	500014826	RESIDENTIAL LABOR 05/02 - 05/07/11	MAY-2011
23,232	Other	PIC GROUP INC				66.65	512005	500014826	RESIDENTIAL LABOR 05/02 - 05/07/11	MAY-2011
23,233	Other	PIC GROUP INC				40.18	512100	500014826	RESIDENTIAL LABOR 05/02 - 05/07/11	MAY-2011
23,234	Other	PIC GROUP INC				40.18	512100	500014826	RESIDENTIAL LABOR 05/02 - 05/07/11	MAY-2011
23,235	Other	PIC GROUP INC				33.33	511100	500014826	RESIDENTIAL LABOR 05/02 - 05/07/11	MAY-2011
23,236	Other	PIC GROUP INC				33.33	511100	500014826	RESIDENTIAL LABOR 05/02 - 05/07/11	MAY-2011
23,237	Other	PIC GROUP INC				33.33	512005	500014826	RESIDENTIAL LABOR 05/02 - 05/07/11	MAY-2011
23,238	Other	PIC GROUP INC				33.33	512005	500014826	RESIDENTIAL LABOR 05/02 - 05/07/11	MAY-2011
23,239	Other	PIC GROUP INC				33.33	512005	500014826	RESIDENTIAL LABOR 05/02 - 05/07/11	MAY-2011
23,240	Other	PIC GROUP INC				33.33	512100	500014826	RESIDENTIAL LABOR 05/02 - 05/07/11	MAY-2011
23,241	Other	PIC GROUP INC				33.33	512100	500014826	RESIDENTIAL LABOR 05/02 - 05/07/11	MAY-2011
23,242	Other	PIC GROUP INC				33.33	512100	500014826	RESIDENTIAL LABOR 05/02 - 05/07/11	MAY-2011
23,243	Other	PIC GROUP INC				33.33	512100	500014826	RESIDENTIAL LABOR 05/02 - 05/07/11	MAY-2011
23,244	Other	PIC GROUP INC				33.33	513100	500014826	RESIDENTIAL LABOR 05/02 - 05/07/11	MAY-2011
23,245	Other	PIC GROUP INC				33.33	513100	500014826	RESIDENTIAL LABOR 05/02 - 05/07/11	MAY-2011
23,246	Other	PIC GROUP INC				33.33	513100	500014826	RESIDENTIAL LABOR 05/02 - 05/07/11	MAY-2011
23,247	Other	PIC GROUP INC				16.67	512017	500014826	RESIDENTIAL LABOR 05/02 - 05/07/11	MAY-2011
23,248	Other	PIC GROUP INC				2,054.60	512100	500014827	GHENT INSIDE MAINTENANCE FOR THE PERIOD 5/1 THRU 5/7/11	MAY-2011
23,249	Other	PIC GROUP INC				1,333.20	511100	500014827	GHENT INSIDE MAINTENANCE FOR THE PERIOD 5/1 THRU 5/7/11	MAY-2011
23,250	Other	PIC GROUP INC				1,073.86	512100	500014827	GHENT INSIDE MAINTENANCE FOR THE PERIOD 5/1 THRU 5/7/11	MAY-2011
23,251	Other	PIC GROUP INC				844.32	513100	500014827	GHENT INSIDE MAINTENANCE FOR THE PERIOD 5/1 THRU 5/7/11	MAY-2011
23,252	Other	PIC GROUP INC				733.26	512100	500014827	GHENT INSIDE MAINTENANCE FOR THE PERIOD 5/1 THRU 5/7/11	MAY-2011
23,253	Other	PIC GROUP INC				398.86	512100	500014827	GHENT INSIDE MAINTENANCE FOR THE PERIOD 5/1 THRU 5/7/11	MAY-2011
23,254	Other	PIC GROUP INC				321.36	514100	500014827	GHENT INSIDE MAINTENANCE FOR THE PERIOD 5/1 THRU 5/7/11	MAY-2011
23,255	Other	PIC GROUP INC				280.34	512017	500014827	GHENT INSIDE MAINTENANCE FOR THE PERIOD 5/1 THRU 5/7/11	MAY-2011
23,256	Other	PIC GROUP INC				275.13	512100	500014827	GHENT INSIDE MAINTENANCE FOR THE PERIOD 5/1 THRU 5/7/11	MAY-2011
23,257	Other	PIC GROUP INC				266.64	512100	500014827	GHENT INSIDE MAINTENANCE FOR THE PERIOD 5/1 THRU 5/7/11	MAY-2011
23,258	Other	PIC GROUP INC				234.50	512100	500014827	GHENT INSIDE MAINTENANCE FOR THE PERIOD 5/1 THRU 5/7/11	MAY-2011
23,259	Other	PIC GROUP INC				200.90	512100	500014827	GHENT INSIDE MAINTENANCE FOR THE PERIOD 5/1 THRU 5/7/11	MAY-2011
23,260	Other	PIC GROUP INC				200.90	512100	500014827	GHENT INSIDE MAINTENANCE FOR THE PERIOD 5/1 THRU 5/7/11	MAY-2011
23,261	Other	PIC GROUP INC				199.98	512017	500014827	GHENT INSIDE MAINTENANCE FOR THE PERIOD 5/1 THRU 5/7/11	MAY-2011
23,262	Other	PIC GROUP INC				199.98	512100	500014827	GHENT INSIDE MAINTENANCE FOR THE PERIOD 5/1 THRU 5/7/11	MAY-2011

KENTUCKY UTILITIES COMPANY
Case No. 2012- 00221
Analysis of Professional Services Expenses For the Test Year

(A)	(B)	(C)	(D)	(E)	(F)	(G)	(H)	(I)		
Line No.	Type	Vendor	Rate Case	Audit	Other	Total	Account	Invoice	Description	Period
23,263	Other	PIC GROUP INC				166.65	512100	500014827	GHENT INSIDE MAINTENANCE FOR THE PERIOD 5/1 THRU 5/7/11	MAY-2011
23,264	Other	PIC GROUP INC				120.54	512100	500014827	GHENT INSIDE MAINTENANCE FOR THE PERIOD 5/1 THRU 5/7/11	MAY-2011
23,265	Other	PIC GROUP INC				120.54	513100	500014827	GHENT INSIDE MAINTENANCE FOR THE PERIOD 5/1 THRU 5/7/11	MAY-2011
23,266	Other	PIC GROUP INC				120.54	514100	500014827	GHENT INSIDE MAINTENANCE FOR THE PERIOD 5/1 THRU 5/7/11	MAY-2011
23,267	Other	PIC GROUP INC				99.99	513100	500014827	GHENT INSIDE MAINTENANCE FOR THE PERIOD 5/1 THRU 5/7/11	MAY-2011
23,268	Other	PIC GROUP INC				99.99	513100	500014827	GHENT INSIDE MAINTENANCE FOR THE PERIOD 5/1 THRU 5/7/11	MAY-2011
23,269	Other	PIC GROUP INC				50.00	512100	500014827	GHENT INSIDE MAINTENANCE FOR THE PERIOD 5/1 THRU 5/7/11	MAY-2011
23,270	Other	PIC GROUP INC				50.00	513100	500014827	GHENT INSIDE MAINTENANCE FOR THE PERIOD 5/1 THRU 5/7/11	MAY-2011
23,271	Other	PIC GROUP INC				33.33	511100	500014827	GHENT INSIDE MAINTENANCE FOR THE PERIOD 5/1 THRU 5/7/11	MAY-2011
23,272	Other	PIC GROUP INC				33.33	512100	500014827	GHENT INSIDE MAINTENANCE FOR THE PERIOD 5/1 THRU 5/7/11	MAY-2011
23,273	Other	PIC GROUP INC				33.33	512100	500014827	GHENT INSIDE MAINTENANCE FOR THE PERIOD 5/1 THRU 5/7/11	MAY-2011
23,274	Other	PIC GROUP INC				33.33	512100	500014827	GHENT INSIDE MAINTENANCE FOR THE PERIOD 5/1 THRU 5/7/11	MAY-2011
23,275	Other	PIC GROUP INC				33.33	512100	500014827	GHENT INSIDE MAINTENANCE FOR THE PERIOD 5/1 THRU 5/7/11	MAY-2011
23,276	Other	PIC GROUP INC				33.33	512100	500014827	GHENT INSIDE MAINTENANCE FOR THE PERIOD 5/1 THRU 5/7/11	MAY-2011
23,277	Other	PIC GROUP INC				33.33	512100	500014827	GHENT INSIDE MAINTENANCE FOR THE PERIOD 5/1 THRU 5/7/11	MAY-2011
23,278	Other	PIC GROUP INC				33.33	512100	500014827	GHENT INSIDE MAINTENANCE FOR THE PERIOD 5/1 THRU 5/7/11	MAY-2011
23,279	Other	PIC GROUP INC				33.33	512100	500014827	GHENT INSIDE MAINTENANCE FOR THE PERIOD 5/1 THRU 5/7/11	MAY-2011
23,280	Other	PIC GROUP INC				33.33	513100	500014827	GHENT INSIDE MAINTENANCE FOR THE PERIOD 5/1 THRU 5/7/11	MAY-2011
23,281	Other	PIC GROUP INC				33.33	513100	500014827	GHENT INSIDE MAINTENANCE FOR THE PERIOD 5/1 THRU 5/7/11	MAY-2011
23,282	Other	PIC GROUP INC				23.64	513100	500014827	GHENT INSIDE MAINTENANCE FOR THE PERIOD 5/1 THRU 5/7/11	MAY-2011
23,283	Other	PIC GROUP INC				16.67	511100	500014827	GHENT INSIDE MAINTENANCE FOR THE PERIOD 5/1 THRU 5/7/11	MAY-2011
23,284	Other	PIC GROUP INC				16.67	512017	500014827	GHENT INSIDE MAINTENANCE FOR THE PERIOD 5/1 THRU 5/7/11	MAY-2011
23,285	Other	PIC GROUP INC				16.67	512017	500014827	GHENT INSIDE MAINTENANCE FOR THE PERIOD 5/1 THRU 5/7/11	MAY-2011
23,286	Other	PIC GROUP INC				16.67	512100	500014827	GHENT INSIDE MAINTENANCE FOR THE PERIOD 5/1 THRU 5/7/11	MAY-2011
23,287	Other	PIC GROUP INC				16.67	512100	500014827	GHENT INSIDE MAINTENANCE FOR THE PERIOD 5/1 THRU 5/7/11	MAY-2011
23,288	Other	PIC GROUP INC				16.67	512100	500014827	GHENT INSIDE MAINTENANCE FOR THE PERIOD 5/1 THRU 5/7/11	MAY-2011
23,289	Other	PIC GROUP INC				16.67	512100	500014827	GHENT INSIDE MAINTENANCE FOR THE PERIOD 5/1 THRU 5/7/11	MAY-2011
23,290	Other	PIC GROUP INC				16.67	512100	500014827	GHENT INSIDE MAINTENANCE FOR THE PERIOD 5/1 THRU 5/7/11	MAY-2011
23,291	Other	PIC GROUP INC				16.67	513100	500014827	GHENT INSIDE MAINTENANCE FOR THE PERIOD 5/1 THRU 5/7/11	MAY-2011
23,292	Other	PIC GROUP INC				16.67	513100	500014827	GHENT INSIDE MAINTENANCE FOR THE PERIOD 5/1 THRU 5/7/11	MAY-2011
23,293	Other	PIC GROUP INC				16.67	513100	500014827	GHENT INSIDE MAINTENANCE FOR THE PERIOD 5/1 THRU 5/7/11	MAY-2011
23,294	Other	PIC GROUP INC				16.67	513100	500014827	GHENT INSIDE MAINTENANCE FOR THE PERIOD 5/1 THRU 5/7/11	MAY-2011
23,295	Other	PIC GROUP INC				16.67	513100	500014827	GHENT INSIDE MAINTENANCE FOR THE PERIOD 5/1 THRU 5/7/11	MAY-2011
23,296	Other	PIC GROUP INC				16.67	513100	500014827	GHENT INSIDE MAINTENANCE FOR THE PERIOD 5/1 THRU 5/7/11	MAY-2011
23,297	Other	PIC GROUP INC				1,208.37	512100	500014828	GHENT OUTSIDE MAINTENANCE FOR THE PERIOD 5/1 THRU 5/7/11	MAY-2011
23,298	Other	PIC GROUP INC				966.57	512100	500014828	GHENT OUTSIDE MAINTENANCE FOR THE PERIOD 5/1 THRU 5/7/11	MAY-2011
23,299	Other	PIC GROUP INC				666.92	511100	500014828	GHENT OUTSIDE MAINTENANCE FOR THE PERIOD 5/1 THRU 5/7/11	MAY-2011
23,300	Other	PIC GROUP INC				633.27	512100	500014828	GHENT OUTSIDE MAINTENANCE FOR THE PERIOD 5/1 THRU 5/7/11	MAY-2011
23,301	Other	PIC GROUP INC				499.85	512100	500014828	GHENT OUTSIDE MAINTENANCE FOR THE PERIOD 5/1 THRU 5/7/11	MAY-2011
23,302	Other	PIC GROUP INC				378.16	512005	500014828	GHENT OUTSIDE MAINTENANCE FOR THE PERIOD 5/1 THRU 5/7/11	MAY-2011
23,303	Other	PIC GROUP INC				365.28	512100	500014828	GHENT OUTSIDE MAINTENANCE FOR THE PERIOD 5/1 THRU 5/7/11	MAY-2011
23,304	Other	PIC GROUP INC				365.28	513100	500014828	GHENT OUTSIDE MAINTENANCE FOR THE PERIOD 5/1 THRU 5/7/11	MAY-2011
23,305	Other	PIC GROUP INC				347.78	512100	500014828	GHENT OUTSIDE MAINTENANCE FOR THE PERIOD 5/1 THRU 5/7/11	MAY-2011
23,306	Other	PIC GROUP INC				316.64	512100	500014828	GHENT OUTSIDE MAINTENANCE FOR THE PERIOD 5/1 THRU 5/7/11	MAY-2011
23,307	Other	PIC GROUP INC				316.64	512100	500014828	GHENT OUTSIDE MAINTENANCE FOR THE PERIOD 5/1 THRU 5/7/11	MAY-2011
23,308	Other	PIC GROUP INC				299.97	512100	500014828	GHENT OUTSIDE MAINTENANCE FOR THE PERIOD 5/1 THRU 5/7/11	MAY-2011
23,309	Other	PIC GROUP INC				236.35	512005	500014828	GHENT OUTSIDE MAINTENANCE FOR THE PERIOD 5/1 THRU 5/7/11	MAY-2011
23,310	Other	PIC GROUP INC				216.65	512100	500014828	GHENT OUTSIDE MAINTENANCE FOR THE PERIOD 5/1 THRU 5/7/11	MAY-2011
23,311	Other	PIC GROUP INC				165.45	514100	500014828	GHENT OUTSIDE MAINTENANCE FOR THE PERIOD 5/1 THRU 5/7/11	MAY-2011
23,312	Other	PIC GROUP INC				113.93	513100	500014828	GHENT OUTSIDE MAINTENANCE FOR THE PERIOD 5/1 THRU 5/7/11	MAY-2011
23,313	Other	PIC GROUP INC				99.99	514100	500014828	GHENT OUTSIDE MAINTENANCE FOR THE PERIOD 5/1 THRU 5/7/11	MAY-2011
23,314	Other	PIC GROUP INC				96.13	512100	500014828	GHENT OUTSIDE MAINTENANCE FOR THE PERIOD 5/1 THRU 5/7/11	MAY-2011
23,315	Other	PIC GROUP INC				66.66	512100	500014828	GHENT OUTSIDE MAINTENANCE FOR THE PERIOD 5/1 THRU 5/7/11	MAY-2011
23,316	Other	PIC GROUP INC				50.00	514100	500014828	GHENT OUTSIDE MAINTENANCE FOR THE PERIOD 5/1 THRU 5/7/11	MAY-2011
23,317	Other	PIC GROUP INC				47.27	514100	500014828	GHENT OUTSIDE MAINTENANCE FOR THE PERIOD 5/1 THRU 5/7/11	MAY-2011
23,318	Other	PIC GROUP INC				4,890.78	512100	500014829	PAYMENT OF INVOICE #500014829--GHENT MILLWRIGHTS BASE CREW FOR THE PERIOD 5/1 THRU 5/7/11	MAY-2011
23,319	Other	PIC GROUP INC				4,139.27	512100	500014829	PAYMENT OF INVOICE #500014829--GHENT MILLWRIGHTS BASE CREW FOR THE PERIOD 5/1 THRU 5/7/11	MAY-2011

KENTUCKY UTILITIES COMPANY
Case No. 2012- 00221
Analysis of Professional Services Expenses For the Test Year

(A)	(B)	(C)	(D)	(E)	(F)	(G)	(H)	(I)		
Line No.	Type	Vendor	Rate Case	Audit	Other	Total	Account	Invoice	Description	Period
23,320	Other	PIC GROUP INC				2,939.00	513100	500014829	PAYMENT OF INVOICE #500014829--GHENT MILLWRIGHTS BASE CREW FOR THE PERIOD 5/1 THRU 5/7/11	MAY-2011
23,321	Other	PIC GROUP INC				2,653.95	512100	500014829	PAYMENT OF INVOICE #500014829--GHENT MILLWRIGHTS BASE CREW FOR THE PERIOD 5/1 THRU 5/7/11	MAY-2011
23,322	Other	PIC GROUP INC				1,961.35	512100	500014829	PAYMENT OF INVOICE #500014829--GHENT MILLWRIGHTS BASE CREW FOR THE PERIOD 5/1 THRU 5/7/11	MAY-2011
23,323	Other	PIC GROUP INC				1,405.94	512100	500014829	PAYMENT OF INVOICE #500014829--GHENT MILLWRIGHTS BASE CREW FOR THE PERIOD 5/1 THRU 5/7/11	MAY-2011
23,324	Other	PIC GROUP INC				1,366.53	512100	500014829	PAYMENT OF INVOICE #500014829--GHENT MILLWRIGHTS BASE CREW FOR THE PERIOD 5/1 THRU 5/7/11	MAY-2011
23,325	Other	PIC GROUP INC				951.11	512100	500014829	PAYMENT OF INVOICE #500014829--GHENT MILLWRIGHTS BASE CREW FOR THE PERIOD 5/1 THRU 5/7/11	MAY-2011
23,326	Other	PIC GROUP INC				863.99	512100	500014829	PAYMENT OF INVOICE #500014829--GHENT MILLWRIGHTS BASE CREW FOR THE PERIOD 5/1 THRU 5/7/11	MAY-2011
23,327	Other	PIC GROUP INC				333.30	512100	500014829	PAYMENT OF INVOICE #500014829--GHENT MILLWRIGHTS BASE CREW FOR THE PERIOD 5/1 THRU 5/7/11	MAY-2011
23,328	Other	PIC GROUP INC				133.32	512100	500014829	PAYMENT OF INVOICE #500014829--GHENT MILLWRIGHTS BASE CREW FOR THE PERIOD 5/1 THRU 5/7/11	MAY-2011
23,329	Other	PIC GROUP INC				97.46	512100	500014829	PAYMENT OF INVOICE #500014829--GHENT MILLWRIGHTS BASE CREW FOR THE PERIOD 5/1 THRU 5/7/11	MAY-2011
23,330	Other	PIC GROUP INC				3,611.83	512100	500014833	PAYMENT OF INVOICE #500014833--GHENT MILLWRIGHTS AUX CREW FOR THE BILLING PERIOD 5/1 THRU 5/7/11	MAY-2011
23,331	Other	PIC GROUP INC				2,675.40	512005	500014833	PAYMENT OF INVOICE #500014833--GHENT MILLWRIGHTS AUX CREW FOR THE BILLING PERIOD 5/1 THRU 5/7/11	MAY-2011
23,332	Other	PIC GROUP INC				2,345.80	512100	500014833	PAYMENT OF INVOICE #500014833--GHENT MILLWRIGHTS AUX CREW FOR THE BILLING PERIOD 5/1 THRU 5/7/11	MAY-2011
23,333	Other	PIC GROUP INC				1,203.59	513100	500014833	PAYMENT OF INVOICE #500014833--GHENT MILLWRIGHTS AUX CREW FOR THE BILLING PERIOD 5/1 THRU 5/7/11	MAY-2011
23,334	Other	PIC GROUP INC				985.60	512005	500014833	PAYMENT OF INVOICE #500014833--GHENT MILLWRIGHTS AUX CREW FOR THE BILLING PERIOD 5/1 THRU 5/7/11	MAY-2011
23,335	Other	PIC GROUP INC				899.60	512017	500014833	PAYMENT OF INVOICE #500014833--GHENT MILLWRIGHTS AUX CREW FOR THE BILLING PERIOD 5/1 THRU 5/7/11	MAY-2011
23,336	Other	PIC GROUP INC				749.18	512100	500014833	PAYMENT OF INVOICE #500014833--GHENT MILLWRIGHTS AUX CREW FOR THE BILLING PERIOD 5/1 THRU 5/7/11	MAY-2011
23,337	Other	PIC GROUP INC				713.55	512100	500014833	PAYMENT OF INVOICE #500014833--GHENT MILLWRIGHTS AUX CREW FOR THE BILLING PERIOD 5/1 THRU 5/7/11	MAY-2011
23,338	Other	PIC GROUP INC				480.60	512100	500014833	PAYMENT OF INVOICE #500014833--GHENT MILLWRIGHTS AUX CREW FOR THE BILLING PERIOD 5/1 THRU 5/7/11	MAY-2011
23,339	Other	PIC GROUP INC				462.00	512005	500014833	PAYMENT OF INVOICE #500014833--GHENT MILLWRIGHTS AUX CREW FOR THE BILLING PERIOD 5/1 THRU 5/7/11	MAY-2011
23,340	Other	PIC GROUP INC				442.65	512100	500014833	PAYMENT OF INVOICE #500014833--GHENT MILLWRIGHTS AUX CREW FOR THE BILLING PERIOD 5/1 THRU 5/7/11	MAY-2011
23,341	Other	PIC GROUP INC				442.65	513100	500014833	PAYMENT OF INVOICE #500014833--GHENT MILLWRIGHTS AUX CREW FOR THE BILLING PERIOD 5/1 THRU 5/7/11	MAY-2011
23,342	Other	PIC GROUP INC				387.00	512005	500014833	PAYMENT OF INVOICE #500014833--GHENT MILLWRIGHTS AUX CREW FOR THE BILLING PERIOD 5/1 THRU 5/7/11	MAY-2011
23,343	Other	PIC GROUP INC				387.00	512100	500014833	PAYMENT OF INVOICE #500014833--GHENT MILLWRIGHTS AUX CREW FOR THE BILLING PERIOD 5/1 THRU 5/7/11	MAY-2011
23,344	Other	PIC GROUP INC				367.65	512100	500014833	PAYMENT OF INVOICE #500014833--GHENT MILLWRIGHTS AUX CREW FOR THE BILLING PERIOD 5/1 THRU 5/7/11	MAY-2011
23,345	Other	PIC GROUP INC				367.65	512100	500014833	PAYMENT OF INVOICE #500014833--GHENT MILLWRIGHTS AUX CREW FOR THE BILLING PERIOD 5/1 THRU 5/7/11	MAY-2011
23,346	Other	PIC GROUP INC				218.80	512100	500014833	PAYMENT OF INVOICE #500014833--GHENT MILLWRIGHTS AUX CREW FOR THE BILLING PERIOD 5/1 THRU 5/7/11	MAY-2011
23,347	Other	PIC GROUP INC				184.40	512005	500014833	PAYMENT OF INVOICE #500014833--GHENT MILLWRIGHTS AUX CREW FOR THE BILLING PERIOD 5/1 THRU 5/7/11	MAY-2011
23,348	Other	PIC GROUP INC				171.75	512100	500014833	PAYMENT OF INVOICE #500014833--GHENT MILLWRIGHTS AUX CREW FOR THE BILLING PERIOD 5/1 THRU 5/7/11	MAY-2011
23,349	Other	PIC GROUP INC				154.80	512100	500014833	PAYMENT OF INVOICE #500014833--GHENT MILLWRIGHTS AUX CREW FOR THE BILLING PERIOD 5/1 THRU 5/7/11	MAY-2011

KENTUCKY UTILITIES COMPANY
Case No. 2012- 00221
Analysis of Professional Services Expenses For the Test Year

(A)	(B)	(C)	(D)	(E)	(F)	(G)	(H)	(I)		
Line No.	Type	Vendor	Rate Case	Audit	Other	Total	Account	Invoice	Description	Period
23,350	Other	PIC GROUP INC				152.40	512005	500014833	PAYMENT OF INVOICE #500014833--GHENT MILLWRIGHTS AUX CREW FOR THE BILLING PERIOD 5/1 THRU 5/7/11	MAY-2011
23,351	Other	PIC GROUP INC				1,356.51	512100	500014960	RESIDENTIAL LABOR 05/09 - 05/14/11	Jun-2011
23,352	Other	PIC GROUP INC				933.24	512005	500014960	RESIDENTIAL LABOR 05/09 - 05/14/11	Jun-2011
23,353	Other	PIC GROUP INC				499.95	511100	500014960	RESIDENTIAL LABOR 05/09 - 05/14/11	Jun-2011
23,354	Other	PIC GROUP INC				361.62	512005	500014960	RESIDENTIAL LABOR 05/09 - 05/14/11	Jun-2011
23,355	Other	PIC GROUP INC				361.62	512100	500014960	RESIDENTIAL LABOR 05/09 - 05/14/11	Jun-2011
23,356	Other	PIC GROUP INC				266.64	512005	500014960	RESIDENTIAL LABOR 05/09 - 05/14/11	Jun-2011
23,357	Other	PIC GROUP INC				266.64	512017	500014960	RESIDENTIAL LABOR 05/09 - 05/14/11	Jun-2011
23,358	Other	PIC GROUP INC				199.98	512017	500014960	RESIDENTIAL LABOR 05/09 - 05/14/11	Jun-2011
23,359	Other	PIC GROUP INC				166.65	513100	500014960	RESIDENTIAL LABOR 05/09 - 05/14/11	Jun-2011
23,360	Other	PIC GROUP INC				133.32	512005	500014960	RESIDENTIAL LABOR 05/09 - 05/14/11	Jun-2011
23,361	Other	PIC GROUP INC				133.31	512005	500014960	RESIDENTIAL LABOR 05/09 - 05/14/11	Jun-2011
23,362	Other	PIC GROUP INC				120.90	512100	500014960	RESIDENTIAL LABOR 05/09 - 05/14/11	Jun-2011
23,363	Other	PIC GROUP INC				99.99	511100	500014960	RESIDENTIAL LABOR 05/09 - 05/14/11	Jun-2011
23,364	Other	PIC GROUP INC				99.99	512005	500014960	RESIDENTIAL LABOR 05/09 - 05/14/11	Jun-2011
23,365	Other	PIC GROUP INC				99.99	512017	500014960	RESIDENTIAL LABOR 05/09 - 05/14/11	Jun-2011
23,366	Other	PIC GROUP INC				66.66	511100	500014960	RESIDENTIAL LABOR 05/09 - 05/14/11	Jun-2011
23,367	Other	PIC GROUP INC				66.66	512017	500014960	RESIDENTIAL LABOR 05/09 - 05/14/11	Jun-2011
23,368	Other	PIC GROUP INC				66.66	512017	500014960	RESIDENTIAL LABOR 05/09 - 05/14/11	Jun-2011
23,369	Other	PIC GROUP INC				66.66	513100	500014960	RESIDENTIAL LABOR 05/09 - 05/14/11	Jun-2011
23,370	Other	PIC GROUP INC				33.33	511100	500014960	RESIDENTIAL LABOR 05/09 - 05/14/11	Jun-2011
23,371	Other	PIC GROUP INC				33.33	511100	500014960	RESIDENTIAL LABOR 05/09 - 05/14/11	Jun-2011
23,372	Other	PIC GROUP INC				33.33	513100	500014960	RESIDENTIAL LABOR 05/09 - 05/14/11	Jun-2011
23,373	Other	PIC GROUP INC				16.67	512100	500014960	RESIDENTIAL LABOR 05/09 - 05/14/11	Jun-2011
23,374	Other	PIC GROUP INC				16.67	512100	500014960	RESIDENTIAL LABOR 05/09 - 05/14/11	Jun-2011
23,375	Other	PIC GROUP INC				16.67	512100	500014960	RESIDENTIAL LABOR 05/09 - 05/14/11	Jun-2011
23,376	Other	PIC GROUP INC				2,466.42	512100	500014961	GHENT INSIDE MAINTENANCE FOR THE PERIOD 5/8 THRU 5/14/11	MAY-2011
23,377	Other	PIC GROUP INC				2,286.13	512100	500014961	GHENT INSIDE MAINTENANCE FOR THE PERIOD 5/8 THRU 5/14/11	MAY-2011
23,378	Other	PIC GROUP INC				945.40	512100	500014961	GHENT INSIDE MAINTENANCE FOR THE PERIOD 5/8 THRU 5/14/11	MAY-2011
23,379	Other	PIC GROUP INC				847.22	511100	500014961	GHENT INSIDE MAINTENANCE FOR THE PERIOD 5/8 THRU 5/14/11	MAY-2011
23,380	Other	PIC GROUP INC				533.28	512017	500014961	GHENT INSIDE MAINTENANCE FOR THE PERIOD 5/8 THRU 5/14/11	MAY-2011
23,381	Other	PIC GROUP INC				522.34	512100	500014961	GHENT INSIDE MAINTENANCE FOR THE PERIOD 5/8 THRU 5/14/11	MAY-2011
23,382	Other	PIC GROUP INC				451.79	511100	500014961	GHENT INSIDE MAINTENANCE FOR THE PERIOD 5/8 THRU 5/14/11	MAY-2011
23,383	Other	PIC GROUP INC				421.89	511100	500014961	GHENT INSIDE MAINTENANCE FOR THE PERIOD 5/8 THRU 5/14/11	MAY-2011
23,384	Other	PIC GROUP INC				383.30	512100	500014961	GHENT INSIDE MAINTENANCE FOR THE PERIOD 5/8 THRU 5/14/11	MAY-2011
23,385	Other	PIC GROUP INC				349.97	512100	500014961	GHENT INSIDE MAINTENANCE FOR THE PERIOD 5/8 THRU 5/14/11	MAY-2011
23,386	Other	PIC GROUP INC				341.88	512100	500014961	GHENT INSIDE MAINTENANCE FOR THE PERIOD 5/8 THRU 5/14/11	MAY-2011
23,387	Other	PIC GROUP INC				333.30	512100	500014961	GHENT INSIDE MAINTENANCE FOR THE PERIOD 5/8 THRU 5/14/11	MAY-2011
23,388	Other	PIC GROUP INC				236.35	512100	500014961	GHENT INSIDE MAINTENANCE FOR THE PERIOD 5/8 THRU 5/14/11	MAY-2011
23,389	Other	PIC GROUP INC				200.90	511100	500014961	GHENT INSIDE MAINTENANCE FOR THE PERIOD 5/8 THRU 5/14/11	MAY-2011
23,390	Other	PIC GROUP INC				185.92	512100	500014961	GHENT INSIDE MAINTENANCE FOR THE PERIOD 5/8 THRU 5/14/11	MAY-2011
23,391	Other	PIC GROUP INC				166.65	512100	500014961	GHENT INSIDE MAINTENANCE FOR THE PERIOD 5/8 THRU 5/14/11	MAY-2011
23,392	Other	PIC GROUP INC				160.72	511100	500014961	GHENT INSIDE MAINTENANCE FOR THE PERIOD 5/8 THRU 5/14/11	MAY-2011
23,393	Other	PIC GROUP INC				100.45	512100	500014961	GHENT INSIDE MAINTENANCE FOR THE PERIOD 5/8 THRU 5/14/11	MAY-2011
23,394	Other	PIC GROUP INC				100.45	512100	500014961	GHENT INSIDE MAINTENANCE FOR THE PERIOD 5/8 THRU 5/14/11	MAY-2011
23,395	Other	PIC GROUP INC				99.99	512017	500014961	GHENT INSIDE MAINTENANCE FOR THE PERIOD 5/8 THRU 5/14/11	MAY-2011
23,396	Other	PIC GROUP INC				99.99	512100	500014961	GHENT INSIDE MAINTENANCE FOR THE PERIOD 5/8 THRU 5/14/11	MAY-2011
23,397	Other	PIC GROUP INC				94.54	512100	500014961	GHENT INSIDE MAINTENANCE FOR THE PERIOD 5/8 THRU 5/14/11	MAY-2011
23,398	Other	PIC GROUP INC				94.54	512100	500014961	GHENT INSIDE MAINTENANCE FOR THE PERIOD 5/8 THRU 5/14/11	MAY-2011
23,399	Other	PIC GROUP INC				70.91	512100	500014961	GHENT INSIDE MAINTENANCE FOR THE PERIOD 5/8 THRU 5/14/11	MAY-2011
23,400	Other	PIC GROUP INC				70.91	512100	500014961	GHENT INSIDE MAINTENANCE FOR THE PERIOD 5/8 THRU 5/14/11	MAY-2011
23,401	Other	PIC GROUP INC				70.91	512100	500014961	GHENT INSIDE MAINTENANCE FOR THE PERIOD 5/8 THRU 5/14/11	MAY-2011
23,402	Other	PIC GROUP INC				70.91	512100	500014961	GHENT INSIDE MAINTENANCE FOR THE PERIOD 5/8 THRU 5/14/11	MAY-2011
23,403	Other	PIC GROUP INC				66.66	512017	500014961	GHENT INSIDE MAINTENANCE FOR THE PERIOD 5/8 THRU 5/14/11	MAY-2011
23,404	Other	PIC GROUP INC				66.66	512100	500014961	GHENT INSIDE MAINTENANCE FOR THE PERIOD 5/8 THRU 5/14/11	MAY-2011
23,405	Other	PIC GROUP INC				66.66	512100	500014961	GHENT INSIDE MAINTENANCE FOR THE PERIOD 5/8 THRU 5/14/11	MAY-2011
23,406	Other	PIC GROUP INC				66.66	512100	500014961	GHENT INSIDE MAINTENANCE FOR THE PERIOD 5/8 THRU 5/14/11	MAY-2011
23,407	Other	PIC GROUP INC				66.66	512100	500014961	GHENT INSIDE MAINTENANCE FOR THE PERIOD 5/8 THRU 5/14/11	MAY-2011
23,408	Other	PIC GROUP INC				66.66	512100	500014961	GHENT INSIDE MAINTENANCE FOR THE PERIOD 5/8 THRU 5/14/11	MAY-2011

KENTUCKY UTILITIES COMPANY
Case No. 2012- 00221
Analysis of Professional Services Expenses For the Test Year

(A)	(B)	(C)	(D)	(E)	(F)	(G)	(H)	(I)		
Line No.	Type	Vendor	Rate Case	Audit	Other	Total	Account	Invoice	Description	Period
23,409	Other	PIC GROUP INC				50.00	512100	500014961	GHENT INSIDE MAINTENANCE FOR THE PERIOD 5/8 THRU 5/14/11	MAY-2011
23,410	Other	PIC GROUP INC				47.27	511100	500014961	GHENT INSIDE MAINTENANCE FOR THE PERIOD 5/8 THRU 5/14/11	MAY-2011
23,411	Other	PIC GROUP INC				47.27	511100	500014961	GHENT INSIDE MAINTENANCE FOR THE PERIOD 5/8 THRU 5/14/11	MAY-2011
23,412	Other	PIC GROUP INC				47.27	512100	500014961	GHENT INSIDE MAINTENANCE FOR THE PERIOD 5/8 THRU 5/14/11	MAY-2011
23,413	Other	PIC GROUP INC				47.27	512100	500014961	GHENT INSIDE MAINTENANCE FOR THE PERIOD 5/8 THRU 5/14/11	MAY-2011
23,414	Other	PIC GROUP INC				47.27	512100	500014961	GHENT INSIDE MAINTENANCE FOR THE PERIOD 5/8 THRU 5/14/11	MAY-2011
23,415	Other	PIC GROUP INC				47.27	512100	500014961	GHENT INSIDE MAINTENANCE FOR THE PERIOD 5/8 THRU 5/14/11	MAY-2011
23,416	Other	PIC GROUP INC				47.27	512100	500014961	GHENT INSIDE MAINTENANCE FOR THE PERIOD 5/8 THRU 5/14/11	MAY-2011
23,417	Other	PIC GROUP INC				47.27	513100	500014961	GHENT INSIDE MAINTENANCE FOR THE PERIOD 5/8 THRU 5/14/11	MAY-2011
23,418	Other	PIC GROUP INC				47.21	512100	500014961	GHENT INSIDE MAINTENANCE FOR THE PERIOD 5/8 THRU 5/14/11	MAY-2011
23,419	Other	PIC GROUP INC				33.33	512017	500014961	GHENT INSIDE MAINTENANCE FOR THE PERIOD 5/8 THRU 5/14/11	MAY-2011
23,420	Other	PIC GROUP INC				23.64	512017	500014961	GHENT INSIDE MAINTENANCE FOR THE PERIOD 5/8 THRU 5/14/11	MAY-2011
23,421	Other	PIC GROUP INC				23.64	512017	500014961	GHENT INSIDE MAINTENANCE FOR THE PERIOD 5/8 THRU 5/14/11	MAY-2011
23,422	Other	PIC GROUP INC				23.64	513100	500014961	GHENT INSIDE MAINTENANCE FOR THE PERIOD 5/8 THRU 5/14/11	MAY-2011
23,423	Other	PIC GROUP INC				23.64	513100	500014961	GHENT INSIDE MAINTENANCE FOR THE PERIOD 5/8 THRU 5/14/11	MAY-2011
23,424	Other	PIC GROUP INC				23.64	513100	500014961	GHENT INSIDE MAINTENANCE FOR THE PERIOD 5/8 THRU 5/14/11	MAY-2011
23,425	Other	PIC GROUP INC				1,570.08	512100	500014962	GHENT OUTSIDE MAINTENANCE FOR THE PERIOD 5/8 THRU 5/14/11	MAY-2011
23,426	Other	PIC GROUP INC				1,449.86	512100	500014962	GHENT OUTSIDE MAINTENANCE FOR THE PERIOD 5/8 THRU 5/14/11	MAY-2011
23,427	Other	PIC GROUP INC				1,025.69	511100	500014962	GHENT OUTSIDE MAINTENANCE FOR THE PERIOD 5/8 THRU 5/14/11	MAY-2011
23,428	Other	PIC GROUP INC				749.93	512100	500014962	GHENT OUTSIDE MAINTENANCE FOR THE PERIOD 5/8 THRU 5/14/11	MAY-2011
23,429	Other	PIC GROUP INC				683.27	513100	500014962	GHENT OUTSIDE MAINTENANCE FOR THE PERIOD 5/8 THRU 5/14/11	MAY-2011
23,430	Other	PIC GROUP INC				633.27	512100	500014962	GHENT OUTSIDE MAINTENANCE FOR THE PERIOD 5/8 THRU 5/14/11	MAY-2011
23,431	Other	PIC GROUP INC				428.13	513100	500014962	GHENT OUTSIDE MAINTENANCE FOR THE PERIOD 5/8 THRU 5/14/11	MAY-2011
23,432	Other	PIC GROUP INC				378.12	513100	500014962	GHENT OUTSIDE MAINTENANCE FOR THE PERIOD 5/8 THRU 5/14/11	MAY-2011
23,433	Other	PIC GROUP INC				266.64	511100	500014962	GHENT OUTSIDE MAINTENANCE FOR THE PERIOD 5/8 THRU 5/14/11	MAY-2011
23,434	Other	PIC GROUP INC				215.34	512100	500014962	GHENT OUTSIDE MAINTENANCE FOR THE PERIOD 5/8 THRU 5/14/11	MAY-2011
23,435	Other	PIC GROUP INC				166.65	512017	500014962	GHENT OUTSIDE MAINTENANCE FOR THE PERIOD 5/8 THRU 5/14/11	MAY-2011
23,436	Other	PIC GROUP INC				166.65	512100	500014962	GHENT OUTSIDE MAINTENANCE FOR THE PERIOD 5/8 THRU 5/14/11	MAY-2011
23,437	Other	PIC GROUP INC				149.99	513100	500014962	GHENT OUTSIDE MAINTENANCE FOR THE PERIOD 5/8 THRU 5/14/11	MAY-2011
23,438	Other	PIC GROUP INC				133.32	512100	500014962	GHENT OUTSIDE MAINTENANCE FOR THE PERIOD 5/8 THRU 5/14/11	MAY-2011
23,439	Other	PIC GROUP INC				133.32	512100	500014962	GHENT OUTSIDE MAINTENANCE FOR THE PERIOD 5/8 THRU 5/14/11	MAY-2011
23,440	Other	PIC GROUP INC				70.91	512017	500014962	GHENT OUTSIDE MAINTENANCE FOR THE PERIOD 5/8 THRU 5/14/11	MAY-2011
23,441	Other	PIC GROUP INC				50.00	512100	500014962	GHENT OUTSIDE MAINTENANCE FOR THE PERIOD 5/8 THRU 5/14/11	MAY-2011
23,442	Other	PIC GROUP INC				50.00	512100	500014962	GHENT OUTSIDE MAINTENANCE FOR THE PERIOD 5/8 THRU 5/14/11	MAY-2011
23,443	Other	PIC GROUP INC				50.00	512100	500014962	GHENT OUTSIDE MAINTENANCE FOR THE PERIOD 5/8 THRU 5/14/11	MAY-2011
23,444	Other	PIC GROUP INC				33.33	512100	500014962	GHENT OUTSIDE MAINTENANCE FOR THE PERIOD 5/8 THRU 5/14/11	MAY-2011
23,445	Other	PIC GROUP INC				33.33	512100	500014962	GHENT OUTSIDE MAINTENANCE FOR THE PERIOD 5/8 THRU 5/14/11	MAY-2011
23,446	Other	PIC GROUP INC				4,419.23	512100	500014963	PAYMENT OF INVOICE #500014963--GHENT MILLWRIGHTS BASE CREW FOR THE PERIOD 5/8 THRU 5/14/11	MAY-2011
23,447	Other	PIC GROUP INC				1,374.31	512100	500014963	PAYMENT OF INVOICE #500014963--GHENT MILLWRIGHTS BASE CREW FOR THE PERIOD 5/8 THRU 5/14/11	MAY-2011
23,448	Other	PIC GROUP INC				1,156.27	512100	500014963	PAYMENT OF INVOICE #500014963--GHENT MILLWRIGHTS BASE CREW FOR THE PERIOD 5/8 THRU 5/14/11	MAY-2011
23,449	Other	PIC GROUP INC				1,140.85	512100	500014963	PAYMENT OF INVOICE #500014963--GHENT MILLWRIGHTS BASE CREW FOR THE PERIOD 5/8 THRU 5/14/11	MAY-2011
23,450	Other	PIC GROUP INC				751.41	512100	500014963	PAYMENT OF INVOICE #500014963--GHENT MILLWRIGHTS BASE CREW FOR THE PERIOD 5/8 THRU 5/14/11	MAY-2011
23,451	Other	PIC GROUP INC				748.68	512100	500014963	PAYMENT OF INVOICE #500014963--GHENT MILLWRIGHTS BASE CREW FOR THE PERIOD 5/8 THRU 5/14/11	MAY-2011
23,452	Other	PIC GROUP INC				699.93	512100	500014963	PAYMENT OF INVOICE #500014963--GHENT MILLWRIGHTS BASE CREW FOR THE PERIOD 5/8 THRU 5/14/11	MAY-2011
23,453	Other	PIC GROUP INC				692.07	512100	500014963	PAYMENT OF INVOICE #500014963--GHENT MILLWRIGHTS BASE CREW FOR THE PERIOD 5/8 THRU 5/14/11	MAY-2011
23,454	Other	PIC GROUP INC				652.41	512100	500014963	PAYMENT OF INVOICE #500014963--GHENT MILLWRIGHTS BASE CREW FOR THE PERIOD 5/8 THRU 5/14/11	MAY-2011
23,455	Other	PIC GROUP INC				640.90	512100	500014963	PAYMENT OF INVOICE #500014963--GHENT MILLWRIGHTS BASE CREW FOR THE PERIOD 5/8 THRU 5/14/11	MAY-2011
23,456	Other	PIC GROUP INC				533.28	512100	500014963	PAYMENT OF INVOICE #500014963--GHENT MILLWRIGHTS BASE CREW FOR THE PERIOD 5/8 THRU 5/14/11	MAY-2011

KENTUCKY UTILITIES COMPANY
Case No. 2012- 00221
Analysis of Professional Services Expenses For the Test Year

(A)	(B)	(C)	(D)	(E)	(F)	(G)	(H)	(I)		
Line No.	Type	Vendor	Rate Case	Audit	Other	Total	Account	Invoice	Description	Period
23,457	Other	PIC GROUP INC				533.27	512100	500014963	PAYMENT OF INVOICE #500014963--GHENT MILLWRIGHTS BASE CREW FOR THE PERIOD 5/8 THRU 5/14/11	MAY-2011
23,458	Other	PIC GROUP INC				482.24	512100	500014963	PAYMENT OF INVOICE #500014963--GHENT MILLWRIGHTS BASE CREW FOR THE PERIOD 5/8 THRU 5/14/11	MAY-2011
23,459	Other	PIC GROUP INC				416.63	512100	500014963	PAYMENT OF INVOICE #500014963--GHENT MILLWRIGHTS BASE CREW FOR THE PERIOD 5/8 THRU 5/14/11	MAY-2011
23,460	Other	PIC GROUP INC				369.62	512100	500014963	PAYMENT OF INVOICE #500014963--GHENT MILLWRIGHTS BASE CREW FOR THE PERIOD 5/8 THRU 5/14/11	MAY-2011
23,461	Other	PIC GROUP INC				266.64	512100	500014963	PAYMENT OF INVOICE #500014963--GHENT MILLWRIGHTS BASE CREW FOR THE PERIOD 5/8 THRU 5/14/11	MAY-2011
23,462	Other	PIC GROUP INC				266.64	512100	500014963	PAYMENT OF INVOICE #500014963--GHENT MILLWRIGHTS BASE CREW FOR THE PERIOD 5/8 THRU 5/14/11	MAY-2011
23,463	Other	PIC GROUP INC				226.98	512100	500014963	PAYMENT OF INVOICE #500014963--GHENT MILLWRIGHTS BASE CREW FOR THE PERIOD 5/8 THRU 5/14/11	MAY-2011
23,464	Other	PIC GROUP INC				215.60	512100	500014963	PAYMENT OF INVOICE #500014963--GHENT MILLWRIGHTS BASE CREW FOR THE PERIOD 5/8 THRU 5/14/11	MAY-2011
23,465	Other	PIC GROUP INC				133.32	512100	500014963	PAYMENT OF INVOICE #500014963--GHENT MILLWRIGHTS BASE CREW FOR THE PERIOD 5/8 THRU 5/14/11	MAY-2011
23,466	Other	PIC GROUP INC				133.32	512100	500014963	PAYMENT OF INVOICE #500014963--GHENT MILLWRIGHTS BASE CREW FOR THE PERIOD 5/8 THRU 5/14/11	MAY-2011
23,467	Other	PIC GROUP INC				97.46	512100	500014963	PAYMENT OF INVOICE #500014963--GHENT MILLWRIGHTS BASE CREW FOR THE PERIOD 5/8 THRU 5/14/11	MAY-2011
23,468	Other	PIC GROUP INC				375.00	512100	500014967	AUX MAINT 05/09 - 05/14/11	Jun-2011
23,469	Other	PIC GROUP INC				269.60	512017	500014967	AUX MAINT 05/09 - 05/14/11	Jun-2011
23,470	Other	PIC GROUP INC				202.20	512017	500014967	AUX MAINT 05/09 - 05/14/11	Jun-2011
23,471	Other	PIC GROUP INC				202.20	512100	500014967	AUX MAINT 05/09 - 05/14/11	Jun-2011
23,472	Other	PIC GROUP INC				134.80	512100	500014967	AUX MAINT 05/09 - 05/14/11	Jun-2011
23,473	Other	PIC GROUP INC				134.80	512100	500014967	AUX MAINT 05/09 - 05/14/11	Jun-2011
23,474	Other	PIC GROUP INC				101.10	511100	500014967	AUX MAINT 05/09 - 05/14/11	Jun-2011
23,475	Other	PIC GROUP INC				67.40	512005	500014967	AUX MAINT 05/09 - 05/14/11	Jun-2011
23,476	Other	PIC GROUP INC				67.40	512100	500014967	AUX MAINT 05/09 - 05/14/11	Jun-2011
23,477	Other	PIC GROUP INC				67.40	512100	500014967	AUX MAINT 05/09 - 05/14/11	Jun-2011
23,478	Other	PIC GROUP INC				67.40	512100	500014967	AUX MAINT 05/09 - 05/14/11	Jun-2011
23,479	Other	PIC GROUP INC				33.70	511100	500014967	AUX MAINT 05/09 - 05/14/11	Jun-2011
23,480	Other	PIC GROUP INC				3,757.05	512100	500014968	PAYMENT OF INVOICE #500014968--GHENT MILLWRIGHTS AUX CREW FOR THE BILLING PERIOD 5/8 THRU 5/14/2011	MAY-2011
23,481	Other	PIC GROUP INC				1,302.80	512005	500014968	PAYMENT OF INVOICE #500014968--GHENT MILLWRIGHTS AUX CREW FOR THE BILLING PERIOD 5/8 THRU 5/14/2011	MAY-2011
23,482	Other	PIC GROUP INC				1,059.45	512005	500014968	PAYMENT OF INVOICE #500014968--GHENT MILLWRIGHTS AUX CREW FOR THE BILLING PERIOD 5/8 THRU 5/14/2011	MAY-2011
23,483	Other	PIC GROUP INC				769.20	513100	500014968	PAYMENT OF INVOICE #500014968--GHENT MILLWRIGHTS AUX CREW FOR THE BILLING PERIOD 5/8 THRU 5/14/2011	MAY-2011
23,484	Other	PIC GROUP INC				699.39	512005	500014968	PAYMENT OF INVOICE #500014968--GHENT MILLWRIGHTS AUX CREW FOR THE BILLING PERIOD 5/8 THRU 5/14/2011	MAY-2011
23,485	Other	PIC GROUP INC				424.28	512100	500014968	PAYMENT OF INVOICE #500014968--GHENT MILLWRIGHTS AUX CREW FOR THE BILLING PERIOD 5/8 THRU 5/14/2011	MAY-2011
23,486	Other	PIC GROUP INC				309.60	512100	500014968	PAYMENT OF INVOICE #500014968--GHENT MILLWRIGHTS AUX CREW FOR THE BILLING PERIOD 5/8 THRU 5/14/2011	MAY-2011
23,487	Other	PIC GROUP INC				309.60	512100	500014968	PAYMENT OF INVOICE #500014968--GHENT MILLWRIGHTS AUX CREW FOR THE BILLING PERIOD 5/8 THRU 5/14/2011	MAY-2011
23,488	Other	PIC GROUP INC				309.60	512100	500014968	PAYMENT OF INVOICE #500014968--GHENT MILLWRIGHTS AUX CREW FOR THE BILLING PERIOD 5/8 THRU 5/14/2011	MAY-2011
23,489	Other	PIC GROUP INC				309.60	512100	500014968	PAYMENT OF INVOICE #500014968--GHENT MILLWRIGHTS AUX CREW FOR THE BILLING PERIOD 5/8 THRU 5/14/2011	MAY-2011
23,490	Other	PIC GROUP INC				273.50	512005	500014968	PAYMENT OF INVOICE #500014968--GHENT MILLWRIGHTS AUX CREW FOR THE BILLING PERIOD 5/8 THRU 5/14/2011	MAY-2011
23,491	Other	PIC GROUP INC				268.50	512005	500014968	PAYMENT OF INVOICE #500014968--GHENT MILLWRIGHTS AUX CREW FOR THE BILLING PERIOD 5/8 THRU 5/14/2011	MAY-2011
23,492	Other	PIC GROUP INC				251.55	512017	500014968	PAYMENT OF INVOICE #500014968--GHENT MILLWRIGHTS AUX CREW FOR THE BILLING PERIOD 5/8 THRU 5/14/2011	MAY-2011

KENTUCKY UTILITIES COMPANY
Case No. 2012- 00221
Analysis of Professional Services Expenses For the Test Year

(A)	(B)	(C)	(D)	(E)	(F)	(G)	(H)	(I)		
Line No.	Type	Vendor	Rate Case	Audit	Other	Total	Account	Invoice	Description	Period
23,493	Other	PIC GROUP INC				229.36	512100	500014968	PAYMENT OF INVOICE #500014968--GHENT MILLWRIGHTS AUX CREW FOR THE BILLING PERIOD 5/8 THRU 5/14/2011	MAY-2011
23,494	Other	PIC GROUP INC				200.69	512100	500014968	PAYMENT OF INVOICE #500014968--GHENT MILLWRIGHTS AUX CREW FOR THE BILLING PERIOD 5/8 THRU 5/14/2011	MAY-2011
23,495	Other	PIC GROUP INC				191.10	512005	500014968	PAYMENT OF INVOICE #500014968--GHENT MILLWRIGHTS AUX CREW FOR THE BILLING PERIOD 5/8 THRU 5/14/2011	MAY-2011
23,496	Other	PIC GROUP INC				186.36	512100	500014968	PAYMENT OF INVOICE #500014968--GHENT MILLWRIGHTS AUX CREW FOR THE BILLING PERIOD 5/8 THRU 5/14/2011	MAY-2011
23,497	Other	PIC GROUP INC				174.15	512005	500014968	PAYMENT OF INVOICE #500014968--GHENT MILLWRIGHTS AUX CREW FOR THE BILLING PERIOD 5/8 THRU 5/14/2011	MAY-2011
23,498	Other	PIC GROUP INC				152.40	512005	500014968	PAYMENT OF INVOICE #500014968--GHENT MILLWRIGHTS AUX CREW FOR THE BILLING PERIOD 5/8 THRU 5/14/2011	MAY-2011
23,499	Other	PIC GROUP INC				114.68	512100	500014968	PAYMENT OF INVOICE #500014968--GHENT MILLWRIGHTS AUX CREW FOR THE BILLING PERIOD 5/8 THRU 5/14/2011	MAY-2011
23,500	Other	PIC GROUP INC				114.68	512100	500014968	PAYMENT OF INVOICE #500014968--GHENT MILLWRIGHTS AUX CREW FOR THE BILLING PERIOD 5/8 THRU 5/14/2011	MAY-2011
23,501	Other	PIC GROUP INC				114.68	512100	500014968	PAYMENT OF INVOICE #500014968--GHENT MILLWRIGHTS AUX CREW FOR THE BILLING PERIOD 5/8 THRU 5/14/2011	MAY-2011
23,502	Other	PIC GROUP INC				109.40	512005	500014968	PAYMENT OF INVOICE #500014968--GHENT MILLWRIGHTS AUX CREW FOR THE BILLING PERIOD 5/8 THRU 5/14/2011	MAY-2011
23,503	Other	PIC GROUP INC				109.40	512005	500014968	PAYMENT OF INVOICE #500014968--GHENT MILLWRIGHTS AUX CREW FOR THE BILLING PERIOD 5/8 THRU 5/14/2011	MAY-2011
23,504	Other	PIC GROUP INC				91.94	512100	500014968	PAYMENT OF INVOICE #500014968--GHENT MILLWRIGHTS AUX CREW FOR THE BILLING PERIOD 5/8 THRU 5/14/2011	MAY-2011
23,505	Other	PIC GROUP INC				77.40	512005	500014968	PAYMENT OF INVOICE #500014968--GHENT MILLWRIGHTS AUX CREW FOR THE BILLING PERIOD 5/8 THRU 5/14/2011	MAY-2011
23,506	Other	PIC GROUP INC				77.40	512005	500014968	PAYMENT OF INVOICE #500014968--GHENT MILLWRIGHTS AUX CREW FOR THE BILLING PERIOD 5/8 THRU 5/14/2011	MAY-2011
23,507	Other	PIC GROUP INC				77.40	512100	500014968	PAYMENT OF INVOICE #500014968--GHENT MILLWRIGHTS AUX CREW FOR THE BILLING PERIOD 5/8 THRU 5/14/2011	MAY-2011
23,508	Other	PIC GROUP INC				58.05	512005	500014968	PAYMENT OF INVOICE #500014968--GHENT MILLWRIGHTS AUX CREW FOR THE BILLING PERIOD 5/8 THRU 5/14/2011	MAY-2011
23,509	Other	PIC GROUP INC				38.70	512005	500014968	PAYMENT OF INVOICE #500014968--GHENT MILLWRIGHTS AUX CREW FOR THE BILLING PERIOD 5/8 THRU 5/14/2011	MAY-2011
23,510	Other	PIC GROUP INC				38.70	512005	500014968	PAYMENT OF INVOICE #500014968--GHENT MILLWRIGHTS AUX CREW FOR THE BILLING PERIOD 5/8 THRU 5/14/2011	MAY-2011
23,511	Other	PIC GROUP INC				717.21	513100	500015078	RESIDENTIAL MAINT 05/16 - 05/22/11	Jun-2011
23,512	Other	PIC GROUP INC				559.82	512017	500015078	RESIDENTIAL MAINT 05/16 - 05/22/11	Jun-2011
23,513	Other	PIC GROUP INC				544.00	513100	500015078	RESIDENTIAL MAINT 05/16 - 05/22/11	Jun-2011
23,514	Other	PIC GROUP INC				463.01	512100	500015078	RESIDENTIAL MAINT 05/16 - 05/22/11	Jun-2011
23,515	Other	PIC GROUP INC				279.89	512005	500015078	RESIDENTIAL MAINT 05/16 - 05/22/11	Jun-2011
23,516	Other	PIC GROUP INC				231.50	512100	500015078	RESIDENTIAL MAINT 05/16 - 05/22/11	Jun-2011
23,517	Other	PIC GROUP INC				196.52	512100	500015078	RESIDENTIAL MAINT 05/16 - 05/22/11	Jun-2011
23,518	Other	PIC GROUP INC				174.94	512017	500015078	RESIDENTIAL MAINT 05/16 - 05/22/11	Jun-2011
23,519	Other	PIC GROUP INC				168.72	513100	500015078	RESIDENTIAL MAINT 05/16 - 05/22/11	Jun-2011
23,520	Other	PIC GROUP INC				147.14	511100	500015078	RESIDENTIAL MAINT 05/16 - 05/22/11	Jun-2011
23,521	Other	PIC GROUP INC				139.95	512100	500015078	RESIDENTIAL MAINT 05/16 - 05/22/11	Jun-2011
23,522	Other	PIC GROUP INC				126.54	512005	500015078	RESIDENTIAL MAINT 05/16 - 05/22/11	Jun-2011
23,523	Other	PIC GROUP INC				126.54	554100	500015078	RESIDENTIAL MAINT 05/16 - 05/22/11	Jun-2011
23,524	Other	PIC GROUP INC				122.47	512100	500015078	RESIDENTIAL MAINT 05/16 - 05/22/11	Jun-2011
23,525	Other	PIC GROUP INC				119.35	511100	500015078	RESIDENTIAL MAINT 05/16 - 05/22/11	Jun-2011
23,526	Other	PIC GROUP INC				119.35	512005	500015078	RESIDENTIAL MAINT 05/16 - 05/22/11	Jun-2011
23,527	Other	PIC GROUP INC				104.97	511100	500015078	RESIDENTIAL MAINT 05/16 - 05/22/11	Jun-2011
23,528	Other	PIC GROUP INC				104.97	513100	500015078	RESIDENTIAL MAINT 05/16 - 05/22/11	Jun-2011
23,529	Other	PIC GROUP INC				84.36	511100	500015078	RESIDENTIAL MAINT 05/16 - 05/22/11	Jun-2011
23,530	Other	PIC GROUP INC				84.36	512005	500015078	RESIDENTIAL MAINT 05/16 - 05/22/11	Jun-2011
23,531	Other	PIC GROUP INC				84.36	512100	500015078	RESIDENTIAL MAINT 05/16 - 05/22/11	Jun-2011
23,532	Other	PIC GROUP INC				69.98	511100	500015078	RESIDENTIAL MAINT 05/16 - 05/22/11	Jun-2011
23,533	Other	PIC GROUP INC				69.98	511100	500015078	RESIDENTIAL MAINT 05/16 - 05/22/11	Jun-2011
23,534	Other	PIC GROUP INC				69.98	512017	500015078	RESIDENTIAL MAINT 05/16 - 05/22/11	Jun-2011

KENTUCKY UTILITIES COMPANY
Case No. 2012- 00221
Analysis of Professional Services Expenses For the Test Year

(A)	(B)	(C)	(D)	(E)	(F)	(G)	(H)	(I)		
Line No.	Type	Vendor	Rate Case	Audit	Other	Total	Account	Invoice	Description	Period
23,595	Other	PIC GROUP INC				574.24	512100	500015080	GHENT OUTSIDE MAINTENANCE FOR THE PERIOD 5/15 THRU 5/21/11	Jun-2011
23,596	Other	PIC GROUP INC				533.28	512100	500015080	GHENT OUTSIDE MAINTENANCE FOR THE PERIOD 5/15 THRU 5/21/11	Jun-2011
23,597	Other	PIC GROUP INC				533.28	513100	500015080	GHENT OUTSIDE MAINTENANCE FOR THE PERIOD 5/15 THRU 5/21/11	Jun-2011
23,598	Other	PIC GROUP INC				378.16	513100	500015080	GHENT OUTSIDE MAINTENANCE FOR THE PERIOD 5/15 THRU 5/21/11	Jun-2011
23,599	Other	PIC GROUP INC				333.30	512100	500015080	GHENT OUTSIDE MAINTENANCE FOR THE PERIOD 5/15 THRU 5/21/11	Jun-2011
23,600	Other	PIC GROUP INC				316.64	512100	500015080	GHENT OUTSIDE MAINTENANCE FOR THE PERIOD 5/15 THRU 5/21/11	Jun-2011
23,601	Other	PIC GROUP INC				307.60	512100	500015080	GHENT OUTSIDE MAINTENANCE FOR THE PERIOD 5/15 THRU 5/21/11	Jun-2011
23,602	Other	PIC GROUP INC				283.62	512100	500015080	GHENT OUTSIDE MAINTENANCE FOR THE PERIOD 5/15 THRU 5/21/11	Jun-2011
23,603	Other	PIC GROUP INC				273.61	511100	500015080	GHENT OUTSIDE MAINTENANCE FOR THE PERIOD 5/15 THRU 5/21/11	Jun-2011
23,604	Other	PIC GROUP INC				266.64	513100	500015080	GHENT OUTSIDE MAINTENANCE FOR THE PERIOD 5/15 THRU 5/21/11	Jun-2011
23,605	Other	PIC GROUP INC				266.62	513100	500015080	GHENT OUTSIDE MAINTENANCE FOR THE PERIOD 5/15 THRU 5/21/11	Jun-2011
23,606	Other	PIC GROUP INC				233.31	512100	500015080	GHENT OUTSIDE MAINTENANCE FOR THE PERIOD 5/15 THRU 5/21/11	Jun-2011
23,607	Other	PIC GROUP INC				199.98	512005	500015080	GHENT OUTSIDE MAINTENANCE FOR THE PERIOD 5/15 THRU 5/21/11	Jun-2011
23,608	Other	PIC GROUP INC				199.98	512005	500015080	GHENT OUTSIDE MAINTENANCE FOR THE PERIOD 5/15 THRU 5/21/11	Jun-2011
23,609	Other	PIC GROUP INC				199.98	512100	500015080	GHENT OUTSIDE MAINTENANCE FOR THE PERIOD 5/15 THRU 5/21/11	Jun-2011
23,610	Other	PIC GROUP INC				166.65	512100	500015080	GHENT OUTSIDE MAINTENANCE FOR THE PERIOD 5/15 THRU 5/21/11	Jun-2011
23,611	Other	PIC GROUP INC				166.65	512100	500015080	GHENT OUTSIDE MAINTENANCE FOR THE PERIOD 5/15 THRU 5/21/11	Jun-2011
23,612	Other	PIC GROUP INC				153.80	512017	500015080	GHENT OUTSIDE MAINTENANCE FOR THE PERIOD 5/15 THRU 5/21/11	Jun-2011
23,613	Other	PIC GROUP INC				153.80	512100	500015080	GHENT OUTSIDE MAINTENANCE FOR THE PERIOD 5/15 THRU 5/21/11	Jun-2011
23,614	Other	PIC GROUP INC				153.80	513100	500015080	GHENT OUTSIDE MAINTENANCE FOR THE PERIOD 5/15 THRU 5/21/11	Jun-2011
23,615	Other	PIC GROUP INC				153.80	513100	500015080	GHENT OUTSIDE MAINTENANCE FOR THE PERIOD 5/15 THRU 5/21/11	Jun-2011
23,616	Other	PIC GROUP INC				99.99	512100	500015080	GHENT OUTSIDE MAINTENANCE FOR THE PERIOD 5/15 THRU 5/21/11	Jun-2011
23,617	Other	PIC GROUP INC				99.99	512100	500015080	GHENT OUTSIDE MAINTENANCE FOR THE PERIOD 5/15 THRU 5/21/11	Jun-2011
23,618	Other	PIC GROUP INC				94.54	513100	500015080	GHENT OUTSIDE MAINTENANCE FOR THE PERIOD 5/15 THRU 5/21/11	Jun-2011
23,619	Other	PIC GROUP INC				76.90	513100	500015080	GHENT OUTSIDE MAINTENANCE FOR THE PERIOD 5/15 THRU 5/21/11	Jun-2011
23,620	Other	PIC GROUP INC				66.66	512005	500015080	GHENT OUTSIDE MAINTENANCE FOR THE PERIOD 5/15 THRU 5/21/11	Jun-2011
23,621	Other	PIC GROUP INC				66.66	512100	500015080	GHENT OUTSIDE MAINTENANCE FOR THE PERIOD 5/15 THRU 5/21/11	Jun-2011
23,622	Other	PIC GROUP INC				66.66	512100	500015080	GHENT OUTSIDE MAINTENANCE FOR THE PERIOD 5/15 THRU 5/21/11	Jun-2011
23,623	Other	PIC GROUP INC				66.66	512100	500015080	GHENT OUTSIDE MAINTENANCE FOR THE PERIOD 5/15 THRU 5/21/11	Jun-2011
23,624	Other	PIC GROUP INC				66.66	512100	500015080	GHENT OUTSIDE MAINTENANCE FOR THE PERIOD 5/15 THRU 5/21/11	Jun-2011
23,625	Other	PIC GROUP INC				66.66	512100	500015080	GHENT OUTSIDE MAINTENANCE FOR THE PERIOD 5/15 THRU 5/21/11	Jun-2011
23,626	Other	PIC GROUP INC				66.66	514100	500015080	GHENT OUTSIDE MAINTENANCE FOR THE PERIOD 5/15 THRU 5/21/11	Jun-2011
23,627	Other	PIC GROUP INC				38.45	512100	500015080	GHENT OUTSIDE MAINTENANCE FOR THE PERIOD 5/15 THRU 5/21/11	Jun-2011
23,628	Other	PIC GROUP INC				38.45	512100	500015080	GHENT OUTSIDE MAINTENANCE FOR THE PERIOD 5/15 THRU 5/21/11	Jun-2011
23,629	Other	PIC GROUP INC				38.45	513100	500015080	GHENT OUTSIDE MAINTENANCE FOR THE PERIOD 5/15 THRU 5/21/11	Jun-2011
23,630	Other	PIC GROUP INC				33.33	512100	500015080	GHENT OUTSIDE MAINTENANCE FOR THE PERIOD 5/15 THRU 5/21/11	Jun-2011
23,631	Other	PIC GROUP INC				33.33	512100	500015080	GHENT OUTSIDE MAINTENANCE FOR THE PERIOD 5/15 THRU 5/21/11	Jun-2011
23,632	Other	PIC GROUP INC				19.23	512017	500015080	GHENT OUTSIDE MAINTENANCE FOR THE PERIOD 5/15 THRU 5/21/11	Jun-2011
23,633	Other	PIC GROUP INC				19.23	512100	500015080	GHENT OUTSIDE MAINTENANCE FOR THE PERIOD 5/15 THRU 5/21/11	Jun-2011
23,634	Other	PIC GROUP INC				19.23	512100	500015080	GHENT OUTSIDE MAINTENANCE FOR THE PERIOD 5/15 THRU 5/21/11	Jun-2011
23,635	Other	PIC GROUP INC				19.23	512100	500015080	GHENT OUTSIDE MAINTENANCE FOR THE PERIOD 5/15 THRU 5/21/11	Jun-2011
23,636	Other	PIC GROUP INC				6,544.19	512100	500015081	PAYMENT OF INVOICE #500015081--GHENT MILLWRIGHTS BASE CREW FOR THE PERIOD 5/15 THRU 5/21/11	Jun-2011
23,637	Other	PIC GROUP INC				1,737.88	513100	500015081	PAYMENT OF INVOICE #500015081--GHENT MILLWRIGHTS BASE CREW FOR THE PERIOD 5/15 THRU 5/21/11	Jun-2011
23,638	Other	PIC GROUP INC				1,646.12	512100	500015081	PAYMENT OF INVOICE #500015081--GHENT MILLWRIGHTS BASE CREW FOR THE PERIOD 5/15 THRU 5/21/11	Jun-2011
23,639	Other	PIC GROUP INC				1,534.09	512100	500015081	PAYMENT OF INVOICE #500015081--GHENT MILLWRIGHTS BASE CREW FOR THE PERIOD 5/15 THRU 5/21/11	Jun-2011
23,640	Other	PIC GROUP INC				1,404.74	512100	500015081	PAYMENT OF INVOICE #500015081--GHENT MILLWRIGHTS BASE CREW FOR THE PERIOD 5/15 THRU 5/21/11	Jun-2011
23,641	Other	PIC GROUP INC				1,338.71	512100	500015081	PAYMENT OF INVOICE #500015081--GHENT MILLWRIGHTS BASE CREW FOR THE PERIOD 5/15 THRU 5/21/11	Jun-2011
23,642	Other	PIC GROUP INC				1,204.84	512100	500015081	PAYMENT OF INVOICE #500015081--GHENT MILLWRIGHTS BASE CREW FOR THE PERIOD 5/15 THRU 5/21/11	Jun-2011
23,643	Other	PIC GROUP INC				999.90	512100	500015081	PAYMENT OF INVOICE #500015081--GHENT MILLWRIGHTS BASE CREW FOR THE PERIOD 5/15 THRU 5/21/11	Jun-2011
23,644	Other	PIC GROUP INC				945.99	512100	500015081	PAYMENT OF INVOICE #500015081--GHENT MILLWRIGHTS BASE CREW FOR THE PERIOD 5/15 THRU 5/21/11	Jun-2011

KENTUCKY UTILITIES COMPANY
Case No. 2012- 00221
Analysis of Professional Services Expenses For the Test Year

(A)	(B)	(C)	(D)	(E)	(F)	(G)	(H)	(I)		
Line No.	Type	Vendor	Rate Case	Audit	Other	Total	Account	Invoice	Description	Period
23,645	Other	PIC GROUP INC				620.62	512100	500015081	PAYMENT OF INVOICE #500015081--GHENT MILLWRIGHTS BASE CREW FOR THE PERIOD 5/15 THRU 5/21/11	Jun-2011
23,646	Other	PIC GROUP INC				574.50	512100	500015081	PAYMENT OF INVOICE #500015081--GHENT MILLWRIGHTS BASE CREW FOR THE PERIOD 5/15 THRU 5/21/11	Jun-2011
23,647	Other	PIC GROUP INC				528.73	512100	500015081	PAYMENT OF INVOICE #500015081--GHENT MILLWRIGHTS BASE CREW FOR THE PERIOD 5/15 THRU 5/21/11	Jun-2011
23,648	Other	PIC GROUP INC				514.79	512100	500015081	PAYMENT OF INVOICE #500015081--GHENT MILLWRIGHTS BASE CREW FOR THE PERIOD 5/15 THRU 5/21/11	Jun-2011
23,649	Other	PIC GROUP INC				508.95	512100	500015081	PAYMENT OF INVOICE #500015081--GHENT MILLWRIGHTS BASE CREW FOR THE PERIOD 5/15 THRU 5/21/11	Jun-2011
23,650	Other	PIC GROUP INC				333.30	512100	500015081	PAYMENT OF INVOICE #500015081--GHENT MILLWRIGHTS BASE CREW FOR THE PERIOD 5/15 THRU 5/21/11	Jun-2011
23,651	Other	PIC GROUP INC				333.30	512100	500015081	PAYMENT OF INVOICE #500015081--GHENT MILLWRIGHTS BASE CREW FOR THE PERIOD 5/15 THRU 5/21/11	Jun-2011
23,652	Other	PIC GROUP INC				333.30	512100	500015081	PAYMENT OF INVOICE #500015081--GHENT MILLWRIGHTS BASE CREW FOR THE PERIOD 5/15 THRU 5/21/11	Jun-2011
23,653	Other	PIC GROUP INC				333.30	512100	500015081	PAYMENT OF INVOICE #500015081--GHENT MILLWRIGHTS BASE CREW FOR THE PERIOD 5/15 THRU 5/21/11	Jun-2011
23,654	Other	PIC GROUP INC				333.30	512100	500015081	PAYMENT OF INVOICE #500015081--GHENT MILLWRIGHTS BASE CREW FOR THE PERIOD 5/15 THRU 5/21/11	Jun-2011
23,655	Other	PIC GROUP INC				192.00	512100	500015081	PAYMENT OF INVOICE #500015081--GHENT MILLWRIGHTS BASE CREW FOR THE PERIOD 5/15 THRU 5/21/11	Jun-2011
23,656	Other	PIC GROUP INC				471.80	512017	500015085	MAINTENANCE 05/16 - 05/22/11	Jun-2011
23,657	Other	PIC GROUP INC				375.00	512100	500015085	MAINTENANCE 05/16 - 05/22/11	Jun-2011
23,658	Other	PIC GROUP INC				269.60	512005	500015085	MAINTENANCE 05/16 - 05/22/11	Jun-2011
23,659	Other	PIC GROUP INC				269.60	512005	500015085	MAINTENANCE 05/16 - 05/22/11	Jun-2011
23,660	Other	PIC GROUP INC				168.50	511100	500015085	MAINTENANCE 05/16 - 05/22/11	Jun-2011
23,661	Other	PIC GROUP INC				67.40	512100	500015085	MAINTENANCE 05/16 - 05/22/11	Jun-2011
23,662	Other	PIC GROUP INC				67.40	512100	500015085	MAINTENANCE 05/16 - 05/22/11	Jun-2011
23,663	Other	PIC GROUP INC				33.70	511100	500015085	MAINTENANCE 05/16 - 05/22/11	Jun-2011
23,664	Other	PIC GROUP INC				4,955.80	512100	500015086	PAYMENT OF INVOICE #500015086--GHENT MILLWRIGHTS AUX CREW FOR THE PERIOD 5/15 THRU 5/21/11	Jun-2011
23,665	Other	PIC GROUP INC				1,905.30	512005	500015086	PAYMENT OF INVOICE #500015086--GHENT MILLWRIGHTS AUX CREW FOR THE PERIOD 5/15 THRU 5/21/11	Jun-2011
23,666	Other	PIC GROUP INC				1,742.45	512005	500015086	PAYMENT OF INVOICE #500015086--GHENT MILLWRIGHTS AUX CREW FOR THE PERIOD 5/15 THRU 5/21/11	Jun-2011
23,667	Other	PIC GROUP INC				1,079.90	512005	500015086	PAYMENT OF INVOICE #500015086--GHENT MILLWRIGHTS AUX CREW FOR THE PERIOD 5/15 THRU 5/21/11	Jun-2011
23,668	Other	PIC GROUP INC				691.80	512005	500015086	PAYMENT OF INVOICE #500015086--GHENT MILLWRIGHTS AUX CREW FOR THE PERIOD 5/15 THRU 5/21/11	Jun-2011
23,669	Other	PIC GROUP INC				616.36	512100	500015086	PAYMENT OF INVOICE #500015086--GHENT MILLWRIGHTS AUX CREW FOR THE PERIOD 5/15 THRU 5/21/11	Jun-2011
23,670	Other	PIC GROUP INC				387.00	512100	500015086	PAYMENT OF INVOICE #500015086--GHENT MILLWRIGHTS AUX CREW FOR THE PERIOD 5/15 THRU 5/21/11	Jun-2011
23,671	Other	PIC GROUP INC				387.00	512100	500015086	PAYMENT OF INVOICE #500015086--GHENT MILLWRIGHTS AUX CREW FOR THE PERIOD 5/15 THRU 5/21/11	Jun-2011
23,672	Other	PIC GROUP INC				355.55	513100	500015086	PAYMENT OF INVOICE #500015086--GHENT MILLWRIGHTS AUX CREW FOR THE PERIOD 5/15 THRU 5/21/11	Jun-2011
23,673	Other	PIC GROUP INC				348.50	512005	500015086	PAYMENT OF INVOICE #500015086--GHENT MILLWRIGHTS AUX CREW FOR THE PERIOD 5/15 THRU 5/21/11	Jun-2011
23,674	Other	PIC GROUP INC				321.15	512005	500015086	PAYMENT OF INVOICE #500015086--GHENT MILLWRIGHTS AUX CREW FOR THE PERIOD 5/15 THRU 5/21/11	Jun-2011
23,675	Other	PIC GROUP INC				301.48	512100	500015086	PAYMENT OF INVOICE #500015086--GHENT MILLWRIGHTS AUX CREW FOR THE PERIOD 5/15 THRU 5/21/11	Jun-2011
23,676	Other	PIC GROUP INC				269.48	512100	500015086	PAYMENT OF INVOICE #500015086--GHENT MILLWRIGHTS AUX CREW FOR THE PERIOD 5/15 THRU 5/21/11	Jun-2011
23,677	Other	PIC GROUP INC				269.48	512100	500015086	PAYMENT OF INVOICE #500015086--GHENT MILLWRIGHTS AUX CREW FOR THE PERIOD 5/15 THRU 5/21/11	Jun-2011
23,678	Other	PIC GROUP INC				266.45	512005	500015086	PAYMENT OF INVOICE #500015086--GHENT MILLWRIGHTS AUX CREW FOR THE PERIOD 5/15 THRU 5/21/11	Jun-2011

KENTUCKY UTILITIES COMPANY
Case No. 2012- 00221
Analysis of Professional Services Expenses For the Test Year

(A)	(B)	(C)	(D)	(E)	(F)	(G)	(H)	(I)		
Line No.	Type	Vendor	Rate Case	Audit	Other	Total	Account	Invoice	Description	Period
23,679	Other	PIC GROUP INC				229.80	512005	500015086	PAYMENT OF INVOICE #500015086--GHENT MILLWRIGHTS AUX CREW FOR THE PERIOD 5/15 THRU 5/21/11	Jun-2011
23,680	Other	PIC GROUP INC				218.80	512005	500015086	PAYMENT OF INVOICE #500015086--GHENT MILLWRIGHTS AUX CREW FOR THE PERIOD 5/15 THRU 5/21/11	Jun-2011
23,681	Other	PIC GROUP INC				218.80	512005	500015086	PAYMENT OF INVOICE #500015086--GHENT MILLWRIGHTS AUX CREW FOR THE PERIOD 5/15 THRU 5/21/11	Jun-2011
23,682	Other	PIC GROUP INC				218.80	512005	500015086	PAYMENT OF INVOICE #500015086--GHENT MILLWRIGHTS AUX CREW FOR THE PERIOD 5/15 THRU 5/21/11	Jun-2011
23,683	Other	PIC GROUP INC				193.50	512005	500015086	PAYMENT OF INVOICE #500015086--GHENT MILLWRIGHTS AUX CREW FOR THE PERIOD 5/15 THRU 5/21/11	Jun-2011
23,684	Other	PIC GROUP INC				186.80	512005	500015086	PAYMENT OF INVOICE #500015086--GHENT MILLWRIGHTS AUX CREW FOR THE PERIOD 5/15 THRU 5/21/11	Jun-2011
23,685	Other	PIC GROUP INC				136.75	512005	500015086	PAYMENT OF INVOICE #500015086--GHENT MILLWRIGHTS AUX CREW FOR THE PERIOD 5/15 THRU 5/21/11	Jun-2011
23,686	Other	PIC GROUP INC				116.10	512005	500015086	PAYMENT OF INVOICE #500015086--GHENT MILLWRIGHTS AUX CREW FOR THE PERIOD 5/15 THRU 5/21/11	Jun-2011
23,687	Other	PIC GROUP INC				114.68	512100	500015086	PAYMENT OF INVOICE #500015086--GHENT MILLWRIGHTS AUX CREW FOR THE PERIOD 5/15 THRU 5/21/11	Jun-2011
23,688	Other	PIC GROUP INC				109.40	512005	500015086	PAYMENT OF INVOICE #500015086--GHENT MILLWRIGHTS AUX CREW FOR THE PERIOD 5/15 THRU 5/21/11	Jun-2011
23,689	Other	PIC GROUP INC				77.40	512005	500015086	PAYMENT OF INVOICE #500015086--GHENT MILLWRIGHTS AUX CREW FOR THE PERIOD 5/15 THRU 5/21/11	Jun-2011
23,690	Other	PIC GROUP INC				77.40	512005	500015086	PAYMENT OF INVOICE #500015086--GHENT MILLWRIGHTS AUX CREW FOR THE PERIOD 5/15 THRU 5/21/11	Jun-2011
23,691	Other	PIC GROUP INC				1,133.22	512017	500015123	MAINTENANCE 05/23 - 05/28/11	Jun-2011
23,692	Other	PIC GROUP INC				1,044.68	512100	500015123	MAINTENANCE 05/23 - 05/28/11	Jun-2011
23,693	Other	PIC GROUP INC				599.94	512100	500015123	MAINTENANCE 05/23 - 05/28/11	Jun-2011
23,694	Other	PIC GROUP INC				533.28	511100	500015123	MAINTENANCE 05/23 - 05/28/11	Jun-2011
23,695	Other	PIC GROUP INC				533.28	512005	500015123	MAINTENANCE 05/23 - 05/28/11	Jun-2011
23,696	Other	PIC GROUP INC				433.29	512017	500015123	MAINTENANCE 05/23 - 05/28/11	Jun-2011
23,697	Other	PIC GROUP INC				333.30	511100	500015123	MAINTENANCE 05/23 - 05/28/11	Jun-2011
23,698	Other	PIC GROUP INC				299.97	512100	500015123	MAINTENANCE 05/23 - 05/28/11	Jun-2011
23,699	Other	PIC GROUP INC				166.65	512100	500015123	MAINTENANCE 05/23 - 05/28/11	Jun-2011
23,700	Other	PIC GROUP INC				133.32	511100	500015123	MAINTENANCE 05/23 - 05/28/11	Jun-2011
23,701	Other	PIC GROUP INC				133.32	511100	500015123	MAINTENANCE 05/23 - 05/28/11	Jun-2011
23,702	Other	PIC GROUP INC				133.32	512100	500015123	MAINTENANCE 05/23 - 05/28/11	Jun-2011
23,703	Other	PIC GROUP INC				99.99	512005	500015123	MAINTENANCE 05/23 - 05/28/11	Jun-2011
23,704	Other	PIC GROUP INC				99.99	512005	500015123	MAINTENANCE 05/23 - 05/28/11	Jun-2011
23,705	Other	PIC GROUP INC				99.99	512100	500015123	MAINTENANCE 05/23 - 05/28/11	Jun-2011
23,706	Other	PIC GROUP INC				99.99	513100	500015123	MAINTENANCE 05/23 - 05/28/11	Jun-2011
23,707	Other	PIC GROUP INC				66.66	512017	500015123	MAINTENANCE 05/23 - 05/28/11	Jun-2011
23,708	Other	PIC GROUP INC				66.66	512100	500015123	MAINTENANCE 05/23 - 05/28/11	Jun-2011
23,709	Other	PIC GROUP INC				66.66	512100	500015123	MAINTENANCE 05/23 - 05/28/11	Jun-2011
23,710	Other	PIC GROUP INC				66.66	512100	500015123	MAINTENANCE 05/23 - 05/28/11	Jun-2011
23,711	Other	PIC GROUP INC				66.66	512100	500015123	MAINTENANCE 05/23 - 05/28/11	Jun-2011
23,712	Other	PIC GROUP INC				33.33	512005	500015123	MAINTENANCE 05/23 - 05/28/11	Jun-2011
23,713	Other	PIC GROUP INC				33.33	512005	500015123	MAINTENANCE 05/23 - 05/28/11	Jun-2011
23,714	Other	PIC GROUP INC				33.33	512017	500015123	MAINTENANCE 05/23 - 05/28/11	Jun-2011
23,715	Other	PIC GROUP INC				33.33	512100	500015123	MAINTENANCE 05/23 - 05/28/11	Jun-2011
23,716	Other	PIC GROUP INC				33.33	512100	500015123	MAINTENANCE 05/23 - 05/28/11	Jun-2011
23,717	Other	PIC GROUP INC				2,783.37	512100	500015124	GHENT INSIDE MAINTENANCE FOR THE PERIOD 5/22 THRU 5/28/11	Jun-2011
23,718	Other	PIC GROUP INC				2,028.31	513100	500015124	GHENT INSIDE MAINTENANCE FOR THE PERIOD 5/22 THRU 5/28/11	Jun-2011
23,719	Other	PIC GROUP INC				1,111.42	512100	500015124	GHENT INSIDE MAINTENANCE FOR THE PERIOD 5/22 THRU 5/28/11	Jun-2011
23,720	Other	PIC GROUP INC				859.93	512017	500015124	GHENT INSIDE MAINTENANCE FOR THE PERIOD 5/22 THRU 5/28/11	Jun-2011
23,721	Other	PIC GROUP INC				194.53	512100	500015124	GHENT INSIDE MAINTENANCE FOR THE PERIOD 5/22 THRU 5/28/11	Jun-2011
23,722	Other	PIC GROUP INC				161.20	512100	500015124	GHENT INSIDE MAINTENANCE FOR THE PERIOD 5/22 THRU 5/28/11	Jun-2011
23,723	Other	PIC GROUP INC				133.32	512100	500015124	GHENT INSIDE MAINTENANCE FOR THE PERIOD 5/22 THRU 5/28/11	Jun-2011
23,724	Other	PIC GROUP INC				133.32	512100	500015124	GHENT INSIDE MAINTENANCE FOR THE PERIOD 5/22 THRU 5/28/11	Jun-2011
23,725	Other	PIC GROUP INC				133.32	512100	500015124	GHENT INSIDE MAINTENANCE FOR THE PERIOD 5/22 THRU 5/28/11	Jun-2011
23,726	Other	PIC GROUP INC				133.32	513100	500015124	GHENT INSIDE MAINTENANCE FOR THE PERIOD 5/22 THRU 5/28/11	Jun-2011

KENTUCKY UTILITIES COMPANY
Case No. 2012- 00221
Analysis of Professional Services Expenses For the Test Year

(A)	(B)	(C)	(D)	(E)	(F)	(G)	(H)	(I)		
Line No.	Type	Vendor	Rate Case	Audit	Other	Total	Account	Invoice	Description	Period
23,727	Other	PIC GROUP INC				133.32	513100	500015124	GHENT INSIDE MAINTENANCE FOR THE PERIOD 5/22 THRU 5/28/11	Jun-2011
23,728	Other	PIC GROUP INC				133.32	513100	500015124	GHENT INSIDE MAINTENANCE FOR THE PERIOD 5/22 THRU 5/28/11	Jun-2011
23,729	Other	PIC GROUP INC				116.66	512100	500015124	GHENT INSIDE MAINTENANCE FOR THE PERIOD 5/22 THRU 5/28/11	Jun-2011
23,730	Other	PIC GROUP INC				83.33	512100	500015124	GHENT INSIDE MAINTENANCE FOR THE PERIOD 5/22 THRU 5/28/11	Jun-2011
23,731	Other	PIC GROUP INC				83.33	512100	500015124	GHENT INSIDE MAINTENANCE FOR THE PERIOD 5/22 THRU 5/28/11	Jun-2011
23,732	Other	PIC GROUP INC				83.33	512100	500015124	GHENT INSIDE MAINTENANCE FOR THE PERIOD 5/22 THRU 5/28/11	Jun-2011
23,733	Other	PIC GROUP INC				73.63	512100	500015124	GHENT INSIDE MAINTENANCE FOR THE PERIOD 5/22 THRU 5/28/11	Jun-2011
23,734	Other	PIC GROUP INC				66.60	512017	500015124	GHENT INSIDE MAINTENANCE FOR THE PERIOD 5/22 THRU 5/28/11	Jun-2011
23,735	Other	PIC GROUP INC				47.27	511100	500015124	GHENT INSIDE MAINTENANCE FOR THE PERIOD 5/22 THRU 5/28/11	Jun-2011
23,736	Other	PIC GROUP INC				47.27	513100	500015124	GHENT INSIDE MAINTENANCE FOR THE PERIOD 5/22 THRU 5/28/11	Jun-2011
23,737	Other	PIC GROUP INC				23.64	512017	500015124	GHENT INSIDE MAINTENANCE FOR THE PERIOD 5/22 THRU 5/28/11	Jun-2011
23,738	Other	PIC GROUP INC				23.64	512017	500015124	GHENT INSIDE MAINTENANCE FOR THE PERIOD 5/22 THRU 5/28/11	Jun-2011
23,739	Other	PIC GROUP INC				23.64	512100	500015124	GHENT INSIDE MAINTENANCE FOR THE PERIOD 5/22 THRU 5/28/11	Jun-2011
23,740	Other	PIC GROUP INC				23.64	512100	500015124	GHENT INSIDE MAINTENANCE FOR THE PERIOD 5/22 THRU 5/28/11	Jun-2011
23,741	Other	PIC GROUP INC				23.64	513100	500015124	GHENT INSIDE MAINTENANCE FOR THE PERIOD 5/22 THRU 5/28/11	Jun-2011
23,742	Other	PIC GROUP INC				23.64	513100	500015124	GHENT INSIDE MAINTENANCE FOR THE PERIOD 5/22 THRU 5/28/11	Jun-2011
23,743	Other	PIC GROUP INC				23.64	513100	500015124	GHENT INSIDE MAINTENANCE FOR THE PERIOD 5/22 THRU 5/28/11	Jun-2011
23,744	Other	PIC GROUP INC				23.64	513100	500015124	GHENT INSIDE MAINTENANCE FOR THE PERIOD 5/22 THRU 5/28/11	Jun-2011
23,745	Other	PIC GROUP INC				16.67	512100	500015124	GHENT INSIDE MAINTENANCE FOR THE PERIOD 5/22 THRU 5/28/11	Jun-2011
23,746	Other	PIC GROUP INC				1,763.73	512100	500015125	GHENT OUTSIDE MAINTENANCE FOR THE PERIOD 5/22 THRU 5/28/11	Jun-2011
23,747	Other	PIC GROUP INC				1,351.07	513100	500015125	GHENT OUTSIDE MAINTENANCE FOR THE PERIOD 5/22 THRU 5/28/11	Jun-2011
23,748	Other	PIC GROUP INC				633.27	512100	500015125	GHENT OUTSIDE MAINTENANCE FOR THE PERIOD 5/22 THRU 5/28/11	Jun-2011
23,749	Other	PIC GROUP INC				485.12	512100	500015125	GHENT OUTSIDE MAINTENANCE FOR THE PERIOD 5/22 THRU 5/28/11	Jun-2011
23,750	Other	PIC GROUP INC				399.96	512100	500015125	GHENT OUTSIDE MAINTENANCE FOR THE PERIOD 5/22 THRU 5/28/11	Jun-2011
23,751	Other	PIC GROUP INC				378.16	512100	500015125	GHENT OUTSIDE MAINTENANCE FOR THE PERIOD 5/22 THRU 5/28/11	Jun-2011
23,752	Other	PIC GROUP INC				351.40	511100	500015125	GHENT OUTSIDE MAINTENANCE FOR THE PERIOD 5/22 THRU 5/28/11	Jun-2011
23,753	Other	PIC GROUP INC				343.37	512017	500015125	GHENT OUTSIDE MAINTENANCE FOR THE PERIOD 5/22 THRU 5/28/11	Jun-2011
23,754	Other	PIC GROUP INC				287.12	513100	500015125	GHENT OUTSIDE MAINTENANCE FOR THE PERIOD 5/22 THRU 5/28/11	Jun-2011
23,755	Other	PIC GROUP INC				233.32	513100	500015125	GHENT OUTSIDE MAINTENANCE FOR THE PERIOD 5/22 THRU 5/28/11	Jun-2011
23,756	Other	PIC GROUP INC				199.98	512100	500015125	GHENT OUTSIDE MAINTENANCE FOR THE PERIOD 5/22 THRU 5/28/11	Jun-2011
23,757	Other	PIC GROUP INC				182.11	512100	500015125	GHENT OUTSIDE MAINTENANCE FOR THE PERIOD 5/22 THRU 5/28/11	Jun-2011
23,758	Other	PIC GROUP INC				166.65	512100	500015125	GHENT OUTSIDE MAINTENANCE FOR THE PERIOD 5/22 THRU 5/28/11	Jun-2011
23,759	Other	PIC GROUP INC				165.45	512100	500015125	GHENT OUTSIDE MAINTENANCE FOR THE PERIOD 5/22 THRU 5/28/11	Jun-2011
23,760	Other	PIC GROUP INC				161.20	512100	500015125	GHENT OUTSIDE MAINTENANCE FOR THE PERIOD 5/22 THRU 5/28/11	Jun-2011
23,761	Other	PIC GROUP INC				133.32	513100	500015125	GHENT OUTSIDE MAINTENANCE FOR THE PERIOD 5/22 THRU 5/28/11	Jun-2011
23,762	Other	PIC GROUP INC				99.99	512100	500015125	GHENT OUTSIDE MAINTENANCE FOR THE PERIOD 5/22 THRU 5/28/11	Jun-2011
23,763	Other	PIC GROUP INC				99.99	513100	500015125	GHENT OUTSIDE MAINTENANCE FOR THE PERIOD 5/22 THRU 5/28/11	Jun-2011
23,764	Other	PIC GROUP INC				99.99	513100	500015125	GHENT OUTSIDE MAINTENANCE FOR THE PERIOD 5/22 THRU 5/28/11	Jun-2011
23,765	Other	PIC GROUP INC				99.99	513100	500015125	GHENT OUTSIDE MAINTENANCE FOR THE PERIOD 5/22 THRU 5/28/11	Jun-2011
23,766	Other	PIC GROUP INC				94.54	512100	500015125	GHENT OUTSIDE MAINTENANCE FOR THE PERIOD 5/22 THRU 5/28/11	Jun-2011
23,767	Other	PIC GROUP INC				94.54	512100	500015125	GHENT OUTSIDE MAINTENANCE FOR THE PERIOD 5/22 THRU 5/28/11	Jun-2011
23,768	Other	PIC GROUP INC				94.54	512100	500015125	GHENT OUTSIDE MAINTENANCE FOR THE PERIOD 5/22 THRU 5/28/11	Jun-2011
23,769	Other	PIC GROUP INC				66.66	512100	500015125	GHENT OUTSIDE MAINTENANCE FOR THE PERIOD 5/22 THRU 5/28/11	Jun-2011
23,770	Other	PIC GROUP INC				66.66	513100	500015125	GHENT OUTSIDE MAINTENANCE FOR THE PERIOD 5/22 THRU 5/28/11	Jun-2011
23,771	Other	PIC GROUP INC				47.27	512100	500015125	GHENT OUTSIDE MAINTENANCE FOR THE PERIOD 5/22 THRU 5/28/11	Jun-2011
23,772	Other	PIC GROUP INC				47.27	512100	500015125	GHENT OUTSIDE MAINTENANCE FOR THE PERIOD 5/22 THRU 5/28/11	Jun-2011
23,773	Other	PIC GROUP INC				33.33	513100	500015125	GHENT OUTSIDE MAINTENANCE FOR THE PERIOD 5/22 THRU 5/28/11	Jun-2011
23,774	Other	PIC GROUP INC				8,243.79	512100	500015126	PAYMENT OF INVOICE #500015126--GHENT MILLWRIGHTS BASE CREW FOR THE PERIOD 5/22 THRU 5/28/11	Jun-2011
23,775	Other	PIC GROUP INC				4,453.62	513100	500015126	PAYMENT OF INVOICE #500015126--GHENT MILLWRIGHTS BASE CREW FOR THE PERIOD 5/22 THRU 5/28/11	Jun-2011
23,776	Other	PIC GROUP INC				3,026.98	512100	500015126	PAYMENT OF INVOICE #500015126--GHENT MILLWRIGHTS BASE CREW FOR THE PERIOD 5/22 THRU 5/28/11	Jun-2011
23,777	Other	PIC GROUP INC				3,023.84	512100	500015126	PAYMENT OF INVOICE #500015126--GHENT MILLWRIGHTS BASE CREW FOR THE PERIOD 5/22 THRU 5/28/11	Jun-2011
23,778	Other	PIC GROUP INC				1,955.10	512100	500015126	PAYMENT OF INVOICE #500015126--GHENT MILLWRIGHTS BASE CREW FOR THE PERIOD 5/22 THRU 5/28/11	Jun-2011
23,779	Other	PIC GROUP INC				1,612.32	512100	500015126	PAYMENT OF INVOICE #500015126--GHENT MILLWRIGHTS BASE CREW FOR THE PERIOD 5/22 THRU 5/28/11	Jun-2011

KENTUCKY UTILITIES COMPANY
Case No. 2012- 00221
Analysis of Professional Services Expenses For the Test Year

(A)	(B)	(C)	(D)	(E)	(F)	(G)	(H)	(I)		
Line No.	Type	Vendor	Rate Case	Audit	Other	Total	Account	Invoice	Description	Period
23,780	Other	PIC GROUP INC				1,023.22	512100	500015126	PAYMENT OF INVOICE #500015126--GHENT MILLWRIGHTS BASE CREW FOR THE PERIOD 5/22 THRU 5/28/11	Jun-2011
23,781	Other	PIC GROUP INC				519.97	512100	500015126	PAYMENT OF INVOICE #500015126--GHENT MILLWRIGHTS BASE CREW FOR THE PERIOD 5/22 THRU 5/28/11	Jun-2011
23,782	Other	PIC GROUP INC				439.24	512100	500015126	PAYMENT OF INVOICE #500015126--GHENT MILLWRIGHTS BASE CREW FOR THE PERIOD 5/22 THRU 5/28/11	Jun-2011
23,783	Other	PIC GROUP INC				366.63	512100	500015126	PAYMENT OF INVOICE #500015126--GHENT MILLWRIGHTS BASE CREW FOR THE PERIOD 5/22 THRU 5/28/11	Jun-2011
23,784	Other	PIC GROUP INC				143.56	512100	500015126	PAYMENT OF INVOICE #500015126--GHENT MILLWRIGHTS BASE CREW FOR THE PERIOD 5/22 THRU 5/28/11	Jun-2011
23,785	Other	PIC GROUP INC				116.66	512100	500015126	PAYMENT OF INVOICE #500015126--GHENT MILLWRIGHTS BASE CREW FOR THE PERIOD 5/22 THRU 5/28/11	Jun-2011
23,786	Other	PIC GROUP INC				6,188.99	512005	500015130	PAYMENT OF INVOICE #500015130--GHENT MILLWRIGHTS AUX CREW FOR THE PERIOD 5/22 THRU 5/28/11	Jun-2011
23,787	Other	PIC GROUP INC				2,313.80	512100	500015130	PAYMENT OF INVOICE #500015130--GHENT MILLWRIGHTS AUX CREW FOR THE PERIOD 5/22 THRU 5/28/11	Jun-2011
23,788	Other	PIC GROUP INC				1,462.71	512100	500015130	PAYMENT OF INVOICE #500015130--GHENT MILLWRIGHTS AUX CREW FOR THE PERIOD 5/22 THRU 5/28/11	Jun-2011
23,789	Other	PIC GROUP INC				1,376.15	512100	500015130	PAYMENT OF INVOICE #500015130--GHENT MILLWRIGHTS AUX CREW FOR THE PERIOD 5/22 THRU 5/28/11	Jun-2011
23,790	Other	PIC GROUP INC				1,211.56	512100	500015130	PAYMENT OF INVOICE #500015130--GHENT MILLWRIGHTS AUX CREW FOR THE PERIOD 5/22 THRU 5/28/11	Jun-2011
23,791	Other	PIC GROUP INC				1,060.70	512100	500015130	PAYMENT OF INVOICE #500015130--GHENT MILLWRIGHTS AUX CREW FOR THE PERIOD 5/22 THRU 5/28/11	Jun-2011
23,792	Other	PIC GROUP INC				877.70	512100	500015130	PAYMENT OF INVOICE #500015130--GHENT MILLWRIGHTS AUX CREW FOR THE PERIOD 5/22 THRU 5/28/11	Jun-2011
23,793	Other	PIC GROUP INC				820.50	512005	500015130	PAYMENT OF INVOICE #500015130--GHENT MILLWRIGHTS AUX CREW FOR THE PERIOD 5/22 THRU 5/28/11	Jun-2011
23,794	Other	PIC GROUP INC				812.70	513100	500015130	PAYMENT OF INVOICE #500015130--GHENT MILLWRIGHTS AUX CREW FOR THE PERIOD 5/22 THRU 5/28/11	Jun-2011
23,795	Other	PIC GROUP INC				720.22	512100	500015130	PAYMENT OF INVOICE #500015130--GHENT MILLWRIGHTS AUX CREW FOR THE PERIOD 5/22 THRU 5/28/11	Jun-2011
23,796	Other	PIC GROUP INC				387.00	512100	500015130	PAYMENT OF INVOICE #500015130--GHENT MILLWRIGHTS AUX CREW FOR THE PERIOD 5/22 THRU 5/28/11	Jun-2011
23,797	Other	PIC GROUP INC				268.50	512005	500015130	PAYMENT OF INVOICE #500015130--GHENT MILLWRIGHTS AUX CREW FOR THE PERIOD 5/22 THRU 5/28/11	Jun-2011
23,798	Other	PIC GROUP INC				164.10	512005	500015130	PAYMENT OF INVOICE #500015130--GHENT MILLWRIGHTS AUX CREW FOR THE PERIOD 5/22 THRU 5/28/11	Jun-2011
23,799	Other	PIC GROUP INC				3,905.40	512100	500015135	Labor fo Boiler Inspection Support In Accordance with Master Agreement # 497246	Jun-2011
23,800	Other	PIC GROUP INC				426.93	512100	500015136	Labor for Boiler Inspection Support	Jun-2011
23,801	Other	PIC GROUP INC				(33.94)	513100	500015219	RESIDENTIAL MAINT 05/16 - 05/22/11	Jun-2011
23,802	Other	PIC GROUP INC				(26.54)	512017	500015219	RESIDENTIAL MAINT 05/16 - 05/22/11	Jun-2011
23,803	Other	PIC GROUP INC				(25.79)	513100	500015219	RESIDENTIAL MAINT 05/16 - 05/22/11	Jun-2011
23,804	Other	PIC GROUP INC				(21.95)	512100	500015219	RESIDENTIAL MAINT 05/16 - 05/22/11	Jun-2011
23,805	Other	PIC GROUP INC				(13.27)	512005	500015219	RESIDENTIAL MAINT 05/16 - 05/22/11	Jun-2011
23,806	Other	PIC GROUP INC				(10.97)	512100	500015219	RESIDENTIAL MAINT 05/16 - 05/22/11	Jun-2011
23,807	Other	PIC GROUP INC				(9.32)	512100	500015219	RESIDENTIAL MAINT 05/16 - 05/22/11	Jun-2011
23,808	Other	PIC GROUP INC				(8.29)	512017	500015219	RESIDENTIAL MAINT 05/16 - 05/22/11	Jun-2011
23,809	Other	PIC GROUP INC				(8.00)	513100	500015219	RESIDENTIAL MAINT 05/16 - 05/22/11	Jun-2011
23,810	Other	PIC GROUP INC				(6.97)	511100	500015219	RESIDENTIAL MAINT 05/16 - 05/22/11	Jun-2011
23,811	Other	PIC GROUP INC				(6.63)	512100	500015219	RESIDENTIAL MAINT 05/16 - 05/22/11	Jun-2011
23,812	Other	PIC GROUP INC				(6.00)	512005	500015219	RESIDENTIAL MAINT 05/16 - 05/22/11	Jun-2011
23,813	Other	PIC GROUP INC				(6.00)	554100	500015219	RESIDENTIAL MAINT 05/16 - 05/22/11	Jun-2011
23,814	Other	PIC GROUP INC				(5.81)	512100	500015219	RESIDENTIAL MAINT 05/16 - 05/22/11	Jun-2011
23,815	Other	PIC GROUP INC				(5.66)	511100	500015219	RESIDENTIAL MAINT 05/16 - 05/22/11	Jun-2011
23,816	Other	PIC GROUP INC				(5.66)	512005	500015219	RESIDENTIAL MAINT 05/16 - 05/22/11	Jun-2011
23,817	Other	PIC GROUP INC				(4.98)	511100	500015219	RESIDENTIAL MAINT 05/16 - 05/22/11	Jun-2011
23,818	Other	PIC GROUP INC				(4.98)	513100	500015219	RESIDENTIAL MAINT 05/16 - 05/22/11	Jun-2011
23,819	Other	PIC GROUP INC				(4.00)	511100	500015219	RESIDENTIAL MAINT 05/16 - 05/22/11	Jun-2011
23,820	Other	PIC GROUP INC				(4.00)	512005	500015219	RESIDENTIAL MAINT 05/16 - 05/22/11	Jun-2011

KENTUCKY UTILITIES COMPANY
Case No. 2012- 00221
Analysis of Professional Services Expenses For the Test Year

(A)	(B)	(C)	(D)	(E)	(F)	(G)	(H)	(I)		
Line No.	Type	Vendor	Rate Case	Audit	Other	Total	Account	Invoice	Description	Period
23,821	Other	PIC GROUP INC				(4.00)	512100	500015219	RESIDENTIAL MAINT 05/16 - 05/22/11	Jun-2011
23,822	Other	PIC GROUP INC				(3.32)	511100	500015219	RESIDENTIAL MAINT 05/16 - 05/22/11	Jun-2011
23,823	Other	PIC GROUP INC				(3.32)	511100	500015219	RESIDENTIAL MAINT 05/16 - 05/22/11	Jun-2011
23,824	Other	PIC GROUP INC				(3.32)	512017	500015219	RESIDENTIAL MAINT 05/16 - 05/22/11	Jun-2011
23,825	Other	PIC GROUP INC				(2.49)	512017	500015219	RESIDENTIAL MAINT 05/16 - 05/22/11	Jun-2011
23,826	Other	PIC GROUP INC				(2.49)	512017	500015219	RESIDENTIAL MAINT 05/16 - 05/22/11	Jun-2011
23,827	Other	PIC GROUP INC				(2.00)	511100	500015219	RESIDENTIAL MAINT 05/16 - 05/22/11	Jun-2011
23,828	Other	PIC GROUP INC				(2.00)	512100	500015219	RESIDENTIAL MAINT 05/16 - 05/22/11	Jun-2011
23,829	Other	PIC GROUP INC				(2.00)	512100	500015219	RESIDENTIAL MAINT 05/16 - 05/22/11	Jun-2011
23,830	Other	PIC GROUP INC				(2.00)	512100	500015219	RESIDENTIAL MAINT 05/16 - 05/22/11	Jun-2011
23,831	Other	PIC GROUP INC				(2.00)	513100	500015219	RESIDENTIAL MAINT 05/16 - 05/22/11	Jun-2011
23,832	Other	PIC GROUP INC				(2.00)	513100	500015219	RESIDENTIAL MAINT 05/16 - 05/22/11	Jun-2011
23,833	Other	PIC GROUP INC				(1.66)	512005	500015219	RESIDENTIAL MAINT 05/16 - 05/22/11	Jun-2011
23,834	Other	PIC GROUP INC				(1.66)	512017	500015219	RESIDENTIAL MAINT 05/16 - 05/22/11	Jun-2011
23,835	Other	PIC GROUP INC				(1.66)	512017	500015219	RESIDENTIAL MAINT 05/16 - 05/22/11	Jun-2011
23,836	Other	PIC GROUP INC				(1.66)	512017	500015219	RESIDENTIAL MAINT 05/16 - 05/22/11	Jun-2011
23,837	Other	PIC GROUP INC				(1.66)	512017	500015219	RESIDENTIAL MAINT 05/16 - 05/22/11	Jun-2011
23,838	Other	PIC GROUP INC				(1.66)	512017	500015219	RESIDENTIAL MAINT 05/16 - 05/22/11	Jun-2011
23,839	Other	PIC GROUP INC				(1.66)	513100	500015219	RESIDENTIAL MAINT 05/16 - 05/22/11	Jun-2011
23,840	Other	PIC GROUP INC				(1.66)	513100	500015219	RESIDENTIAL MAINT 05/16 - 05/22/11	Jun-2011
23,841	Other	PIC GROUP INC				(1.66)	514100	500015219	RESIDENTIAL MAINT 05/16 - 05/22/11	Jun-2011
23,842	Other	PIC GROUP INC				(1.00)	512100	500015219	RESIDENTIAL MAINT 05/16 - 05/22/11	Jun-2011
23,843	Other	PIC GROUP INC				(1.00)	512100	500015219	RESIDENTIAL MAINT 05/16 - 05/22/11	Jun-2011
23,844	Other	PIC GROUP INC				626.62	512100	500015288	MAINTENANCE 05/30 - 06/04/11	Jun-2011
23,845	Other	PIC GROUP INC				533.28	512017	500015288	MAINTENANCE 05/30 - 06/04/11	Jun-2011
23,846	Other	PIC GROUP INC				403.00	511100	500015288	MAINTENANCE 05/30 - 06/04/11	Jun-2011
23,847	Other	PIC GROUP INC				333.30	512100	500015288	MAINTENANCE 05/30 - 06/04/11	Jun-2011
23,848	Other	PIC GROUP INC				333.30	512100	500015288	MAINTENANCE 05/30 - 06/04/11	Jun-2011
23,849	Other	PIC GROUP INC				299.97	512100	500015288	MAINTENANCE 05/30 - 06/04/11	Jun-2011
23,850	Other	PIC GROUP INC				266.64	512005	500015288	MAINTENANCE 05/30 - 06/04/11	Jun-2011
23,851	Other	PIC GROUP INC				266.64	512100	500015288	MAINTENANCE 05/30 - 06/04/11	Jun-2011
23,852	Other	PIC GROUP INC				263.92	512100	500015288	MAINTENANCE 05/30 - 06/04/11	Jun-2011
23,853	Other	PIC GROUP INC				233.31	511100	500015288	MAINTENANCE 05/30 - 06/04/11	Jun-2011
23,854	Other	PIC GROUP INC				161.20	511100	500015288	MAINTENANCE 05/30 - 06/04/11	Jun-2011
23,855	Other	PIC GROUP INC				141.81	512100	500015288	MAINTENANCE 05/30 - 06/04/11	Jun-2011
23,856	Other	PIC GROUP INC				99.99	511100	500015288	MAINTENANCE 05/30 - 06/04/11	Jun-2011
23,857	Other	PIC GROUP INC				99.99	512017	500015288	MAINTENANCE 05/30 - 06/04/11	Jun-2011
23,858	Other	PIC GROUP INC				99.99	512017	500015288	MAINTENANCE 05/30 - 06/04/11	Jun-2011
23,859	Other	PIC GROUP INC				80.60	511100	500015288	MAINTENANCE 05/30 - 06/04/11	Jun-2011
23,860	Other	PIC GROUP INC				66.66	512017	500015288	MAINTENANCE 05/30 - 06/04/11	Jun-2011
23,861	Other	PIC GROUP INC				66.66	512100	500015288	MAINTENANCE 05/30 - 06/04/11	Jun-2011
23,862	Other	PIC GROUP INC				66.66	512100	500015288	MAINTENANCE 05/30 - 06/04/11	Jun-2011
23,863	Other	PIC GROUP INC				66.66	512100	500015288	MAINTENANCE 05/30 - 06/04/11	Jun-2011
23,864	Other	PIC GROUP INC				50.00	511100	500015288	MAINTENANCE 05/30 - 06/04/11	Jun-2011
23,865	Other	PIC GROUP INC				50.00	511100	500015288	MAINTENANCE 05/30 - 06/04/11	Jun-2011
23,866	Other	PIC GROUP INC				50.00	511100	500015288	MAINTENANCE 05/30 - 06/04/11	Jun-2011
23,867	Other	PIC GROUP INC				50.00	513100	500015288	MAINTENANCE 05/30 - 06/04/11	Jun-2011
23,868	Other	PIC GROUP INC				49.97	512005	500015288	MAINTENANCE 05/30 - 06/04/11	Jun-2011
23,869	Other	PIC GROUP INC				33.33	512100	500015288	MAINTENANCE 05/30 - 06/04/11	Jun-2011
23,870	Other	PIC GROUP INC				33.33	512100	500015288	MAINTENANCE 05/30 - 06/04/11	Jun-2011
23,871	Other	PIC GROUP INC				533.28	512017	500015289	GHEHT INSIDE MAINTENANCE FOR THE PERIOD 5/29 THRU 6/4/11	Jun-2011
23,872	Other	PIC GROUP INC				533.28	512100	500015289	GHEHT INSIDE MAINTENANCE FOR THE PERIOD 5/29 THRU 6/4/11	Jun-2011
23,873	Other	PIC GROUP INC				522.34	512100	500015289	GHEHT INSIDE MAINTENANCE FOR THE PERIOD 5/29 THRU 6/4/11	Jun-2011
23,874	Other	PIC GROUP INC				441.98	513100	500015289	GHEHT INSIDE MAINTENANCE FOR THE PERIOD 5/29 THRU 6/4/11	Jun-2011
23,875	Other	PIC GROUP INC				399.96	512017	500015289	GHEHT INSIDE MAINTENANCE FOR THE PERIOD 5/29 THRU 6/4/11	Jun-2011
23,876	Other	PIC GROUP INC				266.60	512017	500015289	GHEHT INSIDE MAINTENANCE FOR THE PERIOD 5/29 THRU 6/4/11	Jun-2011
23,877	Other	PIC GROUP INC				200.90	513100	500015289	GHEHT INSIDE MAINTENANCE FOR THE PERIOD 5/29 THRU 6/4/11	Jun-2011
23,878	Other	PIC GROUP INC				199.98	511100	500015289	GHEHT INSIDE MAINTENANCE FOR THE PERIOD 5/29 THRU 6/4/11	Jun-2011
23,879	Other	PIC GROUP INC				133.32	512017	500015289	GHEHT INSIDE MAINTENANCE FOR THE PERIOD 5/29 THRU 6/4/11	Jun-2011
23,880	Other	PIC GROUP INC				133.32	512017	500015289	GHEHT INSIDE MAINTENANCE FOR THE PERIOD 5/29 THRU 6/4/11	Jun-2011

KENTUCKY UTILITIES COMPANY
Case No. 2012- 00221
Analysis of Professional Services Expenses For the Test Year

(A)	(B)	(C)	(D)	(E)	(F)	(G)	(H)	(I)		
Line No.	Type	Vendor	Rate Case	Audit	Other	Total	Account	Invoice	Description	Period
23,940	Other	PIC GROUP INC				2,860.72	511100	500015291	PAYMENT OF INVOICE #500015291--GHENT MILLWRIGHTS BASE CREW FOR THE PERIOD 5/29 THRU 6/4/11	Jun-2011
23,941	Other	PIC GROUP INC				1,291.83	513100	500015291	PAYMENT OF INVOICE #500015291--GHENT MILLWRIGHTS BASE CREW FOR THE PERIOD 5/29 THRU 6/4/11	Jun-2011
23,942	Other	PIC GROUP INC				1,203.05	512100	500015291	PAYMENT OF INVOICE #500015291--GHENT MILLWRIGHTS BASE CREW FOR THE PERIOD 5/29 THRU 6/4/11	Jun-2011
23,943	Other	PIC GROUP INC				840.88	512100	500015291	PAYMENT OF INVOICE #500015291--GHENT MILLWRIGHTS BASE CREW FOR THE PERIOD 5/29 THRU 6/4/11	Jun-2011
23,944	Other	PIC GROUP INC				783.68	512017	500015291	PAYMENT OF INVOICE #500015291--GHENT MILLWRIGHTS BASE CREW FOR THE PERIOD 5/29 THRU 6/4/11	Jun-2011
23,945	Other	PIC GROUP INC				533.28	512100	500015291	PAYMENT OF INVOICE #500015291--GHENT MILLWRIGHTS BASE CREW FOR THE PERIOD 5/29 THRU 6/4/11	Jun-2011
23,946	Other	PIC GROUP INC				476.20	512100	500015291	PAYMENT OF INVOICE #500015291--GHENT MILLWRIGHTS BASE CREW FOR THE PERIOD 5/29 THRU 6/4/11	Jun-2011
23,947	Other	PIC GROUP INC				244.48	512100	500015291	PAYMENT OF INVOICE #500015291--GHENT MILLWRIGHTS BASE CREW FOR THE PERIOD 5/29 THRU 6/4/11	Jun-2011
23,948	Other	PIC GROUP INC				244.48	512100	500015291	PAYMENT OF INVOICE #500015291--GHENT MILLWRIGHTS BASE CREW FOR THE PERIOD 5/29 THRU 6/4/11	Jun-2011
23,949	Other	PIC GROUP INC				149.18	512100	500015291	PAYMENT OF INVOICE #500015291--GHENT MILLWRIGHTS BASE CREW FOR THE PERIOD 5/29 THRU 6/4/11	Jun-2011
23,950	Other	PIC GROUP INC				147.02	512100	500015291	PAYMENT OF INVOICE #500015291--GHENT MILLWRIGHTS BASE CREW FOR THE PERIOD 5/29 THRU 6/4/11	Jun-2011
23,951	Other	PIC GROUP INC				132.06	512100	500015291	PAYMENT OF INVOICE #500015291--GHENT MILLWRIGHTS BASE CREW FOR THE PERIOD 5/29 THRU 6/4/11	Jun-2011
23,952	Other	PIC GROUP INC				107.68	512100	500015291	PAYMENT OF INVOICE #500015291--GHENT MILLWRIGHTS BASE CREW FOR THE PERIOD 5/29 THRU 6/4/11	Jun-2011
23,953	Other	PIC GROUP INC				66.66	512100	500015291	PAYMENT OF INVOICE #500015291--GHENT MILLWRIGHTS BASE CREW FOR THE PERIOD 5/29 THRU 6/4/11	Jun-2011
23,954	Other	PIC GROUP INC				24.37	512100	500015291	PAYMENT OF INVOICE #500015291--GHENT MILLWRIGHTS BASE CREW FOR THE PERIOD 5/29 THRU 6/4/11	Jun-2011
23,955	Other	PIC GROUP INC				1,935.00	511100	500015295	PAYMENT OF INVOICE #500015295--GHENT MILLWRIGHTS AUX CREW FOR THE PERIOD 5/29 THRU 6/4/11	Jun-2011
23,956	Other	PIC GROUP INC				769.20	512005	500015295	PAYMENT OF INVOICE #500015295--GHENT MILLWRIGHTS AUX CREW FOR THE PERIOD 5/29 THRU 6/4/11	Jun-2011
23,957	Other	PIC GROUP INC				619.20	513100	500015295	PAYMENT OF INVOICE #500015295--GHENT MILLWRIGHTS AUX CREW FOR THE PERIOD 5/29 THRU 6/4/11	Jun-2011
23,958	Other	PIC GROUP INC				459.60	512005	500015295	PAYMENT OF INVOICE #500015295--GHENT MILLWRIGHTS AUX CREW FOR THE PERIOD 5/29 THRU 6/4/11	Jun-2011
23,959	Other	PIC GROUP INC				384.60	512017	500015295	PAYMENT OF INVOICE #500015295--GHENT MILLWRIGHTS AUX CREW FOR THE PERIOD 5/29 THRU 6/4/11	Jun-2011
23,960	Other	PIC GROUP INC				309.60	512005	500015295	PAYMENT OF INVOICE #500015295--GHENT MILLWRIGHTS AUX CREW FOR THE PERIOD 5/29 THRU 6/4/11	Jun-2011
23,961	Other	PIC GROUP INC				309.60	512100	500015295	PAYMENT OF INVOICE #500015295--GHENT MILLWRIGHTS AUX CREW FOR THE PERIOD 5/29 THRU 6/4/11	Jun-2011
23,962	Other	PIC GROUP INC				309.60	512100	500015295	PAYMENT OF INVOICE #500015295--GHENT MILLWRIGHTS AUX CREW FOR THE PERIOD 5/29 THRU 6/4/11	Jun-2011
23,963	Other	PIC GROUP INC				309.60	512100	500015295	PAYMENT OF INVOICE #500015295--GHENT MILLWRIGHTS AUX CREW FOR THE PERIOD 5/29 THRU 6/4/11	Jun-2011
23,964	Other	PIC GROUP INC				270.90	512017	500015295	PAYMENT OF INVOICE #500015295--GHENT MILLWRIGHTS AUX CREW FOR THE PERIOD 5/29 THRU 6/4/11	Jun-2011
23,965	Other	PIC GROUP INC				268.50	512005	500015295	PAYMENT OF INVOICE #500015295--GHENT MILLWRIGHTS AUX CREW FOR THE PERIOD 5/29 THRU 6/4/11	Jun-2011
23,966	Other	PIC GROUP INC				191.10	512005	500015295	PAYMENT OF INVOICE #500015295--GHENT MILLWRIGHTS AUX CREW FOR THE PERIOD 5/29 THRU 6/4/11	Jun-2011
23,967	Other	PIC GROUP INC				133.05	512005	500015295	PAYMENT OF INVOICE #500015295--GHENT MILLWRIGHTS AUX CREW FOR THE PERIOD 5/29 THRU 6/4/11	Jun-2011
23,968	Other	PIC GROUP INC				116.10	512005	500015295	PAYMENT OF INVOICE #500015295--GHENT MILLWRIGHTS AUX CREW FOR THE PERIOD 5/29 THRU 6/4/11	Jun-2011
23,969	Other	PIC GROUP INC				96.75	512100	500015295	PAYMENT OF INVOICE #500015295--GHENT MILLWRIGHTS AUX CREW FOR THE PERIOD 5/29 THRU 6/4/11	Jun-2011

KENTUCKY UTILITIES COMPANY
Case No. 2012- 00221
Analysis of Professional Services Expenses For the Test Year

(A)	(B)	(C)	(D)	(E)	(F)	(G)	(H)	(I)		
Line No.	Type	Vendor	Rate Case	Audit	Other	Total	Account	Invoice	Description	Period
23,970	Other	PIC GROUP INC				77.40	512005	500015295	PAYMENT OF INVOICE #500015295--GHENT MILLWRIGHTS AUX CREW FOR THE PERIOD 5/29 THRU 6/4/11	Jun-2011
23,971	Other	PIC GROUP INC				77.40	512100	500015295	PAYMENT OF INVOICE #500015295--GHENT MILLWRIGHTS AUX CREW FOR THE PERIOD 5/29 THRU 6/4/11	Jun-2011
23,972	Other	PIC GROUP INC				58.05	512005	500015295	PAYMENT OF INVOICE #500015295--GHENT MILLWRIGHTS AUX CREW FOR THE PERIOD 5/29 THRU 6/4/11	Jun-2011
23,973	Other	PIC GROUP INC				58.05	512005	500015295	PAYMENT OF INVOICE #500015295--GHENT MILLWRIGHTS AUX CREW FOR THE PERIOD 5/29 THRU 6/4/11	Jun-2011
23,974	Other	PIC GROUP INC				58.05	512005	500015295	PAYMENT OF INVOICE #500015295--GHENT MILLWRIGHTS AUX CREW FOR THE PERIOD 5/29 THRU 6/4/11	Jun-2011
23,975	Other	PIC GROUP INC				38.70	512005	500015295	PAYMENT OF INVOICE #500015295--GHENT MILLWRIGHTS AUX CREW FOR THE PERIOD 5/29 THRU 6/4/11	Jun-2011
23,976	Other	PIC GROUP INC				38.70	512005	500015295	PAYMENT OF INVOICE #500015295--GHENT MILLWRIGHTS AUX CREW FOR THE PERIOD 5/29 THRU 6/4/11	Jun-2011
23,977	Other	PIC GROUP INC				1,183.97	511100	500015322	RESIDENTIAL MAINT 06/06- 06/11/11	JUL-2011
23,978	Other	PIC GROUP INC				1,133.23	512100	500015322	RESIDENTIAL MAINT 06/06- 06/11/11	JUL-2011
23,979	Other	PIC GROUP INC				655.66	554100	500015322	RESIDENTIAL MAINT 06/06- 06/11/11	JUL-2011
23,980	Other	PIC GROUP INC				516.81	512100	500015322	RESIDENTIAL MAINT 06/06- 06/11/11	JUL-2011
23,981	Other	PIC GROUP INC				301.49	512100	500015322	RESIDENTIAL MAINT 06/06- 06/11/11	JUL-2011
23,982	Other	PIC GROUP INC				294.04	512005	500015322	RESIDENTIAL MAINT 06/06- 06/11/11	JUL-2011
23,983	Other	PIC GROUP INC				284.90	511100	500015322	RESIDENTIAL MAINT 06/06- 06/11/11	JUL-2011
23,984	Other	PIC GROUP INC				281.26	554100	500015322	RESIDENTIAL MAINT 06/06- 06/11/11	JUL-2011
23,985	Other	PIC GROUP INC				266.64	512017	500015322	RESIDENTIAL MAINT 06/06- 06/11/11	JUL-2011
23,986	Other	PIC GROUP INC				233.31	513100	500015322	RESIDENTIAL MAINT 06/06- 06/11/11	JUL-2011
23,987	Other	PIC GROUP INC				199.98	514100	500015322	RESIDENTIAL MAINT 06/06- 06/11/11	JUL-2011
23,988	Other	PIC GROUP INC				189.08	512100	500015322	RESIDENTIAL MAINT 06/06- 06/11/11	JUL-2011
23,989	Other	PIC GROUP INC				173.50	511100	500015322	RESIDENTIAL MAINT 06/06- 06/11/11	JUL-2011
23,990	Other	PIC GROUP INC				166.65	512100	500015322	RESIDENTIAL MAINT 06/06- 06/11/11	JUL-2011
23,991	Other	PIC GROUP INC				133.32	512017	500015322	RESIDENTIAL MAINT 06/06- 06/11/11	JUL-2011
23,992	Other	PIC GROUP INC				133.32	512017	500015322	RESIDENTIAL MAINT 06/06- 06/11/11	JUL-2011
23,993	Other	PIC GROUP INC				133.32	512100	500015322	RESIDENTIAL MAINT 06/06- 06/11/11	JUL-2011
23,994	Other	PIC GROUP INC				133.32	512100	500015322	RESIDENTIAL MAINT 06/06- 06/11/11	JUL-2011
23,995	Other	PIC GROUP INC				99.99	511100	500015322	RESIDENTIAL MAINT 06/06- 06/11/11	JUL-2011
23,996	Other	PIC GROUP INC				99.99	512017	500015322	RESIDENTIAL MAINT 06/06- 06/11/11	JUL-2011
23,997	Other	PIC GROUP INC				99.99	512017	500015322	RESIDENTIAL MAINT 06/06- 06/11/11	JUL-2011
23,998	Other	PIC GROUP INC				99.99	512017	500015322	RESIDENTIAL MAINT 06/06- 06/11/11	JUL-2011
23,999	Other	PIC GROUP INC				94.54	511100	500015322	RESIDENTIAL MAINT 06/06- 06/11/11	JUL-2011
24,000	Other	PIC GROUP INC				94.54	512005	500015322	RESIDENTIAL MAINT 06/06- 06/11/11	JUL-2011
24,001	Other	PIC GROUP INC				94.54	554100	500015322	RESIDENTIAL MAINT 06/06- 06/11/11	JUL-2011
24,002	Other	PIC GROUP INC				80.36	511100	500015322	RESIDENTIAL MAINT 06/06- 06/11/11	JUL-2011
24,003	Other	PIC GROUP INC				80.36	513100	500015322	RESIDENTIAL MAINT 06/06- 06/11/11	JUL-2011
24,004	Other	PIC GROUP INC				66.66	511100	500015322	RESIDENTIAL MAINT 06/06- 06/11/11	JUL-2011
24,005	Other	PIC GROUP INC				66.66	512017	500015322	RESIDENTIAL MAINT 06/06- 06/11/11	JUL-2011
24,006	Other	PIC GROUP INC				66.66	512100	500015322	RESIDENTIAL MAINT 06/06- 06/11/11	JUL-2011
24,007	Other	PIC GROUP INC				66.66	512100	500015322	RESIDENTIAL MAINT 06/06- 06/11/11	JUL-2011
24,008	Other	PIC GROUP INC				40.18	512100	500015322	RESIDENTIAL MAINT 06/06- 06/11/11	JUL-2011
24,009	Other	PIC GROUP INC				33.33	511100	500015322	RESIDENTIAL MAINT 06/06- 06/11/11	JUL-2011
24,010	Other	PIC GROUP INC				33.33	512100	500015322	RESIDENTIAL MAINT 06/06- 06/11/11	JUL-2011
24,011	Other	PIC GROUP INC				33.33	512100	500015322	RESIDENTIAL MAINT 06/06- 06/11/11	JUL-2011
24,012	Other	PIC GROUP INC				33.33	512100	500015322	RESIDENTIAL MAINT 06/06- 06/11/11	JUL-2011
24,013	Other	PIC GROUP INC				33.33	512100	500015322	RESIDENTIAL MAINT 06/06- 06/11/11	JUL-2011
24,014	Other	PIC GROUP INC				1,333.20	512017	500015323	GHENT INSIDE MAINTENANCE FOR THE PERIOD 6/5 THRU 6/11/11	Jun-2011
24,015	Other	PIC GROUP INC				816.59	511100	500015323	GHENT INSIDE MAINTENANCE FOR THE PERIOD 6/5 THRU 6/11/11	Jun-2011
24,016	Other	PIC GROUP INC				566.61	512017	500015323	GHENT INSIDE MAINTENANCE FOR THE PERIOD 6/5 THRU 6/11/11	Jun-2011
24,017	Other	PIC GROUP INC				482.16	513100	500015323	GHENT INSIDE MAINTENANCE FOR THE PERIOD 6/5 THRU 6/11/11	Jun-2011
24,018	Other	PIC GROUP INC				333.30	512017	500015323	GHENT INSIDE MAINTENANCE FOR THE PERIOD 6/5 THRU 6/11/11	Jun-2011
24,019	Other	PIC GROUP INC				321.44	512100	500015323	GHENT INSIDE MAINTENANCE FOR THE PERIOD 6/5 THRU 6/11/11	Jun-2011
24,020	Other	PIC GROUP INC				299.97	511100	500015323	GHENT INSIDE MAINTENANCE FOR THE PERIOD 6/5 THRU 6/11/11	Jun-2011
24,021	Other	PIC GROUP INC				241.08	512100	500015323	GHENT INSIDE MAINTENANCE FOR THE PERIOD 6/5 THRU 6/11/11	Jun-2011
24,022	Other	PIC GROUP INC				241.08	513100	500015323	GHENT INSIDE MAINTENANCE FOR THE PERIOD 6/5 THRU 6/11/11	Jun-2011

KENTUCKY UTILITIES COMPANY
Case No. 2012- 00221
Analysis of Professional Services Expenses For the Test Year

(A)	(B)	(C)	(D)	(E)	(F)	(G)	(H)	(I)		
Line No.	Type	Vendor	Rate Case	Audit	Other	Total	Account	Invoice	Description	Period
24,083	Other	PIC GROUP INC				94.54	512100	500015324	GHENT OUTSIDE MAINTENANCE FOR THE PERIOD 6/5 THRU 6/11/11	Jun-2011
24,084	Other	PIC GROUP INC				94.54	512100	500015324	GHENT OUTSIDE MAINTENANCE FOR THE PERIOD 6/5 THRU 6/11/11	Jun-2011
24,085	Other	PIC GROUP INC				94.54	513100	500015324	GHENT OUTSIDE MAINTENANCE FOR THE PERIOD 6/5 THRU 6/11/11	Jun-2011
24,086	Other	PIC GROUP INC				94.54	514100	500015324	GHENT OUTSIDE MAINTENANCE FOR THE PERIOD 6/5 THRU 6/11/11	Jun-2011
24,087	Other	PIC GROUP INC				66.66	512100	500015324	GHENT OUTSIDE MAINTENANCE FOR THE PERIOD 6/5 THRU 6/11/11	Jun-2011
24,088	Other	PIC GROUP INC				50.00	512100	500015324	GHENT OUTSIDE MAINTENANCE FOR THE PERIOD 6/5 THRU 6/11/11	Jun-2011
24,089	Other	PIC GROUP INC				50.00	512100	500015324	GHENT OUTSIDE MAINTENANCE FOR THE PERIOD 6/5 THRU 6/11/11	Jun-2011
24,090	Other	PIC GROUP INC				33.33	512017	500015324	GHENT OUTSIDE MAINTENANCE FOR THE PERIOD 6/5 THRU 6/11/11	Jun-2011
24,091	Other	PIC GROUP INC				33.33	512100	500015324	GHENT OUTSIDE MAINTENANCE FOR THE PERIOD 6/5 THRU 6/11/11	Jun-2011
24,092	Other	PIC GROUP INC				33.33	512100	500015324	GHENT OUTSIDE MAINTENANCE FOR THE PERIOD 6/5 THRU 6/11/11	Jun-2011
24,093	Other	PIC GROUP INC				33.33	512100	500015324	GHENT OUTSIDE MAINTENANCE FOR THE PERIOD 6/5 THRU 6/11/11	Jun-2011
24,094	Other	PIC GROUP INC				33.33	512100	500015324	GHENT OUTSIDE MAINTENANCE FOR THE PERIOD 6/5 THRU 6/11/11	Jun-2011
24,095	Other	PIC GROUP INC				2,391.70	512017	500015325	GHENT MILLWRIGHTS BASE CREW FOR THE PERIOD 6/5 THRU 6/11/11	Jun-2011
24,096	Other	PIC GROUP INC				2,152.14	512017	500015325	GHENT MILLWRIGHTS BASE CREW FOR THE PERIOD 6/5 THRU 6/11/11	Jun-2011
24,097	Other	PIC GROUP INC				1,784.78	512100	500015325	GHENT MILLWRIGHTS BASE CREW FOR THE PERIOD 6/5 THRU 6/11/11	Jun-2011
24,098	Other	PIC GROUP INC				977.92	512100	500015325	GHENT MILLWRIGHTS BASE CREW FOR THE PERIOD 6/5 THRU 6/11/11	Jun-2011
24,099	Other	PIC GROUP INC				477.18	512100	500015325	GHENT MILLWRIGHTS BASE CREW FOR THE PERIOD 6/5 THRU 6/11/11	Jun-2011
24,100	Other	PIC GROUP INC				244.48	512100	500015325	GHENT MILLWRIGHTS BASE CREW FOR THE PERIOD 6/5 THRU 6/11/11	Jun-2011
24,101	Other	PIC GROUP INC				143.56	512100	500015325	GHENT MILLWRIGHTS BASE CREW FOR THE PERIOD 6/5 THRU 6/11/11	Jun-2011
24,102	Other	PIC GROUP INC				2,748.78	512100	500015478	MAINT 06/13 -06/19/11	JUL-2011
24,103	Other	PIC GROUP INC				2,594.63	512100	500015478	MAINT 06/13 -06/19/11	JUL-2011
24,104	Other	PIC GROUP INC				894.90	512100	500015478	MAINT 06/13 -06/19/11	JUL-2011
24,105	Other	PIC GROUP INC				681.22	512100	500015478	MAINT 06/13 -06/19/11	JUL-2011
24,106	Other	PIC GROUP INC				533.28	511100	500015478	MAINT 06/13 -06/19/11	JUL-2011
24,107	Other	PIC GROUP INC				366.63	512005	500015478	MAINT 06/13 -06/19/11	JUL-2011
24,108	Other	PIC GROUP INC				333.30	512005	500015478	MAINT 06/13 -06/19/11	JUL-2011
24,109	Other	PIC GROUP INC				269.68	512100	500015478	MAINT 06/13 -06/19/11	JUL-2011
24,110	Other	PIC GROUP INC				266.64	511100	500015478	MAINT 06/13 -06/19/11	JUL-2011
24,111	Other	PIC GROUP INC				200.90	512017	500015478	MAINT 06/13 -06/19/11	JUL-2011
24,112	Other	PIC GROUP INC				199.98	513100	500015478	MAINT 06/13 -06/19/11	JUL-2011
24,113	Other	PIC GROUP INC				141.81	512017	500015478	MAINT 06/13 -06/19/11	JUL-2011
24,114	Other	PIC GROUP INC				140.17	511100	500015478	MAINT 06/13 -06/19/11	JUL-2011
24,115	Other	PIC GROUP INC				133.32	512005	500015478	MAINT 06/13 -06/19/11	JUL-2011
24,116	Other	PIC GROUP INC				133.32	512100	500015478	MAINT 06/13 -06/19/11	JUL-2011
24,117	Other	PIC GROUP INC				133.32	512100	500015478	MAINT 06/13 -06/19/11	JUL-2011
24,118	Other	PIC GROUP INC				99.99	512005	500015478	MAINT 06/13 -06/19/11	JUL-2011
24,119	Other	PIC GROUP INC				99.98	512005	500015478	MAINT 06/13 -06/19/11	JUL-2011
24,120	Other	PIC GROUP INC				80.36	514100	500015478	MAINT 06/13 -06/19/11	JUL-2011
24,121	Other	PIC GROUP INC				66.66	512017	500015478	MAINT 06/13 -06/19/11	JUL-2011
24,122	Other	PIC GROUP INC				66.66	512100	500015478	MAINT 06/13 -06/19/11	JUL-2011
24,123	Other	PIC GROUP INC				66.66	512100	500015478	MAINT 06/13 -06/19/11	JUL-2011
24,124	Other	PIC GROUP INC				66.66	512100	500015478	MAINT 06/13 -06/19/11	JUL-2011
24,125	Other	PIC GROUP INC				47.27	512017	500015478	MAINT 06/13 -06/19/11	JUL-2011
24,126	Other	PIC GROUP INC				47.27	512100	500015478	MAINT 06/13 -06/19/11	JUL-2011
24,127	Other	PIC GROUP INC				47.27	512100	500015478	MAINT 06/13 -06/19/11	JUL-2011
24,128	Other	PIC GROUP INC				47.27	512100	500015478	MAINT 06/13 -06/19/11	JUL-2011
24,129	Other	PIC GROUP INC				33.33	511100	500015478	MAINT 06/13 -06/19/11	JUL-2011
24,130	Other	PIC GROUP INC				33.33	512017	500015478	MAINT 06/13 -06/19/11	JUL-2011
24,131	Other	PIC GROUP INC				33.33	512017	500015478	MAINT 06/13 -06/19/11	JUL-2011
24,132	Other	PIC GROUP INC				33.33	513100	500015478	MAINT 06/13 -06/19/11	JUL-2011
24,133	Other	PIC GROUP INC				23.64	512100	500015478	MAINT 06/13 -06/19/11	JUL-2011
24,134	Other	PIC GROUP INC				23.64	512100	500015478	MAINT 06/13 -06/19/11	JUL-2011
24,135	Other	PIC GROUP INC				23.64	512100	500015478	MAINT 06/13 -06/19/11	JUL-2011
24,136	Other	PIC GROUP INC				1,506.75	512017	500015479	GHENT INSIDE MAINTENANCE FOR THE PERIOD OF 6/12 - 6/18/11	JUL-2011
24,137	Other	PIC GROUP INC				1,183.22	512017	500015479	GHENT INSIDE MAINTENANCE FOR THE PERIOD OF 6/12 - 6/18/11	JUL-2011
24,138	Other	PIC GROUP INC				1,049.90	511100	500015479	GHENT INSIDE MAINTENANCE FOR THE PERIOD OF 6/12 - 6/18/11	JUL-2011
24,139	Other	PIC GROUP INC				499.95	512100	500015479	GHENT INSIDE MAINTENANCE FOR THE PERIOD OF 6/12 - 6/18/11	JUL-2011
24,140	Other	PIC GROUP INC				283.31	512100	500015479	GHENT INSIDE MAINTENANCE FOR THE PERIOD OF 6/12 - 6/18/11	JUL-2011
24,141	Other	PIC GROUP INC				266.64	512017	500015479	GHENT INSIDE MAINTENANCE FOR THE PERIOD OF 6/12 - 6/18/11	JUL-2011
24,142	Other	PIC GROUP INC				266.64	512017	500015479	GHENT INSIDE MAINTENANCE FOR THE PERIOD OF 6/12 - 6/18/11	JUL-2011

KENTUCKY UTILITIES COMPANY
Case No. 2012- 00221
Analysis of Professional Services Expenses For the Test Year

(A)	(B)	(C)	(D)	(E)	(F)	(G)	(H)	(I)		
Line No.	Type	Vendor	Rate Case	Audit	Other	Total	Account	Invoice	Description	Period
24,203	Other	PIC GROUP INC				233.31	512100	500015480	GHENT OUTSIDE MAINTENANCE FOR THE PERIOD OF 6/12 - 6/18/2011	JUL-2011
24,204	Other	PIC GROUP INC				199.98	512100	500015480	GHENT OUTSIDE MAINTENANCE FOR THE PERIOD OF 6/12 - 6/18/2011	JUL-2011
24,205	Other	PIC GROUP INC				192.25	512100	500015480	GHENT OUTSIDE MAINTENANCE FOR THE PERIOD OF 6/12 - 6/18/2011	JUL-2011
24,206	Other	PIC GROUP INC				189.08	511100	500015480	GHENT OUTSIDE MAINTENANCE FOR THE PERIOD OF 6/12 - 6/18/2011	JUL-2011
24,207	Other	PIC GROUP INC				189.08	511100	500015480	GHENT OUTSIDE MAINTENANCE FOR THE PERIOD OF 6/12 - 6/18/2011	JUL-2011
24,208	Other	PIC GROUP INC				166.65	512100	500015480	GHENT OUTSIDE MAINTENANCE FOR THE PERIOD OF 6/12 - 6/18/2011	JUL-2011
24,209	Other	PIC GROUP INC				133.32	512100	500015480	GHENT OUTSIDE MAINTENANCE FOR THE PERIOD OF 6/12 - 6/18/2011	JUL-2011
24,210	Other	PIC GROUP INC				115.35	512100	500015480	GHENT OUTSIDE MAINTENANCE FOR THE PERIOD OF 6/12 - 6/18/2011	JUL-2011
24,211	Other	PIC GROUP INC				115.35	514100	500015480	GHENT OUTSIDE MAINTENANCE FOR THE PERIOD OF 6/12 - 6/18/2011	JUL-2011
24,212	Other	PIC GROUP INC				99.99	511100	500015480	GHENT OUTSIDE MAINTENANCE FOR THE PERIOD OF 6/12 - 6/18/2011	JUL-2011
24,213	Other	PIC GROUP INC				99.99	512100	500015480	GHENT OUTSIDE MAINTENANCE FOR THE PERIOD OF 6/12 - 6/18/2011	JUL-2011
24,214	Other	PIC GROUP INC				99.99	512100	500015480	GHENT OUTSIDE MAINTENANCE FOR THE PERIOD OF 6/12 - 6/18/2011	JUL-2011
24,215	Other	PIC GROUP INC				66.66	512100	500015480	GHENT OUTSIDE MAINTENANCE FOR THE PERIOD OF 6/12 - 6/18/2011	JUL-2011
24,216	Other	PIC GROUP INC				66.66	512100	500015480	GHENT OUTSIDE MAINTENANCE FOR THE PERIOD OF 6/12 - 6/18/2011	JUL-2011
24,217	Other	PIC GROUP INC				66.66	512100	500015480	GHENT OUTSIDE MAINTENANCE FOR THE PERIOD OF 6/12 - 6/18/2011	JUL-2011
24,218	Other	PIC GROUP INC				33.33	512100	500015480	GHENT OUTSIDE MAINTENANCE FOR THE PERIOD OF 6/12 - 6/18/2011	JUL-2011
24,219	Other	PIC GROUP INC				4,348.05	512100	500015481	GHENT MILLWRIGHTS BASE CREW FOR THE PERIOD 6/12 THRU 6/18/11	JUL-2011
24,220	Other	PIC GROUP INC				1,399.25	513100	500015481	GHENT MILLWRIGHTS BASE CREW FOR THE PERIOD 6/12 THRU 6/18/11	JUL-2011
24,221	Other	PIC GROUP INC				1,224.54	512100	500015481	GHENT MILLWRIGHTS BASE CREW FOR THE PERIOD 6/12 THRU 6/18/11	JUL-2011
24,222	Other	PIC GROUP INC				1,195.07	513100	500015481	GHENT MILLWRIGHTS BASE CREW FOR THE PERIOD 6/12 THRU 6/18/11	JUL-2011
24,223	Other	PIC GROUP INC				461.56	512100	500015481	GHENT MILLWRIGHTS BASE CREW FOR THE PERIOD 6/12 THRU 6/18/11	JUL-2011
24,224	Other	PIC GROUP INC				328.24	512017	500015481	GHENT MILLWRIGHTS BASE CREW FOR THE PERIOD 6/12 THRU 6/18/11	JUL-2011
24,225	Other	PIC GROUP INC				328.24	512017	500015481	GHENT MILLWRIGHTS BASE CREW FOR THE PERIOD 6/12 THRU 6/18/11	JUL-2011
24,226	Other	PIC GROUP INC				6,154.51	512100	500015489	Labor for Boiler Inspection Support In Accordance with Master Agreement # 497246	JUL-2011
24,227	Other	PIC GROUP INC				1,316.27	512100	500015489	INVOICE 500015489	JUL-2011
24,228	Other	PIC GROUP INC				7,620.63	512100	500015490	Labor for Boiler Inspection Support	JUL-2011
24,229	Other	PIC GROUP INC				854.72	511100	500015604	MAINT 06/20 - 06/25/11	JUL-2011
24,230	Other	PIC GROUP INC				714.56	512100	500015604	MAINT 06/20 - 06/25/11	JUL-2011
24,231	Other	PIC GROUP INC				641.04	511100	500015604	MAINT 06/20 - 06/25/11	JUL-2011
24,232	Other	PIC GROUP INC				474.93	511100	500015604	MAINT 06/20 - 06/25/11	JUL-2011
24,233	Other	PIC GROUP INC				472.71	511100	500015604	MAINT 06/20 - 06/25/11	JUL-2011
24,234	Other	PIC GROUP INC				399.96	511100	500015604	MAINT 06/20 - 06/25/11	JUL-2011
24,235	Other	PIC GROUP INC				378.16	512017	500015604	MAINT 06/20 - 06/25/11	JUL-2011
24,236	Other	PIC GROUP INC				333.28	512005	500015604	MAINT 06/20 - 06/25/11	JUL-2011
24,237	Other	PIC GROUP INC				299.95	512100	500015604	MAINT 06/20 - 06/25/11	JUL-2011
24,238	Other	PIC GROUP INC				281.26	512100	500015604	MAINT 06/20 - 06/25/11	JUL-2011
24,239	Other	PIC GROUP INC				266.64	512005	500015604	MAINT 06/20 - 06/25/11	JUL-2011
24,240	Other	PIC GROUP INC				266.64	512100	500015604	MAINT 06/20 - 06/25/11	JUL-2011
24,241	Other	PIC GROUP INC				266.64	553100	500015604	MAINT 06/20 - 06/25/11	JUL-2011
24,242	Other	PIC GROUP INC				199.98	512005	500015604	MAINT 06/20 - 06/25/11	JUL-2011
24,243	Other	PIC GROUP INC				189.08	512100	500015604	MAINT 06/20 - 06/25/11	JUL-2011
24,244	Other	PIC GROUP INC				187.44	511100	500015604	MAINT 06/20 - 06/25/11	JUL-2011
24,245	Other	PIC GROUP INC				187.20	512100	500015604	MAINT 06/20 - 06/25/11	JUL-2011
24,246	Other	PIC GROUP INC				166.65	512100	500015604	MAINT 06/20 - 06/25/11	JUL-2011
24,247	Other	PIC GROUP INC				166.65	512100	500015604	MAINT 06/20 - 06/25/11	JUL-2011
24,248	Other	PIC GROUP INC				147.02	512100	500015604	MAINT 06/20 - 06/25/11	JUL-2011
24,249	Other	PIC GROUP INC				141.81	511100	500015604	MAINT 06/20 - 06/25/11	JUL-2011
24,250	Other	PIC GROUP INC				133.33	512005	500015604	MAINT 06/20 - 06/25/11	JUL-2011
24,251	Other	PIC GROUP INC				133.32	512017	500015604	MAINT 06/20 - 06/25/11	JUL-2011
24,252	Other	PIC GROUP INC				133.32	512100	500015604	MAINT 06/20 - 06/25/11	JUL-2011
24,253	Other	PIC GROUP INC				100.00	512100	500015604	MAINT 06/20 - 06/25/11	JUL-2011
24,254	Other	PIC GROUP INC				100.00	512100	500015604	MAINT 06/20 - 06/25/11	JUL-2011
24,255	Other	PIC GROUP INC				99.99	511100	500015604	MAINT 06/20 - 06/25/11	JUL-2011
24,256	Other	PIC GROUP INC				73.51	512100	500015604	MAINT 06/20 - 06/25/11	JUL-2011
24,257	Other	PIC GROUP INC				73.51	512100	500015604	MAINT 06/20 - 06/25/11	JUL-2011
24,258	Other	PIC GROUP INC				66.66	512005	500015604	MAINT 06/20 - 06/25/11	JUL-2011
24,259	Other	PIC GROUP INC				66.66	512005	500015604	MAINT 06/20 - 06/25/11	JUL-2011
24,260	Other	PIC GROUP INC				66.66	512100	500015604	MAINT 06/20 - 06/25/11	JUL-2011
24,261	Other	PIC GROUP INC				66.66	513100	500015604	MAINT 06/20 - 06/25/11	JUL-2011

KENTUCKY UTILITIES COMPANY
Case No. 2012- 00221
Analysis of Professional Services Expenses For the Test Year

(A)	(B)	(C)	(D)	(E)	(F)	(G)	(H)	(I)		
Line No.	Type	Vendor	Rate Case	Audit	Other	Total	Account	Invoice	Description	Period
24,262	Other	PIC GROUP INC				66.66	514100	500015604	MAINT 06/20 - 06/25/11	JUL-2011
24,263	Other	PIC GROUP INC				47.27	511100	500015604	MAINT 06/20 - 06/25/11	JUL-2011
24,264	Other	PIC GROUP INC				40.18	512100	500015604	MAINT 06/20 - 06/25/11	JUL-2011
24,265	Other	PIC GROUP INC				40.18	514100	500015604	MAINT 06/20 - 06/25/11	JUL-2011
24,266	Other	PIC GROUP INC				33.33	512017	500015604	MAINT 06/20 - 06/25/11	JUL-2011
24,267	Other	PIC GROUP INC				33.33	512017	500015604	MAINT 06/20 - 06/25/11	JUL-2011
24,268	Other	PIC GROUP INC				33.33	513100	500015604	MAINT 06/20 - 06/25/11	JUL-2011
24,269	Other	PIC GROUP INC				1,533.18	512017	500015605	GHENT INSIDE MAINTENANCE FOR THE PERIOD OF 6/19 - 6/25/11	JUL-2011
24,270	Other	PIC GROUP INC				1,333.20	511100	500015605	GHENT INSIDE MAINTENANCE FOR THE PERIOD OF 6/19 - 6/25/11	JUL-2011
24,271	Other	PIC GROUP INC				883.96	512017	500015605	GHENT INSIDE MAINTENANCE FOR THE PERIOD OF 6/19 - 6/25/11	JUL-2011
24,272	Other	PIC GROUP INC				602.70	513100	500015605	GHENT INSIDE MAINTENANCE FOR THE PERIOD OF 6/19 - 6/25/11	JUL-2011
24,273	Other	PIC GROUP INC				399.96	512017	500015605	GHENT INSIDE MAINTENANCE FOR THE PERIOD OF 6/19 - 6/25/11	JUL-2011
24,274	Other	PIC GROUP INC				399.96	512017	500015605	GHENT INSIDE MAINTENANCE FOR THE PERIOD OF 6/19 - 6/25/11	JUL-2011
24,275	Other	PIC GROUP INC				383.30	512100	500015605	GHENT INSIDE MAINTENANCE FOR THE PERIOD OF 6/19 - 6/25/11	JUL-2011
24,276	Other	PIC GROUP INC				266.64	512100	500015605	GHENT INSIDE MAINTENANCE FOR THE PERIOD OF 6/19 - 6/25/11	JUL-2011
24,277	Other	PIC GROUP INC				266.64	512100	500015605	GHENT INSIDE MAINTENANCE FOR THE PERIOD OF 6/19 - 6/25/11	JUL-2011
24,278	Other	PIC GROUP INC				266.64	512100	500015605	GHENT INSIDE MAINTENANCE FOR THE PERIOD OF 6/19 - 6/25/11	JUL-2011
24,279	Other	PIC GROUP INC				266.64	513100	500015605	GHENT INSIDE MAINTENANCE FOR THE PERIOD OF 6/19 - 6/25/11	JUL-2011
24,280	Other	PIC GROUP INC				199.98	513100	500015605	GHENT INSIDE MAINTENANCE FOR THE PERIOD OF 6/19 - 6/25/11	JUL-2011
24,281	Other	PIC GROUP INC				189.08	512017	500015605	GHENT INSIDE MAINTENANCE FOR THE PERIOD OF 6/19 - 6/25/11	JUL-2011
24,282	Other	PIC GROUP INC				133.32	512017	500015605	GHENT INSIDE MAINTENANCE FOR THE PERIOD OF 6/19 - 6/25/11	JUL-2011
24,283	Other	PIC GROUP INC				99.99	512100	500015605	GHENT INSIDE MAINTENANCE FOR THE PERIOD OF 6/19 - 6/25/11	JUL-2011
24,284	Other	PIC GROUP INC				99.99	513100	500015605	GHENT INSIDE MAINTENANCE FOR THE PERIOD OF 6/19 - 6/25/11	JUL-2011
24,285	Other	PIC GROUP INC				80.36	513100	500015605	GHENT INSIDE MAINTENANCE FOR THE PERIOD OF 6/19 - 6/25/11	JUL-2011
24,286	Other	PIC GROUP INC				66.66	512017	500015605	GHENT INSIDE MAINTENANCE FOR THE PERIOD OF 6/19 - 6/25/11	JUL-2011
24,287	Other	PIC GROUP INC				66.66	512100	500015605	GHENT INSIDE MAINTENANCE FOR THE PERIOD OF 6/19 - 6/25/11	JUL-2011
24,288	Other	PIC GROUP INC				66.66	512100	500015605	GHENT INSIDE MAINTENANCE FOR THE PERIOD OF 6/19 - 6/25/11	JUL-2011
24,289	Other	PIC GROUP INC				66.66	512100	500015605	GHENT INSIDE MAINTENANCE FOR THE PERIOD OF 6/19 - 6/25/11	JUL-2011
24,290	Other	PIC GROUP INC				66.66	512100	500015605	GHENT INSIDE MAINTENANCE FOR THE PERIOD OF 6/19 - 6/25/11	JUL-2011
24,291	Other	PIC GROUP INC				66.66	512100	500015605	GHENT INSIDE MAINTENANCE FOR THE PERIOD OF 6/19 - 6/25/11	JUL-2011
24,292	Other	PIC GROUP INC				33.33	511100	500015605	GHENT INSIDE MAINTENANCE FOR THE PERIOD OF 6/19 - 6/25/11	JUL-2011
24,293	Other	PIC GROUP INC				33.33	512017	500015605	GHENT INSIDE MAINTENANCE FOR THE PERIOD OF 6/19 - 6/25/11	JUL-2011
24,294	Other	PIC GROUP INC				33.33	512017	500015605	GHENT INSIDE MAINTENANCE FOR THE PERIOD OF 6/19 - 6/25/11	JUL-2011
24,295	Other	PIC GROUP INC				33.33	512017	500015605	GHENT INSIDE MAINTENANCE FOR THE PERIOD OF 6/19 - 6/25/11	JUL-2011
24,296	Other	PIC GROUP INC				33.33	512100	500015605	GHENT INSIDE MAINTENANCE FOR THE PERIOD OF 6/19 - 6/25/11	JUL-2011
24,297	Other	PIC GROUP INC				33.33	512100	500015605	GHENT INSIDE MAINTENANCE FOR THE PERIOD OF 6/19 - 6/25/11	JUL-2011
24,298	Other	PIC GROUP INC				33.33	512100	500015605	GHENT INSIDE MAINTENANCE FOR THE PERIOD OF 6/19 - 6/25/11	JUL-2011
24,299	Other	PIC GROUP INC				33.33	512100	500015605	GHENT INSIDE MAINTENANCE FOR THE PERIOD OF 6/19 - 6/25/11	JUL-2011
24,300	Other	PIC GROUP INC				33.33	512100	500015605	GHENT INSIDE MAINTENANCE FOR THE PERIOD OF 6/19 - 6/25/11	JUL-2011
24,301	Other	PIC GROUP INC				33.33	512100	500015605	GHENT INSIDE MAINTENANCE FOR THE PERIOD OF 6/19 - 6/25/11	JUL-2011
24,302	Other	PIC GROUP INC				33.33	513100	500015605	GHENT INSIDE MAINTENANCE FOR THE PERIOD OF 6/19 - 6/25/11	JUL-2011
24,303	Other	PIC GROUP INC				33.27	513100	500015605	GHENT INSIDE MAINTENANCE FOR THE PERIOD OF 6/19 - 6/25/11	JUL-2011
24,304	Other	PIC GROUP INC				16.67	511100	500015605	GHENT INSIDE MAINTENANCE FOR THE PERIOD OF 6/19 - 6/25/11	JUL-2011
24,305	Other	PIC GROUP INC				16.67	511100	500015605	GHENT INSIDE MAINTENANCE FOR THE PERIOD OF 6/19 - 6/25/11	JUL-2011
24,306	Other	PIC GROUP INC				16.67	512017	500015605	GHENT INSIDE MAINTENANCE FOR THE PERIOD OF 6/19 - 6/25/11	JUL-2011
24,307	Other	PIC GROUP INC				16.67	512017	500015605	GHENT INSIDE MAINTENANCE FOR THE PERIOD OF 6/19 - 6/25/11	JUL-2011
24,308	Other	PIC GROUP INC				16.67	512017	500015605	GHENT INSIDE MAINTENANCE FOR THE PERIOD OF 6/19 - 6/25/11	JUL-2011
24,309	Other	PIC GROUP INC				16.67	512017	500015605	GHENT INSIDE MAINTENANCE FOR THE PERIOD OF 6/19 - 6/25/11	JUL-2011
24,310	Other	PIC GROUP INC				16.67	512017	500015605	GHENT INSIDE MAINTENANCE FOR THE PERIOD OF 6/19 - 6/25/11	JUL-2011
24,311	Other	PIC GROUP INC				16.67	512100	500015605	GHENT INSIDE MAINTENANCE FOR THE PERIOD OF 6/19 - 6/25/11	JUL-2011
24,312	Other	PIC GROUP INC				16.67	512100	500015605	GHENT INSIDE MAINTENANCE FOR THE PERIOD OF 6/19 - 6/25/11	JUL-2011
24,313	Other	PIC GROUP INC				16.67	513100	500015605	GHENT INSIDE MAINTENANCE FOR THE PERIOD OF 6/19 - 6/25/11	JUL-2011
24,314	Other	PIC GROUP INC				16.67	513100	500015605	GHENT INSIDE MAINTENANCE FOR THE PERIOD OF 6/19 - 6/25/11	JUL-2011
24,315	Other	PIC GROUP INC				16.67	513100	500015605	GHENT INSIDE MAINTENANCE FOR THE PERIOD OF 6/19 - 6/25/11	JUL-2011
24,316	Other	PIC GROUP INC				1,616.82	512100	500015606	GHENT OUTSIDE MAINTENANCE FOR THE PERIOD OF 6/19 - 6/25/2011	JUL-2011
24,317	Other	PIC GROUP INC				1,333.20	512100	500015606	GHENT OUTSIDE MAINTENANCE FOR THE PERIOD OF 6/19 - 6/25/2011	JUL-2011
24,318	Other	PIC GROUP INC				599.93	512005	500015606	GHENT OUTSIDE MAINTENANCE FOR THE PERIOD OF 6/19 - 6/25/2011	JUL-2011
24,319	Other	PIC GROUP INC				499.85	512100	500015606	GHENT OUTSIDE MAINTENANCE FOR THE PERIOD OF 6/19 - 6/25/2011	JUL-2011
24,320	Other	PIC GROUP INC				499.85	512100	500015606	GHENT OUTSIDE MAINTENANCE FOR THE PERIOD OF 6/19 - 6/25/2011	JUL-2011
24,321	Other	PIC GROUP INC				308.46	512100	500015606	GHENT OUTSIDE MAINTENANCE FOR THE PERIOD OF 6/19 - 6/25/2011	JUL-2011

KENTUCKY UTILITIES COMPANY
Case No. 2012- 00221
Analysis of Professional Services Expenses For the Test Year

(A)	(B)	(C)	(D)	(E)	(F)	(G)	(H)	(I)		
Line No.	Type	Vendor	Rate Case	Audit	Other	Total	Account	Invoice	Description	Period
24,322	Other	PIC GROUP INC				266.64	512100	500015606	GHEHT OUTSIDE MAINTENANCE FOR THE PERIOD OF 6/19 - 6/25/2011	JUL-2011
24,323	Other	PIC GROUP INC				266.64	512100	500015606	GHEHT OUTSIDE MAINTENANCE FOR THE PERIOD OF 6/19 - 6/25/2011	JUL-2011
24,324	Other	PIC GROUP INC				233.31	512100	500015606	GHEHT OUTSIDE MAINTENANCE FOR THE PERIOD OF 6/19 - 6/25/2011	JUL-2011
24,325	Other	PIC GROUP INC				230.70	512017	500015606	GHEHT OUTSIDE MAINTENANCE FOR THE PERIOD OF 6/19 - 6/25/2011	JUL-2011
24,326	Other	PIC GROUP INC				230.70	513100	500015606	GHEHT OUTSIDE MAINTENANCE FOR THE PERIOD OF 6/19 - 6/25/2011	JUL-2011
24,327	Other	PIC GROUP INC				199.98	512017	500015606	GHEHT OUTSIDE MAINTENANCE FOR THE PERIOD OF 6/19 - 6/25/2011	JUL-2011
24,328	Other	PIC GROUP INC				175.14	512100	500015606	GHEHT OUTSIDE MAINTENANCE FOR THE PERIOD OF 6/19 - 6/25/2011	JUL-2011
24,329	Other	PIC GROUP INC				133.32	511100	500015606	GHEHT OUTSIDE MAINTENANCE FOR THE PERIOD OF 6/19 - 6/25/2011	JUL-2011
24,330	Other	PIC GROUP INC				133.32	512100	500015606	GHEHT OUTSIDE MAINTENANCE FOR THE PERIOD OF 6/19 - 6/25/2011	JUL-2011
24,331	Other	PIC GROUP INC				133.32	512100	500015606	GHEHT OUTSIDE MAINTENANCE FOR THE PERIOD OF 6/19 - 6/25/2011	JUL-2011
24,332	Other	PIC GROUP INC				66.66	512017	500015606	GHEHT OUTSIDE MAINTENANCE FOR THE PERIOD OF 6/19 - 6/25/2011	JUL-2011
24,333	Other	PIC GROUP INC				66.66	512100	500015606	GHEHT OUTSIDE MAINTENANCE FOR THE PERIOD OF 6/19 - 6/25/2011	JUL-2011
24,334	Other	PIC GROUP INC				66.66	512100	500015606	GHEHT OUTSIDE MAINTENANCE FOR THE PERIOD OF 6/19 - 6/25/2011	JUL-2011
24,335	Other	PIC GROUP INC				50.00	512017	500015606	GHEHT OUTSIDE MAINTENANCE FOR THE PERIOD OF 6/19 - 6/25/2011	JUL-2011
24,336	Other	PIC GROUP INC				50.00	512100	500015606	GHEHT OUTSIDE MAINTENANCE FOR THE PERIOD OF 6/19 - 6/25/2011	JUL-2011
24,337	Other	PIC GROUP INC				33.33	512100	500015606	GHEHT OUTSIDE MAINTENANCE FOR THE PERIOD OF 6/19 - 6/25/2011	JUL-2011
24,338	Other	PIC GROUP INC				33.33	512100	500015606	GHEHT OUTSIDE MAINTENANCE FOR THE PERIOD OF 6/19 - 6/25/2011	JUL-2011
24,339	Other	PIC GROUP INC				33.33	512100	500015606	GHEHT OUTSIDE MAINTENANCE FOR THE PERIOD OF 6/19 - 6/25/2011	JUL-2011
24,340	Other	PIC GROUP INC				33.33	512100	500015606	GHEHT OUTSIDE MAINTENANCE FOR THE PERIOD OF 6/19 - 6/25/2011	JUL-2011
24,341	Other	PIC GROUP INC				33.33	512100	500015606	GHEHT OUTSIDE MAINTENANCE FOR THE PERIOD OF 6/19 - 6/25/2011	JUL-2011
24,342	Other	PIC GROUP INC				33.33	512100	500015606	GHEHT OUTSIDE MAINTENANCE FOR THE PERIOD OF 6/19 - 6/25/2011	JUL-2011
24,343	Other	PIC GROUP INC				5,807.66	513100	500015607	GHEHT MILLWRIGHTS BASE CREW FOR PERIOD OF 6/19 - 6/25/11	JUL-2011
24,344	Other	PIC GROUP INC				3,379.64	513100	500015607	GHEHT MILLWRIGHTS BASE CREW FOR PERIOD OF 6/19 - 6/25/11	JUL-2011
24,345	Other	PIC GROUP INC				241.02	512100	500015607	GHEHT MILLWRIGHTS BASE CREW FOR PERIOD OF 6/19 - 6/25/11	JUL-2011
24,346	Other	PIC GROUP INC				1,388.00	511100	500015709	RESIDENTIAL LABOR 06/27 - 07/01/11	JUL-2011
24,347	Other	PIC GROUP INC				648.72	512017	500015709	RESIDENTIAL LABOR 06/27 - 07/01/11	JUL-2011
24,348	Other	PIC GROUP INC				628.26	512017	500015709	RESIDENTIAL LABOR 06/27 - 07/01/11	JUL-2011
24,349	Other	PIC GROUP INC				455.72	512005	500015709	RESIDENTIAL LABOR 06/27 - 07/01/11	JUL-2011
24,350	Other	PIC GROUP INC				410.55	512005	500015709	RESIDENTIAL LABOR 06/27 - 07/01/11	JUL-2011
24,351	Other	PIC GROUP INC				399.96	512100	500015709	RESIDENTIAL LABOR 06/27 - 07/01/11	JUL-2011
24,352	Other	PIC GROUP INC				266.64	512100	500015709	RESIDENTIAL LABOR 06/27 - 07/01/11	JUL-2011
24,353	Other	PIC GROUP INC				266.64	513100	500015709	RESIDENTIAL LABOR 06/27 - 07/01/11	JUL-2011
24,354	Other	PIC GROUP INC				233.32	512005	500015709	RESIDENTIAL LABOR 06/27 - 07/01/11	JUL-2011
24,355	Other	PIC GROUP INC				199.98	512100	500015709	RESIDENTIAL LABOR 06/27 - 07/01/11	JUL-2011
24,356	Other	PIC GROUP INC				166.65	512100	500015709	RESIDENTIAL LABOR 06/27 - 07/01/11	JUL-2011
24,357	Other	PIC GROUP INC				160.72	512017	500015709	RESIDENTIAL LABOR 06/27 - 07/01/11	JUL-2011
24,358	Other	PIC GROUP INC				160.72	512100	500015709	RESIDENTIAL LABOR 06/27 - 07/01/11	JUL-2011
24,359	Other	PIC GROUP INC				147.26	514100	500015709	RESIDENTIAL LABOR 06/27 - 07/01/11	JUL-2011
24,360	Other	PIC GROUP INC				147.02	512017	500015709	RESIDENTIAL LABOR 06/27 - 07/01/11	JUL-2011
24,361	Other	PIC GROUP INC				147.02	512100	500015709	RESIDENTIAL LABOR 06/27 - 07/01/11	JUL-2011
24,362	Other	PIC GROUP INC				133.32	511100	500015709	RESIDENTIAL LABOR 06/27 - 07/01/11	JUL-2011
24,363	Other	PIC GROUP INC				133.32	512100	500015709	RESIDENTIAL LABOR 06/27 - 07/01/11	JUL-2011
24,364	Other	PIC GROUP INC				133.32	512100	500015709	RESIDENTIAL LABOR 06/27 - 07/01/11	JUL-2011
24,365	Other	PIC GROUP INC				133.32	513100	500015709	RESIDENTIAL LABOR 06/27 - 07/01/11	JUL-2011
24,366	Other	PIC GROUP INC				106.84	511100	500015709	RESIDENTIAL LABOR 06/27 - 07/01/11	JUL-2011
24,367	Other	PIC GROUP INC				99.99	513100	500015709	RESIDENTIAL LABOR 06/27 - 07/01/11	JUL-2011
24,368	Other	PIC GROUP INC				99.98	512017	500015709	RESIDENTIAL LABOR 06/27 - 07/01/11	JUL-2011
24,369	Other	PIC GROUP INC				80.60	513100	500015709	RESIDENTIAL LABOR 06/27 - 07/01/11	JUL-2011
24,370	Other	PIC GROUP INC				66.66	512100	500015709	RESIDENTIAL LABOR 06/27 - 07/01/11	JUL-2011
24,371	Other	PIC GROUP INC				66.66	512100	500015709	RESIDENTIAL LABOR 06/27 - 07/01/11	JUL-2011
24,372	Other	PIC GROUP INC				66.66	513100	500015709	RESIDENTIAL LABOR 06/27 - 07/01/11	JUL-2011
24,373	Other	PIC GROUP INC				66.66	513100	500015709	RESIDENTIAL LABOR 06/27 - 07/01/11	JUL-2011
24,374	Other	PIC GROUP INC				47.27	511100	500015709	RESIDENTIAL LABOR 06/27 - 07/01/11	JUL-2011
24,375	Other	PIC GROUP INC				40.18	511100	500015709	RESIDENTIAL LABOR 06/27 - 07/01/11	JUL-2011
24,376	Other	PIC GROUP INC				40.18	512100	500015709	RESIDENTIAL LABOR 06/27 - 07/01/11	JUL-2011
24,377	Other	PIC GROUP INC				33.33	512100	500015709	RESIDENTIAL LABOR 06/27 - 07/01/11	JUL-2011
24,378	Other	PIC GROUP INC				33.33	513100	500015709	RESIDENTIAL LABOR 06/27 - 07/01/11	JUL-2011
24,379	Other	PIC GROUP INC				20.09	512005	500015709	RESIDENTIAL LABOR 06/27 - 07/01/11	JUL-2011
24,380	Other	PIC GROUP INC				1,466.52	512017	500015710	GHEHT INSIDE MAINTENANCE FOR THE PERIOD 6/26 THRU 7/2/11	JUL-2011
24,381	Other	PIC GROUP INC				1,198.99	512017	500015710	GHEHT INSIDE MAINTENANCE FOR THE PERIOD 6/26 THRU 7/2/11	JUL-2011

KENTUCKY UTILITIES COMPANY
Case No. 2012- 00221
Analysis of Professional Services Expenses For the Test Year

(A)	(B)	(C)	(D)	(E)	(F)	(G)	(H)	(I)		
Line No.	Type	Vendor	Rate Case	Audit	Other	Total	Account	Invoice	Description	Period
24,442	Other	PIC GROUP INC				266.64	512100	500015711	GHENT OUTSIDE MAINTENANCE FOR THE PERIOD 6/26 THRU 7/22/11	JUL-2011
24,443	Other	PIC GROUP INC				266.64	512100	500015711	GHENT OUTSIDE MAINTENANCE FOR THE PERIOD 6/26 THRU 7/22/11	JUL-2011
24,444	Other	PIC GROUP INC				266.63	512005	500015711	GHENT OUTSIDE MAINTENANCE FOR THE PERIOD 6/26 THRU 7/22/11	JUL-2011
24,445	Other	PIC GROUP INC				153.80	512100	500015711	GHENT OUTSIDE MAINTENANCE FOR THE PERIOD 6/26 THRU 7/22/11	JUL-2011
24,446	Other	PIC GROUP INC				133.32	512100	500015711	GHENT OUTSIDE MAINTENANCE FOR THE PERIOD 6/26 THRU 7/22/11	JUL-2011
24,447	Other	PIC GROUP INC				66.66	512100	500015711	GHENT OUTSIDE MAINTENANCE FOR THE PERIOD 6/26 THRU 7/22/11	JUL-2011
24,448	Other	PIC GROUP INC				66.66	512100	500015711	GHENT OUTSIDE MAINTENANCE FOR THE PERIOD 6/26 THRU 7/22/11	JUL-2011
24,449	Other	PIC GROUP INC				66.66	512100	500015711	GHENT OUTSIDE MAINTENANCE FOR THE PERIOD 6/26 THRU 7/22/11	JUL-2011
24,450	Other	PIC GROUP INC				66.66	512100	500015711	GHENT OUTSIDE MAINTENANCE FOR THE PERIOD 6/26 THRU 7/22/11	JUL-2011
24,451	Other	PIC GROUP INC				50.00	512100	500015711	GHENT OUTSIDE MAINTENANCE FOR THE PERIOD 6/26 THRU 7/22/11	JUL-2011
24,452	Other	PIC GROUP INC				50.00	512100	500015711	GHENT OUTSIDE MAINTENANCE FOR THE PERIOD 6/26 THRU 7/22/11	JUL-2011
24,453	Other	PIC GROUP INC				33.33	512017	500015711	GHENT OUTSIDE MAINTENANCE FOR THE PERIOD 6/26 THRU 7/22/11	JUL-2011
24,454	Other	PIC GROUP INC				33.33	512100	500015711	GHENT OUTSIDE MAINTENANCE FOR THE PERIOD 6/26 THRU 7/22/11	JUL-2011
24,455	Other	PIC GROUP INC				33.33	512100	500015711	GHENT OUTSIDE MAINTENANCE FOR THE PERIOD 6/26 THRU 7/22/11	JUL-2011
24,456	Other	PIC GROUP INC				33.33	512100	500015711	GHENT OUTSIDE MAINTENANCE FOR THE PERIOD 6/26 THRU 7/22/11	JUL-2011
24,457	Other	PIC GROUP INC				33.33	512100	500015711	GHENT OUTSIDE MAINTENANCE FOR THE PERIOD 6/26 THRU 7/22/11	JUL-2011
24,458	Other	PIC GROUP INC				9,396.73	513100	500015712	GHENT MILLWRIGHTS FOR THE PERIOD 6/26 THRU 7/2/11	JUL-2011
24,459	Other	PIC GROUP INC				4,927.40	513100	500015712	GHENT MILLWRIGHTS FOR THE PERIOD 6/26 THRU 7/2/11	JUL-2011
24,460	Other	PIC GROUP INC				564.30	512100	500015712	GHENT MILLWRIGHTS FOR THE PERIOD 6/26 THRU 7/2/11	JUL-2011
24,461	Other	PIC GROUP INC				482.04	512100	500015712	GHENT MILLWRIGHTS FOR THE PERIOD 6/26 THRU 7/2/11	JUL-2011
24,462	Other	PIC GROUP INC				2,993.99	512100	500015721	Labor fo Boiler Inspection Support In Accordance with Master Agreement # 497246	JUL-2011
24,463	Other	PIC GROUP INC				200.23	512100	500015722	Labor for Boiler Inspection Support	JUL-2011
24,464	Other	PIC GROUP INC				1,064.77	512005	500015794	MAINT 07/04 - 07/10/11	JUL-2011
24,465	Other	PIC GROUP INC				566.61	512100	500015794	MAINT 07/04 - 07/10/11	JUL-2011
24,466	Other	PIC GROUP INC				433.29	511100	500015794	MAINT 07/04 - 07/10/11	JUL-2011
24,467	Other	PIC GROUP INC				266.64	512100	500015794	MAINT 07/04 - 07/10/11	JUL-2011
24,468	Other	PIC GROUP INC				161.20	512017	500015794	MAINT 07/04 - 07/10/11	JUL-2011
24,469	Other	PIC GROUP INC				140.17	511100	500015794	MAINT 07/04 - 07/10/11	JUL-2011
24,470	Other	PIC GROUP INC				133.32	512017	500015794	MAINT 07/04 - 07/10/11	JUL-2011
24,471	Other	PIC GROUP INC				133.32	512100	500015794	MAINT 07/04 - 07/10/11	JUL-2011
24,472	Other	PIC GROUP INC				99.99	512005	500015794	MAINT 07/04 - 07/10/11	JUL-2011
24,473	Other	PIC GROUP INC				99.99	512005	500015794	MAINT 07/04 - 07/10/11	JUL-2011
24,474	Other	PIC GROUP INC				99.99	512005	500015794	MAINT 07/04 - 07/10/11	JUL-2011
24,475	Other	PIC GROUP INC				99.99	512100	500015794	MAINT 07/04 - 07/10/11	JUL-2011
24,476	Other	PIC GROUP INC				66.66	511100	500015794	MAINT 07/04 - 07/10/11	JUL-2011
24,477	Other	PIC GROUP INC				66.66	511100	500015794	MAINT 07/04 - 07/10/11	JUL-2011
24,478	Other	PIC GROUP INC				66.66	511100	500015794	MAINT 07/04 - 07/10/11	JUL-2011
24,479	Other	PIC GROUP INC				66.66	512005	500015794	MAINT 07/04 - 07/10/11	JUL-2011
24,480	Other	PIC GROUP INC				66.66	512100	500015794	MAINT 07/04 - 07/10/11	JUL-2011
24,481	Other	PIC GROUP INC				66.66	512100	500015794	MAINT 07/04 - 07/10/11	JUL-2011
24,482	Other	PIC GROUP INC				66.66	512100	500015794	MAINT 07/04 - 07/10/11	JUL-2011
24,483	Other	PIC GROUP INC				66.66	512100	500015794	MAINT 07/04 - 07/10/11	JUL-2011
24,484	Other	PIC GROUP INC				66.66	513100	500015794	MAINT 07/04 - 07/10/11	JUL-2011
24,485	Other	PIC GROUP INC				66.63	512005	500015794	MAINT 07/04 - 07/10/11	JUL-2011
24,486	Other	PIC GROUP INC				33.33	511100	500015794	MAINT 07/04 - 07/10/11	JUL-2011
24,487	Other	PIC GROUP INC				33.33	511100	500015794	MAINT 07/04 - 07/10/11	JUL-2011
24,488	Other	PIC GROUP INC				33.33	512005	500015794	MAINT 07/04 - 07/10/11	JUL-2011
24,489	Other	PIC GROUP INC				33.33	512005	500015794	MAINT 07/04 - 07/10/11	JUL-2011
24,490	Other	PIC GROUP INC				33.33	512005	500015794	MAINT 07/04 - 07/10/11	JUL-2011
24,491	Other	PIC GROUP INC				33.33	512100	500015794	MAINT 07/04 - 07/10/11	JUL-2011
24,492	Other	PIC GROUP INC				33.33	512100	500015794	MAINT 07/04 - 07/10/11	JUL-2011
24,493	Other	PIC GROUP INC				33.33	513100	500015794	MAINT 07/04 - 07/10/11	JUL-2011
24,494	Other	PIC GROUP INC				33.33	513100	500015794	MAINT 07/04 - 07/10/11	JUL-2011
24,495	Other	PIC GROUP INC				33.33	513100	500015794	MAINT 07/04 - 07/10/11	JUL-2011
24,496	Other	PIC GROUP INC				16.67	512017	500015794	MAINT 07/04 - 07/10/11	JUL-2011
24,497	Other	PIC GROUP INC				16.67	512100	500015794	MAINT 07/04 - 07/10/11	JUL-2011
24,498	Other	PIC GROUP INC				16.67	512100	500015794	MAINT 07/04 - 07/10/11	JUL-2011
24,499	Other	PIC GROUP INC				16.67	513100	500015794	MAINT 07/04 - 07/10/11	JUL-2011
24,500	Other	PIC GROUP INC				16.67	513100	500015794	MAINT 07/04 - 07/10/11	JUL-2011
24,501	Other	PIC GROUP INC				16.67	513100	500015794	MAINT 07/04 - 07/10/11	JUL-2011

KENTUCKY UTILITIES COMPANY
Case No. 2012- 00221
Analysis of Professional Services Expenses For the Test Year

(A)	(B)	(C)	(D)	(E)	(F)	(G)	(H)	(I)		
Line No.	Type	Vendor	Rate Case	Audit	Other	Total	Account	Invoice	Description	Period
24,562	Other	PIC GROUP INC				141.81	512100	500015796	GHENT OUTSIDE MAINTENANCE FOR THE PERIOD 7/3 THRU 7/9/11	JUL-2011
24,563	Other	PIC GROUP INC				99.99	512100	500015796	GHENT OUTSIDE MAINTENANCE FOR THE PERIOD 7/3 THRU 7/9/11	JUL-2011
24,564	Other	PIC GROUP INC				99.99	512100	500015796	GHENT OUTSIDE MAINTENANCE FOR THE PERIOD 7/3 THRU 7/9/11	JUL-2011
24,565	Other	PIC GROUP INC				99.99	512100	500015796	GHENT OUTSIDE MAINTENANCE FOR THE PERIOD 7/3 THRU 7/9/11	JUL-2011
24,566	Other	PIC GROUP INC				66.66	512100	500015796	GHENT OUTSIDE MAINTENANCE FOR THE PERIOD 7/3 THRU 7/9/11	JUL-2011
24,567	Other	PIC GROUP INC				2,910.52	512100	500015797	GHENT MILLWRIGHTS FOR THE PERIOD 7/3 THRU 7/9/11	JUL-2011
24,568	Other	PIC GROUP INC				2,666.84	513100	500015797	GHENT MILLWRIGHTS FOR THE PERIOD 7/3 THRU 7/9/11	JUL-2011
24,569	Other	PIC GROUP INC				977.92	512100	500015797	GHENT MILLWRIGHTS FOR THE PERIOD 7/3 THRU 7/9/11	JUL-2011
24,570	Other	PIC GROUP INC				977.92	512100	500015797	GHENT MILLWRIGHTS FOR THE PERIOD 7/3 THRU 7/9/11	JUL-2011
24,571	Other	PIC GROUP INC				895.68	513100	500015797	GHENT MILLWRIGHTS FOR THE PERIOD 7/3 THRU 7/9/11	JUL-2011
24,572	Other	PIC GROUP INC				1,097.64	512005	500015885	RESIDENTIAL MAINT 07/11 - 07/16/11	AUG-2011
24,573	Other	PIC GROUP INC				981.94	513100	500015885	RESIDENTIAL MAINT 07/11 - 07/16/11	AUG-2011
24,574	Other	PIC GROUP INC				366.63	511100	500015885	RESIDENTIAL MAINT 07/11 - 07/16/11	AUG-2011
24,575	Other	PIC GROUP INC				299.97	513100	500015885	RESIDENTIAL MAINT 07/11 - 07/16/11	AUG-2011
24,576	Other	PIC GROUP INC				266.64	512100	500015885	RESIDENTIAL MAINT 07/11 - 07/16/11	AUG-2011
24,577	Other	PIC GROUP INC				233.31	512100	500015885	RESIDENTIAL MAINT 07/11 - 07/16/11	AUG-2011
24,578	Other	PIC GROUP INC				199.98	511100	500015885	RESIDENTIAL MAINT 07/11 - 07/16/11	AUG-2011
24,579	Other	PIC GROUP INC				199.98	512100	500015885	RESIDENTIAL MAINT 07/11 - 07/16/11	AUG-2011
24,580	Other	PIC GROUP INC				173.50	511100	500015885	RESIDENTIAL MAINT 07/11 - 07/16/11	AUG-2011
24,581	Other	PIC GROUP INC				166.65	512100	500015885	RESIDENTIAL MAINT 07/11 - 07/16/11	AUG-2011
24,582	Other	PIC GROUP INC				166.65	512100	500015885	RESIDENTIAL MAINT 07/11 - 07/16/11	AUG-2011
24,583	Other	PIC GROUP INC				166.65	554100	500015885	RESIDENTIAL MAINT 07/11 - 07/16/11	AUG-2011
24,584	Other	PIC GROUP INC				133.32	511100	500015885	RESIDENTIAL MAINT 07/11 - 07/16/11	AUG-2011
24,585	Other	PIC GROUP INC				133.32	511100	500015885	RESIDENTIAL MAINT 07/11 - 07/16/11	AUG-2011
24,586	Other	PIC GROUP INC				133.32	511100	500015885	RESIDENTIAL MAINT 07/11 - 07/16/11	AUG-2011
24,587	Other	PIC GROUP INC				133.32	512100	500015885	RESIDENTIAL MAINT 07/11 - 07/16/11	AUG-2011
24,588	Other	PIC GROUP INC				116.66	512005	500015885	RESIDENTIAL MAINT 07/11 - 07/16/11	AUG-2011
24,589	Other	PIC GROUP INC				116.66	512005	500015885	RESIDENTIAL MAINT 07/11 - 07/16/11	AUG-2011
24,590	Other	PIC GROUP INC				113.69	513100	500015885	RESIDENTIAL MAINT 07/11 - 07/16/11	AUG-2011
24,591	Other	PIC GROUP INC				113.69	513100	500015885	RESIDENTIAL MAINT 07/11 - 07/16/11	AUG-2011
24,592	Other	PIC GROUP INC				99.99	512017	500015885	RESIDENTIAL MAINT 07/11 - 07/16/11	AUG-2011
24,593	Other	PIC GROUP INC				99.99	512100	500015885	RESIDENTIAL MAINT 07/11 - 07/16/11	AUG-2011
24,594	Other	PIC GROUP INC				99.99	512100	500015885	RESIDENTIAL MAINT 07/11 - 07/16/11	AUG-2011
24,595	Other	PIC GROUP INC				80.36	512005	500015885	RESIDENTIAL MAINT 07/11 - 07/16/11	AUG-2011
24,596	Other	PIC GROUP INC				80.36	513100	500015885	RESIDENTIAL MAINT 07/11 - 07/16/11	AUG-2011
24,597	Other	PIC GROUP INC				66.66	511100	500015885	RESIDENTIAL MAINT 07/11 - 07/16/11	AUG-2011
24,598	Other	PIC GROUP INC				66.66	511100	500015885	RESIDENTIAL MAINT 07/11 - 07/16/11	AUG-2011
24,599	Other	PIC GROUP INC				66.66	512005	500015885	RESIDENTIAL MAINT 07/11 - 07/16/11	AUG-2011
24,600	Other	PIC GROUP INC				66.66	512017	500015885	RESIDENTIAL MAINT 07/11 - 07/16/11	AUG-2011
24,601	Other	PIC GROUP INC				66.66	512017	500015885	RESIDENTIAL MAINT 07/11 - 07/16/11	AUG-2011
24,602	Other	PIC GROUP INC				66.66	512100	500015885	RESIDENTIAL MAINT 07/11 - 07/16/11	AUG-2011
24,603	Other	PIC GROUP INC				66.66	513100	500015885	RESIDENTIAL MAINT 07/11 - 07/16/11	AUG-2011
24,604	Other	PIC GROUP INC				66.62	512005	500015885	RESIDENTIAL MAINT 07/11 - 07/16/11	AUG-2011
24,605	Other	PIC GROUP INC				50.00	512100	500015885	RESIDENTIAL MAINT 07/11 - 07/16/11	AUG-2011
24,606	Other	PIC GROUP INC				40.18	511100	500015885	RESIDENTIAL MAINT 07/11 - 07/16/11	AUG-2011
24,607	Other	PIC GROUP INC				40.18	511100	500015885	RESIDENTIAL MAINT 07/11 - 07/16/11	AUG-2011
24,608	Other	PIC GROUP INC				40.18	512005	500015885	RESIDENTIAL MAINT 07/11 - 07/16/11	AUG-2011
24,609	Other	PIC GROUP INC				33.33	511100	500015885	RESIDENTIAL MAINT 07/11 - 07/16/11	AUG-2011
24,610	Other	PIC GROUP INC				33.33	511100	500015885	RESIDENTIAL MAINT 07/11 - 07/16/11	AUG-2011
24,611	Other	PIC GROUP INC				33.33	511100	500015885	RESIDENTIAL MAINT 07/11 - 07/16/11	AUG-2011
24,612	Other	PIC GROUP INC				33.33	511100	500015885	RESIDENTIAL MAINT 07/11 - 07/16/11	AUG-2011
24,613	Other	PIC GROUP INC				33.33	511100	500015885	RESIDENTIAL MAINT 07/11 - 07/16/11	AUG-2011
24,614	Other	PIC GROUP INC				33.33	512005	500015885	RESIDENTIAL MAINT 07/11 - 07/16/11	AUG-2011
24,615	Other	PIC GROUP INC				33.33	512005	500015885	RESIDENTIAL MAINT 07/11 - 07/16/11	AUG-2011
24,616	Other	PIC GROUP INC				33.33	512005	500015885	RESIDENTIAL MAINT 07/11 - 07/16/11	AUG-2011
24,617	Other	PIC GROUP INC				33.33	512017	500015885	RESIDENTIAL MAINT 07/11 - 07/16/11	AUG-2011
24,618	Other	PIC GROUP INC				33.33	512100	500015885	RESIDENTIAL MAINT 07/11 - 07/16/11	AUG-2011
24,619	Other	PIC GROUP INC				33.33	512100	500015885	RESIDENTIAL MAINT 07/11 - 07/16/11	AUG-2011
24,620	Other	PIC GROUP INC				33.33	512100	500015885	RESIDENTIAL MAINT 07/11 - 07/16/11	AUG-2011
24,621	Other	PIC GROUP INC				33.33	512100	500015885	RESIDENTIAL MAINT 07/11 - 07/16/11	AUG-2011

KENTUCKY UTILITIES COMPANY
Case No. 2012- 00221
Analysis of Professional Services Expenses For the Test Year

(A)	(B)	(C)	(D)	(E)	(F)	(G)	(H)	(I)		
Line No.	Type	Vendor	Rate Case	Audit	Other	Total	Account	Invoice	Description	Period
24,622	Other	PIC GROUP INC				33.33	512100	500015885	RESIDENTIAL MAINT 07/11 - 07/16/11	AUG-2011
24,623	Other	PIC GROUP INC				33.33	512100	500015885	RESIDENTIAL MAINT 07/11 - 07/16/11	AUG-2011
24,624	Other	PIC GROUP INC				33.33	513100	500015885	RESIDENTIAL MAINT 07/11 - 07/16/11	AUG-2011
24,625	Other	PIC GROUP INC				33.33	513100	500015885	RESIDENTIAL MAINT 07/11 - 07/16/11	AUG-2011
24,626	Other	PIC GROUP INC				33.33	513100	500015885	RESIDENTIAL MAINT 07/11 - 07/16/11	AUG-2011
24,627	Other	PIC GROUP INC				33.33	514100	500015885	RESIDENTIAL MAINT 07/11 - 07/16/11	AUG-2011
24,628	Other	PIC GROUP INC				16.67	512017	500015885	RESIDENTIAL MAINT 07/11 - 07/16/11	AUG-2011
24,629	Other	PIC GROUP INC				16.67	512100	500015885	RESIDENTIAL MAINT 07/11 - 07/16/11	AUG-2011
24,630	Other	PIC GROUP INC				16.67	512100	500015885	RESIDENTIAL MAINT 07/11 - 07/16/11	AUG-2011
24,631	Other	PIC GROUP INC				16.67	513100	500015885	RESIDENTIAL MAINT 07/11 - 07/16/11	AUG-2011
24,632	Other	PIC GROUP INC				16.67	513100	500015885	RESIDENTIAL MAINT 07/11 - 07/16/11	AUG-2011
24,633	Other	PIC GROUP INC				1,333.20	511100	500015886	GHENT INSIDE MAINTENANCE FOR THE PERIOD 7/10 THRU 7/16/11	JUL-2011
24,634	Other	PIC GROUP INC				1,245.58	512100	500015886	GHENT INSIDE MAINTENANCE FOR THE PERIOD 7/10 THRU 7/16/11	JUL-2011
24,635	Other	PIC GROUP INC				633.27	512100	500015886	GHENT INSIDE MAINTENANCE FOR THE PERIOD 7/10 THRU 7/16/11	JUL-2011
24,636	Other	PIC GROUP INC				533.28	511100	500015886	GHENT INSIDE MAINTENANCE FOR THE PERIOD 7/10 THRU 7/16/11	JUL-2011
24,637	Other	PIC GROUP INC				333.30	512017	500015886	GHENT INSIDE MAINTENANCE FOR THE PERIOD 7/10 THRU 7/16/11	JUL-2011
24,638	Other	PIC GROUP INC				266.64	512100	500015886	GHENT INSIDE MAINTENANCE FOR THE PERIOD 7/10 THRU 7/16/11	JUL-2011
24,639	Other	PIC GROUP INC				241.08	513100	500015886	GHENT INSIDE MAINTENANCE FOR THE PERIOD 7/10 THRU 7/16/11	JUL-2011
24,640	Other	PIC GROUP INC				199.98	512017	500015886	GHENT INSIDE MAINTENANCE FOR THE PERIOD 7/10 THRU 7/16/11	JUL-2011
24,641	Other	PIC GROUP INC				199.98	512017	500015886	GHENT INSIDE MAINTENANCE FOR THE PERIOD 7/10 THRU 7/16/11	JUL-2011
24,642	Other	PIC GROUP INC				199.98	512017	500015886	GHENT INSIDE MAINTENANCE FOR THE PERIOD 7/10 THRU 7/16/11	JUL-2011
24,643	Other	PIC GROUP INC				166.65	512100	500015886	GHENT INSIDE MAINTENANCE FOR THE PERIOD 7/10 THRU 7/16/11	JUL-2011
24,644	Other	PIC GROUP INC				133.32	511100	500015886	GHENT INSIDE MAINTENANCE FOR THE PERIOD 7/10 THRU 7/16/11	JUL-2011
24,645	Other	PIC GROUP INC				133.32	512100	500015886	GHENT INSIDE MAINTENANCE FOR THE PERIOD 7/10 THRU 7/16/11	JUL-2011
24,646	Other	PIC GROUP INC				99.99	512100	500015886	GHENT INSIDE MAINTENANCE FOR THE PERIOD 7/10 THRU 7/16/11	JUL-2011
24,647	Other	PIC GROUP INC				99.99	512100	500015886	GHENT INSIDE MAINTENANCE FOR THE PERIOD 7/10 THRU 7/16/11	JUL-2011
24,648	Other	PIC GROUP INC				66.66	512011	500015886	GHENT INSIDE MAINTENANCE FOR THE PERIOD 7/10 THRU 7/16/11	JUL-2011
24,649	Other	PIC GROUP INC				66.66	512017	500015886	GHENT INSIDE MAINTENANCE FOR THE PERIOD 7/10 THRU 7/16/11	JUL-2011
24,650	Other	PIC GROUP INC				66.66	512100	500015886	GHENT INSIDE MAINTENANCE FOR THE PERIOD 7/10 THRU 7/16/11	JUL-2011
24,651	Other	PIC GROUP INC				66.66	512100	500015886	GHENT INSIDE MAINTENANCE FOR THE PERIOD 7/10 THRU 7/16/11	JUL-2011
24,652	Other	PIC GROUP INC				66.66	512100	500015886	GHENT INSIDE MAINTENANCE FOR THE PERIOD 7/10 THRU 7/16/11	JUL-2011
24,653	Other	PIC GROUP INC				66.66	512100	500015886	GHENT INSIDE MAINTENANCE FOR THE PERIOD 7/10 THRU 7/16/11	JUL-2011
24,654	Other	PIC GROUP INC				66.66	513100	500015886	GHENT INSIDE MAINTENANCE FOR THE PERIOD 7/10 THRU 7/16/11	JUL-2011
24,655	Other	PIC GROUP INC				66.60	512100	500015886	GHENT INSIDE MAINTENANCE FOR THE PERIOD 7/10 THRU 7/16/11	JUL-2011
24,656	Other	PIC GROUP INC				50.00	512100	500015886	GHENT INSIDE MAINTENANCE FOR THE PERIOD 7/10 THRU 7/16/11	JUL-2011
24,657	Other	PIC GROUP INC				33.33	511100	500015886	GHENT INSIDE MAINTENANCE FOR THE PERIOD 7/10 THRU 7/16/11	JUL-2011
24,658	Other	PIC GROUP INC				33.33	512100	500015886	GHENT INSIDE MAINTENANCE FOR THE PERIOD 7/10 THRU 7/16/11	JUL-2011
24,659	Other	PIC GROUP INC				33.33	512100	500015886	GHENT INSIDE MAINTENANCE FOR THE PERIOD 7/10 THRU 7/16/11	JUL-2011
24,660	Other	PIC GROUP INC				33.33	513100	500015886	GHENT INSIDE MAINTENANCE FOR THE PERIOD 7/10 THRU 7/16/11	JUL-2011
24,661	Other	PIC GROUP INC				33.33	513100	500015886	GHENT INSIDE MAINTENANCE FOR THE PERIOD 7/10 THRU 7/16/11	JUL-2011
24,662	Other	PIC GROUP INC				16.67	511100	500015886	GHENT INSIDE MAINTENANCE FOR THE PERIOD 7/10 THRU 7/16/11	JUL-2011
24,663	Other	PIC GROUP INC				16.67	512017	500015886	GHENT INSIDE MAINTENANCE FOR THE PERIOD 7/10 THRU 7/16/11	JUL-2011
24,664	Other	PIC GROUP INC				16.67	512017	500015886	GHENT INSIDE MAINTENANCE FOR THE PERIOD 7/10 THRU 7/16/11	JUL-2011
24,665	Other	PIC GROUP INC				16.67	512100	500015886	GHENT INSIDE MAINTENANCE FOR THE PERIOD 7/10 THRU 7/16/11	JUL-2011
24,666	Other	PIC GROUP INC				16.67	512100	500015886	GHENT INSIDE MAINTENANCE FOR THE PERIOD 7/10 THRU 7/16/11	JUL-2011
24,667	Other	PIC GROUP INC				16.67	512100	500015886	GHENT INSIDE MAINTENANCE FOR THE PERIOD 7/10 THRU 7/16/11	JUL-2011
24,668	Other	PIC GROUP INC				16.67	512100	500015886	GHENT INSIDE MAINTENANCE FOR THE PERIOD 7/10 THRU 7/16/11	JUL-2011
24,669	Other	PIC GROUP INC				16.67	512100	500015886	GHENT INSIDE MAINTENANCE FOR THE PERIOD 7/10 THRU 7/16/11	JUL-2011
24,670	Other	PIC GROUP INC				16.67	513100	500015886	GHENT INSIDE MAINTENANCE FOR THE PERIOD 7/10 THRU 7/16/11	JUL-2011
24,671	Other	PIC GROUP INC				16.67	513100	500015886	GHENT INSIDE MAINTENANCE FOR THE PERIOD 7/10 THRU 7/16/11	JUL-2011
24,672	Other	PIC GROUP INC				16.67	513100	500015886	GHENT INSIDE MAINTENANCE FOR THE PERIOD 7/10 THRU 7/16/11	JUL-2011
24,673	Other	PIC GROUP INC				1,199.88	512100	500015887	GHENT OUTSIDE MAINTENANCE FOR THE PERIOD 7/10 THRU 7/16/11	JUL-2011
24,674	Other	PIC GROUP INC				1,081.82	512100	500015887	GHENT OUTSIDE MAINTENANCE FOR THE PERIOD 7/10 THRU 7/16/11	JUL-2011
24,675	Other	PIC GROUP INC				567.24	512100	500015887	GHENT OUTSIDE MAINTENANCE FOR THE PERIOD 7/10 THRU 7/16/11	JUL-2011
24,676	Other	PIC GROUP INC				533.27	512005	500015887	GHENT OUTSIDE MAINTENANCE FOR THE PERIOD 7/10 THRU 7/16/11	JUL-2011
24,677	Other	PIC GROUP INC				307.60	512100	500015887	GHENT OUTSIDE MAINTENANCE FOR THE PERIOD 7/10 THRU 7/16/11	JUL-2011
24,678	Other	PIC GROUP INC				266.64	511100	500015887	GHENT OUTSIDE MAINTENANCE FOR THE PERIOD 7/10 THRU 7/16/11	JUL-2011
24,679	Other	PIC GROUP INC				266.64	512100	500015887	GHENT OUTSIDE MAINTENANCE FOR THE PERIOD 7/10 THRU 7/16/11	JUL-2011
24,680	Other	PIC GROUP INC				266.64	512100	500015887	GHENT OUTSIDE MAINTENANCE FOR THE PERIOD 7/10 THRU 7/16/11	JUL-2011
24,681	Other	PIC GROUP INC				266.64	512100	500015887	GHENT OUTSIDE MAINTENANCE FOR THE PERIOD 7/10 THRU 7/16/11	JUL-2011

KENTUCKY UTILITIES COMPANY
Case No. 2012- 00221
Analysis of Professional Services Expenses For the Test Year

(A)	(B)	(C)	(D)	(E)	(F)	(G)	(H)	(I)		
Line No.	Type	Vendor	Rate Case	Audit	Other	Total	Account	Invoice	Description	Period
24,682	Other	PIC GROUP INC				266.64	512100	500015887	GHENT OUTSIDE MAINTENANCE FOR THE PERIOD 7/10 THRU 7/16/11	JUL-2011
24,683	Other	PIC GROUP INC				233.31	512100	500015887	GHENT OUTSIDE MAINTENANCE FOR THE PERIOD 7/10 THRU 7/16/11	JUL-2011
24,684	Other	PIC GROUP INC				233.31	512100	500015887	GHENT OUTSIDE MAINTENANCE FOR THE PERIOD 7/10 THRU 7/16/11	JUL-2011
24,685	Other	PIC GROUP INC				199.98	512100	500015887	GHENT OUTSIDE MAINTENANCE FOR THE PERIOD 7/10 THRU 7/16/11	JUL-2011
24,686	Other	PIC GROUP INC				133.32	512005	500015887	GHENT OUTSIDE MAINTENANCE FOR THE PERIOD 7/10 THRU 7/16/11	JUL-2011
24,687	Other	PIC GROUP INC				118.18	514100	500015887	GHENT OUTSIDE MAINTENANCE FOR THE PERIOD 7/10 THRU 7/16/11	JUL-2011
24,688	Other	PIC GROUP INC				66.66	512100	500015887	GHENT OUTSIDE MAINTENANCE FOR THE PERIOD 7/10 THRU 7/16/11	JUL-2011
24,689	Other	PIC GROUP INC				66.66	512100	500015887	GHENT OUTSIDE MAINTENANCE FOR THE PERIOD 7/10 THRU 7/16/11	JUL-2011
24,690	Other	PIC GROUP INC				66.66	512100	500015887	GHENT OUTSIDE MAINTENANCE FOR THE PERIOD 7/10 THRU 7/16/11	JUL-2011
24,691	Other	PIC GROUP INC				66.66	512100	500015887	GHENT OUTSIDE MAINTENANCE FOR THE PERIOD 7/10 THRU 7/16/11	JUL-2011
24,692	Other	PIC GROUP INC				66.66	512100	500015887	GHENT OUTSIDE MAINTENANCE FOR THE PERIOD 7/10 THRU 7/16/11	JUL-2011
24,693	Other	PIC GROUP INC				66.66	512100	500015887	GHENT OUTSIDE MAINTENANCE FOR THE PERIOD 7/10 THRU 7/16/11	JUL-2011
24,694	Other	PIC GROUP INC				50.00	512100	500015887	GHENT OUTSIDE MAINTENANCE FOR THE PERIOD 7/10 THRU 7/16/11	JUL-2011
24,695	Other	PIC GROUP INC				50.00	512100	500015887	GHENT OUTSIDE MAINTENANCE FOR THE PERIOD 7/10 THRU 7/16/11	JUL-2011
24,696	Other	PIC GROUP INC				33.33	512017	500015887	GHENT OUTSIDE MAINTENANCE FOR THE PERIOD 7/10 THRU 7/16/11	JUL-2011
24,697	Other	PIC GROUP INC				33.33	512100	500015887	GHENT OUTSIDE MAINTENANCE FOR THE PERIOD 7/10 THRU 7/16/11	JUL-2011
24,698	Other	PIC GROUP INC				33.33	512100	500015887	GHENT OUTSIDE MAINTENANCE FOR THE PERIOD 7/10 THRU 7/16/11	JUL-2011
24,699	Other	PIC GROUP INC				33.33	512100	500015887	GHENT OUTSIDE MAINTENANCE FOR THE PERIOD 7/10 THRU 7/16/11	JUL-2011
24,700	Other	PIC GROUP INC				33.33	512100	500015887	GHENT OUTSIDE MAINTENANCE FOR THE PERIOD 7/10 THRU 7/16/11	JUL-2011
24,701	Other	PIC GROUP INC				33.33	512100	500015887	GHENT OUTSIDE MAINTENANCE FOR THE PERIOD 7/10 THRU 7/16/11	JUL-2011
24,702	Other	PIC GROUP INC				33.33	512100	500015887	GHENT OUTSIDE MAINTENANCE FOR THE PERIOD 7/10 THRU 7/16/11	JUL-2011
24,703	Other	PIC GROUP INC				7,552.88	513100	500015888	GHENT MILLWRIGHTS FOR THE PERIOD 7/10 THRU 7/16/11	JUL-2011
24,704	Other	PIC GROUP INC				588.08	513100	500015888	GHENT MILLWRIGHTS FOR THE PERIOD 7/10 THRU 7/16/11	JUL-2011
24,705	Other	PIC GROUP INC				451.44	512100	500015888	GHENT MILLWRIGHTS FOR THE PERIOD 7/10 THRU 7/16/11	JUL-2011
24,706	Other	PIC GROUP INC				741.95	512017	500015989	RESIDENT LABOR 07/18 - 07/24/11	AUG-2011
24,707	Other	PIC GROUP INC				733.26	512005	500015989	RESIDENT LABOR 07/18 - 07/24/11	AUG-2011
24,708	Other	PIC GROUP INC				533.28	512017	500015989	RESIDENT LABOR 07/18 - 07/24/11	AUG-2011
24,709	Other	PIC GROUP INC				411.49	512100	500015989	RESIDENT LABOR 07/18 - 07/24/11	AUG-2011
24,710	Other	PIC GROUP INC				361.62	512017	500015989	RESIDENT LABOR 07/18 - 07/24/11	AUG-2011
24,711	Other	PIC GROUP INC				284.90	512017	500015989	RESIDENT LABOR 07/18 - 07/24/11	AUG-2011
24,712	Other	PIC GROUP INC				266.64	512100	500015989	RESIDENT LABOR 07/18 - 07/24/11	AUG-2011
24,713	Other	PIC GROUP INC				266.64	513100	500015989	RESIDENT LABOR 07/18 - 07/24/11	AUG-2011
24,714	Other	PIC GROUP INC				241.80	511100	500015989	RESIDENT LABOR 07/18 - 07/24/11	AUG-2011
24,715	Other	PIC GROUP INC				241.80	511100	500015989	RESIDENT LABOR 07/18 - 07/24/11	AUG-2011
24,716	Other	PIC GROUP INC				199.98	512100	500015989	RESIDENT LABOR 07/18 - 07/24/11	AUG-2011
24,717	Other	PIC GROUP INC				189.08	512100	500015989	RESIDENT LABOR 07/18 - 07/24/11	AUG-2011
24,718	Other	PIC GROUP INC				(187.19)	512100	500015989	RESIDENT LABOR 07/18 - 07/24/11	SEP-2011
24,719	Other	PIC GROUP INC				173.50	511100	500015989	RESIDENT LABOR 07/18 - 07/24/11	AUG-2011
24,720	Other	PIC GROUP INC				166.65	512005	500015989	RESIDENT LABOR 07/18 - 07/24/11	AUG-2011
24,721	Other	PIC GROUP INC				166.65	512100	500015989	RESIDENT LABOR 07/18 - 07/24/11	AUG-2011
24,722	Other	PIC GROUP INC				161.20	514100	500015989	RESIDENT LABOR 07/18 - 07/24/11	AUG-2011
24,723	Other	PIC GROUP INC				147.02	512017	500015989	RESIDENT LABOR 07/18 - 07/24/11	AUG-2011
24,724	Other	PIC GROUP INC				133.32	512100	500015989	RESIDENT LABOR 07/18 - 07/24/11	AUG-2011
24,725	Other	PIC GROUP INC				133.32	512100	500015989	RESIDENT LABOR 07/18 - 07/24/11	AUG-2011
24,726	Other	PIC GROUP INC				133.32	514100	500015989	RESIDENT LABOR 07/18 - 07/24/11	AUG-2011
24,727	Other	PIC GROUP INC				120.52	513100	500015989	RESIDENT LABOR 07/18 - 07/24/11	AUG-2011
24,728	Other	PIC GROUP INC				99.99	513100	500015989	RESIDENT LABOR 07/18 - 07/24/11	AUG-2011
24,729	Other	PIC GROUP INC				83.33	512100	500015989	RESIDENT LABOR 07/18 - 07/24/11	AUG-2011
24,730	Other	PIC GROUP INC				83.33	512100	500015989	RESIDENT LABOR 07/18 - 07/24/11	AUG-2011
24,731	Other	PIC GROUP INC				80.36	513100	500015989	RESIDENT LABOR 07/18 - 07/24/11	AUG-2011
24,732	Other	PIC GROUP INC				66.66	511100	500015989	RESIDENT LABOR 07/18 - 07/24/11	AUG-2011
24,733	Other	PIC GROUP INC				66.66	511100	500015989	RESIDENT LABOR 07/18 - 07/24/11	AUG-2011
24,734	Other	PIC GROUP INC				66.66	512005	500015989	RESIDENT LABOR 07/18 - 07/24/11	AUG-2011
24,735	Other	PIC GROUP INC				66.66	512005	500015989	RESIDENT LABOR 07/18 - 07/24/11	AUG-2011
24,736	Other	PIC GROUP INC				66.66	512100	500015989	RESIDENT LABOR 07/18 - 07/24/11	AUG-2011
24,737	Other	PIC GROUP INC				66.66	512100	500015989	RESIDENT LABOR 07/18 - 07/24/11	AUG-2011
24,738	Other	PIC GROUP INC				50.00	512100	500015989	RESIDENT LABOR 07/18 - 07/24/11	AUG-2011
24,739	Other	PIC GROUP INC				50.00	512100	500015989	RESIDENT LABOR 07/18 - 07/24/11	AUG-2011
24,740	Other	PIC GROUP INC				40.18	511100	500015989	RESIDENT LABOR 07/18 - 07/24/11	AUG-2011
24,741	Other	PIC GROUP INC				40.18	511100	500015989	RESIDENT LABOR 07/18 - 07/24/11	AUG-2011

KENTUCKY UTILITIES COMPANY
Case No. 2012- 00221
Analysis of Professional Services Expenses For the Test Year

(A)	(B)	(C)	(D)	(E)	(F)	(G)	(H)	(I)		
Line No.	Type	Vendor	Rate Case	Audit	Other	Total	Account	Invoice	Description	Period
24,742	Other	PIC GROUP INC				40.18	512017	500015989	RESIDENT LABOR 07/18 - 07/24/11	AUG-2011
24,743	Other	PIC GROUP INC				40.18	512017	500015989	RESIDENT LABOR 07/18 - 07/24/11	AUG-2011
24,744	Other	PIC GROUP INC				33.33	511100	500015989	RESIDENT LABOR 07/18 - 07/24/11	AUG-2011
24,745	Other	PIC GROUP INC				33.33	512005	500015989	RESIDENT LABOR 07/18 - 07/24/11	AUG-2011
24,746	Other	PIC GROUP INC				33.33	512005	500015989	RESIDENT LABOR 07/18 - 07/24/11	AUG-2011
24,747	Other	PIC GROUP INC				33.33	512005	500015989	RESIDENT LABOR 07/18 - 07/24/11	AUG-2011
24,748	Other	PIC GROUP INC				33.33	512005	500015989	RESIDENT LABOR 07/18 - 07/24/11	AUG-2011
24,749	Other	PIC GROUP INC				33.33	512017	500015989	RESIDENT LABOR 07/18 - 07/24/11	AUG-2011
24,750	Other	PIC GROUP INC				33.33	512017	500015989	RESIDENT LABOR 07/18 - 07/24/11	AUG-2011
24,751	Other	PIC GROUP INC				33.33	512100	500015989	RESIDENT LABOR 07/18 - 07/24/11	AUG-2011
24,752	Other	PIC GROUP INC				33.33	512100	500015989	RESIDENT LABOR 07/18 - 07/24/11	AUG-2011
24,753	Other	PIC GROUP INC				33.33	512100	500015989	RESIDENT LABOR 07/18 - 07/24/11	AUG-2011
24,754	Other	PIC GROUP INC				33.33	512100	500015989	RESIDENT LABOR 07/18 - 07/24/11	AUG-2011
24,755	Other	PIC GROUP INC				33.33	513100	500015989	RESIDENT LABOR 07/18 - 07/24/11	AUG-2011
24,756	Other	PIC GROUP INC				33.33	513100	500015989	RESIDENT LABOR 07/18 - 07/24/11	AUG-2011
24,757	Other	PIC GROUP INC				33.33	513100	500015989	RESIDENT LABOR 07/18 - 07/24/11	AUG-2011
24,758	Other	PIC GROUP INC				33.33	513100	500015989	RESIDENT LABOR 07/18 - 07/24/11	AUG-2011
24,759	Other	PIC GROUP INC				33.33	513100	500015989	RESIDENT LABOR 07/18 - 07/24/11	AUG-2011
24,760	Other	PIC GROUP INC				33.33	513100	500015989	RESIDENT LABOR 07/18 - 07/24/11	AUG-2011
24,761	Other	PIC GROUP INC				33.33	513100	500015989	RESIDENT LABOR 07/18 - 07/24/11	AUG-2011
24,762	Other	PIC GROUP INC				33.33	513100	500015989	RESIDENT LABOR 07/18 - 07/24/11	AUG-2011
24,763	Other	PIC GROUP INC				33.33	514100	500015989	RESIDENT LABOR 07/18 - 07/24/11	AUG-2011
24,764	Other	PIC GROUP INC				16.67	512100	500015989	RESIDENT LABOR 07/18 - 07/24/11	AUG-2011
24,765	Other	PIC GROUP INC				1,333.20	511100	500015990	GHENT INSIDE MAINTENANCE FOR THE PERIOD 7/17 THRU 7/23/11	AUG-2011
24,766	Other	PIC GROUP INC				1,222.27	513100	500015990	GHENT INSIDE MAINTENANCE FOR THE PERIOD 7/17 THRU 7/23/11	AUG-2011
24,767	Other	PIC GROUP INC				1,133.22	512100	500015990	GHENT INSIDE MAINTENANCE FOR THE PERIOD 7/17 THRU 7/23/11	AUG-2011
24,768	Other	PIC GROUP INC				1,084.86	512100	500015990	GHENT INSIDE MAINTENANCE FOR THE PERIOD 7/17 THRU 7/23/11	AUG-2011
24,769	Other	PIC GROUP INC				533.28	512100	500015990	GHENT INSIDE MAINTENANCE FOR THE PERIOD 7/17 THRU 7/23/11	AUG-2011
24,770	Other	PIC GROUP INC				349.97	512100	500015990	GHENT INSIDE MAINTENANCE FOR THE PERIOD 7/17 THRU 7/23/11	AUG-2011
24,771	Other	PIC GROUP INC				266.64	512100	500015990	GHENT INSIDE MAINTENANCE FOR THE PERIOD 7/17 THRU 7/23/11	AUG-2011
24,772	Other	PIC GROUP INC				266.64	512100	500015990	GHENT INSIDE MAINTENANCE FOR THE PERIOD 7/17 THRU 7/23/11	AUG-2011
24,773	Other	PIC GROUP INC				199.98	512100	500015990	GHENT INSIDE MAINTENANCE FOR THE PERIOD 7/17 THRU 7/23/11	AUG-2011
24,774	Other	PIC GROUP INC				189.08	512017	500015990	GHENT INSIDE MAINTENANCE FOR THE PERIOD 7/17 THRU 7/23/11	AUG-2011
24,775	Other	PIC GROUP INC				133.32	512017	500015990	GHENT INSIDE MAINTENANCE FOR THE PERIOD 7/17 THRU 7/23/11	AUG-2011
24,776	Other	PIC GROUP INC				133.32	512100	500015990	GHENT INSIDE MAINTENANCE FOR THE PERIOD 7/17 THRU 7/23/11	AUG-2011
24,777	Other	PIC GROUP INC				99.99	513100	500015990	GHENT INSIDE MAINTENANCE FOR THE PERIOD 7/17 THRU 7/23/11	AUG-2011
24,778	Other	PIC GROUP INC				99.99	513100	500015990	GHENT INSIDE MAINTENANCE FOR THE PERIOD 7/17 THRU 7/23/11	AUG-2011
24,779	Other	PIC GROUP INC				66.66	512017	500015990	GHENT INSIDE MAINTENANCE FOR THE PERIOD 7/17 THRU 7/23/11	AUG-2011
24,780	Other	PIC GROUP INC				66.66	512100	500015990	GHENT INSIDE MAINTENANCE FOR THE PERIOD 7/17 THRU 7/23/11	AUG-2011
24,781	Other	PIC GROUP INC				66.66	512100	500015990	GHENT INSIDE MAINTENANCE FOR THE PERIOD 7/17 THRU 7/23/11	AUG-2011
24,782	Other	PIC GROUP INC				66.66	512100	500015990	GHENT INSIDE MAINTENANCE FOR THE PERIOD 7/17 THRU 7/23/11	AUG-2011
24,783	Other	PIC GROUP INC				50.00	512017	500015990	GHENT INSIDE MAINTENANCE FOR THE PERIOD 7/17 THRU 7/23/11	AUG-2011
24,784	Other	PIC GROUP INC				50.00	512017	500015990	GHENT INSIDE MAINTENANCE FOR THE PERIOD 7/17 THRU 7/23/11	AUG-2011
24,785	Other	PIC GROUP INC				50.00	512100	500015990	GHENT INSIDE MAINTENANCE FOR THE PERIOD 7/17 THRU 7/23/11	AUG-2011
24,786	Other	PIC GROUP INC				33.33	511100	500015990	GHENT INSIDE MAINTENANCE FOR THE PERIOD 7/17 THRU 7/23/11	AUG-2011
24,787	Other	PIC GROUP INC				33.33	511100	500015990	GHENT INSIDE MAINTENANCE FOR THE PERIOD 7/17 THRU 7/23/11	AUG-2011
24,788	Other	PIC GROUP INC				33.33	512100	500015990	GHENT INSIDE MAINTENANCE FOR THE PERIOD 7/17 THRU 7/23/11	AUG-2011
24,789	Other	PIC GROUP INC				33.33	512100	500015990	GHENT INSIDE MAINTENANCE FOR THE PERIOD 7/17 THRU 7/23/11	AUG-2011
24,790	Other	PIC GROUP INC				33.33	512100	500015990	GHENT INSIDE MAINTENANCE FOR THE PERIOD 7/17 THRU 7/23/11	AUG-2011
24,791	Other	PIC GROUP INC				33.33	512100	500015990	GHENT INSIDE MAINTENANCE FOR THE PERIOD 7/17 THRU 7/23/11	AUG-2011
24,792	Other	PIC GROUP INC				33.33	512100	500015990	GHENT INSIDE MAINTENANCE FOR THE PERIOD 7/17 THRU 7/23/11	AUG-2011
24,793	Other	PIC GROUP INC				33.33	512100	500015990	GHENT INSIDE MAINTENANCE FOR THE PERIOD 7/17 THRU 7/23/11	AUG-2011
24,794	Other	PIC GROUP INC				33.33	512100	500015990	GHENT INSIDE MAINTENANCE FOR THE PERIOD 7/17 THRU 7/23/11	AUG-2011
24,795	Other	PIC GROUP INC				33.28	513100	500015990	GHENT INSIDE MAINTENANCE FOR THE PERIOD 7/17 THRU 7/23/11	AUG-2011
24,796	Other	PIC GROUP INC				16.67	511100	500015990	GHENT INSIDE MAINTENANCE FOR THE PERIOD 7/17 THRU 7/23/11	AUG-2011
24,797	Other	PIC GROUP INC				16.67	512017	500015990	GHENT INSIDE MAINTENANCE FOR THE PERIOD 7/17 THRU 7/23/11	AUG-2011
24,798	Other	PIC GROUP INC				16.67	512017	500015990	GHENT INSIDE MAINTENANCE FOR THE PERIOD 7/17 THRU 7/23/11	AUG-2011
24,799	Other	PIC GROUP INC				16.67	512100	500015990	GHENT INSIDE MAINTENANCE FOR THE PERIOD 7/17 THRU 7/23/11	AUG-2011
24,800	Other	PIC GROUP INC				16.67	513100	500015990	GHENT INSIDE MAINTENANCE FOR THE PERIOD 7/17 THRU 7/23/11	AUG-2011
24,801	Other	PIC GROUP INC				16.67	513100	500015990	GHENT INSIDE MAINTENANCE FOR THE PERIOD 7/17 THRU 7/23/11	AUG-2011

KENTUCKY UTILITIES COMPANY
Case No. 2012- 00221
Analysis of Professional Services Expenses For the Test Year

(A)	(B)	(C)	(D)	(E)	(F)	(G)	(H)	(I)		
Line No.	Type	Vendor	Rate Case	Audit	Other	Total	Account	Invoice	Description	Period
24,802	Other	PIC GROUP INC				16.67	513100	500015990	GHEHT INSIDE MAINTENANCE FOR THE PERIOD 7/17 THRU 7/23/11	AUG-2011
24,803	Other	PIC GROUP INC				831.16	513100	500015991	GHEHT OUTSIDE MAINTENANCE FOR THE PERIOD 7/17 THRU 7/23/11	AUG-2011
24,804	Other	PIC GROUP INC				533.28	512100	500015991	GHEHT OUTSIDE MAINTENANCE FOR THE PERIOD 7/17 THRU 7/23/11	AUG-2011
24,805	Other	PIC GROUP INC				299.97	514100	500015991	GHEHT OUTSIDE MAINTENANCE FOR THE PERIOD 7/17 THRU 7/23/11	AUG-2011
24,806	Other	PIC GROUP INC				266.64	511100	500015991	GHEHT OUTSIDE MAINTENANCE FOR THE PERIOD 7/17 THRU 7/23/11	AUG-2011
24,807	Other	PIC GROUP INC				266.64	511100	500015991	GHEHT OUTSIDE MAINTENANCE FOR THE PERIOD 7/17 THRU 7/23/11	AUG-2011
24,808	Other	PIC GROUP INC				266.64	512100	500015991	GHEHT OUTSIDE MAINTENANCE FOR THE PERIOD 7/17 THRU 7/23/11	AUG-2011
24,809	Other	PIC GROUP INC				266.64	512100	500015991	GHEHT OUTSIDE MAINTENANCE FOR THE PERIOD 7/17 THRU 7/23/11	AUG-2011
24,810	Other	PIC GROUP INC				266.64	512100	500015991	GHEHT OUTSIDE MAINTENANCE FOR THE PERIOD 7/17 THRU 7/23/11	AUG-2011
24,811	Other	PIC GROUP INC				266.64	512100	500015991	GHEHT OUTSIDE MAINTENANCE FOR THE PERIOD 7/17 THRU 7/23/11	AUG-2011
24,812	Other	PIC GROUP INC				266.64	512100	500015991	GHEHT OUTSIDE MAINTENANCE FOR THE PERIOD 7/17 THRU 7/23/11	AUG-2011
24,813	Other	PIC GROUP INC				266.64	514100	500015991	GHEHT OUTSIDE MAINTENANCE FOR THE PERIOD 7/17 THRU 7/23/11	AUG-2011
24,814	Other	PIC GROUP INC				233.31	512100	500015991	GHEHT OUTSIDE MAINTENANCE FOR THE PERIOD 7/17 THRU 7/23/11	AUG-2011
24,815	Other	PIC GROUP INC				233.31	512100	500015991	GHEHT OUTSIDE MAINTENANCE FOR THE PERIOD 7/17 THRU 7/23/11	AUG-2011
24,816	Other	PIC GROUP INC				199.98	512100	500015991	GHEHT OUTSIDE MAINTENANCE FOR THE PERIOD 7/17 THRU 7/23/11	AUG-2011
24,817	Other	PIC GROUP INC				166.65	511100	500015991	GHEHT OUTSIDE MAINTENANCE FOR THE PERIOD 7/17 THRU 7/23/11	AUG-2011
24,818	Other	PIC GROUP INC				133.32	512100	500015991	GHEHT OUTSIDE MAINTENANCE FOR THE PERIOD 7/17 THRU 7/23/11	AUG-2011
24,819	Other	PIC GROUP INC				133.32	512100	500015991	GHEHT OUTSIDE MAINTENANCE FOR THE PERIOD 7/17 THRU 7/23/11	AUG-2011
24,820	Other	PIC GROUP INC				99.99	512100	500015991	GHEHT OUTSIDE MAINTENANCE FOR THE PERIOD 7/17 THRU 7/23/11	AUG-2011
24,821	Other	PIC GROUP INC				99.99	513100	500015991	GHEHT OUTSIDE MAINTENANCE FOR THE PERIOD 7/17 THRU 7/23/11	AUG-2011
24,822	Other	PIC GROUP INC				99.99	514100	500015991	GHEHT OUTSIDE MAINTENANCE FOR THE PERIOD 7/17 THRU 7/23/11	AUG-2011
24,823	Other	PIC GROUP INC				99.99	514100	500015991	GHEHT OUTSIDE MAINTENANCE FOR THE PERIOD 7/17 THRU 7/23/11	AUG-2011
24,824	Other	PIC GROUP INC				66.67	512005	500015991	GHEHT OUTSIDE MAINTENANCE FOR THE PERIOD 7/17 THRU 7/23/11	AUG-2011
24,825	Other	PIC GROUP INC				66.66	512100	500015991	GHEHT OUTSIDE MAINTENANCE FOR THE PERIOD 7/17 THRU 7/23/11	AUG-2011
24,826	Other	PIC GROUP INC				66.66	512100	500015991	GHEHT OUTSIDE MAINTENANCE FOR THE PERIOD 7/17 THRU 7/23/11	AUG-2011
24,827	Other	PIC GROUP INC				66.66	512100	500015991	GHEHT OUTSIDE MAINTENANCE FOR THE PERIOD 7/17 THRU 7/23/11	AUG-2011
24,828	Other	PIC GROUP INC				66.66	512100	500015991	GHEHT OUTSIDE MAINTENANCE FOR THE PERIOD 7/17 THRU 7/23/11	AUG-2011
24,829	Other	PIC GROUP INC				66.66	512100	500015991	GHEHT OUTSIDE MAINTENANCE FOR THE PERIOD 7/17 THRU 7/23/11	AUG-2011
24,830	Other	PIC GROUP INC				66.66	514100	500015991	GHEHT OUTSIDE MAINTENANCE FOR THE PERIOD 7/17 THRU 7/23/11	AUG-2011
24,831	Other	PIC GROUP INC				33.33	512005	500015991	GHEHT OUTSIDE MAINTENANCE FOR THE PERIOD 7/17 THRU 7/23/11	AUG-2011
24,832	Other	PIC GROUP INC				33.33	512100	500015991	GHEHT OUTSIDE MAINTENANCE FOR THE PERIOD 7/17 THRU 7/23/11	AUG-2011
24,833	Other	PIC GROUP INC				33.33	512100	500015991	GHEHT OUTSIDE MAINTENANCE FOR THE PERIOD 7/17 THRU 7/23/11	AUG-2011
24,834	Other	PIC GROUP INC				33.33	512100	500015991	GHEHT OUTSIDE MAINTENANCE FOR THE PERIOD 7/17 THRU 7/23/11	AUG-2011
24,835	Other	PIC GROUP INC				7,186.87	512100	500015992	GHEHT MILLWRIGHTS FOR THE PERIOD 7/17 THRU 7/23/11	AUG-2011
24,836	Other	PIC GROUP INC				3,666.32	513100	500015992	GHEHT MILLWRIGHTS FOR THE PERIOD 7/17 THRU 7/23/11	AUG-2011
24,837	Other	PIC GROUP INC				1,906.85	512100	500015992	GHEHT MILLWRIGHTS FOR THE PERIOD 7/17 THRU 7/23/11	AUG-2011
24,838	Other	PIC GROUP INC				220.53	512100	500015992	GHEHT MILLWRIGHTS FOR THE PERIOD 7/17 THRU 7/23/11	AUG-2011
24,839	Other	PIC GROUP INC				724.44	512100	500016054	RESIDENTIAL LABOR 07/25 - 07/31/11	AUG-2011
24,840	Other	PIC GROUP INC				(717.21)	512100	500016054	RESIDENTIAL LABOR 07/25 - 07/31/11	SEP-2011
24,841	Other	PIC GROUP INC				466.62	512100	500016054	RESIDENTIAL LABOR 07/25 - 07/31/11	AUG-2011
24,842	Other	PIC GROUP INC				367.55	512100	500016054	RESIDENTIAL LABOR 07/25 - 07/31/11	AUG-2011
24,843	Other	PIC GROUP INC				361.62	513100	500016054	RESIDENTIAL LABOR 07/25 - 07/31/11	AUG-2011
24,844	Other	PIC GROUP INC				333.30	553100	500016054	RESIDENTIAL LABOR 07/25 - 07/31/11	AUG-2011
24,845	Other	PIC GROUP INC				299.97	512017	500016054	RESIDENTIAL LABOR 07/25 - 07/31/11	AUG-2011
24,846	Other	PIC GROUP INC				283.62	512100	500016054	RESIDENTIAL LABOR 07/25 - 07/31/11	AUG-2011
24,847	Other	PIC GROUP INC				266.64	511100	500016054	RESIDENTIAL LABOR 07/25 - 07/31/11	AUG-2011
24,848	Other	PIC GROUP INC				266.64	512100	500016054	RESIDENTIAL LABOR 07/25 - 07/31/11	AUG-2011
24,849	Other	PIC GROUP INC				233.31	512005	500016054	RESIDENTIAL LABOR 07/25 - 07/31/11	AUG-2011
24,850	Other	PIC GROUP INC				199.98	512100	500016054	RESIDENTIAL LABOR 07/25 - 07/31/11	AUG-2011
24,851	Other	PIC GROUP INC				199.98	512100	500016054	RESIDENTIAL LABOR 07/25 - 07/31/11	AUG-2011
24,852	Other	PIC GROUP INC				189.08	513100	500016054	RESIDENTIAL LABOR 07/25 - 07/31/11	AUG-2011
24,853	Other	PIC GROUP INC				149.99	512100	500016054	RESIDENTIAL LABOR 07/25 - 07/31/11	AUG-2011
24,854	Other	PIC GROUP INC				133.32	512100	500016054	RESIDENTIAL LABOR 07/25 - 07/31/11	AUG-2011
24,855	Other	PIC GROUP INC				133.32	512100	500016054	RESIDENTIAL LABOR 07/25 - 07/31/11	AUG-2011
24,856	Other	PIC GROUP INC				120.54	512100	500016054	RESIDENTIAL LABOR 07/25 - 07/31/11	AUG-2011
24,857	Other	PIC GROUP INC				99.99	512100	500016054	RESIDENTIAL LABOR 07/25 - 07/31/11	AUG-2011
24,858	Other	PIC GROUP INC				94.54	511100	500016054	RESIDENTIAL LABOR 07/25 - 07/31/11	AUG-2011
24,859	Other	PIC GROUP INC				94.54	511100	500016054	RESIDENTIAL LABOR 07/25 - 07/31/11	AUG-2011
24,860	Other	PIC GROUP INC				94.54	513100	500016054	RESIDENTIAL LABOR 07/25 - 07/31/11	AUG-2011
24,861	Other	PIC GROUP INC				80.36	512017	500016054	RESIDENTIAL LABOR 07/25 - 07/31/11	AUG-2011

KENTUCKY UTILITIES COMPANY
Case No. 2012- 00221
Analysis of Professional Services Expenses For the Test Year

(A)	(B)	(C)	(D)	(E)	(F)	(G)	(H)	(I)		
Line No.	Type	Vendor	Rate Case	Audit	Other	Total	Account	Invoice	Description	Period
24,922	Other	PIC GROUP INC				1,722.72	512005	500016056	GHEHT OUTSIDE MAINTENANCE FOR THE PERIOD 7/24 THRU 7/30/11	AUG-2011
24,923	Other	PIC GROUP INC				949.91	511100	500016056	GHEHT OUTSIDE MAINTENANCE FOR THE PERIOD 7/24 THRU 7/30/11	AUG-2011
24,924	Other	PIC GROUP INC				533.28	512100	500016056	GHEHT OUTSIDE MAINTENANCE FOR THE PERIOD 7/24 THRU 7/30/11	AUG-2011
24,925	Other	PIC GROUP INC				533.28	513100	500016056	GHEHT OUTSIDE MAINTENANCE FOR THE PERIOD 7/24 THRU 7/30/11	AUG-2011
24,926	Other	PIC GROUP INC				499.85	512100	500016056	GHEHT OUTSIDE MAINTENANCE FOR THE PERIOD 7/24 THRU 7/30/11	AUG-2011
24,927	Other	PIC GROUP INC				333.30	514100	500016056	GHEHT OUTSIDE MAINTENANCE FOR THE PERIOD 7/24 THRU 7/30/11	AUG-2011
24,928	Other	PIC GROUP INC				266.64	512017	500016056	GHEHT OUTSIDE MAINTENANCE FOR THE PERIOD 7/24 THRU 7/30/11	AUG-2011
24,929	Other	PIC GROUP INC				266.64	512100	500016056	GHEHT OUTSIDE MAINTENANCE FOR THE PERIOD 7/24 THRU 7/30/11	AUG-2011
24,930	Other	PIC GROUP INC				266.64	513100	500016056	GHEHT OUTSIDE MAINTENANCE FOR THE PERIOD 7/24 THRU 7/30/11	AUG-2011
24,931	Other	PIC GROUP INC				199.98	512017	500016056	GHEHT OUTSIDE MAINTENANCE FOR THE PERIOD 7/24 THRU 7/30/11	AUG-2011
24,932	Other	PIC GROUP INC				199.98	512100	500016056	GHEHT OUTSIDE MAINTENANCE FOR THE PERIOD 7/24 THRU 7/30/11	AUG-2011
24,933	Other	PIC GROUP INC				199.98	514100	500016056	GHEHT OUTSIDE MAINTENANCE FOR THE PERIOD 7/24 THRU 7/30/11	AUG-2011
24,934	Other	PIC GROUP INC				116.66	513100	500016056	GHEHT OUTSIDE MAINTENANCE FOR THE PERIOD 7/24 THRU 7/30/11	AUG-2011
24,935	Other	PIC GROUP INC				115.35	512100	500016056	GHEHT OUTSIDE MAINTENANCE FOR THE PERIOD 7/24 THRU 7/30/11	AUG-2011
24,936	Other	PIC GROUP INC				66.66	512100	500016056	GHEHT OUTSIDE MAINTENANCE FOR THE PERIOD 7/24 THRU 7/30/11	AUG-2011
24,937	Other	PIC GROUP INC				33.33	512017	500016056	GHEHT OUTSIDE MAINTENANCE FOR THE PERIOD 7/24 THRU 7/30/11	AUG-2011
24,938	Other	PIC GROUP INC				33.33	512100	500016056	GHEHT OUTSIDE MAINTENANCE FOR THE PERIOD 7/24 THRU 7/30/11	AUG-2011
24,939	Other	PIC GROUP INC				33.33	512100	500016056	GHEHT OUTSIDE MAINTENANCE FOR THE PERIOD 7/24 THRU 7/30/11	AUG-2011
24,940	Other	PIC GROUP INC				33.33	512100	500016056	GHEHT OUTSIDE MAINTENANCE FOR THE PERIOD 7/24 THRU 7/30/11	AUG-2011
24,941	Other	PIC GROUP INC				33.33	512100	500016056	GHEHT OUTSIDE MAINTENANCE FOR THE PERIOD 7/24 THRU 7/30/11	AUG-2011
24,942	Other	PIC GROUP INC				33.33	512100	500016056	GHEHT OUTSIDE MAINTENANCE FOR THE PERIOD 7/24 THRU 7/30/11	AUG-2011
24,943	Other	PIC GROUP INC				33.33	512100	500016056	GHEHT OUTSIDE MAINTENANCE FOR THE PERIOD 7/24 THRU 7/30/11	AUG-2011
24,944	Other	PIC GROUP INC				33.33	512100	500016056	GHEHT OUTSIDE MAINTENANCE FOR THE PERIOD 7/24 THRU 7/30/11	AUG-2011
24,945	Other	PIC GROUP INC				33.33	514100	500016056	GHEHT OUTSIDE MAINTENANCE FOR THE PERIOD 7/24 THRU 7/30/11	AUG-2011
24,946	Other	PIC GROUP INC				33.32	512100	500016056	GHEHT OUTSIDE MAINTENANCE FOR THE PERIOD 7/24 THRU 7/30/11	AUG-2011
24,947	Other	PIC GROUP INC				5,629.64	513100	500016057	GHEHT MILLWRIGHTS FOR THE PERIOD 7/24 THRU 7/30/11	AUG-2011
24,948	Other	PIC GROUP INC				1,386.80	512100	500016057	GHEHT MILLWRIGHTS FOR THE PERIOD 7/24 THRU 7/30/11	AUG-2011
24,949	Other	PIC GROUP INC				1,263.40	512100	500016057	GHEHT MILLWRIGHTS FOR THE PERIOD 7/24 THRU 7/30/11	AUG-2011
24,950	Other	PIC GROUP INC				1,162.32	512100	500016057	GHEHT MILLWRIGHTS FOR THE PERIOD 7/24 THRU 7/30/11	AUG-2011
24,951	Other	PIC GROUP INC				8,180.12	512100	500016061	REPLACEMENT OF ELECTROMATIC STOP VALVE ON UNIT 2 BOILER	AUG-2011
24,952	Other	PIC GROUP INC				(8,098.32)	512100	500016061	REPLACEMENT OF ELECTROMATIC STOP VALVE ON UNIT 2 BOILER	SEP-2011
24,953	Other	PIC GROUP INC				933.25	512100	500016133	RESIDENTIAL MAINT 08/01 - 08/05/11	AUG-2011
24,954	Other	PIC GROUP INC				601.46	512100	500016133	RESIDENTIAL MAINT 08/01 - 08/05/11	AUG-2011
24,955	Other	PIC GROUP INC				566.61	512100	500016133	RESIDENTIAL MAINT 08/01 - 08/05/11	AUG-2011
24,956	Other	PIC GROUP INC				533.28	512017	500016133	RESIDENTIAL MAINT 08/01 - 08/05/11	AUG-2011
24,957	Other	PIC GROUP INC				399.96	512100	500016133	RESIDENTIAL MAINT 08/01 - 08/05/11	AUG-2011
24,958	Other	PIC GROUP INC				330.89	512100	500016133	RESIDENTIAL MAINT 08/01 - 08/05/11	AUG-2011
24,959	Other	PIC GROUP INC				298.77	512100	500016133	RESIDENTIAL MAINT 08/01 - 08/05/11	AUG-2011
24,960	Other	PIC GROUP INC				255.74	512100	500016133	RESIDENTIAL MAINT 08/01 - 08/05/11	AUG-2011
24,961	Other	PIC GROUP INC				241.80	513100	500016133	RESIDENTIAL MAINT 08/01 - 08/05/11	AUG-2011
24,962	Other	PIC GROUP INC				236.35	511100	500016133	RESIDENTIAL MAINT 08/01 - 08/05/11	AUG-2011
24,963	Other	PIC GROUP INC				212.73	513100	500016133	RESIDENTIAL MAINT 08/01 - 08/05/11	AUG-2011
24,964	Other	PIC GROUP INC				199.98	512100	500016133	RESIDENTIAL MAINT 08/01 - 08/05/11	AUG-2011
24,965	Other	PIC GROUP INC				189.08	512100	500016133	RESIDENTIAL MAINT 08/01 - 08/05/11	AUG-2011
24,966	Other	PIC GROUP INC				141.81	511100	500016133	RESIDENTIAL MAINT 08/01 - 08/05/11	AUG-2011
24,967	Other	PIC GROUP INC				133.32	512017	500016133	RESIDENTIAL MAINT 08/01 - 08/05/11	AUG-2011
24,968	Other	PIC GROUP INC				133.32	512017	500016133	RESIDENTIAL MAINT 08/01 - 08/05/11	AUG-2011
24,969	Other	PIC GROUP INC				133.32	512100	500016133	RESIDENTIAL MAINT 08/01 - 08/05/11	AUG-2011
24,970	Other	PIC GROUP INC				133.32	512100	500016133	RESIDENTIAL MAINT 08/01 - 08/05/11	AUG-2011
24,971	Other	PIC GROUP INC				133.29	512005	500016133	RESIDENTIAL MAINT 08/01 - 08/05/11	AUG-2011
24,972	Other	PIC GROUP INC				99.99	512017	500016133	RESIDENTIAL MAINT 08/01 - 08/05/11	AUG-2011
24,973	Other	PIC GROUP INC				99.99	512017	500016133	RESIDENTIAL MAINT 08/01 - 08/05/11	AUG-2011
24,974	Other	PIC GROUP INC				99.99	512017	500016133	RESIDENTIAL MAINT 08/01 - 08/05/11	AUG-2011
24,975	Other	PIC GROUP INC				80.60	512100	500016133	RESIDENTIAL MAINT 08/01 - 08/05/11	AUG-2011
24,976	Other	PIC GROUP INC				66.66	512017	500016133	RESIDENTIAL MAINT 08/01 - 08/05/11	AUG-2011
24,977	Other	PIC GROUP INC				50.00	511100	500016133	RESIDENTIAL MAINT 08/01 - 08/05/11	AUG-2011
24,978	Other	PIC GROUP INC				1,333.20	511100	500016134	GHEHT INSIDE MAINTENANCE FOR THE PERIOD 7/31 THRU 8/6/11	AUG-2011
24,979	Other	PIC GROUP INC				1,044.68	512100	500016134	GHEHT INSIDE MAINTENANCE FOR THE PERIOD 7/31 THRU 8/6/11	AUG-2011
24,980	Other	PIC GROUP INC				833.25	512017	500016134	GHEHT INSIDE MAINTENANCE FOR THE PERIOD 7/31 THRU 8/6/11	AUG-2011
24,981	Other	PIC GROUP INC				499.95	512017	500016134	GHEHT INSIDE MAINTENANCE FOR THE PERIOD 7/31 THRU 8/6/11	AUG-2011

KENTUCKY UTILITIES COMPANY
Case No. 2012- 00221
Analysis of Professional Services Expenses For the Test Year

(A)	(B)	(C)	(D)	(E)	(F)	(G)	(H)	(I)		
Line No.	Type	Vendor	Rate Case	Audit	Other	Total	Account	Invoice	Description	Period
24,982	Other	PIC GROUP INC				433.29	512017	500016134	GHENT INSIDE MAINTENANCE FOR THE PERIOD 7/31 THRU 8/6/11	AUG-2011
24,983	Other	PIC GROUP INC				333.30	512100	500016134	GHENT INSIDE MAINTENANCE FOR THE PERIOD 7/31 THRU 8/6/11	AUG-2011
24,984	Other	PIC GROUP INC				299.97	512100	500016134	GHENT INSIDE MAINTENANCE FOR THE PERIOD 7/31 THRU 8/6/11	AUG-2011
24,985	Other	PIC GROUP INC				166.65	512100	500016134	GHENT INSIDE MAINTENANCE FOR THE PERIOD 7/31 THRU 8/6/11	AUG-2011
24,986	Other	PIC GROUP INC				160.72	512100	500016134	GHENT INSIDE MAINTENANCE FOR THE PERIOD 7/31 THRU 8/6/11	AUG-2011
24,987	Other	PIC GROUP INC				160.72	512100	500016134	GHENT INSIDE MAINTENANCE FOR THE PERIOD 7/31 THRU 8/6/11	AUG-2011
24,988	Other	PIC GROUP INC				133.32	512100	500016134	GHENT INSIDE MAINTENANCE FOR THE PERIOD 7/31 THRU 8/6/11	AUG-2011
24,989	Other	PIC GROUP INC				133.32	512100	500016134	GHENT INSIDE MAINTENANCE FOR THE PERIOD 7/31 THRU 8/6/11	AUG-2011
24,990	Other	PIC GROUP INC				120.54	512100	500016134	GHENT INSIDE MAINTENANCE FOR THE PERIOD 7/31 THRU 8/6/11	AUG-2011
24,991	Other	PIC GROUP INC				99.99	512100	500016134	GHENT INSIDE MAINTENANCE FOR THE PERIOD 7/31 THRU 8/6/11	AUG-2011
24,992	Other	PIC GROUP INC				66.66	512100	500016134	GHENT INSIDE MAINTENANCE FOR THE PERIOD 7/31 THRU 8/6/11	AUG-2011
24,993	Other	PIC GROUP INC				66.66	512100	500016134	GHENT INSIDE MAINTENANCE FOR THE PERIOD 7/31 THRU 8/6/11	AUG-2011
24,994	Other	PIC GROUP INC				66.66	512100	500016134	GHENT INSIDE MAINTENANCE FOR THE PERIOD 7/31 THRU 8/6/11	AUG-2011
24,995	Other	PIC GROUP INC				66.66	512100	500016134	GHENT INSIDE MAINTENANCE FOR THE PERIOD 7/31 THRU 8/6/11	AUG-2011
24,996	Other	PIC GROUP INC				66.66	512100	500016134	GHENT INSIDE MAINTENANCE FOR THE PERIOD 7/31 THRU 8/6/11	AUG-2011
24,997	Other	PIC GROUP INC				66.66	512100	500016134	GHENT INSIDE MAINTENANCE FOR THE PERIOD 7/31 THRU 8/6/11	AUG-2011
24,998	Other	PIC GROUP INC				66.66	512100	500016134	GHENT INSIDE MAINTENANCE FOR THE PERIOD 7/31 THRU 8/6/11	AUG-2011
24,999	Other	PIC GROUP INC				66.66	512100	500016134	GHENT INSIDE MAINTENANCE FOR THE PERIOD 7/31 THRU 8/6/11	AUG-2011
25,000	Other	PIC GROUP INC				33.33	512017	500016134	GHENT INSIDE MAINTENANCE FOR THE PERIOD 7/31 THRU 8/6/11	AUG-2011
25,001	Other	PIC GROUP INC				33.33	512017	500016134	GHENT INSIDE MAINTENANCE FOR THE PERIOD 7/31 THRU 8/6/11	AUG-2011
25,002	Other	PIC GROUP INC				33.33	512100	500016134	GHENT INSIDE MAINTENANCE FOR THE PERIOD 7/31 THRU 8/6/11	AUG-2011
25,003	Other	PIC GROUP INC				33.33	512100	500016134	GHENT INSIDE MAINTENANCE FOR THE PERIOD 7/31 THRU 8/6/11	AUG-2011
25,004	Other	PIC GROUP INC				33.33	512100	500016134	GHENT INSIDE MAINTENANCE FOR THE PERIOD 7/31 THRU 8/6/11	AUG-2011
25,005	Other	PIC GROUP INC				799.92	512100	500016135	GHENT OUTSIDE MAINTENANCE FOR THE PERIOD 7/31 THRU 8/6/11	AUG-2011
25,006	Other	PIC GROUP INC				728.04	512100	500016135	GHENT OUTSIDE MAINTENANCE FOR THE PERIOD 7/31 THRU 8/6/11	AUG-2011
25,007	Other	PIC GROUP INC				574.24	513100	500016135	GHENT OUTSIDE MAINTENANCE FOR THE PERIOD 7/31 THRU 8/6/11	AUG-2011
25,008	Other	PIC GROUP INC				466.62	512017	500016135	GHENT OUTSIDE MAINTENANCE FOR THE PERIOD 7/31 THRU 8/6/11	AUG-2011
25,009	Other	PIC GROUP INC				361.18	512100	500016135	GHENT OUTSIDE MAINTENANCE FOR THE PERIOD 7/31 THRU 8/6/11	AUG-2011
25,010	Other	PIC GROUP INC				307.60	512017	500016135	GHENT OUTSIDE MAINTENANCE FOR THE PERIOD 7/31 THRU 8/6/11	AUG-2011
25,011	Other	PIC GROUP INC				307.60	512100	500016135	GHENT OUTSIDE MAINTENANCE FOR THE PERIOD 7/31 THRU 8/6/11	AUG-2011
25,012	Other	PIC GROUP INC				299.97	512017	500016135	GHENT OUTSIDE MAINTENANCE FOR THE PERIOD 7/31 THRU 8/6/11	AUG-2011
25,013	Other	PIC GROUP INC				299.97	512100	500016135	GHENT OUTSIDE MAINTENANCE FOR THE PERIOD 7/31 THRU 8/6/11	AUG-2011
25,014	Other	PIC GROUP INC				283.62	512100	500016135	GHENT OUTSIDE MAINTENANCE FOR THE PERIOD 7/31 THRU 8/6/11	AUG-2011
25,015	Other	PIC GROUP INC				280.58	512100	500016135	GHENT OUTSIDE MAINTENANCE FOR THE PERIOD 7/31 THRU 8/6/11	AUG-2011
25,016	Other	PIC GROUP INC				266.64	512100	500016135	GHENT OUTSIDE MAINTENANCE FOR THE PERIOD 7/31 THRU 8/6/11	AUG-2011
25,017	Other	PIC GROUP INC				266.64	514100	500016135	GHENT OUTSIDE MAINTENANCE FOR THE PERIOD 7/31 THRU 8/6/11	AUG-2011
25,018	Other	PIC GROUP INC				233.31	512100	500016135	GHENT OUTSIDE MAINTENANCE FOR THE PERIOD 7/31 THRU 8/6/11	AUG-2011
25,019	Other	PIC GROUP INC				233.31	512100	500016135	GHENT OUTSIDE MAINTENANCE FOR THE PERIOD 7/31 THRU 8/6/11	AUG-2011
25,020	Other	PIC GROUP INC				199.98	512100	500016135	GHENT OUTSIDE MAINTENANCE FOR THE PERIOD 7/31 THRU 8/6/11	AUG-2011
25,021	Other	PIC GROUP INC				199.98	514100	500016135	GHENT OUTSIDE MAINTENANCE FOR THE PERIOD 7/31 THRU 8/6/11	AUG-2011
25,022	Other	PIC GROUP INC				153.80	512100	500016135	GHENT OUTSIDE MAINTENANCE FOR THE PERIOD 7/31 THRU 8/6/11	AUG-2011
25,023	Other	PIC GROUP INC				133.32	513100	500016135	GHENT OUTSIDE MAINTENANCE FOR THE PERIOD 7/31 THRU 8/6/11	AUG-2011
25,024	Other	PIC GROUP INC				133.32	514100	500016135	GHENT OUTSIDE MAINTENANCE FOR THE PERIOD 7/31 THRU 8/6/11	AUG-2011
25,025	Other	PIC GROUP INC				66.66	511100	500016135	GHENT OUTSIDE MAINTENANCE FOR THE PERIOD 7/31 THRU 8/6/11	AUG-2011
25,026	Other	PIC GROUP INC				66.66	512100	500016135	GHENT OUTSIDE MAINTENANCE FOR THE PERIOD 7/31 THRU 8/6/11	AUG-2011
25,027	Other	PIC GROUP INC				66.66	512100	500016135	GHENT OUTSIDE MAINTENANCE FOR THE PERIOD 7/31 THRU 8/6/11	AUG-2011
25,028	Other	PIC GROUP INC				33.33	513100	500016135	GHENT OUTSIDE MAINTENANCE FOR THE PERIOD 7/31 THRU 8/6/11	AUG-2011
25,029	Other	PIC GROUP INC				6,407.60	513100	500016136	GHENT MILLWRIGHTS FOR THE PERIOD 7/31 THRU 8/6/11	AUG-2011
25,030	Other	PIC GROUP INC				1,933.48	512100	500016136	GHENT MILLWRIGHTS FOR THE PERIOD 7/31 THRU 8/6/11	AUG-2011
25,031	Other	PIC GROUP INC				1,476.54	512100	500016300	MAINTENANCE 08/08 - 08/13/11	AUG-2011
25,032	Other	PIC GROUP INC				683.27	512100	500016300	MAINTENANCE 08/08 - 08/13/11	AUG-2011
25,033	Other	PIC GROUP INC				467.54	512100	500016300	MAINTENANCE 08/08 - 08/13/11	AUG-2011
25,034	Other	PIC GROUP INC				463.79	511100	500016300	MAINTENANCE 08/08 - 08/13/11	AUG-2011
25,035	Other	PIC GROUP INC				399.96	512100	500016300	MAINTENANCE 08/08 - 08/13/11	AUG-2011
25,036	Other	PIC GROUP INC				388.10	512100	500016300	MAINTENANCE 08/08 - 08/13/11	AUG-2011
25,037	Other	PIC GROUP INC				360.70	512100	500016300	MAINTENANCE 08/08 - 08/13/11	AUG-2011
25,038	Other	PIC GROUP INC				294.04	511100	500016300	MAINTENANCE 08/08 - 08/13/11	AUG-2011
25,039	Other	PIC GROUP INC				294.04	512017	500016300	MAINTENANCE 08/08 - 08/13/11	AUG-2011
25,040	Other	PIC GROUP INC				266.64	512005	500016300	MAINTENANCE 08/08 - 08/13/11	AUG-2011
25,041	Other	PIC GROUP INC				255.74	514100	500016300	MAINTENANCE 08/08 - 08/13/11	AUG-2011

KENTUCKY UTILITIES COMPANY
Case No. 2012- 00221
Analysis of Professional Services Expenses For the Test Year

(A)	(B)	(C)	(D)	(E)	(F)	(G)	(H)	(I)		
Line No.	Type	Vendor	Rate Case	Audit	Other	Total	Account	Invoice	Description	Period
25,042	Other	PIC GROUP INC				227.38	512017	500016300	MAINTENANCE 08/08 - 08/13/11	AUG-2011
25,043	Other	PIC GROUP INC				213.68	511100	500016300	MAINTENANCE 08/08 - 08/13/11	AUG-2011
25,044	Other	PIC GROUP INC				199.98	512017	500016300	MAINTENANCE 08/08 - 08/13/11	AUG-2011
25,045	Other	PIC GROUP INC				199.98	512100	500016300	MAINTENANCE 08/08 - 08/13/11	AUG-2011
25,046	Other	PIC GROUP INC				189.08	511100	500016300	MAINTENANCE 08/08 - 08/13/11	AUG-2011
25,047	Other	PIC GROUP INC				187.20	512017	500016300	MAINTENANCE 08/08 - 08/13/11	AUG-2011
25,048	Other	PIC GROUP INC				166.65	511100	500016300	MAINTENANCE 08/08 - 08/13/11	AUG-2011
25,049	Other	PIC GROUP INC				166.64	512005	500016300	MAINTENANCE 08/08 - 08/13/11	AUG-2011
25,050	Other	PIC GROUP INC				161.20	513100	500016300	MAINTENANCE 08/08 - 08/13/11	AUG-2011
25,051	Other	PIC GROUP INC				147.02	512100	500016300	MAINTENANCE 08/08 - 08/13/11	AUG-2011
25,052	Other	PIC GROUP INC				133.32	512100	500016300	MAINTENANCE 08/08 - 08/13/11	AUG-2011
25,053	Other	PIC GROUP INC				99.99	512100	500016300	MAINTENANCE 08/08 - 08/13/11	AUG-2011
25,054	Other	PIC GROUP INC				94.54	512100	500016300	MAINTENANCE 08/08 - 08/13/11	AUG-2011
25,055	Other	PIC GROUP INC				83.33	512005	500016300	MAINTENANCE 08/08 - 08/13/11	AUG-2011
25,056	Other	PIC GROUP INC				73.51	512017	500016300	MAINTENANCE 08/08 - 08/13/11	AUG-2011
25,057	Other	PIC GROUP INC				66.66	513100	500016300	MAINTENANCE 08/08 - 08/13/11	AUG-2011
25,058	Other	PIC GROUP INC				36.76	513100	500016300	MAINTENANCE 08/08 - 08/13/11	AUG-2011
25,059	Other	PIC GROUP INC				33.33	512017	500016300	MAINTENANCE 08/08 - 08/13/11	AUG-2011
25,060	Other	PIC GROUP INC				33.33	512100	500016300	MAINTENANCE 08/08 - 08/13/11	AUG-2011
25,061	Other	PIC GROUP INC				33.33	512100	500016300	MAINTENANCE 08/08 - 08/13/11	AUG-2011
25,062	Other	PIC GROUP INC				33.33	512100	500016300	MAINTENANCE 08/08 - 08/13/11	AUG-2011
25,063	Other	PIC GROUP INC				33.33	512100	500016300	MAINTENANCE 08/08 - 08/13/11	AUG-2011
25,064	Other	PIC GROUP INC				1,347.77	512100	500016301	GHEHT INSIDE MAINTENANCE FOR THE PERIOD 8/7 THRU 8/13/11	AUG-2011
25,065	Other	PIC GROUP INC				799.92	511100	500016301	GHEHT INSIDE MAINTENANCE FOR THE PERIOD 8/7 THRU 8/13/11	AUG-2011
25,066	Other	PIC GROUP INC				799.92	512100	500016301	GHEHT INSIDE MAINTENANCE FOR THE PERIOD 8/7 THRU 8/13/11	AUG-2011
25,067	Other	PIC GROUP INC				723.24	512100	500016301	GHEHT INSIDE MAINTENANCE FOR THE PERIOD 8/7 THRU 8/13/11	AUG-2011
25,068	Other	PIC GROUP INC				666.60	512017	500016301	GHEHT INSIDE MAINTENANCE FOR THE PERIOD 8/7 THRU 8/13/11	AUG-2011
25,069	Other	PIC GROUP INC				466.62	512100	500016301	GHEHT INSIDE MAINTENANCE FOR THE PERIOD 8/7 THRU 8/13/11	AUG-2011
25,070	Other	PIC GROUP INC				399.96	512017	500016301	GHEHT INSIDE MAINTENANCE FOR THE PERIOD 8/7 THRU 8/13/11	AUG-2011
25,071	Other	PIC GROUP INC				321.44	512100	500016301	GHEHT INSIDE MAINTENANCE FOR THE PERIOD 8/7 THRU 8/13/11	AUG-2011
25,072	Other	PIC GROUP INC				266.64	512017	500016301	GHEHT INSIDE MAINTENANCE FOR THE PERIOD 8/7 THRU 8/13/11	AUG-2011
25,073	Other	PIC GROUP INC				266.64	512100	500016301	GHEHT INSIDE MAINTENANCE FOR THE PERIOD 8/7 THRU 8/13/11	AUG-2011
25,074	Other	PIC GROUP INC				241.08	512100	500016301	GHEHT INSIDE MAINTENANCE FOR THE PERIOD 8/7 THRU 8/13/11	AUG-2011
25,075	Other	PIC GROUP INC				199.98	512100	500016301	GHEHT INSIDE MAINTENANCE FOR THE PERIOD 8/7 THRU 8/13/11	AUG-2011
25,076	Other	PIC GROUP INC				156.95	513100	500016301	GHEHT INSIDE MAINTENANCE FOR THE PERIOD 8/7 THRU 8/13/11	AUG-2011
25,077	Other	PIC GROUP INC				133.32	512017	500016301	GHEHT INSIDE MAINTENANCE FOR THE PERIOD 8/7 THRU 8/13/11	AUG-2011
25,078	Other	PIC GROUP INC				133.32	512017	500016301	GHEHT INSIDE MAINTENANCE FOR THE PERIOD 8/7 THRU 8/13/11	AUG-2011
25,079	Other	PIC GROUP INC				133.32	512100	500016301	GHEHT INSIDE MAINTENANCE FOR THE PERIOD 8/7 THRU 8/13/11	AUG-2011
25,080	Other	PIC GROUP INC				99.99	512100	500016301	GHEHT INSIDE MAINTENANCE FOR THE PERIOD 8/7 THRU 8/13/11	AUG-2011
25,081	Other	PIC GROUP INC				99.99	513100	500016301	GHEHT INSIDE MAINTENANCE FOR THE PERIOD 8/7 THRU 8/13/11	AUG-2011
25,082	Other	PIC GROUP INC				66.66	512100	500016301	GHEHT INSIDE MAINTENANCE FOR THE PERIOD 8/7 THRU 8/13/11	AUG-2011
25,083	Other	PIC GROUP INC				66.66	512100	500016301	GHEHT INSIDE MAINTENANCE FOR THE PERIOD 8/7 THRU 8/13/11	AUG-2011
25,084	Other	PIC GROUP INC				50.00	512100	500016301	GHEHT INSIDE MAINTENANCE FOR THE PERIOD 8/7 THRU 8/13/11	AUG-2011
25,085	Other	PIC GROUP INC				50.00	512100	500016301	GHEHT INSIDE MAINTENANCE FOR THE PERIOD 8/7 THRU 8/13/11	AUG-2011
25,086	Other	PIC GROUP INC				50.00	512100	500016301	GHEHT INSIDE MAINTENANCE FOR THE PERIOD 8/7 THRU 8/13/11	AUG-2011
25,087	Other	PIC GROUP INC				50.00	512100	500016301	GHEHT INSIDE MAINTENANCE FOR THE PERIOD 8/7 THRU 8/13/11	AUG-2011
25,088	Other	PIC GROUP INC				33.33	512100	500016301	GHEHT INSIDE MAINTENANCE FOR THE PERIOD 8/7 THRU 8/13/11	AUG-2011
25,089	Other	PIC GROUP INC				33.33	512100	500016301	GHEHT INSIDE MAINTENANCE FOR THE PERIOD 8/7 THRU 8/13/11	AUG-2011
25,090	Other	PIC GROUP INC				33.33	512100	500016301	GHEHT INSIDE MAINTENANCE FOR THE PERIOD 8/7 THRU 8/13/11	AUG-2011
25,091	Other	PIC GROUP INC				33.33	512100	500016301	GHEHT INSIDE MAINTENANCE FOR THE PERIOD 8/7 THRU 8/13/11	AUG-2011
25,092	Other	PIC GROUP INC				33.33	512100	500016301	GHEHT INSIDE MAINTENANCE FOR THE PERIOD 8/7 THRU 8/13/11	AUG-2011
25,093	Other	PIC GROUP INC				33.33	512100	500016301	GHEHT INSIDE MAINTENANCE FOR THE PERIOD 8/7 THRU 8/13/11	AUG-2011
25,094	Other	PIC GROUP INC				33.33	512100	500016301	GHEHT INSIDE MAINTENANCE FOR THE PERIOD 8/7 THRU 8/13/11	AUG-2011
25,095	Other	PIC GROUP INC				33.33	512100	500016301	GHEHT INSIDE MAINTENANCE FOR THE PERIOD 8/7 THRU 8/13/11	AUG-2011
25,096	Other	PIC GROUP INC				33.33	512100	500016301	GHEHT INSIDE MAINTENANCE FOR THE PERIOD 8/7 THRU 8/13/11	AUG-2011
25,097	Other	PIC GROUP INC				33.33	512100	500016301	GHEHT INSIDE MAINTENANCE FOR THE PERIOD 8/7 THRU 8/13/11	AUG-2011
25,098	Other	PIC GROUP INC				33.33	512100	500016301	GHEHT INSIDE MAINTENANCE FOR THE PERIOD 8/7 THRU 8/13/11	AUG-2011
25,099	Other	PIC GROUP INC				33.33	512100	500016301	GHEHT INSIDE MAINTENANCE FOR THE PERIOD 8/7 THRU 8/13/11	AUG-2011
25,100	Other	PIC GROUP INC				33.33	512100	500016301	GHEHT INSIDE MAINTENANCE FOR THE PERIOD 8/7 THRU 8/13/11	AUG-2011
25,101	Other	PIC GROUP INC				33.33	512100	500016301	GHEHT INSIDE MAINTENANCE FOR THE PERIOD 8/7 THRU 8/13/11	AUG-2011

KENTUCKY UTILITIES COMPANY
Case No. 2012- 00221
Analysis of Professional Services Expenses For the Test Year

(A)	(B)	(C)	(D)	(E)	(F)	(G)	(H)	(I)		
Line No.	Type	Vendor	Rate Case	Audit	Other	Total	Account	Invoice	Description	Period
25,102	Other	PIC GROUP INC				33.33	512100	500016301	GHENT INSIDE MAINTENANCE FOR THE PERIOD 8/7 THRU 8/13/11	AUG-2011
25,103	Other	PIC GROUP INC				33.33	512100	500016301	GHENT INSIDE MAINTENANCE FOR THE PERIOD 8/7 THRU 8/13/11	AUG-2011
25,104	Other	PIC GROUP INC				33.33	512100	500016301	GHENT INSIDE MAINTENANCE FOR THE PERIOD 8/7 THRU 8/13/11	AUG-2011
25,105	Other	PIC GROUP INC				33.33	512100	500016301	GHENT INSIDE MAINTENANCE FOR THE PERIOD 8/7 THRU 8/13/11	AUG-2011
25,106	Other	PIC GROUP INC				33.33	512100	500016301	GHENT INSIDE MAINTENANCE FOR THE PERIOD 8/7 THRU 8/13/11	AUG-2011
25,107	Other	PIC GROUP INC				33.33	513100	500016301	GHENT INSIDE MAINTENANCE FOR THE PERIOD 8/7 THRU 8/13/11	AUG-2011
25,108	Other	PIC GROUP INC				538.30	512100	500016302	GHENT OUTSIDE MAINTENANCE FOR THE PERIOD OF 8/7 - 8/13/11	AUG-2011
25,109	Other	PIC GROUP INC				533.28	512100	500016302	GHENT OUTSIDE MAINTENANCE FOR THE PERIOD OF 8/7 - 8/13/11	AUG-2011
25,110	Other	PIC GROUP INC				499.85	512100	500016302	GHENT OUTSIDE MAINTENANCE FOR THE PERIOD OF 8/7 - 8/13/11	AUG-2011
25,111	Other	PIC GROUP INC				466.62	512100	500016302	GHENT OUTSIDE MAINTENANCE FOR THE PERIOD OF 8/7 - 8/13/11	AUG-2011
25,112	Other	PIC GROUP INC				422.95	512017	500016302	GHENT OUTSIDE MAINTENANCE FOR THE PERIOD OF 8/7 - 8/13/11	AUG-2011
25,113	Other	PIC GROUP INC				366.63	511100	500016302	GHENT OUTSIDE MAINTENANCE FOR THE PERIOD OF 8/7 - 8/13/11	AUG-2011
25,114	Other	PIC GROUP INC				299.97	512100	500016302	GHENT OUTSIDE MAINTENANCE FOR THE PERIOD OF 8/7 - 8/13/11	AUG-2011
25,115	Other	PIC GROUP INC				299.97	514100	500016302	GHENT OUTSIDE MAINTENANCE FOR THE PERIOD OF 8/7 - 8/13/11	AUG-2011
25,116	Other	PIC GROUP INC				266.64	512005	500016302	GHENT OUTSIDE MAINTENANCE FOR THE PERIOD OF 8/7 - 8/13/11	AUG-2011
25,117	Other	PIC GROUP INC				266.64	512100	500016302	GHENT OUTSIDE MAINTENANCE FOR THE PERIOD OF 8/7 - 8/13/11	AUG-2011
25,118	Other	PIC GROUP INC				266.64	512100	500016302	GHENT OUTSIDE MAINTENANCE FOR THE PERIOD OF 8/7 - 8/13/11	AUG-2011
25,119	Other	PIC GROUP INC				266.64	513100	500016302	GHENT OUTSIDE MAINTENANCE FOR THE PERIOD OF 8/7 - 8/13/11	AUG-2011
25,120	Other	PIC GROUP INC				266.64	513100	500016302	GHENT OUTSIDE MAINTENANCE FOR THE PERIOD OF 8/7 - 8/13/11	AUG-2011
25,121	Other	PIC GROUP INC				212.72	512100	500016302	GHENT OUTSIDE MAINTENANCE FOR THE PERIOD OF 8/7 - 8/13/11	AUG-2011
25,122	Other	PIC GROUP INC				203.58	512100	500016302	GHENT OUTSIDE MAINTENANCE FOR THE PERIOD OF 8/7 - 8/13/11	AUG-2011
25,123	Other	PIC GROUP INC				203.58	512100	500016302	GHENT OUTSIDE MAINTENANCE FOR THE PERIOD OF 8/7 - 8/13/11	AUG-2011
25,124	Other	PIC GROUP INC				199.98	512100	500016302	GHENT OUTSIDE MAINTENANCE FOR THE PERIOD OF 8/7 - 8/13/11	AUG-2011
25,125	Other	PIC GROUP INC				199.98	512100	500016302	GHENT OUTSIDE MAINTENANCE FOR THE PERIOD OF 8/7 - 8/13/11	AUG-2011
25,126	Other	PIC GROUP INC				199.98	512100	500016302	GHENT OUTSIDE MAINTENANCE FOR THE PERIOD OF 8/7 - 8/13/11	AUG-2011
25,127	Other	PIC GROUP INC				149.06	513100	500016302	GHENT OUTSIDE MAINTENANCE FOR THE PERIOD OF 8/7 - 8/13/11	AUG-2011
25,128	Other	PIC GROUP INC				133.32	512100	500016302	GHENT OUTSIDE MAINTENANCE FOR THE PERIOD OF 8/7 - 8/13/11	AUG-2011
25,129	Other	PIC GROUP INC				133.32	512100	500016302	GHENT OUTSIDE MAINTENANCE FOR THE PERIOD OF 8/7 - 8/13/11	AUG-2011
25,130	Other	PIC GROUP INC				133.32	512100	500016302	GHENT OUTSIDE MAINTENANCE FOR THE PERIOD OF 8/7 - 8/13/11	AUG-2011
25,131	Other	PIC GROUP INC				99.99	512100	500016302	GHENT OUTSIDE MAINTENANCE FOR THE PERIOD OF 8/7 - 8/13/11	AUG-2011
25,132	Other	PIC GROUP INC				76.90	512005	500016302	GHENT OUTSIDE MAINTENANCE FOR THE PERIOD OF 8/7 - 8/13/11	AUG-2011
25,133	Other	PIC GROUP INC				66.66	511100	500016302	GHENT OUTSIDE MAINTENANCE FOR THE PERIOD OF 8/7 - 8/13/11	AUG-2011
25,134	Other	PIC GROUP INC				66.66	512100	500016302	GHENT OUTSIDE MAINTENANCE FOR THE PERIOD OF 8/7 - 8/13/11	AUG-2011
25,135	Other	PIC GROUP INC				66.66	512100	500016302	GHENT OUTSIDE MAINTENANCE FOR THE PERIOD OF 8/7 - 8/13/11	AUG-2011
25,136	Other	PIC GROUP INC				66.66	512100	500016302	GHENT OUTSIDE MAINTENANCE FOR THE PERIOD OF 8/7 - 8/13/11	AUG-2011
25,137	Other	PIC GROUP INC				66.66	512100	500016302	GHENT OUTSIDE MAINTENANCE FOR THE PERIOD OF 8/7 - 8/13/11	AUG-2011
25,138	Other	PIC GROUP INC				66.66	512100	500016302	GHENT OUTSIDE MAINTENANCE FOR THE PERIOD OF 8/7 - 8/13/11	AUG-2011
25,139	Other	PIC GROUP INC				5,886.63	513100	500016303	GHENT MILLWRIGHTS FOR THE PERIOD 8/7 THRU 8/13/11	AUG-2011
25,140	Other	PIC GROUP INC				2,129.76	512100	500016303	GHENT MILLWRIGHTS FOR THE PERIOD 8/7 THRU 8/13/11	AUG-2011
25,141	Other	PIC GROUP INC				840.88	512100	500016303	GHENT MILLWRIGHTS FOR THE PERIOD 8/7 THRU 8/13/11	AUG-2011
25,142	Other	PIC GROUP INC				328.24	512100	500016303	GHENT MILLWRIGHTS FOR THE PERIOD 8/7 THRU 8/13/11	AUG-2011
25,143	Other	PIC GROUP INC				328.24	512100	500016303	GHENT MILLWRIGHTS FOR THE PERIOD 8/7 THRU 8/13/11	AUG-2011
25,144	Other	PIC GROUP INC				266.64	512100	500016303	GHENT MILLWRIGHTS FOR THE PERIOD 8/7 THRU 8/13/11	AUG-2011
25,145	Other	PIC GROUP INC				5,736.15	512100	500016307	REPLACEMENT OF ELECTROMATIC STOP VALVE ON UNIT 2 BOILER	AUG-2011
25,146	Other	PIC GROUP INC				(5,678.79)	512100	500016307	REPLACEMENT OF ELECTROMATIC STOP VALVE ON UNIT 2 BOILER	OCT-2011
25,147	Other	PIC GROUP INC				619.20	512100	500016308	GHENT MILLWRIGHTS AUX CREW FOR THE PERIOD 8/7 THRU 8/13/11	AUG-2011
25,148	Other	PIC GROUP INC				619.20	513100	500016308	GHENT MILLWRIGHTS AUX CREW FOR THE PERIOD 8/7 THRU 8/13/11	AUG-2011
25,149	Other	PIC GROUP INC				309.60	512100	500016308	GHENT MILLWRIGHTS AUX CREW FOR THE PERIOD 8/7 THRU 8/13/11	AUG-2011
25,150	Other	PIC GROUP INC				1,669.26	511100	500016407	RESIDENTIAL LABOR 08/15 - 08/20/11	SEP-2011
25,151	Other	PIC GROUP INC				566.61	512100	500016407	RESIDENTIAL LABOR 08/15 - 08/20/11	SEP-2011
25,152	Other	PIC GROUP INC				533.28	512005	500016407	RESIDENTIAL LABOR 08/15 - 08/20/11	SEP-2011
25,153	Other	PIC GROUP INC				466.62	512100	500016407	RESIDENTIAL LABOR 08/15 - 08/20/11	SEP-2011
25,154	Other	PIC GROUP INC				399.96	512017	500016407	RESIDENTIAL LABOR 08/15 - 08/20/11	SEP-2011
25,155	Other	PIC GROUP INC				361.62	513100	500016407	RESIDENTIAL LABOR 08/15 - 08/20/11	SEP-2011
25,156	Other	PIC GROUP INC				233.31	512100	500016407	RESIDENTIAL LABOR 08/15 - 08/20/11	SEP-2011
25,157	Other	PIC GROUP INC				199.98	512100	500016407	RESIDENTIAL LABOR 08/15 - 08/20/11	SEP-2011
25,158	Other	PIC GROUP INC				199.98	512100	500016407	RESIDENTIAL LABOR 08/15 - 08/20/11	SEP-2011
25,159	Other	PIC GROUP INC				199.98	512100	500016407	RESIDENTIAL LABOR 08/15 - 08/20/11	SEP-2011
25,160	Other	PIC GROUP INC				199.98	512100	500016407	RESIDENTIAL LABOR 08/15 - 08/20/11	SEP-2011
25,161	Other	PIC GROUP INC				187.44	511100	500016407	RESIDENTIAL LABOR 08/15 - 08/20/11	SEP-2011

KENTUCKY UTILITIES COMPANY
Case No. 2012- 00221
Analysis of Professional Services Expenses For the Test Year

(A)	(B)	(C)	(D)	(E)	(F)	(G)	(H)	(I)		
Line No.	Type	Vendor	Rate Case	Audit	Other	Total	Account	Invoice	Description	Period
25,162	Other	PIC GROUP INC				170.94	511100	500016407	RESIDENTIAL LABOR 08/15 - 08/20/11	SEP-2011
25,163	Other	PIC GROUP INC				133.32	511100	500016407	RESIDENTIAL LABOR 08/15 - 08/20/11	SEP-2011
25,164	Other	PIC GROUP INC				133.32	511100	500016407	RESIDENTIAL LABOR 08/15 - 08/20/11	SEP-2011
25,165	Other	PIC GROUP INC				133.32	511100	500016407	RESIDENTIAL LABOR 08/15 - 08/20/11	SEP-2011
25,166	Other	PIC GROUP INC				133.32	512005	500016407	RESIDENTIAL LABOR 08/15 - 08/20/11	SEP-2011
25,167	Other	PIC GROUP INC				133.32	512017	500016407	RESIDENTIAL LABOR 08/15 - 08/20/11	SEP-2011
25,168	Other	PIC GROUP INC				120.54	513100	500016407	RESIDENTIAL LABOR 08/15 - 08/20/11	SEP-2011
25,169	Other	PIC GROUP INC				113.96	512100	500016407	RESIDENTIAL LABOR 08/15 - 08/20/11	SEP-2011
25,170	Other	PIC GROUP INC				80.36	511100	500016407	RESIDENTIAL LABOR 08/15 - 08/20/11	SEP-2011
25,171	Other	PIC GROUP INC				80.36	512100	500016407	RESIDENTIAL LABOR 08/15 - 08/20/11	SEP-2011
25,172	Other	PIC GROUP INC				80.36	514100	500016407	RESIDENTIAL LABOR 08/15 - 08/20/11	SEP-2011
25,173	Other	PIC GROUP INC				66.66	511100	500016407	RESIDENTIAL LABOR 08/15 - 08/20/11	SEP-2011
25,174	Other	PIC GROUP INC				66.66	512100	500016407	RESIDENTIAL LABOR 08/15 - 08/20/11	SEP-2011
25,175	Other	PIC GROUP INC				33.33	512100	500016407	RESIDENTIAL LABOR 08/15 - 08/20/11	SEP-2011
25,176	Other	PIC GROUP INC				33.33	512100	500016407	RESIDENTIAL LABOR 08/15 - 08/20/11	SEP-2011
25,177	Other	PIC GROUP INC				33.33	512100	500016407	RESIDENTIAL LABOR 08/15 - 08/20/11	SEP-2011
25,178	Other	PIC GROUP INC				33.33	512100	500016407	RESIDENTIAL LABOR 08/15 - 08/20/11	SEP-2011
25,179	Other	PIC GROUP INC				1,333.20	511100	500016408	GHENT INSIDE MAINTENANCE FOR THE PERIOD 8/14 THRU 8/20/11	SEP-2011
25,180	Other	PIC GROUP INC				1,291.69	512017	500016408	GHENT INSIDE MAINTENANCE FOR THE PERIOD 8/14 THRU 8/20/11	SEP-2011
25,181	Other	PIC GROUP INC				941.73	512017	500016408	GHENT INSIDE MAINTENANCE FOR THE PERIOD 8/14 THRU 8/20/11	SEP-2011
25,182	Other	PIC GROUP INC				533.28	512017	500016408	GHENT INSIDE MAINTENANCE FOR THE PERIOD 8/14 THRU 8/20/11	SEP-2011
25,183	Other	PIC GROUP INC				533.28	512017	500016408	GHENT INSIDE MAINTENANCE FOR THE PERIOD 8/14 THRU 8/20/11	SEP-2011
25,184	Other	PIC GROUP INC				482.16	512100	500016408	GHENT INSIDE MAINTENANCE FOR THE PERIOD 8/14 THRU 8/20/11	SEP-2011
25,185	Other	PIC GROUP INC				399.96	511100	500016408	GHENT INSIDE MAINTENANCE FOR THE PERIOD 8/14 THRU 8/20/11	SEP-2011
25,186	Other	PIC GROUP INC				283.62	513100	500016408	GHENT INSIDE MAINTENANCE FOR THE PERIOD 8/14 THRU 8/20/11	SEP-2011
25,187	Other	PIC GROUP INC				266.64	512100	500016408	GHENT INSIDE MAINTENANCE FOR THE PERIOD 8/14 THRU 8/20/11	SEP-2011
25,188	Other	PIC GROUP INC				266.64	512100	500016408	GHENT INSIDE MAINTENANCE FOR THE PERIOD 8/14 THRU 8/20/11	SEP-2011
25,189	Other	PIC GROUP INC				266.64	512100	500016408	GHENT INSIDE MAINTENANCE FOR THE PERIOD 8/14 THRU 8/20/11	SEP-2011
25,190	Other	PIC GROUP INC				166.65	512017	500016408	GHENT INSIDE MAINTENANCE FOR THE PERIOD 8/14 THRU 8/20/11	SEP-2011
25,191	Other	PIC GROUP INC				165.45	512100	500016408	GHENT INSIDE MAINTENANCE FOR THE PERIOD 8/14 THRU 8/20/11	SEP-2011
25,192	Other	PIC GROUP INC				133.32	511100	500016408	GHENT INSIDE MAINTENANCE FOR THE PERIOD 8/14 THRU 8/20/11	SEP-2011
25,193	Other	PIC GROUP INC				133.32	511100	500016408	GHENT INSIDE MAINTENANCE FOR THE PERIOD 8/14 THRU 8/20/11	SEP-2011
25,194	Other	PIC GROUP INC				133.32	512100	500016408	GHENT INSIDE MAINTENANCE FOR THE PERIOD 8/14 THRU 8/20/11	SEP-2011
25,195	Other	PIC GROUP INC				99.99	512017	500016408	GHENT INSIDE MAINTENANCE FOR THE PERIOD 8/14 THRU 8/20/11	SEP-2011
25,196	Other	PIC GROUP INC				99.99	513100	500016408	GHENT INSIDE MAINTENANCE FOR THE PERIOD 8/14 THRU 8/20/11	SEP-2011
25,197	Other	PIC GROUP INC				94.54	513100	500016408	GHENT INSIDE MAINTENANCE FOR THE PERIOD 8/14 THRU 8/20/11	SEP-2011
25,198	Other	PIC GROUP INC				83.33	512100	500016408	GHENT INSIDE MAINTENANCE FOR THE PERIOD 8/14 THRU 8/20/11	SEP-2011
25,199	Other	PIC GROUP INC				83.33	512100	500016408	GHENT INSIDE MAINTENANCE FOR THE PERIOD 8/14 THRU 8/20/11	SEP-2011
25,200	Other	PIC GROUP INC				66.66	512100	500016408	GHENT INSIDE MAINTENANCE FOR THE PERIOD 8/14 THRU 8/20/11	SEP-2011
25,201	Other	PIC GROUP INC				66.66	512100	500016408	GHENT INSIDE MAINTENANCE FOR THE PERIOD 8/14 THRU 8/20/11	SEP-2011
25,202	Other	PIC GROUP INC				66.66	512100	500016408	GHENT INSIDE MAINTENANCE FOR THE PERIOD 8/14 THRU 8/20/11	SEP-2011
25,203	Other	PIC GROUP INC				66.66	512100	500016408	GHENT INSIDE MAINTENANCE FOR THE PERIOD 8/14 THRU 8/20/11	SEP-2011
25,204	Other	PIC GROUP INC				50.00	513100	500016408	GHENT INSIDE MAINTENANCE FOR THE PERIOD 8/14 THRU 8/20/11	SEP-2011
25,205	Other	PIC GROUP INC				33.33	511100	500016408	GHENT INSIDE MAINTENANCE FOR THE PERIOD 8/14 THRU 8/20/11	SEP-2011
25,206	Other	PIC GROUP INC				33.33	511100	500016408	GHENT INSIDE MAINTENANCE FOR THE PERIOD 8/14 THRU 8/20/11	SEP-2011
25,207	Other	PIC GROUP INC				33.33	512100	500016408	GHENT INSIDE MAINTENANCE FOR THE PERIOD 8/14 THRU 8/20/11	SEP-2011
25,208	Other	PIC GROUP INC				33.33	513100	500016408	GHENT INSIDE MAINTENANCE FOR THE PERIOD 8/14 THRU 8/20/11	SEP-2011
25,209	Other	PIC GROUP INC				33.33	513100	500016408	GHENT INSIDE MAINTENANCE FOR THE PERIOD 8/14 THRU 8/20/11	SEP-2011
25,210	Other	PIC GROUP INC				16.67	512017	500016408	GHENT INSIDE MAINTENANCE FOR THE PERIOD 8/14 THRU 8/20/11	SEP-2011
25,211	Other	PIC GROUP INC				16.67	512017	500016408	GHENT INSIDE MAINTENANCE FOR THE PERIOD 8/14 THRU 8/20/11	SEP-2011
25,212	Other	PIC GROUP INC				16.67	512100	500016408	GHENT INSIDE MAINTENANCE FOR THE PERIOD 8/14 THRU 8/20/11	SEP-2011
25,213	Other	PIC GROUP INC				16.67	512100	500016408	GHENT INSIDE MAINTENANCE FOR THE PERIOD 8/14 THRU 8/20/11	SEP-2011
25,214	Other	PIC GROUP INC				16.67	513100	500016408	GHENT INSIDE MAINTENANCE FOR THE PERIOD 8/14 THRU 8/20/11	SEP-2011
25,215	Other	PIC GROUP INC				16.67	513100	500016408	GHENT INSIDE MAINTENANCE FOR THE PERIOD 8/14 THRU 8/20/11	SEP-2011
25,216	Other	PIC GROUP INC				16.67	513100	500016408	GHENT INSIDE MAINTENANCE FOR THE PERIOD 8/14 THRU 8/20/11	SEP-2011
25,217	Other	PIC GROUP INC				16.67	513100	500016408	GHENT INSIDE MAINTENANCE FOR THE PERIOD 8/14 THRU 8/20/11	SEP-2011
25,218	Other	PIC GROUP INC				16.61	513100	500016408	GHENT INSIDE MAINTENANCE FOR THE PERIOD 8/14 THRU 8/20/11	SEP-2011
25,219	Other	PIC GROUP INC				922.80	512100	500016409	GHENT OUTSIDE MAINTENANCE FOR THE PERIOD 8/14 THRU 8/20/11	SEP-2011
25,220	Other	PIC GROUP INC				650.76	512017	500016409	GHENT OUTSIDE MAINTENANCE FOR THE PERIOD 8/14 THRU 8/20/11	SEP-2011
25,221	Other	PIC GROUP INC				644.80	512100	500016409	GHENT OUTSIDE MAINTENANCE FOR THE PERIOD 8/14 THRU 8/20/11	SEP-2011

KENTUCKY UTILITIES COMPANY
Case No. 2012- 00221
Analysis of Professional Services Expenses For the Test Year

(A)	(B)	(C)	(D)	(E)	(F)	(G)	(H)	(I)		
Line No.	Type	Vendor	Rate Case	Audit	Other	Total	Account	Invoice	Description	Period
25,222	Other	PIC GROUP INC				533.28	512005	500016409	GHENT OUTSIDE MAINTENANCE FOR THE PERIOD 8/14 THRU 8/20/11	SEP-2011
25,223	Other	PIC GROUP INC				533.28	512005	500016409	GHENT OUTSIDE MAINTENANCE FOR THE PERIOD 8/14 THRU 8/20/11	SEP-2011
25,224	Other	PIC GROUP INC				399.96	512100	500016409	GHENT OUTSIDE MAINTENANCE FOR THE PERIOD 8/14 THRU 8/20/11	SEP-2011
25,225	Other	PIC GROUP INC				307.60	512100	500016409	GHENT OUTSIDE MAINTENANCE FOR THE PERIOD 8/14 THRU 8/20/11	SEP-2011
25,226	Other	PIC GROUP INC				283.31	512100	500016409	GHENT OUTSIDE MAINTENANCE FOR THE PERIOD 8/14 THRU 8/20/11	SEP-2011
25,227	Other	PIC GROUP INC				266.64	512100	500016409	GHENT OUTSIDE MAINTENANCE FOR THE PERIOD 8/14 THRU 8/20/11	SEP-2011
25,228	Other	PIC GROUP INC				266.64	512100	500016409	GHENT OUTSIDE MAINTENANCE FOR THE PERIOD 8/14 THRU 8/20/11	SEP-2011
25,229	Other	PIC GROUP INC				266.64	512100	500016409	GHENT OUTSIDE MAINTENANCE FOR THE PERIOD 8/14 THRU 8/20/11	SEP-2011
25,230	Other	PIC GROUP INC				199.98	512100	500016409	GHENT OUTSIDE MAINTENANCE FOR THE PERIOD 8/14 THRU 8/20/11	SEP-2011
25,231	Other	PIC GROUP INC				199.98	512100	500016409	GHENT OUTSIDE MAINTENANCE FOR THE PERIOD 8/14 THRU 8/20/11	SEP-2011
25,232	Other	PIC GROUP INC				153.80	513100	500016409	GHENT OUTSIDE MAINTENANCE FOR THE PERIOD 8/14 THRU 8/20/11	SEP-2011
25,233	Other	PIC GROUP INC				153.80	513100	500016409	GHENT OUTSIDE MAINTENANCE FOR THE PERIOD 8/14 THRU 8/20/11	SEP-2011
25,234	Other	PIC GROUP INC				133.32	512100	500016409	GHENT OUTSIDE MAINTENANCE FOR THE PERIOD 8/14 THRU 8/20/11	SEP-2011
25,235	Other	PIC GROUP INC				133.32	512100	500016409	GHENT OUTSIDE MAINTENANCE FOR THE PERIOD 8/14 THRU 8/20/11	SEP-2011
25,236	Other	PIC GROUP INC				133.32	512100	500016409	GHENT OUTSIDE MAINTENANCE FOR THE PERIOD 8/14 THRU 8/20/11	SEP-2011
25,237	Other	PIC GROUP INC				133.32	512100	500016409	GHENT OUTSIDE MAINTENANCE FOR THE PERIOD 8/14 THRU 8/20/11	SEP-2011
25,238	Other	PIC GROUP INC				133.32	513100	500016409	GHENT OUTSIDE MAINTENANCE FOR THE PERIOD 8/14 THRU 8/20/11	SEP-2011
25,239	Other	PIC GROUP INC				133.32	513100	500016409	GHENT OUTSIDE MAINTENANCE FOR THE PERIOD 8/14 THRU 8/20/11	SEP-2011
25,240	Other	PIC GROUP INC				133.32	513100	500016409	GHENT OUTSIDE MAINTENANCE FOR THE PERIOD 8/14 THRU 8/20/11	SEP-2011
25,241	Other	PIC GROUP INC				133.32	513100	500016409	GHENT OUTSIDE MAINTENANCE FOR THE PERIOD 8/14 THRU 8/20/11	SEP-2011
25,242	Other	PIC GROUP INC				133.31	512005	500016409	GHENT OUTSIDE MAINTENANCE FOR THE PERIOD 8/14 THRU 8/20/11	SEP-2011
25,243	Other	PIC GROUP INC				116.66	512100	500016409	GHENT OUTSIDE MAINTENANCE FOR THE PERIOD 8/14 THRU 8/20/11	SEP-2011
25,244	Other	PIC GROUP INC				99.99	512017	500016409	GHENT OUTSIDE MAINTENANCE FOR THE PERIOD 8/14 THRU 8/20/11	SEP-2011
25,245	Other	PIC GROUP INC				94.54	512100	500016409	GHENT OUTSIDE MAINTENANCE FOR THE PERIOD 8/14 THRU 8/20/11	SEP-2011
25,246	Other	PIC GROUP INC				94.54	512100	500016409	GHENT OUTSIDE MAINTENANCE FOR THE PERIOD 8/14 THRU 8/20/11	SEP-2011
25,247	Other	PIC GROUP INC				94.54	514100	500016409	GHENT OUTSIDE MAINTENANCE FOR THE PERIOD 8/14 THRU 8/20/11	SEP-2011
25,248	Other	PIC GROUP INC				94.54	514100	500016409	GHENT OUTSIDE MAINTENANCE FOR THE PERIOD 8/14 THRU 8/20/11	SEP-2011
25,249	Other	PIC GROUP INC				66.66	512100	500016409	GHENT OUTSIDE MAINTENANCE FOR THE PERIOD 8/14 THRU 8/20/11	SEP-2011
25,250	Other	PIC GROUP INC				66.66	512100	500016409	GHENT OUTSIDE MAINTENANCE FOR THE PERIOD 8/14 THRU 8/20/11	SEP-2011
25,251	Other	PIC GROUP INC				66.66	513100	500016409	GHENT OUTSIDE MAINTENANCE FOR THE PERIOD 8/14 THRU 8/20/11	SEP-2011
25,252	Other	PIC GROUP INC				66.66	513100	500016409	GHENT OUTSIDE MAINTENANCE FOR THE PERIOD 8/14 THRU 8/20/11	SEP-2011
25,253	Other	PIC GROUP INC				66.66	514100	500016409	GHENT OUTSIDE MAINTENANCE FOR THE PERIOD 8/14 THRU 8/20/11	SEP-2011
25,254	Other	PIC GROUP INC				66.66	514100	500016409	GHENT OUTSIDE MAINTENANCE FOR THE PERIOD 8/14 THRU 8/20/11	SEP-2011
25,255	Other	PIC GROUP INC				33.33	512100	500016409	GHENT OUTSIDE MAINTENANCE FOR THE PERIOD 8/14 THRU 8/20/11	SEP-2011
25,256	Other	PIC GROUP INC				33.33	512100	500016409	GHENT OUTSIDE MAINTENANCE FOR THE PERIOD 8/14 THRU 8/20/11	SEP-2011
25,257	Other	PIC GROUP INC				33.33	512100	500016409	GHENT OUTSIDE MAINTENANCE FOR THE PERIOD 8/14 THRU 8/20/11	SEP-2011
25,258	Other	PIC GROUP INC				33.33	512100	500016409	GHENT OUTSIDE MAINTENANCE FOR THE PERIOD 8/14 THRU 8/20/11	SEP-2011
25,259	Other	PIC GROUP INC				33.33	513100	500016409	GHENT OUTSIDE MAINTENANCE FOR THE PERIOD 8/14 THRU 8/20/11	SEP-2011
25,260	Other	PIC GROUP INC				33.33	514100	500016409	GHENT OUTSIDE MAINTENANCE FOR THE PERIOD 8/14 THRU 8/20/11	SEP-2011
25,261	Other	PIC GROUP INC				33.33	514100	500016409	GHENT OUTSIDE MAINTENANCE FOR THE PERIOD 8/14 THRU 8/20/11	SEP-2011
25,262	Other	PIC GROUP INC				16.67	512100	500016409	GHENT OUTSIDE MAINTENANCE FOR THE PERIOD 8/14 THRU 8/20/11	SEP-2011
25,263	Other	PIC GROUP INC				5,047.17	513100	500016410	PAYMENT OF INVOICE #500016410--GHENT MILLWRIGHTS (BASE CREW) FOR THE PERIOD 8/14 AND 8/20/11	SEP-2011
25,264	Other	PIC GROUP INC				2,237.31	512100	500016410	PAYMENT OF INVOICE #500016410--GHENT MILLWRIGHTS (BASE CREW) FOR THE PERIOD 8/14 AND 8/20/11	SEP-2011
25,265	Other	PIC GROUP INC				1,566.00	512100	500016410	PAYMENT OF INVOICE #500016410--GHENT MILLWRIGHTS (BASE CREW) FOR THE PERIOD 8/14 AND 8/20/11	SEP-2011
25,266	Other	PIC GROUP INC				1,085.72	512100	500016410	PAYMENT OF INVOICE #500016410--GHENT MILLWRIGHTS (BASE CREW) FOR THE PERIOD 8/14 AND 8/20/11	SEP-2011
25,267	Other	PIC GROUP INC				641.04	512100	500016410	PAYMENT OF INVOICE #500016410--GHENT MILLWRIGHTS (BASE CREW) FOR THE PERIOD 8/14 AND 8/20/11	SEP-2011
25,268	Other	PIC GROUP INC				1,548.00	513100	500016414	PAYMENT OF INVOICE #500016414--GHENT MILLWRIGHTS (AUX CREW) FOR THE PERIOD 8/14 THRU 8/20/11	SEP-2011
25,269	Other	PIC GROUP INC				1,126.34	512100	500016538	MAINTENANCE 08/22 - 08/27/11	SEP-2011
25,270	Other	PIC GROUP INC				966.57	512100	500016538	MAINTENANCE 08/22 - 08/27/11	SEP-2011
25,271	Other	PIC GROUP INC				936.92	512017	500016538	MAINTENANCE 08/22 - 08/27/11	SEP-2011
25,272	Other	PIC GROUP INC				916.58	512100	500016538	MAINTENANCE 08/22 - 08/27/11	SEP-2011
25,273	Other	PIC GROUP INC				425.44	511100	500016538	MAINTENANCE 08/22 - 08/27/11	SEP-2011
25,274	Other	PIC GROUP INC				200.90	512017	500016538	MAINTENANCE 08/22 - 08/27/11	SEP-2011
25,275	Other	PIC GROUP INC				199.98	512005	500016538	MAINTENANCE 08/22 - 08/27/11	SEP-2011

KENTUCKY UTILITIES COMPANY
Case No. 2012- 00221
Analysis of Professional Services Expenses For the Test Year

(A)	(B)	(C)	(D)	(E)	(F)	(G)	(H)	(I)		
Line No.	Type	Vendor	Rate Case	Audit	Other	Total	Account	Invoice	Description	Period
25,276	Other	PIC GROUP INC				199.98	512100	500016538	MAINTENANCE 08/22 - 08/27/11	SEP-2011
25,277	Other	PIC GROUP INC				187.20	512017	500016538	MAINTENANCE 08/22 - 08/27/11	SEP-2011
25,278	Other	PIC GROUP INC				173.50	511100	500016538	MAINTENANCE 08/22 - 08/27/11	SEP-2011
25,279	Other	PIC GROUP INC				166.65	512100	500016538	MAINTENANCE 08/22 - 08/27/11	SEP-2011
25,280	Other	PIC GROUP INC				133.32	511100	500016538	MAINTENANCE 08/22 - 08/27/11	SEP-2011
25,281	Other	PIC GROUP INC				133.32	512005	500016538	MAINTENANCE 08/22 - 08/27/11	SEP-2011
25,282	Other	PIC GROUP INC				133.32	512100	500016538	MAINTENANCE 08/22 - 08/27/11	SEP-2011
25,283	Other	PIC GROUP INC				133.32	513100	500016538	MAINTENANCE 08/22 - 08/27/11	SEP-2011
25,284	Other	PIC GROUP INC				120.54	512017	500016538	MAINTENANCE 08/22 - 08/27/11	SEP-2011
25,285	Other	PIC GROUP INC				100.00	511100	500016538	MAINTENANCE 08/22 - 08/27/11	SEP-2011
25,286	Other	PIC GROUP INC				99.99	511100	500016538	MAINTENANCE 08/22 - 08/27/11	SEP-2011
25,287	Other	PIC GROUP INC				99.99	512100	500016538	MAINTENANCE 08/22 - 08/27/11	SEP-2011
25,288	Other	PIC GROUP INC				99.99	512100	500016538	MAINTENANCE 08/22 - 08/27/11	SEP-2011
25,289	Other	PIC GROUP INC				99.99	512100	500016538	MAINTENANCE 08/22 - 08/27/11	SEP-2011
25,290	Other	PIC GROUP INC				80.36	512005	500016538	MAINTENANCE 08/22 - 08/27/11	SEP-2011
25,291	Other	PIC GROUP INC				66.66	511100	500016538	MAINTENANCE 08/22 - 08/27/11	SEP-2011
25,292	Other	PIC GROUP INC				66.66	511100	500016538	MAINTENANCE 08/22 - 08/27/11	SEP-2011
25,293	Other	PIC GROUP INC				66.66	512017	500016538	MAINTENANCE 08/22 - 08/27/11	SEP-2011
25,294	Other	PIC GROUP INC				66.66	513100	500016538	MAINTENANCE 08/22 - 08/27/11	SEP-2011
25,295	Other	PIC GROUP INC				50.00	511100	500016538	MAINTENANCE 08/22 - 08/27/11	SEP-2011
25,296	Other	PIC GROUP INC				50.00	512100	500016538	MAINTENANCE 08/22 - 08/27/11	SEP-2011
25,297	Other	PIC GROUP INC				50.00	512100	500016538	MAINTENANCE 08/22 - 08/27/11	SEP-2011
25,298	Other	PIC GROUP INC				50.00	512100	500016538	MAINTENANCE 08/22 - 08/27/11	SEP-2011
25,299	Other	PIC GROUP INC				40.18	512100	500016538	MAINTENANCE 08/22 - 08/27/11	SEP-2011
25,300	Other	PIC GROUP INC				40.12	512100	500016538	MAINTENANCE 08/22 - 08/27/11	SEP-2011
25,301	Other	PIC GROUP INC				33.33	511100	500016538	MAINTENANCE 08/22 - 08/27/11	SEP-2011
25,302	Other	PIC GROUP INC				33.33	511100	500016538	MAINTENANCE 08/22 - 08/27/11	SEP-2011
25,303	Other	PIC GROUP INC				33.33	512017	500016538	MAINTENANCE 08/22 - 08/27/11	SEP-2011
25,304	Other	PIC GROUP INC				33.33	512100	500016538	MAINTENANCE 08/22 - 08/27/11	SEP-2011
25,305	Other	PIC GROUP INC				33.33	512100	500016538	MAINTENANCE 08/22 - 08/27/11	SEP-2011
25,306	Other	PIC GROUP INC				16.67	512100	500016538	MAINTENANCE 08/22 - 08/27/11	SEP-2011
25,307	Other	PIC GROUP INC				16.67	512100	500016538	MAINTENANCE 08/22 - 08/27/11	SEP-2011
25,308	Other	PIC GROUP INC				16.67	512100	500016538	MAINTENANCE 08/22 - 08/27/11	SEP-2011
25,309	Other	PIC GROUP INC				1,649.84	512017	500016539	GHEHT INSIDE MAINTENANCE FOR THE PERIOD 8/21 THRU 8/27/11	SEP-2011
25,310	Other	PIC GROUP INC				1,233.21	511100	500016539	GHEHT INSIDE MAINTENANCE FOR THE PERIOD 8/21 THRU 8/27/11	SEP-2011
25,311	Other	PIC GROUP INC				933.24	511100	500016539	GHEHT INSIDE MAINTENANCE FOR THE PERIOD 8/21 THRU 8/27/11	SEP-2011
25,312	Other	PIC GROUP INC				642.88	512017	500016539	GHEHT INSIDE MAINTENANCE FOR THE PERIOD 8/21 THRU 8/27/11	SEP-2011
25,313	Other	PIC GROUP INC				533.28	512017	500016539	GHEHT INSIDE MAINTENANCE FOR THE PERIOD 8/21 THRU 8/27/11	SEP-2011
25,314	Other	PIC GROUP INC				522.34	512100	500016539	GHEHT INSIDE MAINTENANCE FOR THE PERIOD 8/21 THRU 8/27/11	SEP-2011
25,315	Other	PIC GROUP INC				366.63	512017	500016539	GHEHT INSIDE MAINTENANCE FOR THE PERIOD 8/21 THRU 8/27/11	SEP-2011
25,316	Other	PIC GROUP INC				266.64	513100	500016539	GHEHT INSIDE MAINTENANCE FOR THE PERIOD 8/21 THRU 8/27/11	SEP-2011
25,317	Other	PIC GROUP INC				203.87	511100	500016539	GHEHT INSIDE MAINTENANCE FOR THE PERIOD 8/21 THRU 8/27/11	SEP-2011
25,318	Other	PIC GROUP INC				133.32	512100	500016539	GHEHT INSIDE MAINTENANCE FOR THE PERIOD 8/21 THRU 8/27/11	SEP-2011
25,319	Other	PIC GROUP INC				99.99	512017	500016539	GHEHT INSIDE MAINTENANCE FOR THE PERIOD 8/21 THRU 8/27/11	SEP-2011
25,320	Other	PIC GROUP INC				99.99	512100	500016539	GHEHT INSIDE MAINTENANCE FOR THE PERIOD 8/21 THRU 8/27/11	SEP-2011
25,321	Other	PIC GROUP INC				66.66	512017	500016539	GHEHT INSIDE MAINTENANCE FOR THE PERIOD 8/21 THRU 8/27/11	SEP-2011
25,322	Other	PIC GROUP INC				66.66	512100	500016539	GHEHT INSIDE MAINTENANCE FOR THE PERIOD 8/21 THRU 8/27/11	SEP-2011
25,323	Other	PIC GROUP INC				66.66	512100	500016539	GHEHT INSIDE MAINTENANCE FOR THE PERIOD 8/21 THRU 8/27/11	SEP-2011
25,324	Other	PIC GROUP INC				66.66	512100	500016539	GHEHT INSIDE MAINTENANCE FOR THE PERIOD 8/21 THRU 8/27/11	SEP-2011
25,325	Other	PIC GROUP INC				66.66	512100	500016539	GHEHT INSIDE MAINTENANCE FOR THE PERIOD 8/21 THRU 8/27/11	SEP-2011
25,326	Other	PIC GROUP INC				66.66	512100	500016539	GHEHT INSIDE MAINTENANCE FOR THE PERIOD 8/21 THRU 8/27/11	SEP-2011
25,327	Other	PIC GROUP INC				66.61	512100	500016539	GHEHT INSIDE MAINTENANCE FOR THE PERIOD 8/21 THRU 8/27/11	SEP-2011
25,328	Other	PIC GROUP INC				33.33	511100	500016539	GHEHT INSIDE MAINTENANCE FOR THE PERIOD 8/21 THRU 8/27/11	SEP-2011
25,329	Other	PIC GROUP INC				33.33	512100	500016539	GHEHT INSIDE MAINTENANCE FOR THE PERIOD 8/21 THRU 8/27/11	SEP-2011
25,330	Other	PIC GROUP INC				33.33	512100	500016539	GHEHT INSIDE MAINTENANCE FOR THE PERIOD 8/21 THRU 8/27/11	SEP-2011
25,331	Other	PIC GROUP INC				33.33	513100	500016539	GHEHT INSIDE MAINTENANCE FOR THE PERIOD 8/21 THRU 8/27/11	SEP-2011
25,332	Other	PIC GROUP INC				33.33	513100	500016539	GHEHT INSIDE MAINTENANCE FOR THE PERIOD 8/21 THRU 8/27/11	SEP-2011
25,333	Other	PIC GROUP INC				16.67	511100	500016539	GHEHT INSIDE MAINTENANCE FOR THE PERIOD 8/21 THRU 8/27/11	SEP-2011
25,334	Other	PIC GROUP INC				16.67	511100	500016539	GHEHT INSIDE MAINTENANCE FOR THE PERIOD 8/21 THRU 8/27/11	SEP-2011
25,335	Other	PIC GROUP INC				16.67	512017	500016539	GHEHT INSIDE MAINTENANCE FOR THE PERIOD 8/21 THRU 8/27/11	SEP-2011

KENTUCKY UTILITIES COMPANY
Case No. 2012- 00221
Analysis of Professional Services Expenses For the Test Year

(A)	(B)	(C)	(D)	(E)	(F)	(G)	(H)	(I)		
Line No.	Type	Vendor	Rate Case	Audit	Other	Total	Account	Invoice	Description	Period
25,336	Other	PIC GROUP INC				16.67	512017	500016539	GHENT INSIDE MAINTENANCE FOR THE PERIOD 8/21 THRU 8/27/11	SEP-2011
25,337	Other	PIC GROUP INC				16.67	512017	500016539	GHENT INSIDE MAINTENANCE FOR THE PERIOD 8/21 THRU 8/27/11	SEP-2011
25,338	Other	PIC GROUP INC				16.67	513100	500016539	GHENT INSIDE MAINTENANCE FOR THE PERIOD 8/21 THRU 8/27/11	SEP-2011
25,339	Other	PIC GROUP INC				16.67	513100	500016539	GHENT INSIDE MAINTENANCE FOR THE PERIOD 8/21 THRU 8/27/11	SEP-2011
25,340	Other	PIC GROUP INC				16.67	513100	500016539	GHENT INSIDE MAINTENANCE FOR THE PERIOD 8/21 THRU 8/27/11	SEP-2011
25,341	Other	PIC GROUP INC				799.92	512005	500016540	GHENT OUTSIDE MAINTENANCE FOR THE PERIOD 8/21 THRU 8/27/11	SEP-2011
25,342	Other	PIC GROUP INC				614.51	512017	500016540	GHENT OUTSIDE MAINTENANCE FOR THE PERIOD 8/21 THRU 8/27/11	SEP-2011
25,343	Other	PIC GROUP INC				574.24	512100	500016540	GHENT OUTSIDE MAINTENANCE FOR THE PERIOD 8/21 THRU 8/27/11	SEP-2011
25,344	Other	PIC GROUP INC				533.28	512100	500016540	GHENT OUTSIDE MAINTENANCE FOR THE PERIOD 8/21 THRU 8/27/11	SEP-2011
25,345	Other	PIC GROUP INC				399.92	512100	500016540	GHENT OUTSIDE MAINTENANCE FOR THE PERIOD 8/21 THRU 8/27/11	SEP-2011
25,346	Other	PIC GROUP INC				333.30	512100	500016540	GHENT OUTSIDE MAINTENANCE FOR THE PERIOD 8/21 THRU 8/27/11	SEP-2011
25,347	Other	PIC GROUP INC				266.64	512100	500016540	GHENT OUTSIDE MAINTENANCE FOR THE PERIOD 8/21 THRU 8/27/11	SEP-2011
25,348	Other	PIC GROUP INC				266.64	512100	500016540	GHENT OUTSIDE MAINTENANCE FOR THE PERIOD 8/21 THRU 8/27/11	SEP-2011
25,349	Other	PIC GROUP INC				266.64	512100	500016540	GHENT OUTSIDE MAINTENANCE FOR THE PERIOD 8/21 THRU 8/27/11	SEP-2011
25,350	Other	PIC GROUP INC				266.64	512100	500016540	GHENT OUTSIDE MAINTENANCE FOR THE PERIOD 8/21 THRU 8/27/11	SEP-2011
25,351	Other	PIC GROUP INC				266.64	512100	500016540	GHENT OUTSIDE MAINTENANCE FOR THE PERIOD 8/21 THRU 8/27/11	SEP-2011
25,352	Other	PIC GROUP INC				199.98	512100	500016540	GHENT OUTSIDE MAINTENANCE FOR THE PERIOD 8/21 THRU 8/27/11	SEP-2011
25,353	Other	PIC GROUP INC				199.98	512100	500016540	GHENT OUTSIDE MAINTENANCE FOR THE PERIOD 8/21 THRU 8/27/11	SEP-2011
25,354	Other	PIC GROUP INC				192.25	513100	500016540	GHENT OUTSIDE MAINTENANCE FOR THE PERIOD 8/21 THRU 8/27/11	SEP-2011
25,355	Other	PIC GROUP INC				153.80	512100	500016540	GHENT OUTSIDE MAINTENANCE FOR THE PERIOD 8/21 THRU 8/27/11	SEP-2011
25,356	Other	PIC GROUP INC				133.32	512100	500016540	GHENT OUTSIDE MAINTENANCE FOR THE PERIOD 8/21 THRU 8/27/11	SEP-2011
25,357	Other	PIC GROUP INC				133.32	512100	500016540	GHENT OUTSIDE MAINTENANCE FOR THE PERIOD 8/21 THRU 8/27/11	SEP-2011
25,358	Other	PIC GROUP INC				115.35	512100	500016540	GHENT OUTSIDE MAINTENANCE FOR THE PERIOD 8/21 THRU 8/27/11	SEP-2011
25,359	Other	PIC GROUP INC				115.35	512100	500016540	GHENT OUTSIDE MAINTENANCE FOR THE PERIOD 8/21 THRU 8/27/11	SEP-2011
25,360	Other	PIC GROUP INC				83.33	512100	500016540	GHENT OUTSIDE MAINTENANCE FOR THE PERIOD 8/21 THRU 8/27/11	SEP-2011
25,361	Other	PIC GROUP INC				76.90	512017	500016540	GHENT OUTSIDE MAINTENANCE FOR THE PERIOD 8/21 THRU 8/27/11	SEP-2011
25,362	Other	PIC GROUP INC				76.90	513100	500016540	GHENT OUTSIDE MAINTENANCE FOR THE PERIOD 8/21 THRU 8/27/11	SEP-2011
25,363	Other	PIC GROUP INC				76.90	513100	500016540	GHENT OUTSIDE MAINTENANCE FOR THE PERIOD 8/21 THRU 8/27/11	SEP-2011
25,364	Other	PIC GROUP INC				66.66	512100	500016540	GHENT OUTSIDE MAINTENANCE FOR THE PERIOD 8/21 THRU 8/27/11	SEP-2011
25,365	Other	PIC GROUP INC				66.66	512100	500016540	GHENT OUTSIDE MAINTENANCE FOR THE PERIOD 8/21 THRU 8/27/11	SEP-2011
25,366	Other	PIC GROUP INC				66.66	512100	500016540	GHENT OUTSIDE MAINTENANCE FOR THE PERIOD 8/21 THRU 8/27/11	SEP-2011
25,367	Other	PIC GROUP INC				66.66	514100	500016540	GHENT OUTSIDE MAINTENANCE FOR THE PERIOD 8/21 THRU 8/27/11	SEP-2011
25,368	Other	PIC GROUP INC				66.66	514100	500016540	GHENT OUTSIDE MAINTENANCE FOR THE PERIOD 8/21 THRU 8/27/11	SEP-2011
25,369	Other	PIC GROUP INC				66.66	514100	500016540	GHENT OUTSIDE MAINTENANCE FOR THE PERIOD 8/21 THRU 8/27/11	SEP-2011
25,370	Other	PIC GROUP INC				66.64	512005	500016540	GHENT OUTSIDE MAINTENANCE FOR THE PERIOD 8/21 THRU 8/27/11	SEP-2011
25,371	Other	PIC GROUP INC				33.33	512005	500016540	GHENT OUTSIDE MAINTENANCE FOR THE PERIOD 8/21 THRU 8/27/11	SEP-2011
25,372	Other	PIC GROUP INC				33.33	512017	500016540	GHENT OUTSIDE MAINTENANCE FOR THE PERIOD 8/21 THRU 8/27/11	SEP-2011
25,373	Other	PIC GROUP INC				33.33	512100	500016540	GHENT OUTSIDE MAINTENANCE FOR THE PERIOD 8/21 THRU 8/27/11	SEP-2011
25,374	Other	PIC GROUP INC				33.33	512100	500016540	GHENT OUTSIDE MAINTENANCE FOR THE PERIOD 8/21 THRU 8/27/11	SEP-2011
25,375	Other	PIC GROUP INC				33.33	512100	500016540	GHENT OUTSIDE MAINTENANCE FOR THE PERIOD 8/21 THRU 8/27/11	SEP-2011
25,376	Other	PIC GROUP INC				33.33	512100	500016540	GHENT OUTSIDE MAINTENANCE FOR THE PERIOD 8/21 THRU 8/27/11	SEP-2011
25,377	Other	PIC GROUP INC				33.33	512100	500016540	GHENT OUTSIDE MAINTENANCE FOR THE PERIOD 8/21 THRU 8/27/11	SEP-2011
25,378	Other	PIC GROUP INC				33.33	512100	500016540	GHENT OUTSIDE MAINTENANCE FOR THE PERIOD 8/21 THRU 8/27/11	SEP-2011
25,379	Other	PIC GROUP INC				33.33	512100	500016540	GHENT OUTSIDE MAINTENANCE FOR THE PERIOD 8/21 THRU 8/27/11	SEP-2011
25,380	Other	PIC GROUP INC				33.33	512100	500016540	GHENT OUTSIDE MAINTENANCE FOR THE PERIOD 8/21 THRU 8/27/11	SEP-2011
25,381	Other	PIC GROUP INC				33.33	513100	500016540	GHENT OUTSIDE MAINTENANCE FOR THE PERIOD 8/21 THRU 8/27/11	SEP-2011
25,382	Other	PIC GROUP INC				33.33	514100	500016540	GHENT OUTSIDE MAINTENANCE FOR THE PERIOD 8/21 THRU 8/27/11	SEP-2011
25,383	Other	PIC GROUP INC				16.67	512100	500016540	GHENT OUTSIDE MAINTENANCE FOR THE PERIOD 8/21 THRU 8/27/11	SEP-2011
25,384	Other	PIC GROUP INC				16.67	512100	500016540	GHENT OUTSIDE MAINTENANCE FOR THE PERIOD 8/21 THRU 8/27/11	SEP-2011
25,385	Other	PIC GROUP INC				16.67	514100	500016540	GHENT OUTSIDE MAINTENANCE FOR THE PERIOD 8/21 THRU 8/27/11	SEP-2011
25,386	Other	PIC GROUP INC				3,998.85	512100	500016541	PAYMENT OF INVOICE #500016541--GHENT MILLWRIGHTS (BASE CREW) FOR THE PERIOD 8/21 THRU 8/27/11	SEP-2011
25,387	Other	PIC GROUP INC				3,913.76	513100	500016541	PAYMENT OF INVOICE #500016541--GHENT MILLWRIGHTS (BASE CREW) FOR THE PERIOD 8/21 THRU 8/27/11	SEP-2011
25,388	Other	PIC GROUP INC				977.92	512100	500016541	PAYMENT OF INVOICE #500016541--GHENT MILLWRIGHTS (BASE CREW) FOR THE PERIOD 8/21 THRU 8/27/11	SEP-2011
25,389	Other	PIC GROUP INC				856.46	512100	500016541	PAYMENT OF INVOICE #500016541--GHENT MILLWRIGHTS (BASE CREW) FOR THE PERIOD 8/21 THRU 8/27/11	SEP-2011
25,390	Other	PIC GROUP INC				427.36	512100	500016541	PAYMENT OF INVOICE #500016541--GHENT MILLWRIGHTS (BASE CREW) FOR THE PERIOD 8/21 THRU 8/27/11	SEP-2011

KENTUCKY UTILITIES COMPANY
Case No. 2012- 00221
Analysis of Professional Services Expenses For the Test Year

(A)	(B)	(C)	(D)	(E)	(F)	(G)	(H)	(I)		
Line No.	Type	Vendor	Rate Case	Audit	Other	Total	Account	Invoice	Description	Period
25,391	Other	PIC GROUP INC				210.22	512100	500016541	PAYMENT OF INVOICE #500016541--GHENT MILLWRIGHTS (BASE CREW) FOR THE PERIOD 8/21 THRU 8/27/11	SEP-2011
25,392	Other	PIC GROUP INC				1,161.00	513100	500016545	PAYMENT OF INVOICE #500016545--GHENT MILLWRIGHTS (AUX CREW) FOR THE PERIOD 8/21 THRU 8/27/11	SEP-2011
25,393	Other	PIC GROUP INC				309.60	512100	500016545	PAYMENT OF INVOICE #500016545--GHENT MILLWRIGHTS (AUX CREW) FOR THE PERIOD 8/21 THRU 8/27/11	SEP-2011
25,394	Other	PIC GROUP INC				77.40	512100	500016545	PAYMENT OF INVOICE #500016545--GHENT MILLWRIGHTS (AUX CREW) FOR THE PERIOD 8/21 THRU 8/27/11	SEP-2011
25,395	Other	PIC GROUP INC				1,442.12	511100	500016583	MAINTENANCE 08/29 - 09/03/11	SEP-2011
25,396	Other	PIC GROUP INC				894.90	513100	500016583	MAINTENANCE 08/29 - 09/03/11	SEP-2011
25,397	Other	PIC GROUP INC				482.16	511100	500016583	MAINTENANCE 08/29 - 09/03/11	SEP-2011
25,398	Other	PIC GROUP INC				425.43	512100	500016583	MAINTENANCE 08/29 - 09/03/11	SEP-2011
25,399	Other	PIC GROUP INC				399.96	512005	500016583	MAINTENANCE 08/29 - 09/03/11	SEP-2011
25,400	Other	PIC GROUP INC				306.82	512100	500016583	MAINTENANCE 08/29 - 09/03/11	SEP-2011
25,401	Other	PIC GROUP INC				266.64	512017	500016583	MAINTENANCE 08/29 - 09/03/11	SEP-2011
25,402	Other	PIC GROUP INC				266.64	512100	500016583	MAINTENANCE 08/29 - 09/03/11	SEP-2011
25,403	Other	PIC GROUP INC				266.64	512100	500016583	MAINTENANCE 08/29 - 09/03/11	SEP-2011
25,404	Other	PIC GROUP INC				266.64	554100	500016583	MAINTENANCE 08/29 - 09/03/11	SEP-2011
25,405	Other	PIC GROUP INC				247.28	512017	500016583	MAINTENANCE 08/29 - 09/03/11	SEP-2011
25,406	Other	PIC GROUP INC				199.98	513100	500016583	MAINTENANCE 08/29 - 09/03/11	SEP-2011
25,407	Other	PIC GROUP INC				180.62	512017	500016583	MAINTENANCE 08/29 - 09/03/11	SEP-2011
25,408	Other	PIC GROUP INC				160.72	512100	500016583	MAINTENANCE 08/29 - 09/03/11	SEP-2011
25,409	Other	PIC GROUP INC				133.32	512017	500016583	MAINTENANCE 08/29 - 09/03/11	SEP-2011
25,410	Other	PIC GROUP INC				133.32	512100	500016583	MAINTENANCE 08/29 - 09/03/11	SEP-2011
25,411	Other	PIC GROUP INC				133.32	512100	500016583	MAINTENANCE 08/29 - 09/03/11	SEP-2011
25,412	Other	PIC GROUP INC				133.32	512100	500016583	MAINTENANCE 08/29 - 09/03/11	SEP-2011
25,413	Other	PIC GROUP INC				133.32	512100	500016583	MAINTENANCE 08/29 - 09/03/11	SEP-2011
25,414	Other	PIC GROUP INC				123.64	511100	500016583	MAINTENANCE 08/29 - 09/03/11	SEP-2011
25,415	Other	PIC GROUP INC				116.66	512017	500016583	MAINTENANCE 08/29 - 09/03/11	SEP-2011
25,416	Other	PIC GROUP INC				99.99	513100	500016583	MAINTENANCE 08/29 - 09/03/11	SEP-2011
25,417	Other	PIC GROUP INC				80.36	512017	500016583	MAINTENANCE 08/29 - 09/03/11	SEP-2011
25,418	Other	PIC GROUP INC				80.36	512100	500016583	MAINTENANCE 08/29 - 09/03/11	SEP-2011
25,419	Other	PIC GROUP INC				66.66	511100	500016583	MAINTENANCE 08/29 - 09/03/11	SEP-2011
25,420	Other	PIC GROUP INC				66.66	511100	500016583	MAINTENANCE 08/29 - 09/03/11	SEP-2011
25,421	Other	PIC GROUP INC				66.66	512017	500016583	MAINTENANCE 08/29 - 09/03/11	SEP-2011
25,422	Other	PIC GROUP INC				66.66	512100	500016583	MAINTENANCE 08/29 - 09/03/11	SEP-2011
25,423	Other	PIC GROUP INC				66.66	512100	500016583	MAINTENANCE 08/29 - 09/03/11	SEP-2011
25,424	Other	PIC GROUP INC				40.18	512005	500016583	MAINTENANCE 08/29 - 09/03/11	SEP-2011
25,425	Other	PIC GROUP INC				33.33	511100	500016583	MAINTENANCE 08/29 - 09/03/11	SEP-2011
25,426	Other	PIC GROUP INC				33.33	511100	500016583	MAINTENANCE 08/29 - 09/03/11	SEP-2011
25,427	Other	PIC GROUP INC				33.33	511100	500016583	MAINTENANCE 08/29 - 09/03/11	SEP-2011
25,428	Other	PIC GROUP INC				33.33	512005	500016583	MAINTENANCE 08/29 - 09/03/11	SEP-2011
25,429	Other	PIC GROUP INC				33.33	512011	500016583	MAINTENANCE 08/29 - 09/03/11	SEP-2011
25,430	Other	PIC GROUP INC				33.33	512011	500016583	MAINTENANCE 08/29 - 09/03/11	SEP-2011
25,431	Other	PIC GROUP INC				33.33	512100	500016583	MAINTENANCE 08/29 - 09/03/11	SEP-2011
25,432	Other	PIC GROUP INC				33.33	512100	500016583	MAINTENANCE 08/29 - 09/03/11	SEP-2011
25,433	Other	PIC GROUP INC				33.33	513100	500016583	MAINTENANCE 08/29 - 09/03/11	SEP-2011
25,434	Other	PIC GROUP INC				2,116.46	512017	500016584	GHENT INSIDE MAINTENANCE FOR THE PERIOD 8/28 THRU 9/3/11	SEP-2011
25,435	Other	PIC GROUP INC				883.96	511100	500016584	GHENT INSIDE MAINTENANCE FOR THE PERIOD 8/28 THRU 9/3/11	SEP-2011
25,436	Other	PIC GROUP INC				733.26	512100	500016584	GHENT INSIDE MAINTENANCE FOR THE PERIOD 8/28 THRU 9/3/11	SEP-2011
25,437	Other	PIC GROUP INC				533.28	512017	500016584	GHENT INSIDE MAINTENANCE FOR THE PERIOD 8/28 THRU 9/3/11	SEP-2011
25,438	Other	PIC GROUP INC				401.80	512100	500016584	GHENT INSIDE MAINTENANCE FOR THE PERIOD 8/28 THRU 9/3/11	SEP-2011
25,439	Other	PIC GROUP INC				333.30	511100	500016584	GHENT INSIDE MAINTENANCE FOR THE PERIOD 8/28 THRU 9/3/11	SEP-2011
25,440	Other	PIC GROUP INC				333.30	511100	500016584	GHENT INSIDE MAINTENANCE FOR THE PERIOD 8/28 THRU 9/3/11	SEP-2011
25,441	Other	PIC GROUP INC				266.64	512017	500016584	GHENT INSIDE MAINTENANCE FOR THE PERIOD 8/28 THRU 9/3/11	SEP-2011
25,442	Other	PIC GROUP INC				266.64	513100	500016584	GHENT INSIDE MAINTENANCE FOR THE PERIOD 8/28 THRU 9/3/11	SEP-2011
25,443	Other	PIC GROUP INC				233.31	512100	500016584	GHENT INSIDE MAINTENANCE FOR THE PERIOD 8/28 THRU 9/3/11	SEP-2011
25,444	Other	PIC GROUP INC				199.98	512017	500016584	GHENT INSIDE MAINTENANCE FOR THE PERIOD 8/28 THRU 9/3/11	SEP-2011
25,445	Other	PIC GROUP INC				66.66	511100	500016584	GHENT INSIDE MAINTENANCE FOR THE PERIOD 8/28 THRU 9/3/11	SEP-2011
25,446	Other	PIC GROUP INC				66.66	512100	500016584	GHENT INSIDE MAINTENANCE FOR THE PERIOD 8/28 THRU 9/3/11	SEP-2011

KENTUCKY UTILITIES COMPANY
Case No. 2012- 00221
Analysis of Professional Services Expenses For the Test Year

(A)	(B)	(C)	(D)	(E)	(F)	(G)	(H)	(I)		
Line No.	Type	Vendor	Rate Case	Audit	Other	Total	Account	Invoice	Description	Period
25,507	Other	PIC GROUP INC				33.33	512100	500016585	GHENT OUTSIDE MAINTENANCE FOR THE PERIOD 8/28 THRU 9/3/11	SEP-2011
25,508	Other	PIC GROUP INC				33.33	512100	500016585	GHENT OUTSIDE MAINTENANCE FOR THE PERIOD 8/28 THRU 9/3/11	SEP-2011
25,509	Other	PIC GROUP INC				33.33	512100	500016585	GHENT OUTSIDE MAINTENANCE FOR THE PERIOD 8/28 THRU 9/3/11	SEP-2011
25,510	Other	PIC GROUP INC				5,331.24	513100	500016586	PAYMENT OF INVOICE #500016586--GHENT BASE CREW FOR THE PERIOD 8/28 THRU 9/3/11	SEP-2011
25,511	Other	PIC GROUP INC				4,250.36	512100	500016586	PAYMENT OF INVOICE #500016586--GHENT BASE CREW FOR THE PERIOD 8/28 THRU 9/3/11	SEP-2011
25,512	Other	PIC GROUP INC				656.48	513100	500016586	PAYMENT OF INVOICE #500016586--GHENT BASE CREW FOR THE PERIOD 8/28 THRU 9/3/11	SEP-2011
25,513	Other	PIC GROUP INC				561.16	512100	500016586	PAYMENT OF INVOICE #500016586--GHENT BASE CREW FOR THE PERIOD 8/28 THRU 9/3/11	SEP-2011
25,514	Other	PIC GROUP INC				454.70	512100	500016586	PAYMENT OF INVOICE #500016586--GHENT BASE CREW FOR THE PERIOD 8/28 THRU 9/3/11	SEP-2011
25,515	Other	PIC GROUP INC				619.20	512100	500016590	PAYMENT OF INVOICE #500016590--GHENT AUXILIARY CREW FOR THE PERIOD 8/28 THRU 9/3/11	SEP-2011
25,516	Other	PIC GROUP INC				619.20	513100	500016590	PAYMENT OF INVOICE #500016590--GHENT AUXILIARY CREW FOR THE PERIOD 8/28 THRU 9/3/11	SEP-2011
25,517	Other	PIC GROUP INC				77.40	512100	500016590	PAYMENT OF INVOICE #500016590--GHENT AUXILIARY CREW FOR THE PERIOD 8/28 THRU 9/3/11	SEP-2011
25,518	Other	PIC GROUP INC				1,741.65	512100	500016658	MAINTENANCE 09/05 - 09/10/11	SEP-2011
25,519	Other	PIC GROUP INC				628.26	512005	500016658	MAINTENANCE 09/05 - 09/10/11	SEP-2011
25,520	Other	PIC GROUP INC				599.94	512100	500016658	MAINTENANCE 09/05 - 09/10/11	SEP-2011
25,521	Other	PIC GROUP INC				361.62	512017	500016658	MAINTENANCE 09/05 - 09/10/11	SEP-2011
25,522	Other	PIC GROUP INC				333.30	512100	500016658	MAINTENANCE 09/05 - 09/10/11	SEP-2011
25,523	Other	PIC GROUP INC				266.64	512100	500016658	MAINTENANCE 09/05 - 09/10/11	SEP-2011
25,524	Other	PIC GROUP INC				266.64	512100	500016658	MAINTENANCE 09/05 - 09/10/11	SEP-2011
25,525	Other	PIC GROUP INC				241.08	512005	500016658	MAINTENANCE 09/05 - 09/10/11	SEP-2011
25,526	Other	PIC GROUP INC				199.98	512100	500016658	MAINTENANCE 09/05 - 09/10/11	SEP-2011
25,527	Other	PIC GROUP INC				199.98	512100	500016658	MAINTENANCE 09/05 - 09/10/11	SEP-2011
25,528	Other	PIC GROUP INC				199.98	512100	500016658	MAINTENANCE 09/05 - 09/10/11	SEP-2011
25,529	Other	PIC GROUP INC				133.32	511100	500016658	MAINTENANCE 09/05 - 09/10/11	SEP-2011
25,530	Other	PIC GROUP INC				133.32	512017	500016658	MAINTENANCE 09/05 - 09/10/11	SEP-2011
25,531	Other	PIC GROUP INC				120.54	512005	500016658	MAINTENANCE 09/05 - 09/10/11	SEP-2011
25,532	Other	PIC GROUP INC				66.66	512100	500016658	MAINTENANCE 09/05 - 09/10/11	SEP-2011
25,533	Other	PIC GROUP INC				1,799.82	512017	500016659	GHENT INSIDE MAINTENANCE FOR THE PERIOD 9/4 THRU 9/10/11	SEP-2011
25,534	Other	PIC GROUP INC				964.32	511100	500016659	GHENT INSIDE MAINTENANCE FOR THE PERIOD 9/4 THRU 9/10/11	SEP-2011
25,535	Other	PIC GROUP INC				850.86	512100	500016659	GHENT INSIDE MAINTENANCE FOR THE PERIOD 9/4 THRU 9/10/11	SEP-2011
25,536	Other	PIC GROUP INC				499.95	512100	500016659	GHENT INSIDE MAINTENANCE FOR THE PERIOD 9/4 THRU 9/10/11	SEP-2011
25,537	Other	PIC GROUP INC				416.94	512100	500016659	GHENT INSIDE MAINTENANCE FOR THE PERIOD 9/4 THRU 9/10/11	SEP-2011
25,538	Other	PIC GROUP INC				266.64	511100	500016659	GHENT INSIDE MAINTENANCE FOR THE PERIOD 9/4 THRU 9/10/11	SEP-2011
25,539	Other	PIC GROUP INC				227.86	512100	500016659	GHENT INSIDE MAINTENANCE FOR THE PERIOD 9/4 THRU 9/10/11	SEP-2011
25,540	Other	PIC GROUP INC				227.86	512100	500016659	GHENT INSIDE MAINTENANCE FOR THE PERIOD 9/4 THRU 9/10/11	SEP-2011
25,541	Other	PIC GROUP INC				213.68	512100	500016659	GHENT INSIDE MAINTENANCE FOR THE PERIOD 9/4 THRU 9/10/11	SEP-2011
25,542	Other	PIC GROUP INC				194.32	512100	500016659	GHENT INSIDE MAINTENANCE FOR THE PERIOD 9/4 THRU 9/10/11	SEP-2011
25,543	Other	PIC GROUP INC				189.08	512100	500016659	GHENT INSIDE MAINTENANCE FOR THE PERIOD 9/4 THRU 9/10/11	SEP-2011
25,544	Other	PIC GROUP INC				189.08	512100	500016659	GHENT INSIDE MAINTENANCE FOR THE PERIOD 9/4 THRU 9/10/11	SEP-2011
25,545	Other	PIC GROUP INC				166.65	512100	500016659	GHENT INSIDE MAINTENANCE FOR THE PERIOD 9/4 THRU 9/10/11	SEP-2011
25,546	Other	PIC GROUP INC				160.72	512100	500016659	GHENT INSIDE MAINTENANCE FOR THE PERIOD 9/4 THRU 9/10/11	SEP-2011
25,547	Other	PIC GROUP INC				133.32	512100	500016659	GHENT INSIDE MAINTENANCE FOR THE PERIOD 9/4 THRU 9/10/11	SEP-2011
25,548	Other	PIC GROUP INC				127.87	512100	500016659	GHENT INSIDE MAINTENANCE FOR THE PERIOD 9/4 THRU 9/10/11	SEP-2011
25,549	Other	PIC GROUP INC				99.99	512017	500016659	GHENT INSIDE MAINTENANCE FOR THE PERIOD 9/4 THRU 9/10/11	SEP-2011
25,550	Other	PIC GROUP INC				94.54	512100	500016659	GHENT INSIDE MAINTENANCE FOR THE PERIOD 9/4 THRU 9/10/11	SEP-2011
25,551	Other	PIC GROUP INC				94.54	513100	500016659	GHENT INSIDE MAINTENANCE FOR THE PERIOD 9/4 THRU 9/10/11	SEP-2011
25,552	Other	PIC GROUP INC				83.33	512017	500016659	GHENT INSIDE MAINTENANCE FOR THE PERIOD 9/4 THRU 9/10/11	SEP-2011
25,553	Other	PIC GROUP INC				83.33	512017	500016659	GHENT INSIDE MAINTENANCE FOR THE PERIOD 9/4 THRU 9/10/11	SEP-2011
25,554	Other	PIC GROUP INC				83.33	512017	500016659	GHENT INSIDE MAINTENANCE FOR THE PERIOD 9/4 THRU 9/10/11	SEP-2011
25,555	Other	PIC GROUP INC				66.66	512011	500016659	GHENT INSIDE MAINTENANCE FOR THE PERIOD 9/4 THRU 9/10/11	SEP-2011
25,556	Other	PIC GROUP INC				66.66	512100	500016659	GHENT INSIDE MAINTENANCE FOR THE PERIOD 9/4 THRU 9/10/11	SEP-2011
25,557	Other	PIC GROUP INC				66.66	512100	500016659	GHENT INSIDE MAINTENANCE FOR THE PERIOD 9/4 THRU 9/10/11	SEP-2011
25,558	Other	PIC GROUP INC				66.66	512100	500016659	GHENT INSIDE MAINTENANCE FOR THE PERIOD 9/4 THRU 9/10/11	SEP-2011

KENTUCKY UTILITIES COMPANY
Case No. 2012- 00221
Analysis of Professional Services Expenses For the Test Year

(A)	(B)	(C)	(D)	(E)	(F)	(G)	(H)	(I)		
Line No.	Type	Vendor	Rate Case	Audit	Other	Total	Account	Invoice	Description	Period
25,619	Other	PIC GROUP INC				47.27	512100	500016660	GHENT OUTSIDE MAINTENANCE FOR THE PERIOD 9/4 THRU 9/10/11	SEP-2011
25,620	Other	PIC GROUP INC				33.33	512017	500016660	GHENT OUTSIDE MAINTENANCE FOR THE PERIOD 9/4 THRU 9/10/11	SEP-2011
25,621	Other	PIC GROUP INC				33.33	512100	500016660	GHENT OUTSIDE MAINTENANCE FOR THE PERIOD 9/4 THRU 9/10/11	SEP-2011
25,622	Other	PIC GROUP INC				33.33	512100	500016660	GHENT OUTSIDE MAINTENANCE FOR THE PERIOD 9/4 THRU 9/10/11	SEP-2011
25,623	Other	PIC GROUP INC				33.33	514100	500016660	GHENT OUTSIDE MAINTENANCE FOR THE PERIOD 9/4 THRU 9/10/11	SEP-2011
25,624	Other	PIC GROUP INC				33.33	514100	500016660	GHENT OUTSIDE MAINTENANCE FOR THE PERIOD 9/4 THRU 9/10/11	SEP-2011
25,625	Other	PIC GROUP INC				3,276.98	513100	500016661	PAYMENT OF INVOICE #500016661--GHENT MILLWRIGHTS (BASE CREW) FOR THE PERIOD 9/4 THRU 9/10/11	SEP-2011
25,626	Other	PIC GROUP INC				1,956.02	512100	500016661	PAYMENT OF INVOICE #500016661--GHENT MILLWRIGHTS (BASE CREW) FOR THE PERIOD 9/4 THRU 9/10/11	SEP-2011
25,627	Other	PIC GROUP INC				1,691.97	513100	500016661	PAYMENT OF INVOICE #500016661--GHENT MILLWRIGHTS (BASE CREW) FOR THE PERIOD 9/4 THRU 9/10/11	SEP-2011
25,628	Other	PIC GROUP INC				836.42	512100	500016661	PAYMENT OF INVOICE #500016661--GHENT MILLWRIGHTS (BASE CREW) FOR THE PERIOD 9/4 THRU 9/10/11	SEP-2011
25,629	Other	PIC GROUP INC				661.17	512100	500016661	PAYMENT OF INVOICE #500016661--GHENT MILLWRIGHTS (BASE CREW) FOR THE PERIOD 9/4 THRU 9/10/11	SEP-2011
25,630	Other	PIC GROUP INC				461.56	512100	500016661	PAYMENT OF INVOICE #500016661--GHENT MILLWRIGHTS (BASE CREW) FOR THE PERIOD 9/4 THRU 9/10/11	SEP-2011
25,631	Other	PIC GROUP INC				369.38	512100	500016661	PAYMENT OF INVOICE #500016661--GHENT MILLWRIGHTS (BASE CREW) FOR THE PERIOD 9/4 THRU 9/10/11	SEP-2011
25,632	Other	PIC GROUP INC				367.55	512100	500016661	PAYMENT OF INVOICE #500016661--GHENT MILLWRIGHTS (BASE CREW) FOR THE PERIOD 9/4 THRU 9/10/11	SEP-2011
25,633	Other	PIC GROUP INC				287.12	512100	500016661	PAYMENT OF INVOICE #500016661--GHENT MILLWRIGHTS (BASE CREW) FOR THE PERIOD 9/4 THRU 9/10/11	SEP-2011
25,634	Other	PIC GROUP INC				276.98	512100	500016661	PAYMENT OF INVOICE #500016661--GHENT MILLWRIGHTS (BASE CREW) FOR THE PERIOD 9/4 THRU 9/10/11	SEP-2011
25,635	Other	PIC GROUP INC				266.64	512100	500016661	PAYMENT OF INVOICE #500016661--GHENT MILLWRIGHTS (BASE CREW) FOR THE PERIOD 9/4 THRU 9/10/11	SEP-2011
25,636	Other	PIC GROUP INC				253.79	512100	500016661	PAYMENT OF INVOICE #500016661--GHENT MILLWRIGHTS (BASE CREW) FOR THE PERIOD 9/4 THRU 9/10/11	SEP-2011
25,637	Other	PIC GROUP INC				244.48	512100	500016661	PAYMENT OF INVOICE #500016661--GHENT MILLWRIGHTS (BASE CREW) FOR THE PERIOD 9/4 THRU 9/10/11	SEP-2011
25,638	Other	PIC GROUP INC				189.08	512100	500016661	PAYMENT OF INVOICE #500016661--GHENT MILLWRIGHTS (BASE CREW) FOR THE PERIOD 9/4 THRU 9/10/11	SEP-2011
25,639	Other	PIC GROUP INC				189.08	512100	500016661	PAYMENT OF INVOICE #500016661--GHENT MILLWRIGHTS (BASE CREW) FOR THE PERIOD 9/4 THRU 9/10/11	SEP-2011
25,640	Other	PIC GROUP INC				164.12	512100	500016661	PAYMENT OF INVOICE #500016661--GHENT MILLWRIGHTS (BASE CREW) FOR THE PERIOD 9/4 THRU 9/10/11	SEP-2011
25,641	Other	PIC GROUP INC				309.60	512100	500016665	PAYMENT OF INVOICE #500016665--GHENT MILLWRIGHT (AUX. WORK) FOR THE PERIOD 9/4 THRU 9/10/11	SEP-2011
25,642	Other	PIC GROUP INC				309.60	512100	500016665	PAYMENT OF INVOICE #500016665--GHENT MILLWRIGHT (AUX. WORK) FOR THE PERIOD 9/4 THRU 9/10/11	SEP-2011
25,643	Other	PIC GROUP INC				309.60	512100	500016665	PAYMENT OF INVOICE #500016665--GHENT MILLWRIGHT (AUX. WORK) FOR THE PERIOD 9/4 THRU 9/10/11	SEP-2011
25,644	Other	PIC GROUP INC				309.60	513100	500016665	PAYMENT OF INVOICE #500016665--GHENT MILLWRIGHT (AUX. WORK) FOR THE PERIOD 9/4 THRU 9/10/11	SEP-2011
25,645	Other	PIC GROUP INC				154.80	512100	500016665	PAYMENT OF INVOICE #500016665--GHENT MILLWRIGHT (AUX. WORK) FOR THE PERIOD 9/4 THRU 9/10/11	SEP-2011
25,646	Other	PIC GROUP INC				154.80	512100	500016665	PAYMENT OF INVOICE #500016665--GHENT MILLWRIGHT (AUX. WORK) FOR THE PERIOD 9/4 THRU 9/10/11	SEP-2011
25,647	Other	PIC GROUP INC				1,428.18	511100	500016789	RESIDENTIAL MAINT 09/12 - 09/17/11	OCT-2011
25,648	Other	PIC GROUP INC				761.58	512017	500016789	RESIDENTIAL MAINT 09/12 - 09/17/11	OCT-2011
25,649	Other	PIC GROUP INC				666.60	512100	500016789	RESIDENTIAL MAINT 09/12 - 09/17/11	OCT-2011
25,650	Other	PIC GROUP INC				614.52	512100	500016789	RESIDENTIAL MAINT 09/12 - 09/17/11	OCT-2011
25,651	Other	PIC GROUP INC				533.28	512100	500016789	RESIDENTIAL MAINT 09/12 - 09/17/11	OCT-2011
25,652	Other	PIC GROUP INC				425.43	512100	500016789	RESIDENTIAL MAINT 09/12 - 09/17/11	OCT-2011
25,653	Other	PIC GROUP INC				266.64	512100	500016789	RESIDENTIAL MAINT 09/12 - 09/17/11	OCT-2011
25,654	Other	PIC GROUP INC				266.64	512100	500016789	RESIDENTIAL MAINT 09/12 - 09/17/11	OCT-2011
25,655	Other	PIC GROUP INC				237.60	512100	500016789	RESIDENTIAL MAINT 09/12 - 09/17/11	OCT-2011
25,656	Other	PIC GROUP INC				220.53	512100	500016789	RESIDENTIAL MAINT 09/12 - 09/17/11	OCT-2011

KENTUCKY UTILITIES COMPANY
Case No. 2012- 00221
Analysis of Professional Services Expenses For the Test Year

(A)	(B)	(C)	(D)	(E)	(F)	(G)	(H)	(I)		
Line No.	Type	Vendor	Rate Case	Audit	Other	Total	Account	Invoice	Description	Period
25,657	Other	PIC GROUP INC				199.98	512100	500016789	RESIDENTIAL MAINT 09/12 - 09/17/11	OCT-2011
25,658	Other	PIC GROUP INC				180.62	512100	500016789	RESIDENTIAL MAINT 09/12 - 09/17/11	OCT-2011
25,659	Other	PIC GROUP INC				173.50	511100	500016789	RESIDENTIAL MAINT 09/12 - 09/17/11	OCT-2011
25,660	Other	PIC GROUP INC				160.72	512017	500016789	RESIDENTIAL MAINT 09/12 - 09/17/11	OCT-2011
25,661	Other	PIC GROUP INC				141.81	511100	500016789	RESIDENTIAL MAINT 09/12 - 09/17/11	OCT-2011
25,662	Other	PIC GROUP INC				133.32	512005	500016789	RESIDENTIAL MAINT 09/12 - 09/17/11	OCT-2011
25,663	Other	PIC GROUP INC				133.32	513100	500016789	RESIDENTIAL MAINT 09/12 - 09/17/11	OCT-2011
25,664	Other	PIC GROUP INC				133.32	513100	500016789	RESIDENTIAL MAINT 09/12 - 09/17/11	OCT-2011
25,665	Other	PIC GROUP INC				110.27	512100	500016789	RESIDENTIAL MAINT 09/12 - 09/17/11	OCT-2011
25,666	Other	PIC GROUP INC				110.27	512100	500016789	RESIDENTIAL MAINT 09/12 - 09/17/11	OCT-2011
25,667	Other	PIC GROUP INC				110.27	512100	500016789	RESIDENTIAL MAINT 09/12 - 09/17/11	OCT-2011
25,668	Other	PIC GROUP INC				110.27	512100	500016789	RESIDENTIAL MAINT 09/12 - 09/17/11	OCT-2011
25,669	Other	PIC GROUP INC				99.99	513100	500016789	RESIDENTIAL MAINT 09/12 - 09/17/11	OCT-2011
25,670	Other	PIC GROUP INC				99.96	512005	500016789	RESIDENTIAL MAINT 09/12 - 09/17/11	OCT-2011
25,671	Other	PIC GROUP INC				93.60	512100	500016789	RESIDENTIAL MAINT 09/12 - 09/17/11	OCT-2011
25,672	Other	PIC GROUP INC				93.60	512100	500016789	RESIDENTIAL MAINT 09/12 - 09/17/11	OCT-2011
25,673	Other	PIC GROUP INC				47.27	512100	500016789	RESIDENTIAL MAINT 09/12 - 09/17/11	OCT-2011
25,674	Other	PIC GROUP INC				33.33	513100	500016789	RESIDENTIAL MAINT 09/12 - 09/17/11	OCT-2011
25,675	Other	PIC GROUP INC				33.33	513100	500016789	RESIDENTIAL MAINT 09/12 - 09/17/11	OCT-2011
25,676	Other	PIC GROUP INC				33.33	513100	500016789	RESIDENTIAL MAINT 09/12 - 09/17/11	OCT-2011
25,677	Other	PIC GROUP INC				33.33	513100	500016789	RESIDENTIAL MAINT 09/12 - 09/17/11	OCT-2011
25,678	Other	PIC GROUP INC				33.33	513100	500016789	RESIDENTIAL MAINT 09/12 - 09/17/11	OCT-2011
25,679	Other	PIC GROUP INC				16.67	512100	500016789	RESIDENTIAL MAINT 09/12 - 09/17/11	OCT-2011
25,680	Other	PIC GROUP INC				16.67	512100	500016789	RESIDENTIAL MAINT 09/12 - 09/17/11	OCT-2011
25,681	Other	PIC GROUP INC				2,133.12	512017	500016790	GHENT INSIDE MAINTENANCE FOR THE PERIOD 9/11 THRU 9/17/11	SEP-2011
25,682	Other	PIC GROUP INC				799.92	511100	500016790	GHENT INSIDE MAINTENANCE FOR THE PERIOD 9/11 THRU 9/17/11	SEP-2011
25,683	Other	PIC GROUP INC				733.26	512100	500016790	GHENT INSIDE MAINTENANCE FOR THE PERIOD 9/11 THRU 9/17/11	SEP-2011
25,684	Other	PIC GROUP INC				466.62	512017	500016790	GHENT INSIDE MAINTENANCE FOR THE PERIOD 9/11 THRU 9/17/11	SEP-2011
25,685	Other	PIC GROUP INC				266.64	512017	500016790	GHENT INSIDE MAINTENANCE FOR THE PERIOD 9/11 THRU 9/17/11	SEP-2011
25,686	Other	PIC GROUP INC				266.64	512100	500016790	GHENT INSIDE MAINTENANCE FOR THE PERIOD 9/11 THRU 9/17/11	SEP-2011
25,687	Other	PIC GROUP INC				266.64	513100	500016790	GHENT INSIDE MAINTENANCE FOR THE PERIOD 9/11 THRU 9/17/11	SEP-2011
25,688	Other	PIC GROUP INC				216.65	512100	500016790	GHENT INSIDE MAINTENANCE FOR THE PERIOD 9/11 THRU 9/17/11	SEP-2011
25,689	Other	PIC GROUP INC				199.98	512017	500016790	GHENT INSIDE MAINTENANCE FOR THE PERIOD 9/11 THRU 9/17/11	SEP-2011
25,690	Other	PIC GROUP INC				133.32	512017	500016790	GHENT INSIDE MAINTENANCE FOR THE PERIOD 9/11 THRU 9/17/11	SEP-2011
25,691	Other	PIC GROUP INC				133.32	512017	500016790	GHENT INSIDE MAINTENANCE FOR THE PERIOD 9/11 THRU 9/17/11	SEP-2011
25,692	Other	PIC GROUP INC				133.32	512017	500016790	GHENT INSIDE MAINTENANCE FOR THE PERIOD 9/11 THRU 9/17/11	SEP-2011
25,693	Other	PIC GROUP INC				94.54	512100	500016790	GHENT INSIDE MAINTENANCE FOR THE PERIOD 9/11 THRU 9/17/11	SEP-2011
25,694	Other	PIC GROUP INC				70.88	512100	500016790	GHENT INSIDE MAINTENANCE FOR THE PERIOD 9/11 THRU 9/17/11	SEP-2011
25,695	Other	PIC GROUP INC				66.66	512100	500016790	GHENT INSIDE MAINTENANCE FOR THE PERIOD 9/11 THRU 9/17/11	SEP-2011
25,696	Other	PIC GROUP INC				47.27	511100	500016790	GHENT INSIDE MAINTENANCE FOR THE PERIOD 9/11 THRU 9/17/11	SEP-2011
25,697	Other	PIC GROUP INC				47.27	513100	500016790	GHENT INSIDE MAINTENANCE FOR THE PERIOD 9/11 THRU 9/17/11	SEP-2011
25,698	Other	PIC GROUP INC				23.64	512017	500016790	GHENT INSIDE MAINTENANCE FOR THE PERIOD 9/11 THRU 9/17/11	SEP-2011
25,699	Other	PIC GROUP INC				23.64	512017	500016790	GHENT INSIDE MAINTENANCE FOR THE PERIOD 9/11 THRU 9/17/11	SEP-2011
25,700	Other	PIC GROUP INC				23.64	513100	500016790	GHENT INSIDE MAINTENANCE FOR THE PERIOD 9/11 THRU 9/17/11	SEP-2011
25,701	Other	PIC GROUP INC				23.64	513100	500016790	GHENT INSIDE MAINTENANCE FOR THE PERIOD 9/11 THRU 9/17/11	SEP-2011
25,702	Other	PIC GROUP INC				23.64	513100	500016790	GHENT INSIDE MAINTENANCE FOR THE PERIOD 9/11 THRU 9/17/11	SEP-2011
25,703	Other	PIC GROUP INC				1,904.11	512100	500016791	GHENT OUTSIDE MAINTENANCE FOR THE PERIOD 9/11 THRU 9/17/11	SEP-2011
25,704	Other	PIC GROUP INC				1,384.20	512100	500016791	GHENT OUTSIDE MAINTENANCE FOR THE PERIOD 9/11 THRU 9/17/11	SEP-2011
25,705	Other	PIC GROUP INC				1,022.96	511100	500016791	GHENT OUTSIDE MAINTENANCE FOR THE PERIOD 9/11 THRU 9/17/11	SEP-2011
25,706	Other	PIC GROUP INC				799.92	512100	500016791	GHENT OUTSIDE MAINTENANCE FOR THE PERIOD 9/11 THRU 9/17/11	SEP-2011
25,707	Other	PIC GROUP INC				766.59	512100	500016791	GHENT OUTSIDE MAINTENANCE FOR THE PERIOD 9/11 THRU 9/17/11	SEP-2011
25,708	Other	PIC GROUP INC				756.32	512100	500016791	GHENT OUTSIDE MAINTENANCE FOR THE PERIOD 9/11 THRU 9/17/11	SEP-2011
25,709	Other	PIC GROUP INC				654.24	512100	500016791	GHENT OUTSIDE MAINTENANCE FOR THE PERIOD 9/11 THRU 9/17/11	SEP-2011
25,710	Other	PIC GROUP INC				589.96	512100	500016791	GHENT OUTSIDE MAINTENANCE FOR THE PERIOD 9/11 THRU 9/17/11	SEP-2011
25,711	Other	PIC GROUP INC				466.62	511100	500016791	GHENT OUTSIDE MAINTENANCE FOR THE PERIOD 9/11 THRU 9/17/11	SEP-2011
25,712	Other	PIC GROUP INC				466.62	512100	500016791	GHENT OUTSIDE MAINTENANCE FOR THE PERIOD 9/11 THRU 9/17/11	SEP-2011
25,713	Other	PIC GROUP INC				399.96	512100	500016791	GHENT OUTSIDE MAINTENANCE FOR THE PERIOD 9/11 THRU 9/17/11	SEP-2011
25,714	Other	PIC GROUP INC				399.96	512100	500016791	GHENT OUTSIDE MAINTENANCE FOR THE PERIOD 9/11 THRU 9/17/11	SEP-2011
25,715	Other	PIC GROUP INC				378.16	512100	500016791	GHENT OUTSIDE MAINTENANCE FOR THE PERIOD 9/11 THRU 9/17/11	SEP-2011
25,716	Other	PIC GROUP INC				366.63	512100	500016791	GHENT OUTSIDE MAINTENANCE FOR THE PERIOD 9/11 THRU 9/17/11	SEP-2011

KENTUCKY UTILITIES COMPANY
Case No. 2012- 00221
Analysis of Professional Services Expenses For the Test Year

(A)	(B)	(C)	(D)	(E)	(F)	(G)	(H)	(I)		
Line No.	Type	Vendor	Rate Case	Audit	Other	Total	Account	Invoice	Description	Period
25,717	Other	PIC GROUP INC				333.30	512100	500016791	GHENT OUTSIDE MAINTENANCE FOR THE PERIOD 9/11 THRU 9/17/11	SEP-2011
25,718	Other	PIC GROUP INC				212.72	512100	500016791	GHENT OUTSIDE MAINTENANCE FOR THE PERIOD 9/11 THRU 9/17/11	SEP-2011
25,719	Other	PIC GROUP INC				94.54	512100	500016791	GHENT OUTSIDE MAINTENANCE FOR THE PERIOD 9/11 THRU 9/17/11	SEP-2011
25,720	Other	PIC GROUP INC				66.66	512100	500016791	GHENT OUTSIDE MAINTENANCE FOR THE PERIOD 9/11 THRU 9/17/11	SEP-2011
25,721	Other	PIC GROUP INC				66.66	512100	500016791	GHENT OUTSIDE MAINTENANCE FOR THE PERIOD 9/11 THRU 9/17/11	SEP-2011
25,722	Other	PIC GROUP INC				66.66	512100	500016791	GHENT OUTSIDE MAINTENANCE FOR THE PERIOD 9/11 THRU 9/17/11	SEP-2011
25,723	Other	PIC GROUP INC				66.66	512100	500016791	GHENT OUTSIDE MAINTENANCE FOR THE PERIOD 9/11 THRU 9/17/11	SEP-2011
25,724	Other	PIC GROUP INC				66.66	512100	500016791	GHENT OUTSIDE MAINTENANCE FOR THE PERIOD 9/11 THRU 9/17/11	SEP-2011
25,725	Other	PIC GROUP INC				66.66	512100	500016791	GHENT OUTSIDE MAINTENANCE FOR THE PERIOD 9/11 THRU 9/17/11	SEP-2011
25,726	Other	PIC GROUP INC				33.33	512100	500016791	GHENT OUTSIDE MAINTENANCE FOR THE PERIOD 9/11 THRU 9/17/11	SEP-2011
25,727	Other	PIC GROUP INC				33.33	512100	500016791	GHENT OUTSIDE MAINTENANCE FOR THE PERIOD 9/11 THRU 9/17/11	SEP-2011
25,728	Other	PIC GROUP INC				33.33	513100	500016791	GHENT OUTSIDE MAINTENANCE FOR THE PERIOD 9/11 THRU 9/17/11	SEP-2011
25,729	Other	PIC GROUP INC				33.33	514100	500016791	GHENT OUTSIDE MAINTENANCE FOR THE PERIOD 9/11 THRU 9/17/11	SEP-2011
25,730	Other	PIC GROUP INC				7,685.81	513100	500016792	PAYMENT OF INVOICE #500016792--GHENT MILLWRIGHTS (BASE CREW) FOR THE PERIOD 9/11 THRU 9/17/11	SEP-2011
25,731	Other	PIC GROUP INC				6,534.18	512100	500016792	PAYMENT OF INVOICE #500016792--GHENT MILLWRIGHTS (BASE CREW) FOR THE PERIOD 9/11 THRU 9/17/11	SEP-2011
25,732	Other	PIC GROUP INC				1,205.10	512100	500016792	PAYMENT OF INVOICE #500016792--GHENT MILLWRIGHTS (BASE CREW) FOR THE PERIOD 9/11 THRU 9/17/11	SEP-2011
25,733	Other	PIC GROUP INC				777.02	513100	500016792	PAYMENT OF INVOICE #500016792--GHENT MILLWRIGHTS (BASE CREW) FOR THE PERIOD 9/11 THRU 9/17/11	SEP-2011
25,734	Other	PIC GROUP INC				410.32	512100	500016792	PAYMENT OF INVOICE #500016792--GHENT MILLWRIGHTS (BASE CREW) FOR THE PERIOD 9/11 THRU 9/17/11	SEP-2011
25,735	Other	PIC GROUP INC				116.07	511100	500016796	SUPPLEMENTAL LABOR FOR NEW IK/IR INSTALLATION ON U1 (09/12 - 09/17/11)	OCT-2011
25,736	Other	PIC GROUP INC				2,147.65	513100	500016797	PAYMENT OF INVOICE #500016797--GHENT MILLWRIGHTS (AUX CREW) FOR THE PERIOD 9/11 THRU 9/17/11	SEP-2011
25,737	Other	PIC GROUP INC				193.50	512100	500016797	PAYMENT OF INVOICE #500016797--GHENT MILLWRIGHTS (AUX CREW) FOR THE PERIOD 9/11 THRU 9/17/11	SEP-2011
25,738	Other	PIC GROUP INC				854.72	511100	500016916	RESIDENTIAL MAINT 09/19 - 09/24/11	OCT-2011
25,739	Other	PIC GROUP INC				666.60	512100	500016916	RESIDENTIAL MAINT 09/19 - 09/24/11	OCT-2011
25,740	Other	PIC GROUP INC				550.32	512100	500016916	RESIDENTIAL MAINT 09/19 - 09/24/11	OCT-2011
25,741	Other	PIC GROUP INC				360.70	513100	500016916	RESIDENTIAL MAINT 09/19 - 09/24/11	OCT-2011
25,742	Other	PIC GROUP INC				330.89	512100	500016916	RESIDENTIAL MAINT 09/19 - 09/24/11	OCT-2011
25,743	Other	PIC GROUP INC				268.10	512100	500016916	RESIDENTIAL MAINT 09/19 - 09/24/11	OCT-2011
25,744	Other	PIC GROUP INC				266.64	512100	500016916	RESIDENTIAL MAINT 09/19 - 09/24/11	OCT-2011
25,745	Other	PIC GROUP INC				266.64	512100	500016916	RESIDENTIAL MAINT 09/19 - 09/24/11	OCT-2011
25,746	Other	PIC GROUP INC				220.53	512100	500016916	RESIDENTIAL MAINT 09/19 - 09/24/11	OCT-2011
25,747	Other	PIC GROUP INC				200.90	512005	500016916	RESIDENTIAL MAINT 09/19 - 09/24/11	OCT-2011
25,748	Other	PIC GROUP INC				200.90	512100	500016916	RESIDENTIAL MAINT 09/19 - 09/24/11	OCT-2011
25,749	Other	PIC GROUP INC				199.98	512100	500016916	RESIDENTIAL MAINT 09/19 - 09/24/11	OCT-2011
25,750	Other	PIC GROUP INC				199.98	512100	500016916	RESIDENTIAL MAINT 09/19 - 09/24/11	OCT-2011
25,751	Other	PIC GROUP INC				199.96	512005	500016916	RESIDENTIAL MAINT 09/19 - 09/24/11	OCT-2011
25,752	Other	PIC GROUP INC				194.54	511100	500016916	RESIDENTIAL MAINT 09/19 - 09/24/11	OCT-2011
25,753	Other	PIC GROUP INC				165.45	513100	500016916	RESIDENTIAL MAINT 09/19 - 09/24/11	OCT-2011
25,754	Other	PIC GROUP INC				160.72	512005	500016916	RESIDENTIAL MAINT 09/19 - 09/24/11	OCT-2011
25,755	Other	PIC GROUP INC				160.72	513100	500016916	RESIDENTIAL MAINT 09/19 - 09/24/11	OCT-2011
25,756	Other	PIC GROUP INC				147.02	512100	500016916	RESIDENTIAL MAINT 09/19 - 09/24/11	OCT-2011
25,757	Other	PIC GROUP INC				147.02	512100	500016916	RESIDENTIAL MAINT 09/19 - 09/24/11	OCT-2011
25,758	Other	PIC GROUP INC				133.32	512005	500016916	RESIDENTIAL MAINT 09/19 - 09/24/11	OCT-2011
25,759	Other	PIC GROUP INC				133.32	512100	500016916	RESIDENTIAL MAINT 09/19 - 09/24/11	OCT-2011
25,760	Other	PIC GROUP INC				120.91	512100	500016916	RESIDENTIAL MAINT 09/19 - 09/24/11	OCT-2011
25,761	Other	PIC GROUP INC				106.84	511100	500016916	RESIDENTIAL MAINT 09/19 - 09/24/11	OCT-2011
25,762	Other	PIC GROUP INC				73.51	512011	500016916	RESIDENTIAL MAINT 09/19 - 09/24/11	OCT-2011
25,763	Other	PIC GROUP INC				66.66	512005	500016916	RESIDENTIAL MAINT 09/19 - 09/24/11	OCT-2011
25,764	Other	PIC GROUP INC				66.66	512005	500016916	RESIDENTIAL MAINT 09/19 - 09/24/11	OCT-2011
25,765	Other	PIC GROUP INC				66.66	512005	500016916	RESIDENTIAL MAINT 09/19 - 09/24/11	OCT-2011
25,766	Other	PIC GROUP INC				66.66	512100	500016916	RESIDENTIAL MAINT 09/19 - 09/24/11	OCT-2011
25,767	Other	PIC GROUP INC				66.66	512100	500016916	RESIDENTIAL MAINT 09/19 - 09/24/11	OCT-2011
25,768	Other	PIC GROUP INC				47.27	511100	500016916	RESIDENTIAL MAINT 09/19 - 09/24/11	OCT-2011

KENTUCKY UTILITIES COMPANY
Case No. 2012- 00221
Analysis of Professional Services Expenses For the Test Year

(A)	(B)	(C)	(D)	(E)	(F)	(G)	(H)	(I)		
Line No.	Type	Vendor	Rate Case	Audit	Other	Total	Account	Invoice	Description	Period
25,829	Other	PIC GROUP INC				16.67	513100	500016917	GHENT INSIDE MAINTENANCE FOR THE PERIOD 9/18 THRU 9/24/11	OCT-2011
25,830	Other	PIC GROUP INC				16.67	513100	500016917	GHENT INSIDE MAINTENANCE FOR THE PERIOD 9/18 THRU 9/24/11	OCT-2011
25,831	Other	PIC GROUP INC				16.62	512100	500016917	GHENT INSIDE MAINTENANCE FOR THE PERIOD 9/18 THRU 9/24/11	OCT-2011
25,832	Other	PIC GROUP INC				699.93	512100	500016918	GHENT OUTSIDE MAINTENANCE FOR THE PERIOD 9/18 THRU 9/24/11	OCT-2011
25,833	Other	PIC GROUP INC				533.28	512100	500016918	GHENT OUTSIDE MAINTENANCE FOR THE PERIOD 9/18 THRU 9/24/11	OCT-2011
25,834	Other	PIC GROUP INC				440.92	512017	500016918	GHENT OUTSIDE MAINTENANCE FOR THE PERIOD 9/18 THRU 9/24/11	OCT-2011
25,835	Other	PIC GROUP INC				433.29	512100	500016918	GHENT OUTSIDE MAINTENANCE FOR THE PERIOD 9/18 THRU 9/24/11	OCT-2011
25,836	Other	PIC GROUP INC				346.05	513100	500016918	GHENT OUTSIDE MAINTENANCE FOR THE PERIOD 9/18 THRU 9/24/11	OCT-2011
25,837	Other	PIC GROUP INC				299.97	512100	500016918	GHENT OUTSIDE MAINTENANCE FOR THE PERIOD 9/18 THRU 9/24/11	OCT-2011
25,838	Other	PIC GROUP INC				266.64	512100	500016918	GHENT OUTSIDE MAINTENANCE FOR THE PERIOD 9/18 THRU 9/24/11	OCT-2011
25,839	Other	PIC GROUP INC				266.64	512100	500016918	GHENT OUTSIDE MAINTENANCE FOR THE PERIOD 9/18 THRU 9/24/11	OCT-2011
25,840	Other	PIC GROUP INC				233.31	512100	500016918	GHENT OUTSIDE MAINTENANCE FOR THE PERIOD 9/18 THRU 9/24/11	OCT-2011
25,841	Other	PIC GROUP INC				230.70	512100	500016918	GHENT OUTSIDE MAINTENANCE FOR THE PERIOD 9/18 THRU 9/24/11	OCT-2011
25,842	Other	PIC GROUP INC				192.25	512100	500016918	GHENT OUTSIDE MAINTENANCE FOR THE PERIOD 9/18 THRU 9/24/11	OCT-2011
25,843	Other	PIC GROUP INC				166.65	512005	500016918	GHENT OUTSIDE MAINTENANCE FOR THE PERIOD 9/18 THRU 9/24/11	OCT-2011
25,844	Other	PIC GROUP INC				166.65	512100	500016918	GHENT OUTSIDE MAINTENANCE FOR THE PERIOD 9/18 THRU 9/24/11	OCT-2011
25,845	Other	PIC GROUP INC				166.65	512100	500016918	GHENT OUTSIDE MAINTENANCE FOR THE PERIOD 9/18 THRU 9/24/11	OCT-2011
25,846	Other	PIC GROUP INC				166.65	512100	500016918	GHENT OUTSIDE MAINTENANCE FOR THE PERIOD 9/18 THRU 9/24/11	OCT-2011
25,847	Other	PIC GROUP INC				153.80	512100	500016918	GHENT OUTSIDE MAINTENANCE FOR THE PERIOD 9/18 THRU 9/24/11	OCT-2011
25,848	Other	PIC GROUP INC				133.32	512100	500016918	GHENT OUTSIDE MAINTENANCE FOR THE PERIOD 9/18 THRU 9/24/11	OCT-2011
25,849	Other	PIC GROUP INC				133.32	512100	500016918	GHENT OUTSIDE MAINTENANCE FOR THE PERIOD 9/18 THRU 9/24/11	OCT-2011
25,850	Other	PIC GROUP INC				133.32	512100	500016918	GHENT OUTSIDE MAINTENANCE FOR THE PERIOD 9/18 THRU 9/24/11	OCT-2011
25,851	Other	PIC GROUP INC				133.32	512100	500016918	GHENT OUTSIDE MAINTENANCE FOR THE PERIOD 9/18 THRU 9/24/11	OCT-2011
25,852	Other	PIC GROUP INC				133.32	512100	500016918	GHENT OUTSIDE MAINTENANCE FOR THE PERIOD 9/18 THRU 9/24/11	OCT-2011
25,853	Other	PIC GROUP INC				99.99	512100	500016918	GHENT OUTSIDE MAINTENANCE FOR THE PERIOD 9/18 THRU 9/24/11	OCT-2011
25,854	Other	PIC GROUP INC				99.99	512100	500016918	GHENT OUTSIDE MAINTENANCE FOR THE PERIOD 9/18 THRU 9/24/11	OCT-2011
25,855	Other	PIC GROUP INC				99.99	514100	500016918	GHENT OUTSIDE MAINTENANCE FOR THE PERIOD 9/18 THRU 9/24/11	OCT-2011
25,856	Other	PIC GROUP INC				76.90	512100	500016918	GHENT OUTSIDE MAINTENANCE FOR THE PERIOD 9/18 THRU 9/24/11	OCT-2011
25,857	Other	PIC GROUP INC				66.66	512100	500016918	GHENT OUTSIDE MAINTENANCE FOR THE PERIOD 9/18 THRU 9/24/11	OCT-2011
25,858	Other	PIC GROUP INC				38.45	512100	500016918	GHENT OUTSIDE MAINTENANCE FOR THE PERIOD 9/18 THRU 9/24/11	OCT-2011
25,859	Other	PIC GROUP INC				38.45	512100	500016918	GHENT OUTSIDE MAINTENANCE FOR THE PERIOD 9/18 THRU 9/24/11	OCT-2011
25,860	Other	PIC GROUP INC				38.45	512100	500016918	GHENT OUTSIDE MAINTENANCE FOR THE PERIOD 9/18 THRU 9/24/11	OCT-2011
25,861	Other	PIC GROUP INC				38.45	512100	500016918	GHENT OUTSIDE MAINTENANCE FOR THE PERIOD 9/18 THRU 9/24/11	OCT-2011
25,862	Other	PIC GROUP INC				33.33	512100	500016918	GHENT OUTSIDE MAINTENANCE FOR THE PERIOD 9/18 THRU 9/24/11	OCT-2011
25,863	Other	PIC GROUP INC				33.33	512100	500016918	GHENT OUTSIDE MAINTENANCE FOR THE PERIOD 9/18 THRU 9/24/11	OCT-2011
25,864	Other	PIC GROUP INC				33.33	512100	500016918	GHENT OUTSIDE MAINTENANCE FOR THE PERIOD 9/18 THRU 9/24/11	OCT-2011
25,865	Other	PIC GROUP INC				4,764.04	513100	500016919	PAYMENT OF INVOICE #500016919--GHENT BOILERMAKERS (BASE CREW) FOR THE PERIOD 9/18 THRU 9/24/11	OCT-2011
25,866	Other	PIC GROUP INC				1,673.80	513100	500016919	PAYMENT OF INVOICE #500016919--GHENT BOILERMAKERS (BASE CREW) FOR THE PERIOD 9/18 THRU 9/24/11	OCT-2011
25,867	Other	PIC GROUP INC				1,374.31	512100	500016919	PAYMENT OF INVOICE #500016919--GHENT BOILERMAKERS (BASE CREW) FOR THE PERIOD 9/18 THRU 9/24/11	OCT-2011
25,868	Other	PIC GROUP INC				1,244.56	513100	500016919	PAYMENT OF INVOICE #500016919--GHENT BOILERMAKERS (BASE CREW) FOR THE PERIOD 9/18 THRU 9/24/11	OCT-2011
25,869	Other	PIC GROUP INC				1,230.72	512100	500016919	PAYMENT OF INVOICE #500016919--GHENT BOILERMAKERS (BASE CREW) FOR THE PERIOD 9/18 THRU 9/24/11	OCT-2011
25,870	Other	PIC GROUP INC				1,213.45	512100	500016919	PAYMENT OF INVOICE #500016919--GHENT BOILERMAKERS (BASE CREW) FOR THE PERIOD 9/18 THRU 9/24/11	OCT-2011
25,871	Other	PIC GROUP INC				977.92	513100	500016919	PAYMENT OF INVOICE #500016919--GHENT BOILERMAKERS (BASE CREW) FOR THE PERIOD 9/18 THRU 9/24/11	OCT-2011
25,872	Other	PIC GROUP INC				389.84	512100	500016919	PAYMENT OF INVOICE #500016919--GHENT BOILERMAKERS (BASE CREW) FOR THE PERIOD 9/18 THRU 9/24/11	OCT-2011
25,873	Other	PIC GROUP INC				328.24	512100	500016919	PAYMENT OF INVOICE #500016919--GHENT BOILERMAKERS (BASE CREW) FOR THE PERIOD 9/18 THRU 9/24/11	OCT-2011
25,874	Other	PIC GROUP INC				321.44	512100	500016919	PAYMENT OF INVOICE #500016919--GHENT BOILERMAKERS (BASE CREW) FOR THE PERIOD 9/18 THRU 9/24/11	OCT-2011
25,875	Other	PIC GROUP INC				498.21	512100	500016923	LABOR 09/19 - 09/24/11 (INVOICE 500016923)	OCT-2011
25,876	Other	PIC GROUP INC				152.38	512011	500016923	LABOR 09/19 - 09/24/11 (INVOICE 500016923)	OCT-2011
25,877	Other	PIC GROUP INC				116.07	511100	500016923	LABOR 09/19 - 09/24/11 (INVOICE 500016923)	OCT-2011
25,878	Other	PIC GROUP INC				116.07	512100	500016923	LABOR 09/19 - 09/24/11 (INVOICE 500016923)	OCT-2011

KENTUCKY UTILITIES COMPANY
Case No. 2012- 00221
Analysis of Professional Services Expenses For the Test Year

(A)	(B)	(C)	(D)	(E)	(F)	(G)	(H)	(I)		
Line No.	Type	Vendor	Rate Case	Audit	Other	Total	Account	Invoice	Description	Period
25,879	Other	PIC GROUP INC				116.07	513100	500016923	LABOR 09/19 - 09/24/11 (INVOICE 500016923)	OCT-2011
25,880	Other	PIC GROUP INC				77.38	512017	500016923	LABOR 09/19 - 09/24/11 (INVOICE 500016923)	OCT-2011
25,881	Other	PIC GROUP INC				77.38	512017	500016923	LABOR 09/19 - 09/24/11 (INVOICE 500016923)	OCT-2011
25,882	Other	PIC GROUP INC				77.38	512100	500016923	LABOR 09/19 - 09/24/11 (INVOICE 500016923)	OCT-2011
25,883	Other	PIC GROUP INC				77.38	512100	500016923	LABOR 09/19 - 09/24/11 (INVOICE 500016923)	OCT-2011
25,884	Other	PIC GROUP INC				77.38	512100	500016923	LABOR 09/19 - 09/24/11 (INVOICE 500016923)	OCT-2011
25,885	Other	PIC GROUP INC				619.20	513100	500016924	PAYMENT OF INVOICE #500016924--GHENT MILLWRIGHTS (AUX CREW) FOR THE PERIOD 9/18 THRU 9/24/11	OCT-2011
25,886	Other	PIC GROUP INC				309.60	512100	500016924	PAYMENT OF INVOICE #500016924--GHENT MILLWRIGHTS (AUX CREW) FOR THE PERIOD 9/18 THRU 9/24/11	OCT-2011
25,887	Other	PIC GROUP INC				309.60	513100	500016924	PAYMENT OF INVOICE #500016924--GHENT MILLWRIGHTS (AUX CREW) FOR THE PERIOD 9/18 THRU 9/24/11	OCT-2011
25,888	Other	PIC GROUP INC				270.90	512100	500016924	PAYMENT OF INVOICE #500016924--GHENT MILLWRIGHTS (AUX CREW) FOR THE PERIOD 9/18 THRU 9/24/11	OCT-2011
25,889	Other	PIC GROUP INC				1,199.86	511100	500016980	RESIDENTIAL MAINT 09/26 - 10/01/11	OCT-2011
25,890	Other	PIC GROUP INC				818.79	512100	500016980	RESIDENTIAL MAINT 09/26 - 10/01/11	OCT-2011
25,891	Other	PIC GROUP INC				533.28	512005	500016980	RESIDENTIAL MAINT 09/26 - 10/01/11	OCT-2011
25,892	Other	PIC GROUP INC				467.54	512017	500016980	RESIDENTIAL MAINT 09/26 - 10/01/11	OCT-2011
25,893	Other	PIC GROUP INC				427.36	511100	500016980	RESIDENTIAL MAINT 09/26 - 10/01/11	OCT-2011
25,894	Other	PIC GROUP INC				415.47	512100	500016980	RESIDENTIAL MAINT 09/26 - 10/01/11	OCT-2011
25,895	Other	PIC GROUP INC				399.96	512100	500016980	RESIDENTIAL MAINT 09/26 - 10/01/11	OCT-2011
25,896	Other	PIC GROUP INC				361.62	512005	500016980	RESIDENTIAL MAINT 09/26 - 10/01/11	OCT-2011
25,897	Other	PIC GROUP INC				321.44	512100	500016980	RESIDENTIAL MAINT 09/26 - 10/01/11	OCT-2011
25,898	Other	PIC GROUP INC				299.98	512017	500016980	RESIDENTIAL MAINT 09/26 - 10/01/11	OCT-2011
25,899	Other	PIC GROUP INC				280.34	512100	500016980	RESIDENTIAL MAINT 09/26 - 10/01/11	OCT-2011
25,900	Other	PIC GROUP INC				266.64	512100	500016980	RESIDENTIAL MAINT 09/26 - 10/01/11	OCT-2011
25,901	Other	PIC GROUP INC				263.68	512100	500016980	RESIDENTIAL MAINT 09/26 - 10/01/11	OCT-2011
25,902	Other	PIC GROUP INC				260.71	512100	500016980	RESIDENTIAL MAINT 09/26 - 10/01/11	OCT-2011
25,903	Other	PIC GROUP INC				220.53	512100	500016980	RESIDENTIAL MAINT 09/26 - 10/01/11	OCT-2011
25,904	Other	PIC GROUP INC				199.98	511100	500016980	RESIDENTIAL MAINT 09/26 - 10/01/11	OCT-2011
25,905	Other	PIC GROUP INC				199.98	514100	500016980	RESIDENTIAL MAINT 09/26 - 10/01/11	OCT-2011
25,906	Other	PIC GROUP INC				166.65	512005	500016980	RESIDENTIAL MAINT 09/26 - 10/01/11	OCT-2011
25,907	Other	PIC GROUP INC				147.02	512100	500016980	RESIDENTIAL MAINT 09/26 - 10/01/11	OCT-2011
25,908	Other	PIC GROUP INC				106.84	511100	500016980	RESIDENTIAL MAINT 09/26 - 10/01/11	OCT-2011
25,909	Other	PIC GROUP INC				99.99	512005	500016980	RESIDENTIAL MAINT 09/26 - 10/01/11	OCT-2011
25,910	Other	PIC GROUP INC				66.66	511100	500016980	RESIDENTIAL MAINT 09/26 - 10/01/11	OCT-2011
25,911	Other	PIC GROUP INC				66.66	512017	500016980	RESIDENTIAL MAINT 09/26 - 10/01/11	OCT-2011
25,912	Other	PIC GROUP INC				66.66	512100	500016980	RESIDENTIAL MAINT 09/26 - 10/01/11	OCT-2011
25,913	Other	PIC GROUP INC				66.66	514100	500016980	RESIDENTIAL MAINT 09/26 - 10/01/11	OCT-2011
25,914	Other	PIC GROUP INC				2,369.47	512017	500016981	GHENT INSIDE MAINTENANCE FOR THE PERIOD 9/25 THRU 10/1/11	OCT-2011
25,915	Other	PIC GROUP INC				1,333.20	511100	500016981	GHENT INSIDE MAINTENANCE FOR THE PERIOD 9/25 THRU 10/1/11	OCT-2011
25,916	Other	PIC GROUP INC				466.62	512100	500016981	GHENT INSIDE MAINTENANCE FOR THE PERIOD 9/25 THRU 10/1/11	OCT-2011
25,917	Other	PIC GROUP INC				441.98	511100	500016981	GHENT INSIDE MAINTENANCE FOR THE PERIOD 9/25 THRU 10/1/11	OCT-2011
25,918	Other	PIC GROUP INC				200.90	513100	500016981	GHENT INSIDE MAINTENANCE FOR THE PERIOD 9/25 THRU 10/1/11	OCT-2011
25,919	Other	PIC GROUP INC				183.32	513100	500016981	GHENT INSIDE MAINTENANCE FOR THE PERIOD 9/25 THRU 10/1/11	OCT-2011
25,920	Other	PIC GROUP INC				133.32	511100	500016981	GHENT INSIDE MAINTENANCE FOR THE PERIOD 9/25 THRU 10/1/11	OCT-2011
25,921	Other	PIC GROUP INC				133.32	512017	500016981	GHENT INSIDE MAINTENANCE FOR THE PERIOD 9/25 THRU 10/1/11	OCT-2011
25,922	Other	PIC GROUP INC				116.66	512100	500016981	GHENT INSIDE MAINTENANCE FOR THE PERIOD 9/25 THRU 10/1/11	OCT-2011
25,923	Other	PIC GROUP INC				99.99	512017	500016981	GHENT INSIDE MAINTENANCE FOR THE PERIOD 9/25 THRU 10/1/11	OCT-2011
25,924	Other	PIC GROUP INC				99.99	512100	500016981	GHENT INSIDE MAINTENANCE FOR THE PERIOD 9/25 THRU 10/1/11	OCT-2011
25,925	Other	PIC GROUP INC				99.99	512100	500016981	GHENT INSIDE MAINTENANCE FOR THE PERIOD 9/25 THRU 10/1/11	OCT-2011
25,926	Other	PIC GROUP INC				83.33	512100	500016981	GHENT INSIDE MAINTENANCE FOR THE PERIOD 9/25 THRU 10/1/11	OCT-2011
25,927	Other	PIC GROUP INC				66.66	512017	500016981	GHENT INSIDE MAINTENANCE FOR THE PERIOD 9/25 THRU 10/1/11	OCT-2011
25,928	Other	PIC GROUP INC				66.66	512017	500016981	GHENT INSIDE MAINTENANCE FOR THE PERIOD 9/25 THRU 10/1/11	OCT-2011
25,929	Other	PIC GROUP INC				66.66	512017	500016981	GHENT INSIDE MAINTENANCE FOR THE PERIOD 9/25 THRU 10/1/11	OCT-2011
25,930	Other	PIC GROUP INC				66.66	512100	500016981	GHENT INSIDE MAINTENANCE FOR THE PERIOD 9/25 THRU 10/1/11	OCT-2011
25,931	Other	PIC GROUP INC				66.66	512100	500016981	GHENT INSIDE MAINTENANCE FOR THE PERIOD 9/25 THRU 10/1/11	OCT-2011
25,932	Other	PIC GROUP INC				50.00	512100	500016981	GHENT INSIDE MAINTENANCE FOR THE PERIOD 9/25 THRU 10/1/11	OCT-2011
25,933	Other	PIC GROUP INC				50.00	512100	500016981	GHENT INSIDE MAINTENANCE FOR THE PERIOD 9/25 THRU 10/1/11	OCT-2011
25,934	Other	PIC GROUP INC				50.00	512100	500016981	GHENT INSIDE MAINTENANCE FOR THE PERIOD 9/25 THRU 10/1/11	OCT-2011

KENTUCKY UTILITIES COMPANY
Case No. 2012- 00221
Analysis of Professional Services Expenses For the Test Year

(A)	(B)	(C)	(D)	(E)	(F)	(G)	(H)	(I)		
Line No.	Type	Vendor	Rate Case	Audit	Other	Total	Account	Invoice	Description	Period
25,935	Other	PIC GROUP INC				33.33	511100	500016981	GHENT INSIDE MAINTENANCE FOR THE PERIOD 9/25 THRU 10/1/11	OCT-2011
25,936	Other	PIC GROUP INC				33.33	511100	500016981	GHENT INSIDE MAINTENANCE FOR THE PERIOD 9/25 THRU 10/1/11	OCT-2011
25,937	Other	PIC GROUP INC				33.33	511100	500016981	GHENT INSIDE MAINTENANCE FOR THE PERIOD 9/25 THRU 10/1/11	OCT-2011
25,938	Other	PIC GROUP INC				33.33	512017	500016981	GHENT INSIDE MAINTENANCE FOR THE PERIOD 9/25 THRU 10/1/11	OCT-2011
25,939	Other	PIC GROUP INC				33.33	512017	500016981	GHENT INSIDE MAINTENANCE FOR THE PERIOD 9/25 THRU 10/1/11	OCT-2011
25,940	Other	PIC GROUP INC				33.33	512100	500016981	GHENT INSIDE MAINTENANCE FOR THE PERIOD 9/25 THRU 10/1/11	OCT-2011
25,941	Other	PIC GROUP INC				33.33	513100	500016981	GHENT INSIDE MAINTENANCE FOR THE PERIOD 9/25 THRU 10/1/11	OCT-2011
25,942	Other	PIC GROUP INC				33.33	513100	500016981	GHENT INSIDE MAINTENANCE FOR THE PERIOD 9/25 THRU 10/1/11	OCT-2011
25,943	Other	PIC GROUP INC				33.33	513100	500016981	GHENT INSIDE MAINTENANCE FOR THE PERIOD 9/25 THRU 10/1/11	OCT-2011
25,944	Other	PIC GROUP INC				33.33	513100	500016981	GHENT INSIDE MAINTENANCE FOR THE PERIOD 9/25 THRU 10/1/11	OCT-2011
25,945	Other	PIC GROUP INC				16.67	511100	500016981	GHENT INSIDE MAINTENANCE FOR THE PERIOD 9/25 THRU 10/1/11	OCT-2011
25,946	Other	PIC GROUP INC				16.67	512017	500016981	GHENT INSIDE MAINTENANCE FOR THE PERIOD 9/25 THRU 10/1/11	OCT-2011
25,947	Other	PIC GROUP INC				16.67	512017	500016981	GHENT INSIDE MAINTENANCE FOR THE PERIOD 9/25 THRU 10/1/11	OCT-2011
25,948	Other	PIC GROUP INC				16.67	512017	500016981	GHENT INSIDE MAINTENANCE FOR THE PERIOD 9/25 THRU 10/1/11	OCT-2011
25,949	Other	PIC GROUP INC				16.67	512017	500016981	GHENT INSIDE MAINTENANCE FOR THE PERIOD 9/25 THRU 10/1/11	OCT-2011
25,950	Other	PIC GROUP INC				16.67	512017	500016981	GHENT INSIDE MAINTENANCE FOR THE PERIOD 9/25 THRU 10/1/11	OCT-2011
25,951	Other	PIC GROUP INC				16.67	512100	500016981	GHENT INSIDE MAINTENANCE FOR THE PERIOD 9/25 THRU 10/1/11	OCT-2011
25,952	Other	PIC GROUP INC				16.67	512100	500016981	GHENT INSIDE MAINTENANCE FOR THE PERIOD 9/25 THRU 10/1/11	OCT-2011
25,953	Other	PIC GROUP INC				16.60	512100	500016981	GHENT INSIDE MAINTENANCE FOR THE PERIOD 9/25 THRU 10/1/11	OCT-2011
25,954	Other	PIC GROUP INC				1,143.23	512100	500016982	GHENT OUTSIDE MAINTENANCE FOR THE PERIOD 9/25 THRU 10/1/11	OCT-2011
25,955	Other	PIC GROUP INC				730.55	512100	500016982	GHENT OUTSIDE MAINTENANCE FOR THE PERIOD 9/25 THRU 10/1/11	OCT-2011
25,956	Other	PIC GROUP INC				533.28	512100	500016982	GHENT OUTSIDE MAINTENANCE FOR THE PERIOD 9/25 THRU 10/1/11	OCT-2011
25,957	Other	PIC GROUP INC				533.28	512100	500016982	GHENT OUTSIDE MAINTENANCE FOR THE PERIOD 9/25 THRU 10/1/11	OCT-2011
25,958	Other	PIC GROUP INC				416.63	512100	500016982	GHENT OUTSIDE MAINTENANCE FOR THE PERIOD 9/25 THRU 10/1/11	OCT-2011
25,959	Other	PIC GROUP INC				307.60	512100	500016982	GHENT OUTSIDE MAINTENANCE FOR THE PERIOD 9/25 THRU 10/1/11	OCT-2011
25,960	Other	PIC GROUP INC				266.64	512100	500016982	GHENT OUTSIDE MAINTENANCE FOR THE PERIOD 9/25 THRU 10/1/11	OCT-2011
25,961	Other	PIC GROUP INC				266.64	512100	500016982	GHENT OUTSIDE MAINTENANCE FOR THE PERIOD 9/25 THRU 10/1/11	OCT-2011
25,962	Other	PIC GROUP INC				266.64	512100	500016982	GHENT OUTSIDE MAINTENANCE FOR THE PERIOD 9/25 THRU 10/1/11	OCT-2011
25,963	Other	PIC GROUP INC				230.70	511100	500016982	GHENT OUTSIDE MAINTENANCE FOR THE PERIOD 9/25 THRU 10/1/11	OCT-2011
25,964	Other	PIC GROUP INC				199.98	511100	500016982	GHENT OUTSIDE MAINTENANCE FOR THE PERIOD 9/25 THRU 10/1/11	OCT-2011
25,965	Other	PIC GROUP INC				199.98	511100	500016982	GHENT OUTSIDE MAINTENANCE FOR THE PERIOD 9/25 THRU 10/1/11	OCT-2011
25,966	Other	PIC GROUP INC				199.98	512100	500016982	GHENT OUTSIDE MAINTENANCE FOR THE PERIOD 9/25 THRU 10/1/11	OCT-2011
25,967	Other	PIC GROUP INC				183.32	512100	500016982	GHENT OUTSIDE MAINTENANCE FOR THE PERIOD 9/25 THRU 10/1/11	OCT-2011
25,968	Other	PIC GROUP INC				133.32	512100	500016982	GHENT OUTSIDE MAINTENANCE FOR THE PERIOD 9/25 THRU 10/1/11	OCT-2011
25,969	Other	PIC GROUP INC				133.32	512100	500016982	GHENT OUTSIDE MAINTENANCE FOR THE PERIOD 9/25 THRU 10/1/11	OCT-2011
25,970	Other	PIC GROUP INC				133.32	513100	500016982	GHENT OUTSIDE MAINTENANCE FOR THE PERIOD 9/25 THRU 10/1/11	OCT-2011
25,971	Other	PIC GROUP INC				118.18	512100	500016982	GHENT OUTSIDE MAINTENANCE FOR THE PERIOD 9/25 THRU 10/1/11	OCT-2011
25,972	Other	PIC GROUP INC				116.66	512100	500016982	GHENT OUTSIDE MAINTENANCE FOR THE PERIOD 9/25 THRU 10/1/11	OCT-2011
25,973	Other	PIC GROUP INC				76.90	512100	500016982	GHENT OUTSIDE MAINTENANCE FOR THE PERIOD 9/25 THRU 10/1/11	OCT-2011
25,974	Other	PIC GROUP INC				66.66	511100	500016982	GHENT OUTSIDE MAINTENANCE FOR THE PERIOD 9/25 THRU 10/1/11	OCT-2011
25,975	Other	PIC GROUP INC				66.66	512100	500016982	GHENT OUTSIDE MAINTENANCE FOR THE PERIOD 9/25 THRU 10/1/11	OCT-2011
25,976	Other	PIC GROUP INC				66.66	512100	500016982	GHENT OUTSIDE MAINTENANCE FOR THE PERIOD 9/25 THRU 10/1/11	OCT-2011
25,977	Other	PIC GROUP INC				66.66	512100	500016982	GHENT OUTSIDE MAINTENANCE FOR THE PERIOD 9/25 THRU 10/1/11	OCT-2011
25,978	Other	PIC GROUP INC				66.65	512005	500016982	GHENT OUTSIDE MAINTENANCE FOR THE PERIOD 9/25 THRU 10/1/11	OCT-2011
25,979	Other	PIC GROUP INC				38.45	512017	500016982	GHENT OUTSIDE MAINTENANCE FOR THE PERIOD 9/25 THRU 10/1/11	OCT-2011
25,980	Other	PIC GROUP INC				38.45	512100	500016982	GHENT OUTSIDE MAINTENANCE FOR THE PERIOD 9/25 THRU 10/1/11	OCT-2011
25,981	Other	PIC GROUP INC				38.45	512100	500016982	GHENT OUTSIDE MAINTENANCE FOR THE PERIOD 9/25 THRU 10/1/11	OCT-2011
25,982	Other	PIC GROUP INC				38.45	512100	500016982	GHENT OUTSIDE MAINTENANCE FOR THE PERIOD 9/25 THRU 10/1/11	OCT-2011
25,983	Other	PIC GROUP INC				38.45	512100	500016982	GHENT OUTSIDE MAINTENANCE FOR THE PERIOD 9/25 THRU 10/1/11	OCT-2011
25,984	Other	PIC GROUP INC				7,289.61	512100	500016983	PAYMENT OF INVOICE #500016983--GHENT MILLWRIGHTS (BASE CREW) FOR THE PERIOD 9/25 THRU 10/1/11	OCT-2011
25,985	Other	PIC GROUP INC				6,524.12	512100	500016983	PAYMENT OF INVOICE #500016983--GHENT MILLWRIGHTS (BASE CREW) FOR THE PERIOD 9/25 THRU 10/1/11	OCT-2011
25,986	Other	PIC GROUP INC				1,943.54	513100	500016983	PAYMENT OF INVOICE #500016983--GHENT MILLWRIGHTS (BASE CREW) FOR THE PERIOD 9/25 THRU 10/1/11	OCT-2011
25,987	Other	PIC GROUP INC				1,624.28	512100	500016983	PAYMENT OF INVOICE #500016983--GHENT MILLWRIGHTS (BASE CREW) FOR THE PERIOD 9/25 THRU 10/1/11	OCT-2011
25,988	Other	PIC GROUP INC				836.22	512100	500016983	PAYMENT OF INVOICE #500016983--GHENT MILLWRIGHTS (BASE CREW) FOR THE PERIOD 9/25 THRU 10/1/11	OCT-2011

KENTUCKY UTILITIES COMPANY
Case No. 2012- 00221
Analysis of Professional Services Expenses For the Test Year

(A)	(B)	(C)	(D)	(E)	(F)	(G)	(H)	(I)		
Line No.	Type	Vendor	Rate Case	Audit	Other	Total	Account	Invoice	Description	Period
25,989	Other	PIC GROUP INC				241.02	512100	500016983	PAYMENT OF INVOICE #500016983--GHENT MILLWRIGHTS (BASE CREW) FOR THE PERIOD 9/25 THRU 10/1/11	OCT-2011
25,990	Other	PIC GROUP INC				1,804.00	512100	500016988	PAYMENT OF INVOICE #500016988--GHENT MILLWRIGHTS (AUX CREW) FOR THE PERIOD 9/25 THRU 10/1/11	OCT-2011
25,991	Other	PIC GROUP INC				1,161.00	512100	500016988	PAYMENT OF INVOICE #500016988--GHENT MILLWRIGHTS (AUX CREW) FOR THE PERIOD 9/25 THRU 10/1/11	OCT-2011
25,992	Other	PIC GROUP INC				309.60	512100	500016988	PAYMENT OF INVOICE #500016988--GHENT MILLWRIGHTS (AUX CREW) FOR THE PERIOD 9/25 THRU 10/1/11	OCT-2011
25,993	Other	PIC GROUP INC				309.60	513100	500016988	PAYMENT OF INVOICE #500016988--GHENT MILLWRIGHTS (AUX CREW) FOR THE PERIOD 9/25 THRU 10/1/11	OCT-2011
25,994	Other	PIC GROUP INC				1,328.42	512100	500017133	RESIDENTIAL LABOR 10/03 - 10/08/11	OCT-2011
25,995	Other	PIC GROUP INC				1,267.80	512100	500017133	RESIDENTIAL LABOR 10/03 - 10/08/11	OCT-2011
25,996	Other	PIC GROUP INC				1,266.54	512100	500017133	RESIDENTIAL LABOR 10/03 - 10/08/11	OCT-2011
25,997	Other	PIC GROUP INC				1,139.60	512100	500017133	RESIDENTIAL LABOR 10/03 - 10/08/11	OCT-2011
25,998	Other	PIC GROUP INC				833.57	512100	500017133	RESIDENTIAL LABOR 10/03 - 10/08/11	OCT-2011
25,999	Other	PIC GROUP INC				378.16	512100	500017133	RESIDENTIAL LABOR 10/03 - 10/08/11	OCT-2011
26,000	Other	PIC GROUP INC				289.07	512100	500017133	RESIDENTIAL LABOR 10/03 - 10/08/11	OCT-2011
26,001	Other	PIC GROUP INC				249.98	512100	500017133	RESIDENTIAL LABOR 10/03 - 10/08/11	OCT-2011
26,002	Other	PIC GROUP INC				240.16	512100	500017133	RESIDENTIAL LABOR 10/03 - 10/08/11	OCT-2011
26,003	Other	PIC GROUP INC				189.08	512100	500017133	RESIDENTIAL LABOR 10/03 - 10/08/11	OCT-2011
26,004	Other	PIC GROUP INC				173.50	511100	500017133	RESIDENTIAL LABOR 10/03 - 10/08/11	OCT-2011
26,005	Other	PIC GROUP INC				147.02	512100	500017133	RESIDENTIAL LABOR 10/03 - 10/08/11	OCT-2011
26,006	Other	PIC GROUP INC				147.02	512100	500017133	RESIDENTIAL LABOR 10/03 - 10/08/11	OCT-2011
26,007	Other	PIC GROUP INC				147.02	512100	500017133	RESIDENTIAL LABOR 10/03 - 10/08/11	OCT-2011
26,008	Other	PIC GROUP INC				133.32	512100	500017133	RESIDENTIAL LABOR 10/03 - 10/08/11	OCT-2011
26,009	Other	PIC GROUP INC				94.54	512100	500017133	RESIDENTIAL LABOR 10/03 - 10/08/11	OCT-2011
26,010	Other	PIC GROUP INC				83.33	512100	500017133	RESIDENTIAL LABOR 10/03 - 10/08/11	OCT-2011
26,011	Other	PIC GROUP INC				83.33	512100	500017133	RESIDENTIAL LABOR 10/03 - 10/08/11	OCT-2011
26,012	Other	PIC GROUP INC				66.66	512100	500017133	RESIDENTIAL LABOR 10/03 - 10/08/11	OCT-2011
26,013	Other	PIC GROUP INC				33.33	512100	500017133	RESIDENTIAL LABOR 10/03 - 10/08/11	OCT-2011
26,014	Other	PIC GROUP INC				1,428.66	512017	500017134	GHENT INSIDE MAINTENANCE FOR THE PERIOD 10/2 THRU 10/8/2011	OCT-2011
26,015	Other	PIC GROUP INC				1,333.20	512017	500017134	GHENT INSIDE MAINTENANCE FOR THE PERIOD 10/2 THRU 10/8/2011	OCT-2011
26,016	Other	PIC GROUP INC				709.54	512100	500017134	GHENT INSIDE MAINTENANCE FOR THE PERIOD 10/2 THRU 10/8/2011	OCT-2011
26,017	Other	PIC GROUP INC				667.52	512017	500017134	GHENT INSIDE MAINTENANCE FOR THE PERIOD 10/2 THRU 10/8/2011	OCT-2011
26,018	Other	PIC GROUP INC				533.28	511100	500017134	GHENT INSIDE MAINTENANCE FOR THE PERIOD 10/2 THRU 10/8/2011	OCT-2011
26,019	Other	PIC GROUP INC				321.44	512100	500017134	GHENT INSIDE MAINTENANCE FOR THE PERIOD 10/2 THRU 10/8/2011	OCT-2011
26,020	Other	PIC GROUP INC				266.64	512100	500017134	GHENT INSIDE MAINTENANCE FOR THE PERIOD 10/2 THRU 10/8/2011	OCT-2011
26,021	Other	PIC GROUP INC				166.65	512017	500017134	GHENT INSIDE MAINTENANCE FOR THE PERIOD 10/2 THRU 10/8/2011	OCT-2011
26,022	Other	PIC GROUP INC				133.32	512100	500017134	GHENT INSIDE MAINTENANCE FOR THE PERIOD 10/2 THRU 10/8/2011	OCT-2011
26,023	Other	PIC GROUP INC				133.32	512100	500017134	GHENT INSIDE MAINTENANCE FOR THE PERIOD 10/2 THRU 10/8/2011	OCT-2011
26,024	Other	PIC GROUP INC				133.32	512100	500017134	GHENT INSIDE MAINTENANCE FOR THE PERIOD 10/2 THRU 10/8/2011	OCT-2011
26,025	Other	PIC GROUP INC				133.32	513100	500017134	GHENT INSIDE MAINTENANCE FOR THE PERIOD 10/2 THRU 10/8/2011	OCT-2011
26,026	Other	PIC GROUP INC				66.66	512100	500017134	GHENT INSIDE MAINTENANCE FOR THE PERIOD 10/2 THRU 10/8/2011	OCT-2011
26,027	Other	PIC GROUP INC				33.33	511100	500017134	GHENT INSIDE MAINTENANCE FOR THE PERIOD 10/2 THRU 10/8/2011	OCT-2011
26,028	Other	PIC GROUP INC				33.33	511100	500017134	GHENT INSIDE MAINTENANCE FOR THE PERIOD 10/2 THRU 10/8/2011	OCT-2011
26,029	Other	PIC GROUP INC				33.33	512017	500017134	GHENT INSIDE MAINTENANCE FOR THE PERIOD 10/2 THRU 10/8/2011	OCT-2011
26,030	Other	PIC GROUP INC				33.33	512017	500017134	GHENT INSIDE MAINTENANCE FOR THE PERIOD 10/2 THRU 10/8/2011	OCT-2011
26,031	Other	PIC GROUP INC				33.33	512100	500017134	GHENT INSIDE MAINTENANCE FOR THE PERIOD 10/2 THRU 10/8/2011	OCT-2011
26,032	Other	PIC GROUP INC				33.33	512100	500017134	GHENT INSIDE MAINTENANCE FOR THE PERIOD 10/2 THRU 10/8/2011	OCT-2011
26,033	Other	PIC GROUP INC				33.33	512100	500017134	GHENT INSIDE MAINTENANCE FOR THE PERIOD 10/2 THRU 10/8/2011	OCT-2011
26,034	Other	PIC GROUP INC				33.33	512100	500017134	GHENT INSIDE MAINTENANCE FOR THE PERIOD 10/2 THRU 10/8/2011	OCT-2011
26,035	Other	PIC GROUP INC				33.33	512100	500017134	GHENT INSIDE MAINTENANCE FOR THE PERIOD 10/2 THRU 10/8/2011	OCT-2011
26,036	Other	PIC GROUP INC				33.33	513100	500017134	GHENT INSIDE MAINTENANCE FOR THE PERIOD 10/2 THRU 10/8/2011	OCT-2011
26,037	Other	PIC GROUP INC				33.31	513100	500017134	GHENT INSIDE MAINTENANCE FOR THE PERIOD 10/2 THRU 10/8/2011	OCT-2011
26,038	Other	PIC GROUP INC				16.67	512017	500017134	GHENT INSIDE MAINTENANCE FOR THE PERIOD 10/2 THRU 10/8/2011	OCT-2011
26,039	Other	PIC GROUP INC				16.67	512017	500017134	GHENT INSIDE MAINTENANCE FOR THE PERIOD 10/2 THRU 10/8/2011	OCT-2011
26,040	Other	PIC GROUP INC				16.67	513100	500017134	GHENT INSIDE MAINTENANCE FOR THE PERIOD 10/2 THRU 10/8/2011	OCT-2011
26,041	Other	PIC GROUP INC				16.67	513100	500017134	GHENT INSIDE MAINTENANCE FOR THE PERIOD 10/2 THRU 10/8/2011	OCT-2011
26,042	Other	PIC GROUP INC				1,033.21	512005	500017135	GHENT OUTSIDE MAINTENANCE FOR THE PERIOD 10/2 THRU 10/8/11	OCT-2011
26,043	Other	PIC GROUP INC				922.80	512100	500017135	GHENT OUTSIDE MAINTENANCE FOR THE PERIOD 10/2 THRU 10/8/11	OCT-2011

KENTUCKY UTILITIES COMPANY
Case No. 2012- 00221
Analysis of Professional Services Expenses For the Test Year

(A)	(B)	(C)	(D)	(E)	(F)	(G)	(H)	(I)		
Line No.	Type	Vendor	Rate Case	Audit	Other	Total	Account	Invoice	Description	Period
26,044	Other	PIC GROUP INC				533.28	512100	500017135	GHENT OUTSIDE MAINTENANCE FOR THE PERIOD 10/2 THRU 10/8/11	OCT-2011
26,045	Other	PIC GROUP INC				433.29	512100	500017135	GHENT OUTSIDE MAINTENANCE FOR THE PERIOD 10/2 THRU 10/8/11	OCT-2011
26,046	Other	PIC GROUP INC				333.30	511100	500017135	GHENT OUTSIDE MAINTENANCE FOR THE PERIOD 10/2 THRU 10/8/11	OCT-2011
26,047	Other	PIC GROUP INC				266.64	511100	500017135	GHENT OUTSIDE MAINTENANCE FOR THE PERIOD 10/2 THRU 10/8/11	OCT-2011
26,048	Other	PIC GROUP INC				266.64	511100	500017135	GHENT OUTSIDE MAINTENANCE FOR THE PERIOD 10/2 THRU 10/8/11	OCT-2011
26,049	Other	PIC GROUP INC				266.64	512100	500017135	GHENT OUTSIDE MAINTENANCE FOR THE PERIOD 10/2 THRU 10/8/11	OCT-2011
26,050	Other	PIC GROUP INC				199.98	512100	500017135	GHENT OUTSIDE MAINTENANCE FOR THE PERIOD 10/2 THRU 10/8/11	OCT-2011
26,051	Other	PIC GROUP INC				199.98	512100	500017135	GHENT OUTSIDE MAINTENANCE FOR THE PERIOD 10/2 THRU 10/8/11	OCT-2011
26,052	Other	PIC GROUP INC				199.98	512100	500017135	GHENT OUTSIDE MAINTENANCE FOR THE PERIOD 10/2 THRU 10/8/11	OCT-2011
26,053	Other	PIC GROUP INC				192.25	512100	500017135	GHENT OUTSIDE MAINTENANCE FOR THE PERIOD 10/2 THRU 10/8/11	OCT-2011
26,054	Other	PIC GROUP INC				166.65	512100	500017135	GHENT OUTSIDE MAINTENANCE FOR THE PERIOD 10/2 THRU 10/8/11	OCT-2011
26,055	Other	PIC GROUP INC				133.32	512100	500017135	GHENT OUTSIDE MAINTENANCE FOR THE PERIOD 10/2 THRU 10/8/11	OCT-2011
26,056	Other	PIC GROUP INC				133.32	512100	500017135	GHENT OUTSIDE MAINTENANCE FOR THE PERIOD 10/2 THRU 10/8/11	OCT-2011
26,057	Other	PIC GROUP INC				133.32	512100	500017135	GHENT OUTSIDE MAINTENANCE FOR THE PERIOD 10/2 THRU 10/8/11	OCT-2011
26,058	Other	PIC GROUP INC				133.32	512100	500017135	GHENT OUTSIDE MAINTENANCE FOR THE PERIOD 10/2 THRU 10/8/11	OCT-2011
26,059	Other	PIC GROUP INC				66.66	512100	500017135	GHENT OUTSIDE MAINTENANCE FOR THE PERIOD 10/2 THRU 10/8/11	OCT-2011
26,060	Other	PIC GROUP INC				66.66	512100	500017135	GHENT OUTSIDE MAINTENANCE FOR THE PERIOD 10/2 THRU 10/8/11	OCT-2011
26,061	Other	PIC GROUP INC				66.66	512100	500017135	GHENT OUTSIDE MAINTENANCE FOR THE PERIOD 10/2 THRU 10/8/11	OCT-2011
26,062	Other	PIC GROUP INC				66.66	512100	500017135	GHENT OUTSIDE MAINTENANCE FOR THE PERIOD 10/2 THRU 10/8/11	OCT-2011
26,063	Other	PIC GROUP INC				66.66	512100	500017135	GHENT OUTSIDE MAINTENANCE FOR THE PERIOD 10/2 THRU 10/8/11	OCT-2011
26,064	Other	PIC GROUP INC				33.33	512100	500017135	GHENT OUTSIDE MAINTENANCE FOR THE PERIOD 10/2 THRU 10/8/11	OCT-2011
26,065	Other	PIC GROUP INC				33.33	512100	500017135	GHENT OUTSIDE MAINTENANCE FOR THE PERIOD 10/2 THRU 10/8/11	OCT-2011
26,066	Other	PIC GROUP INC				33.33	512100	500017135	GHENT OUTSIDE MAINTENANCE FOR THE PERIOD 10/2 THRU 10/8/11	OCT-2011
26,067	Other	PIC GROUP INC				33.33	512100	500017135	GHENT OUTSIDE MAINTENANCE FOR THE PERIOD 10/2 THRU 10/8/11	OCT-2011
26,068	Other	PIC GROUP INC				33.33	512100	500017135	GHENT OUTSIDE MAINTENANCE FOR THE PERIOD 10/2 THRU 10/8/11	OCT-2011
26,069	Other	PIC GROUP INC				33.33	512100	500017135	GHENT OUTSIDE MAINTENANCE FOR THE PERIOD 10/2 THRU 10/8/11	OCT-2011
26,070	Other	PIC GROUP INC				16.67	512017	500017135	GHENT OUTSIDE MAINTENANCE FOR THE PERIOD 10/2 THRU 10/8/11	OCT-2011
26,071	Other	PIC GROUP INC				16.67	512100	500017135	GHENT OUTSIDE MAINTENANCE FOR THE PERIOD 10/2 THRU 10/8/11	OCT-2011
26,072	Other	PIC GROUP INC				16.67	512100	500017135	GHENT OUTSIDE MAINTENANCE FOR THE PERIOD 10/2 THRU 10/8/11	OCT-2011
26,073	Other	PIC GROUP INC				16.67	512100	500017135	GHENT OUTSIDE MAINTENANCE FOR THE PERIOD 10/2 THRU 10/8/11	OCT-2011
26,074	Other	PIC GROUP INC				4,626.31	512100	500017136	PAYMENT OF INVOICE #500017136--GHENT MILLWRIGHTS (BASE CREW) FOR THE PERIOD 10/2 THRU 10/8/11	OCT-2011
26,075	Other	PIC GROUP INC				4,039.34	512100	500017136	PAYMENT OF INVOICE #500017136--GHENT MILLWRIGHTS (BASE CREW) FOR THE PERIOD 10/2 THRU 10/8/11	OCT-2011
26,076	Other	PIC GROUP INC				2,194.72	512100	500017136	PAYMENT OF INVOICE #500017136--GHENT MILLWRIGHTS (BASE CREW) FOR THE PERIOD 10/2 THRU 10/8/11	OCT-2011
26,077	Other	PIC GROUP INC				1,044.99	512100	500017136	PAYMENT OF INVOICE #500017136--GHENT MILLWRIGHTS (BASE CREW) FOR THE PERIOD 10/2 THRU 10/8/11	OCT-2011
26,078	Other	PIC GROUP INC				1,033.36	512100	500017136	PAYMENT OF INVOICE #500017136--GHENT MILLWRIGHTS (BASE CREW) FOR THE PERIOD 10/2 THRU 10/8/11	OCT-2011
26,079	Other	PIC GROUP INC				588.08	512100	500017136	PAYMENT OF INVOICE #500017136--GHENT MILLWRIGHTS (BASE CREW) FOR THE PERIOD 10/2 THRU 10/8/11	OCT-2011
26,080	Other	PIC GROUP INC				36,375.36	512100	500017140	Labor to Support Unit 2 Boiler Assessmnt	OCT-2011
26,081	Other	PIC GROUP INC				7,073.69	512100	500017140	Labor for Punchlist Items for Unit 2 Auxillary Outage	OCT-2011
26,082	Other	PIC GROUP INC				1,548.00	512100	500017141	PAYMENT OF INVOICE #500017141--GHENT MILLWRIGHT (AUX CREW) FOR THE PERIOD 10/2 THRU 10/8/11	OCT-2011
26,083	Other	PIC GROUP INC				1,430.40	512100	500017141	PAYMENT OF INVOICE #500017141--GHENT MILLWRIGHT (AUX CREW) FOR THE PERIOD 10/2 THRU 10/8/11	OCT-2011
26,084	Other	PIC GROUP INC				373.60	512100	500017141	PAYMENT OF INVOICE #500017141--GHENT MILLWRIGHT (AUX CREW) FOR THE PERIOD 10/2 THRU 10/8/11	OCT-2011
26,085	Other	PIC GROUP INC				309.60	512100	500017141	PAYMENT OF INVOICE #500017141--GHENT MILLWRIGHT (AUX CREW) FOR THE PERIOD 10/2 THRU 10/8/11	OCT-2011
26,086	Other	PIC GROUP INC				309.60	512100	500017141	PAYMENT OF INVOICE #500017141--GHENT MILLWRIGHT (AUX CREW) FOR THE PERIOD 10/2 THRU 10/8/11	OCT-2011
26,087	Other	PIC GROUP INC				995.07	512100	500017200	RESIDENTIAL LABOR 10/10 - 10/16/11	OCT-2011
26,088	Other	PIC GROUP INC				866.58	512100	500017200	RESIDENTIAL LABOR 10/10 - 10/16/11	OCT-2011
26,089	Other	PIC GROUP INC				700.85	512100	500017200	RESIDENTIAL LABOR 10/10 - 10/16/11	OCT-2011
26,090	Other	PIC GROUP INC				666.60	512100	500017200	RESIDENTIAL LABOR 10/10 - 10/16/11	OCT-2011
26,091	Other	PIC GROUP INC				661.78	512100	500017200	RESIDENTIAL LABOR 10/10 - 10/16/11	OCT-2011
26,092	Other	PIC GROUP INC				602.70	512100	500017200	RESIDENTIAL LABOR 10/10 - 10/16/11	OCT-2011

KENTUCKY UTILITIES COMPANY
Case No. 2012- 00221
Analysis of Professional Services Expenses For the Test Year

(A)	(B)	(C)	(D)	(E)	(F)	(G)	(H)	(I)		
Line No.	Type	Vendor	Rate Case	Audit	Other	Total	Account	Invoice	Description	Period
26,093	Other	PIC GROUP INC				533.28	512100	500017200	RESIDENTIAL LABOR 10/10 - 10/16/11	OCT-2011
26,094	Other	PIC GROUP INC				434.21	512100	500017200	RESIDENTIAL LABOR 10/10 - 10/16/11	OCT-2011
26,095	Other	PIC GROUP INC				333.30	512100	500017200	RESIDENTIAL LABOR 10/10 - 10/16/11	OCT-2011
26,096	Other	PIC GROUP INC				283.62	512100	500017200	RESIDENTIAL LABOR 10/10 - 10/16/11	OCT-2011
26,097	Other	PIC GROUP INC				247.01	512100	500017200	RESIDENTIAL LABOR 10/10 - 10/16/11	OCT-2011
26,098	Other	PIC GROUP INC				212.72	512100	500017200	RESIDENTIAL LABOR 10/10 - 10/16/11	OCT-2011
26,099	Other	PIC GROUP INC				212.72	512100	500017200	RESIDENTIAL LABOR 10/10 - 10/16/11	OCT-2011
26,100	Other	PIC GROUP INC				198.79	511100	500017200	RESIDENTIAL LABOR 10/10 - 10/16/11	OCT-2011
26,101	Other	PIC GROUP INC				189.08	512100	500017200	RESIDENTIAL LABOR 10/10 - 10/16/11	OCT-2011
26,102	Other	PIC GROUP INC				189.08	512100	500017200	RESIDENTIAL LABOR 10/10 - 10/16/11	OCT-2011
26,103	Other	PIC GROUP INC				133.32	512017	500017200	RESIDENTIAL LABOR 10/10 - 10/16/11	OCT-2011
26,104	Other	PIC GROUP INC				120.54	512100	500017200	RESIDENTIAL LABOR 10/10 - 10/16/11	OCT-2011
26,105	Other	PIC GROUP INC				99.99	512100	500017200	RESIDENTIAL LABOR 10/10 - 10/16/11	OCT-2011
26,106	Other	PIC GROUP INC				99.99	512100	500017200	RESIDENTIAL LABOR 10/10 - 10/16/11	OCT-2011
26,107	Other	PIC GROUP INC				94.54	512100	500017200	RESIDENTIAL LABOR 10/10 - 10/16/11	OCT-2011
26,108	Other	PIC GROUP INC				743.33	512100	500017201	GHENT INSIDE MAINTENANCE FOR THE PERIOD 10/9 THRU 10/15/11	OCT-2011
26,109	Other	PIC GROUP INC				666.60	512100	500017201	GHENT INSIDE MAINTENANCE FOR THE PERIOD 10/9 THRU 10/15/11	OCT-2011
26,110	Other	PIC GROUP INC				633.27	511100	500017201	GHENT INSIDE MAINTENANCE FOR THE PERIOD 10/9 THRU 10/15/11	OCT-2011
26,111	Other	PIC GROUP INC				599.94	512017	500017201	GHENT INSIDE MAINTENANCE FOR THE PERIOD 10/9 THRU 10/15/11	OCT-2011
26,112	Other	PIC GROUP INC				533.28	512100	500017201	GHENT INSIDE MAINTENANCE FOR THE PERIOD 10/9 THRU 10/15/11	OCT-2011
26,113	Other	PIC GROUP INC				433.29	512017	500017201	GHENT INSIDE MAINTENANCE FOR THE PERIOD 10/9 THRU 10/15/11	OCT-2011
26,114	Other	PIC GROUP INC				401.80	512100	500017201	GHENT INSIDE MAINTENANCE FOR THE PERIOD 10/9 THRU 10/15/11	OCT-2011
26,115	Other	PIC GROUP INC				287.19	512100	500017201	GHENT INSIDE MAINTENANCE FOR THE PERIOD 10/9 THRU 10/15/11	OCT-2011
26,116	Other	PIC GROUP INC				266.64	512100	500017201	GHENT INSIDE MAINTENANCE FOR THE PERIOD 10/9 THRU 10/15/11	OCT-2011
26,117	Other	PIC GROUP INC				266.64	512100	500017201	GHENT INSIDE MAINTENANCE FOR THE PERIOD 10/9 THRU 10/15/11	OCT-2011
26,118	Other	PIC GROUP INC				220.53	512100	500017201	GHENT INSIDE MAINTENANCE FOR THE PERIOD 10/9 THRU 10/15/11	OCT-2011
26,119	Other	PIC GROUP INC				99.99	513100	500017201	GHENT INSIDE MAINTENANCE FOR THE PERIOD 10/9 THRU 10/15/11	OCT-2011
26,120	Other	PIC GROUP INC				66.66	512100	500017201	GHENT INSIDE MAINTENANCE FOR THE PERIOD 10/9 THRU 10/15/11	OCT-2011
26,121	Other	PIC GROUP INC				66.66	512100	500017201	GHENT INSIDE MAINTENANCE FOR THE PERIOD 10/9 THRU 10/15/11	OCT-2011
26,122	Other	PIC GROUP INC				66.66	512100	500017201	GHENT INSIDE MAINTENANCE FOR THE PERIOD 10/9 THRU 10/15/11	OCT-2011
26,123	Other	PIC GROUP INC				66.66	512100	500017201	GHENT INSIDE MAINTENANCE FOR THE PERIOD 10/9 THRU 10/15/11	OCT-2011
26,124	Other	PIC GROUP INC				66.66	512100	500017201	GHENT INSIDE MAINTENANCE FOR THE PERIOD 10/9 THRU 10/15/11	OCT-2011
26,125	Other	PIC GROUP INC				66.66	512100	500017201	GHENT INSIDE MAINTENANCE FOR THE PERIOD 10/9 THRU 10/15/11	OCT-2011
26,126	Other	PIC GROUP INC				66.66	512100	500017201	GHENT INSIDE MAINTENANCE FOR THE PERIOD 10/9 THRU 10/15/11	OCT-2011
26,127	Other	PIC GROUP INC				50.00	512011	500017201	GHENT INSIDE MAINTENANCE FOR THE PERIOD 10/9 THRU 10/15/11	OCT-2011
26,128	Other	PIC GROUP INC				50.00	512100	500017201	GHENT INSIDE MAINTENANCE FOR THE PERIOD 10/9 THRU 10/15/11	OCT-2011
26,129	Other	PIC GROUP INC				50.00	512100	500017201	GHENT INSIDE MAINTENANCE FOR THE PERIOD 10/9 THRU 10/15/11	OCT-2011
26,130	Other	PIC GROUP INC				50.00	512100	500017201	GHENT INSIDE MAINTENANCE FOR THE PERIOD 10/9 THRU 10/15/11	OCT-2011
26,131	Other	PIC GROUP INC				50.00	512100	500017201	GHENT INSIDE MAINTENANCE FOR THE PERIOD 10/9 THRU 10/15/11	OCT-2011
26,132	Other	PIC GROUP INC				50.00	512100	500017201	GHENT INSIDE MAINTENANCE FOR THE PERIOD 10/9 THRU 10/15/11	OCT-2011
26,133	Other	PIC GROUP INC				33.33	511100	500017201	GHENT INSIDE MAINTENANCE FOR THE PERIOD 10/9 THRU 10/15/11	OCT-2011
26,134	Other	PIC GROUP INC				33.33	511100	500017201	GHENT INSIDE MAINTENANCE FOR THE PERIOD 10/9 THRU 10/15/11	OCT-2011
26,135	Other	PIC GROUP INC				33.33	511100	500017201	GHENT INSIDE MAINTENANCE FOR THE PERIOD 10/9 THRU 10/15/11	OCT-2011
26,136	Other	PIC GROUP INC				33.33	511100	500017201	GHENT INSIDE MAINTENANCE FOR THE PERIOD 10/9 THRU 10/15/11	OCT-2011
26,137	Other	PIC GROUP INC				33.33	511100	500017201	GHENT INSIDE MAINTENANCE FOR THE PERIOD 10/9 THRU 10/15/11	OCT-2011
26,138	Other	PIC GROUP INC				33.33	512100	500017201	GHENT INSIDE MAINTENANCE FOR THE PERIOD 10/9 THRU 10/15/11	OCT-2011
26,139	Other	PIC GROUP INC				33.33	512100	500017201	GHENT INSIDE MAINTENANCE FOR THE PERIOD 10/9 THRU 10/15/11	OCT-2011
26,140	Other	PIC GROUP INC				33.33	512100	500017201	GHENT INSIDE MAINTENANCE FOR THE PERIOD 10/9 THRU 10/15/11	OCT-2011
26,141	Other	PIC GROUP INC				33.33	512100	500017201	GHENT INSIDE MAINTENANCE FOR THE PERIOD 10/9 THRU 10/15/11	OCT-2011
26,142	Other	PIC GROUP INC				33.33	512100	500017201	GHENT INSIDE MAINTENANCE FOR THE PERIOD 10/9 THRU 10/15/11	OCT-2011
26,143	Other	PIC GROUP INC				33.33	513100	500017201	GHENT INSIDE MAINTENANCE FOR THE PERIOD 10/9 THRU 10/15/11	OCT-2011
26,144	Other	PIC GROUP INC				33.33	513100	500017201	GHENT INSIDE MAINTENANCE FOR THE PERIOD 10/9 THRU 10/15/11	OCT-2011
26,145	Other	PIC GROUP INC				33.33	513100	500017201	GHENT INSIDE MAINTENANCE FOR THE PERIOD 10/9 THRU 10/15/11	OCT-2011
26,146	Other	PIC GROUP INC				33.33	513100	500017201	GHENT INSIDE MAINTENANCE FOR THE PERIOD 10/9 THRU 10/15/11	OCT-2011
26,147	Other	PIC GROUP INC				33.33	513100	500017201	GHENT INSIDE MAINTENANCE FOR THE PERIOD 10/9 THRU 10/15/11	OCT-2011
26,148	Other	PIC GROUP INC				33.28	512100	500017201	GHENT INSIDE MAINTENANCE FOR THE PERIOD 10/9 THRU 10/15/11	OCT-2011
26,149	Other	PIC GROUP INC				23.64	513100	500017201	GHENT INSIDE MAINTENANCE FOR THE PERIOD 10/9 THRU 10/15/11	OCT-2011
26,150	Other	PIC GROUP INC				16.67	512017	500017201	GHENT INSIDE MAINTENANCE FOR THE PERIOD 10/9 THRU 10/15/11	OCT-2011
26,151	Other	PIC GROUP INC				16.67	512017	500017201	GHENT INSIDE MAINTENANCE FOR THE PERIOD 10/9 THRU 10/15/11	OCT-2011
26,152	Other	PIC GROUP INC				16.67	513100	500017201	GHENT INSIDE MAINTENANCE FOR THE PERIOD 10/9 THRU 10/15/11	OCT-2011

KENTUCKY UTILITIES COMPANY
Case No. 2012- 00221
Analysis of Professional Services Expenses For the Test Year

(A)	(B)	(C)	(D)	(E)	(F)	(G)	(H)	(I)		
Line No.	Type	Vendor	Rate Case	Audit	Other	Total	Account	Invoice	Description	Period
26,153	Other	PIC GROUP INC				16.67	513100	500017201	GHENT INSIDE MAINTENANCE FOR THE PERIOD 10/9 THRU 10/15/11	OCT-2011
26,154	Other	PIC GROUP INC				1,189.44	512100	500017202	GHENT OUTSIDE MAINTENANCE FOR THE PERIOD 10/9 THRU 10/15/11	OCT-2011
26,155	Other	PIC GROUP INC				533.28	512100	500017202	GHENT OUTSIDE MAINTENANCE FOR THE PERIOD 10/9 THRU 10/15/11	OCT-2011
26,156	Other	PIC GROUP INC				466.62	512100	500017202	GHENT OUTSIDE MAINTENANCE FOR THE PERIOD 10/9 THRU 10/15/11	OCT-2011
26,157	Other	PIC GROUP INC				433.29	511100	500017202	GHENT OUTSIDE MAINTENANCE FOR THE PERIOD 10/9 THRU 10/15/11	OCT-2011
26,158	Other	PIC GROUP INC				422.39	512100	500017202	GHENT OUTSIDE MAINTENANCE FOR THE PERIOD 10/9 THRU 10/15/11	OCT-2011
26,159	Other	PIC GROUP INC				378.16	512100	500017202	GHENT OUTSIDE MAINTENANCE FOR THE PERIOD 10/9 THRU 10/15/11	OCT-2011
26,160	Other	PIC GROUP INC				366.63	512100	500017202	GHENT OUTSIDE MAINTENANCE FOR THE PERIOD 10/9 THRU 10/15/11	OCT-2011
26,161	Other	PIC GROUP INC				322.40	512100	500017202	GHENT OUTSIDE MAINTENANCE FOR THE PERIOD 10/9 THRU 10/15/11	OCT-2011
26,162	Other	PIC GROUP INC				287.12	512017	500017202	GHENT OUTSIDE MAINTENANCE FOR THE PERIOD 10/9 THRU 10/15/11	OCT-2011
26,163	Other	PIC GROUP INC				266.64	512100	500017202	GHENT OUTSIDE MAINTENANCE FOR THE PERIOD 10/9 THRU 10/15/11	OCT-2011
26,164	Other	PIC GROUP INC				230.70	512100	500017202	GHENT OUTSIDE MAINTENANCE FOR THE PERIOD 10/9 THRU 10/15/11	OCT-2011
26,165	Other	PIC GROUP INC				199.98	512100	500017202	GHENT OUTSIDE MAINTENANCE FOR THE PERIOD 10/9 THRU 10/15/11	OCT-2011
26,166	Other	PIC GROUP INC				199.98	512100	500017202	GHENT OUTSIDE MAINTENANCE FOR THE PERIOD 10/9 THRU 10/15/11	OCT-2011
26,167	Other	PIC GROUP INC				199.98	513100	500017202	GHENT OUTSIDE MAINTENANCE FOR THE PERIOD 10/9 THRU 10/15/11	OCT-2011
26,168	Other	PIC GROUP INC				166.65	512100	500017202	GHENT OUTSIDE MAINTENANCE FOR THE PERIOD 10/9 THRU 10/15/11	OCT-2011
26,169	Other	PIC GROUP INC				166.65	512100	500017202	GHENT OUTSIDE MAINTENANCE FOR THE PERIOD 10/9 THRU 10/15/11	OCT-2011
26,170	Other	PIC GROUP INC				133.32	512100	500017202	GHENT OUTSIDE MAINTENANCE FOR THE PERIOD 10/9 THRU 10/15/11	OCT-2011
26,171	Other	PIC GROUP INC				133.32	512100	500017202	GHENT OUTSIDE MAINTENANCE FOR THE PERIOD 10/9 THRU 10/15/11	OCT-2011
26,172	Other	PIC GROUP INC				133.32	512100	500017202	GHENT OUTSIDE MAINTENANCE FOR THE PERIOD 10/9 THRU 10/15/11	OCT-2011
26,173	Other	PIC GROUP INC				99.99	512100	500017202	GHENT OUTSIDE MAINTENANCE FOR THE PERIOD 10/9 THRU 10/15/11	OCT-2011
26,174	Other	PIC GROUP INC				76.90	512100	500017202	GHENT OUTSIDE MAINTENANCE FOR THE PERIOD 10/9 THRU 10/15/11	OCT-2011
26,175	Other	PIC GROUP INC				66.66	512100	500017202	GHENT OUTSIDE MAINTENANCE FOR THE PERIOD 10/9 THRU 10/15/11	OCT-2011
26,176	Other	PIC GROUP INC				66.66	512100	500017202	GHENT OUTSIDE MAINTENANCE FOR THE PERIOD 10/9 THRU 10/15/11	OCT-2011
26,177	Other	PIC GROUP INC				66.66	512100	500017202	GHENT OUTSIDE MAINTENANCE FOR THE PERIOD 10/9 THRU 10/15/11	OCT-2011
26,178	Other	PIC GROUP INC				66.66	513100	500017202	GHENT OUTSIDE MAINTENANCE FOR THE PERIOD 10/9 THRU 10/15/11	OCT-2011
26,179	Other	PIC GROUP INC				66.66	513100	500017202	GHENT OUTSIDE MAINTENANCE FOR THE PERIOD 10/9 THRU 10/15/11	OCT-2011
26,180	Other	PIC GROUP INC				38.45	512100	500017202	GHENT OUTSIDE MAINTENANCE FOR THE PERIOD 10/9 THRU 10/15/11	OCT-2011
26,181	Other	PIC GROUP INC				38.45	512100	500017202	GHENT OUTSIDE MAINTENANCE FOR THE PERIOD 10/9 THRU 10/15/11	OCT-2011
26,182	Other	PIC GROUP INC				38.45	512100	500017202	GHENT OUTSIDE MAINTENANCE FOR THE PERIOD 10/9 THRU 10/15/11	OCT-2011
26,183	Other	PIC GROUP INC				38.45	512100	500017202	GHENT OUTSIDE MAINTENANCE FOR THE PERIOD 10/9 THRU 10/15/11	OCT-2011
26,184	Other	PIC GROUP INC				33.33	512100	500017202	GHENT OUTSIDE MAINTENANCE FOR THE PERIOD 10/9 THRU 10/15/11	OCT-2011
26,185	Other	PIC GROUP INC				33.33	512100	500017202	GHENT OUTSIDE MAINTENANCE FOR THE PERIOD 10/9 THRU 10/15/11	OCT-2011
26,186	Other	PIC GROUP INC				4,857.75	513100	500017203	PAYMENT OF INVOICE #500017203--GHENT MILLWRIGHTS (BASE CREW) FOR THE PERIOD 10/9 THRU 10/15/11	OCT-2011
26,187	Other	PIC GROUP INC				1,689.71	512100	500017203	PAYMENT OF INVOICE #500017203--GHENT MILLWRIGHTS (BASE CREW) FOR THE PERIOD 10/9 THRU 10/15/11	OCT-2011
26,188	Other	PIC GROUP INC				1,553.22	512100	500017203	PAYMENT OF INVOICE #500017203--GHENT MILLWRIGHTS (BASE CREW) FOR THE PERIOD 10/9 THRU 10/15/11	OCT-2011
26,189	Other	PIC GROUP INC				917.65	512100	500017203	PAYMENT OF INVOICE #500017203--GHENT MILLWRIGHTS (BASE CREW) FOR THE PERIOD 10/9 THRU 10/15/11	OCT-2011
26,190	Other	PIC GROUP INC				656.48	512100	500017203	PAYMENT OF INVOICE #500017203--GHENT MILLWRIGHTS (BASE CREW) FOR THE PERIOD 10/9 THRU 10/15/11	OCT-2011
26,191	Other	PIC GROUP INC				321.44	512100	500017203	PAYMENT OF INVOICE #500017203--GHENT MILLWRIGHTS (BASE CREW) FOR THE PERIOD 10/9 THRU 10/15/11	OCT-2011
26,192	Other	PIC GROUP INC				244.48	513100	500017203	PAYMENT OF INVOICE #500017203--GHENT MILLWRIGHTS (BASE CREW) FOR THE PERIOD 10/9 THRU 10/15/11	OCT-2011
26,193	Other	PIC GROUP INC				147.02	513100	500017203	PAYMENT OF INVOICE #500017203--GHENT MILLWRIGHTS (BASE CREW) FOR THE PERIOD 10/9 THRU 10/15/11	OCT-2011
26,194	Other	PIC GROUP INC				1,161.00	512100	500017208	PAYMENT OF INVOICE #500017208--GHENT MILLWRIGHTS (AUX CREW) FOR THE PERIOD 10/9 THRU 10/15/11	OCT-2011
26,195	Other	PIC GROUP INC				774.00	512100	500017208	PAYMENT OF INVOICE #500017208--GHENT MILLWRIGHTS (AUX CREW) FOR THE PERIOD 10/9 THRU 10/15/11	OCT-2011
26,196	Other	PIC GROUP INC				619.20	512100	500017208	PAYMENT OF INVOICE #500017208--GHENT MILLWRIGHTS (AUX CREW) FOR THE PERIOD 10/9 THRU 10/15/11	OCT-2011
26,197	Other	PIC GROUP INC				309.60	512100	500017208	PAYMENT OF INVOICE #500017208--GHENT MILLWRIGHTS (AUX CREW) FOR THE PERIOD 10/9 THRU 10/15/11	OCT-2011
26,198	Other	PIC GROUP INC				77.40	513100	500017208	PAYMENT OF INVOICE #500017208--GHENT MILLWRIGHTS (AUX CREW) FOR THE PERIOD 10/9 THRU 10/15/11	OCT-2011

KENTUCKY UTILITIES COMPANY
Case No. 2012- 00221
Analysis of Professional Services Expenses For the Test Year

(A)	(B)	(C)	(D)	(E)	(F)	(G)	(H)	(I)		
Line No.	Type	Vendor	Rate Case	Audit	Other	Total	Account	Invoice	Description	Period
26,199	Other	PIC GROUP INC				77.40	513100	500017208	PAYMENT OF INVOICE #500017208--GHENT MILLWRIGHTS (AUX CREW) FOR THE PERIOD 10/9 THRU 10/15/11	OCT-2011
26,200	Other	PIC GROUP INC				2,679.53	512100	500017360	RESIDENTIAL LABOR 10/16 - 10/23/11	NOV-2011
26,201	Other	PIC GROUP INC				1,229.04	512100	500017360	RESIDENTIAL LABOR 10/16 - 10/23/11	NOV-2011
26,202	Other	PIC GROUP INC				1,229.02	512100	500017360	RESIDENTIAL LABOR 10/16 - 10/23/11	NOV-2011
26,203	Other	PIC GROUP INC				1,211.41	512100	500017360	RESIDENTIAL LABOR 10/16 - 10/23/11	NOV-2011
26,204	Other	PIC GROUP INC				1,022.96	512100	500017360	RESIDENTIAL LABOR 10/16 - 10/23/11	NOV-2011
26,205	Other	PIC GROUP INC				921.77	512100	500017360	RESIDENTIAL LABOR 10/16 - 10/23/11	NOV-2011
26,206	Other	PIC GROUP INC				867.21	512100	500017360	RESIDENTIAL LABOR 10/16 - 10/23/11	NOV-2011
26,207	Other	PIC GROUP INC				772.67	512100	500017360	RESIDENTIAL LABOR 10/16 - 10/23/11	NOV-2011
26,208	Other	PIC GROUP INC				373.48	512100	500017360	RESIDENTIAL LABOR 10/16 - 10/23/11	NOV-2011
26,209	Other	PIC GROUP INC				333.30	512100	500017360	RESIDENTIAL LABOR 10/16 - 10/23/11	NOV-2011
26,210	Other	PIC GROUP INC				283.62	512017	500017360	RESIDENTIAL LABOR 10/16 - 10/23/11	NOV-2011
26,211	Other	PIC GROUP INC				283.62	512100	500017360	RESIDENTIAL LABOR 10/16 - 10/23/11	NOV-2011
26,212	Other	PIC GROUP INC				283.62	512100	500017360	RESIDENTIAL LABOR 10/16 - 10/23/11	NOV-2011
26,213	Other	PIC GROUP INC				189.08	512100	500017360	RESIDENTIAL LABOR 10/16 - 10/23/11	NOV-2011
26,214	Other	PIC GROUP INC				173.50	511100	500017360	RESIDENTIAL LABOR 10/16 - 10/23/11	NOV-2011
26,215	Other	PIC GROUP INC				140.17	512100	500017360	RESIDENTIAL LABOR 10/16 - 10/23/11	NOV-2011
26,216	Other	PIC GROUP INC				140.15	512100	500017360	RESIDENTIAL LABOR 10/16 - 10/23/11	NOV-2011
26,217	Other	PIC GROUP INC				133.32	512100	500017360	RESIDENTIAL LABOR 10/16 - 10/23/11	NOV-2011
26,218	Other	PIC GROUP INC				99.99	512100	500017360	RESIDENTIAL LABOR 10/16 - 10/23/11	NOV-2011
26,219	Other	PIC GROUP INC				40.18	513100	500017360	RESIDENTIAL LABOR 10/16 - 10/23/11	NOV-2011
26,220	Other	PIC GROUP INC				1,333.20	511100	500017361	GHENT INSIDE MAINTENANCE FOR THE PERIOD 10/16 THRU 10/22/11	NOV-2011
26,221	Other	PIC GROUP INC				843.78	512100	500017361	GHENT INSIDE MAINTENANCE FOR THE PERIOD 10/16 THRU 10/22/11	NOV-2011
26,222	Other	PIC GROUP INC				533.28	512017	500017361	GHENT INSIDE MAINTENANCE FOR THE PERIOD 10/16 THRU 10/22/11	NOV-2011
26,223	Other	PIC GROUP INC				299.97	512100	500017361	GHENT INSIDE MAINTENANCE FOR THE PERIOD 10/16 THRU 10/22/11	NOV-2011
26,224	Other	PIC GROUP INC				266.64	512017	500017361	GHENT INSIDE MAINTENANCE FOR THE PERIOD 10/16 THRU 10/22/11	NOV-2011
26,225	Other	PIC GROUP INC				266.64	512017	500017361	GHENT INSIDE MAINTENANCE FOR THE PERIOD 10/16 THRU 10/22/11	NOV-2011
26,226	Other	PIC GROUP INC				266.64	512100	500017361	GHENT INSIDE MAINTENANCE FOR THE PERIOD 10/16 THRU 10/22/11	NOV-2011
26,227	Other	PIC GROUP INC				266.64	512100	500017361	GHENT INSIDE MAINTENANCE FOR THE PERIOD 10/16 THRU 10/22/11	NOV-2011
26,228	Other	PIC GROUP INC				249.98	512100	500017361	GHENT INSIDE MAINTENANCE FOR THE PERIOD 10/16 THRU 10/22/11	NOV-2011
26,229	Other	PIC GROUP INC				241.08	513100	500017361	GHENT INSIDE MAINTENANCE FOR THE PERIOD 10/16 THRU 10/22/11	NOV-2011
26,230	Other	PIC GROUP INC				200.90	512100	500017361	GHENT INSIDE MAINTENANCE FOR THE PERIOD 10/16 THRU 10/22/11	NOV-2011
26,231	Other	PIC GROUP INC				199.98	512100	500017361	GHENT INSIDE MAINTENANCE FOR THE PERIOD 10/16 THRU 10/22/11	NOV-2011
26,232	Other	PIC GROUP INC				199.98	512100	500017361	GHENT INSIDE MAINTENANCE FOR THE PERIOD 10/16 THRU 10/22/11	NOV-2011
26,233	Other	PIC GROUP INC				189.08	512017	500017361	GHENT INSIDE MAINTENANCE FOR THE PERIOD 10/16 THRU 10/22/11	NOV-2011
26,234	Other	PIC GROUP INC				133.32	512017	500017361	GHENT INSIDE MAINTENANCE FOR THE PERIOD 10/16 THRU 10/22/11	NOV-2011
26,235	Other	PIC GROUP INC				133.32	512017	500017361	GHENT INSIDE MAINTENANCE FOR THE PERIOD 10/16 THRU 10/22/11	NOV-2011
26,236	Other	PIC GROUP INC				133.32	512017	500017361	GHENT INSIDE MAINTENANCE FOR THE PERIOD 10/16 THRU 10/22/11	NOV-2011
26,237	Other	PIC GROUP INC				133.32	512017	500017361	GHENT INSIDE MAINTENANCE FOR THE PERIOD 10/16 THRU 10/22/11	NOV-2011
26,238	Other	PIC GROUP INC				133.32	512017	500017361	GHENT INSIDE MAINTENANCE FOR THE PERIOD 10/16 THRU 10/22/11	NOV-2011
26,239	Other	PIC GROUP INC				133.32	512017	500017361	GHENT INSIDE MAINTENANCE FOR THE PERIOD 10/16 THRU 10/22/11	NOV-2011
26,240	Other	PIC GROUP INC				133.32	512017	500017361	GHENT INSIDE MAINTENANCE FOR THE PERIOD 10/16 THRU 10/22/11	NOV-2011
26,241	Other	PIC GROUP INC				133.32	512017	500017361	GHENT INSIDE MAINTENANCE FOR THE PERIOD 10/16 THRU 10/22/11	NOV-2011
26,242	Other	PIC GROUP INC				133.32	512017	500017361	GHENT INSIDE MAINTENANCE FOR THE PERIOD 10/16 THRU 10/22/11	NOV-2011
26,243	Other	PIC GROUP INC				133.32	512100	500017361	GHENT INSIDE MAINTENANCE FOR THE PERIOD 10/16 THRU 10/22/11	NOV-2011
26,244	Other	PIC GROUP INC				133.32	512100	500017361	GHENT INSIDE MAINTENANCE FOR THE PERIOD 10/16 THRU 10/22/11	NOV-2011
26,245	Other	PIC GROUP INC				66.66	512100	500017361	GHENT INSIDE MAINTENANCE FOR THE PERIOD 10/16 THRU 10/22/11	NOV-2011
26,246	Other	PIC GROUP INC				66.66	512100	500017361	GHENT INSIDE MAINTENANCE FOR THE PERIOD 10/16 THRU 10/22/11	NOV-2011
26,247	Other	PIC GROUP INC				66.66	512100	500017361	GHENT INSIDE MAINTENANCE FOR THE PERIOD 10/16 THRU 10/22/11	NOV-2011
26,248	Other	PIC GROUP INC				66.66	512100	500017361	GHENT INSIDE MAINTENANCE FOR THE PERIOD 10/16 THRU 10/22/11	NOV-2011
26,249	Other	PIC GROUP INC				66.66	512100	500017361	GHENT INSIDE MAINTENANCE FOR THE PERIOD 10/16 THRU 10/22/11	NOV-2011
26,250	Other	PIC GROUP INC				50.00	513100	500017361	GHENT INSIDE MAINTENANCE FOR THE PERIOD 10/16 THRU 10/22/11	NOV-2011
26,251	Other	PIC GROUP INC				33.33	511100	500017361	GHENT INSIDE MAINTENANCE FOR THE PERIOD 10/16 THRU 10/22/11	NOV-2011
26,252	Other	PIC GROUP INC				33.33	512017	500017361	GHENT INSIDE MAINTENANCE FOR THE PERIOD 10/16 THRU 10/22/11	NOV-2011
26,253	Other	PIC GROUP INC				33.33	512100	500017361	GHENT INSIDE MAINTENANCE FOR THE PERIOD 10/16 THRU 10/22/11	NOV-2011
26,254	Other	PIC GROUP INC				33.33	512100	500017361	GHENT INSIDE MAINTENANCE FOR THE PERIOD 10/16 THRU 10/22/11	NOV-2011
26,255	Other	PIC GROUP INC				33.33	512100	500017361	GHENT INSIDE MAINTENANCE FOR THE PERIOD 10/16 THRU 10/22/11	NOV-2011
26,256	Other	PIC GROUP INC				33.33	512100	500017361	GHENT INSIDE MAINTENANCE FOR THE PERIOD 10/16 THRU 10/22/11	NOV-2011
26,257	Other	PIC GROUP INC				33.33	512100	500017361	GHENT INSIDE MAINTENANCE FOR THE PERIOD 10/16 THRU 10/22/11	NOV-2011

KENTUCKY UTILITIES COMPANY
Case No. 2012- 00221
Analysis of Professional Services Expenses For the Test Year

(A)	(B)	(C)	(D)	(E)	(F)	(G)	(H)	(I)		
Line No.	Type	Vendor	Rate Case	Audit	Other	Total	Account	Invoice	Description	Period
26,315	Other	PIC GROUP INC				1,020.58	512100	500017363	PAYMENT OF INVOICE #500017363--GHENT MILLWRIGHTS (BASE CREW) FOR THE PERIOD 10/16 THRU 10/22/2011	NOV-2011
26,316	Other	PIC GROUP INC				967.40	512100	500017363	PAYMENT OF INVOICE #500017363--GHENT MILLWRIGHTS (BASE CREW) FOR THE PERIOD 10/16 THRU 10/22/2011	NOV-2011
26,317	Other	PIC GROUP INC				596.14	513100	500017363	PAYMENT OF INVOICE #500017363--GHENT MILLWRIGHTS (BASE CREW) FOR THE PERIOD 10/16 THRU 10/22/2011	NOV-2011
26,318	Other	PIC GROUP INC				466.84	512100	500017363	PAYMENT OF INVOICE #500017363--GHENT MILLWRIGHTS (BASE CREW) FOR THE PERIOD 10/16 THRU 10/22/2011	NOV-2011
26,319	Other	PIC GROUP INC				246.18	512100	500017363	PAYMENT OF INVOICE #500017363--GHENT MILLWRIGHTS (BASE CREW) FOR THE PERIOD 10/16 THRU 10/22/2011	NOV-2011
26,320	Other	PIC GROUP INC				246.18	512100	500017363	PAYMENT OF INVOICE #500017363--GHENT MILLWRIGHTS (BASE CREW) FOR THE PERIOD 10/16 THRU 10/22/2011	NOV-2011
26,321	Other	PIC GROUP INC				1,436.90	512100	500017367	PAYMENT OF INVOICE 500017367--GHENT MILLWRIGHTS (AUX CREW) FOR THE PERIOD 10/16 THRU 10/22/11	NOV-2011
26,322	Other	PIC GROUP INC				928.80	512100	500017367	PAYMENT OF INVOICE 500017367--GHENT MILLWRIGHTS (AUX CREW) FOR THE PERIOD 10/16 THRU 10/22/11	NOV-2011
26,323	Other	PIC GROUP INC				832.05	512100	500017367	PAYMENT OF INVOICE 500017367--GHENT MILLWRIGHTS (AUX CREW) FOR THE PERIOD 10/16 THRU 10/22/11	NOV-2011
26,324	Other	PIC GROUP INC				619.20	512100	500017367	PAYMENT OF INVOICE 500017367--GHENT MILLWRIGHTS (AUX CREW) FOR THE PERIOD 10/16 THRU 10/22/11	NOV-2011
26,325	Other	PIC GROUP INC				309.60	512100	500017367	PAYMENT OF INVOICE 500017367--GHENT MILLWRIGHTS (AUX CREW) FOR THE PERIOD 10/16 THRU 10/22/11	NOV-2011
26,326	Other	PIC GROUP INC				309.60	513100	500017367	PAYMENT OF INVOICE 500017367--GHENT MILLWRIGHTS (AUX CREW) FOR THE PERIOD 10/16 THRU 10/22/11	NOV-2011
26,327	Other	PIC GROUP INC				7,508.97	930274	500017368	500017368 - MC 10/17 - 10/23 EMG WORK	NOV-2011
26,328	Other	PIC GROUP INC				768.39	512100	500017400	SUPPLEMENTAL LABOR FOR U3 SUPERHEAT PENDANT PLATEN TUBE LEAK REPAIR	NOV-2011
26,329	Other	PIC GROUP INC				1,914.38	512100	500017463	RESIDENTIAL LABOR 10/24 - 10/29/11	NOV-2011
26,330	Other	PIC GROUP INC				1,206.59	512100	500017463	RESIDENTIAL LABOR 10/24 - 10/29/11	NOV-2011
26,331	Other	PIC GROUP INC				1,183.50	512100	500017463	RESIDENTIAL LABOR 10/24 - 10/29/11	NOV-2011
26,332	Other	PIC GROUP INC				1,070.23	512017	500017463	RESIDENTIAL LABOR 10/24 - 10/29/11	NOV-2011
26,333	Other	PIC GROUP INC				499.96	512100	500017463	RESIDENTIAL LABOR 10/24 - 10/29/11	NOV-2011
26,334	Other	PIC GROUP INC				416.63	512100	500017463	RESIDENTIAL LABOR 10/24 - 10/29/11	NOV-2011
26,335	Other	PIC GROUP INC				399.96	512100	500017463	RESIDENTIAL LABOR 10/24 - 10/29/11	NOV-2011
26,336	Other	PIC GROUP INC				333.30	512100	500017463	RESIDENTIAL LABOR 10/24 - 10/29/11	NOV-2011
26,337	Other	PIC GROUP INC				299.98	512100	500017463	RESIDENTIAL LABOR 10/24 - 10/29/11	NOV-2011
26,338	Other	PIC GROUP INC				281.26	512100	500017463	RESIDENTIAL LABOR 10/24 - 10/29/11	NOV-2011
26,339	Other	PIC GROUP INC				261.17	512100	500017463	RESIDENTIAL LABOR 10/24 - 10/29/11	NOV-2011
26,340	Other	PIC GROUP INC				189.08	513100	500017463	RESIDENTIAL LABOR 10/24 - 10/29/11	NOV-2011
26,341	Other	PIC GROUP INC				173.50	511100	500017463	RESIDENTIAL LABOR 10/24 - 10/29/11	NOV-2011
26,342	Other	PIC GROUP INC				166.65	512100	500017463	RESIDENTIAL LABOR 10/24 - 10/29/11	NOV-2011
26,343	Other	PIC GROUP INC				160.72	512017	500017463	RESIDENTIAL LABOR 10/24 - 10/29/11	NOV-2011
26,344	Other	PIC GROUP INC				160.72	512100	500017463	RESIDENTIAL LABOR 10/24 - 10/29/11	NOV-2011
26,345	Other	PIC GROUP INC				141.81	512017	500017463	RESIDENTIAL LABOR 10/24 - 10/29/11	NOV-2011
26,346	Other	PIC GROUP INC				120.54	512100	500017463	RESIDENTIAL LABOR 10/24 - 10/29/11	NOV-2011
26,347	Other	PIC GROUP INC				80.36	512100	500017463	RESIDENTIAL LABOR 10/24 - 10/29/11	NOV-2011
26,348	Other	PIC GROUP INC				80.36	512100	500017463	RESIDENTIAL LABOR 10/24 - 10/29/11	NOV-2011
26,349	Other	PIC GROUP INC				80.36	512100	500017463	RESIDENTIAL LABOR 10/24 - 10/29/11	NOV-2011
26,350	Other	PIC GROUP INC				66.66	512100	500017463	RESIDENTIAL LABOR 10/24 - 10/29/11	NOV-2011
26,351	Other	PIC GROUP INC				66.66	512100	500017463	RESIDENTIAL LABOR 10/24 - 10/29/11	NOV-2011
26,352	Other	PIC GROUP INC				66.66	512100	500017463	RESIDENTIAL LABOR 10/24 - 10/29/11	NOV-2011
26,353	Other	PIC GROUP INC				66.66	512100	500017463	RESIDENTIAL LABOR 10/24 - 10/29/11	NOV-2011
26,354	Other	PIC GROUP INC				66.66	512100	500017463	RESIDENTIAL LABOR 10/24 - 10/29/11	NOV-2011
26,355	Other	PIC GROUP INC				66.66	512100	500017463	RESIDENTIAL LABOR 10/24 - 10/29/11	NOV-2011
26,356	Other	PIC GROUP INC				50.00	512100	500017463	RESIDENTIAL LABOR 10/24 - 10/29/11	NOV-2011
26,357	Other	PIC GROUP INC				40.18	512017	500017463	RESIDENTIAL LABOR 10/24 - 10/29/11	NOV-2011
26,358	Other	PIC GROUP INC				40.18	512100	500017463	RESIDENTIAL LABOR 10/24 - 10/29/11	NOV-2011
26,359	Other	PIC GROUP INC				40.18	512100	500017463	RESIDENTIAL LABOR 10/24 - 10/29/11	NOV-2011
26,360	Other	PIC GROUP INC				1,333.20	511100	500017464	GHENT INSIDE MAINTENANCE FOR THE PERIOD 10/23 THRU 10/29/11	NOV-2011
26,361	Other	PIC GROUP INC				1,242.29	512100	500017464	GHENT INSIDE MAINTENANCE FOR THE PERIOD 10/23 THRU 10/29/11	NOV-2011

KENTUCKY UTILITIES COMPANY
Case No. 2012- 00221
Analysis of Professional Services Expenses For the Test Year

(A)	(B)	(C)	(D)	(E)	(F)	(G)	(H)	(I)		
Line No.	Type	Vendor	Rate Case	Audit	Other	Total	Account	Invoice	Description	Period
26,422	Other	PIC GROUP INC				33.33	512017	500017465	GHENT OUTSIDE MAINTENANCE FOR THE PERIOD 10/23 THRU 10/29/11	NOV-2011
26,423	Other	PIC GROUP INC				33.33	512100	500017465	GHENT OUTSIDE MAINTENANCE FOR THE PERIOD 10/23 THRU 10/29/11	NOV-2011
26,424	Other	PIC GROUP INC				33.33	512100	500017465	GHENT OUTSIDE MAINTENANCE FOR THE PERIOD 10/23 THRU 10/29/11	NOV-2011
26,425	Other	PIC GROUP INC				33.33	512100	500017465	GHENT OUTSIDE MAINTENANCE FOR THE PERIOD 10/23 THRU 10/29/11	NOV-2011
26,426	Other	PIC GROUP INC				33.33	512100	500017465	GHENT OUTSIDE MAINTENANCE FOR THE PERIOD 10/23 THRU 10/29/11	NOV-2011
26,427	Other	PIC GROUP INC				33.33	512100	500017465	GHENT OUTSIDE MAINTENANCE FOR THE PERIOD 10/23 THRU 10/29/11	NOV-2011
26,428	Other	PIC GROUP INC				33.33	514100	500017465	GHENT OUTSIDE MAINTENANCE FOR THE PERIOD 10/23 THRU 10/29/11	NOV-2011
26,429	Other	PIC GROUP INC				33.33	514100	500017465	GHENT OUTSIDE MAINTENANCE FOR THE PERIOD 10/23 THRU 10/29/11	NOV-2011
26,430	Other	PIC GROUP INC				16.67	512100	500017465	GHENT OUTSIDE MAINTENANCE FOR THE PERIOD 10/23 THRU 10/29/11	NOV-2011
26,431	Other	PIC GROUP INC				16.67	512100	500017465	GHENT OUTSIDE MAINTENANCE FOR THE PERIOD 10/23 THRU 10/29/11	NOV-2011
26,432	Other	PIC GROUP INC				4,892.59	513100	500017466	PAYMENT OF INVOICE #500017466--GHENT MILLWRIGHTS (BASE CREW) FOR THE PERIOD 10/23 THRU 10/29/11	NOV-2011
26,433	Other	PIC GROUP INC				1,916.32	512100	500017466	PAYMENT OF INVOICE #500017466--GHENT MILLWRIGHTS (BASE CREW) FOR THE PERIOD 10/23 THRU 10/29/11	NOV-2011
26,434	Other	PIC GROUP INC				1,586.33	512100	500017466	PAYMENT OF INVOICE #500017466--GHENT MILLWRIGHTS (BASE CREW) FOR THE PERIOD 10/23 THRU 10/29/11	NOV-2011
26,435	Other	PIC GROUP INC				1,390.64	512100	500017466	PAYMENT OF INVOICE #500017466--GHENT MILLWRIGHTS (BASE CREW) FOR THE PERIOD 10/23 THRU 10/29/11	NOV-2011
26,436	Other	PIC GROUP INC				1,109.50	512100	500017466	PAYMENT OF INVOICE #500017466--GHENT MILLWRIGHTS (BASE CREW) FOR THE PERIOD 10/23 THRU 10/29/11	NOV-2011
26,437	Other	PIC GROUP INC				504.32	513100	500017466	PAYMENT OF INVOICE #500017466--GHENT MILLWRIGHTS (BASE CREW) FOR THE PERIOD 10/23 THRU 10/29/11	NOV-2011
26,438	Other	PIC GROUP INC				241.02	512100	500017466	PAYMENT OF INVOICE #500017466--GHENT MILLWRIGHTS (BASE CREW) FOR THE PERIOD 10/23 THRU 10/29/11	NOV-2011
26,439	Other	PIC GROUP INC				143.56	512100	500017466	PAYMENT OF INVOICE #500017466--GHENT MILLWRIGHTS (BASE CREW) FOR THE PERIOD 10/23 THRU 10/29/11	NOV-2011
26,440	Other	PIC GROUP INC				56,650.70	512100	500017469	Rev 1 : Due to Additional Man-hours Required for Corrosion Fatigue Tube Replacement and Additional Manpower Required to Complete Open Punchlist Items Due to Shortened Contractor Schedule	Dec-2011
26,441	Other	PIC GROUP INC				14,605.19	512100	500017469	Labor for Punchlist Items for Unit 2 Auxillary Outage	Dec-2011
26,442	Other	PIC GROUP INC				1,896.30	512100	500017470	PAYMENT OF INVOICE #500017470--GHENT MILLWRIGHTS (AUX CREW) FOR THE PERIOD 10/23/11 THRU 10/29/11	NOV-2011
26,443	Other	PIC GROUP INC				348.30	512100	500017470	PAYMENT OF INVOICE #500017470--GHENT MILLWRIGHTS (AUX CREW) FOR THE PERIOD 10/23/11 THRU 10/29/11	NOV-2011
26,444	Other	PIC GROUP INC				309.60	512100	500017470	PAYMENT OF INVOICE #500017470--GHENT MILLWRIGHTS (AUX CREW) FOR THE PERIOD 10/23/11 THRU 10/29/11	NOV-2011
26,445	Other	PIC GROUP INC				1,661.12	512100	500017605	RESIDENTIAL LABOR 10/31 - 11/06/11	NOV-2011
26,446	Other	PIC GROUP INC				1,003.58	512100	500017605	RESIDENTIAL LABOR 10/31 - 11/06/11	NOV-2011
26,447	Other	PIC GROUP INC				949.91	512017	500017605	RESIDENTIAL LABOR 10/31 - 11/06/11	NOV-2011
26,448	Other	PIC GROUP INC				847.83	512100	500017605	RESIDENTIAL LABOR 10/31 - 11/06/11	NOV-2011
26,449	Other	PIC GROUP INC				354.53	512100	500017605	RESIDENTIAL LABOR 10/31 - 11/06/11	NOV-2011
26,450	Other	PIC GROUP INC				281.26	512005	500017605	RESIDENTIAL LABOR 10/31 - 11/06/11	NOV-2011
26,451	Other	PIC GROUP INC				266.64	512005	500017605	RESIDENTIAL LABOR 10/31 - 11/06/11	NOV-2011
26,452	Other	PIC GROUP INC				266.64	512017	500017605	RESIDENTIAL LABOR 10/31 - 11/06/11	NOV-2011
26,453	Other	PIC GROUP INC				266.64	512100	500017605	RESIDENTIAL LABOR 10/31 - 11/06/11	NOV-2011
26,454	Other	PIC GROUP INC				266.64	512100	500017605	RESIDENTIAL LABOR 10/31 - 11/06/11	NOV-2011
26,455	Other	PIC GROUP INC				266.64	512100	500017605	RESIDENTIAL LABOR 10/31 - 11/06/11	NOV-2011
26,456	Other	PIC GROUP INC				199.98	512005	500017605	RESIDENTIAL LABOR 10/31 - 11/06/11	NOV-2011
26,457	Other	PIC GROUP INC				173.50	511100	500017605	RESIDENTIAL LABOR 10/31 - 11/06/11	NOV-2011
26,458	Other	PIC GROUP INC				140.17	512100	500017605	RESIDENTIAL LABOR 10/31 - 11/06/11	NOV-2011
26,459	Other	PIC GROUP INC				133.32	511100	500017605	RESIDENTIAL LABOR 10/31 - 11/06/11	NOV-2011
26,460	Other	PIC GROUP INC				133.32	512100	500017605	RESIDENTIAL LABOR 10/31 - 11/06/11	NOV-2011
26,461	Other	PIC GROUP INC				120.54	512100	500017605	RESIDENTIAL LABOR 10/31 - 11/06/11	NOV-2011
26,462	Other	PIC GROUP INC				80.36	512100	500017605	RESIDENTIAL LABOR 10/31 - 11/06/11	NOV-2011
26,463	Other	PIC GROUP INC				66.66	512100	500017605	RESIDENTIAL LABOR 10/31 - 11/06/11	NOV-2011
26,464	Other	PIC GROUP INC				66.66	512100	500017605	RESIDENTIAL LABOR 10/31 - 11/06/11	NOV-2011
26,465	Other	PIC GROUP INC				66.62	512100	500017605	RESIDENTIAL LABOR 10/31 - 11/06/11	NOV-2011
26,466	Other	PIC GROUP INC				40.18	511100	500017605	RESIDENTIAL LABOR 10/31 - 11/06/11	NOV-2011
26,467	Other	PIC GROUP INC				40.18	513100	500017605	RESIDENTIAL LABOR 10/31 - 11/06/11	NOV-2011
26,468	Other	PIC GROUP INC				1,066.56	511100	500017606	GHENT INSIDE MAINTENANCE FOR THE PERIOD 10/30 THRU 11/12/11	NOV-2011

KENTUCKY UTILITIES COMPANY
Case No. 2012- 00221
Analysis of Professional Services Expenses For the Test Year

(A)	(B)	(C)	(D)	(E)	(F)	(G)	(H)	(I)		
Line No.	Type	Vendor	Rate Case	Audit	Other	Total	Account	Invoice	Description	Period
26,529	Other	PIC GROUP INC				19.23	512100	500017607	GHENT OUTSIDE MAINTENANCE FOR THE PERIOD 10/30 THRU 11/12/11	NOV-2011
26,530	Other	PIC GROUP INC				19.23	512100	500017607	GHENT OUTSIDE MAINTENANCE FOR THE PERIOD 10/30 THRU 11/12/11	NOV-2011
26,531	Other	PIC GROUP INC				19.23	512100	500017607	GHENT OUTSIDE MAINTENANCE FOR THE PERIOD 10/30 THRU 11/12/11	NOV-2011
26,532	Other	PIC GROUP INC				3,443.04	512100	500017608	PAYMENT OF INVOICE #500017608--GHENT MILLWRIGHTS (BASE CREW) FOR THE PERIOD 10/30 THRU 11/12/11	NOV-2011
26,533	Other	PIC GROUP INC				1,936.59	512100	500017608	PAYMENT OF INVOICE #500017608--GHENT MILLWRIGHTS (BASE CREW) FOR THE PERIOD 10/30 THRU 11/12/11	NOV-2011
26,534	Other	PIC GROUP INC				1,713.36	512100	500017608	PAYMENT OF INVOICE #500017608--GHENT MILLWRIGHTS (BASE CREW) FOR THE PERIOD 10/30 THRU 11/12/11	NOV-2011
26,535	Other	PIC GROUP INC				1,633.80	513100	500017608	PAYMENT OF INVOICE #500017608--GHENT MILLWRIGHTS (BASE CREW) FOR THE PERIOD 10/30 THRU 11/12/11	NOV-2011
26,536	Other	PIC GROUP INC				1,301.20	513100	500017608	PAYMENT OF INVOICE #500017608--GHENT MILLWRIGHTS (BASE CREW) FOR THE PERIOD 10/30 THRU 11/12/11	NOV-2011
26,537	Other	PIC GROUP INC				588.08	512100	500017608	PAYMENT OF INVOICE #500017608--GHENT MILLWRIGHTS (BASE CREW) FOR THE PERIOD 10/30 THRU 11/12/11	NOV-2011
26,538	Other	PIC GROUP INC				1,238.40	512100	500017613	PAYMENT OF INVOICE #500017613--GHENT MILLWRIGHTS (AUX CREW) FOR THE PERIOD 10/30 THRU 11/12/11	NOV-2011
26,539	Other	PIC GROUP INC				851.40	512100	500017613	PAYMENT OF INVOICE #500017613--GHENT MILLWRIGHTS (AUX CREW) FOR THE PERIOD 10/30 THRU 11/12/11	NOV-2011
26,540	Other	PIC GROUP INC				822.00	513100	500017613	PAYMENT OF INVOICE #500017613--GHENT MILLWRIGHTS (AUX CREW) FOR THE PERIOD 10/30 THRU 11/12/11	NOV-2011
26,541	Other	PIC GROUP INC				154.80	513100	500017613	PAYMENT OF INVOICE #500017613--GHENT MILLWRIGHTS (AUX CREW) FOR THE PERIOD 10/30 THRU 11/12/11	NOV-2011
26,542	Other	PIC GROUP INC				1,538.46	512100	500017661	RESIDENTIAL LABOR 11/07- 11/11/12	Dec-2011
26,543	Other	PIC GROUP INC				851.76	512017	500017661	RESIDENTIAL LABOR 11/07- 11/11/12	Dec-2011
26,544	Other	PIC GROUP INC				692.07	512005	500017661	RESIDENTIAL LABOR 11/07- 11/11/12	Dec-2011
26,545	Other	PIC GROUP INC				683.27	512005	500017661	RESIDENTIAL LABOR 11/07- 11/11/12	Dec-2011
26,546	Other	PIC GROUP INC				554.71	512005	500017661	RESIDENTIAL LABOR 11/07- 11/11/12	Dec-2011
26,547	Other	PIC GROUP INC				516.62	512100	500017661	RESIDENTIAL LABOR 11/07- 11/11/12	Dec-2011
26,548	Other	PIC GROUP INC				378.16	512005	500017661	RESIDENTIAL LABOR 11/07- 11/11/12	Dec-2011
26,549	Other	PIC GROUP INC				299.97	511100	500017661	RESIDENTIAL LABOR 11/07- 11/11/12	Dec-2011
26,550	Other	PIC GROUP INC				266.64	512017	500017661	RESIDENTIAL LABOR 11/07- 11/11/12	Dec-2011
26,551	Other	PIC GROUP INC				241.85	512100	500017661	RESIDENTIAL LABOR 11/07- 11/11/12	Dec-2011
26,552	Other	PIC GROUP INC				167.11	511100	500017661	RESIDENTIAL LABOR 11/07- 11/11/12	Dec-2011
26,553	Other	PIC GROUP INC				166.65	512100	500017661	RESIDENTIAL LABOR 11/07- 11/11/12	Dec-2011
26,554	Other	PIC GROUP INC				133.32	513100	500017661	RESIDENTIAL LABOR 11/07- 11/11/12	Dec-2011
26,555	Other	PIC GROUP INC				133.32	513100	500017661	RESIDENTIAL LABOR 11/07- 11/11/12	Dec-2011
26,556	Other	PIC GROUP INC				120.54	512100	500017661	RESIDENTIAL LABOR 11/07- 11/11/12	Dec-2011
26,557	Other	PIC GROUP INC				100.45	512005	500017661	RESIDENTIAL LABOR 11/07- 11/11/12	Dec-2011
26,558	Other	PIC GROUP INC				99.99	512005	500017661	RESIDENTIAL LABOR 11/07- 11/11/12	Dec-2011
26,559	Other	PIC GROUP INC				99.99	512005	500017661	RESIDENTIAL LABOR 11/07- 11/11/12	Dec-2011
26,560	Other	PIC GROUP INC				99.99	512100	500017661	RESIDENTIAL LABOR 11/07- 11/11/12	Dec-2011
26,561	Other	PIC GROUP INC				99.99	512100	500017661	RESIDENTIAL LABOR 11/07- 11/11/12	Dec-2011
26,562	Other	PIC GROUP INC				80.36	511100	500017661	RESIDENTIAL LABOR 11/07- 11/11/12	Dec-2011
26,563	Other	PIC GROUP INC				66.66	511100	500017661	RESIDENTIAL LABOR 11/07- 11/11/12	Dec-2011
26,564	Other	PIC GROUP INC				66.66	513100	500017661	RESIDENTIAL LABOR 11/07- 11/11/12	Dec-2011
26,565	Other	PIC GROUP INC				60.27	512005	500017661	RESIDENTIAL LABOR 11/07- 11/11/12	Dec-2011
26,566	Other	PIC GROUP INC				16.67	512100	500017661	RESIDENTIAL LABOR 11/07- 11/11/12	Dec-2011
26,567	Other	PIC GROUP INC				1,375.02	511100	500017662	GHENT INSIDE MAINTENANCE FOR THE PERIOD 11/6 THRU 11/12/11	NOV-2011
26,568	Other	PIC GROUP INC				1,295.78	512100	500017662	GHENT INSIDE MAINTENANCE FOR THE PERIOD 11/6 THRU 11/12/11	NOV-2011
26,569	Other	PIC GROUP INC				642.88	514100	500017662	GHENT INSIDE MAINTENANCE FOR THE PERIOD 11/6 THRU 11/12/11	NOV-2011
26,570	Other	PIC GROUP INC				533.28	512017	500017662	GHENT INSIDE MAINTENANCE FOR THE PERIOD 11/6 THRU 11/12/11	NOV-2011
26,571	Other	PIC GROUP INC				520.50	512017	500017662	GHENT INSIDE MAINTENANCE FOR THE PERIOD 11/6 THRU 11/12/11	NOV-2011
26,572	Other	PIC GROUP INC				427.36	511100	500017662	GHENT INSIDE MAINTENANCE FOR THE PERIOD 11/6 THRU 11/12/11	NOV-2011
26,573	Other	PIC GROUP INC				266.64	512017	500017662	GHENT INSIDE MAINTENANCE FOR THE PERIOD 11/6 THRU 11/12/11	NOV-2011
26,574	Other	PIC GROUP INC				266.64	512017	500017662	GHENT INSIDE MAINTENANCE FOR THE PERIOD 11/6 THRU 11/12/11	NOV-2011
26,575	Other	PIC GROUP INC				266.64	512100	500017662	GHENT INSIDE MAINTENANCE FOR THE PERIOD 11/6 THRU 11/12/11	NOV-2011
26,576	Other	PIC GROUP INC				233.31	512100	500017662	GHENT INSIDE MAINTENANCE FOR THE PERIOD 11/6 THRU 11/12/11	NOV-2011
26,577	Other	PIC GROUP INC				166.65	512100	500017662	GHENT INSIDE MAINTENANCE FOR THE PERIOD 11/6 THRU 11/12/11	NOV-2011
26,578	Other	PIC GROUP INC				133.32	512100	500017662	GHENT INSIDE MAINTENANCE FOR THE PERIOD 11/6 THRU 11/12/11	NOV-2011

KENTUCKY UTILITIES COMPANY
Case No. 2012- 00221
Analysis of Professional Services Expenses For the Test Year

(A)	(B)	(C)	(D)	(E)	(F)	(G)	(H)	(I)		
Line No.	Type	Vendor	Rate Case	Audit	Other	Total	Account	Invoice	Description	Period
26,579	Other	PIC GROUP INC				133.32	512100	500017662	GHENT INSIDE MAINTENANCE FOR THE PERIOD 11/6 THRU 11/12/11	NOV-2011
26,580	Other	PIC GROUP INC				133.32	512100	500017662	GHENT INSIDE MAINTENANCE FOR THE PERIOD 11/6 THRU 11/12/11	NOV-2011
26,581	Other	PIC GROUP INC				133.32	513100	500017662	GHENT INSIDE MAINTENANCE FOR THE PERIOD 11/6 THRU 11/12/11	NOV-2011
26,582	Other	PIC GROUP INC				99.99	512017	500017662	GHENT INSIDE MAINTENANCE FOR THE PERIOD 11/6 THRU 11/12/11	NOV-2011
26,583	Other	PIC GROUP INC				83.33	512100	500017662	GHENT INSIDE MAINTENANCE FOR THE PERIOD 11/6 THRU 11/12/11	NOV-2011
26,584	Other	PIC GROUP INC				66.66	512100	500017662	GHENT INSIDE MAINTENANCE FOR THE PERIOD 11/6 THRU 11/12/11	NOV-2011
26,585	Other	PIC GROUP INC				66.66	512100	500017662	GHENT INSIDE MAINTENANCE FOR THE PERIOD 11/6 THRU 11/12/11	NOV-2011
26,586	Other	PIC GROUP INC				66.66	512100	500017662	GHENT INSIDE MAINTENANCE FOR THE PERIOD 11/6 THRU 11/12/11	NOV-2011
26,587	Other	PIC GROUP INC				33.33	511100	500017662	GHENT INSIDE MAINTENANCE FOR THE PERIOD 11/6 THRU 11/12/11	NOV-2011
26,588	Other	PIC GROUP INC				33.33	512011	500017662	GHENT INSIDE MAINTENANCE FOR THE PERIOD 11/6 THRU 11/12/11	NOV-2011
26,589	Other	PIC GROUP INC				33.33	512100	500017662	GHENT INSIDE MAINTENANCE FOR THE PERIOD 11/6 THRU 11/12/11	NOV-2011
26,590	Other	PIC GROUP INC				33.33	512100	500017662	GHENT INSIDE MAINTENANCE FOR THE PERIOD 11/6 THRU 11/12/11	NOV-2011
26,591	Other	PIC GROUP INC				33.33	513100	500017662	GHENT INSIDE MAINTENANCE FOR THE PERIOD 11/6 THRU 11/12/11	NOV-2011
26,592	Other	PIC GROUP INC				33.29	513100	500017662	GHENT INSIDE MAINTENANCE FOR THE PERIOD 11/6 THRU 11/12/11	NOV-2011
26,593	Other	PIC GROUP INC				16.67	512017	500017662	GHENT INSIDE MAINTENANCE FOR THE PERIOD 11/6 THRU 11/12/11	NOV-2011
26,594	Other	PIC GROUP INC				16.67	512017	500017662	GHENT INSIDE MAINTENANCE FOR THE PERIOD 11/6 THRU 11/12/11	NOV-2011
26,595	Other	PIC GROUP INC				16.67	513100	500017662	GHENT INSIDE MAINTENANCE FOR THE PERIOD 11/6 THRU 11/12/11	NOV-2011
26,596	Other	PIC GROUP INC				16.67	513100	500017662	GHENT INSIDE MAINTENANCE FOR THE PERIOD 11/6 THRU 11/12/11	NOV-2011
26,597	Other	PIC GROUP INC				16.67	513100	500017662	GHENT INSIDE MAINTENANCE FOR THE PERIOD 11/6 THRU 11/12/11	NOV-2011
26,598	Other	PIC GROUP INC				16.67	513100	500017662	GHENT INSIDE MAINTENANCE FOR THE PERIOD 11/6 THRU 11/12/11	NOV-2011
26,599	Other	PIC GROUP INC				16.67	513100	500017662	GHENT INSIDE MAINTENANCE FOR THE PERIOD 11/6 THRU 11/12/11	NOV-2011
26,600	Other	PIC GROUP INC				16.67	513100	500017662	GHENT INSIDE MAINTENANCE FOR THE PERIOD 11/6 THRU 11/12/11	NOV-2011
26,601	Other	PIC GROUP INC				1,333.20	512100	500017663	PAYMENT OF INVOICE #500017663--GHENT OUTSIDE MAINTENANCE FOR THE PERIOD 11/6 THRU 11/12/11	NOV-2011
26,602	Other	PIC GROUP INC				1,016.88	512100	500017663	PAYMENT OF INVOICE #500017663--GHENT OUTSIDE MAINTENANCE FOR THE PERIOD 11/6 THRU 11/12/11	NOV-2011
26,603	Other	PIC GROUP INC				708.82	512100	500017663	PAYMENT OF INVOICE #500017663--GHENT OUTSIDE MAINTENANCE FOR THE PERIOD 11/6 THRU 11/12/11	NOV-2011
26,604	Other	PIC GROUP INC				666.60	512100	500017663	PAYMENT OF INVOICE #500017663--GHENT OUTSIDE MAINTENANCE FOR THE PERIOD 11/6 THRU 11/12/11	NOV-2011
26,605	Other	PIC GROUP INC				640.90	512100	500017663	PAYMENT OF INVOICE #500017663--GHENT OUTSIDE MAINTENANCE FOR THE PERIOD 11/6 THRU 11/12/11	NOV-2011
26,606	Other	PIC GROUP INC				399.96	512100	500017663	PAYMENT OF INVOICE #500017663--GHENT OUTSIDE MAINTENANCE FOR THE PERIOD 11/6 THRU 11/12/11	NOV-2011
26,607	Other	PIC GROUP INC				233.31	512100	500017663	PAYMENT OF INVOICE #500017663--GHENT OUTSIDE MAINTENANCE FOR THE PERIOD 11/6 THRU 11/12/11	NOV-2011
26,608	Other	PIC GROUP INC				141.81	512100	500017663	PAYMENT OF INVOICE #500017663--GHENT OUTSIDE MAINTENANCE FOR THE PERIOD 11/6 THRU 11/12/11	NOV-2011
26,609	Other	PIC GROUP INC				141.81	512100	500017663	PAYMENT OF INVOICE #500017663--GHENT OUTSIDE MAINTENANCE FOR THE PERIOD 11/6 THRU 11/12/11	NOV-2011
26,610	Other	PIC GROUP INC				133.32	512100	500017663	PAYMENT OF INVOICE #500017663--GHENT OUTSIDE MAINTENANCE FOR THE PERIOD 11/6 THRU 11/12/11	NOV-2011
26,611	Other	PIC GROUP INC				133.32	512100	500017663	PAYMENT OF INVOICE #500017663--GHENT OUTSIDE MAINTENANCE FOR THE PERIOD 11/6 THRU 11/12/11	NOV-2011
26,612	Other	PIC GROUP INC				133.32	512100	500017663	PAYMENT OF INVOICE #500017663--GHENT OUTSIDE MAINTENANCE FOR THE PERIOD 11/6 THRU 11/12/11	NOV-2011
26,613	Other	PIC GROUP INC				115.35	512100	500017663	PAYMENT OF INVOICE #500017663--GHENT OUTSIDE MAINTENANCE FOR THE PERIOD 11/6 THRU 11/12/11	NOV-2011
26,614	Other	PIC GROUP INC				115.35	512100	500017663	PAYMENT OF INVOICE #500017663--GHENT OUTSIDE MAINTENANCE FOR THE PERIOD 11/6 THRU 11/12/11	NOV-2011
26,615	Other	PIC GROUP INC				99.99	512100	500017663	PAYMENT OF INVOICE #500017663--GHENT OUTSIDE MAINTENANCE FOR THE PERIOD 11/6 THRU 11/12/11	NOV-2011
26,616	Other	PIC GROUP INC				99.99	512100	500017663	PAYMENT OF INVOICE #500017663--GHENT OUTSIDE MAINTENANCE FOR THE PERIOD 11/6 THRU 11/12/11	NOV-2011
26,617	Other	PIC GROUP INC				94.54	512100	500017663	PAYMENT OF INVOICE #500017663--GHENT OUTSIDE MAINTENANCE FOR THE PERIOD 11/6 THRU 11/12/11	NOV-2011
26,618	Other	PIC GROUP INC				76.90	512100	500017663	PAYMENT OF INVOICE #500017663--GHENT OUTSIDE MAINTENANCE FOR THE PERIOD 11/6 THRU 11/12/11	NOV-2011
26,619	Other	PIC GROUP INC				66.66	511100	500017663	PAYMENT OF INVOICE #500017663--GHENT OUTSIDE MAINTENANCE FOR THE PERIOD 11/6 THRU 11/12/11	NOV-2011

KENTUCKY UTILITIES COMPANY
Case No. 2012- 00221
Analysis of Professional Services Expenses For the Test Year

(A)	(B)	(C)	(D)	(E)	(F)	(G)	(H)	(I)		
Line No.	Type	Vendor	Rate Case	Audit	Other	Total	Account	Invoice	Description	Period
26,620	Other	PIC GROUP INC				66.66	512005	500017663	PAYMENT OF INVOICE #500017663--GHENT OUTSIDE MAINTENANCE FOR THE PERIOD 11/6 THRU 11/12/11	NOV-2011
26,621	Other	PIC GROUP INC				66.66	512100	500017663	PAYMENT OF INVOICE #500017663--GHENT OUTSIDE MAINTENANCE FOR THE PERIOD 11/6 THRU 11/12/11	NOV-2011
26,622	Other	PIC GROUP INC				66.66	512100	500017663	PAYMENT OF INVOICE #500017663--GHENT OUTSIDE MAINTENANCE FOR THE PERIOD 11/6 THRU 11/12/11	NOV-2011
26,623	Other	PIC GROUP INC				66.66	512100	500017663	PAYMENT OF INVOICE #500017663--GHENT OUTSIDE MAINTENANCE FOR THE PERIOD 11/6 THRU 11/12/11	NOV-2011
26,624	Other	PIC GROUP INC				66.66	512100	500017663	PAYMENT OF INVOICE #500017663--GHENT OUTSIDE MAINTENANCE FOR THE PERIOD 11/6 THRU 11/12/11	NOV-2011
26,625	Other	PIC GROUP INC				66.66	512100	500017663	PAYMENT OF INVOICE #500017663--GHENT OUTSIDE MAINTENANCE FOR THE PERIOD 11/6 THRU 11/12/11	NOV-2011
26,626	Other	PIC GROUP INC				50.00	512100	500017663	PAYMENT OF INVOICE #500017663--GHENT OUTSIDE MAINTENANCE FOR THE PERIOD 11/6 THRU 11/12/11	NOV-2011
26,627	Other	PIC GROUP INC				50.00	512100	500017663	PAYMENT OF INVOICE #500017663--GHENT OUTSIDE MAINTENANCE FOR THE PERIOD 11/6 THRU 11/12/11	NOV-2011
26,628	Other	PIC GROUP INC				50.00	514100	500017663	PAYMENT OF INVOICE #500017663--GHENT OUTSIDE MAINTENANCE FOR THE PERIOD 11/6 THRU 11/12/11	NOV-2011
26,629	Other	PIC GROUP INC				50.00	514100	500017663	PAYMENT OF INVOICE #500017663--GHENT OUTSIDE MAINTENANCE FOR THE PERIOD 11/6 THRU 11/12/11	NOV-2011
26,630	Other	PIC GROUP INC				38.45	512017	500017663	PAYMENT OF INVOICE #500017663--GHENT OUTSIDE MAINTENANCE FOR THE PERIOD 11/6 THRU 11/12/11	NOV-2011
26,631	Other	PIC GROUP INC				38.45	512100	500017663	PAYMENT OF INVOICE #500017663--GHENT OUTSIDE MAINTENANCE FOR THE PERIOD 11/6 THRU 11/12/11	NOV-2011
26,632	Other	PIC GROUP INC				38.45	512100	500017663	PAYMENT OF INVOICE #500017663--GHENT OUTSIDE MAINTENANCE FOR THE PERIOD 11/6 THRU 11/12/11	NOV-2011
26,633	Other	PIC GROUP INC				38.45	512100	500017663	PAYMENT OF INVOICE #500017663--GHENT OUTSIDE MAINTENANCE FOR THE PERIOD 11/6 THRU 11/12/11	NOV-2011
26,634	Other	PIC GROUP INC				33.33	512100	500017663	PAYMENT OF INVOICE #500017663--GHENT OUTSIDE MAINTENANCE FOR THE PERIOD 11/6 THRU 11/12/11	NOV-2011
26,635	Other	PIC GROUP INC				33.33	512100	500017663	PAYMENT OF INVOICE #500017663--GHENT OUTSIDE MAINTENANCE FOR THE PERIOD 11/6 THRU 11/12/11	NOV-2011
26,636	Other	PIC GROUP INC				33.30	514100	500017663	PAYMENT OF INVOICE #500017663--GHENT OUTSIDE MAINTENANCE FOR THE PERIOD 11/6 THRU 11/12/11	NOV-2011
26,637	Other	PIC GROUP INC				19.23	514100	500017663	PAYMENT OF INVOICE #500017663--GHENT OUTSIDE MAINTENANCE FOR THE PERIOD 11/6 THRU 11/12/11	NOV-2011
26,638	Other	PIC GROUP INC				3,843.41	513100	500017664	PAYMENT OF INVOICE #500017664--GHENT MILLWRIGHTS (BASE CREW) FOR THE PERIOD 11/6 THRU 11/12/11	NOV-2011
26,639	Other	PIC GROUP INC				2,114.58	512100	500017664	PAYMENT OF INVOICE #500017664--GHENT MILLWRIGHTS (BASE CREW) FOR THE PERIOD 11/6 THRU 11/12/11	NOV-2011
26,640	Other	PIC GROUP INC				1,456.40	512100	500017664	PAYMENT OF INVOICE #500017664--GHENT MILLWRIGHTS (BASE CREW) FOR THE PERIOD 11/6 THRU 11/12/11	NOV-2011
26,641	Other	PIC GROUP INC				977.92	512100	500017664	PAYMENT OF INVOICE #500017664--GHENT MILLWRIGHTS (BASE CREW) FOR THE PERIOD 11/6 THRU 11/12/11	NOV-2011
26,642	Other	PIC GROUP INC				757.48	513100	500017664	PAYMENT OF INVOICE #500017664--GHENT MILLWRIGHTS (BASE CREW) FOR THE PERIOD 11/6 THRU 11/12/11	NOV-2011
26,643	Other	PIC GROUP INC				656.48	512100	500017664	PAYMENT OF INVOICE #500017664--GHENT MILLWRIGHTS (BASE CREW) FOR THE PERIOD 11/6 THRU 11/12/11	NOV-2011
26,644	Other	PIC GROUP INC				581.16	511100	500017664	PAYMENT OF INVOICE #500017664--GHENT MILLWRIGHTS (BASE CREW) FOR THE PERIOD 11/6 THRU 11/12/11	NOV-2011
26,645	Other	PIC GROUP INC				1,238.40	512100	500017669	PAYMENT OF INVOICE #500017669--GHENT MILLWRIGHTS (AUX CREW) FOR THE PERIOD 11/6 THRU 11/12/11	NOV-2011
26,646	Other	PIC GROUP INC				928.80	513100	500017669	PAYMENT OF INVOICE #500017669--GHENT MILLWRIGHTS (AUX CREW) FOR THE PERIOD 11/6 THRU 11/12/11	NOV-2011
26,647	Other	PIC GROUP INC				309.60	512100	500017669	PAYMENT OF INVOICE #500017669--GHENT MILLWRIGHTS (AUX CREW) FOR THE PERIOD 11/6 THRU 11/12/11	NOV-2011
26,648	Other	PIC GROUP INC				8,572.91	512100	500017683	Labor for Punchlist Items for Unit 2 Auxillary Outage	NOV-2011
26,649	Other	PIC GROUP INC				947.87	512100	500017740	RESIDENTIAL LABOR 11/14 - 11/19/11	NOV-2011
26,650	Other	PIC GROUP INC				588.08	512100	500017740	RESIDENTIAL LABOR 11/14 - 11/19/11	NOV-2011
26,651	Other	PIC GROUP INC				466.62	511100	500017740	RESIDENTIAL LABOR 11/14 - 11/19/11	NOV-2011

KENTUCKY UTILITIES COMPANY
Case No. 2012- 00221
Analysis of Professional Services Expenses For the Test Year

(A)	(B)	(C)	(D)	(E)	(F)	(G)	(H)	(I)		
Line No.	Type	Vendor	Rate Case	Audit	Other	Total	Account	Invoice	Description	Period
26,652	Other	PIC GROUP INC				416.94	512100	500017740	RESIDENTIAL LABOR 11/14 - 11/19/11	NOV-2011
26,653	Other	PIC GROUP INC				266.64	512100	500017740	RESIDENTIAL LABOR 11/14 - 11/19/11	NOV-2011
26,654	Other	PIC GROUP INC				266.64	513100	500017740	RESIDENTIAL LABOR 11/14 - 11/19/11	NOV-2011
26,655	Other	PIC GROUP INC				241.08	512100	500017740	RESIDENTIAL LABOR 11/14 - 11/19/11	NOV-2011
26,656	Other	PIC GROUP INC				233.31	511100	500017740	RESIDENTIAL LABOR 11/14 - 11/19/11	NOV-2011
26,657	Other	PIC GROUP INC				199.98	512100	500017740	RESIDENTIAL LABOR 11/14 - 11/19/11	NOV-2011
26,658	Other	PIC GROUP INC				166.65	512005	500017740	RESIDENTIAL LABOR 11/14 - 11/19/11	NOV-2011
26,659	Other	PIC GROUP INC				160.72	512100	500017740	RESIDENTIAL LABOR 11/14 - 11/19/11	NOV-2011
26,660	Other	PIC GROUP INC				140.17	511100	500017740	RESIDENTIAL LABOR 11/14 - 11/19/11	NOV-2011
26,661	Other	PIC GROUP INC				133.32	512005	500017740	RESIDENTIAL LABOR 11/14 - 11/19/11	NOV-2011
26,662	Other	PIC GROUP INC				133.32	512100	500017740	RESIDENTIAL LABOR 11/14 - 11/19/11	NOV-2011
26,663	Other	PIC GROUP INC				133.32	512100	500017740	RESIDENTIAL LABOR 11/14 - 11/19/11	NOV-2011
26,664	Other	PIC GROUP INC				133.32	514100	500017740	RESIDENTIAL LABOR 11/14 - 11/19/11	NOV-2011
26,665	Other	PIC GROUP INC				116.66	512100	500017740	RESIDENTIAL LABOR 11/14 - 11/19/11	NOV-2011
26,666	Other	PIC GROUP INC				116.66	512100	500017740	RESIDENTIAL LABOR 11/14 - 11/19/11	NOV-2011
26,667	Other	PIC GROUP INC				116.66	512100	500017740	RESIDENTIAL LABOR 11/14 - 11/19/11	NOV-2011
26,668	Other	PIC GROUP INC				106.84	511100	500017740	RESIDENTIAL LABOR 11/14 - 11/19/11	NOV-2011
26,669	Other	PIC GROUP INC				99.99	512100	500017740	RESIDENTIAL LABOR 11/14 - 11/19/11	NOV-2011
26,670	Other	PIC GROUP INC				99.99	512100	500017740	RESIDENTIAL LABOR 11/14 - 11/19/11	NOV-2011
26,671	Other	PIC GROUP INC				99.99	512100	500017740	RESIDENTIAL LABOR 11/14 - 11/19/11	NOV-2011
26,672	Other	PIC GROUP INC				94.54	512100	500017740	RESIDENTIAL LABOR 11/14 - 11/19/11	NOV-2011
26,673	Other	PIC GROUP INC				66.66	511100	500017740	RESIDENTIAL LABOR 11/14 - 11/19/11	NOV-2011
26,674	Other	PIC GROUP INC				66.66	512017	500017740	RESIDENTIAL LABOR 11/14 - 11/19/11	NOV-2011
26,675	Other	PIC GROUP INC				66.66	512100	500017740	RESIDENTIAL LABOR 11/14 - 11/19/11	NOV-2011
26,676	Other	PIC GROUP INC				66.66	512100	500017740	RESIDENTIAL LABOR 11/14 - 11/19/11	NOV-2011
26,677	Other	PIC GROUP INC				66.66	512100	500017740	RESIDENTIAL LABOR 11/14 - 11/19/11	NOV-2011
26,678	Other	PIC GROUP INC				66.66	512100	500017740	RESIDENTIAL LABOR 11/14 - 11/19/11	NOV-2011
26,679	Other	PIC GROUP INC				60.27	512017	500017740	RESIDENTIAL LABOR 11/14 - 11/19/11	NOV-2011
26,680	Other	PIC GROUP INC				40.18	512017	500017740	RESIDENTIAL LABOR 11/14 - 11/19/11	NOV-2011
26,681	Other	PIC GROUP INC				40.14	512005	500017740	RESIDENTIAL LABOR 11/14 - 11/19/11	NOV-2011
26,682	Other	PIC GROUP INC				33.33	512100	500017740	RESIDENTIAL LABOR 11/14 - 11/19/11	NOV-2011
26,683	Other	PIC GROUP INC				16.67	512100	500017740	RESIDENTIAL LABOR 11/14 - 11/19/11	NOV-2011
26,684	Other	PIC GROUP INC				16.67	512100	500017740	RESIDENTIAL LABOR 11/14 - 11/19/11	NOV-2011
26,685	Other	PIC GROUP INC				16.67	513100	500017740	RESIDENTIAL LABOR 11/14 - 11/19/11	NOV-2011
26,686	Other	PIC GROUP INC				16.67	513100	500017740	RESIDENTIAL LABOR 11/14 - 11/19/11	NOV-2011
26,687	Other	PIC GROUP INC				16.67	513100	500017740	RESIDENTIAL LABOR 11/14 - 11/19/11	NOV-2011
26,688	Other	PIC GROUP INC				1,607.20	512100	500017741	GHENT INSIDE MAINTENANCE FOR THE PERIOD 11/13 THRU 11/19/11	NOV-2011
26,689	Other	PIC GROUP INC				1,333.20	511100	500017741	GHENT INSIDE MAINTENANCE FOR THE PERIOD 11/13 THRU 11/19/11	NOV-2011
26,690	Other	PIC GROUP INC				999.90	512017	500017741	GHENT INSIDE MAINTENANCE FOR THE PERIOD 11/13 THRU 11/19/11	NOV-2011
26,691	Other	PIC GROUP INC				499.95	512100	500017741	GHENT INSIDE MAINTENANCE FOR THE PERIOD 11/13 THRU 11/19/11	NOV-2011
26,692	Other	PIC GROUP INC				199.98	512100	500017741	GHENT INSIDE MAINTENANCE FOR THE PERIOD 11/13 THRU 11/19/11	NOV-2011
26,693	Other	PIC GROUP INC				133.32	512100	500017741	GHENT INSIDE MAINTENANCE FOR THE PERIOD 11/13 THRU 11/19/11	NOV-2011
26,694	Other	PIC GROUP INC				99.99	512100	500017741	GHENT INSIDE MAINTENANCE FOR THE PERIOD 11/13 THRU 11/19/11	NOV-2011
26,695	Other	PIC GROUP INC				99.99	512100	500017741	GHENT INSIDE MAINTENANCE FOR THE PERIOD 11/13 THRU 11/19/11	NOV-2011
26,696	Other	PIC GROUP INC				99.99	512100	500017741	GHENT INSIDE MAINTENANCE FOR THE PERIOD 11/13 THRU 11/19/11	NOV-2011
26,697	Other	PIC GROUP INC				99.99	512100	500017741	GHENT INSIDE MAINTENANCE FOR THE PERIOD 11/13 THRU 11/19/11	NOV-2011
26,698	Other	PIC GROUP INC				99.99	512100	500017741	GHENT INSIDE MAINTENANCE FOR THE PERIOD 11/13 THRU 11/19/11	NOV-2011
26,699	Other	PIC GROUP INC				99.99	512100	500017741	GHENT INSIDE MAINTENANCE FOR THE PERIOD 11/13 THRU 11/19/11	NOV-2011
26,700	Other	PIC GROUP INC				66.66	512011	500017741	GHENT INSIDE MAINTENANCE FOR THE PERIOD 11/13 THRU 11/19/11	NOV-2011
26,701	Other	PIC GROUP INC				66.66	512017	500017741	GHENT INSIDE MAINTENANCE FOR THE PERIOD 11/13 THRU 11/19/11	NOV-2011
26,702	Other	PIC GROUP INC				66.66	512017	500017741	GHENT INSIDE MAINTENANCE FOR THE PERIOD 11/13 THRU 11/19/11	NOV-2011
26,703	Other	PIC GROUP INC				66.66	512017	500017741	GHENT INSIDE MAINTENANCE FOR THE PERIOD 11/13 THRU 11/19/11	NOV-2011
26,704	Other	PIC GROUP INC				66.66	512100	500017741	GHENT INSIDE MAINTENANCE FOR THE PERIOD 11/13 THRU 11/19/11	NOV-2011
26,705	Other	PIC GROUP INC				66.66	512100	500017741	GHENT INSIDE MAINTENANCE FOR THE PERIOD 11/13 THRU 11/19/11	NOV-2011
26,706	Other	PIC GROUP INC				66.66	512100	500017741	GHENT INSIDE MAINTENANCE FOR THE PERIOD 11/13 THRU 11/19/11	NOV-2011
26,707	Other	PIC GROUP INC				66.66	512100	500017741	GHENT INSIDE MAINTENANCE FOR THE PERIOD 11/13 THRU 11/19/11	NOV-2011
26,708	Other	PIC GROUP INC				66.66	512100	500017741	GHENT INSIDE MAINTENANCE FOR THE PERIOD 11/13 THRU 11/19/11	NOV-2011
26,709	Other	PIC GROUP INC				66.66	512100	500017741	GHENT INSIDE MAINTENANCE FOR THE PERIOD 11/13 THRU 11/19/11	NOV-2011
26,710	Other	PIC GROUP INC				66.66	512100	500017741	GHENT INSIDE MAINTENANCE FOR THE PERIOD 11/13 THRU 11/19/11	NOV-2011
26,711	Other	PIC GROUP INC				66.66	512100	500017741	GHENT INSIDE MAINTENANCE FOR THE PERIOD 11/13 THRU 11/19/11	NOV-2011

KENTUCKY UTILITIES COMPANY
Case No. 2012- 00221
Analysis of Professional Services Expenses For the Test Year

(A)	(B)	(C)	(D)	(E)	(F)	(G)	(H)	(I)		
Line No.	Type	Vendor	Rate Case	Audit	Other	Total	Account	Invoice	Description	Period
26,712	Other	PIC GROUP INC				66.66	512100	500017741	GHENT INSIDE MAINTENANCE FOR THE PERIOD 11/13 THRU 11/19/11	NOV-2011
26,713	Other	PIC GROUP INC				66.66	512100	500017741	GHENT INSIDE MAINTENANCE FOR THE PERIOD 11/13 THRU 11/19/11	NOV-2011
26,714	Other	PIC GROUP INC				66.66	512100	500017741	GHENT INSIDE MAINTENANCE FOR THE PERIOD 11/13 THRU 11/19/11	NOV-2011
26,715	Other	PIC GROUP INC				33.33	511100	500017741	GHENT INSIDE MAINTENANCE FOR THE PERIOD 11/13 THRU 11/19/11	NOV-2011
26,716	Other	PIC GROUP INC				33.33	512017	500017741	GHENT INSIDE MAINTENANCE FOR THE PERIOD 11/13 THRU 11/19/11	NOV-2011
26,717	Other	PIC GROUP INC				33.33	512017	500017741	GHENT INSIDE MAINTENANCE FOR THE PERIOD 11/13 THRU 11/19/11	NOV-2011
26,718	Other	PIC GROUP INC				33.33	512100	500017741	GHENT INSIDE MAINTENANCE FOR THE PERIOD 11/13 THRU 11/19/11	NOV-2011
26,719	Other	PIC GROUP INC				33.33	512100	500017741	GHENT INSIDE MAINTENANCE FOR THE PERIOD 11/13 THRU 11/19/11	NOV-2011
26,720	Other	PIC GROUP INC				33.33	512100	500017741	GHENT INSIDE MAINTENANCE FOR THE PERIOD 11/13 THRU 11/19/11	NOV-2011
26,721	Other	PIC GROUP INC				33.33	513100	500017741	GHENT INSIDE MAINTENANCE FOR THE PERIOD 11/13 THRU 11/19/11	NOV-2011
26,722	Other	PIC GROUP INC				33.33	513100	500017741	GHENT INSIDE MAINTENANCE FOR THE PERIOD 11/13 THRU 11/19/11	NOV-2011
26,723	Other	PIC GROUP INC				33.33	513100	500017741	GHENT INSIDE MAINTENANCE FOR THE PERIOD 11/13 THRU 11/19/11	NOV-2011
26,724	Other	PIC GROUP INC				33.33	513100	500017741	GHENT INSIDE MAINTENANCE FOR THE PERIOD 11/13 THRU 11/19/11	NOV-2011
26,725	Other	PIC GROUP INC				33.33	513100	500017741	GHENT INSIDE MAINTENANCE FOR THE PERIOD 11/13 THRU 11/19/11	NOV-2011
26,726	Other	PIC GROUP INC				33.33	513100	500017741	GHENT INSIDE MAINTENANCE FOR THE PERIOD 11/13 THRU 11/19/11	NOV-2011
26,727	Other	PIC GROUP INC				33.33	513100	500017741	GHENT INSIDE MAINTENANCE FOR THE PERIOD 11/13 THRU 11/19/11	NOV-2011
26,728	Other	PIC GROUP INC				33.32	511100	500017741	GHENT INSIDE MAINTENANCE FOR THE PERIOD 11/13 THRU 11/19/11	NOV-2011
26,729	Other	PIC GROUP INC				16.67	512100	500017741	GHENT INSIDE MAINTENANCE FOR THE PERIOD 11/13 THRU 11/19/11	NOV-2011
26,730	Other	PIC GROUP INC				16.67	512100	500017741	GHENT INSIDE MAINTENANCE FOR THE PERIOD 11/13 THRU 11/19/11	NOV-2011
26,731	Other	PIC GROUP INC				1,090.81	512100	500017742	PAYMENT OF INVOICE #500017742--GHENT OUTSIDE MAINTENANCE FOR THE PERIOD 11/13 THRU 11/19/11	NOV-2011
26,732	Other	PIC GROUP INC				866.58	512100	500017742	PAYMENT OF INVOICE #500017742--GHENT OUTSIDE MAINTENANCE FOR THE PERIOD 11/13 THRU 11/19/11	NOV-2011
26,733	Other	PIC GROUP INC				615.20	512100	500017742	PAYMENT OF INVOICE #500017742--GHENT OUTSIDE MAINTENANCE FOR THE PERIOD 11/13 THRU 11/19/11	NOV-2011
26,734	Other	PIC GROUP INC				574.24	512017	500017742	PAYMENT OF INVOICE #500017742--GHENT OUTSIDE MAINTENANCE FOR THE PERIOD 11/13 THRU 11/19/11	NOV-2011
26,735	Other	PIC GROUP INC				533.28	512100	500017742	PAYMENT OF INVOICE #500017742--GHENT OUTSIDE MAINTENANCE FOR THE PERIOD 11/13 THRU 11/19/11	NOV-2011
26,736	Other	PIC GROUP INC				533.28	512100	500017742	PAYMENT OF INVOICE #500017742--GHENT OUTSIDE MAINTENANCE FOR THE PERIOD 11/13 THRU 11/19/11	NOV-2011
26,737	Other	PIC GROUP INC				466.62	512100	500017742	PAYMENT OF INVOICE #500017742--GHENT OUTSIDE MAINTENANCE FOR THE PERIOD 11/13 THRU 11/19/11	NOV-2011
26,738	Other	PIC GROUP INC				333.30	512100	500017742	PAYMENT OF INVOICE #500017742--GHENT OUTSIDE MAINTENANCE FOR THE PERIOD 11/13 THRU 11/19/11	NOV-2011
26,739	Other	PIC GROUP INC				266.64	511100	500017742	PAYMENT OF INVOICE #500017742--GHENT OUTSIDE MAINTENANCE FOR THE PERIOD 11/13 THRU 11/19/11	NOV-2011
26,740	Other	PIC GROUP INC				266.64	512100	500017742	PAYMENT OF INVOICE #500017742--GHENT OUTSIDE MAINTENANCE FOR THE PERIOD 11/13 THRU 11/19/11	NOV-2011
26,741	Other	PIC GROUP INC				233.31	512005	500017742	PAYMENT OF INVOICE #500017742--GHENT OUTSIDE MAINTENANCE FOR THE PERIOD 11/13 THRU 11/19/11	NOV-2011
26,742	Other	PIC GROUP INC				199.98	512100	500017742	PAYMENT OF INVOICE #500017742--GHENT OUTSIDE MAINTENANCE FOR THE PERIOD 11/13 THRU 11/19/11	NOV-2011
26,743	Other	PIC GROUP INC				99.99	512100	500017742	PAYMENT OF INVOICE #500017742--GHENT OUTSIDE MAINTENANCE FOR THE PERIOD 11/13 THRU 11/19/11	NOV-2011
26,744	Other	PIC GROUP INC				99.99	512100	500017742	PAYMENT OF INVOICE #500017742--GHENT OUTSIDE MAINTENANCE FOR THE PERIOD 11/13 THRU 11/19/11	NOV-2011
26,745	Other	PIC GROUP INC				66.66	512005	500017742	PAYMENT OF INVOICE #500017742--GHENT OUTSIDE MAINTENANCE FOR THE PERIOD 11/13 THRU 11/19/11	NOV-2011
26,746	Other	PIC GROUP INC				66.66	512100	500017742	PAYMENT OF INVOICE #500017742--GHENT OUTSIDE MAINTENANCE FOR THE PERIOD 11/13 THRU 11/19/11	NOV-2011
26,747	Other	PIC GROUP INC				66.66	512100	500017742	PAYMENT OF INVOICE #500017742--GHENT OUTSIDE MAINTENANCE FOR THE PERIOD 11/13 THRU 11/19/11	NOV-2011
26,748	Other	PIC GROUP INC				33.33	512100	500017742	PAYMENT OF INVOICE #500017742--GHENT OUTSIDE MAINTENANCE FOR THE PERIOD 11/13 THRU 11/19/11	NOV-2011
26,749	Other	PIC GROUP INC				33.33	512100	500017742	PAYMENT OF INVOICE #500017742--GHENT OUTSIDE MAINTENANCE FOR THE PERIOD 11/13 THRU 11/19/11	NOV-2011
26,750	Other	PIC GROUP INC				33.33	512100	500017742	PAYMENT OF INVOICE #500017742--GHENT OUTSIDE MAINTENANCE FOR THE PERIOD 11/13 THRU 11/19/11	NOV-2011

KENTUCKY UTILITIES COMPANY
Case No. 2012- 00221
Analysis of Professional Services Expenses For the Test Year

(A)	(B)	(C)	(D)	(E)	(F)	(G)	(H)	(I)		
Line No.	Type	Vendor	Rate Case	Audit	Other	Total	Account	Invoice	Description	Period
26,751	Other	PIC GROUP INC				33.33	512100	500017742	PAYMENT OF INVOICE #500017742--GHENT OUTSIDE MAINTENANCE FOR THE PERIOD 11/13 THRU 11/19/11	NOV-2011
26,752	Other	PIC GROUP INC				33.33	514100	500017742	PAYMENT OF INVOICE #500017742--GHENT OUTSIDE MAINTENANCE FOR THE PERIOD 11/13 THRU 11/19/11	NOV-2011
26,753	Other	PIC GROUP INC				3,911.68	513100	500017743	PAYMENT OF INVOICE #500017743--GHENT MILLWRIGHTS (BASE CREW) FOR THE PERIOD 11/13 THRU 11/19/11	NOV-2011
26,754	Other	PIC GROUP INC				2,221.96	513100	500017743	PAYMENT OF INVOICE #500017743--GHENT MILLWRIGHTS (BASE CREW) FOR THE PERIOD 11/13 THRU 11/19/11	NOV-2011
26,755	Other	PIC GROUP INC				1,833.23	513100	500017743	PAYMENT OF INVOICE #500017743--GHENT MILLWRIGHTS (BASE CREW) FOR THE PERIOD 11/13 THRU 11/19/11	NOV-2011
26,756	Other	PIC GROUP INC				1,800.10	513100	500017743	PAYMENT OF INVOICE #500017743--GHENT MILLWRIGHTS (BASE CREW) FOR THE PERIOD 11/13 THRU 11/19/11	NOV-2011
26,757	Other	PIC GROUP INC				1,066.56	512100	500017743	PAYMENT OF INVOICE #500017743--GHENT MILLWRIGHTS (BASE CREW) FOR THE PERIOD 11/13 THRU 11/19/11	NOV-2011
26,758	Other	PIC GROUP INC				352.61	512100	500017743	PAYMENT OF INVOICE #500017743--GHENT MILLWRIGHTS (BASE CREW) FOR THE PERIOD 11/13 THRU 11/19/11	NOV-2011
26,759	Other	PIC GROUP INC				1,238.40	512100	500017747	PAYMENT OF INVOICE #500017747-GHENT MILLWRIGHT (AUX CREW) FOR THE PERIOD 11/13 THRU 11/19/11	NOV-2011
26,760	Other	PIC GROUP INC				1,038.20	513100	500017747	PAYMENT OF INVOICE #500017747-GHENT MILLWRIGHT (AUX CREW) FOR THE PERIOD 11/13 THRU 11/19/11	NOV-2011
26,761	Other	PIC GROUP INC				619.20	513100	500017747	PAYMENT OF INVOICE #500017747-GHENT MILLWRIGHT (AUX CREW) FOR THE PERIOD 11/13 THRU 11/19/11	NOV-2011
26,762	Other	PIC GROUP INC				491.00	513100	500017747	PAYMENT OF INVOICE #500017747-GHENT MILLWRIGHT (AUX CREW) FOR THE PERIOD 11/13 THRU 11/19/11	NOV-2011
26,763	Other	PIC GROUP INC				174.15	512100	500017747	PAYMENT OF INVOICE #500017747-GHENT MILLWRIGHT (AUX CREW) FOR THE PERIOD 11/13 THRU 11/19/11	NOV-2011
26,764	Other	PIC GROUP INC				10,181.62	553100	500017755	LABOR 2 MENT - 10 DAYS - 10 HRS EACH DAY	Dec-2011
26,765	Other	PIC GROUP INC				2,525.28	512100	500017886	MAINTENANCE 11/21 - 11/26/11	Dec-2011
26,766	Other	PIC GROUP INC				755.54	512017	500017886	MAINTENANCE 11/21 - 11/26/11	Dec-2011
26,767	Other	PIC GROUP INC				747.88	512100	500017886	MAINTENANCE 11/21 - 11/26/11	Dec-2011
26,768	Other	PIC GROUP INC				441.06	512100	500017886	MAINTENANCE 11/21 - 11/26/11	Dec-2011
26,769	Other	PIC GROUP INC				370.98	512100	500017886	MAINTENANCE 11/21 - 11/26/11	Dec-2011
26,770	Other	PIC GROUP INC				199.98	512005	500017886	MAINTENANCE 11/21 - 11/26/11	Dec-2011
26,771	Other	PIC GROUP INC				199.98	514100	500017886	MAINTENANCE 11/21 - 11/26/11	Dec-2011
26,772	Other	PIC GROUP INC				189.08	512100	500017886	MAINTENANCE 11/21 - 11/26/11	Dec-2011
26,773	Other	PIC GROUP INC				166.65	513100	500017886	MAINTENANCE 11/21 - 11/26/11	Dec-2011
26,774	Other	PIC GROUP INC				166.65	514100	500017886	MAINTENANCE 11/21 - 11/26/11	Dec-2011
26,775	Other	PIC GROUP INC				110.27	512017	500017886	MAINTENANCE 11/21 - 11/26/11	Dec-2011
26,776	Other	PIC GROUP INC				99.99	513100	500017886	MAINTENANCE 11/21 - 11/26/11	Dec-2011
26,777	Other	PIC GROUP INC				80.60	512100	500017886	MAINTENANCE 11/21 - 11/26/11	Dec-2011
26,778	Other	PIC GROUP INC				80.60	512100	500017886	MAINTENANCE 11/21 - 11/26/11	Dec-2011
26,779	Other	PIC GROUP INC				80.60	512100	500017886	MAINTENANCE 11/21 - 11/26/11	Dec-2011
26,780	Other	PIC GROUP INC				73.51	513100	500017886	MAINTENANCE 11/21 - 11/26/11	Dec-2011
26,781	Other	PIC GROUP INC				66.66	512005	500017886	MAINTENANCE 11/21 - 11/26/11	Dec-2011
26,782	Other	PIC GROUP INC				66.66	512100	500017886	MAINTENANCE 11/21 - 11/26/11	Dec-2011
26,783	Other	PIC GROUP INC				40.18	512017	500017886	MAINTENANCE 11/21 - 11/26/11	Dec-2011
26,784	Other	PIC GROUP INC				33.33	513100	500017886	MAINTENANCE 11/21 - 11/26/11	Dec-2011
26,785	Other	PIC GROUP INC				33.33	513100	500017886	MAINTENANCE 11/21 - 11/26/11	Dec-2011
26,786	Other	PIC GROUP INC				33.32	512005	500017886	MAINTENANCE 11/21 - 11/26/11	Dec-2011
26,787	Other	PIC GROUP INC				4,753.17	512100	500017887	GHENT INSIDE MAINTENANCE FOR THE PERIOD 11/20 THRU 11/26/11	Dec-2011
26,788	Other	PIC GROUP INC				533.28	512100	500017887	GHENT INSIDE MAINTENANCE FOR THE PERIOD 11/20 THRU 11/26/11	Dec-2011
26,789	Other	PIC GROUP INC				341.88	512100	500017887	GHENT INSIDE MAINTENANCE FOR THE PERIOD 11/20 THRU 11/26/11	Dec-2011
26,790	Other	PIC GROUP INC				113.96	512100	500017887	GHENT INSIDE MAINTENANCE FOR THE PERIOD 11/20 THRU 11/26/11	Dec-2011
26,791	Other	PIC GROUP INC				66.66	512100	500017887	GHENT INSIDE MAINTENANCE FOR THE PERIOD 11/20 THRU 11/26/11	Dec-2011
26,792	Other	PIC GROUP INC				66.66	512100	500017887	GHENT INSIDE MAINTENANCE FOR THE PERIOD 11/20 THRU 11/26/11	Dec-2011
26,793	Other	PIC GROUP INC				66.66	512100	500017887	GHENT INSIDE MAINTENANCE FOR THE PERIOD 11/20 THRU 11/26/11	Dec-2011
26,794	Other	PIC GROUP INC				33.33	512100	500017887	GHENT INSIDE MAINTENANCE FOR THE PERIOD 11/20 THRU 11/26/11	Dec-2011
26,795	Other	PIC GROUP INC				33.33	513100	500017887	GHENT INSIDE MAINTENANCE FOR THE PERIOD 11/20 THRU 11/26/11	Dec-2011
26,796	Other	PIC GROUP INC				699.93	511100	500017888	GHENT OUTSIDE MAINTENANCE FOR THE PERIOD 11/20 THRU 11/26/11	Dec-2011
26,797	Other	PIC GROUP INC				424.26	512100	500017888	GHENT OUTSIDE MAINTENANCE FOR THE PERIOD 11/20 THRU 11/26/11	Dec-2011

KENTUCKY UTILITIES COMPANY
Case No. 2012- 00221
Analysis of Professional Services Expenses For the Test Year

(A)	(B)	(C)	(D)	(E)	(F)	(G)	(H)	(I)		
Line No.	Type	Vendor	Rate Case	Audit	Other	Total	Account	Invoice	Description	Period
26,798	Other	PIC GROUP INC				333.30	512100	500017888	GHENT OUTSIDE MAINTENANCE FOR THE PERIOD 11/20 THRU 11/26/11	Dec-2011
26,799	Other	PIC GROUP INC				266.64	512100	500017888	GHENT OUTSIDE MAINTENANCE FOR THE PERIOD 11/20 THRU 11/26/11	Dec-2011
26,800	Other	PIC GROUP INC				230.68	513100	500017888	GHENT OUTSIDE MAINTENANCE FOR THE PERIOD 11/20 THRU 11/26/11	Dec-2011
26,801	Other	PIC GROUP INC				199.98	512100	500017888	GHENT OUTSIDE MAINTENANCE FOR THE PERIOD 11/20 THRU 11/26/11	Dec-2011
26,802	Other	PIC GROUP INC				189.08	512100	500017888	GHENT OUTSIDE MAINTENANCE FOR THE PERIOD 11/20 THRU 11/26/11	Dec-2011
26,803	Other	PIC GROUP INC				133.32	512100	500017888	GHENT OUTSIDE MAINTENANCE FOR THE PERIOD 11/20 THRU 11/26/11	Dec-2011
26,804	Other	PIC GROUP INC				116.66	512100	500017888	GHENT OUTSIDE MAINTENANCE FOR THE PERIOD 11/20 THRU 11/26/11	Dec-2011
26,805	Other	PIC GROUP INC				115.35	512100	500017888	GHENT OUTSIDE MAINTENANCE FOR THE PERIOD 11/20 THRU 11/26/11	Dec-2011
26,806	Other	PIC GROUP INC				83.33	514100	500017888	GHENT OUTSIDE MAINTENANCE FOR THE PERIOD 11/20 THRU 11/26/11	Dec-2011
26,807	Other	PIC GROUP INC				83.33	514100	500017888	GHENT OUTSIDE MAINTENANCE FOR THE PERIOD 11/20 THRU 11/26/11	Dec-2011
26,808	Other	PIC GROUP INC				76.90	512017	500017888	GHENT OUTSIDE MAINTENANCE FOR THE PERIOD 11/20 THRU 11/26/11	Dec-2011
26,809	Other	PIC GROUP INC				66.66	512100	500017888	GHENT OUTSIDE MAINTENANCE FOR THE PERIOD 11/20 THRU 11/26/11	Dec-2011
26,810	Other	PIC GROUP INC				66.66	512100	500017888	GHENT OUTSIDE MAINTENANCE FOR THE PERIOD 11/20 THRU 11/26/11	Dec-2011
26,811	Other	PIC GROUP INC				66.66	512100	500017888	GHENT OUTSIDE MAINTENANCE FOR THE PERIOD 11/20 THRU 11/26/11	Dec-2011
26,812	Other	PIC GROUP INC				33.33	512017	500017888	GHENT OUTSIDE MAINTENANCE FOR THE PERIOD 11/20 THRU 11/26/11	Dec-2011
26,813	Other	PIC GROUP INC				33.33	512100	500017888	GHENT OUTSIDE MAINTENANCE FOR THE PERIOD 11/20 THRU 11/26/11	Dec-2011
26,814	Other	PIC GROUP INC				33.33	512100	500017888	GHENT OUTSIDE MAINTENANCE FOR THE PERIOD 11/20 THRU 11/26/11	Dec-2011
26,815	Other	PIC GROUP INC				33.33	512100	500017888	GHENT OUTSIDE MAINTENANCE FOR THE PERIOD 11/20 THRU 11/26/11	Dec-2011
26,816	Other	PIC GROUP INC				33.33	512100	500017888	GHENT OUTSIDE MAINTENANCE FOR THE PERIOD 11/20 THRU 11/26/11	Dec-2011
26,817	Other	PIC GROUP INC				2,526.45	512100	500017889	PAYMENT OF INVOICE #500017889--GHENT MILLWRIGHTS (BASE CREW) FOR THE PERIOD 11/20 THRU 11/26/11	Dec-2011
26,818	Other	PIC GROUP INC				1,015.44	512100	500017889	PAYMENT OF INVOICE #500017889--GHENT MILLWRIGHTS (BASE CREW) FOR THE PERIOD 11/20 THRU 11/26/11	Dec-2011
26,819	Other	PIC GROUP INC				977.13	512100	500017889	PAYMENT OF INVOICE #500017889--GHENT MILLWRIGHTS (BASE CREW) FOR THE PERIOD 11/20 THRU 11/26/11	Dec-2011
26,820	Other	PIC GROUP INC				595.00	513100	500017889	PAYMENT OF INVOICE #500017889--GHENT MILLWRIGHTS (BASE CREW) FOR THE PERIOD 11/20 THRU 11/26/11	Dec-2011
26,821	Other	PIC GROUP INC				348.72	512100	500017889	PAYMENT OF INVOICE #500017889--GHENT MILLWRIGHTS (BASE CREW) FOR THE PERIOD 11/20 THRU 11/26/11	Dec-2011
26,822	Other	PIC GROUP INC				205.16	512100	500017889	PAYMENT OF INVOICE #500017889--GHENT MILLWRIGHTS (BASE CREW) FOR THE PERIOD 11/20 THRU 11/26/11	Dec-2011
26,823	Other	PIC GROUP INC				106.84	513100	500017889	PAYMENT OF INVOICE #500017889--GHENT MILLWRIGHTS (BASE CREW) FOR THE PERIOD 11/20 THRU 11/26/11	Dec-2011
26,824	Other	PIC GROUP INC				696.60	513100	500017892	PAYMENT OF INVOICE #500017892--GHENT MILLWRIGHTS (AUX CREW) FOR THE PERIOD 11/20 THRU 11/26/11	Dec-2011
26,825	Other	PIC GROUP INC				503.10	512100	500017892	PAYMENT OF INVOICE #500017892--GHENT MILLWRIGHTS (AUX CREW) FOR THE PERIOD 11/20 THRU 11/26/11	Dec-2011
26,826	Other	PIC GROUP INC				309.60	512100	500017892	PAYMENT OF INVOICE #500017892--GHENT MILLWRIGHTS (AUX CREW) FOR THE PERIOD 11/20 THRU 11/26/11	Dec-2011
26,827	Other	PIC GROUP INC				154.80	512100	500017892	PAYMENT OF INVOICE #500017892--GHENT MILLWRIGHTS (AUX CREW) FOR THE PERIOD 11/20 THRU 11/26/11	Dec-2011
26,828	Other	PIC GROUP INC				77.40	512100	500017892	PAYMENT OF INVOICE #500017892--GHENT MILLWRIGHTS (AUX CREW) FOR THE PERIOD 11/20 THRU 11/26/11	Dec-2011
26,829	Other	PIC GROUP INC				401.80	512100	500017941	MAINTENANCE 11/28 - 12/03/11	Dec-2011
26,830	Other	PIC GROUP INC				387.18	512017	500017941	MAINTENANCE 11/28 - 12/03/11	Dec-2011
26,831	Other	PIC GROUP INC				367.55	513100	500017941	MAINTENANCE 11/28 - 12/03/11	Dec-2011
26,832	Other	PIC GROUP INC				266.64	511100	500017941	MAINTENANCE 11/28 - 12/03/11	Dec-2011
26,833	Other	PIC GROUP INC				266.64	512100	500017941	MAINTENANCE 11/28 - 12/03/11	Dec-2011
26,834	Other	PIC GROUP INC				200.90	512100	500017941	MAINTENANCE 11/28 - 12/03/11	Dec-2011
26,835	Other	PIC GROUP INC				199.98	512100	500017941	MAINTENANCE 11/28 - 12/03/11	Dec-2011
26,836	Other	PIC GROUP INC				199.98	513100	500017941	MAINTENANCE 11/28 - 12/03/11	Dec-2011
26,837	Other	PIC GROUP INC				133.32	511100	500017941	MAINTENANCE 11/28 - 12/03/11	Dec-2011
26,838	Other	PIC GROUP INC				133.32	512100	500017941	MAINTENANCE 11/28 - 12/03/11	Dec-2011
26,839	Other	PIC GROUP INC				94.54	511100	500017941	MAINTENANCE 11/28 - 12/03/11	Dec-2011
26,840	Other	PIC GROUP INC				94.54	511100	500017941	MAINTENANCE 11/28 - 12/03/11	Dec-2011
26,841	Other	PIC GROUP INC				94.54	512017	500017941	MAINTENANCE 11/28 - 12/03/11	Dec-2011
26,842	Other	PIC GROUP INC				94.54	512100	500017941	MAINTENANCE 11/28 - 12/03/11	Dec-2011
26,843	Other	PIC GROUP INC				80.36	511100	500017941	MAINTENANCE 11/28 - 12/03/11	Dec-2011
26,844	Other	PIC GROUP INC				66.66	511100	500017941	MAINTENANCE 11/28 - 12/03/11	Dec-2011
26,845	Other	PIC GROUP INC				66.66	511100	500017941	MAINTENANCE 11/28 - 12/03/11	Dec-2011

KENTUCKY UTILITIES COMPANY
Case No. 2012- 00221
Analysis of Professional Services Expenses For the Test Year

(A)	(B)	(C)	(D)	(E)	(F)	(G)	(H)	(I)		
Line No.	Type	Vendor	Rate Case	Audit	Other	Total	Account	Invoice	Description	Period
26,846	Other	PIC GROUP INC				66.66	512005	500017941	MAINTENANCE 11/28 - 12/03/11	Dec-2011
26,847	Other	PIC GROUP INC				66.66	512100	500017941	MAINTENANCE 11/28 - 12/03/11	Dec-2011
26,848	Other	PIC GROUP INC				66.66	512100	500017941	MAINTENANCE 11/28 - 12/03/11	Dec-2011
26,849	Other	PIC GROUP INC				66.66	513100	500017941	MAINTENANCE 11/28 - 12/03/11	Dec-2011
26,850	Other	PIC GROUP INC				66.66	514100	500017941	MAINTENANCE 11/28 - 12/03/11	Dec-2011
26,851	Other	PIC GROUP INC				40.18	512100	500017941	MAINTENANCE 11/28 - 12/03/11	Dec-2011
26,852	Other	PIC GROUP INC				33.33	512005	500017941	MAINTENANCE 11/28 - 12/03/11	Dec-2011
26,853	Other	PIC GROUP INC				33.33	512005	500017941	MAINTENANCE 11/28 - 12/03/11	Dec-2011
26,854	Other	PIC GROUP INC				1,205.40	512100	500017942	GHENT INSIDE MAINTENANCE FOR THE PERIOD 11/27 THRU 12/3/11	Dec-2011
26,855	Other	PIC GROUP INC				1,149.89	511100	500017942	GHENT INSIDE MAINTENANCE FOR THE PERIOD 11/27 THRU 12/3/11	Dec-2011
26,856	Other	PIC GROUP INC				401.80	513100	500017942	GHENT INSIDE MAINTENANCE FOR THE PERIOD 11/27 THRU 12/3/11	Dec-2011
26,857	Other	PIC GROUP INC				383.30	512017	500017942	GHENT INSIDE MAINTENANCE FOR THE PERIOD 11/27 THRU 12/3/11	Dec-2011
26,858	Other	PIC GROUP INC				299.97	512100	500017942	GHENT INSIDE MAINTENANCE FOR THE PERIOD 11/27 THRU 12/3/11	Dec-2011
26,859	Other	PIC GROUP INC				266.64	512017	500017942	GHENT INSIDE MAINTENANCE FOR THE PERIOD 11/27 THRU 12/3/11	Dec-2011
26,860	Other	PIC GROUP INC				266.64	512017	500017942	GHENT INSIDE MAINTENANCE FOR THE PERIOD 11/27 THRU 12/3/11	Dec-2011
26,861	Other	PIC GROUP INC				266.64	512017	500017942	GHENT INSIDE MAINTENANCE FOR THE PERIOD 11/27 THRU 12/3/11	Dec-2011
26,862	Other	PIC GROUP INC				266.64	512100	500017942	GHENT INSIDE MAINTENANCE FOR THE PERIOD 11/27 THRU 12/3/11	Dec-2011
26,863	Other	PIC GROUP INC				213.92	512100	500017942	GHENT INSIDE MAINTENANCE FOR THE PERIOD 11/27 THRU 12/3/11	Dec-2011
26,864	Other	PIC GROUP INC				199.98	512017	500017942	GHENT INSIDE MAINTENANCE FOR THE PERIOD 11/27 THRU 12/3/11	Dec-2011
26,865	Other	PIC GROUP INC				175.14	512017	500017942	GHENT INSIDE MAINTENANCE FOR THE PERIOD 11/27 THRU 12/3/11	Dec-2011
26,866	Other	PIC GROUP INC				166.65	512017	500017942	GHENT INSIDE MAINTENANCE FOR THE PERIOD 11/27 THRU 12/3/11	Dec-2011
26,867	Other	PIC GROUP INC				166.65	512100	500017942	GHENT INSIDE MAINTENANCE FOR THE PERIOD 11/27 THRU 12/3/11	Dec-2011
26,868	Other	PIC GROUP INC				166.65	512100	500017942	GHENT INSIDE MAINTENANCE FOR THE PERIOD 11/27 THRU 12/3/11	Dec-2011
26,869	Other	PIC GROUP INC				133.32	512017	500017942	GHENT INSIDE MAINTENANCE FOR THE PERIOD 11/27 THRU 12/3/11	Dec-2011
26,870	Other	PIC GROUP INC				133.32	512100	500017942	GHENT INSIDE MAINTENANCE FOR THE PERIOD 11/27 THRU 12/3/11	Dec-2011
26,871	Other	PIC GROUP INC				133.32	512100	500017942	GHENT INSIDE MAINTENANCE FOR THE PERIOD 11/27 THRU 12/3/11	Dec-2011
26,872	Other	PIC GROUP INC				133.32	512100	500017942	GHENT INSIDE MAINTENANCE FOR THE PERIOD 11/27 THRU 12/3/11	Dec-2011
26,873	Other	PIC GROUP INC				133.32	512100	500017942	GHENT INSIDE MAINTENANCE FOR THE PERIOD 11/27 THRU 12/3/11	Dec-2011
26,874	Other	PIC GROUP INC				133.32	512100	500017942	GHENT INSIDE MAINTENANCE FOR THE PERIOD 11/27 THRU 12/3/11	Dec-2011
26,875	Other	PIC GROUP INC				99.99	512100	500017942	GHENT INSIDE MAINTENANCE FOR THE PERIOD 11/27 THRU 12/3/11	Dec-2011
26,876	Other	PIC GROUP INC				66.66	512017	500017942	GHENT INSIDE MAINTENANCE FOR THE PERIOD 11/27 THRU 12/3/11	Dec-2011
26,877	Other	PIC GROUP INC				66.66	512100	500017942	GHENT INSIDE MAINTENANCE FOR THE PERIOD 11/27 THRU 12/3/11	Dec-2011
26,878	Other	PIC GROUP INC				66.66	513100	500017942	GHENT INSIDE MAINTENANCE FOR THE PERIOD 11/27 THRU 12/3/11	Dec-2011
26,879	Other	PIC GROUP INC				66.66	513100	500017942	GHENT INSIDE MAINTENANCE FOR THE PERIOD 11/27 THRU 12/3/11	Dec-2011
26,880	Other	PIC GROUP INC				66.66	513100	500017942	GHENT INSIDE MAINTENANCE FOR THE PERIOD 11/27 THRU 12/3/11	Dec-2011
26,881	Other	PIC GROUP INC				66.66	513100	500017942	GHENT INSIDE MAINTENANCE FOR THE PERIOD 11/27 THRU 12/3/11	Dec-2011
26,882	Other	PIC GROUP INC				66.65	513100	500017942	GHENT INSIDE MAINTENANCE FOR THE PERIOD 11/27 THRU 12/3/11	Dec-2011
26,883	Other	PIC GROUP INC				50.00	512100	500017942	GHENT INSIDE MAINTENANCE FOR THE PERIOD 11/27 THRU 12/3/11	Dec-2011
26,884	Other	PIC GROUP INC				33.33	511100	500017942	GHENT INSIDE MAINTENANCE FOR THE PERIOD 11/27 THRU 12/3/11	Dec-2011
26,885	Other	PIC GROUP INC				33.33	511100	500017942	GHENT INSIDE MAINTENANCE FOR THE PERIOD 11/27 THRU 12/3/11	Dec-2011
26,886	Other	PIC GROUP INC				33.33	512100	500017942	GHENT INSIDE MAINTENANCE FOR THE PERIOD 11/27 THRU 12/3/11	Dec-2011
26,887	Other	PIC GROUP INC				1,763.68	512100	500017943	GHENT OUTSIDE MAINTENANCE FOR THE PERIOD 11/27/11 THRU 12/3/11	Dec-2011
26,888	Other	PIC GROUP INC				833.25	511100	500017943	GHENT OUTSIDE MAINTENANCE FOR THE PERIOD 11/27/11 THRU 12/3/11	Dec-2011
26,889	Other	PIC GROUP INC				483.29	512100	500017943	GHENT OUTSIDE MAINTENANCE FOR THE PERIOD 11/27/11 THRU 12/3/11	Dec-2011
26,890	Other	PIC GROUP INC				307.60	513100	500017943	GHENT OUTSIDE MAINTENANCE FOR THE PERIOD 11/27/11 THRU 12/3/11	Dec-2011
26,891	Other	PIC GROUP INC				283.62	512100	500017943	GHENT OUTSIDE MAINTENANCE FOR THE PERIOD 11/27/11 THRU 12/3/11	Dec-2011
26,892	Other	PIC GROUP INC				266.64	511100	500017943	GHENT OUTSIDE MAINTENANCE FOR THE PERIOD 11/27/11 THRU 12/3/11	Dec-2011
26,893	Other	PIC GROUP INC				266.64	512100	500017943	GHENT OUTSIDE MAINTENANCE FOR THE PERIOD 11/27/11 THRU 12/3/11	Dec-2011
26,894	Other	PIC GROUP INC				266.64	512100	500017943	GHENT OUTSIDE MAINTENANCE FOR THE PERIOD 11/27/11 THRU 12/3/11	Dec-2011
26,895	Other	PIC GROUP INC				266.64	512100	500017943	GHENT OUTSIDE MAINTENANCE FOR THE PERIOD 11/27/11 THRU 12/3/11	Dec-2011
26,896	Other	PIC GROUP INC				266.64	512100	500017943	GHENT OUTSIDE MAINTENANCE FOR THE PERIOD 11/27/11 THRU 12/3/11	Dec-2011
26,897	Other	PIC GROUP INC				199.98	512100	500017943	GHENT OUTSIDE MAINTENANCE FOR THE PERIOD 11/27/11 THRU 12/3/11	Dec-2011
26,898	Other	PIC GROUP INC				199.96	512100	500017943	GHENT OUTSIDE MAINTENANCE FOR THE PERIOD 11/27/11 THRU 12/3/11	Dec-2011
26,899	Other	PIC GROUP INC				133.32	512005	500017943	GHENT OUTSIDE MAINTENANCE FOR THE PERIOD 11/27/11 THRU 12/3/11	Dec-2011
26,900	Other	PIC GROUP INC				133.32	512100	500017943	GHENT OUTSIDE MAINTENANCE FOR THE PERIOD 11/27/11 THRU 12/3/11	Dec-2011
26,901	Other	PIC GROUP INC				133.32	512100	500017943	GHENT OUTSIDE MAINTENANCE FOR THE PERIOD 11/27/11 THRU 12/3/11	Dec-2011
26,902	Other	PIC GROUP INC				99.99	512100	500017943	GHENT OUTSIDE MAINTENANCE FOR THE PERIOD 11/27/11 THRU 12/3/11	Dec-2011
26,903	Other	PIC GROUP INC				94.54	512100	500017943	GHENT OUTSIDE MAINTENANCE FOR THE PERIOD 11/27/11 THRU 12/3/11	Dec-2011
26,904	Other	PIC GROUP INC				66.66	512100	500017943	GHENT OUTSIDE MAINTENANCE FOR THE PERIOD 11/27/11 THRU 12/3/11	Dec-2011
26,905	Other	PIC GROUP INC				66.66	512100	500017943	GHENT OUTSIDE MAINTENANCE FOR THE PERIOD 11/27/11 THRU 12/3/11	Dec-2011

KENTUCKY UTILITIES COMPANY
Case No. 2012- 00221
Analysis of Professional Services Expenses For the Test Year

(A)	(B)	(C)	(D)	(E)	(F)	(G)	(H)	(I)		
Line No.	Type	Vendor	Rate Case	Audit	Other	Total	Account	Invoice	Description	Period
26,906	Other	PIC GROUP INC				66.66	512100	500017943	GHENT OUTSIDE MAINTENANCE FOR THE PERIOD 11/27/11 THRU 12/3/11	Dec-2011
26,907	Other	PIC GROUP INC				66.66	512100	500017943	GHENT OUTSIDE MAINTENANCE FOR THE PERIOD 11/27/11 THRU 12/3/11	Dec-2011
26,908	Other	PIC GROUP INC				66.66	512100	500017943	GHENT OUTSIDE MAINTENANCE FOR THE PERIOD 11/27/11 THRU 12/3/11	Dec-2011
26,909	Other	PIC GROUP INC				66.66	512100	500017943	GHENT OUTSIDE MAINTENANCE FOR THE PERIOD 11/27/11 THRU 12/3/11	Dec-2011
26,910	Other	PIC GROUP INC				66.66	512100	500017943	GHENT OUTSIDE MAINTENANCE FOR THE PERIOD 11/27/11 THRU 12/3/11	Dec-2011
26,911	Other	PIC GROUP INC				66.66	512100	500017943	GHENT OUTSIDE MAINTENANCE FOR THE PERIOD 11/27/11 THRU 12/3/11	Dec-2011
26,912	Other	PIC GROUP INC				66.66	514100	500017943	GHENT OUTSIDE MAINTENANCE FOR THE PERIOD 11/27/11 THRU 12/3/11	Dec-2011
26,913	Other	PIC GROUP INC				33.33	514100	500017943	GHENT OUTSIDE MAINTENANCE FOR THE PERIOD 11/27/11 THRU 12/3/11	Dec-2011
26,914	Other	PIC GROUP INC				16.67	512100	500017943	GHENT OUTSIDE MAINTENANCE FOR THE PERIOD 11/27/11 THRU 12/3/11	Dec-2011
26,915	Other	PIC GROUP INC				16.67	512100	500017943	GHENT OUTSIDE MAINTENANCE FOR THE PERIOD 11/27/11 THRU 12/3/11	Dec-2011
26,916	Other	PIC GROUP INC				16.67	512100	500017943	GHENT OUTSIDE MAINTENANCE FOR THE PERIOD 11/27/11 THRU 12/3/11	Dec-2011
26,917	Other	PIC GROUP INC				4,555.42	512100	500017944	PAYMENT OF INVOICE #500017944--GHENT MILLWRIGHTS (BASE CREW) FOR THE PERIOD 11/27 THRU 12/3/11	Dec-2011
26,918	Other	PIC GROUP INC				2,520.72	512100	500017944	PAYMENT OF INVOICE #500017944--GHENT MILLWRIGHTS (BASE CREW) FOR THE PERIOD 11/27 THRU 12/3/11	Dec-2011
26,919	Other	PIC GROUP INC				1,244.56	512100	500017944	PAYMENT OF INVOICE #500017944--GHENT MILLWRIGHTS (BASE CREW) FOR THE PERIOD 11/27 THRU 12/3/11	Dec-2011
26,920	Other	PIC GROUP INC				1,000.12	512100	500017944	PAYMENT OF INVOICE #500017944--GHENT MILLWRIGHTS (BASE CREW) FOR THE PERIOD 11/27 THRU 12/3/11	Dec-2011
26,921	Other	PIC GROUP INC				287.12	512100	500017944	PAYMENT OF INVOICE #500017944--GHENT MILLWRIGHTS (BASE CREW) FOR THE PERIOD 11/27 THRU 12/3/11	Dec-2011
26,922	Other	PIC GROUP INC				287.12	513100	500017944	PAYMENT OF INVOICE #500017944--GHENT MILLWRIGHTS (BASE CREW) FOR THE PERIOD 11/27 THRU 12/3/11	Dec-2011
26,923	Other	PIC GROUP INC				1,548.00	512100	500017948	PAYMENT OF INVOICE #500017948--GHENT MILLWRIGHTS (AUX CREW) FOR THE PERIOD 11/27 THRU 12/3/11	Dec-2011
26,924	Other	PIC GROUP INC				928.80	512100	500017948	PAYMENT OF INVOICE #500017948--GHENT MILLWRIGHTS (AUX CREW) FOR THE PERIOD 11/27 THRU 12/3/11	Dec-2011
26,925	Other	PIC GROUP INC				154.80	512100	500017948	PAYMENT OF INVOICE #500017948--GHENT MILLWRIGHTS (AUX CREW) FOR THE PERIOD 11/27 THRU 12/3/11	Dec-2011
26,926	Other	PIC GROUP INC				154.80	513100	500017948	PAYMENT OF INVOICE #500017948--GHENT MILLWRIGHTS (AUX CREW) FOR THE PERIOD 11/27 THRU 12/3/11	Dec-2011
26,927	Other	PIC GROUP INC				2,242.92	512100	500017956	SUPPLEMENTAL LABOR FOR UNIT 2 MILLS	Dec-2011
26,928	Other	PIC GROUP INC				707.22	513100	500018049	MAINTENANCE 12/05 - 12/10/11	Dec-2011
26,929	Other	PIC GROUP INC				533.28	511100	500018049	MAINTENANCE 12/05 - 12/10/11	Dec-2011
26,930	Other	PIC GROUP INC				499.95	512100	500018049	MAINTENANCE 12/05 - 12/10/11	Dec-2011
26,931	Other	PIC GROUP INC				378.42	512100	500018049	MAINTENANCE 12/05 - 12/10/11	Dec-2011
26,932	Other	PIC GROUP INC				334.22	511100	500018049	MAINTENANCE 12/05 - 12/10/11	Dec-2011
26,933	Other	PIC GROUP INC				280.34	512017	500018049	MAINTENANCE 12/05 - 12/10/11	Dec-2011
26,934	Other	PIC GROUP INC				266.64	511100	500018049	MAINTENANCE 12/05 - 12/10/11	Dec-2011
26,935	Other	PIC GROUP INC				199.98	511100	500018049	MAINTENANCE 12/05 - 12/10/11	Dec-2011
26,936	Other	PIC GROUP INC				199.98	512100	500018049	MAINTENANCE 12/05 - 12/10/11	Dec-2011
26,937	Other	PIC GROUP INC				166.65	511100	500018049	MAINTENANCE 12/05 - 12/10/11	Dec-2011
26,938	Other	PIC GROUP INC				166.65	512100	500018049	MAINTENANCE 12/05 - 12/10/11	Dec-2011
26,939	Other	PIC GROUP INC				147.02	512017	500018049	MAINTENANCE 12/05 - 12/10/11	Dec-2011
26,940	Other	PIC GROUP INC				147.02	512017	500018049	MAINTENANCE 12/05 - 12/10/11	Dec-2011
26,941	Other	PIC GROUP INC				147.02	512017	500018049	MAINTENANCE 12/05 - 12/10/11	Dec-2011
26,942	Other	PIC GROUP INC				140.17	511100	500018049	MAINTENANCE 12/05 - 12/10/11	Dec-2011
26,943	Other	PIC GROUP INC				140.17	511100	500018049	MAINTENANCE 12/05 - 12/10/11	Dec-2011
26,944	Other	PIC GROUP INC				133.32	511100	500018049	MAINTENANCE 12/05 - 12/10/11	Dec-2011
26,945	Other	PIC GROUP INC				133.32	511100	500018049	MAINTENANCE 12/05 - 12/10/11	Dec-2011
26,946	Other	PIC GROUP INC				133.32	512005	500018049	MAINTENANCE 12/05 - 12/10/11	Dec-2011
26,947	Other	PIC GROUP INC				80.36	512017	500018049	MAINTENANCE 12/05 - 12/10/11	Dec-2011
26,948	Other	PIC GROUP INC				73.51	512005	500018049	MAINTENANCE 12/05 - 12/10/11	Dec-2011
26,949	Other	PIC GROUP INC				33.33	511100	500018049	MAINTENANCE 12/05 - 12/10/11	Dec-2011
26,950	Other	PIC GROUP INC				33.33	511100	500018049	MAINTENANCE 12/05 - 12/10/11	Dec-2011
26,951	Other	PIC GROUP INC				33.33	511100	500018049	MAINTENANCE 12/05 - 12/10/11	Dec-2011
26,952	Other	PIC GROUP INC				33.33	512100	500018049	MAINTENANCE 12/05 - 12/10/11	Dec-2011
26,953	Other	PIC GROUP INC				33.33	512100	500018049	MAINTENANCE 12/05 - 12/10/11	Dec-2011
26,954	Other	PIC GROUP INC				1,166.55	511100	500018050	PAYMENT OF INVOICE FOR THE PERIOD 12/4 THRU 12/10/11	Dec-2011
26,955	Other	PIC GROUP INC				867.50	511100	500018050	PAYMENT OF INVOICE FOR THE PERIOD 12/4 THRU 12/10/11	Dec-2011

KENTUCKY UTILITIES COMPANY
Case No. 2012- 00221
Analysis of Professional Services Expenses For the Test Year

(A)	(B)	(C)	(D)	(E)	(F)	(G)	(H)	(I)		
Line No.	Type	Vendor	Rate Case	Audit	Other	Total	Account	Invoice	Description	Period
26,956	Other	PIC GROUP INC				703.15	513100	500018050	PAYMENT OF INVOICE FOR THE PERIOD 12/4 THRU 12/10/11	Dec-2011
26,957	Other	PIC GROUP INC				666.60	512100	500018050	PAYMENT OF INVOICE FOR THE PERIOD 12/4 THRU 12/10/11	Dec-2011
26,958	Other	PIC GROUP INC				499.95	512100	500018050	PAYMENT OF INVOICE FOR THE PERIOD 12/4 THRU 12/10/11	Dec-2011
26,959	Other	PIC GROUP INC				417.00	512017	500018050	PAYMENT OF INVOICE FOR THE PERIOD 12/4 THRU 12/10/11	Dec-2011
26,960	Other	PIC GROUP INC				316.60	512100	500018050	PAYMENT OF INVOICE FOR THE PERIOD 12/4 THRU 12/10/11	Dec-2011
26,961	Other	PIC GROUP INC				266.64	512017	500018050	PAYMENT OF INVOICE FOR THE PERIOD 12/4 THRU 12/10/11	Dec-2011
26,962	Other	PIC GROUP INC				266.64	512017	500018050	PAYMENT OF INVOICE FOR THE PERIOD 12/4 THRU 12/10/11	Dec-2011
26,963	Other	PIC GROUP INC				241.08	512017	500018050	PAYMENT OF INVOICE FOR THE PERIOD 12/4 THRU 12/10/11	Dec-2011
26,964	Other	PIC GROUP INC				241.08	513100	500018050	PAYMENT OF INVOICE FOR THE PERIOD 12/4 THRU 12/10/11	Dec-2011
26,965	Other	PIC GROUP INC				233.31	511100	500018050	PAYMENT OF INVOICE FOR THE PERIOD 12/4 THRU 12/10/11	Dec-2011
26,966	Other	PIC GROUP INC				233.31	512100	500018050	PAYMENT OF INVOICE FOR THE PERIOD 12/4 THRU 12/10/11	Dec-2011
26,967	Other	PIC GROUP INC				220.99	513100	500018050	PAYMENT OF INVOICE FOR THE PERIOD 12/4 THRU 12/10/11	Dec-2011
26,968	Other	PIC GROUP INC				199.98	512017	500018050	PAYMENT OF INVOICE FOR THE PERIOD 12/4 THRU 12/10/11	Dec-2011
26,969	Other	PIC GROUP INC				133.32	512100	500018050	PAYMENT OF INVOICE FOR THE PERIOD 12/4 THRU 12/10/11	Dec-2011
26,970	Other	PIC GROUP INC				99.99	512017	500018050	PAYMENT OF INVOICE FOR THE PERIOD 12/4 THRU 12/10/11	Dec-2011
26,971	Other	PIC GROUP INC				99.99	512100	500018050	PAYMENT OF INVOICE FOR THE PERIOD 12/4 THRU 12/10/11	Dec-2011
26,972	Other	PIC GROUP INC				99.99	512100	500018050	PAYMENT OF INVOICE FOR THE PERIOD 12/4 THRU 12/10/11	Dec-2011
26,973	Other	PIC GROUP INC				99.99	513100	500018050	PAYMENT OF INVOICE FOR THE PERIOD 12/4 THRU 12/10/11	Dec-2011
26,974	Other	PIC GROUP INC				50.00	512100	500018050	PAYMENT OF INVOICE FOR THE PERIOD 12/4 THRU 12/10/11	Dec-2011
26,975	Other	PIC GROUP INC				33.33	511100	500018050	PAYMENT OF INVOICE FOR THE PERIOD 12/4 THRU 12/10/11	Dec-2011
26,976	Other	PIC GROUP INC				33.33	512100	500018050	PAYMENT OF INVOICE FOR THE PERIOD 12/4 THRU 12/10/11	Dec-2011
26,977	Other	PIC GROUP INC				33.33	512100	500018050	PAYMENT OF INVOICE FOR THE PERIOD 12/4 THRU 12/10/11	Dec-2011
26,978	Other	PIC GROUP INC				33.33	512100	500018050	PAYMENT OF INVOICE FOR THE PERIOD 12/4 THRU 12/10/11	Dec-2011
26,979	Other	PIC GROUP INC				16.67	512017	500018050	PAYMENT OF INVOICE FOR THE PERIOD 12/4 THRU 12/10/11	Dec-2011
26,980	Other	PIC GROUP INC				16.67	512017	500018050	PAYMENT OF INVOICE FOR THE PERIOD 12/4 THRU 12/10/11	Dec-2011
26,981	Other	PIC GROUP INC				16.67	513100	500018050	PAYMENT OF INVOICE FOR THE PERIOD 12/4 THRU 12/10/11	Dec-2011
26,982	Other	PIC GROUP INC				16.67	513100	500018050	PAYMENT OF INVOICE FOR THE PERIOD 12/4 THRU 12/10/11	Dec-2011
26,983	Other	PIC GROUP INC				16.67	513100	500018050	PAYMENT OF INVOICE FOR THE PERIOD 12/4 THRU 12/10/11	Dec-2011
26,984	Other	PIC GROUP INC				16.67	513100	500018050	PAYMENT OF INVOICE FOR THE PERIOD 12/4 THRU 12/10/11	Dec-2011
26,985	Other	PIC GROUP INC				858.85	511100	500018051	PAYMENT OF INVOICE #500018051--GHENT OUTSIDE MAINTENANCE FOR THE PERIOD 12/4 THRU 12/10/11	Dec-2011
26,986	Other	PIC GROUP INC				760.15	512100	500018051	PAYMENT OF INVOICE #500018051--GHENT OUTSIDE MAINTENANCE FOR THE PERIOD 12/4 THRU 12/10/11	Dec-2011
26,987	Other	PIC GROUP INC				741.75	512100	500018051	PAYMENT OF INVOICE #500018051--GHENT OUTSIDE MAINTENANCE FOR THE PERIOD 12/4 THRU 12/10/11	Dec-2011
26,988	Other	PIC GROUP INC				674.23	512100	500018051	PAYMENT OF INVOICE #500018051--GHENT OUTSIDE MAINTENANCE FOR THE PERIOD 12/4 THRU 12/10/11	Dec-2011
26,989	Other	PIC GROUP INC				615.20	513100	500018051	PAYMENT OF INVOICE #500018051--GHENT OUTSIDE MAINTENANCE FOR THE PERIOD 12/4 THRU 12/10/11	Dec-2011
26,990	Other	PIC GROUP INC				566.61	513100	500018051	PAYMENT OF INVOICE #500018051--GHENT OUTSIDE MAINTENANCE FOR THE PERIOD 12/4 THRU 12/10/11	Dec-2011
26,991	Other	PIC GROUP INC				466.62	512005	500018051	PAYMENT OF INVOICE #500018051--GHENT OUTSIDE MAINTENANCE FOR THE PERIOD 12/4 THRU 12/10/11	Dec-2011
26,992	Other	PIC GROUP INC				433.29	512100	500018051	PAYMENT OF INVOICE #500018051--GHENT OUTSIDE MAINTENANCE FOR THE PERIOD 12/4 THRU 12/10/11	Dec-2011
26,993	Other	PIC GROUP INC				307.60	512100	500018051	PAYMENT OF INVOICE #500018051--GHENT OUTSIDE MAINTENANCE FOR THE PERIOD 12/4 THRU 12/10/11	Dec-2011
26,994	Other	PIC GROUP INC				266.64	511100	500018051	PAYMENT OF INVOICE #500018051--GHENT OUTSIDE MAINTENANCE FOR THE PERIOD 12/4 THRU 12/10/11	Dec-2011
26,995	Other	PIC GROUP INC				199.98	512100	500018051	PAYMENT OF INVOICE #500018051--GHENT OUTSIDE MAINTENANCE FOR THE PERIOD 12/4 THRU 12/10/11	Dec-2011
26,996	Other	PIC GROUP INC				199.98	512100	500018051	PAYMENT OF INVOICE #500018051--GHENT OUTSIDE MAINTENANCE FOR THE PERIOD 12/4 THRU 12/10/11	Dec-2011
26,997	Other	PIC GROUP INC				199.98	512100	500018051	PAYMENT OF INVOICE #500018051--GHENT OUTSIDE MAINTENANCE FOR THE PERIOD 12/4 THRU 12/10/11	Dec-2011
26,998	Other	PIC GROUP INC				133.32	512100	500018051	PAYMENT OF INVOICE #500018051--GHENT OUTSIDE MAINTENANCE FOR THE PERIOD 12/4 THRU 12/10/11	Dec-2011
26,999	Other	PIC GROUP INC				133.32	512100	500018051	PAYMENT OF INVOICE #500018051--GHENT OUTSIDE MAINTENANCE FOR THE PERIOD 12/4 THRU 12/10/11	Dec-2011

KENTUCKY UTILITIES COMPANY
Case No. 2012- 00221
Analysis of Professional Services Expenses For the Test Year

(A)	(B)	(C)	(D)	(E)	(F)	(G)	(H)	(I)		
Line No.	Type	Vendor	Rate Case	Audit	Other	Total	Account	Invoice	Description	Period
27,000	Other	PIC GROUP INC				99.99	512100	500018051	PAYMENT OF INVOICE #500018051--GHENT OUTSIDE MAINTENANCE FOR THE PERIOD 12/4 THRU 12/10/11	Dec-2011
27,001	Other	PIC GROUP INC				94.54	512100	500018051	PAYMENT OF INVOICE #500018051--GHENT OUTSIDE MAINTENANCE FOR THE PERIOD 12/4 THRU 12/10/11	Dec-2011
27,002	Other	PIC GROUP INC				94.54	512100	500018051	PAYMENT OF INVOICE #500018051--GHENT OUTSIDE MAINTENANCE FOR THE PERIOD 12/4 THRU 12/10/11	Dec-2011
27,003	Other	PIC GROUP INC				66.66	512005	500018051	PAYMENT OF INVOICE #500018051--GHENT OUTSIDE MAINTENANCE FOR THE PERIOD 12/4 THRU 12/10/11	Dec-2011
27,004	Other	PIC GROUP INC				66.66	512100	500018051	PAYMENT OF INVOICE #500018051--GHENT OUTSIDE MAINTENANCE FOR THE PERIOD 12/4 THRU 12/10/11	Dec-2011
27,005	Other	PIC GROUP INC				66.66	512100	500018051	PAYMENT OF INVOICE #500018051--GHENT OUTSIDE MAINTENANCE FOR THE PERIOD 12/4 THRU 12/10/11	Dec-2011
27,006	Other	PIC GROUP INC				47.27	512100	500018051	PAYMENT OF INVOICE #500018051--GHENT OUTSIDE MAINTENANCE FOR THE PERIOD 12/4 THRU 12/10/11	Dec-2011
27,007	Other	PIC GROUP INC				33.33	511100	500018051	PAYMENT OF INVOICE #500018051--GHENT OUTSIDE MAINTENANCE FOR THE PERIOD 12/4 THRU 12/10/11	Dec-2011
27,008	Other	PIC GROUP INC				33.33	512100	500018051	PAYMENT OF INVOICE #500018051--GHENT OUTSIDE MAINTENANCE FOR THE PERIOD 12/4 THRU 12/10/11	Dec-2011
27,009	Other	PIC GROUP INC				33.33	512100	500018051	PAYMENT OF INVOICE #500018051--GHENT OUTSIDE MAINTENANCE FOR THE PERIOD 12/4 THRU 12/10/11	Dec-2011
27,010	Other	PIC GROUP INC				33.33	512100	500018051	PAYMENT OF INVOICE #500018051--GHENT OUTSIDE MAINTENANCE FOR THE PERIOD 12/4 THRU 12/10/11	Dec-2011
27,011	Other	PIC GROUP INC				33.33	512100	500018051	PAYMENT OF INVOICE #500018051--GHENT OUTSIDE MAINTENANCE FOR THE PERIOD 12/4 THRU 12/10/11	Dec-2011
27,012	Other	PIC GROUP INC				33.33	512100	500018051	PAYMENT OF INVOICE #500018051--GHENT OUTSIDE MAINTENANCE FOR THE PERIOD 12/4 THRU 12/10/11	Dec-2011
27,013	Other	PIC GROUP INC				33.33	512100	500018051	PAYMENT OF INVOICE #500018051--GHENT OUTSIDE MAINTENANCE FOR THE PERIOD 12/4 THRU 12/10/11	Dec-2011
27,014	Other	PIC GROUP INC				33.33	512100	500018051	PAYMENT OF INVOICE #500018051--GHENT OUTSIDE MAINTENANCE FOR THE PERIOD 12/4 THRU 12/10/11	Dec-2011
27,015	Other	PIC GROUP INC				3,385.92	512100	500018052	PAYMENT OF INVOICE #500018052--GHENT MILLWRIGHTS (BASE CREW) FOR THE PERIOD 12/4/11 THRU 12/10/11	Dec-2011
27,016	Other	PIC GROUP INC				1,364.84	512100	500018052	PAYMENT OF INVOICE #500018052--GHENT MILLWRIGHTS (BASE CREW) FOR THE PERIOD 12/4/11 THRU 12/10/11	Dec-2011
27,017	Other	PIC GROUP INC				1,357.68	511100	500018052	PAYMENT OF INVOICE #500018052--GHENT MILLWRIGHTS (BASE CREW) FOR THE PERIOD 12/4/11 THRU 12/10/11	Dec-2011
27,018	Other	PIC GROUP INC				1,272.88	512100	500018052	PAYMENT OF INVOICE #500018052--GHENT MILLWRIGHTS (BASE CREW) FOR THE PERIOD 12/4/11 THRU 12/10/11	Dec-2011
27,019	Other	PIC GROUP INC				666.60	512100	500018052	PAYMENT OF INVOICE #500018052--GHENT MILLWRIGHTS (BASE CREW) FOR THE PERIOD 12/4/11 THRU 12/10/11	Dec-2011
27,020	Other	PIC GROUP INC				506.93	512100	500018052	PAYMENT OF INVOICE #500018052--GHENT MILLWRIGHTS (BASE CREW) FOR THE PERIOD 12/4/11 THRU 12/10/11	Dec-2011
27,021	Other	PIC GROUP INC				451.44	512100	500018052	PAYMENT OF INVOICE #500018052--GHENT MILLWRIGHTS (BASE CREW) FOR THE PERIOD 12/4/11 THRU 12/10/11	Dec-2011
27,022	Other	PIC GROUP INC				420.44	512100	500018052	PAYMENT OF INVOICE #500018052--GHENT MILLWRIGHTS (BASE CREW) FOR THE PERIOD 12/4/11 THRU 12/10/11	Dec-2011
27,023	Other	PIC GROUP INC				1,431.90	512100	500018055	PAYMENT OF INVOICE #500018055--GHENT MILLWRIGHTS (AUX CREW) FOR THE PERIOD 12/4 THRU 12/10/11	Dec-2011
27,024	Other	PIC GROUP INC				541.80	512100	500018055	PAYMENT OF INVOICE #500018055--GHENT MILLWRIGHTS (AUX CREW) FOR THE PERIOD 12/4 THRU 12/10/11	Dec-2011
27,025	Other	PIC GROUP INC				425.70	511100	500018055	PAYMENT OF INVOICE #500018055--GHENT MILLWRIGHTS (AUX CREW) FOR THE PERIOD 12/4 THRU 12/10/11	Dec-2011
27,026	Other	PIC GROUP INC				309.60	512100	500018055	PAYMENT OF INVOICE #500018055--GHENT MILLWRIGHTS (AUX CREW) FOR THE PERIOD 12/4 THRU 12/10/11	Dec-2011
27,027	Other	PIC GROUP INC				309.60	512100	500018055	PAYMENT OF INVOICE #500018055--GHENT MILLWRIGHTS (AUX CREW) FOR THE PERIOD 12/4 THRU 12/10/11	Dec-2011
27,028	Other	PIC GROUP INC				77.40	512100	500018055	PAYMENT OF INVOICE #500018055--GHENT MILLWRIGHTS (AUX CREW) FOR THE PERIOD 12/4 THRU 12/10/11	Dec-2011
27,029	Other	PIC GROUP INC				561.60	512017	500018132	RESIDENTIAL MAINT 12/12 - 12/17/11	Dec-2011
27,030	Other	PIC GROUP INC				533.28	512100	500018132	RESIDENTIAL MAINT 12/12 - 12/17/11	Dec-2011

KENTUCKY UTILITIES COMPANY
Case No. 2012- 00221
Analysis of Professional Services Expenses For the Test Year

(A)	(B)	(C)	(D)	(E)	(F)	(G)	(H)	(I)		
Line No.	Type	Vendor	Rate Case	Audit	Other	Total	Account	Invoice	Description	Period
27,031	Other	PIC GROUP INC				466.62	512005	500018132	RESIDENTIAL MAINT 12/12 - 12/17/11	Dec-2011
27,032	Other	PIC GROUP INC				284.90	512017	500018132	RESIDENTIAL MAINT 12/12 - 12/17/11	Dec-2011
27,033	Other	PIC GROUP INC				281.26	512017	500018132	RESIDENTIAL MAINT 12/12 - 12/17/11	Dec-2011
27,034	Other	PIC GROUP INC				266.64	513100	500018132	RESIDENTIAL MAINT 12/12 - 12/17/11	Dec-2011
27,035	Other	PIC GROUP INC				160.72	512017	500018132	RESIDENTIAL MAINT 12/12 - 12/17/11	Dec-2011
27,036	Other	PIC GROUP INC				140.17	511100	500018132	RESIDENTIAL MAINT 12/12 - 12/17/11	Dec-2011
27,037	Other	PIC GROUP INC				133.32	512100	500018132	RESIDENTIAL MAINT 12/12 - 12/17/11	Dec-2011
27,038	Other	PIC GROUP INC				133.32	512100	500018132	RESIDENTIAL MAINT 12/12 - 12/17/11	Dec-2011
27,039	Other	PIC GROUP INC				133.32	513100	500018132	RESIDENTIAL MAINT 12/12 - 12/17/11	Dec-2011
27,040	Other	PIC GROUP INC				99.99	512005	500018132	RESIDENTIAL MAINT 12/12 - 12/17/11	Dec-2011
27,041	Other	PIC GROUP INC				99.99	512100	500018132	RESIDENTIAL MAINT 12/12 - 12/17/11	Dec-2011
27,042	Other	PIC GROUP INC				99.99	512100	500018132	RESIDENTIAL MAINT 12/12 - 12/17/11	Dec-2011
27,043	Other	PIC GROUP INC				99.99	554100	500018132	RESIDENTIAL MAINT 12/12 - 12/17/11	Dec-2011
27,044	Other	PIC GROUP INC				73.51	512100	500018132	RESIDENTIAL MAINT 12/12 - 12/17/11	Dec-2011
27,045	Other	PIC GROUP INC				66.66	511100	500018132	RESIDENTIAL MAINT 12/12 - 12/17/11	Dec-2011
27,046	Other	PIC GROUP INC				66.66	511100	500018132	RESIDENTIAL MAINT 12/12 - 12/17/11	Dec-2011
27,047	Other	PIC GROUP INC				66.66	512005	500018132	RESIDENTIAL MAINT 12/12 - 12/17/11	Dec-2011
27,048	Other	PIC GROUP INC				66.66	512100	500018132	RESIDENTIAL MAINT 12/12 - 12/17/11	Dec-2011
27,049	Other	PIC GROUP INC				66.66	512100	500018132	RESIDENTIAL MAINT 12/12 - 12/17/11	Dec-2011
27,050	Other	PIC GROUP INC				66.66	513100	500018132	RESIDENTIAL MAINT 12/12 - 12/17/11	Dec-2011
27,051	Other	PIC GROUP INC				33.33	512100	500018132	RESIDENTIAL MAINT 12/12 - 12/17/11	Dec-2011
27,052	Other	PIC GROUP INC				33.33	512100	500018132	RESIDENTIAL MAINT 12/12 - 12/17/11	Dec-2011
27,053	Other	PIC GROUP INC				33.33	512100	500018132	RESIDENTIAL MAINT 12/12 - 12/17/11	Dec-2011
27,054	Other	PIC GROUP INC				33.33	512100	500018132	RESIDENTIAL MAINT 12/12 - 12/17/11	Dec-2011
27,055	Other	PIC GROUP INC				33.33	512100	500018132	RESIDENTIAL MAINT 12/12 - 12/17/11	Dec-2011
27,056	Other	PIC GROUP INC				33.33	512100	500018132	RESIDENTIAL MAINT 12/12 - 12/17/11	Dec-2011
27,057	Other	PIC GROUP INC				1,205.40	514100	500018133	GHEHT INSIDE MAINTENANCE FOR THE PERIOD 12/11 THRU 12/17/11	Dec-2011
27,058	Other	PIC GROUP INC				1,099.89	511100	500018133	GHEHT INSIDE MAINTENANCE FOR THE PERIOD 12/11 THRU 12/17/11	Dec-2011
27,059	Other	PIC GROUP INC				589.04	511100	500018133	GHEHT INSIDE MAINTENANCE FOR THE PERIOD 12/11 THRU 12/17/11	Dec-2011
27,060	Other	PIC GROUP INC				566.61	512100	500018133	GHEHT INSIDE MAINTENANCE FOR THE PERIOD 12/11 THRU 12/17/11	Dec-2011
27,061	Other	PIC GROUP INC				433.29	512100	500018133	GHEHT INSIDE MAINTENANCE FOR THE PERIOD 12/11 THRU 12/17/11	Dec-2011
27,062	Other	PIC GROUP INC				401.80	512017	500018133	GHEHT INSIDE MAINTENANCE FOR THE PERIOD 12/11 THRU 12/17/11	Dec-2011
27,063	Other	PIC GROUP INC				333.30	512100	500018133	GHEHT INSIDE MAINTENANCE FOR THE PERIOD 12/11 THRU 12/17/11	Dec-2011
27,064	Other	PIC GROUP INC				266.64	511100	500018133	GHEHT INSIDE MAINTENANCE FOR THE PERIOD 12/11 THRU 12/17/11	Dec-2011
27,065	Other	PIC GROUP INC				266.64	512100	500018133	GHEHT INSIDE MAINTENANCE FOR THE PERIOD 12/11 THRU 12/17/11	Dec-2011
27,066	Other	PIC GROUP INC				266.64	512100	500018133	GHEHT INSIDE MAINTENANCE FOR THE PERIOD 12/11 THRU 12/17/11	Dec-2011
27,067	Other	PIC GROUP INC				199.98	512100	500018133	GHEHT INSIDE MAINTENANCE FOR THE PERIOD 12/11 THRU 12/17/11	Dec-2011
27,068	Other	PIC GROUP INC				166.65	513100	500018133	GHEHT INSIDE MAINTENANCE FOR THE PERIOD 12/11 THRU 12/17/11	Dec-2011
27,069	Other	PIC GROUP INC				133.32	512100	500018133	GHEHT INSIDE MAINTENANCE FOR THE PERIOD 12/11 THRU 12/17/11	Dec-2011
27,070	Other	PIC GROUP INC				99.99	511100	500018133	GHEHT INSIDE MAINTENANCE FOR THE PERIOD 12/11 THRU 12/17/11	Dec-2011
27,071	Other	PIC GROUP INC				94.54	512100	500018133	GHEHT INSIDE MAINTENANCE FOR THE PERIOD 12/11 THRU 12/17/11	Dec-2011
27,072	Other	PIC GROUP INC				66.66	512100	500018133	GHEHT INSIDE MAINTENANCE FOR THE PERIOD 12/11 THRU 12/17/11	Dec-2011
27,073	Other	PIC GROUP INC				66.66	512100	500018133	GHEHT INSIDE MAINTENANCE FOR THE PERIOD 12/11 THRU 12/17/11	Dec-2011
27,074	Other	PIC GROUP INC				66.66	512100	500018133	GHEHT INSIDE MAINTENANCE FOR THE PERIOD 12/11 THRU 12/17/11	Dec-2011
27,075	Other	PIC GROUP INC				66.66	512100	500018133	GHEHT INSIDE MAINTENANCE FOR THE PERIOD 12/11 THRU 12/17/11	Dec-2011
27,076	Other	PIC GROUP INC				66.66	512100	500018133	GHEHT INSIDE MAINTENANCE FOR THE PERIOD 12/11 THRU 12/17/11	Dec-2011
27,077	Other	PIC GROUP INC				66.66	512100	500018133	GHEHT INSIDE MAINTENANCE FOR THE PERIOD 12/11 THRU 12/17/11	Dec-2011
27,078	Other	PIC GROUP INC				47.27	512017	500018133	GHEHT INSIDE MAINTENANCE FOR THE PERIOD 12/11 THRU 12/17/11	Dec-2011
27,079	Other	PIC GROUP INC				47.27	512017	500018133	GHEHT INSIDE MAINTENANCE FOR THE PERIOD 12/11 THRU 12/17/11	Dec-2011
27,080	Other	PIC GROUP INC				33.33	511100	500018133	GHEHT INSIDE MAINTENANCE FOR THE PERIOD 12/11 THRU 12/17/11	Dec-2011
27,081	Other	PIC GROUP INC				33.33	511100	500018133	GHEHT INSIDE MAINTENANCE FOR THE PERIOD 12/11 THRU 12/17/11	Dec-2011
27,082	Other	PIC GROUP INC				33.33	512017	500018133	GHEHT INSIDE MAINTENANCE FOR THE PERIOD 12/11 THRU 12/17/11	Dec-2011
27,083	Other	PIC GROUP INC				33.33	512017	500018133	GHEHT INSIDE MAINTENANCE FOR THE PERIOD 12/11 THRU 12/17/11	Dec-2011
27,084	Other	PIC GROUP INC				33.33	512017	500018133	GHEHT INSIDE MAINTENANCE FOR THE PERIOD 12/11 THRU 12/17/11	Dec-2011
27,085	Other	PIC GROUP INC				33.33	512017	500018133	GHEHT INSIDE MAINTENANCE FOR THE PERIOD 12/11 THRU 12/17/11	Dec-2011
27,086	Other	PIC GROUP INC				33.33	512017	500018133	GHEHT INSIDE MAINTENANCE FOR THE PERIOD 12/11 THRU 12/17/11	Dec-2011
27,087	Other	PIC GROUP INC				33.33	512017	500018133	GHEHT INSIDE MAINTENANCE FOR THE PERIOD 12/11 THRU 12/17/11	Dec-2011
27,088	Other	PIC GROUP INC				33.33	512017	500018133	GHEHT INSIDE MAINTENANCE FOR THE PERIOD 12/11 THRU 12/17/11	Dec-2011
27,089	Other	PIC GROUP INC				33.33	512017	500018133	GHEHT INSIDE MAINTENANCE FOR THE PERIOD 12/11 THRU 12/17/11	Dec-2011
27,090	Other	PIC GROUP INC				33.33	512100	500018133	GHEHT INSIDE MAINTENANCE FOR THE PERIOD 12/11 THRU 12/17/11	Dec-2011

KENTUCKY UTILITIES COMPANY
Case No. 2012- 00221
Analysis of Professional Services Expenses For the Test Year

(A)	(B)	(C)	(D)	(E)	(F)	(G)	(H)	(I)		
Line No.	Type	Vendor	Rate Case	Audit	Other	Total	Account	Invoice	Description	Period
27,091	Other	PIC GROUP INC				33.33	512100	500018133	GHENT INSIDE MAINTENANCE FOR THE PERIOD 12/11 THRU 12/17/11	Dec-2011
27,092	Other	PIC GROUP INC				33.33	512100	500018133	GHENT INSIDE MAINTENANCE FOR THE PERIOD 12/11 THRU 12/17/11	Dec-2011
27,093	Other	PIC GROUP INC				33.33	512100	500018133	GHENT INSIDE MAINTENANCE FOR THE PERIOD 12/11 THRU 12/17/11	Dec-2011
27,094	Other	PIC GROUP INC				33.33	512100	500018133	GHENT INSIDE MAINTENANCE FOR THE PERIOD 12/11 THRU 12/17/11	Dec-2011
27,095	Other	PIC GROUP INC				33.33	512100	500018133	GHENT INSIDE MAINTENANCE FOR THE PERIOD 12/11 THRU 12/17/11	Dec-2011
27,096	Other	PIC GROUP INC				33.33	513100	500018133	GHENT INSIDE MAINTENANCE FOR THE PERIOD 12/11 THRU 12/17/11	Dec-2011
27,097	Other	PIC GROUP INC				33.33	513100	500018133	GHENT INSIDE MAINTENANCE FOR THE PERIOD 12/11 THRU 12/17/11	Dec-2011
27,098	Other	PIC GROUP INC				33.33	513100	500018133	GHENT INSIDE MAINTENANCE FOR THE PERIOD 12/11 THRU 12/17/11	Dec-2011
27,099	Other	PIC GROUP INC				33.33	513100	500018133	GHENT INSIDE MAINTENANCE FOR THE PERIOD 12/11 THRU 12/17/11	Dec-2011
27,100	Other	PIC GROUP INC				33.33	513100	500018133	GHENT INSIDE MAINTENANCE FOR THE PERIOD 12/11 THRU 12/17/11	Dec-2011
27,101	Other	PIC GROUP INC				1,597.13	513100	500018134	PAYMENT OF INVOICE #500018134--GHENT OUTSIDE MAINTENANCE FOR THE PERIOD 12/11 THRU 12/17/11	Dec-2011
27,102	Other	PIC GROUP INC				1,066.56	512100	500018134	PAYMENT OF INVOICE #500018134--GHENT OUTSIDE MAINTENANCE FOR THE PERIOD 12/11 THRU 12/17/11	Dec-2011
27,103	Other	PIC GROUP INC				471.69	512017	500018134	PAYMENT OF INVOICE #500018134--GHENT OUTSIDE MAINTENANCE FOR THE PERIOD 12/11 THRU 12/17/11	Dec-2011
27,104	Other	PIC GROUP INC				399.96	512100	500018134	PAYMENT OF INVOICE #500018134--GHENT OUTSIDE MAINTENANCE FOR THE PERIOD 12/11 THRU 12/17/11	Dec-2011
27,105	Other	PIC GROUP INC				333.30	512100	500018134	PAYMENT OF INVOICE #500018134--GHENT OUTSIDE MAINTENANCE FOR THE PERIOD 12/11 THRU 12/17/11	Dec-2011
27,106	Other	PIC GROUP INC				307.60	513100	500018134	PAYMENT OF INVOICE #500018134--GHENT OUTSIDE MAINTENANCE FOR THE PERIOD 12/11 THRU 12/17/11	Dec-2011
27,107	Other	PIC GROUP INC				266.64	512100	500018134	PAYMENT OF INVOICE #500018134--GHENT OUTSIDE MAINTENANCE FOR THE PERIOD 12/11 THRU 12/17/11	Dec-2011
27,108	Other	PIC GROUP INC				266.64	512100	500018134	PAYMENT OF INVOICE #500018134--GHENT OUTSIDE MAINTENANCE FOR THE PERIOD 12/11 THRU 12/17/11	Dec-2011
27,109	Other	PIC GROUP INC				266.64	512100	500018134	PAYMENT OF INVOICE #500018134--GHENT OUTSIDE MAINTENANCE FOR THE PERIOD 12/11 THRU 12/17/11	Dec-2011
27,110	Other	PIC GROUP INC				233.31	512100	500018134	PAYMENT OF INVOICE #500018134--GHENT OUTSIDE MAINTENANCE FOR THE PERIOD 12/11 THRU 12/17/11	Dec-2011
27,111	Other	PIC GROUP INC				199.98	512100	500018134	PAYMENT OF INVOICE #500018134--GHENT OUTSIDE MAINTENANCE FOR THE PERIOD 12/11 THRU 12/17/11	Dec-2011
27,112	Other	PIC GROUP INC				199.98	512100	500018134	PAYMENT OF INVOICE #500018134--GHENT OUTSIDE MAINTENANCE FOR THE PERIOD 12/11 THRU 12/17/11	Dec-2011
27,113	Other	PIC GROUP INC				133.32	512100	500018134	PAYMENT OF INVOICE #500018134--GHENT OUTSIDE MAINTENANCE FOR THE PERIOD 12/11 THRU 12/17/11	Dec-2011
27,114	Other	PIC GROUP INC				115.35	513100	500018134	PAYMENT OF INVOICE #500018134--GHENT OUTSIDE MAINTENANCE FOR THE PERIOD 12/11 THRU 12/17/11	Dec-2011
27,115	Other	PIC GROUP INC				99.99	514100	500018134	PAYMENT OF INVOICE #500018134--GHENT OUTSIDE MAINTENANCE FOR THE PERIOD 12/11 THRU 12/17/11	Dec-2011
27,116	Other	PIC GROUP INC				99.99	514100	500018134	PAYMENT OF INVOICE #500018134--GHENT OUTSIDE MAINTENANCE FOR THE PERIOD 12/11 THRU 12/17/11	Dec-2011
27,117	Other	PIC GROUP INC				83.33	512100	500018134	PAYMENT OF INVOICE #500018134--GHENT OUTSIDE MAINTENANCE FOR THE PERIOD 12/11 THRU 12/17/11	Dec-2011
27,118	Other	PIC GROUP INC				66.66	512100	500018134	PAYMENT OF INVOICE #500018134--GHENT OUTSIDE MAINTENANCE FOR THE PERIOD 12/11 THRU 12/17/11	Dec-2011
27,119	Other	PIC GROUP INC				66.66	512100	500018134	PAYMENT OF INVOICE #500018134--GHENT OUTSIDE MAINTENANCE FOR THE PERIOD 12/11 THRU 12/17/11	Dec-2011
27,120	Other	PIC GROUP INC				66.66	512100	500018134	PAYMENT OF INVOICE #500018134--GHENT OUTSIDE MAINTENANCE FOR THE PERIOD 12/11 THRU 12/17/11	Dec-2011
27,121	Other	PIC GROUP INC				66.66	512100	500018134	PAYMENT OF INVOICE #500018134--GHENT OUTSIDE MAINTENANCE FOR THE PERIOD 12/11 THRU 12/17/11	Dec-2011
27,122	Other	PIC GROUP INC				66.66	514100	500018134	PAYMENT OF INVOICE #500018134--GHENT OUTSIDE MAINTENANCE FOR THE PERIOD 12/11 THRU 12/17/11	Dec-2011
27,123	Other	PIC GROUP INC				33.33	514100	500018134	PAYMENT OF INVOICE #500018134--GHENT OUTSIDE MAINTENANCE FOR THE PERIOD 12/11 THRU 12/17/11	Dec-2011
27,124	Other	PIC GROUP INC				2,535.38	512100	500018135	PAYMENT OF INVOICE #500018135--GHENT MILLWRIGHTS (BASE CREW) FOR THE PERIOD 12/11 THRU 12/17/11	Dec-2011
27,125	Other	PIC GROUP INC				2,436.42	512100	500018135	PAYMENT OF INVOICE #500018135--GHENT MILLWRIGHTS (BASE CREW) FOR THE PERIOD 12/11 THRU 12/17/11	Dec-2011

KENTUCKY UTILITIES COMPANY
Case No. 2012- 00221
Analysis of Professional Services Expenses For the Test Year

(A)	(B)	(C)	(D)	(E)	(F)	(G)	(H)	(I)		
Line No.	Type	Vendor	Rate Case	Audit	Other	Total	Account	Invoice	Description	Period
27,126	Other	PIC GROUP INC				896.24	512100	500018135	PAYMENT OF INVOICE #500018135--GHENT MILLWRIGHTS (BASE CREW) FOR THE PERIOD 12/11 THRU 12/17/11	Dec-2011
27,127	Other	PIC GROUP INC				735.24	512100	500018135	PAYMENT OF INVOICE #500018135--GHENT MILLWRIGHTS (BASE CREW) FOR THE PERIOD 12/11 THRU 12/17/11	Dec-2011
27,128	Other	PIC GROUP INC				629.60	512100	500018135	PAYMENT OF INVOICE #500018135--GHENT MILLWRIGHTS (BASE CREW) FOR THE PERIOD 12/11 THRU 12/17/11	Dec-2011
27,129	Other	PIC GROUP INC				629.60	512100	500018135	PAYMENT OF INVOICE #500018135--GHENT MILLWRIGHTS (BASE CREW) FOR THE PERIOD 12/11 THRU 12/17/11	Dec-2011
27,130	Other	PIC GROUP INC				574.24	512100	500018135	PAYMENT OF INVOICE #500018135--GHENT MILLWRIGHTS (BASE CREW) FOR THE PERIOD 12/11 THRU 12/17/11	Dec-2011
27,131	Other	PIC GROUP INC				266.64	513100	500018135	PAYMENT OF INVOICE #500018135--GHENT MILLWRIGHTS (BASE CREW) FOR THE PERIOD 12/11 THRU 12/17/11	Dec-2011
27,132	Other	PIC GROUP INC				157.40	512100	500018135	PAYMENT OF INVOICE #500018135--GHENT MILLWRIGHTS (BASE CREW) FOR THE PERIOD 12/11 THRU 12/17/11	Dec-2011
27,133	Other	PIC GROUP INC				157.40	512100	500018135	PAYMENT OF INVOICE #500018135--GHENT MILLWRIGHTS (BASE CREW) FOR THE PERIOD 12/11 THRU 12/17/11	Dec-2011
27,134	Other	PIC GROUP INC				157.40	512100	500018135	PAYMENT OF INVOICE #500018135--GHENT MILLWRIGHTS (BASE CREW) FOR THE PERIOD 12/11 THRU 12/17/11	Dec-2011
27,135	Other	PIC GROUP INC				928.80	512100	500018139	PAYMENT OF INVOICE #500018139--GHENT MILLWRIGHTS (AUX CREW) FOR THE PERIOD 12/1 THRU 12/17/11	Dec-2011
27,136	Other	PIC GROUP INC				619.20	512100	500018139	PAYMENT OF INVOICE #500018139--GHENT MILLWRIGHTS (AUX CREW) FOR THE PERIOD 12/1 THRU 12/17/11	Dec-2011
27,137	Other	PIC GROUP INC				309.60	512100	500018139	PAYMENT OF INVOICE #500018139--GHENT MILLWRIGHTS (AUX CREW) FOR THE PERIOD 12/1 THRU 12/17/11	Dec-2011
27,138	Other	PIC GROUP INC				309.60	512100	500018139	PAYMENT OF INVOICE #500018139--GHENT MILLWRIGHTS (AUX CREW) FOR THE PERIOD 12/1 THRU 12/17/11	Dec-2011
27,139	Other	PIC GROUP INC				309.60	513100	500018139	PAYMENT OF INVOICE #500018139--GHENT MILLWRIGHTS (AUX CREW) FOR THE PERIOD 12/1 THRU 12/17/11	Dec-2011
27,140	Other	PIC GROUP INC				232.20	512100	500018139	PAYMENT OF INVOICE #500018139--GHENT MILLWRIGHTS (AUX CREW) FOR THE PERIOD 12/1 THRU 12/17/11	Dec-2011
27,141	Other	PIC GROUP INC				77.40	512100	500018139	PAYMENT OF INVOICE #500018139--GHENT MILLWRIGHTS (AUX CREW) FOR THE PERIOD 12/1 THRU 12/17/11	Dec-2011
27,142	Other	PIC GROUP INC				533.28	513100	500018206	RESIDENTIAL MAINT 12/19 - 12/23/11	Jan-2012
27,143	Other	PIC GROUP INC				413.90	511100	500018206	RESIDENTIAL MAINT 12/19 - 12/23/11	Jan-2012
27,144	Other	PIC GROUP INC				322.40	512005	500018206	RESIDENTIAL MAINT 12/19 - 12/23/11	Jan-2012
27,145	Other	PIC GROUP INC				299.97	512005	500018206	RESIDENTIAL MAINT 12/19 - 12/23/11	Jan-2012
27,146	Other	PIC GROUP INC				266.64	512100	500018206	RESIDENTIAL MAINT 12/19 - 12/23/11	Jan-2012
27,147	Other	PIC GROUP INC				266.64	512100	500018206	RESIDENTIAL MAINT 12/19 - 12/23/11	Jan-2012
27,148	Other	PIC GROUP INC				260.71	512017	500018206	RESIDENTIAL MAINT 12/19 - 12/23/11	Jan-2012
27,149	Other	PIC GROUP INC				173.50	511100	500018206	RESIDENTIAL MAINT 12/19 - 12/23/11	Jan-2012
27,150	Other	PIC GROUP INC				149.99	512005	500018206	RESIDENTIAL MAINT 12/19 - 12/23/11	Jan-2012
27,151	Other	PIC GROUP INC				149.99	512005	500018206	RESIDENTIAL MAINT 12/19 - 12/23/11	Jan-2012
27,152	Other	PIC GROUP INC				147.02	512100	500018206	RESIDENTIAL MAINT 12/19 - 12/23/11	Jan-2012
27,153	Other	PIC GROUP INC				133.32	512005	500018206	RESIDENTIAL MAINT 12/19 - 12/23/11	Jan-2012
27,154	Other	PIC GROUP INC				133.32	512100	500018206	RESIDENTIAL MAINT 12/19 - 12/23/11	Jan-2012
27,155	Other	PIC GROUP INC				106.84	512017	500018206	RESIDENTIAL MAINT 12/19 - 12/23/11	Jan-2012
27,156	Other	PIC GROUP INC				73.51	512100	500018206	RESIDENTIAL MAINT 12/19 - 12/23/11	Jan-2012
27,157	Other	PIC GROUP INC				66.66	512005	500018206	RESIDENTIAL MAINT 12/19 - 12/23/11	Jan-2012
27,158	Other	PIC GROUP INC				66.66	512017	500018206	RESIDENTIAL MAINT 12/19 - 12/23/11	Jan-2012
27,159	Other	PIC GROUP INC				66.66	512100	500018206	RESIDENTIAL MAINT 12/19 - 12/23/11	Jan-2012
27,160	Other	PIC GROUP INC				66.66	512100	500018206	RESIDENTIAL MAINT 12/19 - 12/23/11	Jan-2012
27,161	Other	PIC GROUP INC				66.66	512100	500018206	RESIDENTIAL MAINT 12/19 - 12/23/11	Jan-2012
27,162	Other	PIC GROUP INC				50.00	513100	500018206	RESIDENTIAL MAINT 12/19 - 12/23/11	Jan-2012
27,163	Other	PIC GROUP INC				50.00	513100	500018206	RESIDENTIAL MAINT 12/19 - 12/23/11	Jan-2012
27,164	Other	PIC GROUP INC				47.27	513100	500018206	RESIDENTIAL MAINT 12/19 - 12/23/11	Jan-2012
27,165	Other	PIC GROUP INC				33.33	512005	500018206	RESIDENTIAL MAINT 12/19 - 12/23/11	Jan-2012
27,166	Other	PIC GROUP INC				33.33	512005	500018206	RESIDENTIAL MAINT 12/19 - 12/23/11	Jan-2012
27,167	Other	PIC GROUP INC				33.33	512005	500018206	RESIDENTIAL MAINT 12/19 - 12/23/11	Jan-2012
27,168	Other	PIC GROUP INC				33.33	512005	500018206	RESIDENTIAL MAINT 12/19 - 12/23/11	Jan-2012
27,169	Other	PIC GROUP INC				33.33	512005	500018206	RESIDENTIAL MAINT 12/19 - 12/23/11	Jan-2012

KENTUCKY UTILITIES COMPANY
Case No. 2012- 00221
Analysis of Professional Services Expenses For the Test Year

(A)	(B)	(C)	(D)	(E)	(F)	(G)	(H)	(I)		
Line No.	Type	Vendor	Rate Case	Audit	Other	Total	Account	Invoice	Description	Period
27,230	Other	PIC GROUP INC				266.64	512100	500018208	GHENT OUTSIDE MAINTENANCE FOR THE PERIOD 12/18 - 12/24/12	Jan-2012
27,231	Other	PIC GROUP INC				230.70	513100	500018208	GHENT OUTSIDE MAINTENANCE FOR THE PERIOD 12/18 - 12/24/12	Jan-2012
27,232	Other	PIC GROUP INC				133.32	512100	500018208	GHENT OUTSIDE MAINTENANCE FOR THE PERIOD 12/18 - 12/24/12	Jan-2012
27,233	Other	PIC GROUP INC				133.32	512100	500018208	GHENT OUTSIDE MAINTENANCE FOR THE PERIOD 12/18 - 12/24/12	Jan-2012
27,234	Other	PIC GROUP INC				133.32	512100	500018208	GHENT OUTSIDE MAINTENANCE FOR THE PERIOD 12/18 - 12/24/12	Jan-2012
27,235	Other	PIC GROUP INC				66.66	512005	500018208	GHENT OUTSIDE MAINTENANCE FOR THE PERIOD 12/18 - 12/24/12	Jan-2012
27,236	Other	PIC GROUP INC				66.66	512100	500018208	GHENT OUTSIDE MAINTENANCE FOR THE PERIOD 12/18 - 12/24/12	Jan-2012
27,237	Other	PIC GROUP INC				33.33	512100	500018208	GHENT OUTSIDE MAINTENANCE FOR THE PERIOD 12/18 - 12/24/12	Jan-2012
27,238	Other	PIC GROUP INC				2,587.18	512100	500018209	PAYMENT OF INVOICE #500018209--GHENT MILLWRIGHTS (BASE CREW) FOR THE PERIOD 12/18 THRU 12/24/11	Jan-2012
27,239	Other	PIC GROUP INC				2,015.98	512100	500018209	PAYMENT OF INVOICE #500018209--GHENT MILLWRIGHTS (BASE CREW) FOR THE PERIOD 12/18 THRU 12/24/11	Jan-2012
27,240	Other	PIC GROUP INC				1,155.68	513100	500018209	PAYMENT OF INVOICE #500018209--GHENT MILLWRIGHTS (BASE CREW) FOR THE PERIOD 12/18 THRU 12/24/11	Jan-2012
27,241	Other	PIC GROUP INC				1,025.68	512100	500018209	PAYMENT OF INVOICE #500018209--GHENT MILLWRIGHTS (BASE CREW) FOR THE PERIOD 12/18 THRU 12/24/11	Jan-2012
27,242	Other	PIC GROUP INC				896.24	512100	500018209	PAYMENT OF INVOICE #500018209--GHENT MILLWRIGHTS (BASE CREW) FOR THE PERIOD 12/18 THRU 12/24/11	Jan-2012
27,243	Other	PIC GROUP INC				469.41	513100	500018209	PAYMENT OF INVOICE #500018209--GHENT MILLWRIGHTS (BASE CREW) FOR THE PERIOD 12/18 THRU 12/24/11	Jan-2012
27,244	Other	PIC GROUP INC				143.56	512100	500018209	PAYMENT OF INVOICE #500018209--GHENT MILLWRIGHTS (BASE CREW) FOR THE PERIOD 12/18 THRU 12/24/11	Jan-2012
27,245	Other	PIC GROUP INC				909.45	512100	500018212	PAYMENT OF INVOICE #500018212--GHENT MILLWRIGHTS (AUX CREW) FOR THE PERIOD 12/18 THRU 12/24/11	Jan-2012
27,246	Other	PIC GROUP INC				309.60	512100	500018212	PAYMENT OF INVOICE #500018212--GHENT MILLWRIGHTS (AUX CREW) FOR THE PERIOD 12/18 THRU 12/24/11	Jan-2012
27,247	Other	PIC GROUP INC				309.60	512100	500018212	PAYMENT OF INVOICE #500018212--GHENT MILLWRIGHTS (AUX CREW) FOR THE PERIOD 12/18 THRU 12/24/11	Jan-2012
27,248	Other	PIC GROUP INC				309.60	512100	500018212	PAYMENT OF INVOICE #500018212--GHENT MILLWRIGHTS (AUX CREW) FOR THE PERIOD 12/18 THRU 12/24/11	Jan-2012
27,249	Other	PIC GROUP INC				270.90	513100	500018212	PAYMENT OF INVOICE #500018212--GHENT MILLWRIGHTS (AUX CREW) FOR THE PERIOD 12/18 THRU 12/24/11	Jan-2012
27,250	Other	PIC GROUP INC				1,687.98	512100	500018276	RESIDENTIAL LABOR 12/25 - 12/30/11	Jan-2012
27,251	Other	PIC GROUP INC				774.36	512100	500018276	RESIDENTIAL LABOR 12/25 - 12/30/11	Jan-2012
27,252	Other	PIC GROUP INC				388.64	512100	500018276	RESIDENTIAL LABOR 12/25 - 12/30/11	Jan-2012
27,253	Other	PIC GROUP INC				366.63	512017	500018276	RESIDENTIAL LABOR 12/25 - 12/30/11	Jan-2012
27,254	Other	PIC GROUP INC				266.64	512005	500018276	RESIDENTIAL LABOR 12/25 - 12/30/11	Jan-2012
27,255	Other	PIC GROUP INC				233.31	513100	500018276	RESIDENTIAL LABOR 12/25 - 12/30/11	Jan-2012
27,256	Other	PIC GROUP INC				199.98	512100	500018276	RESIDENTIAL LABOR 12/25 - 12/30/11	Jan-2012
27,257	Other	PIC GROUP INC				189.08	512005	500018276	RESIDENTIAL LABOR 12/25 - 12/30/11	Jan-2012
27,258	Other	PIC GROUP INC				166.65	512017	500018276	RESIDENTIAL LABOR 12/25 - 12/30/11	Jan-2012
27,259	Other	PIC GROUP INC				154.11	511100	500018276	RESIDENTIAL LABOR 12/25 - 12/30/11	Jan-2012
27,260	Other	PIC GROUP INC				134.84	512005	500018276	RESIDENTIAL LABOR 12/25 - 12/30/11	Jan-2012
27,261	Other	PIC GROUP INC				133.32	512100	500018276	RESIDENTIAL LABOR 12/25 - 12/30/11	Jan-2012
27,262	Other	PIC GROUP INC				99.99	513100	500018276	RESIDENTIAL LABOR 12/25 - 12/30/11	Jan-2012
27,263	Other	PIC GROUP INC				94.54	512017	500018276	RESIDENTIAL LABOR 12/25 - 12/30/11	Jan-2012
27,264	Other	PIC GROUP INC				80.36	512100	500018276	RESIDENTIAL LABOR 12/25 - 12/30/11	Jan-2012
27,265	Other	PIC GROUP INC				70.91	512005	500018276	RESIDENTIAL LABOR 12/25 - 12/30/11	Jan-2012
27,266	Other	PIC GROUP INC				70.91	512005	500018276	RESIDENTIAL LABOR 12/25 - 12/30/11	Jan-2012
27,267	Other	PIC GROUP INC				66.66	511100	500018276	RESIDENTIAL LABOR 12/25 - 12/30/11	Jan-2012
27,268	Other	PIC GROUP INC				66.66	512005	500018276	RESIDENTIAL LABOR 12/25 - 12/30/11	Jan-2012
27,269	Other	PIC GROUP INC				66.66	512017	500018276	RESIDENTIAL LABOR 12/25 - 12/30/11	Jan-2012
27,270	Other	PIC GROUP INC				66.66	513100	500018276	RESIDENTIAL LABOR 12/25 - 12/30/11	Jan-2012
27,271	Other	PIC GROUP INC				66.62	512005	500018276	RESIDENTIAL LABOR 12/25 - 12/30/11	Jan-2012
27,272	Other	PIC GROUP INC				50.00	514100	500018276	RESIDENTIAL LABOR 12/25 - 12/30/11	Jan-2012
27,273	Other	PIC GROUP INC				47.27	512005	500018276	RESIDENTIAL LABOR 12/25 - 12/30/11	Jan-2012
27,274	Other	PIC GROUP INC				47.27	512017	500018276	RESIDENTIAL LABOR 12/25 - 12/30/11	Jan-2012
27,275	Other	PIC GROUP INC				40.18	512005	500018276	RESIDENTIAL LABOR 12/25 - 12/30/11	Jan-2012
27,276	Other	PIC GROUP INC				40.18	512005	500018276	RESIDENTIAL LABOR 12/25 - 12/30/11	Jan-2012
27,277	Other	PIC GROUP INC				40.18	512005	500018276	RESIDENTIAL LABOR 12/25 - 12/30/11	Jan-2012

KENTUCKY UTILITIES COMPANY
Case No. 2012- 00221
Analysis of Professional Services Expenses For the Test Year

(A)	(B)	(C)	(D)	(E)	(F)	(G)	(H)	(I)		
Line No.	Type	Vendor	Rate Case	Audit	Other	Total	Account	Invoice	Description	Period
27,278	Other	PIC GROUP INC				33.34	511100	500018276	RESIDENTIAL LABOR 12/25 - 12/30/11	Jan-2012
27,279	Other	PIC GROUP INC				33.34	512017	500018276	RESIDENTIAL LABOR 12/25 - 12/30/11	Jan-2012
27,280	Other	PIC GROUP INC				33.33	511100	500018276	RESIDENTIAL LABOR 12/25 - 12/30/11	Jan-2012
27,281	Other	PIC GROUP INC				33.33	512100	500018276	RESIDENTIAL LABOR 12/25 - 12/30/11	Jan-2012
27,282	Other	PIC GROUP INC				33.33	512100	500018276	RESIDENTIAL LABOR 12/25 - 12/30/11	Jan-2012
27,283	Other	PIC GROUP INC				23.64	512100	500018276	RESIDENTIAL LABOR 12/25 - 12/30/11	Jan-2012
27,284	Other	PIC GROUP INC				999.90	511100	500018277	GHENT INSIDE MAINTENANCE FOR THE PERIOD 12/25 - 12/31/11	Jan-2012
27,285	Other	PIC GROUP INC				699.93	512100	500018277	GHENT INSIDE MAINTENANCE FOR THE PERIOD 12/25 - 12/31/11	Jan-2012
27,286	Other	PIC GROUP INC				533.28	512017	500018277	GHENT INSIDE MAINTENANCE FOR THE PERIOD 12/25 - 12/31/11	Jan-2012
27,287	Other	PIC GROUP INC				361.18	512100	500018277	GHENT INSIDE MAINTENANCE FOR THE PERIOD 12/25 - 12/31/11	Jan-2012
27,288	Other	PIC GROUP INC				266.64	512100	500018277	GHENT INSIDE MAINTENANCE FOR THE PERIOD 12/25 - 12/31/11	Jan-2012
27,289	Other	PIC GROUP INC				233.31	512100	500018277	GHENT INSIDE MAINTENANCE FOR THE PERIOD 12/25 - 12/31/11	Jan-2012
27,290	Other	PIC GROUP INC				199.98	512017	500018277	GHENT INSIDE MAINTENANCE FOR THE PERIOD 12/25 - 12/31/11	Jan-2012
27,291	Other	PIC GROUP INC				166.65	512100	500018277	GHENT INSIDE MAINTENANCE FOR THE PERIOD 12/25 - 12/31/11	Jan-2012
27,292	Other	PIC GROUP INC				99.99	512017	500018277	GHENT INSIDE MAINTENANCE FOR THE PERIOD 12/25 - 12/31/11	Jan-2012
27,293	Other	PIC GROUP INC				66.66	512017	500018277	GHENT INSIDE MAINTENANCE FOR THE PERIOD 12/25 - 12/31/11	Jan-2012
27,294	Other	PIC GROUP INC				66.66	512100	500018277	GHENT INSIDE MAINTENANCE FOR THE PERIOD 12/25 - 12/31/11	Jan-2012
27,295	Other	PIC GROUP INC				66.66	512100	500018277	GHENT INSIDE MAINTENANCE FOR THE PERIOD 12/25 - 12/31/11	Jan-2012
27,296	Other	PIC GROUP INC				66.66	512100	500018277	GHENT INSIDE MAINTENANCE FOR THE PERIOD 12/25 - 12/31/11	Jan-2012
27,297	Other	PIC GROUP INC				66.66	512100	500018277	GHENT INSIDE MAINTENANCE FOR THE PERIOD 12/25 - 12/31/11	Jan-2012
27,298	Other	PIC GROUP INC				66.66	512100	500018277	GHENT INSIDE MAINTENANCE FOR THE PERIOD 12/25 - 12/31/11	Jan-2012
27,299	Other	PIC GROUP INC				66.63	512100	500018277	GHENT INSIDE MAINTENANCE FOR THE PERIOD 12/25 - 12/31/11	Jan-2012
27,300	Other	PIC GROUP INC				33.33	511100	500018277	GHENT INSIDE MAINTENANCE FOR THE PERIOD 12/25 - 12/31/11	Jan-2012
27,301	Other	PIC GROUP INC				33.33	512100	500018277	GHENT INSIDE MAINTENANCE FOR THE PERIOD 12/25 - 12/31/11	Jan-2012
27,302	Other	PIC GROUP INC				33.33	512100	500018277	GHENT INSIDE MAINTENANCE FOR THE PERIOD 12/25 - 12/31/11	Jan-2012
27,303	Other	PIC GROUP INC				33.33	512100	500018277	GHENT INSIDE MAINTENANCE FOR THE PERIOD 12/25 - 12/31/11	Jan-2012
27,304	Other	PIC GROUP INC				33.33	512100	500018277	GHENT INSIDE MAINTENANCE FOR THE PERIOD 12/25 - 12/31/11	Jan-2012
27,305	Other	PIC GROUP INC				33.33	513100	500018277	GHENT INSIDE MAINTENANCE FOR THE PERIOD 12/25 - 12/31/11	Jan-2012
27,306	Other	PIC GROUP INC				16.67	512017	500018277	GHENT INSIDE MAINTENANCE FOR THE PERIOD 12/25 - 12/31/11	Jan-2012
27,307	Other	PIC GROUP INC				16.67	512017	500018277	GHENT INSIDE MAINTENANCE FOR THE PERIOD 12/25 - 12/31/11	Jan-2012
27,308	Other	PIC GROUP INC				16.67	512100	500018277	GHENT INSIDE MAINTENANCE FOR THE PERIOD 12/25 - 12/31/11	Jan-2012
27,309	Other	PIC GROUP INC				16.67	513100	500018277	GHENT INSIDE MAINTENANCE FOR THE PERIOD 12/25 - 12/31/11	Jan-2012
27,310	Other	PIC GROUP INC				16.67	513100	500018277	GHENT INSIDE MAINTENANCE FOR THE PERIOD 12/25 - 12/31/11	Jan-2012
27,311	Other	PIC GROUP INC				16.67	513100	500018277	GHENT INSIDE MAINTENANCE FOR THE PERIOD 12/25 - 12/31/11	Jan-2012
27,312	Other	PIC GROUP INC				1,507.38	512100	500018278	GHENT OUTSIDE MAINTENANCE FOR THE PERIOD 12/25 THRU 12/31/11	Jan-2012
27,313	Other	PIC GROUP INC				650.25	512100	500018278	GHENT OUTSIDE MAINTENANCE FOR THE PERIOD 12/25 THRU 12/31/11	Jan-2012
27,314	Other	PIC GROUP INC				533.28	512100	500018278	GHENT OUTSIDE MAINTENANCE FOR THE PERIOD 12/25 THRU 12/31/11	Jan-2012
27,315	Other	PIC GROUP INC				415.32	512100	500018278	GHENT OUTSIDE MAINTENANCE FOR THE PERIOD 12/25 THRU 12/31/11	Jan-2012
27,316	Other	PIC GROUP INC				307.60	512100	500018278	GHENT OUTSIDE MAINTENANCE FOR THE PERIOD 12/25 THRU 12/31/11	Jan-2012
27,317	Other	PIC GROUP INC				299.97	512100	500018278	GHENT OUTSIDE MAINTENANCE FOR THE PERIOD 12/25 THRU 12/31/11	Jan-2012
27,318	Other	PIC GROUP INC				266.64	512005	500018278	GHENT OUTSIDE MAINTENANCE FOR THE PERIOD 12/25 THRU 12/31/11	Jan-2012
27,319	Other	PIC GROUP INC				266.64	512100	500018278	GHENT OUTSIDE MAINTENANCE FOR THE PERIOD 12/25 THRU 12/31/11	Jan-2012
27,320	Other	PIC GROUP INC				266.64	512100	500018278	GHENT OUTSIDE MAINTENANCE FOR THE PERIOD 12/25 THRU 12/31/11	Jan-2012
27,321	Other	PIC GROUP INC				199.98	514100	500018278	GHENT OUTSIDE MAINTENANCE FOR THE PERIOD 12/25 THRU 12/31/11	Jan-2012
27,322	Other	PIC GROUP INC				166.65	512100	500018278	GHENT OUTSIDE MAINTENANCE FOR THE PERIOD 12/25 THRU 12/31/11	Jan-2012
27,323	Other	PIC GROUP INC				141.81	514100	500018278	GHENT OUTSIDE MAINTENANCE FOR THE PERIOD 12/25 THRU 12/31/11	Jan-2012
27,324	Other	PIC GROUP INC				133.32	512100	500018278	GHENT OUTSIDE MAINTENANCE FOR THE PERIOD 12/25 THRU 12/31/11	Jan-2012
27,325	Other	PIC GROUP INC				99.99	512005	500018278	GHENT OUTSIDE MAINTENANCE FOR THE PERIOD 12/25 THRU 12/31/11	Jan-2012
27,326	Other	PIC GROUP INC				94.54	512100	500018278	GHENT OUTSIDE MAINTENANCE FOR THE PERIOD 12/25 THRU 12/31/11	Jan-2012
27,327	Other	PIC GROUP INC				94.54	514100	500018278	GHENT OUTSIDE MAINTENANCE FOR THE PERIOD 12/25 THRU 12/31/11	Jan-2012
27,328	Other	PIC GROUP INC				66.66	512100	500018278	GHENT OUTSIDE MAINTENANCE FOR THE PERIOD 12/25 THRU 12/31/11	Jan-2012
27,329	Other	PIC GROUP INC				66.66	512100	500018278	GHENT OUTSIDE MAINTENANCE FOR THE PERIOD 12/25 THRU 12/31/11	Jan-2012
27,330	Other	PIC GROUP INC				66.66	512100	500018278	GHENT OUTSIDE MAINTENANCE FOR THE PERIOD 12/25 THRU 12/31/11	Jan-2012
27,331	Other	PIC GROUP INC				66.66	512100	500018278	GHENT OUTSIDE MAINTENANCE FOR THE PERIOD 12/25 THRU 12/31/11	Jan-2012
27,332	Other	PIC GROUP INC				66.66	512100	500018278	GHENT OUTSIDE MAINTENANCE FOR THE PERIOD 12/25 THRU 12/31/11	Jan-2012
27,333	Other	PIC GROUP INC				47.27	512100	500018278	GHENT OUTSIDE MAINTENANCE FOR THE PERIOD 12/25 THRU 12/31/11	Jan-2012
27,334	Other	PIC GROUP INC				47.27	514100	500018278	GHENT OUTSIDE MAINTENANCE FOR THE PERIOD 12/25 THRU 12/31/11	Jan-2012
27,335	Other	PIC GROUP INC				47.27	514100	500018278	GHENT OUTSIDE MAINTENANCE FOR THE PERIOD 12/25 THRU 12/31/11	Jan-2012
27,336	Other	PIC GROUP INC				47.27	514100	500018278	GHENT OUTSIDE MAINTENANCE FOR THE PERIOD 12/25 THRU 12/31/11	Jan-2012
27,337	Other	PIC GROUP INC				33.33	512017	500018278	GHENT OUTSIDE MAINTENANCE FOR THE PERIOD 12/25 THRU 12/31/11	Jan-2012

KENTUCKY UTILITIES COMPANY
Case No. 2012- 00221
Analysis of Professional Services Expenses For the Test Year

(A)	(B)	(C)	(D)	(E)	(F)	(G)	(H)	(I)		
Line No.	Type	Vendor	Rate Case	Audit	Other	Total	Account	Invoice	Description	Period
27,338	Other	PIC GROUP INC				33.33	512100	500018278	GHENT OUTSIDE MAINTENANCE FOR THE PERIOD 12/25 THRU 12/31/11	Jan-2012
27,339	Other	PIC GROUP INC				33.33	512100	500018278	GHENT OUTSIDE MAINTENANCE FOR THE PERIOD 12/25 THRU 12/31/11	Jan-2012
27,340	Other	PIC GROUP INC				33.33	512100	500018278	GHENT OUTSIDE MAINTENANCE FOR THE PERIOD 12/25 THRU 12/31/11	Jan-2012
27,341	Other	PIC GROUP INC				33.33	512100	500018278	GHENT OUTSIDE MAINTENANCE FOR THE PERIOD 12/25 THRU 12/31/11	Jan-2012
27,342	Other	PIC GROUP INC				33.33	512100	500018278	GHENT OUTSIDE MAINTENANCE FOR THE PERIOD 12/25 THRU 12/31/11	Jan-2012
27,343	Other	PIC GROUP INC				33.33	512100	500018278	GHENT OUTSIDE MAINTENANCE FOR THE PERIOD 12/25 THRU 12/31/11	Jan-2012
27,344	Other	PIC GROUP INC				33.33	512100	500018278	GHENT OUTSIDE MAINTENANCE FOR THE PERIOD 12/25 THRU 12/31/11	Jan-2012
27,345	Other	PIC GROUP INC				33.33	512100	500018278	GHENT OUTSIDE MAINTENANCE FOR THE PERIOD 12/25 THRU 12/31/11	Jan-2012
27,346	Other	PIC GROUP INC				33.33	512100	500018278	GHENT OUTSIDE MAINTENANCE FOR THE PERIOD 12/25 THRU 12/31/11	Jan-2012
27,347	Other	PIC GROUP INC				1,748.80	512100	500018279	PAYMENT OF INVOICE #500018279--GHENT MILLWRIGHTS (BASE CREW) FOR THE PERIOD 12/25 THRU 12/31/11	Jan-2012
27,348	Other	PIC GROUP INC				1,492.50	512100	500018279	PAYMENT OF INVOICE #500018279--GHENT MILLWRIGHTS (BASE CREW) FOR THE PERIOD 12/25 THRU 12/31/11	Jan-2012
27,349	Other	PIC GROUP INC				735.77	513100	500018279	PAYMENT OF INVOICE #500018279--GHENT MILLWRIGHTS (BASE CREW) FOR THE PERIOD 12/25 THRU 12/31/11	Jan-2012
27,350	Other	PIC GROUP INC				707.56	512100	500018279	PAYMENT OF INVOICE #500018279--GHENT MILLWRIGHTS (BASE CREW) FOR THE PERIOD 12/25 THRU 12/31/11	Jan-2012
27,351	Other	PIC GROUP INC				420.44	512100	500018279	PAYMENT OF INVOICE #500018279--GHENT MILLWRIGHTS (BASE CREW) FOR THE PERIOD 12/25 THRU 12/31/11	Jan-2012
27,352	Other	PIC GROUP INC				276.88	512100	500018279	PAYMENT OF INVOICE #500018279--GHENT MILLWRIGHTS (BASE CREW) FOR THE PERIOD 12/25 THRU 12/31/11	Jan-2012
27,353	Other	PIC GROUP INC				210.22	512100	500018279	PAYMENT OF INVOICE #500018279--GHENT MILLWRIGHTS (BASE CREW) FOR THE PERIOD 12/25 THRU 12/31/11	Jan-2012
27,354	Other	PIC GROUP INC				133.32	512100	500018279	PAYMENT OF INVOICE #500018279--GHENT MILLWRIGHTS (BASE CREW) FOR THE PERIOD 12/25 THRU 12/31/11	Jan-2012
27,355	Other	PIC GROUP INC				105.11	512100	500018279	PAYMENT OF INVOICE #500018279--GHENT MILLWRIGHTS (BASE CREW) FOR THE PERIOD 12/25 THRU 12/31/11	Jan-2012
27,356	Other	PIC GROUP INC				2,884.93	512100	500018282	SUPPLEMENTAL LABOR FOR UNIT 2 BOILER LEAK	Jan-2012
27,357	Other	PIC GROUP INC				928.80	512100	500018283	PAYMENT OF INVOICE #500018283--GHENT MILLWRIGHTS (AUX CREW) FOR THE PERIOD 12/25 THRU 12/31/11	Jan-2012
27,358	Other	PIC GROUP INC				928.80	512100	500018283	PAYMENT OF INVOICE #500018283--GHENT MILLWRIGHTS (AUX CREW) FOR THE PERIOD 12/25 THRU 12/31/11	Jan-2012
27,359	Other	PIC GROUP INC				1,175.04	512005	500018392	RESIDENT LABOR 01/02 - 01/07/12	Jan-2012
27,360	Other	PIC GROUP INC				707.88	514100	500018392	RESIDENT LABOR 01/02 - 01/07/12	Jan-2012
27,361	Other	PIC GROUP INC				633.27	512055	500018392	RESIDENT LABOR 01/02 - 01/07/12	Jan-2012
27,362	Other	PIC GROUP INC				533.28	513100	500018392	RESIDENT LABOR 01/02 - 01/07/12	Jan-2012
27,363	Other	PIC GROUP INC				334.22	512017	500018392	RESIDENT LABOR 01/02 - 01/07/12	Jan-2012
27,364	Other	PIC GROUP INC				327.37	512100	500018392	RESIDENT LABOR 01/02 - 01/07/12	Jan-2012
27,365	Other	PIC GROUP INC				294.04	512100	500018392	RESIDENT LABOR 01/02 - 01/07/12	Jan-2012
27,366	Other	PIC GROUP INC				266.64	512005	500018392	RESIDENT LABOR 01/02 - 01/07/12	Jan-2012
27,367	Other	PIC GROUP INC				266.64	512100	500018392	RESIDENT LABOR 01/02 - 01/07/12	Jan-2012
27,368	Other	PIC GROUP INC				260.71	513100	500018392	RESIDENT LABOR 01/02 - 01/07/12	Jan-2012
27,369	Other	PIC GROUP INC				233.31	512100	500018392	RESIDENT LABOR 01/02 - 01/07/12	Jan-2012
27,370	Other	PIC GROUP INC				233.31	512100	500018392	RESIDENT LABOR 01/02 - 01/07/12	Jan-2012
27,371	Other	PIC GROUP INC				173.50	511100	500018392	RESIDENT LABOR 01/02 - 01/07/12	Jan-2012
27,372	Other	PIC GROUP INC				133.32	512005	500018392	RESIDENT LABOR 01/02 - 01/07/12	Jan-2012
27,373	Other	PIC GROUP INC				113.95	512055	500018392	RESIDENT LABOR 01/02 - 01/07/12	Jan-2012
27,374	Other	PIC GROUP INC				85.47	511100	500018392	RESIDENT LABOR 01/02 - 01/07/12	Jan-2012
27,375	Other	PIC GROUP INC				85.47	511100	500018392	RESIDENT LABOR 01/02 - 01/07/12	Jan-2012
27,376	Other	PIC GROUP INC				85.47	512100	500018392	RESIDENT LABOR 01/02 - 01/07/12	Jan-2012
27,377	Other	PIC GROUP INC				77.07	512100	500018392	RESIDENT LABOR 01/02 - 01/07/12	Jan-2012
27,378	Other	PIC GROUP INC				66.66	512100	500018392	RESIDENT LABOR 01/02 - 01/07/12	Jan-2012
27,379	Other	PIC GROUP INC				56.98	512100	500018392	RESIDENT LABOR 01/02 - 01/07/12	Jan-2012
27,380	Other	PIC GROUP INC				50.00	512017	500018392	RESIDENT LABOR 01/02 - 01/07/12	Jan-2012
27,381	Other	PIC GROUP INC				33.33	512017	500018392	RESIDENT LABOR 01/02 - 01/07/12	Jan-2012
27,382	Other	PIC GROUP INC				33.33	512100	500018392	RESIDENT LABOR 01/02 - 01/07/12	Jan-2012
27,383	Other	PIC GROUP INC				33.33	512100	500018392	RESIDENT LABOR 01/02 - 01/07/12	Jan-2012
27,384	Other	PIC GROUP INC				33.33	512100	500018392	RESIDENT LABOR 01/02 - 01/07/12	Jan-2012
27,385	Other	PIC GROUP INC				16.67	512100	500018392	RESIDENT LABOR 01/02 - 01/07/12	Jan-2012
27,386	Other	PIC GROUP INC				1,066.56	511100	500018393	GHENT INSIDE MAINTENANCE FOR THE PERIOD 1/1 THRU 1/7/2012	Jan-2012

KENTUCKY UTILITIES COMPANY
Case No. 2012- 00221
Analysis of Professional Services Expenses For the Test Year

(A)	(B)	(C)	(D)	(E)	(F)	(G)	(H)	(I)		
Line No.	Type	Vendor	Rate Case	Audit	Other	Total	Account	Invoice	Description	Period
27,387	Other	PIC GROUP INC				533.28	511100	500018393	GHENT INSIDE MAINTENANCE FOR THE PERIOD 1/1 THRU 1/7/2012	Jan-2012
27,388	Other	PIC GROUP INC				533.28	512100	500018393	GHENT INSIDE MAINTENANCE FOR THE PERIOD 1/1 THRU 1/7/2012	Jan-2012
27,389	Other	PIC GROUP INC				322.40	512100	500018393	GHENT INSIDE MAINTENANCE FOR THE PERIOD 1/1 THRU 1/7/2012	Jan-2012
27,390	Other	PIC GROUP INC				266.64	512017	500018393	GHENT INSIDE MAINTENANCE FOR THE PERIOD 1/1 THRU 1/7/2012	Jan-2012
27,391	Other	PIC GROUP INC				233.31	512100	500018393	GHENT INSIDE MAINTENANCE FOR THE PERIOD 1/1 THRU 1/7/2012	Jan-2012
27,392	Other	PIC GROUP INC				199.98	512017	500018393	GHENT INSIDE MAINTENANCE FOR THE PERIOD 1/1 THRU 1/7/2012	Jan-2012
27,393	Other	PIC GROUP INC				199.98	512100	500018393	GHENT INSIDE MAINTENANCE FOR THE PERIOD 1/1 THRU 1/7/2012	Jan-2012
27,394	Other	PIC GROUP INC				133.32	512017	500018393	GHENT INSIDE MAINTENANCE FOR THE PERIOD 1/1 THRU 1/7/2012	Jan-2012
27,395	Other	PIC GROUP INC				133.32	512100	500018393	GHENT INSIDE MAINTENANCE FOR THE PERIOD 1/1 THRU 1/7/2012	Jan-2012
27,396	Other	PIC GROUP INC				133.32	512100	500018393	GHENT INSIDE MAINTENANCE FOR THE PERIOD 1/1 THRU 1/7/2012	Jan-2012
27,397	Other	PIC GROUP INC				94.54	512100	500018393	GHENT INSIDE MAINTENANCE FOR THE PERIOD 1/1 THRU 1/7/2012	Jan-2012
27,398	Other	PIC GROUP INC				94.54	512100	500018393	GHENT INSIDE MAINTENANCE FOR THE PERIOD 1/1 THRU 1/7/2012	Jan-2012
27,399	Other	PIC GROUP INC				33.33	511100	500018393	GHENT INSIDE MAINTENANCE FOR THE PERIOD 1/1 THRU 1/7/2012	Jan-2012
27,400	Other	PIC GROUP INC				33.33	512017	500018393	GHENT INSIDE MAINTENANCE FOR THE PERIOD 1/1 THRU 1/7/2012	Jan-2012
27,401	Other	PIC GROUP INC				33.33	512100	500018393	GHENT INSIDE MAINTENANCE FOR THE PERIOD 1/1 THRU 1/7/2012	Jan-2012
27,402	Other	PIC GROUP INC				33.33	512100	500018393	GHENT INSIDE MAINTENANCE FOR THE PERIOD 1/1 THRU 1/7/2012	Jan-2012
27,403	Other	PIC GROUP INC				33.33	512100	500018393	GHENT INSIDE MAINTENANCE FOR THE PERIOD 1/1 THRU 1/7/2012	Jan-2012
27,404	Other	PIC GROUP INC				33.33	512100	500018393	GHENT INSIDE MAINTENANCE FOR THE PERIOD 1/1 THRU 1/7/2012	Jan-2012
27,405	Other	PIC GROUP INC				33.33	512100	500018393	GHENT INSIDE MAINTENANCE FOR THE PERIOD 1/1 THRU 1/7/2012	Jan-2012
27,406	Other	PIC GROUP INC				33.33	512100	500018393	GHENT INSIDE MAINTENANCE FOR THE PERIOD 1/1 THRU 1/7/2012	Jan-2012
27,407	Other	PIC GROUP INC				33.33	512100	500018393	GHENT INSIDE MAINTENANCE FOR THE PERIOD 1/1 THRU 1/7/2012	Jan-2012
27,408	Other	PIC GROUP INC				33.30	513100	500018393	GHENT INSIDE MAINTENANCE FOR THE PERIOD 1/1 THRU 1/7/2012	Jan-2012
27,409	Other	PIC GROUP INC				16.67	512017	500018393	GHENT INSIDE MAINTENANCE FOR THE PERIOD 1/1 THRU 1/7/2012	Jan-2012
27,410	Other	PIC GROUP INC				16.67	512017	500018393	GHENT INSIDE MAINTENANCE FOR THE PERIOD 1/1 THRU 1/7/2012	Jan-2012
27,411	Other	PIC GROUP INC				16.67	513100	500018393	GHENT INSIDE MAINTENANCE FOR THE PERIOD 1/1 THRU 1/7/2012	Jan-2012
27,412	Other	PIC GROUP INC				16.67	513100	500018393	GHENT INSIDE MAINTENANCE FOR THE PERIOD 1/1 THRU 1/7/2012	Jan-2012
27,413	Other	PIC GROUP INC				16.67	513100	500018393	GHENT INSIDE MAINTENANCE FOR THE PERIOD 1/1 THRU 1/7/2012	Jan-2012
27,414	Other	PIC GROUP INC				16.67	513100	500018393	GHENT INSIDE MAINTENANCE FOR THE PERIOD 1/1 THRU 1/7/2012	Jan-2012
27,415	Other	PIC GROUP INC				907.54	511100	500018394	GHENT OUTSIDE MAINTENANCE FOR PERIOD OF 1/1/12 - 1/7/12	Jan-2012
27,416	Other	PIC GROUP INC				840.88	512100	500018394	GHENT OUTSIDE MAINTENANCE FOR PERIOD OF 1/1/12 - 1/7/12	Jan-2012
27,417	Other	PIC GROUP INC				733.26	512100	500018394	GHENT OUTSIDE MAINTENANCE FOR PERIOD OF 1/1/12 - 1/7/12	Jan-2012
27,418	Other	PIC GROUP INC				533.28	512100	500018394	GHENT OUTSIDE MAINTENANCE FOR PERIOD OF 1/1/12 - 1/7/12	Jan-2012
27,419	Other	PIC GROUP INC				378.14	512005	500018394	GHENT OUTSIDE MAINTENANCE FOR PERIOD OF 1/1/12 - 1/7/12	Jan-2012
27,420	Other	PIC GROUP INC				307.60	511100	500018394	GHENT OUTSIDE MAINTENANCE FOR PERIOD OF 1/1/12 - 1/7/12	Jan-2012
27,421	Other	PIC GROUP INC				266.64	512100	500018394	GHENT OUTSIDE MAINTENANCE FOR PERIOD OF 1/1/12 - 1/7/12	Jan-2012
27,422	Other	PIC GROUP INC				153.80	512100	500018394	GHENT OUTSIDE MAINTENANCE FOR PERIOD OF 1/1/12 - 1/7/12	Jan-2012
27,423	Other	PIC GROUP INC				133.32	512100	500018394	GHENT OUTSIDE MAINTENANCE FOR PERIOD OF 1/1/12 - 1/7/12	Jan-2012
27,424	Other	PIC GROUP INC				133.32	512100	500018394	GHENT OUTSIDE MAINTENANCE FOR PERIOD OF 1/1/12 - 1/7/12	Jan-2012
27,425	Other	PIC GROUP INC				99.99	512100	500018394	GHENT OUTSIDE MAINTENANCE FOR PERIOD OF 1/1/12 - 1/7/12	Jan-2012
27,426	Other	PIC GROUP INC				99.99	514100	500018394	GHENT OUTSIDE MAINTENANCE FOR PERIOD OF 1/1/12 - 1/7/12	Jan-2012
27,427	Other	PIC GROUP INC				99.99	514100	500018394	GHENT OUTSIDE MAINTENANCE FOR PERIOD OF 1/1/12 - 1/7/12	Jan-2012
27,428	Other	PIC GROUP INC				66.66	512100	500018394	GHENT OUTSIDE MAINTENANCE FOR PERIOD OF 1/1/12 - 1/7/12	Jan-2012
27,429	Other	PIC GROUP INC				66.66	514100	500018394	GHENT OUTSIDE MAINTENANCE FOR PERIOD OF 1/1/12 - 1/7/12	Jan-2012
27,430	Other	PIC GROUP INC				50.00	514100	500018394	GHENT OUTSIDE MAINTENANCE FOR PERIOD OF 1/1/12 - 1/7/12	Jan-2012
27,431	Other	PIC GROUP INC				50.00	514100	500018394	GHENT OUTSIDE MAINTENANCE FOR PERIOD OF 1/1/12 - 1/7/12	Jan-2012
27,432	Other	PIC GROUP INC				38.45	512100	500018394	GHENT OUTSIDE MAINTENANCE FOR PERIOD OF 1/1/12 - 1/7/12	Jan-2012
27,433	Other	PIC GROUP INC				38.45	512100	500018394	GHENT OUTSIDE MAINTENANCE FOR PERIOD OF 1/1/12 - 1/7/12	Jan-2012
27,434	Other	PIC GROUP INC				38.45	512100	500018394	GHENT OUTSIDE MAINTENANCE FOR PERIOD OF 1/1/12 - 1/7/12	Jan-2012
27,435	Other	PIC GROUP INC				19.23	512100	500018394	GHENT OUTSIDE MAINTENANCE FOR PERIOD OF 1/1/12 - 1/7/12	Jan-2012
27,436	Other	PIC GROUP INC				19.23	512100	500018394	GHENT OUTSIDE MAINTENANCE FOR PERIOD OF 1/1/12 - 1/7/12	Jan-2012
27,437	Other	PIC GROUP INC				2,511.11	513100	500018395	PAYMENT OF INVOICE#500018395--GHENT MILLWRIGHTS (BASE CREW) FOR THE PERIOD 1/1 THRU 1/7/2012	Jan-2012
27,438	Other	PIC GROUP INC				1,620.47	511100	500018395	PAYMENT OF INVOICE#500018395--GHENT MILLWRIGHTS (BASE CREW) FOR THE PERIOD 1/1 THRU 1/7/2012	Jan-2012
27,439	Other	PIC GROUP INC				1,614.55	512100	500018395	PAYMENT OF INVOICE#500018395--GHENT MILLWRIGHTS (BASE CREW) FOR THE PERIOD 1/1 THRU 1/7/2012	Jan-2012
27,440	Other	PIC GROUP INC				393.50	512100	500018395	PAYMENT OF INVOICE#500018395--GHENT MILLWRIGHTS (BASE CREW) FOR THE PERIOD 1/1 THRU 1/7/2012	Jan-2012
27,441	Other	PIC GROUP INC				216.65	513100	500018395	PAYMENT OF INVOICE#500018395--GHENT MILLWRIGHTS (BASE CREW) FOR THE PERIOD 1/1 THRU 1/7/2012	Jan-2012

KENTUCKY UTILITIES COMPANY
Case No. 2012- 00221
Analysis of Professional Services Expenses For the Test Year

(A)	(B)	(C)	(D)	(E)	(F)	(G)	(H)	(I)		
Line No.	Type	Vendor	Rate Case	Audit	Other	Total	Account	Invoice	Description	Period
27,442	Other	PIC GROUP INC				1,548.00	512100	500018399	PAYMENT OF INVOICE#500018399--GHENT MILLWRIGHTS (AUX CREW) FOR THE PERIOD 1/1 THRU 1/7/2012	Jan-2012
27,443	Other	PIC GROUP INC				696.60	513100	500018399	PAYMENT OF INVOICE#500018399--GHENT MILLWRIGHTS (AUX CREW) FOR THE PERIOD 1/1 THRU 1/7/2012	Jan-2012
27,444	Other	PIC GROUP INC				193.50	512100	500018399	PAYMENT OF INVOICE#500018399--GHENT MILLWRIGHTS (AUX CREW) FOR THE PERIOD 1/1 THRU 1/7/2012	Jan-2012
27,445	Other	PIC GROUP INC				1,428.18	511100	500018504	RESIDENTIAL LABOR 01/09 - 01/14/12	Jan-2012
27,446	Other	PIC GROUP INC				666.60	512005	500018504	RESIDENTIAL LABOR 01/09 - 01/14/12	Jan-2012
27,447	Other	PIC GROUP INC				433.29	512017	500018504	RESIDENTIAL LABOR 01/09 - 01/14/12	Jan-2012
27,448	Other	PIC GROUP INC				367.55	512055	500018504	RESIDENTIAL LABOR 01/09 - 01/14/12	Jan-2012
27,449	Other	PIC GROUP INC				274.68	512100	500018504	RESIDENTIAL LABOR 01/09 - 01/14/12	Jan-2012
27,450	Other	PIC GROUP INC				266.64	511100	500018504	RESIDENTIAL LABOR 01/09 - 01/14/12	Jan-2012
27,451	Other	PIC GROUP INC				266.64	512017	500018504	RESIDENTIAL LABOR 01/09 - 01/14/12	Jan-2012
27,452	Other	PIC GROUP INC				200.90	512100	500018504	RESIDENTIAL LABOR 01/09 - 01/14/12	Jan-2012
27,453	Other	PIC GROUP INC				200.90	512100	500018504	RESIDENTIAL LABOR 01/09 - 01/14/12	Jan-2012
27,454	Other	PIC GROUP INC				199.98	512100	500018504	RESIDENTIAL LABOR 01/09 - 01/14/12	Jan-2012
27,455	Other	PIC GROUP INC				173.62	512100	500018504	RESIDENTIAL LABOR 01/09 - 01/14/12	Jan-2012
27,456	Other	PIC GROUP INC				173.50	511100	500018504	RESIDENTIAL LABOR 01/09 - 01/14/12	Jan-2012
27,457	Other	PIC GROUP INC				170.94	512100	500018504	RESIDENTIAL LABOR 01/09 - 01/14/12	Jan-2012
27,458	Other	PIC GROUP INC				160.72	512100	500018504	RESIDENTIAL LABOR 01/09 - 01/14/12	Jan-2012
27,459	Other	PIC GROUP INC				160.72	512100	500018504	RESIDENTIAL LABOR 01/09 - 01/14/12	Jan-2012
27,460	Other	PIC GROUP INC				149.99	513100	500018504	RESIDENTIAL LABOR 01/09 - 01/14/12	Jan-2012
27,461	Other	PIC GROUP INC				133.32	512017	500018504	RESIDENTIAL LABOR 01/09 - 01/14/12	Jan-2012
27,462	Other	PIC GROUP INC				133.32	512017	500018504	RESIDENTIAL LABOR 01/09 - 01/14/12	Jan-2012
27,463	Other	PIC GROUP INC				133.32	512055	500018504	RESIDENTIAL LABOR 01/09 - 01/14/12	Jan-2012
27,464	Other	PIC GROUP INC				133.32	512055	500018504	RESIDENTIAL LABOR 01/09 - 01/14/12	Jan-2012
27,465	Other	PIC GROUP INC				133.32	512100	500018504	RESIDENTIAL LABOR 01/09 - 01/14/12	Jan-2012
27,466	Other	PIC GROUP INC				133.32	512100	500018504	RESIDENTIAL LABOR 01/09 - 01/14/12	Jan-2012
27,467	Other	PIC GROUP INC				133.32	513100	500018504	RESIDENTIAL LABOR 01/09 - 01/14/12	Jan-2012
27,468	Other	PIC GROUP INC				133.32	514100	500018504	RESIDENTIAL LABOR 01/09 - 01/14/12	Jan-2012
27,469	Other	PIC GROUP INC				113.69	511100	500018504	RESIDENTIAL LABOR 01/09 - 01/14/12	Jan-2012
27,470	Other	PIC GROUP INC				99.99	512055	500018504	RESIDENTIAL LABOR 01/09 - 01/14/12	Jan-2012
27,471	Other	PIC GROUP INC				73.51	512100	500018504	RESIDENTIAL LABOR 01/09 - 01/14/12	Jan-2012
27,472	Other	PIC GROUP INC				66.66	511100	500018504	RESIDENTIAL LABOR 01/09 - 01/14/12	Jan-2012
27,473	Other	PIC GROUP INC				66.66	511100	500018504	RESIDENTIAL LABOR 01/09 - 01/14/12	Jan-2012
27,474	Other	PIC GROUP INC				66.66	512017	500018504	RESIDENTIAL LABOR 01/09 - 01/14/12	Jan-2012
27,475	Other	PIC GROUP INC				66.66	512100	500018504	RESIDENTIAL LABOR 01/09 - 01/14/12	Jan-2012
27,476	Other	PIC GROUP INC				66.66	512100	500018504	RESIDENTIAL LABOR 01/09 - 01/14/12	Jan-2012
27,477	Other	PIC GROUP INC				66.66	512100	500018504	RESIDENTIAL LABOR 01/09 - 01/14/12	Jan-2012
27,478	Other	PIC GROUP INC				66.66	513100	500018504	RESIDENTIAL LABOR 01/09 - 01/14/12	Jan-2012
27,479	Other	PIC GROUP INC				66.66	513100	500018504	RESIDENTIAL LABOR 01/09 - 01/14/12	Jan-2012
27,480	Other	PIC GROUP INC				33.33	512100	500018504	RESIDENTIAL LABOR 01/09 - 01/14/12	Jan-2012
27,481	Other	PIC GROUP INC				33.33	512100	500018504	RESIDENTIAL LABOR 01/09 - 01/14/12	Jan-2012
27,482	Other	PIC GROUP INC				799.92	512017	500018505	GHENT INSIDE MAINTENANCE FOR PERIOD 1/8 - 1/14/12	Jan-2012
27,483	Other	PIC GROUP INC				788.98	513100	500018505	GHENT INSIDE MAINTENANCE FOR PERIOD 1/8 - 1/14/12	Jan-2012
27,484	Other	PIC GROUP INC				733.26	511100	500018505	GHENT INSIDE MAINTENANCE FOR PERIOD 1/8 - 1/14/12	Jan-2012
27,485	Other	PIC GROUP INC				466.62	512017	500018505	GHENT INSIDE MAINTENANCE FOR PERIOD 1/8 - 1/14/12	Jan-2012
27,486	Other	PIC GROUP INC				333.30	512017	500018505	GHENT INSIDE MAINTENANCE FOR PERIOD 1/8 - 1/14/12	Jan-2012
27,487	Other	PIC GROUP INC				266.64	512017	500018505	GHENT INSIDE MAINTENANCE FOR PERIOD 1/8 - 1/14/12	Jan-2012
27,488	Other	PIC GROUP INC				189.08	512017	500018505	GHENT INSIDE MAINTENANCE FOR PERIOD 1/8 - 1/14/12	Jan-2012
27,489	Other	PIC GROUP INC				189.08	512100	500018505	GHENT INSIDE MAINTENANCE FOR PERIOD 1/8 - 1/14/12	Jan-2012
27,490	Other	PIC GROUP INC				166.65	512017	500018505	GHENT INSIDE MAINTENANCE FOR PERIOD 1/8 - 1/14/12	Jan-2012
27,491	Other	PIC GROUP INC				160.72	512100	500018505	GHENT INSIDE MAINTENANCE FOR PERIOD 1/8 - 1/14/12	Jan-2012
27,492	Other	PIC GROUP INC				120.54	512100	500018505	GHENT INSIDE MAINTENANCE FOR PERIOD 1/8 - 1/14/12	Jan-2012
27,493	Other	PIC GROUP INC				120.54	512100	500018505	GHENT INSIDE MAINTENANCE FOR PERIOD 1/8 - 1/14/12	Jan-2012
27,494	Other	PIC GROUP INC				99.99	511100	500018505	GHENT INSIDE MAINTENANCE FOR PERIOD 1/8 - 1/14/12	Jan-2012
27,495	Other	PIC GROUP INC				99.99	511100	500018505	GHENT INSIDE MAINTENANCE FOR PERIOD 1/8 - 1/14/12	Jan-2012
27,496	Other	PIC GROUP INC				99.99	512100	500018505	GHENT INSIDE MAINTENANCE FOR PERIOD 1/8 - 1/14/12	Jan-2012
27,497	Other	PIC GROUP INC				99.99	513100	500018505	GHENT INSIDE MAINTENANCE FOR PERIOD 1/8 - 1/14/12	Jan-2012
27,498	Other	PIC GROUP INC				83.33	512017	500018505	GHENT INSIDE MAINTENANCE FOR PERIOD 1/8 - 1/14/12	Jan-2012

KENTUCKY UTILITIES COMPANY
Case No. 2012- 00221
Analysis of Professional Services Expenses For the Test Year

(A)	(B)	(C)	(D)	(E)	(F)	(G)	(H)	(I)		
Line No.	Type	Vendor	Rate Case	Audit	Other	Total	Account	Invoice	Description	Period
27,559	Other	PIC GROUP INC				133.32	513100	500018506	GHENT OUTSIDE MAINTENANCE FOR PERIOD 1/8 - 1/14/2012	Jan-2012
27,560	Other	PIC GROUP INC				133.32	514100	500018506	GHENT OUTSIDE MAINTENANCE FOR PERIOD 1/8 - 1/14/2012	Jan-2012
27,561	Other	PIC GROUP INC				115.35	512100	500018506	GHENT OUTSIDE MAINTENANCE FOR PERIOD 1/8 - 1/14/2012	Jan-2012
27,562	Other	PIC GROUP INC				115.35	512100	500018506	GHENT OUTSIDE MAINTENANCE FOR PERIOD 1/8 - 1/14/2012	Jan-2012
27,563	Other	PIC GROUP INC				76.90	512100	500018506	GHENT OUTSIDE MAINTENANCE FOR PERIOD 1/8 - 1/14/2012	Jan-2012
27,564	Other	PIC GROUP INC				66.66	512005	500018506	GHENT OUTSIDE MAINTENANCE FOR PERIOD 1/8 - 1/14/2012	Jan-2012
27,565	Other	PIC GROUP INC				66.66	512100	500018506	GHENT OUTSIDE MAINTENANCE FOR PERIOD 1/8 - 1/14/2012	Jan-2012
27,566	Other	PIC GROUP INC				66.66	512100	500018506	GHENT OUTSIDE MAINTENANCE FOR PERIOD 1/8 - 1/14/2012	Jan-2012
27,567	Other	PIC GROUP INC				66.66	512100	500018506	GHENT OUTSIDE MAINTENANCE FOR PERIOD 1/8 - 1/14/2012	Jan-2012
27,568	Other	PIC GROUP INC				66.66	512100	500018506	GHENT OUTSIDE MAINTENANCE FOR PERIOD 1/8 - 1/14/2012	Jan-2012
27,569	Other	PIC GROUP INC				66.65	512005	500018506	GHENT OUTSIDE MAINTENANCE FOR PERIOD 1/8 - 1/14/2012	Jan-2012
27,570	Other	PIC GROUP INC				47.27	512100	500018506	GHENT OUTSIDE MAINTENANCE FOR PERIOD 1/8 - 1/14/2012	Jan-2012
27,571	Other	PIC GROUP INC				47.27	514100	500018506	GHENT OUTSIDE MAINTENANCE FOR PERIOD 1/8 - 1/14/2012	Jan-2012
27,572	Other	PIC GROUP INC				38.45	512100	500018506	GHENT OUTSIDE MAINTENANCE FOR PERIOD 1/8 - 1/14/2012	Jan-2012
27,573	Other	PIC GROUP INC				33.33	511100	500018506	GHENT OUTSIDE MAINTENANCE FOR PERIOD 1/8 - 1/14/2012	Jan-2012
27,574	Other	PIC GROUP INC				33.33	512017	500018506	GHENT OUTSIDE MAINTENANCE FOR PERIOD 1/8 - 1/14/2012	Jan-2012
27,575	Other	PIC GROUP INC				33.33	512100	500018506	GHENT OUTSIDE MAINTENANCE FOR PERIOD 1/8 - 1/14/2012	Jan-2012
27,576	Other	PIC GROUP INC				33.33	512100	500018506	GHENT OUTSIDE MAINTENANCE FOR PERIOD 1/8 - 1/14/2012	Jan-2012
27,577	Other	PIC GROUP INC				33.33	512100	500018506	GHENT OUTSIDE MAINTENANCE FOR PERIOD 1/8 - 1/14/2012	Jan-2012
27,578	Other	PIC GROUP INC				33.33	512100	500018506	GHENT OUTSIDE MAINTENANCE FOR PERIOD 1/8 - 1/14/2012	Jan-2012
27,579	Other	PIC GROUP INC				33.33	512100	500018506	GHENT OUTSIDE MAINTENANCE FOR PERIOD 1/8 - 1/14/2012	Jan-2012
27,580	Other	PIC GROUP INC				33.33	512100	500018506	GHENT OUTSIDE MAINTENANCE FOR PERIOD 1/8 - 1/14/2012	Jan-2012
27,581	Other	PIC GROUP INC				33.33	512100	500018506	GHENT OUTSIDE MAINTENANCE FOR PERIOD 1/8 - 1/14/2012	Jan-2012
27,582	Other	PIC GROUP INC				33.33	512100	500018506	GHENT OUTSIDE MAINTENANCE FOR PERIOD 1/8 - 1/14/2012	Jan-2012
27,583	Other	PIC GROUP INC				16.67	512100	500018506	GHENT OUTSIDE MAINTENANCE FOR PERIOD 1/8 - 1/14/2012	Jan-2012
27,584	Other	PIC GROUP INC				16.67	512100	500018506	GHENT OUTSIDE MAINTENANCE FOR PERIOD 1/8 - 1/14/2012	Jan-2012
27,585	Other	PIC GROUP INC				3,940.30	513100	500018507	PAYMENT OF INVOICE#500018507--GHENT MILLWRIGHTS (BASE CREW) FOR THE PERIOD 1/8 THRU 1/14/2012	Jan-2012
27,586	Other	PIC GROUP INC				2,334.13	513100	500018507	PAYMENT OF INVOICE#500018507--GHENT MILLWRIGHTS (BASE CREW) FOR THE PERIOD 1/8 THRU 1/14/2012	Jan-2012
27,587	Other	PIC GROUP INC				1,405.58	512100	500018507	PAYMENT OF INVOICE#500018507--GHENT MILLWRIGHTS (BASE CREW) FOR THE PERIOD 1/8 THRU 1/14/2012	Jan-2012
27,588	Other	PIC GROUP INC				1,104.58	512100	500018507	PAYMENT OF INVOICE#500018507--GHENT MILLWRIGHTS (BASE CREW) FOR THE PERIOD 1/8 THRU 1/14/2012	Jan-2012
27,589	Other	PIC GROUP INC				1,041.08	513100	500018507	PAYMENT OF INVOICE#500018507--GHENT MILLWRIGHTS (BASE CREW) FOR THE PERIOD 1/8 THRU 1/14/2012	Jan-2012
27,590	Other	PIC GROUP INC				827.00	512100	500018507	PAYMENT OF INVOICE#500018507--GHENT MILLWRIGHTS (BASE CREW) FOR THE PERIOD 1/8 THRU 1/14/2012	Jan-2012
27,591	Other	PIC GROUP INC				356.12	512100	500018507	PAYMENT OF INVOICE#500018507--GHENT MILLWRIGHTS (BASE CREW) FOR THE PERIOD 1/8 THRU 1/14/2012	Jan-2012
27,592	Other	PIC GROUP INC				136.11	512100	500018507	PAYMENT OF INVOICE#500018507--GHENT MILLWRIGHTS (BASE CREW) FOR THE PERIOD 1/8 THRU 1/14/2012	Jan-2012
27,593	Other	PIC GROUP INC				1,393.20	513100	500018511	PAYMENT OF INVOICE#500018511--GHENT MILLWRIGHTS (AUX CREW) FOR THE PERIOD 1/8 THRU 1/14/2012	Jan-2012
27,594	Other	PIC GROUP INC				774.00	513100	500018511	PAYMENT OF INVOICE#500018511--GHENT MILLWRIGHTS (AUX CREW) FOR THE PERIOD 1/8 THRU 1/14/2012	Jan-2012
27,595	Other	PIC GROUP INC				599.85	512100	500018511	PAYMENT OF INVOICE#500018511--GHENT MILLWRIGHTS (AUX CREW) FOR THE PERIOD 1/8 THRU 1/14/2012	Jan-2012
27,596	Other	PIC GROUP INC				405.60	512100	500018511	PAYMENT OF INVOICE#500018511--GHENT MILLWRIGHTS (AUX CREW) FOR THE PERIOD 1/8 THRU 1/14/2012	Jan-2012
27,597	Other	PIC GROUP INC				381.60	512100	500018511	PAYMENT OF INVOICE#500018511--GHENT MILLWRIGHTS (AUX CREW) FOR THE PERIOD 1/8 THRU 1/14/2012	Jan-2012
27,598	Other	PIC GROUP INC				116.10	512100	500018511	PAYMENT OF INVOICE#500018511--GHENT MILLWRIGHTS (AUX CREW) FOR THE PERIOD 1/8 THRU 1/14/2012	Jan-2012
27,599	Other	PIC GROUP INC				1,428.18	511100	500018668	RESIDENTIAL LABOR 01/16 - 01/21/12	Feb-2012
27,600	Other	PIC GROUP INC				799.92	512100	500018668	RESIDENTIAL LABOR 01/16 - 01/21/12	Feb-2012
27,601	Other	PIC GROUP INC				665.00	512017	500018668	RESIDENTIAL LABOR 01/16 - 01/21/12	Feb-2012
27,602	Other	PIC GROUP INC				628.26	512017	500018668	RESIDENTIAL LABOR 01/16 - 01/21/12	Feb-2012
27,603	Other	PIC GROUP INC				399.96	512100	500018668	RESIDENTIAL LABOR 01/16 - 01/21/12	Feb-2012
27,604	Other	PIC GROUP INC				397.24	512055	500018668	RESIDENTIAL LABOR 01/16 - 01/21/12	Feb-2012

KENTUCKY UTILITIES COMPANY
Case No. 2012- 00221
Analysis of Professional Services Expenses For the Test Year

(A)	(B)	(C)	(D)	(E)	(F)	(G)	(H)	(I)		
Line No.	Type	Vendor	Rate Case	Audit	Other	Total	Account	Invoice	Description	Period
27,605	Other	PIC GROUP INC				233.31	512055	500018668	RESIDENTIAL LABOR 01/16 - 01/21/12	Feb-2012
27,606	Other	PIC GROUP INC				220.53	512055	500018668	RESIDENTIAL LABOR 01/16 - 01/21/12	Feb-2012
27,607	Other	PIC GROUP INC				187.20	511100	500018668	RESIDENTIAL LABOR 01/16 - 01/21/12	Feb-2012
27,608	Other	PIC GROUP INC				173.50	511100	500018668	RESIDENTIAL LABOR 01/16 - 01/21/12	Feb-2012
27,609	Other	PIC GROUP INC				147.02	511100	500018668	RESIDENTIAL LABOR 01/16 - 01/21/12	Feb-2012
27,610	Other	PIC GROUP INC				133.32	512055	500018668	RESIDENTIAL LABOR 01/16 - 01/21/12	Feb-2012
27,611	Other	PIC GROUP INC				99.99	511100	500018668	RESIDENTIAL LABOR 01/16 - 01/21/12	Feb-2012
27,612	Other	PIC GROUP INC				99.99	512005	500018668	RESIDENTIAL LABOR 01/16 - 01/21/12	Feb-2012
27,613	Other	PIC GROUP INC				99.99	512005	500018668	RESIDENTIAL LABOR 01/16 - 01/21/12	Feb-2012
27,614	Other	PIC GROUP INC				66.66	512017	500018668	RESIDENTIAL LABOR 01/16 - 01/21/12	Feb-2012
27,615	Other	PIC GROUP INC				66.66	512017	500018668	RESIDENTIAL LABOR 01/16 - 01/21/12	Feb-2012
27,616	Other	PIC GROUP INC				66.66	512055	500018668	RESIDENTIAL LABOR 01/16 - 01/21/12	Feb-2012
27,617	Other	PIC GROUP INC				66.66	512100	500018668	RESIDENTIAL LABOR 01/16 - 01/21/12	Feb-2012
27,618	Other	PIC GROUP INC				66.66	512100	500018668	RESIDENTIAL LABOR 01/16 - 01/21/12	Feb-2012
27,619	Other	PIC GROUP INC				66.66	513100	500018668	RESIDENTIAL LABOR 01/16 - 01/21/12	Feb-2012
27,620	Other	PIC GROUP INC				33.33	511100	500018668	RESIDENTIAL LABOR 01/16 - 01/21/12	Feb-2012
27,621	Other	PIC GROUP INC				1,035.64	512100	500018669	GHEHT OUTSIDE MAINTENANCE FOR PERIOD 1/15 - 1/21/12	Feb-2012
27,622	Other	PIC GROUP INC				799.92	512100	500018669	GHEHT OUTSIDE MAINTENANCE FOR PERIOD 1/15 - 1/21/12	Feb-2012
27,623	Other	PIC GROUP INC				399.96	512100	500018669	GHEHT OUTSIDE MAINTENANCE FOR PERIOD 1/15 - 1/21/12	Feb-2012
27,624	Other	PIC GROUP INC				378.16	511100	500018669	GHEHT OUTSIDE MAINTENANCE FOR PERIOD 1/15 - 1/21/12	Feb-2012
27,625	Other	PIC GROUP INC				333.30	511100	500018669	GHEHT OUTSIDE MAINTENANCE FOR PERIOD 1/15 - 1/21/12	Feb-2012
27,626	Other	PIC GROUP INC				307.60	512100	500018669	GHEHT OUTSIDE MAINTENANCE FOR PERIOD 1/15 - 1/21/12	Feb-2012
27,627	Other	PIC GROUP INC				266.64	511100	500018669	GHEHT OUTSIDE MAINTENANCE FOR PERIOD 1/15 - 1/21/12	Feb-2012
27,628	Other	PIC GROUP INC				266.64	512100	500018669	GHEHT OUTSIDE MAINTENANCE FOR PERIOD 1/15 - 1/21/12	Feb-2012
27,629	Other	PIC GROUP INC				266.64	512100	500018669	GHEHT OUTSIDE MAINTENANCE FOR PERIOD 1/15 - 1/21/12	Feb-2012
27,630	Other	PIC GROUP INC				266.64	512100	500018669	GHEHT OUTSIDE MAINTENANCE FOR PERIOD 1/15 - 1/21/12	Feb-2012
27,631	Other	PIC GROUP INC				266.64	512100	500018669	GHEHT OUTSIDE MAINTENANCE FOR PERIOD 1/15 - 1/21/12	Feb-2012
27,632	Other	PIC GROUP INC				266.64	512100	500018669	GHEHT OUTSIDE MAINTENANCE FOR PERIOD 1/15 - 1/21/12	Feb-2012
27,633	Other	PIC GROUP INC				233.31	512100	500018669	GHEHT OUTSIDE MAINTENANCE FOR PERIOD 1/15 - 1/21/12	Feb-2012
27,634	Other	PIC GROUP INC				199.98	512005	500018669	GHEHT OUTSIDE MAINTENANCE FOR PERIOD 1/15 - 1/21/12	Feb-2012
27,635	Other	PIC GROUP INC				199.98	512005	500018669	GHEHT OUTSIDE MAINTENANCE FOR PERIOD 1/15 - 1/21/12	Feb-2012
27,636	Other	PIC GROUP INC				199.98	512100	500018669	GHEHT OUTSIDE MAINTENANCE FOR PERIOD 1/15 - 1/21/12	Feb-2012
27,637	Other	PIC GROUP INC				153.80	512100	500018669	GHEHT OUTSIDE MAINTENANCE FOR PERIOD 1/15 - 1/21/12	Feb-2012
27,638	Other	PIC GROUP INC				133.32	511100	500018669	GHEHT OUTSIDE MAINTENANCE FOR PERIOD 1/15 - 1/21/12	Feb-2012
27,639	Other	PIC GROUP INC				133.32	511100	500018669	GHEHT OUTSIDE MAINTENANCE FOR PERIOD 1/15 - 1/21/12	Feb-2012
27,640	Other	PIC GROUP INC				76.90	512100	500018669	GHEHT OUTSIDE MAINTENANCE FOR PERIOD 1/15 - 1/21/12	Feb-2012
27,641	Other	PIC GROUP INC				76.90	512100	500018669	GHEHT OUTSIDE MAINTENANCE FOR PERIOD 1/15 - 1/21/12	Feb-2012
27,642	Other	PIC GROUP INC				66.66	512005	500018669	GHEHT OUTSIDE MAINTENANCE FOR PERIOD 1/15 - 1/21/12	Feb-2012
27,643	Other	PIC GROUP INC				66.66	512100	500018669	GHEHT OUTSIDE MAINTENANCE FOR PERIOD 1/15 - 1/21/12	Feb-2012
27,644	Other	PIC GROUP INC				66.66	512100	500018669	GHEHT OUTSIDE MAINTENANCE FOR PERIOD 1/15 - 1/21/12	Feb-2012
27,645	Other	PIC GROUP INC				47.27	512100	500018669	GHEHT OUTSIDE MAINTENANCE FOR PERIOD 1/15 - 1/21/12	Feb-2012
27,646	Other	PIC GROUP INC				33.33	512017	500018669	GHEHT OUTSIDE MAINTENANCE FOR PERIOD 1/15 - 1/21/12	Feb-2012
27,647	Other	PIC GROUP INC				33.33	512100	500018669	GHEHT OUTSIDE MAINTENANCE FOR PERIOD 1/15 - 1/21/12	Feb-2012
27,648	Other	PIC GROUP INC				33.33	512100	500018669	GHEHT OUTSIDE MAINTENANCE FOR PERIOD 1/15 - 1/21/12	Feb-2012
27,649	Other	PIC GROUP INC				33.33	512100	500018669	GHEHT OUTSIDE MAINTENANCE FOR PERIOD 1/15 - 1/21/12	Feb-2012
27,650	Other	PIC GROUP INC				33.33	512100	500018669	GHEHT OUTSIDE MAINTENANCE FOR PERIOD 1/15 - 1/21/12	Feb-2012
27,651	Other	PIC GROUP INC				33.33	512100	500018669	GHEHT OUTSIDE MAINTENANCE FOR PERIOD 1/15 - 1/21/12	Feb-2012
27,652	Other	PIC GROUP INC				33.33	512100	500018669	GHEHT OUTSIDE MAINTENANCE FOR PERIOD 1/15 - 1/21/12	Feb-2012
27,653	Other	PIC GROUP INC				33.33	512100	500018669	GHEHT OUTSIDE MAINTENANCE FOR PERIOD 1/15 - 1/21/12	Feb-2012
27,654	Other	PIC GROUP INC				33.33	512100	500018669	GHEHT OUTSIDE MAINTENANCE FOR PERIOD 1/15 - 1/21/12	Feb-2012
27,655	Other	PIC GROUP INC				33.33	514100	500018669	GHEHT OUTSIDE MAINTENANCE FOR PERIOD 1/15 - 1/21/12	Feb-2012
27,656	Other	PIC GROUP INC				33.33	514100	500018669	GHEHT OUTSIDE MAINTENANCE FOR PERIOD 1/15 - 1/21/12	Feb-2012
27,657	Other	PIC GROUP INC				23.64	511100	500018669	GHEHT OUTSIDE MAINTENANCE FOR PERIOD 1/15 - 1/21/12	Feb-2012
27,658	Other	PIC GROUP INC				4,331.20	513100	500018670	PAYMENT OF INVOICE#500018670-GHEHT MILLWRIGHTS (BASE CREW) FOR THE PERIOD 1/15 THRU 1/21/2012	Feb-2012
27,659	Other	PIC GROUP INC				1,423.24	512100	500018670	PAYMENT OF INVOICE#500018670-GHEHT MILLWRIGHTS (BASE CREW) FOR THE PERIOD 1/15 THRU 1/21/2012	Feb-2012
27,660	Other	PIC GROUP INC				1,388.56	512100	500018670	PAYMENT OF INVOICE#500018670-GHEHT MILLWRIGHTS (BASE CREW) FOR THE PERIOD 1/15 THRU 1/21/2012	Feb-2012

KENTUCKY UTILITIES COMPANY
Case No. 2012- 00221
Analysis of Professional Services Expenses For the Test Year

(A)	(B)	(C)	(D)	(E)	(F)	(G)	(H)	(I)		
Line No.	Type	Vendor	Rate Case	Audit	Other	Total	Account	Invoice	Description	Period
27,661	Other	PIC GROUP INC				629.60	512100	500018670	PAYMENT OF INVOICE#500018670-GHENT MILLWRIGHTS (BASE CREW) FOR THE PERIOD 1/15 THRU 1/21/2012	Feb-2012
27,662	Other	PIC GROUP INC				400.88	512100	500018670	PAYMENT OF INVOICE#500018670-GHENT MILLWRIGHTS (BASE CREW) FOR THE PERIOD 1/15 THRU 1/21/2012	Feb-2012
27,663	Other	PIC GROUP INC				1,315.80	513100	500018674	PAYMENT OF INVOICE#500018674-GHENT MILWRIGHTS (AUX CREW) FOR THE PERIOD 1/15 THRU 1/21/2012	Feb-2012
27,664	Other	PIC GROUP INC				619.20	512100	500018674	PAYMENT OF INVOICE#500018674-GHENT MILWRIGHTS (AUX CREW) FOR THE PERIOD 1/15 THRU 1/21/2012	Feb-2012
27,665	Other	PIC GROUP INC				309.60	512100	500018674	PAYMENT OF INVOICE#500018674-GHENT MILWRIGHTS (AUX CREW) FOR THE PERIOD 1/15 THRU 1/21/2012	Feb-2012
27,666	Other	PIC GROUP INC				309.60	512100	500018674	PAYMENT OF INVOICE#500018674-GHENT MILWRIGHTS (AUX CREW) FOR THE PERIOD 1/15 THRU 1/21/2012	Feb-2012
27,667	Other	PIC GROUP INC				686.94	512100	500018688	Rev 1 : Due to Additional Man-hours Required for Corrosion Fatigue Tube Replacement and Additional Manpower Required to Complete Open Punchlist Items Due to Shortened Contractor Schedule	Feb-2012
27,668	Other	PIC GROUP INC				1,325.94	512100	500018689	GHENT INSIDE MAINTENANCE FOR PERIOD 1/15/12 - 1/21/12	Feb-2012
27,669	Other	PIC GROUP INC				1,299.87	512100	500018689	GHENT INSIDE MAINTENANCE FOR PERIOD 1/15/12 - 1/21/12	Feb-2012
27,670	Other	PIC GROUP INC				599.94	512100	500018689	GHENT INSIDE MAINTENANCE FOR PERIOD 1/15/12 - 1/21/12	Feb-2012
27,671	Other	PIC GROUP INC				361.24	512017	500018689	GHENT INSIDE MAINTENANCE FOR PERIOD 1/15/12 - 1/21/12	Feb-2012
27,672	Other	PIC GROUP INC				322.40	512017	500018689	GHENT INSIDE MAINTENANCE FOR PERIOD 1/15/12 - 1/21/12	Feb-2012
27,673	Other	PIC GROUP INC				322.40	512100	500018689	GHENT INSIDE MAINTENANCE FOR PERIOD 1/15/12 - 1/21/12	Feb-2012
27,674	Other	PIC GROUP INC				281.26	513100	500018689	GHENT INSIDE MAINTENANCE FOR PERIOD 1/15/12 - 1/21/12	Feb-2012
27,675	Other	PIC GROUP INC				266.64	511100	500018689	GHENT INSIDE MAINTENANCE FOR PERIOD 1/15/12 - 1/21/12	Feb-2012
27,676	Other	PIC GROUP INC				266.64	512017	500018689	GHENT INSIDE MAINTENANCE FOR PERIOD 1/15/12 - 1/21/12	Feb-2012
27,677	Other	PIC GROUP INC				133.32	512100	500018689	GHENT INSIDE MAINTENANCE FOR PERIOD 1/15/12 - 1/21/12	Feb-2012
27,678	Other	PIC GROUP INC				133.32	512100	500018689	GHENT INSIDE MAINTENANCE FOR PERIOD 1/15/12 - 1/21/12	Feb-2012
27,679	Other	PIC GROUP INC				66.66	512017	500018689	GHENT INSIDE MAINTENANCE FOR PERIOD 1/15/12 - 1/21/12	Feb-2012
27,680	Other	PIC GROUP INC				66.66	512100	500018689	GHENT INSIDE MAINTENANCE FOR PERIOD 1/15/12 - 1/21/12	Feb-2012
27,681	Other	PIC GROUP INC				66.66	512100	500018689	GHENT INSIDE MAINTENANCE FOR PERIOD 1/15/12 - 1/21/12	Feb-2012
27,682	Other	PIC GROUP INC				66.66	512100	500018689	GHENT INSIDE MAINTENANCE FOR PERIOD 1/15/12 - 1/21/12	Feb-2012
27,683	Other	PIC GROUP INC				66.66	512100	500018689	GHENT INSIDE MAINTENANCE FOR PERIOD 1/15/12 - 1/21/12	Feb-2012
27,684	Other	PIC GROUP INC				50.00	512100	500018689	GHENT INSIDE MAINTENANCE FOR PERIOD 1/15/12 - 1/21/12	Feb-2012
27,685	Other	PIC GROUP INC				33.33	511100	500018689	GHENT INSIDE MAINTENANCE FOR PERIOD 1/15/12 - 1/21/12	Feb-2012
27,686	Other	PIC GROUP INC				33.33	512100	500018689	GHENT INSIDE MAINTENANCE FOR PERIOD 1/15/12 - 1/21/12	Feb-2012
27,687	Other	PIC GROUP INC				33.33	512100	500018689	GHENT INSIDE MAINTENANCE FOR PERIOD 1/15/12 - 1/21/12	Feb-2012
27,688	Other	PIC GROUP INC				33.33	512100	500018689	GHENT INSIDE MAINTENANCE FOR PERIOD 1/15/12 - 1/21/12	Feb-2012
27,689	Other	PIC GROUP INC				33.33	512100	500018689	GHENT INSIDE MAINTENANCE FOR PERIOD 1/15/12 - 1/21/12	Feb-2012
27,690	Other	PIC GROUP INC				33.33	512100	500018689	GHENT INSIDE MAINTENANCE FOR PERIOD 1/15/12 - 1/21/12	Feb-2012
27,691	Other	PIC GROUP INC				33.33	512100	500018689	GHENT INSIDE MAINTENANCE FOR PERIOD 1/15/12 - 1/21/12	Feb-2012
27,692	Other	PIC GROUP INC				33.33	512100	500018689	GHENT INSIDE MAINTENANCE FOR PERIOD 1/15/12 - 1/21/12	Feb-2012
27,693	Other	PIC GROUP INC				33.33	512100	500018689	GHENT INSIDE MAINTENANCE FOR PERIOD 1/15/12 - 1/21/12	Feb-2012
27,694	Other	PIC GROUP INC				33.33	512100	500018689	GHENT INSIDE MAINTENANCE FOR PERIOD 1/15/12 - 1/21/12	Feb-2012
27,695	Other	PIC GROUP INC				33.33	512100	500018689	GHENT INSIDE MAINTENANCE FOR PERIOD 1/15/12 - 1/21/12	Feb-2012
27,696	Other	PIC GROUP INC				33.33	512100	500018689	GHENT INSIDE MAINTENANCE FOR PERIOD 1/15/12 - 1/21/12	Feb-2012
27,697	Other	PIC GROUP INC				33.33	512100	500018689	GHENT INSIDE MAINTENANCE FOR PERIOD 1/15/12 - 1/21/12	Feb-2012
27,698	Other	PIC GROUP INC				33.33	513100	500018689	GHENT INSIDE MAINTENANCE FOR PERIOD 1/15/12 - 1/21/12	Feb-2012
27,699	Other	PIC GROUP INC				33.33	513100	500018689	GHENT INSIDE MAINTENANCE FOR PERIOD 1/15/12 - 1/21/12	Feb-2012
27,700	Other	PIC GROUP INC				33.33	513100	500018689	GHENT INSIDE MAINTENANCE FOR PERIOD 1/15/12 - 1/21/12	Feb-2012
27,701	Other	PIC GROUP INC				33.33	513100	500018689	GHENT INSIDE MAINTENANCE FOR PERIOD 1/15/12 - 1/21/12	Feb-2012
27,702	Other	PIC GROUP INC				33.28	512100	500018689	GHENT INSIDE MAINTENANCE FOR PERIOD 1/15/12 - 1/21/12	Feb-2012
27,703	Other	PIC GROUP INC				16.67	511100	500018689	GHENT INSIDE MAINTENANCE FOR PERIOD 1/15/12 - 1/21/12	Feb-2012
27,704	Other	PIC GROUP INC				16.67	512017	500018689	GHENT INSIDE MAINTENANCE FOR PERIOD 1/15/12 - 1/21/12	Feb-2012
27,705	Other	PIC GROUP INC				16.67	512017	500018689	GHENT INSIDE MAINTENANCE FOR PERIOD 1/15/12 - 1/21/12	Feb-2012
27,706	Other	PIC GROUP INC				16.67	513100	500018689	GHENT INSIDE MAINTENANCE FOR PERIOD 1/15/12 - 1/21/12	Feb-2012
27,707	Other	PIC GROUP INC				16.67	513100	500018689	GHENT INSIDE MAINTENANCE FOR PERIOD 1/15/12 - 1/21/12	Feb-2012
27,708	Other	PIC GROUP INC				16.67	513100	500018689	GHENT INSIDE MAINTENANCE FOR PERIOD 1/15/12 - 1/21/12	Feb-2012
27,709	Other	PIC GROUP INC				16.67	513100	500018689	GHENT INSIDE MAINTENANCE FOR PERIOD 1/15/12 - 1/21/12	Feb-2012
27,710	Other	PIC GROUP INC				16.67	513100	500018689	GHENT INSIDE MAINTENANCE FOR PERIOD 1/15/12 - 1/21/12	Feb-2012
27,711	Other	PIC GROUP INC				16.67	513100	500018689	GHENT INSIDE MAINTENANCE FOR PERIOD 1/15/12 - 1/21/12	Feb-2012
27,712	Other	PIC GROUP INC				2,156.92	512100	500018789	RESIDENTIAL LABOR 01/23 - 01/28/12	Feb-2012

KENTUCKY UTILITIES COMPANY
Case No. 2012- 00221
Analysis of Professional Services Expenses For the Test Year

(A)	(B)	(C)	(D)	(E)	(F)	(G)	(H)	(I)		
Line No.	Type	Vendor	Rate Case	Audit	Other	Total	Account	Invoice	Description	Period
27,713	Other	PIC GROUP INC				799.92	512100	500018789	RESIDENTIAL LABOR 01/23 - 01/28/12	Feb-2012
27,714	Other	PIC GROUP INC				334.22	513100	500018789	RESIDENTIAL LABOR 01/23 - 01/28/12	Feb-2012
27,715	Other	PIC GROUP INC				266.64	512100	500018789	RESIDENTIAL LABOR 01/23 - 01/28/12	Feb-2012
27,716	Other	PIC GROUP INC				266.64	512100	500018789	RESIDENTIAL LABOR 01/23 - 01/28/12	Feb-2012
27,717	Other	PIC GROUP INC				266.64	512100	500018789	RESIDENTIAL LABOR 01/23 - 01/28/12	Feb-2012
27,718	Other	PIC GROUP INC				233.31	513100	500018789	RESIDENTIAL LABOR 01/23 - 01/28/12	Feb-2012
27,719	Other	PIC GROUP INC				160.72	512017	500018789	RESIDENTIAL LABOR 01/23 - 01/28/12	Feb-2012
27,720	Other	PIC GROUP INC				160.72	512100	500018789	RESIDENTIAL LABOR 01/23 - 01/28/12	Feb-2012
27,721	Other	PIC GROUP INC				133.32	511100	500018789	RESIDENTIAL LABOR 01/23 - 01/28/12	Feb-2012
27,722	Other	PIC GROUP INC				133.32	512055	500018789	RESIDENTIAL LABOR 01/23 - 01/28/12	Feb-2012
27,723	Other	PIC GROUP INC				133.32	512055	500018789	RESIDENTIAL LABOR 01/23 - 01/28/12	Feb-2012
27,724	Other	PIC GROUP INC				133.32	513100	500018789	RESIDENTIAL LABOR 01/23 - 01/28/12	Feb-2012
27,725	Other	PIC GROUP INC				120.54	512017	500018789	RESIDENTIAL LABOR 01/23 - 01/28/12	Feb-2012
27,726	Other	PIC GROUP INC				120.54	512100	500018789	RESIDENTIAL LABOR 01/23 - 01/28/12	Feb-2012
27,727	Other	PIC GROUP INC				99.99	512100	500018789	RESIDENTIAL LABOR 01/23 - 01/28/12	Feb-2012
27,728	Other	PIC GROUP INC				80.36	512017	500018789	RESIDENTIAL LABOR 01/23 - 01/28/12	Feb-2012
27,729	Other	PIC GROUP INC				80.36	512100	500018789	RESIDENTIAL LABOR 01/23 - 01/28/12	Feb-2012
27,730	Other	PIC GROUP INC				80.36	512100	500018789	RESIDENTIAL LABOR 01/23 - 01/28/12	Feb-2012
27,731	Other	PIC GROUP INC				80.36	513100	500018789	RESIDENTIAL LABOR 01/23 - 01/28/12	Feb-2012
27,732	Other	PIC GROUP INC				66.66	512017	500018789	RESIDENTIAL LABOR 01/23 - 01/28/12	Feb-2012
27,733	Other	PIC GROUP INC				66.66	512017	500018789	RESIDENTIAL LABOR 01/23 - 01/28/12	Feb-2012
27,734	Other	PIC GROUP INC				66.66	512055	500018789	RESIDENTIAL LABOR 01/23 - 01/28/12	Feb-2012
27,735	Other	PIC GROUP INC				66.66	512100	500018789	RESIDENTIAL LABOR 01/23 - 01/28/12	Feb-2012
27,736	Other	PIC GROUP INC				66.66	514100	500018789	RESIDENTIAL LABOR 01/23 - 01/28/12	Feb-2012
27,737	Other	PIC GROUP INC				40.18	512100	500018789	RESIDENTIAL LABOR 01/23 - 01/28/12	Feb-2012
27,738	Other	PIC GROUP INC				40.18	512100	500018789	RESIDENTIAL LABOR 01/23 - 01/28/12	Feb-2012
27,739	Other	PIC GROUP INC				40.18	513100	500018789	RESIDENTIAL LABOR 01/23 - 01/28/12	Feb-2012
27,740	Other	PIC GROUP INC				40.18	514100	500018789	RESIDENTIAL LABOR 01/23 - 01/28/12	Feb-2012
27,741	Other	PIC GROUP INC				40.18	554100	500018789	RESIDENTIAL LABOR 01/23 - 01/28/12	Feb-2012
27,742	Other	PIC GROUP INC				33.33	512017	500018789	RESIDENTIAL LABOR 01/23 - 01/28/12	Feb-2012
27,743	Other	PIC GROUP INC				33.33	513100	500018789	RESIDENTIAL LABOR 01/23 - 01/28/12	Feb-2012
27,744	Other	PIC GROUP INC				33.33	513100	500018789	RESIDENTIAL LABOR 01/23 - 01/28/12	Feb-2012
27,745	Other	PIC GROUP INC				1,555.61	512100	500018790	GHENT INSIDE MAINTENANCE FOR PERIOD 1/22 THRU 1/28/12	Feb-2012
27,746	Other	PIC GROUP INC				642.88	513100	500018790	GHENT INSIDE MAINTENANCE FOR PERIOD 1/22 THRU 1/28/12	Feb-2012
27,747	Other	PIC GROUP INC				588.08	511100	500018790	GHENT INSIDE MAINTENANCE FOR PERIOD 1/22 THRU 1/28/12	Feb-2012
27,748	Other	PIC GROUP INC				533.28	512017	500018790	GHENT INSIDE MAINTENANCE FOR PERIOD 1/22 THRU 1/28/12	Feb-2012
27,749	Other	PIC GROUP INC				533.28	512017	500018790	GHENT INSIDE MAINTENANCE FOR PERIOD 1/22 THRU 1/28/12	Feb-2012
27,750	Other	PIC GROUP INC				321.44	513100	500018790	GHENT INSIDE MAINTENANCE FOR PERIOD 1/22 THRU 1/28/12	Feb-2012
27,751	Other	PIC GROUP INC				321.44	513100	500018790	GHENT INSIDE MAINTENANCE FOR PERIOD 1/22 THRU 1/28/12	Feb-2012
27,752	Other	PIC GROUP INC				199.98	512100	500018790	GHENT INSIDE MAINTENANCE FOR PERIOD 1/22 THRU 1/28/12	Feb-2012
27,753	Other	PIC GROUP INC				133.32	512017	500018790	GHENT INSIDE MAINTENANCE FOR PERIOD 1/22 THRU 1/28/12	Feb-2012
27,754	Other	PIC GROUP INC				133.32	512100	500018790	GHENT INSIDE MAINTENANCE FOR PERIOD 1/22 THRU 1/28/12	Feb-2012
27,755	Other	PIC GROUP INC				133.32	512100	500018790	GHENT INSIDE MAINTENANCE FOR PERIOD 1/22 THRU 1/28/12	Feb-2012
27,756	Other	PIC GROUP INC				133.32	512100	500018790	GHENT INSIDE MAINTENANCE FOR PERIOD 1/22 THRU 1/28/12	Feb-2012
27,757	Other	PIC GROUP INC				133.32	513100	500018790	GHENT INSIDE MAINTENANCE FOR PERIOD 1/22 THRU 1/28/12	Feb-2012
27,758	Other	PIC GROUP INC				133.32	513100	500018790	GHENT INSIDE MAINTENANCE FOR PERIOD 1/22 THRU 1/28/12	Feb-2012
27,759	Other	PIC GROUP INC				133.32	513100	500018790	GHENT INSIDE MAINTENANCE FOR PERIOD 1/22 THRU 1/28/12	Feb-2012
27,760	Other	PIC GROUP INC				99.99	512100	500018790	GHENT INSIDE MAINTENANCE FOR PERIOD 1/22 THRU 1/28/12	Feb-2012
27,761	Other	PIC GROUP INC				99.99	512100	500018790	GHENT INSIDE MAINTENANCE FOR PERIOD 1/22 THRU 1/28/12	Feb-2012
27,762	Other	PIC GROUP INC				83.33	512100	500018790	GHENT INSIDE MAINTENANCE FOR PERIOD 1/22 THRU 1/28/12	Feb-2012
27,763	Other	PIC GROUP INC				83.33	512100	500018790	GHENT INSIDE MAINTENANCE FOR PERIOD 1/22 THRU 1/28/12	Feb-2012
27,764	Other	PIC GROUP INC				66.66	512100	500018790	GHENT INSIDE MAINTENANCE FOR PERIOD 1/22 THRU 1/28/12	Feb-2012
27,765	Other	PIC GROUP INC				66.66	512100	500018790	GHENT INSIDE MAINTENANCE FOR PERIOD 1/22 THRU 1/28/12	Feb-2012
27,766	Other	PIC GROUP INC				66.66	512100	500018790	GHENT INSIDE MAINTENANCE FOR PERIOD 1/22 THRU 1/28/12	Feb-2012
27,767	Other	PIC GROUP INC				66.66	512100	500018790	GHENT INSIDE MAINTENANCE FOR PERIOD 1/22 THRU 1/28/12	Feb-2012
27,768	Other	PIC GROUP INC				66.66	512100	500018790	GHENT INSIDE MAINTENANCE FOR PERIOD 1/22 THRU 1/28/12	Feb-2012
27,769	Other	PIC GROUP INC				66.66	512100	500018790	GHENT INSIDE MAINTENANCE FOR PERIOD 1/22 THRU 1/28/12	Feb-2012
27,770	Other	PIC GROUP INC				66.66	512100	500018790	GHENT INSIDE MAINTENANCE FOR PERIOD 1/22 THRU 1/28/12	Feb-2012
27,771	Other	PIC GROUP INC				66.66	512100	500018790	GHENT INSIDE MAINTENANCE FOR PERIOD 1/22 THRU 1/28/12	Feb-2012
27,772	Other	PIC GROUP INC				66.66	512100	500018790	GHENT INSIDE MAINTENANCE FOR PERIOD 1/22 THRU 1/28/12	Feb-2012

KENTUCKY UTILITIES COMPANY
Case No. 2012- 00221
Analysis of Professional Services Expenses For the Test Year

(A)	(B)	(C)	(D)	(E)	(F)	(G)	(H)	(I)		
Line No.	Type	Vendor	Rate Case	Audit	Other	Total	Account	Invoice	Description	Period
27,773	Other	PIC GROUP INC				33.33	511100	500018790	GHEHT INSIDE MAINTENANCE FOR PERIOD 1/22 THRU 1/28/12	Feb-2012
27,774	Other	PIC GROUP INC				33.33	513100	500018790	GHEHT INSIDE MAINTENANCE FOR PERIOD 1/22 THRU 1/28/12	Feb-2012
27,775	Other	PIC GROUP INC				33.33	513100	500018790	GHEHT INSIDE MAINTENANCE FOR PERIOD 1/22 THRU 1/28/12	Feb-2012
27,776	Other	PIC GROUP INC				33.33	513100	500018790	GHEHT INSIDE MAINTENANCE FOR PERIOD 1/22 THRU 1/28/12	Feb-2012
27,777	Other	PIC GROUP INC				16.67	511100	500018790	GHEHT INSIDE MAINTENANCE FOR PERIOD 1/22 THRU 1/28/12	Feb-2012
27,778	Other	PIC GROUP INC				16.67	511100	500018790	GHEHT INSIDE MAINTENANCE FOR PERIOD 1/22 THRU 1/28/12	Feb-2012
27,779	Other	PIC GROUP INC				16.67	511100	500018790	GHEHT INSIDE MAINTENANCE FOR PERIOD 1/22 THRU 1/28/12	Feb-2012
27,780	Other	PIC GROUP INC				16.67	512017	500018790	GHEHT INSIDE MAINTENANCE FOR PERIOD 1/22 THRU 1/28/12	Feb-2012
27,781	Other	PIC GROUP INC				16.67	513100	500018790	GHEHT INSIDE MAINTENANCE FOR PERIOD 1/22 THRU 1/28/12	Feb-2012
27,782	Other	PIC GROUP INC				16.67	513100	500018790	GHEHT INSIDE MAINTENANCE FOR PERIOD 1/22 THRU 1/28/12	Feb-2012
27,783	Other	PIC GROUP INC				16.67	513100	500018790	GHEHT INSIDE MAINTENANCE FOR PERIOD 1/22 THRU 1/28/12	Feb-2012
27,784	Other	PIC GROUP INC				16.62	512017	500018790	GHEHT INSIDE MAINTENANCE FOR PERIOD 1/22 THRU 1/28/12	Feb-2012
27,785	Other	PIC GROUP INC				615.20	512100	500018791	GHEHT OUTSIDE MAINTENANCE FOR THE PERIOD 1/22 THRU 1/28/12	Feb-2012
27,786	Other	PIC GROUP INC				466.62	512100	500018791	GHEHT OUTSIDE MAINTENANCE FOR THE PERIOD 1/22 THRU 1/28/12	Feb-2012
27,787	Other	PIC GROUP INC				313.91	512100	500018791	GHEHT OUTSIDE MAINTENANCE FOR THE PERIOD 1/22 THRU 1/28/12	Feb-2012
27,788	Other	PIC GROUP INC				307.60	511100	500018791	GHEHT OUTSIDE MAINTENANCE FOR THE PERIOD 1/22 THRU 1/28/12	Feb-2012
27,789	Other	PIC GROUP INC				283.62	512100	500018791	GHEHT OUTSIDE MAINTENANCE FOR THE PERIOD 1/22 THRU 1/28/12	Feb-2012
27,790	Other	PIC GROUP INC				266.64	512100	500018791	GHEHT OUTSIDE MAINTENANCE FOR THE PERIOD 1/22 THRU 1/28/12	Feb-2012
27,791	Other	PIC GROUP INC				266.64	512100	500018791	GHEHT OUTSIDE MAINTENANCE FOR THE PERIOD 1/22 THRU 1/28/12	Feb-2012
27,792	Other	PIC GROUP INC				266.64	512100	500018791	GHEHT OUTSIDE MAINTENANCE FOR THE PERIOD 1/22 THRU 1/28/12	Feb-2012
27,793	Other	PIC GROUP INC				266.64	512100	500018791	GHEHT OUTSIDE MAINTENANCE FOR THE PERIOD 1/22 THRU 1/28/12	Feb-2012
27,794	Other	PIC GROUP INC				230.70	512100	500018791	GHEHT OUTSIDE MAINTENANCE FOR THE PERIOD 1/22 THRU 1/28/12	Feb-2012
27,795	Other	PIC GROUP INC				208.32	512100	500018791	GHEHT OUTSIDE MAINTENANCE FOR THE PERIOD 1/22 THRU 1/28/12	Feb-2012
27,796	Other	PIC GROUP INC				199.98	512100	500018791	GHEHT OUTSIDE MAINTENANCE FOR THE PERIOD 1/22 THRU 1/28/12	Feb-2012
27,797	Other	PIC GROUP INC				199.98	512100	500018791	GHEHT OUTSIDE MAINTENANCE FOR THE PERIOD 1/22 THRU 1/28/12	Feb-2012
27,798	Other	PIC GROUP INC				166.65	512100	500018791	GHEHT OUTSIDE MAINTENANCE FOR THE PERIOD 1/22 THRU 1/28/12	Feb-2012
27,799	Other	PIC GROUP INC				153.80	512100	500018791	GHEHT OUTSIDE MAINTENANCE FOR THE PERIOD 1/22 THRU 1/28/12	Feb-2012
27,800	Other	PIC GROUP INC				133.32	511100	500018791	GHEHT OUTSIDE MAINTENANCE FOR THE PERIOD 1/22 THRU 1/28/12	Feb-2012
27,801	Other	PIC GROUP INC				99.99	512100	500018791	GHEHT OUTSIDE MAINTENANCE FOR THE PERIOD 1/22 THRU 1/28/12	Feb-2012
27,802	Other	PIC GROUP INC				94.54	514100	500018791	GHEHT OUTSIDE MAINTENANCE FOR THE PERIOD 1/22 THRU 1/28/12	Feb-2012
27,803	Other	PIC GROUP INC				76.90	513100	500018791	GHEHT OUTSIDE MAINTENANCE FOR THE PERIOD 1/22 THRU 1/28/12	Feb-2012
27,804	Other	PIC GROUP INC				66.66	512100	500018791	GHEHT OUTSIDE MAINTENANCE FOR THE PERIOD 1/22 THRU 1/28/12	Feb-2012
27,805	Other	PIC GROUP INC				66.66	512100	500018791	GHEHT OUTSIDE MAINTENANCE FOR THE PERIOD 1/22 THRU 1/28/12	Feb-2012
27,806	Other	PIC GROUP INC				66.66	513100	500018791	GHEHT OUTSIDE MAINTENANCE FOR THE PERIOD 1/22 THRU 1/28/12	Feb-2012
27,807	Other	PIC GROUP INC				66.66	513100	500018791	GHEHT OUTSIDE MAINTENANCE FOR THE PERIOD 1/22 THRU 1/28/12	Feb-2012
27,808	Other	PIC GROUP INC				66.66	514100	500018791	GHEHT OUTSIDE MAINTENANCE FOR THE PERIOD 1/22 THRU 1/28/12	Feb-2012
27,809	Other	PIC GROUP INC				33.33	512017	500018791	GHEHT OUTSIDE MAINTENANCE FOR THE PERIOD 1/22 THRU 1/28/12	Feb-2012
27,810	Other	PIC GROUP INC				33.33	512100	500018791	GHEHT OUTSIDE MAINTENANCE FOR THE PERIOD 1/22 THRU 1/28/12	Feb-2012
27,811	Other	PIC GROUP INC				33.33	512100	500018791	GHEHT OUTSIDE MAINTENANCE FOR THE PERIOD 1/22 THRU 1/28/12	Feb-2012
27,812	Other	PIC GROUP INC				33.33	512100	500018791	GHEHT OUTSIDE MAINTENANCE FOR THE PERIOD 1/22 THRU 1/28/12	Feb-2012
27,813	Other	PIC GROUP INC				33.33	512100	500018791	GHEHT OUTSIDE MAINTENANCE FOR THE PERIOD 1/22 THRU 1/28/12	Feb-2012
27,814	Other	PIC GROUP INC				33.33	512100	500018791	GHEHT OUTSIDE MAINTENANCE FOR THE PERIOD 1/22 THRU 1/28/12	Feb-2012
27,815	Other	PIC GROUP INC				33.33	512100	500018791	GHEHT OUTSIDE MAINTENANCE FOR THE PERIOD 1/22 THRU 1/28/12	Feb-2012
27,816	Other	PIC GROUP INC				33.33	512100	500018791	GHEHT OUTSIDE MAINTENANCE FOR THE PERIOD 1/22 THRU 1/28/12	Feb-2012
27,817	Other	PIC GROUP INC				7,474.12	512100	500018792	PAYMENT OF INVOICE#500018792-GHEHT MILLWRIGHTS (BASE CREW) FOR THE PERIOD 1/22 THRU 1/28/2012	Feb-2012
27,818	Other	PIC GROUP INC				2,609.40	512100	500018792	PAYMENT OF INVOICE#500018792-GHEHT MILLWRIGHTS (BASE CREW) FOR THE PERIOD 1/22 THRU 1/28/2012	Feb-2012
27,819	Other	PIC GROUP INC				1,236.11	512100	500018792	PAYMENT OF INVOICE#500018792-GHEHT MILLWRIGHTS (BASE CREW) FOR THE PERIOD 1/22 THRU 1/28/2012	Feb-2012
27,820	Other	PIC GROUP INC				1,107.53	513100	500018792	PAYMENT OF INVOICE#500018792-GHEHT MILLWRIGHTS (BASE CREW) FOR THE PERIOD 1/22 THRU 1/28/2012	Feb-2012
27,821	Other	PIC GROUP INC				670.56	511100	500018792	PAYMENT OF INVOICE#500018792-GHEHT MILLWRIGHTS (BASE CREW) FOR THE PERIOD 1/22 THRU 1/28/2012	Feb-2012
27,822	Other	PIC GROUP INC				45.37	512100	500018792	PAYMENT OF INVOICE#500018792-GHEHT MILLWRIGHTS (BASE CREW) FOR THE PERIOD 1/22 THRU 1/28/2012	Feb-2012
27,823	Other	PIC GROUP INC				45.37	512100	500018792	PAYMENT OF INVOICE#500018792-GHEHT MILLWRIGHTS (BASE CREW) FOR THE PERIOD 1/22 THRU 1/28/2012	Feb-2012
27,824	Other	PIC GROUP INC				1,985.60	512100	500018797	PAYMENT OF INVOICE#500018797-GHEHT MILLWRIGHTS (AUX CREW) FOR THE PERIOD 1/22 THRU 1/28/2012	Feb-2012

KENTUCKY UTILITIES COMPANY
Case No. 2012- 00221
Analysis of Professional Services Expenses For the Test Year

(A)	(B)	(C)	(D)	(E)	(F)	(G)	(H)	(I)		
Line No.	Type	Vendor	Rate Case	Audit	Other	Total	Account	Invoice	Description	Period
27,825	Other	PIC GROUP INC				1,428.18	511100	500018875	RESIDENTIAL LABOR 01/30 - 02/04/12	Feb-2012
27,826	Other	PIC GROUP INC				995.81	512017	500018875	RESIDENTIAL LABOR 01/30 - 02/04/12	Feb-2012
27,827	Other	PIC GROUP INC				966.57	512100	500018875	RESIDENTIAL LABOR 01/30 - 02/04/12	Feb-2012
27,828	Other	PIC GROUP INC				533.28	513100	500018875	RESIDENTIAL LABOR 01/30 - 02/04/12	Feb-2012
27,829	Other	PIC GROUP INC				433.29	513100	500018875	RESIDENTIAL LABOR 01/30 - 02/04/12	Feb-2012
27,830	Other	PIC GROUP INC				427.36	512100	500018875	RESIDENTIAL LABOR 01/30 - 02/04/12	Feb-2012
27,831	Other	PIC GROUP INC				266.64	513100	500018875	RESIDENTIAL LABOR 01/30 - 02/04/12	Feb-2012
27,832	Other	PIC GROUP INC				241.08	512100	500018875	RESIDENTIAL LABOR 01/30 - 02/04/12	Feb-2012
27,833	Other	PIC GROUP INC				233.31	513100	500018875	RESIDENTIAL LABOR 01/30 - 02/04/12	Feb-2012
27,834	Other	PIC GROUP INC				199.98	512100	500018875	RESIDENTIAL LABOR 01/30 - 02/04/12	Feb-2012
27,835	Other	PIC GROUP INC				189.08	512017	500018875	RESIDENTIAL LABOR 01/30 - 02/04/12	Feb-2012
27,836	Other	PIC GROUP INC				180.59	512017	500018875	RESIDENTIAL LABOR 01/30 - 02/04/12	Feb-2012
27,837	Other	PIC GROUP INC				133.32	511100	500018875	RESIDENTIAL LABOR 01/30 - 02/04/12	Feb-2012
27,838	Other	PIC GROUP INC				133.32	512017	500018875	RESIDENTIAL LABOR 01/30 - 02/04/12	Feb-2012
27,839	Other	PIC GROUP INC				133.32	512100	500018875	RESIDENTIAL LABOR 01/30 - 02/04/12	Feb-2012
27,840	Other	PIC GROUP INC				99.99	512100	500018875	RESIDENTIAL LABOR 01/30 - 02/04/12	Feb-2012
27,841	Other	PIC GROUP INC				99.99	513100	500018875	RESIDENTIAL LABOR 01/30 - 02/04/12	Feb-2012
27,842	Other	PIC GROUP INC				94.54	511100	500018875	RESIDENTIAL LABOR 01/30 - 02/04/12	Feb-2012
27,843	Other	PIC GROUP INC				94.54	513100	500018875	RESIDENTIAL LABOR 01/30 - 02/04/12	Feb-2012
27,844	Other	PIC GROUP INC				66.66	512100	500018875	RESIDENTIAL LABOR 01/30 - 02/04/12	Feb-2012
27,845	Other	PIC GROUP INC				33.33	512100	500018875	RESIDENTIAL LABOR 01/30 - 02/04/12	Feb-2012
27,846	Other	PIC GROUP INC				33.33	512100	500018875	RESIDENTIAL LABOR 01/30 - 02/04/12	Feb-2012
27,847	Other	PIC GROUP INC				1,693.23	512100	500018876	GHENT INSIDE MAINTENANCE FOR THE PERIOD 1/29 THRU 2/4/12	Feb-2012
27,848	Other	PIC GROUP INC				1,044.68	513100	500018876	GHENT INSIDE MAINTENANCE FOR THE PERIOD 1/29 THRU 2/4/12	Feb-2012
27,849	Other	PIC GROUP INC				766.59	512100	500018876	GHENT INSIDE MAINTENANCE FOR THE PERIOD 1/29 THRU 2/4/12	Feb-2012
27,850	Other	PIC GROUP INC				733.26	512100	500018876	GHENT INSIDE MAINTENANCE FOR THE PERIOD 1/29 THRU 2/4/12	Feb-2012
27,851	Other	PIC GROUP INC				683.76	512017	500018876	GHENT INSIDE MAINTENANCE FOR THE PERIOD 1/29 THRU 2/4/12	Feb-2012
27,852	Other	PIC GROUP INC				633.27	512100	500018876	GHENT INSIDE MAINTENANCE FOR THE PERIOD 1/29 THRU 2/4/12	Feb-2012
27,853	Other	PIC GROUP INC				566.61	512017	500018876	GHENT INSIDE MAINTENANCE FOR THE PERIOD 1/29 THRU 2/4/12	Feb-2012
27,854	Other	PIC GROUP INC				533.28	512017	500018876	GHENT INSIDE MAINTENANCE FOR THE PERIOD 1/29 THRU 2/4/12	Feb-2012
27,855	Other	PIC GROUP INC				401.80	512100	500018876	GHENT INSIDE MAINTENANCE FOR THE PERIOD 1/29 THRU 2/4/12	Feb-2012
27,856	Other	PIC GROUP INC				266.64	512100	500018876	GHENT INSIDE MAINTENANCE FOR THE PERIOD 1/29 THRU 2/4/12	Feb-2012
27,857	Other	PIC GROUP INC				199.98	512100	500018876	GHENT INSIDE MAINTENANCE FOR THE PERIOD 1/29 THRU 2/4/12	Feb-2012
27,858	Other	PIC GROUP INC				166.65	512100	500018876	GHENT INSIDE MAINTENANCE FOR THE PERIOD 1/29 THRU 2/4/12	Feb-2012
27,859	Other	PIC GROUP INC				141.81	512017	500018876	GHENT INSIDE MAINTENANCE FOR THE PERIOD 1/29 THRU 2/4/12	Feb-2012
27,860	Other	PIC GROUP INC				133.32	512100	500018876	GHENT INSIDE MAINTENANCE FOR THE PERIOD 1/29 THRU 2/4/12	Feb-2012
27,861	Other	PIC GROUP INC				120.54	512100	500018876	GHENT INSIDE MAINTENANCE FOR THE PERIOD 1/29 THRU 2/4/12	Feb-2012
27,862	Other	PIC GROUP INC				94.54	512100	500018876	GHENT INSIDE MAINTENANCE FOR THE PERIOD 1/29 THRU 2/4/12	Feb-2012
27,863	Other	PIC GROUP INC				94.54	512100	500018876	GHENT INSIDE MAINTENANCE FOR THE PERIOD 1/29 THRU 2/4/12	Feb-2012
27,864	Other	PIC GROUP INC				66.66	511100	500018876	GHENT INSIDE MAINTENANCE FOR THE PERIOD 1/29 THRU 2/4/12	Feb-2012
27,865	Other	PIC GROUP INC				66.66	512017	500018876	GHENT INSIDE MAINTENANCE FOR THE PERIOD 1/29 THRU 2/4/12	Feb-2012
27,866	Other	PIC GROUP INC				66.66	512100	500018876	GHENT INSIDE MAINTENANCE FOR THE PERIOD 1/29 THRU 2/4/12	Feb-2012
27,867	Other	PIC GROUP INC				66.66	512100	500018876	GHENT INSIDE MAINTENANCE FOR THE PERIOD 1/29 THRU 2/4/12	Feb-2012
27,868	Other	PIC GROUP INC				66.66	512100	500018876	GHENT INSIDE MAINTENANCE FOR THE PERIOD 1/29 THRU 2/4/12	Feb-2012
27,869	Other	PIC GROUP INC				66.66	512100	500018876	GHENT INSIDE MAINTENANCE FOR THE PERIOD 1/29 THRU 2/4/12	Feb-2012
27,870	Other	PIC GROUP INC				66.66	512100	500018876	GHENT INSIDE MAINTENANCE FOR THE PERIOD 1/29 THRU 2/4/12	Feb-2012
27,871	Other	PIC GROUP INC				66.66	512100	500018876	GHENT INSIDE MAINTENANCE FOR THE PERIOD 1/29 THRU 2/4/12	Feb-2012
27,872	Other	PIC GROUP INC				47.27	512017	500018876	GHENT INSIDE MAINTENANCE FOR THE PERIOD 1/29 THRU 2/4/12	Feb-2012
27,873	Other	PIC GROUP INC				47.27	512017	500018876	GHENT INSIDE MAINTENANCE FOR THE PERIOD 1/29 THRU 2/4/12	Feb-2012
27,874	Other	PIC GROUP INC				47.27	512100	500018876	GHENT INSIDE MAINTENANCE FOR THE PERIOD 1/29 THRU 2/4/12	Feb-2012
27,875	Other	PIC GROUP INC				40.18	512100	500018876	GHENT INSIDE MAINTENANCE FOR THE PERIOD 1/29 THRU 2/4/12	Feb-2012
27,876	Other	PIC GROUP INC				33.33	511100	500018876	GHENT INSIDE MAINTENANCE FOR THE PERIOD 1/29 THRU 2/4/12	Feb-2012
27,877	Other	PIC GROUP INC				33.33	511100	500018876	GHENT INSIDE MAINTENANCE FOR THE PERIOD 1/29 THRU 2/4/12	Feb-2012
27,878	Other	PIC GROUP INC				33.33	512100	500018876	GHENT INSIDE MAINTENANCE FOR THE PERIOD 1/29 THRU 2/4/12	Feb-2012
27,879	Other	PIC GROUP INC				33.33	512100	500018876	GHENT INSIDE MAINTENANCE FOR THE PERIOD 1/29 THRU 2/4/12	Feb-2012
27,880	Other	PIC GROUP INC				33.33	512100	500018876	GHENT INSIDE MAINTENANCE FOR THE PERIOD 1/29 THRU 2/4/12	Feb-2012
27,881	Other	PIC GROUP INC				33.33	512100	500018876	GHENT INSIDE MAINTENANCE FOR THE PERIOD 1/29 THRU 2/4/12	Feb-2012
27,882	Other	PIC GROUP INC				33.33	512100	500018876	GHENT INSIDE MAINTENANCE FOR THE PERIOD 1/29 THRU 2/4/12	Feb-2012
27,883	Other	PIC GROUP INC				33.33	512100	500018876	GHENT INSIDE MAINTENANCE FOR THE PERIOD 1/29 THRU 2/4/12	Feb-2012
27,884	Other	PIC GROUP INC				33.33	512100	500018876	GHENT INSIDE MAINTENANCE FOR THE PERIOD 1/29 THRU 2/4/12	Feb-2012

KENTUCKY UTILITIES COMPANY
Case No. 2012- 00221
Analysis of Professional Services Expenses For the Test Year

(A)	(B)	(C)	(D)	(E)	(F)	(G)	(H)	(I)		
Line No.	Type	Vendor	Rate Case	Audit	Other	Total	Account	Invoice	Description	Period
27,885	Other	PIC GROUP INC				33.33	512100	500018876	GHENT INSIDE MAINTENANCE FOR THE PERIOD 1/29 THRU 2/4/12	Feb-2012
27,886	Other	PIC GROUP INC				33.33	512100	500018876	GHENT INSIDE MAINTENANCE FOR THE PERIOD 1/29 THRU 2/4/12	Feb-2012
27,887	Other	PIC GROUP INC				33.33	513100	500018876	GHENT INSIDE MAINTENANCE FOR THE PERIOD 1/29 THRU 2/4/12	Feb-2012
27,888	Other	PIC GROUP INC				33.33	513100	500018876	GHENT INSIDE MAINTENANCE FOR THE PERIOD 1/29 THRU 2/4/12	Feb-2012
27,889	Other	PIC GROUP INC				33.33	513100	500018876	GHENT INSIDE MAINTENANCE FOR THE PERIOD 1/29 THRU 2/4/12	Feb-2012
27,890	Other	PIC GROUP INC				33.33	513100	500018876	GHENT INSIDE MAINTENANCE FOR THE PERIOD 1/29 THRU 2/4/12	Feb-2012
27,891	Other	PIC GROUP INC				33.33	513100	500018876	GHENT INSIDE MAINTENANCE FOR THE PERIOD 1/29 THRU 2/4/12	Feb-2012
27,892	Other	PIC GROUP INC				33.33	513100	500018876	GHENT INSIDE MAINTENANCE FOR THE PERIOD 1/29 THRU 2/4/12	Feb-2012
27,893	Other	PIC GROUP INC				16.67	512017	500018876	GHENT INSIDE MAINTENANCE FOR THE PERIOD 1/29 THRU 2/4/12	Feb-2012
27,894	Other	PIC GROUP INC				16.67	513100	500018876	GHENT INSIDE MAINTENANCE FOR THE PERIOD 1/29 THRU 2/4/12	Feb-2012
27,895	Other	PIC GROUP INC				16.67	513100	500018876	GHENT INSIDE MAINTENANCE FOR THE PERIOD 1/29 THRU 2/4/12	Feb-2012
27,896	Other	PIC GROUP INC				16.67	513100	500018876	GHENT INSIDE MAINTENANCE FOR THE PERIOD 1/29 THRU 2/4/12	Feb-2012
27,897	Other	PIC GROUP INC				16.67	513100	500018876	GHENT INSIDE MAINTENANCE FOR THE PERIOD 1/29 THRU 2/4/12	Feb-2012
27,898	Other	PIC GROUP INC				16.64	512017	500018876	GHENT INSIDE MAINTENANCE FOR THE PERIOD 1/29 THRU 2/4/12	Feb-2012
27,899	Other	PIC GROUP INC				1,625.34	512100	500018877	GHENT OUTSIDE MAINTENANCE FOR THE PERIOD 1/29 THRU 2/4/12	Feb-2012
27,900	Other	PIC GROUP INC				353.78	513100	500018877	GHENT OUTSIDE MAINTENANCE FOR THE PERIOD 1/29 THRU 2/4/12	Feb-2012
27,901	Other	PIC GROUP INC				322.40	512100	500018877	GHENT OUTSIDE MAINTENANCE FOR THE PERIOD 1/29 THRU 2/4/12	Feb-2012
27,902	Other	PIC GROUP INC				322.40	512100	500018877	GHENT OUTSIDE MAINTENANCE FOR THE PERIOD 1/29 THRU 2/4/12	Feb-2012
27,903	Other	PIC GROUP INC				307.60	512017	500018877	GHENT OUTSIDE MAINTENANCE FOR THE PERIOD 1/29 THRU 2/4/12	Feb-2012
27,904	Other	PIC GROUP INC				266.64	512100	500018877	GHENT OUTSIDE MAINTENANCE FOR THE PERIOD 1/29 THRU 2/4/12	Feb-2012
27,905	Other	PIC GROUP INC				266.64	512100	500018877	GHENT OUTSIDE MAINTENANCE FOR THE PERIOD 1/29 THRU 2/4/12	Feb-2012
27,906	Other	PIC GROUP INC				266.64	513100	500018877	GHENT OUTSIDE MAINTENANCE FOR THE PERIOD 1/29 THRU 2/4/12	Feb-2012
27,907	Other	PIC GROUP INC				199.98	512100	500018877	GHENT OUTSIDE MAINTENANCE FOR THE PERIOD 1/29 THRU 2/4/12	Feb-2012
27,908	Other	PIC GROUP INC				199.98	512100	500018877	GHENT OUTSIDE MAINTENANCE FOR THE PERIOD 1/29 THRU 2/4/12	Feb-2012
27,909	Other	PIC GROUP INC				199.98	512100	500018877	GHENT OUTSIDE MAINTENANCE FOR THE PERIOD 1/29 THRU 2/4/12	Feb-2012
27,910	Other	PIC GROUP INC				183.32	512100	500018877	GHENT OUTSIDE MAINTENANCE FOR THE PERIOD 1/29 THRU 2/4/12	Feb-2012
27,911	Other	PIC GROUP INC				166.65	512100	500018877	GHENT OUTSIDE MAINTENANCE FOR THE PERIOD 1/29 THRU 2/4/12	Feb-2012
27,912	Other	PIC GROUP INC				153.80	512100	500018877	GHENT OUTSIDE MAINTENANCE FOR THE PERIOD 1/29 THRU 2/4/12	Feb-2012
27,913	Other	PIC GROUP INC				143.56	512100	500018877	GHENT OUTSIDE MAINTENANCE FOR THE PERIOD 1/29 THRU 2/4/12	Feb-2012
27,914	Other	PIC GROUP INC				143.56	512100	500018877	GHENT OUTSIDE MAINTENANCE FOR THE PERIOD 1/29 THRU 2/4/12	Feb-2012
27,915	Other	PIC GROUP INC				143.56	513100	500018877	GHENT OUTSIDE MAINTENANCE FOR THE PERIOD 1/29 THRU 2/4/12	Feb-2012
27,916	Other	PIC GROUP INC				99.99	512100	500018877	GHENT OUTSIDE MAINTENANCE FOR THE PERIOD 1/29 THRU 2/4/12	Feb-2012
27,917	Other	PIC GROUP INC				66.66	512100	500018877	GHENT OUTSIDE MAINTENANCE FOR THE PERIOD 1/29 THRU 2/4/12	Feb-2012
27,918	Other	PIC GROUP INC				66.66	512100	500018877	GHENT OUTSIDE MAINTENANCE FOR THE PERIOD 1/29 THRU 2/4/12	Feb-2012
27,919	Other	PIC GROUP INC				66.66	512100	500018877	GHENT OUTSIDE MAINTENANCE FOR THE PERIOD 1/29 THRU 2/4/12	Feb-2012
27,920	Other	PIC GROUP INC				33.33	511100	500018877	GHENT OUTSIDE MAINTENANCE FOR THE PERIOD 1/29 THRU 2/4/12	Feb-2012
27,921	Other	PIC GROUP INC				33.33	512017	500018877	GHENT OUTSIDE MAINTENANCE FOR THE PERIOD 1/29 THRU 2/4/12	Feb-2012
27,922	Other	PIC GROUP INC				33.33	512100	500018877	GHENT OUTSIDE MAINTENANCE FOR THE PERIOD 1/29 THRU 2/4/12	Feb-2012
27,923	Other	PIC GROUP INC				33.33	512100	500018877	GHENT OUTSIDE MAINTENANCE FOR THE PERIOD 1/29 THRU 2/4/12	Feb-2012
27,924	Other	PIC GROUP INC				33.33	512100	500018877	GHENT OUTSIDE MAINTENANCE FOR THE PERIOD 1/29 THRU 2/4/12	Feb-2012
27,925	Other	PIC GROUP INC				33.33	512100	500018877	GHENT OUTSIDE MAINTENANCE FOR THE PERIOD 1/29 THRU 2/4/12	Feb-2012
27,926	Other	PIC GROUP INC				33.33	512100	500018877	GHENT OUTSIDE MAINTENANCE FOR THE PERIOD 1/29 THRU 2/4/12	Feb-2012
27,927	Other	PIC GROUP INC				33.33	512100	500018877	GHENT OUTSIDE MAINTENANCE FOR THE PERIOD 1/29 THRU 2/4/12	Feb-2012
27,928	Other	PIC GROUP INC				5,830.42	512100	500018878	PAYMENT OF INVOICE #500018878--GHENT MILLWRIGHTS (BASE CREW) FOR THE PERIOD 1/29 THRU 2/4/12	Feb-2012
27,929	Other	PIC GROUP INC				2,433.53	512100	500018878	PAYMENT OF INVOICE #500018878--GHENT MILLWRIGHTS (BASE CREW) FOR THE PERIOD 1/29 THRU 2/4/12	Feb-2012
27,930	Other	PIC GROUP INC				2,213.63	513100	500018878	PAYMENT OF INVOICE #500018878--GHENT MILLWRIGHTS (BASE CREW) FOR THE PERIOD 1/29 THRU 2/4/12	Feb-2012
27,931	Other	PIC GROUP INC				635.48	512100	500018878	PAYMENT OF INVOICE #500018878--GHENT MILLWRIGHTS (BASE CREW) FOR THE PERIOD 1/29 THRU 2/4/12	Feb-2012
27,932	Other	PIC GROUP INC				533.28	512100	500018878	PAYMENT OF INVOICE #500018878--GHENT MILLWRIGHTS (BASE CREW) FOR THE PERIOD 1/29 THRU 2/4/12	Feb-2012
27,933	Other	PIC GROUP INC				356.55	512100	500018878	PAYMENT OF INVOICE #500018878--GHENT MILLWRIGHTS (BASE CREW) FOR THE PERIOD 1/29 THRU 2/4/12	Feb-2012
27,934	Other	PIC GROUP INC				274.77	512100	500018878	PAYMENT OF INVOICE #500018878--GHENT MILLWRIGHTS (BASE CREW) FOR THE PERIOD 1/29 THRU 2/4/12	Feb-2012
27,935	Other	PIC GROUP INC				152.18	512100	500018878	PAYMENT OF INVOICE #500018878--GHENT MILLWRIGHTS (BASE CREW) FOR THE PERIOD 1/29 THRU 2/4/12	Feb-2012

KENTUCKY UTILITIES COMPANY
Case No. 2012- 00221
Analysis of Professional Services Expenses For the Test Year

(A)	(B)	(C)	(D)	(E)	(F)	(G)	(H)	(I)		
Line No.	Type	Vendor	Rate Case	Audit	Other	Total	Account	Invoice	Description	Period
27,936	Other	PIC GROUP INC				87.85	512100	500018878	PAYMENT OF INVOICE #500018878--GHENT MILLWRIGHTS (BASE CREW) FOR THE PERIOD 1/29 THRU 2/4/12	Feb-2012
27,937	Other	PIC GROUP INC				1,548.00	512100	500018883	PAYMENT OF INVOICE #500018883--GHENT MILLWRIGHTS (AUX CREW) FOR THE PERIOD 1/29 THRU 2/4/12	Feb-2012
27,938	Other	PIC GROUP INC				437.60	512100	500018883	PAYMENT OF INVOICE #500018883--GHENT MILLWRIGHTS (AUX CREW) FOR THE PERIOD 1/29 THRU 2/4/12	Feb-2012
27,939	Other	PIC GROUP INC				1,060.94	512100	500018953	INVOICE 500018953 - BACK PAY 3% PAY INCREASE	Feb-2012
27,940	Other	PIC GROUP INC				1,539.31	512100	500018956	PAYMENT OF INVOICE #50018956-GHENT MILLWRIGHTS	Feb-2012
27,941	Other	PIC GROUP INC				909.12	512100	500018957	PAYMENT OF INVOICE #500018957 - GHENT OUTSIDE MAINTENANCE	Feb-2012
27,942	Other	PIC GROUP INC				1,005.51	513100	500018958	PAYMENT OF INVOICE #500018959-GHENT INSIDE MAINTENANCE	Feb-2012
27,943	Other	PIC GROUP INC				1,857.60	511100	500018978	PAYMENT OF INVOICE #50018978--GHENT MILLWRIGHTS (AUX CREW) FOR THE PERIOD 2/5 THRU 2/11/2012	Feb-2012
27,944	Other	PIC GROUP INC				619.20	512100	500018978	PAYMENT OF INVOICE #50018978--GHENT MILLWRIGHTS (AUX CREW) FOR THE PERIOD 2/5 THRU 2/11/2012	Feb-2012
27,945	Other	PIC GROUP INC				309.60	512100	500018978	PAYMENT OF INVOICE #50018978--GHENT MILLWRIGHTS (AUX CREW) FOR THE PERIOD 2/5 THRU 2/11/2012	Feb-2012
27,946	Other	PIC GROUP INC				309.60	512100	500018978	PAYMENT OF INVOICE #50018978--GHENT MILLWRIGHTS (AUX CREW) FOR THE PERIOD 2/5 THRU 2/11/2012	Feb-2012
27,947	Other	PIC GROUP INC				270.90	512100	500018978	PAYMENT OF INVOICE #50018978--GHENT MILLWRIGHTS (AUX CREW) FOR THE PERIOD 2/5 THRU 2/11/2012	Feb-2012
27,948	Other	PIC GROUP INC				38.70	512100	500018978	PAYMENT OF INVOICE #50018978--GHENT MILLWRIGHTS (AUX CREW) FOR THE PERIOD 2/5 THRU 2/11/2012	Feb-2012
27,949	Other	PIC GROUP INC				2,880.29	512100	500018986	RESIDENTIAL LABOR 02/06 - 02/11/12	Feb-2012
27,950	Other	PIC GROUP INC				1,071.41	512100	500018986	RESIDENTIAL LABOR 02/06 - 02/11/12	Feb-2012
27,951	Other	PIC GROUP INC				605.68	512017	500018986	RESIDENTIAL LABOR 02/06 - 02/11/12	Feb-2012
27,952	Other	PIC GROUP INC				594.65	512100	500018986	RESIDENTIAL LABOR 02/06 - 02/11/12	Feb-2012
27,953	Other	PIC GROUP INC				446.29	512100	500018986	RESIDENTIAL LABOR 02/06 - 02/11/12	Feb-2012
27,954	Other	PIC GROUP INC				411.96	512055	500018986	RESIDENTIAL LABOR 02/06 - 02/11/12	Feb-2012
27,955	Other	PIC GROUP INC				372.42	512100	500018986	RESIDENTIAL LABOR 02/06 - 02/11/12	Feb-2012
27,956	Other	PIC GROUP INC				343.30	512100	500018986	RESIDENTIAL LABOR 02/06 - 02/11/12	Feb-2012
27,957	Other	PIC GROUP INC				274.64	514100	500018986	RESIDENTIAL LABOR 02/06 - 02/11/12	Feb-2012
27,958	Other	PIC GROUP INC				234.68	512100	500018986	RESIDENTIAL LABOR 02/06 - 02/11/12	Feb-2012
27,959	Other	PIC GROUP INC				205.98	512100	500018986	RESIDENTIAL LABOR 02/06 - 02/11/12	Feb-2012
27,960	Other	PIC GROUP INC				178.70	511100	500018986	RESIDENTIAL LABOR 02/06 - 02/11/12	Feb-2012
27,961	Other	PIC GROUP INC				137.31	511100	500018986	RESIDENTIAL LABOR 02/06 - 02/11/12	Feb-2012
27,962	Other	PIC GROUP INC				102.99	512100	500018986	RESIDENTIAL LABOR 02/06 - 02/11/12	Feb-2012
27,963	Other	PIC GROUP INC				102.99	554100	500018986	RESIDENTIAL LABOR 02/06 - 02/11/12	Feb-2012
27,964	Other	PIC GROUP INC				102.99	554100	500018986	RESIDENTIAL LABOR 02/06 - 02/11/12	Feb-2012
27,965	Other	PIC GROUP INC				68.66	512100	500018986	RESIDENTIAL LABOR 02/06 - 02/11/12	Feb-2012
27,966	Other	PIC GROUP INC				34.33	512017	500018986	RESIDENTIAL LABOR 02/06 - 02/11/12	Feb-2012
27,967	Other	PIC GROUP INC				34.33	512100	500018986	RESIDENTIAL LABOR 02/06 - 02/11/12	Feb-2012
27,968	Other	PIC GROUP INC				4,170.90	512100	500018989	PAYMENT OF INVOICE #500018989--GHENT MILLWRIGHTS (BASE CREW) FOR THE PERIOD 2/5 THRU 2/11/12	Feb-2012
27,969	Other	PIC GROUP INC				1,846.24	512100	500018989	PAYMENT OF INVOICE #500018989--GHENT MILLWRIGHTS (BASE CREW) FOR THE PERIOD 2/5 THRU 2/11/12	Feb-2012
27,970	Other	PIC GROUP INC				1,194.89	512100	500018989	PAYMENT OF INVOICE #500018989--GHENT MILLWRIGHTS (BASE CREW) FOR THE PERIOD 2/5 THRU 2/11/12	Feb-2012
27,971	Other	PIC GROUP INC				792.20	512100	500018989	PAYMENT OF INVOICE #500018989--GHENT MILLWRIGHTS (BASE CREW) FOR THE PERIOD 2/5 THRU 2/11/12	Feb-2012
27,972	Other	PIC GROUP INC				482.84	512100	500018989	PAYMENT OF INVOICE #500018989--GHENT MILLWRIGHTS (BASE CREW) FOR THE PERIOD 2/5 THRU 2/11/12	Feb-2012
27,973	Other	PIC GROUP INC				475.87	512100	500018989	PAYMENT OF INVOICE #500018989--GHENT MILLWRIGHTS (BASE CREW) FOR THE PERIOD 2/5 THRU 2/11/12	Feb-2012
27,974	Other	PIC GROUP INC				420.57	512100	500018989	PAYMENT OF INVOICE #500018989--GHENT MILLWRIGHTS (BASE CREW) FOR THE PERIOD 2/5 THRU 2/11/12	Feb-2012
27,975	Other	PIC GROUP INC				411.96	512100	500018989	PAYMENT OF INVOICE #500018989--GHENT MILLWRIGHTS (BASE CREW) FOR THE PERIOD 2/5 THRU 2/11/12	Feb-2012
27,976	Other	PIC GROUP INC				218.38	512100	500018989	PAYMENT OF INVOICE #500018989--GHENT MILLWRIGHTS (BASE CREW) FOR THE PERIOD 2/5 THRU 2/11/12	Feb-2012

KENTUCKY UTILITIES COMPANY
Case No. 2012- 00221
Analysis of Professional Services Expenses For the Test Year

(A)	(B)	(C)	(D)	(E)	(F)	(G)	(H)	(I)		
Line No.	Type	Vendor	Rate Case	Audit	Other	Total	Account	Invoice	Description	Period
27,977	Other	PIC GROUP INC				171.65	512100	500018989	PAYMENT OF INVOICE #500018989--GHENT MILLWRIGHTS (BASE CREW) FOR THE PERIOD 2/5 THRU 2/11/12	Feb-2012
27,978	Other	PIC GROUP INC				1,373.20	512100	500018990	GHENT OUTSIDE MAINTENANCE FOR THE PERIOD 2/5 THRU 2/11/12	Feb-2012
27,979	Other	PIC GROUP INC				549.28	512100	500018990	GHENT OUTSIDE MAINTENANCE FOR THE PERIOD 2/5 THRU 2/11/12	Feb-2012
27,980	Other	PIC GROUP INC				493.72	512100	500018990	GHENT OUTSIDE MAINTENANCE FOR THE PERIOD 2/5 THRU 2/11/12	Feb-2012
27,981	Other	PIC GROUP INC				411.96	512100	500018990	GHENT OUTSIDE MAINTENANCE FOR THE PERIOD 2/5 THRU 2/11/12	Feb-2012
27,982	Other	PIC GROUP INC				316.80	512017	500018990	GHENT OUTSIDE MAINTENANCE FOR THE PERIOD 2/5 THRU 2/11/12	Feb-2012
27,983	Other	PIC GROUP INC				316.80	513100	500018990	GHENT OUTSIDE MAINTENANCE FOR THE PERIOD 2/5 THRU 2/11/12	Feb-2012
27,984	Other	PIC GROUP INC				295.72	512100	500018990	GHENT OUTSIDE MAINTENANCE FOR THE PERIOD 2/5 THRU 2/11/12	Feb-2012
27,985	Other	PIC GROUP INC				171.65	512100	500018990	GHENT OUTSIDE MAINTENANCE FOR THE PERIOD 2/5 THRU 2/11/12	Feb-2012
27,986	Other	PIC GROUP INC				137.32	512100	500018990	GHENT OUTSIDE MAINTENANCE FOR THE PERIOD 2/5 THRU 2/11/12	Feb-2012
27,987	Other	PIC GROUP INC				137.32	514100	500018990	GHENT OUTSIDE MAINTENANCE FOR THE PERIOD 2/5 THRU 2/11/12	Feb-2012
27,988	Other	PIC GROUP INC				102.99	514100	500018990	GHENT OUTSIDE MAINTENANCE FOR THE PERIOD 2/5 THRU 2/11/12	Feb-2012
27,989	Other	PIC GROUP INC				68.66	512100	500018990	GHENT OUTSIDE MAINTENANCE FOR THE PERIOD 2/5 THRU 2/11/12	Feb-2012
27,990	Other	PIC GROUP INC				68.66	512100	500018990	GHENT OUTSIDE MAINTENANCE FOR THE PERIOD 2/5 THRU 2/11/12	Feb-2012
27,991	Other	PIC GROUP INC				59.40	512100	500018990	GHENT OUTSIDE MAINTENANCE FOR THE PERIOD 2/5 THRU 2/11/12	Feb-2012
27,992	Other	PIC GROUP INC				39.60	512100	500018990	GHENT OUTSIDE MAINTENANCE FOR THE PERIOD 2/5 THRU 2/11/12	Feb-2012
27,993	Other	PIC GROUP INC				34.33	511100	500018990	GHENT OUTSIDE MAINTENANCE FOR THE PERIOD 2/5 THRU 2/11/12	Feb-2012
27,994	Other	PIC GROUP INC				34.33	512017	500018990	GHENT OUTSIDE MAINTENANCE FOR THE PERIOD 2/5 THRU 2/11/12	Feb-2012
27,995	Other	PIC GROUP INC				34.33	512100	500018990	GHENT OUTSIDE MAINTENANCE FOR THE PERIOD 2/5 THRU 2/11/12	Feb-2012
27,996	Other	PIC GROUP INC				34.33	512100	500018990	GHENT OUTSIDE MAINTENANCE FOR THE PERIOD 2/5 THRU 2/11/12	Feb-2012
27,997	Other	PIC GROUP INC				34.33	512100	500018990	GHENT OUTSIDE MAINTENANCE FOR THE PERIOD 2/5 THRU 2/11/12	Feb-2012
27,998	Other	PIC GROUP INC				34.33	512100	500018990	GHENT OUTSIDE MAINTENANCE FOR THE PERIOD 2/5 THRU 2/11/12	Feb-2012
27,999	Other	PIC GROUP INC				34.33	512100	500018990	GHENT OUTSIDE MAINTENANCE FOR THE PERIOD 2/5 THRU 2/11/12	Feb-2012
28,000	Other	PIC GROUP INC				34.33	512100	500018990	GHENT OUTSIDE MAINTENANCE FOR THE PERIOD 2/5 THRU 2/11/12	Feb-2012
28,001	Other	PIC GROUP INC				19.80	514100	500018990	GHENT OUTSIDE MAINTENANCE FOR THE PERIOD 2/5 THRU 2/11/12	Feb-2012
28,002	Other	PIC GROUP INC				2,471.76	512100	500018991	GHENT INSIDE MAINTENANCE FOR THE PERIOD 2/5 THRU 2/11/2012	Feb-2012
28,003	Other	PIC GROUP INC				1,522.88	512100	500018991	GHENT INSIDE MAINTENANCE FOR THE PERIOD 2/5 THRU 2/11/2012	Feb-2012
28,004	Other	PIC GROUP INC				1,053.47	512100	500018991	GHENT INSIDE MAINTENANCE FOR THE PERIOD 2/5 THRU 2/11/2012	Feb-2012
28,005	Other	PIC GROUP INC				973.60	512100	500018991	GHENT INSIDE MAINTENANCE FOR THE PERIOD 2/5 THRU 2/11/2012	Feb-2012
28,006	Other	PIC GROUP INC				867.81	513100	500018991	GHENT INSIDE MAINTENANCE FOR THE PERIOD 2/5 THRU 2/11/2012	Feb-2012
28,007	Other	PIC GROUP INC				827.60	512017	500018991	GHENT INSIDE MAINTENANCE FOR THE PERIOD 2/5 THRU 2/11/2012	Feb-2012
28,008	Other	PIC GROUP INC				823.92	512100	500018991	GHENT INSIDE MAINTENANCE FOR THE PERIOD 2/5 THRU 2/11/2012	Feb-2012
28,009	Other	PIC GROUP INC				821.52	512100	500018991	GHENT INSIDE MAINTENANCE FOR THE PERIOD 2/5 THRU 2/11/2012	Feb-2012
28,010	Other	PIC GROUP INC				778.88	512100	500018991	GHENT INSIDE MAINTENANCE FOR THE PERIOD 2/5 THRU 2/11/2012	Feb-2012
28,011	Other	PIC GROUP INC				289.66	512100	500018991	GHENT INSIDE MAINTENANCE FOR THE PERIOD 2/5 THRU 2/11/2012	Feb-2012
28,012	Other	PIC GROUP INC				261.92	513100	500018991	GHENT INSIDE MAINTENANCE FOR THE PERIOD 2/5 THRU 2/11/2012	Feb-2012
28,013	Other	PIC GROUP INC				241.86	512100	500018991	GHENT INSIDE MAINTENANCE FOR THE PERIOD 2/5 THRU 2/11/2012	Feb-2012
28,014	Other	PIC GROUP INC				200.35	512100	500018991	GHENT INSIDE MAINTENANCE FOR THE PERIOD 2/5 THRU 2/11/2012	Feb-2012
28,015	Other	PIC GROUP INC				186.00	512100	500018991	GHENT INSIDE MAINTENANCE FOR THE PERIOD 2/5 THRU 2/11/2012	Feb-2012
28,016	Other	PIC GROUP INC				186.00	512100	500018991	GHENT INSIDE MAINTENANCE FOR THE PERIOD 2/5 THRU 2/11/2012	Feb-2012
28,017	Other	PIC GROUP INC				168.84	512100	500018991	GHENT INSIDE MAINTENANCE FOR THE PERIOD 2/5 THRU 2/11/2012	Feb-2012
28,018	Other	PIC GROUP INC				117.36	513100	500018991	GHENT INSIDE MAINTENANCE FOR THE PERIOD 2/5 THRU 2/11/2012	Feb-2012
28,019	Other	PIC GROUP INC				102.99	513100	500018991	GHENT INSIDE MAINTENANCE FOR THE PERIOD 2/5 THRU 2/11/2012	Feb-2012
28,020	Other	PIC GROUP INC				68.66	513100	500018991	GHENT INSIDE MAINTENANCE FOR THE PERIOD 2/5 THRU 2/11/2012	Feb-2012
28,021	Other	PIC GROUP INC				68.66	513100	500018991	GHENT INSIDE MAINTENANCE FOR THE PERIOD 2/5 THRU 2/11/2012	Feb-2012
28,022	Other	PIC GROUP INC				68.66	513100	500018991	GHENT INSIDE MAINTENANCE FOR THE PERIOD 2/5 THRU 2/11/2012	Feb-2012
28,023	Other	PIC GROUP INC				68.66	513100	500018991	GHENT INSIDE MAINTENANCE FOR THE PERIOD 2/5 THRU 2/11/2012	Feb-2012
28,024	Other	PIC GROUP INC				51.50	511100	500018991	GHENT INSIDE MAINTENANCE FOR THE PERIOD 2/5 THRU 2/11/2012	Feb-2012
28,025	Other	PIC GROUP INC				51.50	513100	500018991	GHENT INSIDE MAINTENANCE FOR THE PERIOD 2/5 THRU 2/11/2012	Feb-2012
28,026	Other	PIC GROUP INC				51.50	513100	500018991	GHENT INSIDE MAINTENANCE FOR THE PERIOD 2/5 THRU 2/11/2012	Feb-2012
28,027	Other	PIC GROUP INC				51.50	513100	500018991	GHENT INSIDE MAINTENANCE FOR THE PERIOD 2/5 THRU 2/11/2012	Feb-2012
28,028	Other	PIC GROUP INC				51.50	513100	500018991	GHENT INSIDE MAINTENANCE FOR THE PERIOD 2/5 THRU 2/11/2012	Feb-2012
28,029	Other	PIC GROUP INC				48.68	511100	500018991	GHENT INSIDE MAINTENANCE FOR THE PERIOD 2/5 THRU 2/11/2012	Feb-2012
28,030	Other	PIC GROUP INC				48.68	512100	500018991	GHENT INSIDE MAINTENANCE FOR THE PERIOD 2/5 THRU 2/11/2012	Feb-2012
28,031	Other	PIC GROUP INC				48.68	512100	500018991	GHENT INSIDE MAINTENANCE FOR THE PERIOD 2/5 THRU 2/11/2012	Feb-2012
28,032	Other	PIC GROUP INC				48.68	512100	500018991	GHENT INSIDE MAINTENANCE FOR THE PERIOD 2/5 THRU 2/11/2012	Feb-2012
28,033	Other	PIC GROUP INC				48.68	512100	500018991	GHENT INSIDE MAINTENANCE FOR THE PERIOD 2/5 THRU 2/11/2012	Feb-2012
28,034	Other	PIC GROUP INC				34.33	513100	500018991	GHENT INSIDE MAINTENANCE FOR THE PERIOD 2/5 THRU 2/11/2012	Feb-2012
28,035	Other	PIC GROUP INC				24.34	512017	500018991	GHENT INSIDE MAINTENANCE FOR THE PERIOD 2/5 THRU 2/11/2012	Feb-2012

KENTUCKY UTILITIES COMPANY
Case No. 2012- 00221
Analysis of Professional Services Expenses For the Test Year

(A)	(B)	(C)	(D)	(E)	(F)	(G)	(H)	(I)		
Line No.	Type	Vendor	Rate Case	Audit	Other	Total	Account	Invoice	Description	Period
28,036	Other	PIC GROUP INC				24.34	512017	500018991	GHENT INSIDE MAINTENANCE FOR THE PERIOD 2/5 THRU 2/11/2012	Feb-2012
28,037	Other	PIC GROUP INC				24.34	513100	500018991	GHENT INSIDE MAINTENANCE FOR THE PERIOD 2/5 THRU 2/11/2012	Feb-2012
28,038	Other	PIC GROUP INC				24.34	513100	500018991	GHENT INSIDE MAINTENANCE FOR THE PERIOD 2/5 THRU 2/11/2012	Feb-2012
28,039	Other	PIC GROUP INC				24.34	513100	500018991	GHENT INSIDE MAINTENANCE FOR THE PERIOD 2/5 THRU 2/11/2012	Feb-2012
28,040	Other	PIC GROUP INC				24.34	513100	500018991	GHENT INSIDE MAINTENANCE FOR THE PERIOD 2/5 THRU 2/11/2012	Feb-2012
28,041	Other	PIC GROUP INC				24.34	513100	500018991	GHENT INSIDE MAINTENANCE FOR THE PERIOD 2/5 THRU 2/11/2012	Feb-2012
28,042	Other	PIC GROUP INC				17.17	512100	500018991	GHENT INSIDE MAINTENANCE FOR THE PERIOD 2/5 THRU 2/11/2012	Feb-2012
28,043	Other	PIC GROUP INC				17.17	512100	500018991	GHENT INSIDE MAINTENANCE FOR THE PERIOD 2/5 THRU 2/11/2012	Feb-2012
28,044	Other	PIC GROUP INC				17.17	512100	500018991	GHENT INSIDE MAINTENANCE FOR THE PERIOD 2/5 THRU 2/11/2012	Feb-2012
28,045	Other	PIC GROUP INC				4,024.80	513100	500019042	PAYMENT OF INVOICE #500019042-GHENT MILLWRIGHTS (AUX CREW) FOR THE PERIOD 2/12 THRU 2/18/12	Feb-2012
28,046	Other	PIC GROUP INC				2,786.40	512100	500019042	PAYMENT OF INVOICE #500019042-GHENT MILLWRIGHTS (AUX CREW) FOR THE PERIOD 2/12 THRU 2/18/12	Feb-2012
28,047	Other	PIC GROUP INC				1,548.00	512100	500019042	PAYMENT OF INVOICE #500019042-GHENT MILLWRIGHTS (AUX CREW) FOR THE PERIOD 2/12 THRU 2/18/12	Feb-2012
28,048	Other	PIC GROUP INC				928.80	513100	500019042	PAYMENT OF INVOICE #500019042-GHENT MILLWRIGHTS (AUX CREW) FOR THE PERIOD 2/12 THRU 2/18/12	Feb-2012
28,049	Other	PIC GROUP INC				875.20	512100	500019042	PAYMENT OF INVOICE #500019042-GHENT MILLWRIGHTS (AUX CREW) FOR THE PERIOD 2/12 THRU 2/18/12	Feb-2012
28,050	Other	PIC GROUP INC				875.20	513100	500019042	PAYMENT OF INVOICE #500019042-GHENT MILLWRIGHTS (AUX CREW) FOR THE PERIOD 2/12 THRU 2/18/12	Feb-2012
28,051	Other	PIC GROUP INC				619.20	512100	500019042	PAYMENT OF INVOICE #500019042-GHENT MILLWRIGHTS (AUX CREW) FOR THE PERIOD 2/12 THRU 2/18/12	Feb-2012
28,052	Other	PIC GROUP INC				619.20	513100	500019042	PAYMENT OF INVOICE #500019042-GHENT MILLWRIGHTS (AUX CREW) FOR THE PERIOD 2/12 THRU 2/18/12	Feb-2012
28,053	Other	PIC GROUP INC				309.60	513100	500019042	PAYMENT OF INVOICE #500019042-GHENT MILLWRIGHTS (AUX CREW) FOR THE PERIOD 2/12 THRU 2/18/12	Feb-2012
28,054	Other	PIC GROUP INC				218.80	512100	500019042	PAYMENT OF INVOICE #500019042-GHENT MILLWRIGHTS (AUX CREW) FOR THE PERIOD 2/12 THRU 2/18/12	Feb-2012
28,055	Other	PIC GROUP INC				218.80	512100	500019042	PAYMENT OF INVOICE #500019042-GHENT MILLWRIGHTS (AUX CREW) FOR THE PERIOD 2/12 THRU 2/18/12	Feb-2012
28,056	Other	PIC GROUP INC				218.80	512100	500019042	PAYMENT OF INVOICE #500019042-GHENT MILLWRIGHTS (AUX CREW) FOR THE PERIOD 2/12 THRU 2/18/12	Feb-2012
28,057	Other	PIC GROUP INC				218.80	512100	500019042	PAYMENT OF INVOICE #500019042-GHENT MILLWRIGHTS (AUX CREW) FOR THE PERIOD 2/12 THRU 2/18/12	Feb-2012
28,058	Other	PIC GROUP INC				3,903.92	512100	500019049	RESIDENTIAL MAINT 02/13 - 02/18/12	MAR-2012
28,059	Other	PIC GROUP INC				1,034.90	512017	500019049	RESIDENTIAL MAINT 02/13 - 02/18/12	MAR-2012
28,060	Other	PIC GROUP INC				682.94	512100	500019049	RESIDENTIAL MAINT 02/13 - 02/18/12	MAR-2012
28,061	Other	PIC GROUP INC				476.22	512100	500019049	RESIDENTIAL MAINT 02/13 - 02/18/12	MAR-2012
28,062	Other	PIC GROUP INC				289.66	512100	500019049	RESIDENTIAL MAINT 02/13 - 02/18/12	MAR-2012
28,063	Other	PIC GROUP INC				274.62	512055	500019049	RESIDENTIAL MAINT 02/13 - 02/18/12	MAR-2012
28,064	Other	PIC GROUP INC				206.90	512100	500019049	RESIDENTIAL MAINT 02/13 - 02/18/12	MAR-2012
28,065	Other	PIC GROUP INC				166.02	511100	500019049	RESIDENTIAL MAINT 02/13 - 02/18/12	MAR-2012
28,066	Other	PIC GROUP INC				165.52	512100	500019049	RESIDENTIAL MAINT 02/13 - 02/18/12	MAR-2012
28,067	Other	PIC GROUP INC				144.37	511100	500019049	RESIDENTIAL MAINT 02/13 - 02/18/12	MAR-2012
28,068	Other	PIC GROUP INC				137.32	512100	500019049	RESIDENTIAL MAINT 02/13 - 02/18/12	MAR-2012
28,069	Other	PIC GROUP INC				137.32	513100	500019049	RESIDENTIAL MAINT 02/13 - 02/18/12	MAR-2012
28,070	Other	PIC GROUP INC				124.14	512017	500019049	RESIDENTIAL MAINT 02/13 - 02/18/12	MAR-2012
28,071	Other	PIC GROUP INC				124.14	512100	500019049	RESIDENTIAL MAINT 02/13 - 02/18/12	MAR-2012
28,072	Other	PIC GROUP INC				102.99	512100	500019049	RESIDENTIAL MAINT 02/13 - 02/18/12	MAR-2012
28,073	Other	PIC GROUP INC				102.99	513100	500019049	RESIDENTIAL MAINT 02/13 - 02/18/12	MAR-2012
28,074	Other	PIC GROUP INC				82.76	512100	500019049	RESIDENTIAL MAINT 02/13 - 02/18/12	MAR-2012
28,075	Other	PIC GROUP INC				68.66	512017	500019049	RESIDENTIAL MAINT 02/13 - 02/18/12	MAR-2012
28,076	Other	PIC GROUP INC				68.66	512017	500019049	RESIDENTIAL MAINT 02/13 - 02/18/12	MAR-2012
28,077	Other	PIC GROUP INC				68.66	512017	500019049	RESIDENTIAL MAINT 02/13 - 02/18/12	MAR-2012
28,078	Other	PIC GROUP INC				68.66	512017	500019049	RESIDENTIAL MAINT 02/13 - 02/18/12	MAR-2012
28,079	Other	PIC GROUP INC				68.66	512100	500019049	RESIDENTIAL MAINT 02/13 - 02/18/12	MAR-2012
28,080	Other	PIC GROUP INC				68.66	513100	500019049	RESIDENTIAL MAINT 02/13 - 02/18/12	MAR-2012
28,081	Other	PIC GROUP INC				41.38	512100	500019049	RESIDENTIAL MAINT 02/13 - 02/18/12	MAR-2012
28,082	Other	PIC GROUP INC				41.38	512100	500019049	RESIDENTIAL MAINT 02/13 - 02/18/12	MAR-2012

KENTUCKY UTILITIES COMPANY
Case No. 2012- 00221
Analysis of Professional Services Expenses For the Test Year

(A)	(B)	(C)	(D)	(E)	(F)	(G)	(H)	(I)		
Line No.	Type	Vendor	Rate Case	Audit	Other	Total	Account	Invoice	Description	Period
28,083	Other	PIC GROUP INC				41.38	512100	500019049	RESIDENTIAL MAINT 02/13 - 02/18/12	MAR-2012
28,084	Other	PIC GROUP INC				34.33	511100	500019049	RESIDENTIAL MAINT 02/13 - 02/18/12	MAR-2012
28,085	Other	PIC GROUP INC				4,203.64	513100	500019052	PAYMENT OF INVOICE #500019052-GHENT MILLWRIGHTS (BASE CREW) FOR THE PERIOD 2/12 THRU 2-18/12	Feb-2012
28,086	Other	PIC GROUP INC				1,687.16	512100	500019052	PAYMENT OF INVOICE #500019052-GHENT MILLWRIGHTS (BASE CREW) FOR THE PERIOD 2/12 THRU 2-18/12	Feb-2012
28,087	Other	PIC GROUP INC				789.59	512100	500019052	PAYMENT OF INVOICE #500019052-GHENT MILLWRIGHTS (BASE CREW) FOR THE PERIOD 2/12 THRU 2-18/12	Feb-2012
28,088	Other	PIC GROUP INC				654.48	512100	500019052	PAYMENT OF INVOICE #500019052-GHENT MILLWRIGHTS (BASE CREW) FOR THE PERIOD 2/12 THRU 2-18/12	Feb-2012
28,089	Other	PIC GROUP INC				605.68	512100	500019052	PAYMENT OF INVOICE #500019052-GHENT MILLWRIGHTS (BASE CREW) FOR THE PERIOD 2/12 THRU 2-18/12	Feb-2012
28,090	Other	PIC GROUP INC				605.68	513100	500019052	PAYMENT OF INVOICE #500019052-GHENT MILLWRIGHTS (BASE CREW) FOR THE PERIOD 2/12 THRU 2-18/12	Feb-2012
28,091	Other	PIC GROUP INC				568.38	512100	500019052	PAYMENT OF INVOICE #500019052-GHENT MILLWRIGHTS (BASE CREW) FOR THE PERIOD 2/12 THRU 2-18/12	Feb-2012
28,092	Other	PIC GROUP INC				555.46	513100	500019052	PAYMENT OF INVOICE #500019052-GHENT MILLWRIGHTS (BASE CREW) FOR THE PERIOD 2/12 THRU 2-18/12	Feb-2012
28,093	Other	PIC GROUP INC				549.28	513100	500019052	PAYMENT OF INVOICE #500019052-GHENT MILLWRIGHTS (BASE CREW) FOR THE PERIOD 2/12 THRU 2-18/12	Feb-2012
28,094	Other	PIC GROUP INC				496.68	513100	500019052	PAYMENT OF INVOICE #500019052-GHENT MILLWRIGHTS (BASE CREW) FOR THE PERIOD 2/12 THRU 2-18/12	Feb-2012
28,095	Other	PIC GROUP INC				234.72	512100	500019052	PAYMENT OF INVOICE #500019052-GHENT MILLWRIGHTS (BASE CREW) FOR THE PERIOD 2/12 THRU 2-18/12	Feb-2012
28,096	Other	PIC GROUP INC				234.72	512100	500019052	PAYMENT OF INVOICE #500019052-GHENT MILLWRIGHTS (BASE CREW) FOR THE PERIOD 2/12 THRU 2-18/12	Feb-2012
28,097	Other	PIC GROUP INC				137.32	512100	500019052	PAYMENT OF INVOICE #500019052-GHENT MILLWRIGHTS (BASE CREW) FOR THE PERIOD 2/12 THRU 2-18/12	Feb-2012
28,098	Other	PIC GROUP INC				720.92	512100	500019053	GHENT OUTSIDE MAINTENANCE FOR THE PERIOD 2/12 THRU 2/18/12	Feb-2012
28,099	Other	PIC GROUP INC				594.00	513100	500019053	GHENT OUTSIDE MAINTENANCE FOR THE PERIOD 2/12 THRU 2/18/12	Feb-2012
28,100	Other	PIC GROUP INC				554.40	513100	500019053	GHENT OUTSIDE MAINTENANCE FOR THE PERIOD 2/12 THRU 2/18/12	Feb-2012
28,101	Other	PIC GROUP INC				509.32	512100	500019053	GHENT OUTSIDE MAINTENANCE FOR THE PERIOD 2/12 THRU 2/18/12	Feb-2012
28,102	Other	PIC GROUP INC				411.96	511100	500019053	GHENT OUTSIDE MAINTENANCE FOR THE PERIOD 2/12 THRU 2/18/12	Feb-2012
28,103	Other	PIC GROUP INC				411.96	512100	500019053	GHENT OUTSIDE MAINTENANCE FOR THE PERIOD 2/12 THRU 2/18/12	Feb-2012
28,104	Other	PIC GROUP INC				411.96	512100	500019053	GHENT OUTSIDE MAINTENANCE FOR THE PERIOD 2/12 THRU 2/18/12	Feb-2012
28,105	Other	PIC GROUP INC				343.30	512100	500019053	GHENT OUTSIDE MAINTENANCE FOR THE PERIOD 2/12 THRU 2/18/12	Feb-2012
28,106	Other	PIC GROUP INC				316.80	513100	500019053	GHENT OUTSIDE MAINTENANCE FOR THE PERIOD 2/12 THRU 2/18/12	Feb-2012
28,107	Other	PIC GROUP INC				274.64	512100	500019053	GHENT OUTSIDE MAINTENANCE FOR THE PERIOD 2/12 THRU 2/18/12	Feb-2012
28,108	Other	PIC GROUP INC				274.64	512100	500019053	GHENT OUTSIDE MAINTENANCE FOR THE PERIOD 2/12 THRU 2/18/12	Feb-2012
28,109	Other	PIC GROUP INC				274.64	512100	500019053	GHENT OUTSIDE MAINTENANCE FOR THE PERIOD 2/12 THRU 2/18/12	Feb-2012
28,110	Other	PIC GROUP INC				144.50	512100	500019053	GHENT OUTSIDE MAINTENANCE FOR THE PERIOD 2/12 THRU 2/18/12	Feb-2012
28,111	Other	PIC GROUP INC				137.32	512005	500019053	GHENT OUTSIDE MAINTENANCE FOR THE PERIOD 2/12 THRU 2/18/12	Feb-2012
28,112	Other	PIC GROUP INC				137.32	512100	500019053	GHENT OUTSIDE MAINTENANCE FOR THE PERIOD 2/12 THRU 2/18/12	Feb-2012
28,113	Other	PIC GROUP INC				137.32	512100	500019053	GHENT OUTSIDE MAINTENANCE FOR THE PERIOD 2/12 THRU 2/18/12	Feb-2012
28,114	Other	PIC GROUP INC				137.32	512100	500019053	GHENT OUTSIDE MAINTENANCE FOR THE PERIOD 2/12 THRU 2/18/12	Feb-2012
28,115	Other	PIC GROUP INC				137.32	512100	500019053	GHENT OUTSIDE MAINTENANCE FOR THE PERIOD 2/12 THRU 2/18/12	Feb-2012
28,116	Other	PIC GROUP INC				97.36	512100	500019053	GHENT OUTSIDE MAINTENANCE FOR THE PERIOD 2/12 THRU 2/18/12	Feb-2012
28,117	Other	PIC GROUP INC				97.36	513100	500019053	GHENT OUTSIDE MAINTENANCE FOR THE PERIOD 2/12 THRU 2/18/12	Feb-2012
28,118	Other	PIC GROUP INC				85.83	514100	500019053	GHENT OUTSIDE MAINTENANCE FOR THE PERIOD 2/12 THRU 2/18/12	Feb-2012
28,119	Other	PIC GROUP INC				79.20	512100	500019053	GHENT OUTSIDE MAINTENANCE FOR THE PERIOD 2/12 THRU 2/18/12	Feb-2012
28,120	Other	PIC GROUP INC				68.66	512100	500019053	GHENT OUTSIDE MAINTENANCE FOR THE PERIOD 2/12 THRU 2/18/12	Feb-2012
28,121	Other	PIC GROUP INC				34.33	512005	500019053	GHENT OUTSIDE MAINTENANCE FOR THE PERIOD 2/12 THRU 2/18/12	Feb-2012
28,122	Other	PIC GROUP INC				34.33	512017	500019053	GHENT OUTSIDE MAINTENANCE FOR THE PERIOD 2/12 THRU 2/18/12	Feb-2012
28,123	Other	PIC GROUP INC				34.33	512100	500019053	GHENT OUTSIDE MAINTENANCE FOR THE PERIOD 2/12 THRU 2/18/12	Feb-2012
28,124	Other	PIC GROUP INC				34.33	512100	500019053	GHENT OUTSIDE MAINTENANCE FOR THE PERIOD 2/12 THRU 2/18/12	Feb-2012
28,125	Other	PIC GROUP INC				34.33	512100	500019053	GHENT OUTSIDE MAINTENANCE FOR THE PERIOD 2/12 THRU 2/18/12	Feb-2012
28,126	Other	PIC GROUP INC				34.33	512100	500019053	GHENT OUTSIDE MAINTENANCE FOR THE PERIOD 2/12 THRU 2/18/12	Feb-2012
28,127	Other	PIC GROUP INC				34.33	512100	500019053	GHENT OUTSIDE MAINTENANCE FOR THE PERIOD 2/12 THRU 2/18/12	Feb-2012
28,128	Other	PIC GROUP INC				34.33	512100	500019053	GHENT OUTSIDE MAINTENANCE FOR THE PERIOD 2/12 THRU 2/18/12	Feb-2012
28,129	Other	PIC GROUP INC				34.33	513100	500019053	GHENT OUTSIDE MAINTENANCE FOR THE PERIOD 2/12 THRU 2/18/12	Feb-2012

KENTUCKY UTILITIES COMPANY
Case No. 2012- 00221
Analysis of Professional Services Expenses For the Test Year

(A)	(B)	(C)	(D)	(E)	(F)	(G)	(H)	(I)		
Line No.	Type	Vendor	Rate Case	Audit	Other	Total	Account	Invoice	Description	Period
28,130	Other	PIC GROUP INC				34.33	514100	500019053	GHENT OUTSIDE MAINTENANCE FOR THE PERIOD 2/12 THRU 2/18/12	Feb-2012
28,131	Other	PIC GROUP INC				951.74	513100	500019054	GHENT INSIDE MAINTENANCE FOR THE PERIOD 2/12 THRU 2/18/2012	Feb-2012
28,132	Other	PIC GROUP INC				778.88	512017	500019054	GHENT INSIDE MAINTENANCE FOR THE PERIOD 2/12 THRU 2/18/2012	Feb-2012
28,133	Other	PIC GROUP INC				662.08	512100	500019054	GHENT INSIDE MAINTENANCE FOR THE PERIOD 2/12 THRU 2/18/2012	Feb-2012
28,134	Other	PIC GROUP INC				549.28	512017	500019054	GHENT INSIDE MAINTENANCE FOR THE PERIOD 2/12 THRU 2/18/2012	Feb-2012
28,135	Other	PIC GROUP INC				469.44	512100	500019054	GHENT INSIDE MAINTENANCE FOR THE PERIOD 2/12 THRU 2/18/2012	Feb-2012
28,136	Other	PIC GROUP INC				411.96	512017	500019054	GHENT INSIDE MAINTENANCE FOR THE PERIOD 2/12 THRU 2/18/2012	Feb-2012
28,137	Other	PIC GROUP INC				274.64	512017	500019054	GHENT INSIDE MAINTENANCE FOR THE PERIOD 2/12 THRU 2/18/2012	Feb-2012
28,138	Other	PIC GROUP INC				274.64	512017	500019054	GHENT INSIDE MAINTENANCE FOR THE PERIOD 2/12 THRU 2/18/2012	Feb-2012
28,139	Other	PIC GROUP INC				274.64	512017	500019054	GHENT INSIDE MAINTENANCE FOR THE PERIOD 2/12 THRU 2/18/2012	Feb-2012
28,140	Other	PIC GROUP INC				274.64	512017	500019054	GHENT INSIDE MAINTENANCE FOR THE PERIOD 2/12 THRU 2/18/2012	Feb-2012
28,141	Other	PIC GROUP INC				274.64	512100	500019054	GHENT INSIDE MAINTENANCE FOR THE PERIOD 2/12 THRU 2/18/2012	Feb-2012
28,142	Other	PIC GROUP INC				274.64	512100	500019054	GHENT INSIDE MAINTENANCE FOR THE PERIOD 2/12 THRU 2/18/2012	Feb-2012
28,143	Other	PIC GROUP INC				274.64	512100	500019054	GHENT INSIDE MAINTENANCE FOR THE PERIOD 2/12 THRU 2/18/2012	Feb-2012
28,144	Other	PIC GROUP INC				274.64	512100	500019054	GHENT INSIDE MAINTENANCE FOR THE PERIOD 2/12 THRU 2/18/2012	Feb-2012
28,145	Other	PIC GROUP INC				137.32	512011	500019054	GHENT INSIDE MAINTENANCE FOR THE PERIOD 2/12 THRU 2/18/2012	Feb-2012
28,146	Other	PIC GROUP INC				137.32	513100	500019054	GHENT INSIDE MAINTENANCE FOR THE PERIOD 2/12 THRU 2/18/2012	Feb-2012
28,147	Other	PIC GROUP INC				102.99	511100	500019054	GHENT INSIDE MAINTENANCE FOR THE PERIOD 2/12 THRU 2/18/2012	Feb-2012
28,148	Other	PIC GROUP INC				73.02	512100	500019054	GHENT INSIDE MAINTENANCE FOR THE PERIOD 2/12 THRU 2/18/2012	Feb-2012
28,149	Other	PIC GROUP INC				73.02	512100	500019054	GHENT INSIDE MAINTENANCE FOR THE PERIOD 2/12 THRU 2/18/2012	Feb-2012
28,150	Other	PIC GROUP INC				73.02	512100	500019054	GHENT INSIDE MAINTENANCE FOR THE PERIOD 2/12 THRU 2/18/2012	Feb-2012
28,151	Other	PIC GROUP INC				73.02	512100	500019054	GHENT INSIDE MAINTENANCE FOR THE PERIOD 2/12 THRU 2/18/2012	Feb-2012
28,152	Other	PIC GROUP INC				68.66	512100	500019054	GHENT INSIDE MAINTENANCE FOR THE PERIOD 2/12 THRU 2/18/2012	Feb-2012
28,153	Other	PIC GROUP INC				68.66	512100	500019054	GHENT INSIDE MAINTENANCE FOR THE PERIOD 2/12 THRU 2/18/2012	Feb-2012
28,154	Other	PIC GROUP INC				68.66	512100	500019054	GHENT INSIDE MAINTENANCE FOR THE PERIOD 2/12 THRU 2/18/2012	Feb-2012
28,155	Other	PIC GROUP INC				68.66	512100	500019054	GHENT INSIDE MAINTENANCE FOR THE PERIOD 2/12 THRU 2/18/2012	Feb-2012
28,156	Other	PIC GROUP INC				68.66	514100	500019054	GHENT INSIDE MAINTENANCE FOR THE PERIOD 2/12 THRU 2/18/2012	Feb-2012
28,157	Other	PIC GROUP INC				68.66	514100	500019054	GHENT INSIDE MAINTENANCE FOR THE PERIOD 2/12 THRU 2/18/2012	Feb-2012
28,158	Other	PIC GROUP INC				51.50	512017	500019054	GHENT INSIDE MAINTENANCE FOR THE PERIOD 2/12 THRU 2/18/2012	Feb-2012
28,159	Other	PIC GROUP INC				51.50	512017	500019054	GHENT INSIDE MAINTENANCE FOR THE PERIOD 2/12 THRU 2/18/2012	Feb-2012
28,160	Other	PIC GROUP INC				48.68	512100	500019054	GHENT INSIDE MAINTENANCE FOR THE PERIOD 2/12 THRU 2/18/2012	Feb-2012
28,161	Other	PIC GROUP INC				48.65	512100	500019054	GHENT INSIDE MAINTENANCE FOR THE PERIOD 2/12 THRU 2/18/2012	Feb-2012
28,162	Other	PIC GROUP INC				41.38	512100	500019054	GHENT INSIDE MAINTENANCE FOR THE PERIOD 2/12 THRU 2/18/2012	Feb-2012
28,163	Other	PIC GROUP INC				34.33	511100	500019054	GHENT INSIDE MAINTENANCE FOR THE PERIOD 2/12 THRU 2/18/2012	Feb-2012
28,164	Other	PIC GROUP INC				34.33	512017	500019054	GHENT INSIDE MAINTENANCE FOR THE PERIOD 2/12 THRU 2/18/2012	Feb-2012
28,165	Other	PIC GROUP INC				34.33	512017	500019054	GHENT INSIDE MAINTENANCE FOR THE PERIOD 2/12 THRU 2/18/2012	Feb-2012
28,166	Other	PIC GROUP INC				34.33	513100	500019054	GHENT INSIDE MAINTENANCE FOR THE PERIOD 2/12 THRU 2/18/2012	Feb-2012
28,167	Other	PIC GROUP INC				34.33	513100	500019054	GHENT INSIDE MAINTENANCE FOR THE PERIOD 2/12 THRU 2/18/2012	Feb-2012
28,168	Other	PIC GROUP INC				34.33	513100	500019054	GHENT INSIDE MAINTENANCE FOR THE PERIOD 2/12 THRU 2/18/2012	Feb-2012
28,169	Other	PIC GROUP INC				34.33	513100	500019054	GHENT INSIDE MAINTENANCE FOR THE PERIOD 2/12 THRU 2/18/2012	Feb-2012
28,170	Other	PIC GROUP INC				34.33	514100	500019054	GHENT INSIDE MAINTENANCE FOR THE PERIOD 2/12 THRU 2/18/2012	Feb-2012
28,171	Other	PIC GROUP INC				17.17	511100	500019054	GHENT INSIDE MAINTENANCE FOR THE PERIOD 2/12 THRU 2/18/2012	Feb-2012
28,172	Other	PIC GROUP INC				17.17	512100	500019054	GHENT INSIDE MAINTENANCE FOR THE PERIOD 2/12 THRU 2/18/2012	Feb-2012
28,173	Other	PIC GROUP INC				17.17	513100	500019054	GHENT INSIDE MAINTENANCE FOR THE PERIOD 2/12 THRU 2/18/2012	Feb-2012
28,174	Other	PIC GROUP INC				17.17	513100	500019054	GHENT INSIDE MAINTENANCE FOR THE PERIOD 2/12 THRU 2/18/2012	Feb-2012
28,175	Other	PIC GROUP INC				3,483.00	512100	500019199	PAYMENT OF INVOICE #500019199--GHENT AUX CREW FOR THE PERIOD 2/19 THRU 2/25/12	MAR-2012
28,176	Other	PIC GROUP INC				3,096.00	512100	500019199	PAYMENT OF INVOICE #500019199--GHENT AUX CREW FOR THE PERIOD 2/19 THRU 2/25/12	MAR-2012
28,177	Other	PIC GROUP INC				2,622.45	512100	500019199	PAYMENT OF INVOICE #500019199--GHENT AUX CREW FOR THE PERIOD 2/19 THRU 2/25/12	MAR-2012
28,178	Other	PIC GROUP INC				2,433.60	512100	500019199	PAYMENT OF INVOICE #500019199--GHENT AUX CREW FOR THE PERIOD 2/19 THRU 2/25/12	MAR-2012
28,179	Other	PIC GROUP INC				1,841.20	512100	500019199	PAYMENT OF INVOICE #500019199--GHENT AUX CREW FOR THE PERIOD 2/19 THRU 2/25/12	MAR-2012
28,180	Other	PIC GROUP INC				1,238.40	511100	500019199	PAYMENT OF INVOICE #500019199--GHENT AUX CREW FOR THE PERIOD 2/19 THRU 2/25/12	MAR-2012
28,181	Other	PIC GROUP INC				774.00	513100	500019199	PAYMENT OF INVOICE #500019199--GHENT AUX CREW FOR THE PERIOD 2/19 THRU 2/25/12	MAR-2012

KENTUCKY UTILITIES COMPANY
Case No. 2012- 00221
Analysis of Professional Services Expenses For the Test Year

(A)	(B)	(C)	(D)	(E)	(F)	(G)	(H)	(I)		
Line No.	Type	Vendor	Rate Case	Audit	Other	Total	Account	Invoice	Description	Period
28,182	Other	PIC GROUP INC				619.20	512100	500019199	PAYMENT OF INVOICE #500019199--GHENT AUX CREW FOR THE PERIOD 2/19 THRU 2/25/12	MAR-2012
28,183	Other	PIC GROUP INC				547.00	512100	500019199	PAYMENT OF INVOICE #500019199--GHENT AUX CREW FOR THE PERIOD 2/19 THRU 2/25/12	MAR-2012
28,184	Other	PIC GROUP INC				464.40	512100	500019199	PAYMENT OF INVOICE #500019199--GHENT AUX CREW FOR THE PERIOD 2/19 THRU 2/25/12	MAR-2012
28,185	Other	PIC GROUP INC				387.00	512100	500019199	PAYMENT OF INVOICE #500019199--GHENT AUX CREW FOR THE PERIOD 2/19 THRU 2/25/12	MAR-2012
28,186	Other	PIC GROUP INC				193.50	512100	500019199	PAYMENT OF INVOICE #500019199--GHENT AUX CREW FOR THE PERIOD 2/19 THRU 2/25/12	MAR-2012
28,187	Other	PIC GROUP INC				7,206.25	512100	500019209	RESIDENTIAL LABOR 02/20 - 02/26/12	MAR-2012
28,188	Other	PIC GROUP INC				571.35	512017	500019209	RESIDENTIAL LABOR 02/20 - 02/26/12	MAR-2012
28,189	Other	PIC GROUP INC				549.28	513100	500019209	RESIDENTIAL LABOR 02/20 - 02/26/12	MAR-2012
28,190	Other	PIC GROUP INC				526.43	512017	500019209	RESIDENTIAL LABOR 02/20 - 02/26/12	MAR-2012
28,191	Other	PIC GROUP INC				514.95	513100	500019209	RESIDENTIAL LABOR 02/20 - 02/26/12	MAR-2012
28,192	Other	PIC GROUP INC				492.12	512017	500019209	RESIDENTIAL LABOR 02/20 - 02/26/12	MAR-2012
28,193	Other	PIC GROUP INC				368.59	512055	500019209	RESIDENTIAL LABOR 02/20 - 02/26/12	MAR-2012
28,194	Other	PIC GROUP INC				178.70	511100	500019209	RESIDENTIAL LABOR 02/20 - 02/26/12	MAR-2012
28,195	Other	PIC GROUP INC				93.01	511100	500019209	RESIDENTIAL LABOR 02/20 - 02/26/12	MAR-2012
28,196	Other	PIC GROUP INC				93.01	512100	500019209	RESIDENTIAL LABOR 02/20 - 02/26/12	MAR-2012
28,197	Other	PIC GROUP INC				93.01	512100	500019209	RESIDENTIAL LABOR 02/20 - 02/26/12	MAR-2012
28,198	Other	PIC GROUP INC				80.84	512017	500019209	RESIDENTIAL LABOR 02/20 - 02/26/12	MAR-2012
28,199	Other	PIC GROUP INC				58.68	513100	500019209	RESIDENTIAL LABOR 02/20 - 02/26/12	MAR-2012
28,200	Other	PIC GROUP INC				(2,901.20)	512100	500019212	GHENT MILLWRIGHTS (BASE CREW) FOR THE PERIOD 2/19 THRU 2/25/12	MAR-2012
28,201	Other	PIC GROUP INC				2,774.39	512100	500019212	PAYMENT OF INVOICE #500019212--GHENT BASE CREW FOR THE PERIOD 2/19 THRU 2/25/12	MAR-2012
28,202	Other	PIC GROUP INC				2,494.08	512100	500019212	PAYMENT OF INVOICE #500019212--GHENT BASE CREW FOR THE PERIOD 2/19 THRU 2/25/12	MAR-2012
28,203	Other	PIC GROUP INC				1,928.00	512100	500019212	PAYMENT OF INVOICE #500019212--GHENT BASE CREW FOR THE PERIOD 2/19 THRU 2/25/12	MAR-2012
28,204	Other	PIC GROUP INC				1,478.05	512100	500019212	PAYMENT OF INVOICE #500019212--GHENT BASE CREW FOR THE PERIOD 2/19 THRU 2/25/12	MAR-2012
28,205	Other	PIC GROUP INC				1,010.69	512100	500019212	PAYMENT OF INVOICE #500019212--GHENT BASE CREW FOR THE PERIOD 2/19 THRU 2/25/12	MAR-2012
28,206	Other	PIC GROUP INC				958.80	512100	500019212	PAYMENT OF INVOICE #500019212--GHENT BASE CREW FOR THE PERIOD 2/19 THRU 2/25/12	MAR-2012
28,207	Other	PIC GROUP INC				919.52	512100	500019212	PAYMENT OF INVOICE #500019212--GHENT BASE CREW FOR THE PERIOD 2/19 THRU 2/25/12	MAR-2012
28,208	Other	PIC GROUP INC				886.67	513100	500019212	PAYMENT OF INVOICE #500019212--GHENT BASE CREW FOR THE PERIOD 2/19 THRU 2/25/12	MAR-2012
28,209	Other	PIC GROUP INC				659.30	512100	500019212	PAYMENT OF INVOICE #500019212--GHENT BASE CREW FOR THE PERIOD 2/19 THRU 2/25/12	MAR-2012
28,210	Other	PIC GROUP INC				412.06	512100	500019212	PAYMENT OF INVOICE #500019212--GHENT BASE CREW FOR THE PERIOD 2/19 THRU 2/25/12	MAR-2012
28,211	Other	PIC GROUP INC				293.16	512100	500019212	PAYMENT OF INVOICE #500019212--GHENT BASE CREW FOR THE PERIOD 2/19 THRU 2/25/12	MAR-2012
28,212	Other	PIC GROUP INC				88.11	512100	500019212	PAYMENT OF INVOICE #500019212--GHENT BASE CREW FOR THE PERIOD 2/19 THRU 2/25/12	MAR-2012
28,213	Other	PIC GROUP INC				86.33	512100	500019212	PAYMENT OF INVOICE #500019212--GHENT BASE CREW FOR THE PERIOD 2/19 THRU 2/25/12	MAR-2012
28,214	Other	PIC GROUP INC				4,739.31	512100	500019213	GHENT OUTSIDE MAINTENANCE FOR THE PERIOD 2/19 THRU 2/25/2012	MAR-2012
28,215	Other	PIC GROUP INC				1,485.46	512100	500019213	GHENT OUTSIDE MAINTENANCE FOR THE PERIOD 2/19 THRU 2/25/2012	MAR-2012
28,216	Other	PIC GROUP INC				1,235.88	512100	500019213	GHENT OUTSIDE MAINTENANCE FOR THE PERIOD 2/19 THRU 2/25/2012	MAR-2012
28,217	Other	PIC GROUP INC				535.48	514100	500019213	GHENT OUTSIDE MAINTENANCE FOR THE PERIOD 2/19 THRU 2/25/2012	MAR-2012
28,218	Other	PIC GROUP INC				343.30	512100	500019213	GHENT OUTSIDE MAINTENANCE FOR THE PERIOD 2/19 THRU 2/25/2012	MAR-2012
28,219	Other	PIC GROUP INC				343.30	513100	500019213	GHENT OUTSIDE MAINTENANCE FOR THE PERIOD 2/19 THRU 2/25/2012	MAR-2012
28,220	Other	PIC GROUP INC				343.30	513100	500019213	GHENT OUTSIDE MAINTENANCE FOR THE PERIOD 2/19 THRU 2/25/2012	MAR-2012
28,221	Other	PIC GROUP INC				343.30	513100	500019213	GHENT OUTSIDE MAINTENANCE FOR THE PERIOD 2/19 THRU 2/25/2012	MAR-2012
28,222	Other	PIC GROUP INC				171.65	512100	500019213	GHENT OUTSIDE MAINTENANCE FOR THE PERIOD 2/19 THRU 2/25/2012	MAR-2012
28,223	Other	PIC GROUP INC				171.65	512100	500019213	GHENT OUTSIDE MAINTENANCE FOR THE PERIOD 2/19 THRU 2/25/2012	MAR-2012

KENTUCKY UTILITIES COMPANY
Case No. 2012- 00221
Analysis of Professional Services Expenses For the Test Year

(A)	(B)	(C)	(D)	(E)	(F)	(G)	(H)	(I)		
Line No.	Type	Vendor	Rate Case	Audit	Other	Total	Account	Invoice	Description	Period
28,224	Other	PIC GROUP INC				137.32	512005	500019213	GHENT OUTSIDE MAINTENANCE FOR THE PERIOD 2/19 THRU 2/25/2012	MAR-2012
28,225	Other	PIC GROUP INC				97.36	512100	500019213	GHENT OUTSIDE MAINTENANCE FOR THE PERIOD 2/19 THRU 2/25/2012	MAR-2012
28,226	Other	PIC GROUP INC				97.36	514100	500019213	GHENT OUTSIDE MAINTENANCE FOR THE PERIOD 2/19 THRU 2/25/2012	MAR-2012
28,227	Other	PIC GROUP INC				48.68	514100	500019213	GHENT OUTSIDE MAINTENANCE FOR THE PERIOD 2/19 THRU 2/25/2012	MAR-2012
28,228	Other	PIC GROUP INC				48.68	514100	500019213	GHENT OUTSIDE MAINTENANCE FOR THE PERIOD 2/19 THRU 2/25/2012	MAR-2012
28,229	Other	PIC GROUP INC				1,350.68	512017	500019214	GHENT INSIDE MAINTENANCE FOR THE PERIOD 2/19 THRU 2/25/2012	MAR-2012
28,230	Other	PIC GROUP INC				1,148.82	512100	500019214	GHENT INSIDE MAINTENANCE FOR THE PERIOD 2/19 THRU 2/25/2012	MAR-2012
28,231	Other	PIC GROUP INC				1,073.50	512100	500019214	GHENT INSIDE MAINTENANCE FOR THE PERIOD 2/19 THRU 2/25/2012	MAR-2012
28,232	Other	PIC GROUP INC				941.92	512100	500019214	GHENT INSIDE MAINTENANCE FOR THE PERIOD 2/19 THRU 2/25/2012	MAR-2012
28,233	Other	PIC GROUP INC				823.92	512100	500019214	GHENT INSIDE MAINTENANCE FOR THE PERIOD 2/19 THRU 2/25/2012	MAR-2012
28,234	Other	PIC GROUP INC				778.88	512100	500019214	GHENT INSIDE MAINTENANCE FOR THE PERIOD 2/19 THRU 2/25/2012	MAR-2012
28,235	Other	PIC GROUP INC				517.25	512100	500019214	GHENT INSIDE MAINTENANCE FOR THE PERIOD 2/19 THRU 2/25/2012	MAR-2012
28,236	Other	PIC GROUP INC				480.62	513100	500019214	GHENT INSIDE MAINTENANCE FOR THE PERIOD 2/19 THRU 2/25/2012	MAR-2012
28,237	Other	PIC GROUP INC				480.62	513100	500019214	GHENT INSIDE MAINTENANCE FOR THE PERIOD 2/19 THRU 2/25/2012	MAR-2012
28,238	Other	PIC GROUP INC				406.33	512100	500019214	GHENT INSIDE MAINTENANCE FOR THE PERIOD 2/19 THRU 2/25/2012	MAR-2012
28,239	Other	PIC GROUP INC				406.33	512100	500019214	GHENT INSIDE MAINTENANCE FOR THE PERIOD 2/19 THRU 2/25/2012	MAR-2012
28,240	Other	PIC GROUP INC				343.30	513100	500019214	GHENT INSIDE MAINTENANCE FOR THE PERIOD 2/19 THRU 2/25/2012	MAR-2012
28,241	Other	PIC GROUP INC				340.76	512100	500019214	GHENT INSIDE MAINTENANCE FOR THE PERIOD 2/19 THRU 2/25/2012	MAR-2012
28,242	Other	PIC GROUP INC				340.76	512100	500019214	GHENT INSIDE MAINTENANCE FOR THE PERIOD 2/19 THRU 2/25/2012	MAR-2012
28,243	Other	PIC GROUP INC				274.64	512100	500019214	GHENT INSIDE MAINTENANCE FOR THE PERIOD 2/19 THRU 2/25/2012	MAR-2012
28,244	Other	PIC GROUP INC				274.64	512100	500019214	GHENT INSIDE MAINTENANCE FOR THE PERIOD 2/19 THRU 2/25/2012	MAR-2012
28,245	Other	PIC GROUP INC				205.98	512100	500019214	GHENT INSIDE MAINTENANCE FOR THE PERIOD 2/19 THRU 2/25/2012	MAR-2012
28,246	Other	PIC GROUP INC				166.02	512100	500019214	GHENT INSIDE MAINTENANCE FOR THE PERIOD 2/19 THRU 2/25/2012	MAR-2012
28,247	Other	PIC GROUP INC				146.04	512100	500019214	GHENT INSIDE MAINTENANCE FOR THE PERIOD 2/19 THRU 2/25/2012	MAR-2012
28,248	Other	PIC GROUP INC				137.32	512100	500019214	GHENT INSIDE MAINTENANCE FOR THE PERIOD 2/19 THRU 2/25/2012	MAR-2012
28,249	Other	PIC GROUP INC				137.32	512100	500019214	GHENT INSIDE MAINTENANCE FOR THE PERIOD 2/19 THRU 2/25/2012	MAR-2012
28,250	Other	PIC GROUP INC				137.32	512100	500019214	GHENT INSIDE MAINTENANCE FOR THE PERIOD 2/19 THRU 2/25/2012	MAR-2012
28,251	Other	PIC GROUP INC				103.45	512100	500019214	GHENT INSIDE MAINTENANCE FOR THE PERIOD 2/19 THRU 2/25/2012	MAR-2012
28,252	Other	PIC GROUP INC				102.99	512100	500019214	GHENT INSIDE MAINTENANCE FOR THE PERIOD 2/19 THRU 2/25/2012	MAR-2012
28,253	Other	PIC GROUP INC				102.99	512100	500019214	GHENT INSIDE MAINTENANCE FOR THE PERIOD 2/19 THRU 2/25/2012	MAR-2012
28,254	Other	PIC GROUP INC				8,910.60	512100	500019290	PAYMENT OF INVOICE#500019290--GHENT AUX CREW FOR THE PERIOD 2/26 THRU 3/3/2012	MAR-2012
28,255	Other	PIC GROUP INC				6,327.40	512100	500019290	PAYMENT OF INVOICE#500019290--GHENT AUX CREW FOR THE PERIOD 2/26 THRU 3/3/2012	MAR-2012
28,256	Other	PIC GROUP INC				4,646.20	512100	500019290	PAYMENT OF INVOICE#500019290--GHENT AUX CREW FOR THE PERIOD 2/26 THRU 3/3/2012	MAR-2012
28,257	Other	PIC GROUP INC				4,597.80	512100	500019290	PAYMENT OF INVOICE#500019290--GHENT AUX CREW FOR THE PERIOD 2/26 THRU 3/3/2012	MAR-2012
28,258	Other	PIC GROUP INC				1,841.20	512100	500019290	PAYMENT OF INVOICE#500019290--GHENT AUX CREW FOR THE PERIOD 2/26 THRU 3/3/2012	MAR-2012
28,259	Other	PIC GROUP INC				1,393.20	512100	500019290	PAYMENT OF INVOICE#500019290--GHENT AUX CREW FOR THE PERIOD 2/26 THRU 3/3/2012	MAR-2012
28,260	Other	PIC GROUP INC				774.00	512017	500019290	PAYMENT OF INVOICE#500019290--GHENT AUX CREW FOR THE PERIOD 2/26 THRU 3/3/2012	MAR-2012
28,261	Other	PIC GROUP INC				387.00	512100	500019290	PAYMENT OF INVOICE#500019290--GHENT AUX CREW FOR THE PERIOD 2/26 THRU 3/3/2012	MAR-2012
28,262	Other	PIC GROUP INC				387.00	512100	500019290	PAYMENT OF INVOICE#500019290--GHENT AUX CREW FOR THE PERIOD 2/26 THRU 3/3/2012	MAR-2012
28,263	Other	PIC GROUP INC				1,750.83	512100	500019300	RESIDENTIAL MAINT 02/27 - 03/02/12	MAR-2012
28,264	Other	PIC GROUP INC				995.57	512100	500019300	RESIDENTIAL MAINT 02/27 - 03/02/12	MAR-2012
28,265	Other	PIC GROUP INC				496.56	513100	500019300	RESIDENTIAL MAINT 02/27 - 03/02/12	MAR-2012
28,266	Other	PIC GROUP INC				377.63	511100	500019300	RESIDENTIAL MAINT 02/27 - 03/02/12	MAR-2012
28,267	Other	PIC GROUP INC				343.30	512017	500019300	RESIDENTIAL MAINT 02/27 - 03/02/12	MAR-2012
28,268	Other	PIC GROUP INC				331.04	512100	500019300	RESIDENTIAL MAINT 02/27 - 03/02/12	MAR-2012
28,269	Other	PIC GROUP INC				312.06	512017	500019300	RESIDENTIAL MAINT 02/27 - 03/02/12	MAR-2012
28,270	Other	PIC GROUP INC				292.08	511100	500019300	RESIDENTIAL MAINT 02/27 - 03/02/12	MAR-2012
28,271	Other	PIC GROUP INC				274.64	511100	500019300	RESIDENTIAL MAINT 02/27 - 03/02/12	MAR-2012
28,272	Other	PIC GROUP INC				248.28	512100	500019300	RESIDENTIAL MAINT 02/27 - 03/02/12	MAR-2012
28,273	Other	PIC GROUP INC				194.72	514100	500019300	RESIDENTIAL MAINT 02/27 - 03/02/12	MAR-2012
28,274	Other	PIC GROUP INC				194.72	514100	500019300	RESIDENTIAL MAINT 02/27 - 03/02/12	MAR-2012

KENTUCKY UTILITIES COMPANY
Case No. 2012- 00221
Analysis of Professional Services Expenses For the Test Year

(A)	(B)	(C)	(D)	(E)	(F)	(G)	(H)	(I)		
Line No.	Type	Vendor	Rate Case	Audit	Other	Total	Account	Invoice	Description	Period
28,275	Other	PIC GROUP INC				178.70	511100	500019300	RESIDENTIAL MAINT 02/27 - 03/02/12	MAR-2012
28,276	Other	PIC GROUP INC				171.65	512017	500019300	RESIDENTIAL MAINT 02/27 - 03/02/12	MAR-2012
28,277	Other	PIC GROUP INC				171.65	512055	500019300	RESIDENTIAL MAINT 02/27 - 03/02/12	MAR-2012
28,278	Other	PIC GROUP INC				165.52	513100	500019300	RESIDENTIAL MAINT 02/27 - 03/02/12	MAR-2012
28,279	Other	PIC GROUP INC				137.32	512100	500019300	RESIDENTIAL MAINT 02/27 - 03/02/12	MAR-2012
28,280	Other	PIC GROUP INC				137.32	512100	500019300	RESIDENTIAL MAINT 02/27 - 03/02/12	MAR-2012
28,281	Other	PIC GROUP INC				124.14	511100	500019300	RESIDENTIAL MAINT 02/27 - 03/02/12	MAR-2012
28,282	Other	PIC GROUP INC				124.14	512055	500019300	RESIDENTIAL MAINT 02/27 - 03/02/12	MAR-2012
28,283	Other	PIC GROUP INC				102.99	554100	500019300	RESIDENTIAL MAINT 02/27 - 03/02/12	MAR-2012
28,284	Other	PIC GROUP INC				82.76	512100	500019300	RESIDENTIAL MAINT 02/27 - 03/02/12	MAR-2012
28,285	Other	PIC GROUP INC				68.66	512017	500019300	RESIDENTIAL MAINT 02/27 - 03/02/12	MAR-2012
28,286	Other	PIC GROUP INC				68.66	512017	500019300	RESIDENTIAL MAINT 02/27 - 03/02/12	MAR-2012
28,287	Other	PIC GROUP INC				68.66	512017	500019300	RESIDENTIAL MAINT 02/27 - 03/02/12	MAR-2012
28,288	Other	PIC GROUP INC				68.66	512100	500019300	RESIDENTIAL MAINT 02/27 - 03/02/12	MAR-2012
28,289	Other	PIC GROUP INC				34.33	512017	500019300	RESIDENTIAL MAINT 02/27 - 03/02/12	MAR-2012
28,290	Other	PIC GROUP INC				34.33	512100	500019300	RESIDENTIAL MAINT 02/27 - 03/02/12	MAR-2012
28,291	Other	PIC GROUP INC				34.33	512100	500019300	RESIDENTIAL MAINT 02/27 - 03/02/12	MAR-2012
28,292	Other	PIC GROUP INC				3,595.03	512100	500019303	PAYMENT OF INVOICE#500019303--GHENT BASE CREW FOR THE PERIOD 2/26 THRU 3/3/2012	MAR-2012
28,293	Other	PIC GROUP INC				3,467.20	512100	500019303	PAYMENT OF INVOICE#500019303--GHENT BASE CREW FOR THE PERIOD 2/26 THRU 3/3/2012	MAR-2012
28,294	Other	PIC GROUP INC				3,012.87	512100	500019303	PAYMENT OF INVOICE#500019303--GHENT BASE CREW FOR THE PERIOD 2/26 THRU 3/3/2012	MAR-2012
28,295	Other	PIC GROUP INC				2,299.88	512100	500019303	PAYMENT OF INVOICE#500019303--GHENT BASE CREW FOR THE PERIOD 2/26 THRU 3/3/2012	MAR-2012
28,296	Other	PIC GROUP INC				2,281.74	512100	500019303	PAYMENT OF INVOICE#500019303--GHENT BASE CREW FOR THE PERIOD 2/26 THRU 3/3/2012	MAR-2012
28,297	Other	PIC GROUP INC				1,389.49	512100	500019303	PAYMENT OF INVOICE#500019303--GHENT BASE CREW FOR THE PERIOD 2/26 THRU 3/3/2012	MAR-2012
28,298	Other	PIC GROUP INC				396.00	512017	500019303	PAYMENT OF INVOICE#500019303--GHENT BASE CREW FOR THE PERIOD 2/26 THRU 3/3/2012	MAR-2012
28,299	Other	PIC GROUP INC				280.38	512017	500019303	PAYMENT OF INVOICE#500019303--GHENT BASE CREW FOR THE PERIOD 2/26 THRU 3/3/2012	MAR-2012
28,300	Other	PIC GROUP INC				158.60	512100	500019303	PAYMENT OF INVOICE#500019303--GHENT BASE CREW FOR THE PERIOD 2/26 THRU 3/3/2012	MAR-2012
28,301	Other	PIC GROUP INC				4,471.06	512100	500019304	GHENT OUTSIDE MAINTENANCE FOR THE PERIOD 2/26 THRU 3/3/2012	MAR-2012
28,302	Other	PIC GROUP INC				2,152.08	512100	500019304	GHENT OUTSIDE MAINTENANCE FOR THE PERIOD 2/26 THRU 3/3/2012	MAR-2012
28,303	Other	PIC GROUP INC				1,808.78	512100	500019304	GHENT OUTSIDE MAINTENANCE FOR THE PERIOD 2/26 THRU 3/3/2012	MAR-2012
28,304	Other	PIC GROUP INC				1,029.90	512100	500019304	GHENT OUTSIDE MAINTENANCE FOR THE PERIOD 2/26 THRU 3/3/2012	MAR-2012
28,305	Other	PIC GROUP INC				389.44	512100	500019304	GHENT OUTSIDE MAINTENANCE FOR THE PERIOD 2/26 THRU 3/3/2012	MAR-2012
28,306	Other	PIC GROUP INC				343.30	512100	500019304	GHENT OUTSIDE MAINTENANCE FOR THE PERIOD 2/26 THRU 3/3/2012	MAR-2012
28,307	Other	PIC GROUP INC				137.32	512100	500019304	GHENT OUTSIDE MAINTENANCE FOR THE PERIOD 2/26 THRU 3/3/2012	MAR-2012
28,308	Other	PIC GROUP INC				137.32	513100	500019304	GHENT OUTSIDE MAINTENANCE FOR THE PERIOD 2/26 THRU 3/3/2012	MAR-2012
28,309	Other	PIC GROUP INC				97.36	511100	500019304	GHENT OUTSIDE MAINTENANCE FOR THE PERIOD 2/26 THRU 3/3/2012	MAR-2012
28,310	Other	PIC GROUP INC				79.20	512100	500019304	GHENT OUTSIDE MAINTENANCE FOR THE PERIOD 2/26 THRU 3/3/2012	MAR-2012
28,311	Other	PIC GROUP INC				68.66	512100	500019304	GHENT OUTSIDE MAINTENANCE FOR THE PERIOD 2/26 THRU 3/3/2012	MAR-2012
28,312	Other	PIC GROUP INC				48.68	512017	500019304	GHENT OUTSIDE MAINTENANCE FOR THE PERIOD 2/26 THRU 3/3/2012	MAR-2012
28,313	Other	PIC GROUP INC				48.68	512100	500019304	GHENT OUTSIDE MAINTENANCE FOR THE PERIOD 2/26 THRU 3/3/2012	MAR-2012
28,314	Other	PIC GROUP INC				48.68	512100	500019304	GHENT OUTSIDE MAINTENANCE FOR THE PERIOD 2/26 THRU 3/3/2012	MAR-2012
28,315	Other	PIC GROUP INC				48.68	512100	500019304	GHENT OUTSIDE MAINTENANCE FOR THE PERIOD 2/26 THRU 3/3/2012	MAR-2012
28,316	Other	PIC GROUP INC				48.68	512100	500019304	GHENT OUTSIDE MAINTENANCE FOR THE PERIOD 2/26 THRU 3/3/2012	MAR-2012
28,317	Other	PIC GROUP INC				48.68	512100	500019304	GHENT OUTSIDE MAINTENANCE FOR THE PERIOD 2/26 THRU 3/3/2012	MAR-2012
28,318	Other	PIC GROUP INC				1,544.85	512100	500019305	GHENT INSIDE MAINTENANCE FOR THE PERIOD 2/26 THRU 3/3/12	MAR-2012
28,319	Other	PIC GROUP INC				1,290.96	512100	500019305	GHENT INSIDE MAINTENANCE FOR THE PERIOD 2/26 THRU 3/3/12	MAR-2012
28,320	Other	PIC GROUP INC				1,217.00	512100	500019305	GHENT INSIDE MAINTENANCE FOR THE PERIOD 2/26 THRU 3/3/12	MAR-2012
28,321	Other	PIC GROUP INC				979.56	512100	500019305	GHENT INSIDE MAINTENANCE FOR THE PERIOD 2/26 THRU 3/3/12	MAR-2012
28,322	Other	PIC GROUP INC				926.91	512100	500019305	GHENT INSIDE MAINTENANCE FOR THE PERIOD 2/26 THRU 3/3/12	MAR-2012
28,323	Other	PIC GROUP INC				827.60	512100	500019305	GHENT INSIDE MAINTENANCE FOR THE PERIOD 2/26 THRU 3/3/12	MAR-2012
28,324	Other	PIC GROUP INC				725.84	512100	500019305	GHENT INSIDE MAINTENANCE FOR THE PERIOD 2/26 THRU 3/3/12	MAR-2012
28,325	Other	PIC GROUP INC				468.10	512100	500019305	GHENT INSIDE MAINTENANCE FOR THE PERIOD 2/26 THRU 3/3/12	MAR-2012

KENTUCKY UTILITIES COMPANY
Case No. 2012- 00221
Analysis of Professional Services Expenses For the Test Year

(A)	(B)	(C)	(D)	(E)	(F)	(G)	(H)	(I)		
Line No.	Type	Vendor	Rate Case	Audit	Other	Total	Account	Invoice	Description	Period
28,326	Other	PIC GROUP INC				411.96	513100	500019305	GHENT INSIDE MAINTENANCE FOR THE PERIOD 2/26 THRU 3/3/12	MAR-2012
28,327	Other	PIC GROUP INC				389.44	512100	500019305	GHENT INSIDE MAINTENANCE FOR THE PERIOD 2/26 THRU 3/3/12	MAR-2012
28,328	Other	PIC GROUP INC				389.44	512100	500019305	GHENT INSIDE MAINTENANCE FOR THE PERIOD 2/26 THRU 3/3/12	MAR-2012
28,329	Other	PIC GROUP INC				205.98	512100	500019305	GHENT INSIDE MAINTENANCE FOR THE PERIOD 2/26 THRU 3/3/12	MAR-2012
28,330	Other	PIC GROUP INC				205.98	512100	500019305	GHENT INSIDE MAINTENANCE FOR THE PERIOD 2/26 THRU 3/3/12	MAR-2012
28,331	Other	PIC GROUP INC				194.72	512017	500019305	GHENT INSIDE MAINTENANCE FOR THE PERIOD 2/26 THRU 3/3/12	MAR-2012
28,332	Other	PIC GROUP INC				194.72	512017	500019305	GHENT INSIDE MAINTENANCE FOR THE PERIOD 2/26 THRU 3/3/12	MAR-2012
28,333	Other	PIC GROUP INC				151.67	512100	500019305	GHENT INSIDE MAINTENANCE FOR THE PERIOD 2/26 THRU 3/3/12	MAR-2012
28,334	Other	PIC GROUP INC				151.42	512017	500019305	GHENT INSIDE MAINTENANCE FOR THE PERIOD 2/26 THRU 3/3/12	MAR-2012
28,335	Other	PIC GROUP INC				146.04	512017	500019305	GHENT INSIDE MAINTENANCE FOR THE PERIOD 2/26 THRU 3/3/12	MAR-2012
28,336	Other	PIC GROUP INC				137.32	512100	500019305	GHENT INSIDE MAINTENANCE FOR THE PERIOD 2/26 THRU 3/3/12	MAR-2012
28,337	Other	PIC GROUP INC				137.32	512100	500019305	GHENT INSIDE MAINTENANCE FOR THE PERIOD 2/26 THRU 3/3/12	MAR-2012
28,338	Other	PIC GROUP INC				137.32	512100	500019305	GHENT INSIDE MAINTENANCE FOR THE PERIOD 2/26 THRU 3/3/12	MAR-2012
28,339	Other	PIC GROUP INC				137.32	512100	500019305	GHENT INSIDE MAINTENANCE FOR THE PERIOD 2/26 THRU 3/3/12	MAR-2012
28,340	Other	PIC GROUP INC				117.34	512100	500019305	GHENT INSIDE MAINTENANCE FOR THE PERIOD 2/26 THRU 3/3/12	MAR-2012
28,341	Other	PIC GROUP INC				117.34	512100	500019305	GHENT INSIDE MAINTENANCE FOR THE PERIOD 2/26 THRU 3/3/12	MAR-2012
28,342	Other	PIC GROUP INC				117.34	512100	500019305	GHENT INSIDE MAINTENANCE FOR THE PERIOD 2/26 THRU 3/3/12	MAR-2012
28,343	Other	PIC GROUP INC				117.34	512100	500019305	GHENT INSIDE MAINTENANCE FOR THE PERIOD 2/26 THRU 3/3/12	MAR-2012
28,344	Other	PIC GROUP INC				102.99	512100	500019305	GHENT INSIDE MAINTENANCE FOR THE PERIOD 2/26 THRU 3/3/12	MAR-2012
28,345	Other	PIC GROUP INC				102.99	512100	500019305	GHENT INSIDE MAINTENANCE FOR THE PERIOD 2/26 THRU 3/3/12	MAR-2012
28,346	Other	PIC GROUP INC				97.36	512100	500019305	GHENT INSIDE MAINTENANCE FOR THE PERIOD 2/26 THRU 3/3/12	MAR-2012
28,347	Other	PIC GROUP INC				97.36	512100	500019305	GHENT INSIDE MAINTENANCE FOR THE PERIOD 2/26 THRU 3/3/12	MAR-2012
28,348	Other	PIC GROUP INC				97.36	512100	500019305	GHENT INSIDE MAINTENANCE FOR THE PERIOD 2/26 THRU 3/3/12	MAR-2012
28,349	Other	PIC GROUP INC				97.36	512100	500019305	GHENT INSIDE MAINTENANCE FOR THE PERIOD 2/26 THRU 3/3/12	MAR-2012
28,350	Other	PIC GROUP INC				97.36	512100	500019305	GHENT INSIDE MAINTENANCE FOR THE PERIOD 2/26 THRU 3/3/12	MAR-2012
28,351	Other	PIC GROUP INC				68.66	512017	500019305	GHENT INSIDE MAINTENANCE FOR THE PERIOD 2/26 THRU 3/3/12	MAR-2012
28,352	Other	PIC GROUP INC				68.66	512017	500019305	GHENT INSIDE MAINTENANCE FOR THE PERIOD 2/26 THRU 3/3/12	MAR-2012
28,353	Other	PIC GROUP INC				68.66	512100	500019305	GHENT INSIDE MAINTENANCE FOR THE PERIOD 2/26 THRU 3/3/12	MAR-2012
28,354	Other	PIC GROUP INC				68.66	512100	500019305	GHENT INSIDE MAINTENANCE FOR THE PERIOD 2/26 THRU 3/3/12	MAR-2012
28,355	Other	PIC GROUP INC				68.66	512100	500019305	GHENT INSIDE MAINTENANCE FOR THE PERIOD 2/26 THRU 3/3/12	MAR-2012
28,356	Other	PIC GROUP INC				68.66	512100	500019305	GHENT INSIDE MAINTENANCE FOR THE PERIOD 2/26 THRU 3/3/12	MAR-2012
28,357	Other	PIC GROUP INC				68.66	512100	500019305	GHENT INSIDE MAINTENANCE FOR THE PERIOD 2/26 THRU 3/3/12	MAR-2012
28,358	Other	PIC GROUP INC				68.66	512100	500019305	GHENT INSIDE MAINTENANCE FOR THE PERIOD 2/26 THRU 3/3/12	MAR-2012
28,359	Other	PIC GROUP INC				68.66	512100	500019305	GHENT INSIDE MAINTENANCE FOR THE PERIOD 2/26 THRU 3/3/12	MAR-2012
28,360	Other	PIC GROUP INC				48.68	512100	500019305	GHENT INSIDE MAINTENANCE FOR THE PERIOD 2/26 THRU 3/3/12	MAR-2012
28,361	Other	PIC GROUP INC				48.68	512100	500019305	GHENT INSIDE MAINTENANCE FOR THE PERIOD 2/26 THRU 3/3/12	MAR-2012
28,362	Other	PIC GROUP INC				34.33	511100	500019305	GHENT INSIDE MAINTENANCE FOR THE PERIOD 2/26 THRU 3/3/12	MAR-2012
28,363	Other	PIC GROUP INC				34.33	512100	500019305	GHENT INSIDE MAINTENANCE FOR THE PERIOD 2/26 THRU 3/3/12	MAR-2012
28,364	Other	PIC GROUP INC				34.33	512100	500019305	GHENT INSIDE MAINTENANCE FOR THE PERIOD 2/26 THRU 3/3/12	MAR-2012
28,365	Other	PIC GROUP INC				24.30	512100	500019305	GHENT INSIDE MAINTENANCE FOR THE PERIOD 2/26 THRU 3/3/12	MAR-2012
28,366	Other	PIC GROUP INC				17.17	512017	500019305	GHENT INSIDE MAINTENANCE FOR THE PERIOD 2/26 THRU 3/3/12	MAR-2012
28,367	Other	PIC GROUP INC				17.17	512017	500019305	GHENT INSIDE MAINTENANCE FOR THE PERIOD 2/26 THRU 3/3/12	MAR-2012
28,368	Other	PIC GROUP INC				17.17	513100	500019305	GHENT INSIDE MAINTENANCE FOR THE PERIOD 2/26 THRU 3/3/12	MAR-2012
28,369	Other	PIC GROUP INC				17.17	513100	500019305	GHENT INSIDE MAINTENANCE FOR THE PERIOD 2/26 THRU 3/3/12	MAR-2012
28,370	Other	PIC GROUP INC				17.17	513100	500019305	GHENT INSIDE MAINTENANCE FOR THE PERIOD 2/26 THRU 3/3/12	MAR-2012
28,371	Other	PIC GROUP INC				17.17	513100	500019305	GHENT INSIDE MAINTENANCE FOR THE PERIOD 2/26 THRU 3/3/12	MAR-2012
28,372	Other	PIC GROUP INC				19,184.30	512100	500019399	Labor to repair tube in Brown unit 1 boiler.	MAR-2012
28,373	Other	PIC GROUP INC				5,984.15	512100	500019400	PAYMENT OF INVOICE #500019400--GHENT MILLWRIGHTS (AUX CREW) FOR THE PERIOD 3/4 THRU 3/10/12	MAR-2012
28,374	Other	PIC GROUP INC				4,606.00	512100	500019400	PAYMENT OF INVOICE #500019400--GHENT MILLWRIGHTS (AUX CREW) FOR THE PERIOD 3/4 THRU 3/10/12	MAR-2012
28,375	Other	PIC GROUP INC				3,518.70	512100	500019400	PAYMENT OF INVOICE #500019400--GHENT MILLWRIGHTS (AUX CREW) FOR THE PERIOD 3/4 THRU 3/10/12	MAR-2012
28,376	Other	PIC GROUP INC				3,209.10	512100	500019400	PAYMENT OF INVOICE #500019400--GHENT MILLWRIGHTS (AUX CREW) FOR THE PERIOD 3/4 THRU 3/10/12	MAR-2012
28,377	Other	PIC GROUP INC				1,785.40	512100	500019400	PAYMENT OF INVOICE #500019400--GHENT MILLWRIGHTS (AUX CREW) FOR THE PERIOD 3/4 THRU 3/10/12	MAR-2012
28,378	Other	PIC GROUP INC				1,742.60	512100	500019400	PAYMENT OF INVOICE #500019400--GHENT MILLWRIGHTS (AUX CREW) FOR THE PERIOD 3/4 THRU 3/10/12	MAR-2012

KENTUCKY UTILITIES COMPANY
Case No. 2012- 00221
Analysis of Professional Services Expenses For the Test Year

(A)	(B)	(C)	(D)	(E)	(F)	(G)	(H)	(I)		
Line No.	Type	Vendor	Rate Case	Audit	Other	Total	Account	Invoice	Description	Period
28,379	Other	PIC GROUP INC				1,699.80	512100	500019400	PAYMENT OF INVOICE #500019400--GHENT MILLWRIGHTS (AUX CREW) FOR THE PERIOD 3/4 THRU 3/10/12	MAR-2012
28,380	Other	PIC GROUP INC				1,641.00	512100	500019400	PAYMENT OF INVOICE #500019400--GHENT MILLWRIGHTS (AUX CREW) FOR THE PERIOD 3/4 THRU 3/10/12	MAR-2012
28,381	Other	PIC GROUP INC				1,548.00	512100	500019400	PAYMENT OF INVOICE #500019400--GHENT MILLWRIGHTS (AUX CREW) FOR THE PERIOD 3/4 THRU 3/10/12	MAR-2012
28,382	Other	PIC GROUP INC				1,497.00	512100	500019400	PAYMENT OF INVOICE #500019400--GHENT MILLWRIGHTS (AUX CREW) FOR THE PERIOD 3/4 THRU 3/10/12	MAR-2012
28,383	Other	PIC GROUP INC				1,203.40	512100	500019400	PAYMENT OF INVOICE #500019400--GHENT MILLWRIGHTS (AUX CREW) FOR THE PERIOD 3/4 THRU 3/10/12	MAR-2012
28,384	Other	PIC GROUP INC				656.40	512017	500019400	PAYMENT OF INVOICE #500019400--GHENT MILLWRIGHTS (AUX CREW) FOR THE PERIOD 3/4 THRU 3/10/12	MAR-2012
28,385	Other	PIC GROUP INC				547.00	512100	500019400	PAYMENT OF INVOICE #500019400--GHENT MILLWRIGHTS (AUX CREW) FOR THE PERIOD 3/4 THRU 3/10/12	MAR-2012
28,386	Other	PIC GROUP INC				309.60	512100	500019400	PAYMENT OF INVOICE #500019400--GHENT MILLWRIGHTS (AUX CREW) FOR THE PERIOD 3/4 THRU 3/10/12	MAR-2012
28,387	Other	PIC GROUP INC				2,074.41	512055	500019410	RESIDENTIAL LABOR 03/05 - 03/11/12	MAR-2012
28,388	Other	PIC GROUP INC				1,095.30	512100	500019410	RESIDENTIAL LABOR 03/05 - 03/11/12	MAR-2012
28,389	Other	PIC GROUP INC				632.84	512100	500019410	RESIDENTIAL LABOR 03/05 - 03/11/12	MAR-2012
28,390	Other	PIC GROUP INC				514.95	512100	500019410	RESIDENTIAL LABOR 03/05 - 03/11/12	MAR-2012
28,391	Other	PIC GROUP INC				429.13	512100	500019410	RESIDENTIAL LABOR 03/05 - 03/11/12	MAR-2012
28,392	Other	PIC GROUP INC				415.05	512017	500019410	RESIDENTIAL LABOR 03/05 - 03/11/12	MAR-2012
28,393	Other	PIC GROUP INC				411.96	512017	500019410	RESIDENTIAL LABOR 03/05 - 03/11/12	MAR-2012
28,394	Other	PIC GROUP INC				389.44	512100	500019410	RESIDENTIAL LABOR 03/05 - 03/11/12	MAR-2012
28,395	Other	PIC GROUP INC				340.76	512017	500019410	RESIDENTIAL LABOR 03/05 - 03/11/12	MAR-2012
28,396	Other	PIC GROUP INC				303.34	512017	500019410	RESIDENTIAL LABOR 03/05 - 03/11/12	MAR-2012
28,397	Other	PIC GROUP INC				292.08	512100	500019410	RESIDENTIAL LABOR 03/05 - 03/11/12	MAR-2012
28,398	Other	PIC GROUP INC				274.64	512017	500019410	RESIDENTIAL LABOR 03/05 - 03/11/12	MAR-2012
28,399	Other	PIC GROUP INC				227.13	512100	500019410	RESIDENTIAL LABOR 03/05 - 03/11/12	MAR-2012
28,400	Other	PIC GROUP INC				194.72	512017	500019410	RESIDENTIAL LABOR 03/05 - 03/11/12	MAR-2012
28,401	Other	PIC GROUP INC				171.65	512017	500019410	RESIDENTIAL LABOR 03/05 - 03/11/12	MAR-2012
28,402	Other	PIC GROUP INC				171.65	512055	500019410	RESIDENTIAL LABOR 03/05 - 03/11/12	MAR-2012
28,403	Other	PIC GROUP INC				171.62	512017	500019410	RESIDENTIAL LABOR 03/05 - 03/11/12	MAR-2012
28,404	Other	PIC GROUP INC				146.04	512100	500019410	RESIDENTIAL LABOR 03/05 - 03/11/12	MAR-2012
28,405	Other	PIC GROUP INC				144.50	511100	500019410	RESIDENTIAL LABOR 03/05 - 03/11/12	MAR-2012
28,406	Other	PIC GROUP INC				138.87	511100	500019410	RESIDENTIAL LABOR 03/05 - 03/11/12	MAR-2012
28,407	Other	PIC GROUP INC				137.32	512100	500019410	RESIDENTIAL LABOR 03/05 - 03/11/12	MAR-2012
28,408	Other	PIC GROUP INC				102.99	511100	500019410	RESIDENTIAL LABOR 03/05 - 03/11/12	MAR-2012
28,409	Other	PIC GROUP INC				97.36	513100	500019410	RESIDENTIAL LABOR 03/05 - 03/11/12	MAR-2012
28,410	Other	PIC GROUP INC				68.66	512055	500019410	RESIDENTIAL LABOR 03/05 - 03/11/12	MAR-2012
28,411	Other	PIC GROUP INC				68.66	512055	500019410	RESIDENTIAL LABOR 03/05 - 03/11/12	MAR-2012
28,412	Other	PIC GROUP INC				68.66	512100	500019410	RESIDENTIAL LABOR 03/05 - 03/11/12	MAR-2012
28,413	Other	PIC GROUP INC				68.66	514100	500019410	RESIDENTIAL LABOR 03/05 - 03/11/12	MAR-2012
28,414	Other	PIC GROUP INC				51.50	511100	500019410	RESIDENTIAL LABOR 03/05 - 03/11/12	MAR-2012
28,415	Other	PIC GROUP INC				51.50	512100	500019410	RESIDENTIAL LABOR 03/05 - 03/11/12	MAR-2012
28,416	Other	PIC GROUP INC				48.68	512100	500019410	RESIDENTIAL LABOR 03/05 - 03/11/12	MAR-2012
28,417	Other	PIC GROUP INC				34.33	512017	500019410	RESIDENTIAL LABOR 03/05 - 03/11/12	MAR-2012
28,418	Other	PIC GROUP INC				34.33	512055	500019410	RESIDENTIAL LABOR 03/05 - 03/11/12	MAR-2012
28,419	Other	PIC GROUP INC				34.33	512100	500019410	RESIDENTIAL LABOR 03/05 - 03/11/12	MAR-2012
28,420	Other	PIC GROUP INC				3,843.47	512100	500019413	PAYMENT OF INVOICE #500019413--GHENT MILLWRIGHTS (BASE CREW) FOR THE PERIOD 3/4 THRU 3/10/12	MAR-2012
28,421	Other	PIC GROUP INC				2,443.78	512100	500019413	PAYMENT OF INVOICE #500019413--GHENT MILLWRIGHTS (BASE CREW) FOR THE PERIOD 3/4 THRU 3/10/12	MAR-2012
28,422	Other	PIC GROUP INC				2,092.48	512100	500019413	PAYMENT OF INVOICE #500019413--GHENT MILLWRIGHTS (BASE CREW) FOR THE PERIOD 3/4 THRU 3/10/12	MAR-2012
28,423	Other	PIC GROUP INC				2,033.20	512100	500019413	PAYMENT OF INVOICE #500019413--GHENT MILLWRIGHTS (BASE CREW) FOR THE PERIOD 3/4 THRU 3/10/12	MAR-2012
28,424	Other	PIC GROUP INC				1,997.76	512100	500019413	PAYMENT OF INVOICE #500019413--GHENT MILLWRIGHTS (BASE CREW) FOR THE PERIOD 3/4 THRU 3/10/12	MAR-2012

KENTUCKY UTILITIES COMPANY
Case No. 2012- 00221
Analysis of Professional Services Expenses For the Test Year

(A)	(B)	(C)	(D)	(E)	(F)	(G)	(H)	(I)		
Line No.	Type	Vendor	Rate Case	Audit	Other	Total	Account	Invoice	Description	Period
28,425	Other	PIC GROUP INC				1,514.20	512100	500019413	PAYMENT OF INVOICE #500019413--GHENT MILLWRIGHTS (BASE CREW) FOR THE PERIOD 3/4 THRU 3/10/12	MAR-2012
28,426	Other	PIC GROUP INC				1,508.28	512100	500019413	PAYMENT OF INVOICE #500019413--GHENT MILLWRIGHTS (BASE CREW) FOR THE PERIOD 3/4 THRU 3/10/12	MAR-2012
28,427	Other	PIC GROUP INC				1,297.88	512100	500019413	PAYMENT OF INVOICE #500019413--GHENT MILLWRIGHTS (BASE CREW) FOR THE PERIOD 3/4 THRU 3/10/12	MAR-2012
28,428	Other	PIC GROUP INC				871.74	512100	500019413	PAYMENT OF INVOICE #500019413--GHENT MILLWRIGHTS (BASE CREW) FOR THE PERIOD 3/4 THRU 3/10/12	MAR-2012
28,429	Other	PIC GROUP INC				732.74	512100	500019413	PAYMENT OF INVOICE #500019413--GHENT MILLWRIGHTS (BASE CREW) FOR THE PERIOD 3/4 THRU 3/10/12	MAR-2012
28,430	Other	PIC GROUP INC				561.50	512100	500019413	PAYMENT OF INVOICE #500019413--GHENT MILLWRIGHTS (BASE CREW) FOR THE PERIOD 3/4 THRU 3/10/12	MAR-2012
28,431	Other	PIC GROUP INC				530.08	512017	500019413	PAYMENT OF INVOICE #500019413--GHENT MILLWRIGHTS (BASE CREW) FOR THE PERIOD 3/4 THRU 3/10/12	MAR-2012
28,432	Other	PIC GROUP INC				463.82	512100	500019413	PAYMENT OF INVOICE #500019413--GHENT MILLWRIGHTS (BASE CREW) FOR THE PERIOD 3/4 THRU 3/10/12	MAR-2012
28,433	Other	PIC GROUP INC				158.40	512100	500019413	PAYMENT OF INVOICE #500019413--GHENT MILLWRIGHTS (BASE CREW) FOR THE PERIOD 3/4 THRU 3/10/12	MAR-2012
28,434	Other	PIC GROUP INC				3,615.74	512100	500019414	GHENT OUTSIDE MAINTENANCE FOR THE PERIOD 3/4 THRU 3/10/12	MAR-2012
28,435	Other	PIC GROUP INC				1,948.98	512100	500019414	GHENT OUTSIDE MAINTENANCE FOR THE PERIOD 3/4 THRU 3/10/12	MAR-2012
28,436	Other	PIC GROUP INC				1,762.64	512100	500019414	GHENT OUTSIDE MAINTENANCE FOR THE PERIOD 3/4 THRU 3/10/12	MAR-2012
28,437	Other	PIC GROUP INC				389.43	512100	500019414	GHENT OUTSIDE MAINTENANCE FOR THE PERIOD 3/4 THRU 3/10/12	MAR-2012
28,438	Other	PIC GROUP INC				360.74	512100	500019414	GHENT OUTSIDE MAINTENANCE FOR THE PERIOD 3/4 THRU 3/10/12	MAR-2012
28,439	Other	PIC GROUP INC				274.64	512100	500019414	GHENT OUTSIDE MAINTENANCE FOR THE PERIOD 3/4 THRU 3/10/12	MAR-2012
28,440	Other	PIC GROUP INC				243.40	512100	500019414	GHENT OUTSIDE MAINTENANCE FOR THE PERIOD 3/4 THRU 3/10/12	MAR-2012
28,441	Other	PIC GROUP INC				240.31	511100	500019414	GHENT OUTSIDE MAINTENANCE FOR THE PERIOD 3/4 THRU 3/10/12	MAR-2012
28,442	Other	PIC GROUP INC				171.65	512100	500019414	GHENT OUTSIDE MAINTENANCE FOR THE PERIOD 3/4 THRU 3/10/12	MAR-2012
28,443	Other	PIC GROUP INC				171.65	512100	500019414	GHENT OUTSIDE MAINTENANCE FOR THE PERIOD 3/4 THRU 3/10/12	MAR-2012
28,444	Other	PIC GROUP INC				102.99	513100	500019414	GHENT OUTSIDE MAINTENANCE FOR THE PERIOD 3/4 THRU 3/10/12	MAR-2012
28,445	Other	PIC GROUP INC				51.50	512017	500019414	GHENT OUTSIDE MAINTENANCE FOR THE PERIOD 3/4 THRU 3/10/12	MAR-2012
28,446	Other	PIC GROUP INC				51.50	512100	500019414	GHENT OUTSIDE MAINTENANCE FOR THE PERIOD 3/4 THRU 3/10/12	MAR-2012
28,447	Other	PIC GROUP INC				34.33	511100	500019414	GHENT OUTSIDE MAINTENANCE FOR THE PERIOD 3/4 THRU 3/10/12	MAR-2012
28,448	Other	PIC GROUP INC				34.33	512100	500019414	GHENT OUTSIDE MAINTENANCE FOR THE PERIOD 3/4 THRU 3/10/12	MAR-2012
28,449	Other	PIC GROUP INC				34.33	512100	500019414	GHENT OUTSIDE MAINTENANCE FOR THE PERIOD 3/4 THRU 3/10/12	MAR-2012
28,450	Other	PIC GROUP INC				34.33	512100	500019414	GHENT OUTSIDE MAINTENANCE FOR THE PERIOD 3/4 THRU 3/10/12	MAR-2012
28,451	Other	PIC GROUP INC				34.33	512100	500019414	GHENT OUTSIDE MAINTENANCE FOR THE PERIOD 3/4 THRU 3/10/12	MAR-2012
28,452	Other	PIC GROUP INC				34.33	512100	500019414	GHENT OUTSIDE MAINTENANCE FOR THE PERIOD 3/4 THRU 3/10/12	MAR-2012
28,453	Other	PIC GROUP INC				34.33	512100	500019414	GHENT OUTSIDE MAINTENANCE FOR THE PERIOD 3/4 THRU 3/10/12	MAR-2012
28,454	Other	PIC GROUP INC				2,200.62	512100	500019415	GHENT INSIDE MAINTENANCE FOR THE PERIOD 3/4 THRU 3/10/12	MAR-2012
28,455	Other	PIC GROUP INC				1,373.20	512017	500019415	GHENT INSIDE MAINTENANCE FOR THE PERIOD 3/4 THRU 3/10/12	MAR-2012
28,456	Other	PIC GROUP INC				686.60	513100	500019415	GHENT INSIDE MAINTENANCE FOR THE PERIOD 3/4 THRU 3/10/12	MAR-2012
28,457	Other	PIC GROUP INC				480.62	512100	500019415	GHENT INSIDE MAINTENANCE FOR THE PERIOD 3/4 THRU 3/10/12	MAR-2012
28,458	Other	PIC GROUP INC				469.44	511100	500019415	GHENT INSIDE MAINTENANCE FOR THE PERIOD 3/4 THRU 3/10/12	MAR-2012
28,459	Other	PIC GROUP INC				312.06	513100	500019415	GHENT INSIDE MAINTENANCE FOR THE PERIOD 3/4 THRU 3/10/12	MAR-2012
28,460	Other	PIC GROUP INC				274.64	512100	500019415	GHENT INSIDE MAINTENANCE FOR THE PERIOD 3/4 THRU 3/10/12	MAR-2012
28,461	Other	PIC GROUP INC				274.64	512100	500019415	GHENT INSIDE MAINTENANCE FOR THE PERIOD 3/4 THRU 3/10/12	MAR-2012
28,462	Other	PIC GROUP INC				274.64	512100	500019415	GHENT INSIDE MAINTENANCE FOR THE PERIOD 3/4 THRU 3/10/12	MAR-2012
28,463	Other	PIC GROUP INC				274.64	512100	500019415	GHENT INSIDE MAINTENANCE FOR THE PERIOD 3/4 THRU 3/10/12	MAR-2012
28,464	Other	PIC GROUP INC				243.40	512100	500019415	GHENT INSIDE MAINTENANCE FOR THE PERIOD 3/4 THRU 3/10/12	MAR-2012
28,465	Other	PIC GROUP INC				171.65	512100	500019415	GHENT INSIDE MAINTENANCE FOR THE PERIOD 3/4 THRU 3/10/12	MAR-2012
28,466	Other	PIC GROUP INC				171.65	512100	500019415	GHENT INSIDE MAINTENANCE FOR THE PERIOD 3/4 THRU 3/10/12	MAR-2012
28,467	Other	PIC GROUP INC				171.65	512100	500019415	GHENT INSIDE MAINTENANCE FOR THE PERIOD 3/4 THRU 3/10/12	MAR-2012
28,468	Other	PIC GROUP INC				137.32	512100	500019415	GHENT INSIDE MAINTENANCE FOR THE PERIOD 3/4 THRU 3/10/12	MAR-2012
28,469	Other	PIC GROUP INC				137.32	512100	500019415	GHENT INSIDE MAINTENANCE FOR THE PERIOD 3/4 THRU 3/10/12	MAR-2012
28,470	Other	PIC GROUP INC				137.32	512100	500019415	GHENT INSIDE MAINTENANCE FOR THE PERIOD 3/4 THRU 3/10/12	MAR-2012
28,471	Other	PIC GROUP INC				102.99	512100	500019415	GHENT INSIDE MAINTENANCE FOR THE PERIOD 3/4 THRU 3/10/12	MAR-2012
28,472	Other	PIC GROUP INC				68.66	512017	500019415	GHENT INSIDE MAINTENANCE FOR THE PERIOD 3/4 THRU 3/10/12	MAR-2012
28,473	Other	PIC GROUP INC				68.66	512100	500019415	GHENT INSIDE MAINTENANCE FOR THE PERIOD 3/4 THRU 3/10/12	MAR-2012
28,474	Other	PIC GROUP INC				68.66	512100	500019415	GHENT INSIDE MAINTENANCE FOR THE PERIOD 3/4 THRU 3/10/12	MAR-2012
28,475	Other	PIC GROUP INC				68.66	512100	500019415	GHENT INSIDE MAINTENANCE FOR THE PERIOD 3/4 THRU 3/10/12	MAR-2012

KENTUCKY UTILITIES COMPANY
Case No. 2012- 00221
Analysis of Professional Services Expenses For the Test Year

(A)	(B)	(C)	(D)	(E)	(F)	(G)	(H)	(I)		
Line No.	Type	Vendor	Rate Case	Audit	Other	Total	Account	Invoice	Description	Period
28,476	Other	PIC GROUP INC				68.66	512100	500019415	GHENT INSIDE MAINTENANCE FOR THE PERIOD 3/4 THRU 3/10/12	MAR-2012
28,477	Other	PIC GROUP INC				48.68	512100	500019415	GHENT INSIDE MAINTENANCE FOR THE PERIOD 3/4 THRU 3/10/12	MAR-2012
28,478	Other	PIC GROUP INC				48.68	512100	500019415	GHENT INSIDE MAINTENANCE FOR THE PERIOD 3/4 THRU 3/10/12	MAR-2012
28,479	Other	PIC GROUP INC				48.68	512100	500019415	GHENT INSIDE MAINTENANCE FOR THE PERIOD 3/4 THRU 3/10/12	MAR-2012
28,480	Other	PIC GROUP INC				48.68	512100	500019415	GHENT INSIDE MAINTENANCE FOR THE PERIOD 3/4 THRU 3/10/12	MAR-2012
28,481	Other	PIC GROUP INC				48.68	513100	500019415	GHENT INSIDE MAINTENANCE FOR THE PERIOD 3/4 THRU 3/10/12	MAR-2012
28,482	Other	PIC GROUP INC				41.38	513100	500019415	GHENT INSIDE MAINTENANCE FOR THE PERIOD 3/4 THRU 3/10/12	MAR-2012
28,483	Other	PIC GROUP INC				34.33	513100	500019415	GHENT INSIDE MAINTENANCE FOR THE PERIOD 3/4 THRU 3/10/12	MAR-2012
28,484	Other	PIC GROUP INC				34.33	513100	500019415	GHENT INSIDE MAINTENANCE FOR THE PERIOD 3/4 THRU 3/10/12	MAR-2012
28,485	Other	PIC GROUP INC				24.34	512017	500019415	GHENT INSIDE MAINTENANCE FOR THE PERIOD 3/4 THRU 3/10/12	MAR-2012
28,486	Other	PIC GROUP INC				24.34	512017	500019415	GHENT INSIDE MAINTENANCE FOR THE PERIOD 3/4 THRU 3/10/12	MAR-2012
28,487	Other	PIC GROUP INC				24.34	512100	500019415	GHENT INSIDE MAINTENANCE FOR THE PERIOD 3/4 THRU 3/10/12	MAR-2012
28,488	Other	PIC GROUP INC				24.34	513100	500019415	GHENT INSIDE MAINTENANCE FOR THE PERIOD 3/4 THRU 3/10/12	MAR-2012
28,489	Other	PIC GROUP INC				24.34	513100	500019415	GHENT INSIDE MAINTENANCE FOR THE PERIOD 3/4 THRU 3/10/12	MAR-2012
28,490	Other	PIC GROUP INC				24.34	513100	500019415	GHENT INSIDE MAINTENANCE FOR THE PERIOD 3/4 THRU 3/10/12	MAR-2012
28,491	Other	PIC GROUP INC				9,127.64	512100	500019569	Labor to repair tube in Brown unit 1 boiler.	MAR-2012
28,492	Other	PIC GROUP INC				4,027.20	512100	500019570	PAYMENT OF INVOICE #500019570--GHENT MILLWRIGHTS (AUX CREW) FOR THE PERIOD 3/11 THRU 3/17/12	MAR-2012
28,493	Other	PIC GROUP INC				2,283.30	511100	500019570	PAYMENT OF INVOICE #500019570--GHENT MILLWRIGHTS (AUX CREW) FOR THE PERIOD 3/11 THRU 3/17/12	MAR-2012
28,494	Other	PIC GROUP INC				1,993.05	512100	500019570	PAYMENT OF INVOICE #500019570--GHENT MILLWRIGHTS (AUX CREW) FOR THE PERIOD 3/11 THRU 3/17/12	MAR-2012
28,495	Other	PIC GROUP INC				1,961.60	512100	500019570	PAYMENT OF INVOICE #500019570--GHENT MILLWRIGHTS (AUX CREW) FOR THE PERIOD 3/11 THRU 3/17/12	MAR-2012
28,496	Other	PIC GROUP INC				1,596.00	512100	500019570	PAYMENT OF INVOICE #500019570--GHENT MILLWRIGHTS (AUX CREW) FOR THE PERIOD 3/11 THRU 3/17/12	MAR-2012
28,497	Other	PIC GROUP INC				1,238.40	513100	500019570	PAYMENT OF INVOICE #500019570--GHENT MILLWRIGHTS (AUX CREW) FOR THE PERIOD 3/11 THRU 3/17/12	MAR-2012
28,498	Other	PIC GROUP INC				1,136.80	512100	500019570	PAYMENT OF INVOICE #500019570--GHENT MILLWRIGHTS (AUX CREW) FOR THE PERIOD 3/11 THRU 3/17/12	MAR-2012
28,499	Other	PIC GROUP INC				754.65	513100	500019570	PAYMENT OF INVOICE #500019570--GHENT MILLWRIGHTS (AUX CREW) FOR THE PERIOD 3/11 THRU 3/17/12	MAR-2012
28,500	Other	PIC GROUP INC				619.20	512100	500019570	PAYMENT OF INVOICE #500019570--GHENT MILLWRIGHTS (AUX CREW) FOR THE PERIOD 3/11 THRU 3/17/12	MAR-2012
28,501	Other	PIC GROUP INC				309.60	512100	500019570	PAYMENT OF INVOICE #500019570--GHENT MILLWRIGHTS (AUX CREW) FOR THE PERIOD 3/11 THRU 3/17/12	MAR-2012
28,502	Other	PIC GROUP INC				309.60	512100	500019570	PAYMENT OF INVOICE #500019570--GHENT MILLWRIGHTS (AUX CREW) FOR THE PERIOD 3/11 THRU 3/17/12	MAR-2012
28,503	Other	PIC GROUP INC				309.60	512100	500019570	PAYMENT OF INVOICE #500019570--GHENT MILLWRIGHTS (AUX CREW) FOR THE PERIOD 3/11 THRU 3/17/12	MAR-2012
28,504	Other	PIC GROUP INC				309.60	512100	500019570	PAYMENT OF INVOICE #500019570--GHENT MILLWRIGHTS (AUX CREW) FOR THE PERIOD 3/11 THRU 3/17/12	MAR-2012
28,505	Other	PIC GROUP INC				309.60	512100	500019570	PAYMENT OF INVOICE #500019570--GHENT MILLWRIGHTS (AUX CREW) FOR THE PERIOD 3/11 THRU 3/17/12	MAR-2012
28,506	Other	PIC GROUP INC				251.55	513100	500019570	PAYMENT OF INVOICE #500019570--GHENT MILLWRIGHTS (AUX CREW) FOR THE PERIOD 3/11 THRU 3/17/12	MAR-2012
28,507	Other	PIC GROUP INC				4,148.82	513100	500019578	RESIDENTIAL LABOR 03/12 - 03/18/12	MAR-2012
28,508	Other	PIC GROUP INC				1,489.53	512100	500019578	RESIDENTIAL LABOR 03/12 - 03/18/12	MAR-2012
28,509	Other	PIC GROUP INC				1,114.46	512055	500019578	RESIDENTIAL LABOR 03/12 - 03/18/12	MAR-2012
28,510	Other	PIC GROUP INC				783.47	512100	500019578	RESIDENTIAL LABOR 03/12 - 03/18/12	MAR-2012
28,511	Other	PIC GROUP INC				395.72	554100	500019578	RESIDENTIAL LABOR 03/12 - 03/18/12	MAR-2012
28,512	Other	PIC GROUP INC				389.44	512100	500019578	RESIDENTIAL LABOR 03/12 - 03/18/12	MAR-2012
28,513	Other	PIC GROUP INC				326.14	512055	500019578	RESIDENTIAL LABOR 03/12 - 03/18/12	MAR-2012
28,514	Other	PIC GROUP INC				274.64	512017	500019578	RESIDENTIAL LABOR 03/12 - 03/18/12	MAR-2012
28,515	Other	PIC GROUP INC				274.64	512055	500019578	RESIDENTIAL LABOR 03/12 - 03/18/12	MAR-2012
28,516	Other	PIC GROUP INC				274.64	512100	500019578	RESIDENTIAL LABOR 03/12 - 03/18/12	MAR-2012
28,517	Other	PIC GROUP INC				240.31	512100	500019578	RESIDENTIAL LABOR 03/12 - 03/18/12	MAR-2012
28,518	Other	PIC GROUP INC				208.11	511100	500019578	RESIDENTIAL LABOR 03/12 - 03/18/12	MAR-2012
28,519	Other	PIC GROUP INC				205.98	512017	500019578	RESIDENTIAL LABOR 03/12 - 03/18/12	MAR-2012
28,520	Other	PIC GROUP INC				205.98	512100	500019578	RESIDENTIAL LABOR 03/12 - 03/18/12	MAR-2012

KENTUCKY UTILITIES COMPANY
Case No. 2012- 00221
Analysis of Professional Services Expenses For the Test Year

(A)	(B)	(C)	(D)	(E)	(F)	(G)	(H)	(I)		
Line No.	Type	Vendor	Rate Case	Audit	Other	Total	Account	Invoice	Description	Period
28,521	Other	PIC GROUP INC				151.42	512017	500019578	RESIDENTIAL LABOR 03/12 - 03/18/12	MAR-2012
28,522	Other	PIC GROUP INC				146.04	512100	500019578	RESIDENTIAL LABOR 03/12 - 03/18/12	MAR-2012
28,523	Other	PIC GROUP INC				102.99	512017	500019578	RESIDENTIAL LABOR 03/12 - 03/18/12	MAR-2012
28,524	Other	PIC GROUP INC				102.99	512017	500019578	RESIDENTIAL LABOR 03/12 - 03/18/12	MAR-2012
28,525	Other	PIC GROUP INC				102.99	512055	500019578	RESIDENTIAL LABOR 03/12 - 03/18/12	MAR-2012
28,526	Other	PIC GROUP INC				102.96	512017	500019578	RESIDENTIAL LABOR 03/12 - 03/18/12	MAR-2012
28,527	Other	PIC GROUP INC				97.36	512100	500019578	RESIDENTIAL LABOR 03/12 - 03/18/12	MAR-2012
28,528	Other	PIC GROUP INC				68.66	512017	500019578	RESIDENTIAL LABOR 03/12 - 03/18/12	MAR-2012
28,529	Other	PIC GROUP INC				68.66	512100	500019578	RESIDENTIAL LABOR 03/12 - 03/18/12	MAR-2012
28,530	Other	PIC GROUP INC				48.68	513100	500019578	RESIDENTIAL LABOR 03/12 - 03/18/12	MAR-2012
28,531	Other	PIC GROUP INC				34.33	512100	500019578	RESIDENTIAL LABOR 03/12 - 03/18/12	MAR-2012
28,532	Other	PIC GROUP INC				34.33	512100	500019578	RESIDENTIAL LABOR 03/12 - 03/18/12	MAR-2012
28,533	Other	PIC GROUP INC				34.33	512100	500019578	RESIDENTIAL LABOR 03/12 - 03/18/12	MAR-2012
28,534	Other	PIC GROUP INC				1,342.01	512100	500019581	PAYMENT OF INVOICE #500019581--GHENT MILLWRIGHTS (BASE CREW) FOR THE PERIOD 3/11 THRU 3/17/12	MAR-2012
28,535	Other	PIC GROUP INC				1,338.48	512100	500019581	PAYMENT OF INVOICE #500019581--GHENT MILLWRIGHTS (BASE CREW) FOR THE PERIOD 3/11 THRU 3/17/12	MAR-2012
28,536	Other	PIC GROUP INC				1,250.44	511100	500019581	PAYMENT OF INVOICE #500019581--GHENT MILLWRIGHTS (BASE CREW) FOR THE PERIOD 3/11 THRU 3/17/12	MAR-2012
28,537	Other	PIC GROUP INC				880.32	512100	500019581	PAYMENT OF INVOICE #500019581--GHENT MILLWRIGHTS (BASE CREW) FOR THE PERIOD 3/11 THRU 3/17/12	MAR-2012
28,538	Other	PIC GROUP INC				838.29	512100	500019581	PAYMENT OF INVOICE #500019581--GHENT MILLWRIGHTS (BASE CREW) FOR THE PERIOD 3/11 THRU 3/17/12	MAR-2012
28,539	Other	PIC GROUP INC				820.52	512100	500019581	PAYMENT OF INVOICE #500019581--GHENT MILLWRIGHTS (BASE CREW) FOR THE PERIOD 3/11 THRU 3/17/12	MAR-2012
28,540	Other	PIC GROUP INC				643.90	512100	500019581	PAYMENT OF INVOICE #500019581--GHENT MILLWRIGHTS (BASE CREW) FOR THE PERIOD 3/11 THRU 3/17/12	MAR-2012
28,541	Other	PIC GROUP INC				492.12	513100	500019581	PAYMENT OF INVOICE #500019581--GHENT MILLWRIGHTS (BASE CREW) FOR THE PERIOD 3/11 THRU 3/17/12	MAR-2012
28,542	Other	PIC GROUP INC				480.55	513100	500019581	PAYMENT OF INVOICE #500019581--GHENT MILLWRIGHTS (BASE CREW) FOR THE PERIOD 3/11 THRU 3/17/12	MAR-2012
28,543	Other	PIC GROUP INC				373.84	512100	500019581	PAYMENT OF INVOICE #500019581--GHENT MILLWRIGHTS (BASE CREW) FOR THE PERIOD 3/11 THRU 3/17/12	MAR-2012
28,544	Other	PIC GROUP INC				354.34	512100	500019581	PAYMENT OF INVOICE #500019581--GHENT MILLWRIGHTS (BASE CREW) FOR THE PERIOD 3/11 THRU 3/17/12	MAR-2012
28,545	Other	PIC GROUP INC				316.80	513100	500019581	PAYMENT OF INVOICE #500019581--GHENT MILLWRIGHTS (BASE CREW) FOR THE PERIOD 3/11 THRU 3/17/12	MAR-2012
28,546	Other	PIC GROUP INC				274.64	512100	500019581	PAYMENT OF INVOICE #500019581--GHENT MILLWRIGHTS (BASE CREW) FOR THE PERIOD 3/11 THRU 3/17/12	MAR-2012
28,547	Other	PIC GROUP INC				274.64	512100	500019581	PAYMENT OF INVOICE #500019581--GHENT MILLWRIGHTS (BASE CREW) FOR THE PERIOD 3/11 THRU 3/17/12	MAR-2012
28,548	Other	PIC GROUP INC				165.52	512100	500019581	PAYMENT OF INVOICE #500019581--GHENT MILLWRIGHTS (BASE CREW) FOR THE PERIOD 3/11 THRU 3/17/12	MAR-2012
28,549	Other	PIC GROUP INC				1,140.72	512100	500019582	GHENT OUTSIDE MAINTENANCE FOR THE PERIOD 3/11 THRU 3/17/12	MAR-2012
28,550	Other	PIC GROUP INC				938.72	512100	500019582	GHENT OUTSIDE MAINTENANCE FOR THE PERIOD 3/11 THRU 3/17/12	MAR-2012
28,551	Other	PIC GROUP INC				591.44	512100	500019582	GHENT OUTSIDE MAINTENANCE FOR THE PERIOD 3/11 THRU 3/17/12	MAR-2012
28,552	Other	PIC GROUP INC				539.12	512100	500019582	GHENT OUTSIDE MAINTENANCE FOR THE PERIOD 3/11 THRU 3/17/12	MAR-2012
28,553	Other	PIC GROUP INC				411.96	512100	500019582	GHENT OUTSIDE MAINTENANCE FOR THE PERIOD 3/11 THRU 3/17/12	MAR-2012
28,554	Other	PIC GROUP INC				316.80	512100	500019582	GHENT OUTSIDE MAINTENANCE FOR THE PERIOD 3/11 THRU 3/17/12	MAR-2012
28,555	Other	PIC GROUP INC				295.72	512100	500019582	GHENT OUTSIDE MAINTENANCE FOR THE PERIOD 3/11 THRU 3/17/12	MAR-2012
28,556	Other	PIC GROUP INC				274.64	512100	500019582	GHENT OUTSIDE MAINTENANCE FOR THE PERIOD 3/11 THRU 3/17/12	MAR-2012
28,557	Other	PIC GROUP INC				274.64	512100	500019582	GHENT OUTSIDE MAINTENANCE FOR THE PERIOD 3/11 THRU 3/17/12	MAR-2012
28,558	Other	PIC GROUP INC				205.98	512100	500019582	GHENT OUTSIDE MAINTENANCE FOR THE PERIOD 3/11 THRU 3/17/12	MAR-2012
28,559	Other	PIC GROUP INC				205.95	512100	500019582	GHENT OUTSIDE MAINTENANCE FOR THE PERIOD 3/11 THRU 3/17/12	MAR-2012
28,560	Other	PIC GROUP INC				137.32	512100	500019582	GHENT OUTSIDE MAINTENANCE FOR THE PERIOD 3/11 THRU 3/17/12	MAR-2012
28,561	Other	PIC GROUP INC				137.32	512100	500019582	GHENT OUTSIDE MAINTENANCE FOR THE PERIOD 3/11 THRU 3/17/12	MAR-2012
28,562	Other	PIC GROUP INC				137.32	512100	500019582	GHENT OUTSIDE MAINTENANCE FOR THE PERIOD 3/11 THRU 3/17/12	MAR-2012
28,563	Other	PIC GROUP INC				137.32	512100	500019582	GHENT OUTSIDE MAINTENANCE FOR THE PERIOD 3/11 THRU 3/17/12	MAR-2012
28,564	Other	PIC GROUP INC				137.32	512100	500019582	GHENT OUTSIDE MAINTENANCE FOR THE PERIOD 3/11 THRU 3/17/12	MAR-2012
28,565	Other	PIC GROUP INC				137.32	512100	500019582	GHENT OUTSIDE MAINTENANCE FOR THE PERIOD 3/11 THRU 3/17/12	MAR-2012

KENTUCKY UTILITIES COMPANY
Case No. 2012- 00221
Analysis of Professional Services Expenses For the Test Year

(A)	(B)	(C)	(D)	(E)	(F)	(G)	(H)	(I)		
Line No.	Type	Vendor	Rate Case	Audit	Other	Total	Account	Invoice	Description	Period
28,626	Other	PIC GROUP INC				17.17	511100	500019583	GHENT INSIDE MAINTENANCE FOR THE PERIOD 3/11 THRU 3/17/12	MAR-2012
28,627	Other	PIC GROUP INC				17.17	511100	500019583	GHENT INSIDE MAINTENANCE FOR THE PERIOD 3/11 THRU 3/17/12	MAR-2012
28,628	Other	PIC GROUP INC				17.17	511100	500019583	GHENT INSIDE MAINTENANCE FOR THE PERIOD 3/11 THRU 3/17/12	MAR-2012
28,629	Other	PIC GROUP INC				17.17	511100	500019583	GHENT INSIDE MAINTENANCE FOR THE PERIOD 3/11 THRU 3/17/12	MAR-2012
28,630	Other	PIC GROUP INC				17.17	512017	500019583	GHENT INSIDE MAINTENANCE FOR THE PERIOD 3/11 THRU 3/17/12	MAR-2012
28,631	Other	PIC GROUP INC				17.17	512017	500019583	GHENT INSIDE MAINTENANCE FOR THE PERIOD 3/11 THRU 3/17/12	MAR-2012
28,632	Other	PIC GROUP INC				17.17	512100	500019583	GHENT INSIDE MAINTENANCE FOR THE PERIOD 3/11 THRU 3/17/12	MAR-2012
28,633	Other	PIC GROUP INC				17.17	513100	500019583	GHENT INSIDE MAINTENANCE FOR THE PERIOD 3/11 THRU 3/17/12	MAR-2012
28,634	Other	PIC GROUP INC				17.17	513100	500019583	GHENT INSIDE MAINTENANCE FOR THE PERIOD 3/11 THRU 3/17/12	MAR-2012
28,635	Other	PIC GROUP INC				17.17	513100	500019583	GHENT INSIDE MAINTENANCE FOR THE PERIOD 3/11 THRU 3/17/12	MAR-2012
28,636	Other	PIC GROUP INC				17.17	513100	500019583	GHENT INSIDE MAINTENANCE FOR THE PERIOD 3/11 THRU 3/17/12	MAR-2012
28,637	Other	PIC GROUP INC				17.17	513100	500019583	GHENT INSIDE MAINTENANCE FOR THE PERIOD 3/11 THRU 3/17/12	MAR-2012
28,638	Other	PIC GROUP INC				17.17	513100	500019583	GHENT INSIDE MAINTENANCE FOR THE PERIOD 3/11 THRU 3/17/12	MAR-2012
28,639	Other	PIC GROUP INC				17.17	513100	500019583	GHENT INSIDE MAINTENANCE FOR THE PERIOD 3/11 THRU 3/17/12	MAR-2012
28,640	Other	PIC GROUP INC				17.17	513100	500019583	GHENT INSIDE MAINTENANCE FOR THE PERIOD 3/11 THRU 3/17/12	MAR-2012
28,641	Other	PIC GROUP INC				5,466.46	512100	500014762A	SUPPLEMENTAL LABOR FOR TUBE LEAK REPAIR FOR U2 SUPERHEAT PENDANT PLATEN TUBE FAILURE	MAY-2011
28,642	Other	PIC GROUP INC				193.45	512005	500014762B	MAINTENANCE 04/25 - 04/30-11	MAY-2011
28,643	Other	PIC GROUP INC				150.00	511100	500014762B	MAINTENANCE 04/25 - 04/30-11	MAY-2011
28,644	Other	PIC GROUP INC				116.07	511100	500014762B	MAINTENANCE 04/25 - 04/30-11	MAY-2011
28,645	Other	PIC GROUP INC				77.38	512100	500014762B	MAINTENANCE 04/25 - 04/30-11	MAY-2011
28,646	Other	PIC GROUP INC				691.66	512100	500016987A	SUPPLEMENTAL LABOR FOR NEW IK/IR INSTALLATION ON U1 (09/26 - 10/01/11)	OCT-2011
28,647	Other	PIC GROUP INC				384.52	512017	500016987A	SUPPLEMENTAL LABOR FOR NEW IK/IR INSTALLATION ON U1 (09/26 - 10/01/11)	OCT-2011
28,648	Other	PIC GROUP INC				384.52	512100	500016987A	SUPPLEMENTAL LABOR FOR NEW IK/IR INSTALLATION ON U1 (09/26 - 10/01/11)	OCT-2011
28,649	Other	PIC GROUP INC				345.83	512100	500016987A	SUPPLEMENTAL LABOR FOR NEW IK/IR INSTALLATION ON U1 (09/26 - 10/01/11)	OCT-2011
28,650	Other	PIC GROUP INC				116.07	511100	500016987A	SUPPLEMENTAL LABOR FOR NEW IK/IR INSTALLATION ON U1 (09/26 - 10/01/11)	OCT-2011
28,651	Other	PIC GROUP INC				7,934.64	512100	500016987B	Labor to Support Unit 2 Boiler Assessmnt	OCT-2011
28,652	Other	PIC GROUP INC				747.64	512100	500017207A	INVOICE 500017207A	NOV-2011
28,653	Other	PIC GROUP INC				603.84	511100	500017207A	INVOICE 500017207A	NOV-2011
28,654	Other	PIC GROUP INC				42,624.15	512100	500017207B	SUPPLEMENTAL LABOR FOR U3 SUPERHEAT PENDANT PLATEN TUBE LEAK REPAIR	NOV-2011
28,655	Other	PIC GROUP INC				12,601.44	512100	500017207D	INVOICE 500017207D	NOV-2011
28,656	Other	PIC GROUP INC				5,422.52	512100	500017207D	INVOICE 500017207D	NOV-2011
28,657	Other	PIC GROUP INC				5,422.52	512100	500017207D	INVOICE 500017207D	NOV-2011
28,658	Other	PIC GROUP INC				13,095.05	512100	500017366A	T/M ALLOWANCE FOR SUPPLEMENTAL LABOR ON UNIT 2 PULVERIZER OUTAGE WORK	NOV-2011
28,659	Other	PIC GROUP INC				(11,861.09)	512100	500017366A	INVOICE 500017366A	NOV-2011
28,660	Other	PIC GROUP INC				2,397.72	512100	500017366A	INVOICE 500017366A	NOV-2011
28,661	Other	PIC GROUP INC				2,258.18	512100	500017366A	INVOICE 500017366A	NOV-2011
28,662	Other	PIC GROUP INC				1,876.40	512100	500017366A	INVOICE 500017366A	NOV-2011
28,663	Other	PIC GROUP INC				1,572.14	513100	500017366A	INVOICE 500017366A	NOV-2011
28,664	Other	PIC GROUP INC				1,462.92	512100	500017366A	INVOICE 500017366A	NOV-2011
28,665	Other	PIC GROUP INC				1,057.67	512100	500017366C	T/M TO REPAIR UNIT 1 EXPANSION JOINT	NOV-2011
28,666	Other	PIC GROUP INC				56,817.68	512100	500017366D	Labor for Punchlist Items for Unit 2 Auxillary Outage	NOV-2011
28,667	Other	PIC GROUP INC				12,659.00	512100	500017612B	Labor and Equipment to Repair Tube Leak	NOV-2011
28,668	Other	PIC GROUP INC				13,358.05	512100	500017612C	Labor for Punchlist Items for Unit 2 Auxillary Outage	NOV-2011
28,669	Other	PIC GROUP INC				37,426.86	512100	500017668A	Labor and Equipment to Repair Tube Leak	NOV-2011
28,670	Other	PIC GROUP INC				8,531.40	512100	500018138A	VENDOR SERVICES FOR UNIT 2 OUTAGE	Dec-2011
28,671	Other	PIC GROUP INC				735.00	512100	500018138B	SUPPLEMENTAL LABOR FOR U3 SUPERHEAT PENDANT PLATEN TUBE LEAK REPAIR	Dec-2011
28,672	Other	PIC GROUP INC				4,490.02	512100	500018138C	VENDOR SERVICES FOR U3 TUBE LEAK.	Dec-2011
28,673	Other	PIC GROUP INC				16,000.00	514100	J701-0110-0312 Adjustment USD	PIC	MAR-2012
28,674	Other	PIC GROUP INC				40,000.00	512100	J701-0110-0312 Adjustment USD	PIC Group Inc	MAR-2012
28,675	Other	PIC GROUP INC				(18,000.00)	514100	Reverses *J701-0110-0311 Adjustment USD	PIC	APR-2011
28,676	Other	PIKE ELECTRIC LLC				2,230.40	570100	01603173	Pike Electric Invoice # 01603173 - Pineville Breaker Maint	MAY-2011

KENTUCKY UTILITIES COMPANY
Case No. 2012- 00221
Analysis of Professional Services Expenses For the Test Year

(A)	(B)	(C)	(D)	(E)	(F)	(G)	(H)	(I)		
Line No.	Type	Vendor	Rate Case	Audit	Other	Total	Account	Invoice	Description	Period
28,677	Other	PIKE ELECTRIC LLC				9,307.34	570100	01603174	Pike Electric Invoice # 01603174 - Pineville SC&M work	JUL-2011
28,678	Other	PIKE ELECTRIC LLC				12,252.27	570100	01605284	Pike Electric Invoice # 01605284 - Pineville SC&M work	JUL-2011
28,679	Other	PIKE ELECTRIC LLC				9,634.28	570100	01606083	Pike Electric Invoice # 01606083 - Pineville SC&M work	JUL-2011
28,680	Other	PIKE ELECTRIC LLC				5,102.31	593002	01610500	Pike Electric - Storm work - 4/4/11	MAY-2011
28,681	Other	PIKE ELECTRIC LLC				169.25	593002	01612780	Pike Electric - storm work (meals)	MAY-2011
28,682	Other	PIKE ELECTRIC LLC				262.39	593002	01612781	Pike Electric - storm work (meals)	MAY-2011
28,683	Other	PIKE ELECTRIC LLC				8,859.78	570100	01613895	Pike Electric Invoice # 01613895 - Pineville O&M Breaker Work	AUG-2011
28,684	Other	PIKE ELECTRIC LLC				4,292.84	593002	1614547	Pike Electric - storm work 4/22/11	Jun-2011
28,685	Other	PIKE ELECTRIC LLC				1,336.62	593002	1614548	Pike Electric - Storm trouble 4/22/11	Jun-2011
28,686	Other	PIKE ELECTRIC LLC				4,128.47	593002	1614549	Pike Electric - Storm work 4/22/11	Jun-2011
28,687	Other	PIKE ELECTRIC LLC				3,539.32	593002	1614550	Pike Electric - Storm work 4/22/11	Jun-2011
28,688	Other	PIKE ELECTRIC LLC				4,487.12	593002	1614551	Pike Electric - Storm work 4/22/11	Jun-2011
28,689	Other	PIKE ELECTRIC LLC				3,589.45	593002	01614552	Pike Electric - Storm work	JUL-2011
28,690	Other	PIKE ELECTRIC LLC				116.25	593002	1614553	Pike Electric - storm work (meals) 4/4/11	Jun-2011
28,691	Other	PIKE ELECTRIC LLC				2,233.79	570100	1616383	Pike Invoice # 01616383 - Breaker Maint in Pineville Area	Jun-2011
28,692	Other	PIKE ELECTRIC LLC				10,974.06	570100	1618553	Pike Invoice # 01618553 - Breaker Maint in Pineville Area	Jun-2011
28,693	Other	PIKE ELECTRIC LLC				272.95	593002	1619842	Pike Electric - storm work 4/22/11	Jun-2011
28,694	Other	PIKE ELECTRIC LLC				10,056.52	570100	1619880	Pike Invoice # 01619880 - Breaker Maint in Pineville Area	Jun-2011
28,695	Other	PIKE ELECTRIC LLC				147.68	593002	1621240	Pike Electric - storm work	Jun-2011
28,696	Other	PIKE ELECTRIC LLC				11,228.30	570100	01621740	Pike Electric Invoice # 01621740 - Pineville breaker maintenance	JUL-2011
28,697	Other	PIKE ELECTRIC LLC				2,270.55	571100	1622380	pay invoice 01622380	Jun-2011
28,698	Other	PIKE ELECTRIC LLC				349.31	571100	1622381	pay invoice 01622381	Jun-2011
28,699	Other	PIKE ELECTRIC LLC				9,982.65	570100	01623674	Pike Electric Invoice # 01623674 - Pineville O&M Breaker Work	AUG-2011
28,700	Other	PIKE ELECTRIC LLC				14,362.26	593002	01628765	Pike electric - Storm work 6/20/11	JUL-2011
28,701	Other	PIKE ELECTRIC LLC				10,554.04	593002	01628766	Pike Electric - storm work 6/20/11	JUL-2011
28,702	Other	PIKE ELECTRIC LLC				2,772.10	593002	01638901	INVOICE # 1638901	OCT-2011
28,703	Other	PIKE ELECTRIC LLC				897.96	593002	01638901	INVOICE # 1638901	OCT-2011
28,704	Other	PIKE ELECTRIC LLC				2,677.42	593002	01638902	INVOICE # 1638902	OCT-2011
28,705	Other	PIKE ELECTRIC LLC				987.70	593002	01638902	INVOICE # 1638902	OCT-2011
28,706	Other	PIKE ELECTRIC LLC				2,461.61	593002	01638903	INVOICE # 1638903	OCT-2011
28,707	Other	PIKE ELECTRIC LLC				744.00	593002	01638903	INVOICE # 1638903	OCT-2011
28,708	Other	PIKE ELECTRIC LLC				366.60	593002	1642284	Pike Electric - storm work 6/2/11	SEP-2011
28,709	Other	PIKE ELECTRIC LLC				1,480.06	570100	01654855	Pike Electric Inc Invoice # 01654855 - Pineville Breaker Maintenance	NOV-2011
28,710	Other	PIKE ELECTRIC LLC				4,271.35	571100	1692085	pay invoice 01692085	Feb-2012
28,711	Other	PIKE ELECTRIC LLC				4,694.35	571100	1692088	pay invoice 01692088	Feb-2012
28,712	Other	PIKE ELECTRIC LLC				3,435.48	593002	01692630	CONTRACT STORM LABOR, INV#01692630	MAR-2012
28,713	Other	PIKE ELECTRIC LLC				3,435.48	593002	01692631	CONTRACT STORM LABOR, INV#01692631	MAR-2012
28,714	Other	PIKE ELECTRIC LLC				1,521.16	593002	01692632	Pike Electric - storm work Harlan	MAR-2012
28,715	Other	PIKE ELECTRIC LLC				750.18	571100	01693888	pay invoice 01693888	MAR-2012
28,716	Other	PIKE ELECTRIC LLC				878.72	571100	01693891	pay invoice 01693891	MAR-2012
28,717	Other	PIKE ELECTRIC LLC				161.79	593001	01694306	Distribution OH & UG Construction Services. For payment of invoices.	MAR-2012
28,718	Other	PIKE ELECTRIC LLC				94.57	593001	01694306	Distribution OH & UG Construction Services. For payment of invoices.	MAR-2012
28,719	Other	PIKE ELECTRIC LLC				276.97	593001	01694307	Distribution OH & UG Construction Services. For payment of invoices.	MAR-2012
28,720	Other	PIKE ELECTRIC LLC				161.90	593001	01694307	Distribution OH & UG Construction Services. For payment of invoices.	MAR-2012
28,721	Other	PIKE ELECTRIC LLC				1,863.12	593002	01694374	CONTRACT STORM LABOR, INV#01694374	MAR-2012
28,722	Other	PIKE ELECTRIC LLC				1,863.12	593002	01694375	CONTRACT STORM LABOR, INV#01694375	MAR-2012
28,723	Other	PIKE ELECTRIC LLC				4,759.95	593002	01694377	Pike Electric - Storm work	MAR-2012
28,724	Other	PIKE ELECTRIC LLC				383.59	593001	01695928	Distribution OH & UG Construction Services. For payment of invoices.	MAR-2012
28,725	Other	PIKE ELECTRIC LLC				224.22	593001	01695928	Distribution OH & UG Construction Services. For payment of invoices.	MAR-2012
28,726	Other	PIKE ELECTRIC LLC				4,324.46	593002	01696044	Contract labor and equipment	MAR-2012
28,727	Other	PIKE ELECTRIC LLC				3,920.85	593002	01696045	contract labor and equipment	MAR-2012
28,728	Other	PIKE ELECTRIC LLC				3,365.58	593002	01696046	contract labor and equipment	MAR-2012
28,729	Other	PIKE ELECTRIC LLC				3,683.81	593002	01696047	contract labor and equipment	MAR-2012
28,730	Other	PIKE ELECTRIC LLC				4,055.25	593002	01696048	Contract labor and equipment	MAR-2012
28,731	Other	PIKE ELECTRIC LLC				4,846.42	593002	01696050	Pike Electric -storm work 3/2/12	MAR-2012
28,732	Other	PIKE ELECTRIC LLC				2,517.19	571100	01696440	pay invoice 01696440	MAR-2012
28,733	Other	PIKE ELECTRIC LLC				2,563.32	571100	01696444	pay invoice 01696444	MAR-2012
28,734	Other	PIKE ELECTRIC LLC				236.91	593001	01699155	Distribution OH & UG Construction Services. For payment of invoices.	MAR-2012
28,735	Other	PIKE ELECTRIC LLC				138.48	593001	01699155	Distribution OH & UG Construction Services. For payment of invoices.	MAR-2012
28,736	Other	PIKE ELECTRIC LLC				48.14	593002	01699235	Contract labor and equipment	MAR-2012

KENTUCKY UTILITIES COMPANY
Case No. 2012- 00221
Analysis of Professional Services Expenses For the Test Year

(A)	(B)	(C)	(D)	(E)	(F)	(G)	(H)	(I)		
Line No.	Type	Vendor	Rate Case	Audit	Other	Total	Account	Invoice	Description	Period
28,737	Other	PIKE ELECTRIC LLC				82.87	593002	01699236	Pike Electric - storm work 3/2/12	MAR-2012
28,738	Other	PIKE ELECTRIC LLC				2,096.26	566100	01700649	pay invoice 01700649	MAR-2012
28,739	Other	PIKE ELECTRIC LLC				2,000.29	593002	01700938	Pike Electric - Broke pole	MAR-2012
28,740	Other	PIKE ELECTRIC LLC				1,126.80	570100	16031731	Pike Electric Invoice # 1603173-1 - Pineville Breaker Maint	MAY-2011
28,741	Other	PIKE ELECTRIC LLC				473.48	593002	016347211	Pike Electric - Lodging expenses while working storm work	AUG-2011
28,742	Other	PIKE ELECTRIC LLC				375.78	593002	016392011	Pike Electric - Meal expenses during storm work	AUG-2011
28,743	Other	PIKE ELECTRIC LLC				1,134.43	566100	J702-0100-0312 Adjustment USD	Manual Accrual-PIKE	MAR-2012
28,744	Other	PIKE ELECTRIC LLC				4,365.13	566100	J702-0110-0312 Adjustment USD	Manual Accrual-PIKE	MAR-2012
28,745	Other	PIKE ELECTRIC LLC				7,375.00	595100	J703-0110-0312 Adjustment USD	Pike	MAR-2012
28,746	Other	PINGEL EXCHANGER SERVICE INC				1,200.00	513100	0017828IN	LABOR TO REPAIR ONE ITT MODEL HCF 5-142-05-072-002 COOLER	SEP-2011
28,747	Other	PINKERTON HOUSE PORTFOLIO				89.00	935403	4221	PINKERTON HOUSE- REPLACE FRAME AND RE-FIT GUNMETAL STANDARD ON EXISTING ART, AND DELIVER	APR-2011
28,748	Other	PINKERTON HOUSE PORTFOLIO				90.00	921004	4285	MATT AND REFRAME KY LG OVERSIZE 30 X 40	Feb-2012
28,749	Other	PINKERTON HOUSE PORTFOLIO				90.00	921004	4285	MATT AND REFRAME KY LG OVERSIZE 30 X 40	Feb-2012
28,750	Other	PINKERTON HOUSE PORTFOLIO				46.00	921004	4285	PINKERTON HOUSE-MATT AND REFRAME KY LG ENERGY IN BUILDING STANDARDS 18X24	Feb-2012
28,751	Other	PINKERTON HOUSE PORTFOLIO				46.00	921004	4285	PINKERTON HOUSE-MATT AND REFRAME KY LG ENERGY IN BUILDING STANDARDS 18X24	Feb-2012
28,752	Other	PIONEER INDUSTRIAL CORP				(6,397.47)	512100	201796	CORRECT ACCT Repair labor credit	NOV-2011
28,753	Other	PIRTEK READING RD				211.50	512100	S1486514001	LABOR FOR 3-1 AND 3-2 ID FAN PERIODIC INSPECTION	APR-2011
28,754	Other	PIRTEK READING RD				190.66	512100	S1486514001	MATERIAL FOR 3-1 AND 3-2 ID FAN PERIODIC INSPECTION	APR-2011
28,755	Other	PJM INTERCONNECTION LLC				834.68	560900	5691634	PJM Inv.# 569163-4 Cost allocation for Eastern Interconnection Planning Collaborative	APR-2012
28,756	Other	PMR CONSTRUCTION				3,100.00	593002	05	PMR Con - Road made at Crockett Sub	SEP-2011
28,757	Other	PMR CONSTRUCTION				3,210.00	593001	06	PMR Con - work at Fonde, Meldrum, Davenport property, Ed Onda property	NOV-2011
28,758	Other	PMR CONSTRUCTION				1,125.00	593001	07	PMR - Hauling junk from Harlan and Pineville to landfill	NOV-2011
28,759	Other	PMR CONSTRUCTION				150.00	593001	07	PMR - repair lock on transformer at Ambleside	NOV-2011
28,760	Other	PMR CONSTRUCTION				1,010.00	583001	8	PMR Con - hauling junk to landfill and install lock hasp on back door	Jan-2012
28,761	Other	PMR CONSTRUCTION				2,340.00	593002	088	PMR Con - storm work 6/20/11	JUL-2011
28,762	Other	PMR CONSTRUCTION				500.00	593001	088	PMR Con - Reclaim at Helton Sub	JUL-2011
28,763	Other	PMR CONSTRUCTION				1,495.00	593001	089	PMR Con - Hauling junk from P'ville and Halan Storerooms 4 days	JUL-2011
28,764	Other	PMR CONSTRUCTION				345.00	593001	00611	PMR Con - Hauling junk to landfill	SEP-2011
28,765	Other	PMR CONSTRUCTION				15,250.00	511100	12012	LABOR AND MATERIAL TO BUILD 32' X 32' ROOF OVER PORCH ABOVE TVA CONTROLS	Jan-2012
28,766	Other	PMR CONSTRUCTION				1,500.00	511100	12012	LABOR TO CHIP LOOSE CONCRETE AND CLEAN AREA	Jan-2012
28,767	Other	PMR CONSTRUCTION				1,500.00	511100	12012	LABOR AND MATERIAL TO BUILD A PLASTIC WALK THRU IN STAIRWAY TO BASEMENT	Jan-2012
28,768	Other	PMR CONSTRUCTION				900.00	511100	12012	LABOR AND MATERIAL TO CHANNEL WATER IN BASEMENT TO ANOTHER AREA	Jan-2012
28,769	Other	PMR CONSTRUCTION				1,545.00	583001	0022011	PMR Construction - hauling junk to landfill (4) days	MAY-2011
28,770	Other	PMR CONSTRUCTION				2,750.00	511100	022012	LABOR AND MATERIAL TO BUILD 16' X 4' CANOPY OF METAL MATERIAL	MAR-2012
28,771	Other	PMR CONSTRUCTION				5,940.00	580100	0032011	PMR Construction - Storm work	MAY-2011
28,772	Other	PMR CONSTRUCTION				2,580.00	593002	0032011	PMR Construction - Storm work	MAY-2011
28,773	Other	PMR CONSTRUCTION				850.00	511100	66A	Monthly maintenance on sump pumps and grounds mowing at the Pineville Plant for 2011	APR-2011
28,774	Other	PMR CONSTRUCTION				850.00	511100	67A	Monthly maintenance on sump pumps and grounds mowing at the Pineville Plant for 2011	MAY-2011
28,775	Other	PMR CONSTRUCTION				500.00	511100	68A	Deliver files cabinets from Pineville to Brown	Jun-2011
28,776	Other	PMR CONSTRUCTION				1,700.00	511100	69A	Monthly maintenance on sump pumps and grounds mowing at the Pineville Plant for 2011	Jun-2011
28,777	Other	PMR CONSTRUCTION				850.00	511100	70A	Monthly maintenance on sump pumps and grounds mowing at the Pineville Plant for 2011	JUL-2011
28,778	Other	PMR CONSTRUCTION				1,700.00	511100	71A	Monthly maintenance on sump pumps and grounds mowing at the Pineville Plant for 2011	AUG-2011
28,779	Other	PMR CONSTRUCTION				2,150.00	511100	72A	Monthly maintenance on sump pumps and grounds mowing at the Pineville Plant for 2011	SEP-2011
28,780	Other	PMR CONSTRUCTION				1,700.00	511100	73A	Monthly maintenance on sump pumps and grounds mowing at the Pineville Plant for 2011	OCT-2011
28,781	Other	PMR CONSTRUCTION				850.00	511100	74A	Monthly maintenance on sump pumps and grounds mowing at the Pineville Plant for 2011	NOV-2011

KENTUCKY UTILITIES COMPANY
Case No. 2012- 00221
Analysis of Professional Services Expenses For the Test Year

(A)	(B)	(C)	(D)	(E)	(F)	(G)	(H)	(I)		
Line No.	Type	Vendor	Rate Case	Audit	Other	Total	Account	Invoice	Description	Period
28,782	Other	PMR CONSTRUCTION				850.00	511100	75A	Monthly maintenance on sump pumps and grounds mowing at the Pineville Plant for 2011	Dec-2011
28,783	Other	PMR CONSTRUCTION				850.00	511100	76A	Monthly maintenance on sump pumps and grounds mowing at the Pineville Plant for 2011	Jan-2012
28,784	Other	PMR CONSTRUCTION				850.00	511100	77A	Monthly maintenance on sump pumps and grounds mowing at the Pineville Plant for 2012	Feb-2012
28,785	Other	PMR CONSTRUCTION				3,310.00	511100	78A	Monthly maintenance on sump pumps and grounds mowing at the Pineville Plant for 2012	MAR-2012
28,786	Other	PMR CONSTRUCTION				450.00	502100	PMRCON022912	MONTHLY WATER SAMPLING AT PINEVILLE PLANT	MAR-2012
28,787	Other	PMR CONSTRUCTION				450.00	502100	PMRCON033111	MONTHLY WATER SAMPLING AT PINEVILLE PLANT	APR-2011
28,788	Other	PMR CONSTRUCTION				450.00	502100	PMRCON043011	MONTHLY WATER SAMPLING AT PINEVILLE PLANT	MAY-2011
28,789	Other	PMR CONSTRUCTION				450.00	502100	PMRCON053111	MONTHLY WATER SAMPLING AT PINEVILLE PLANT	Jun-2011
28,790	Other	PMR CONSTRUCTION				1,800.00	580100	PMRCON05312011	PMR Construction - Storm work	Jun-2011
28,791	Other	PMR CONSTRUCTION				500.00	593001	PMRCON060811	PMR Construction - repair gate at Crockett	Jun-2011
28,792	Other	PMR CONSTRUCTION				450.00	502100	PMRCON063011	MONTHLY WATER SAMPLING AT PINEVILLE PLANT	JUL-2011
28,793	Other	PMR CONSTRUCTION				450.00	502100	PMRCON073111	MONTHLY WATER SAMPLING AT PINEVILLE PLANT	SEP-2011
28,794	Other	PMR CONSTRUCTION				450.00	502100	PMRCON083111	MONTHLY WATER SAMPLING AT PINEVILLE PLANT	SEP-2011
28,795	Other	PMR CONSTRUCTION				450.00	502100	PMRCON093011	MONTHLY WATER SAMPLING AT PINEVILLE PLANT	OCT-2011
28,796	Other	PMR CONSTRUCTION				450.00	502100	PMRCON103111	MONTHLY WATER SAMPLING AT PINEVILLE PLANT	NOV-2011
28,797	Other	PMR CONSTRUCTION				450.00	502100	PMRCON113011	MONTHLY WATER SAMPLING AT PINEVILLE PLANT	Dec-2011
28,798	Other	PMR CONSTRUCTION				450.00	502100	PMRCON123111	MONTHLY WATER SAMPLING AT PINEVILLE PLANT	Jan-2012
28,799	Other	PMR CONSTRUCTION				450.00	502100	PMRCON13112	MONTHLY WATER SAMPLING AT PINEVILLE PLANT	Feb-2012
28,800	Other	PORTER, JANICE W				1,106.27	580100	31MAR11	Independent Contractor, Janice Porter	APR-2011
28,801	Other	PORTER, JANICE W				518.69	580100	30APR11	Independent Contractor, Janice Porter for 2009-2011	MAY-2011
28,802	Other	PORTER, JANICE W				1,049.53	580100	27-May-11	Independent Contractor, Janice Porter for 2009-2011	Jun-2011
28,803	Other	PORTER, JANICE W				1,227.83	580100	29-Jun-11	Independent Contractor, Janice Porter for 2009-2011	Jun-2011
28,804	Other	PORTER, JANICE W				1,114.37	580100	31JUL11	Independent Contractor, Janice Porter for 2009-2011	AUG-2011
28,805	Other	PORTER, JANICE W				1,406.13	580100	29AUG11	Independent Contractor, Janice Porter for 2009-2011	AUG-2011
28,806	Other	PORTER, JANICE W				(10,297.84)	580100	30-Sep-11	PER S WRIGHT - JAN - OCT 2011 - Independent Contractor, Janice Porter for 2009-2011	Dec-2011
28,807	Other	PORTER, JANICE W				810.45	580100	30SEP11	Independent Contractor, Janice Porter for 2009-2011	OCT-2011
28,808	Other	PORTER, JANICE W				842.87	580100	31OCT11	Independent Contractor, Janice Porter for 2009-2011	NOV-2011
28,809	Other	POWER EQUIPMENT MAINTENANCE INC				4,451.00	544100	11400	Check Out DX#3 Governor Due to MW and AMP Swings	MAY-2011
28,810	Other	POWER STAFFING INC				9.87	903003	10272	Business Office temporary staffing needs. Split between KU, LG&E and Servco	Feb-2012
28,811	Other	POWER STAFFING INC				9.49	903003	10272	Business Office temporary staffing needs. Split between KU, LG&E and Servco	Feb-2012
28,812	Other	POWER STAFFING INC				5.48	903003	10272	Business Office temporary staffing needs. Split between KU, LG&E and Servco	Feb-2012
28,813	Other	POWER STAFFING INC				2.82	903003	10272	Business Office temporary staffing needs. Split between KU, LG&E and Servco	Feb-2012
28,814	Other	POWER STAFFING INC				2.41	903003	10272	Business Office temporary staffing needs. Split between KU, LG&E and Servco	Feb-2012
28,815	Other	POWER STAFFING INC				1.95	903003	10272	Business Office temporary staffing needs. Split between KU, LG&E and Servco	Feb-2012
28,816	Other	POWER STAFFING INC				1.93	903003	10272	Business Office temporary staffing needs. Split between KU, LG&E and Servco	Feb-2012
28,817	Other	POWER STAFFING INC				1.89	903003	10272	Business Office temporary staffing needs. Split between KU, LG&E and Servco	Feb-2012
28,818	Other	POWER STAFFING INC				1.61	903003	10272	Business Office temporary staffing needs. Split between KU, LG&E and Servco	Feb-2012
28,819	Other	POWER STAFFING INC				1.56	903003	10272	Business Office temporary staffing needs. Split between KU, LG&E and Servco	Feb-2012
28,820	Other	POWER STAFFING INC				1.16	903003	10272	Business Office temporary staffing needs. Split between KU, LG&E and Servco	Feb-2012
28,821	Other	POWER STAFFING INC				160.47	903003	10273	Business Office temporary staffing needs. Split between KU, LG&E and Servco	Feb-2012
28,822	Other	POWER STAFFING INC				154.36	903003	10273	Business Office temporary staffing needs. Split between KU, LG&E and Servco	Feb-2012
28,823	Other	POWER STAFFING INC				89.19	903003	10273	Business Office temporary staffing needs. Split between KU, LG&E and Servco	Feb-2012
28,824	Other	POWER STAFFING INC				45.84	903003	10273	Business Office temporary staffing needs. Split between KU, LG&E and Servco	Feb-2012
28,825	Other	POWER STAFFING INC				39.17	903003	10273	Business Office temporary staffing needs. Split between KU, LG&E and Servco	Feb-2012
28,826	Other	POWER STAFFING INC				31.70	903003	10273	Business Office temporary staffing needs. Split between KU, LG&E and Servco	Feb-2012
28,827	Other	POWER STAFFING INC				31.43	903003	10273	Business Office temporary staffing needs. Split between KU, LG&E and Servco	Feb-2012
28,828	Other	POWER STAFFING INC				30.69	903003	10273	Business Office temporary staffing needs. Split between KU, LG&E and Servco	Feb-2012
28,829	Other	POWER STAFFING INC				26.19	903003	10273	Business Office temporary staffing needs. Split between KU, LG&E and Servco	Feb-2012
28,830	Other	POWER STAFFING INC				25.41	903003	10273	Business Office temporary staffing needs. Split between KU, LG&E and Servco	Feb-2012
28,831	Other	POWER STAFFING INC				18.93	903003	10273	Business Office temporary staffing needs. Split between KU, LG&E and Servco	Feb-2012
28,832	Other	POWER STAFFING INC				754.18	903003	10275	Business Office temporary staffing needs. Split between KU, LG&E and Servco	Feb-2012
28,833	Other	POWER STAFFING INC				725.41	903003	10275	Business Office temporary staffing needs. Split between KU, LG&E and Servco	Feb-2012
28,834	Other	POWER STAFFING INC				419.12	903003	10275	Business Office temporary staffing needs. Split between KU, LG&E and Servco	Feb-2012
28,835	Other	POWER STAFFING INC				215.43	903003	10275	Business Office temporary staffing needs. Split between KU, LG&E and Servco	Feb-2012
28,836	Other	POWER STAFFING INC				184.06	903003	10275	Business Office temporary staffing needs. Split between KU, LG&E and Servco	Feb-2012

KENTUCKY UTILITIES COMPANY
Case No. 2012- 00221
Analysis of Professional Services Expenses For the Test Year

(A)	(B)	(C)	(D)	(E)	(F)	(G)	(H)	(I)		
Line No.	Type	Vendor	Rate Case	Audit	Other	Total	Account	Invoice	Description	Period
29,197	Other	POWER STAFFING INC				21.55	903003	10374	Business Office temporary staffing needs. Split between KU, LG&E and Servco	Feb-2012
29,198	Other	POWER STAFFING INC				11.08	903003	10374	Business Office temporary staffing needs. Split between KU, LG&E and Servco	Feb-2012
29,199	Other	POWER STAFFING INC				9.47	903003	10374	Business Office temporary staffing needs. Split between KU, LG&E and Servco	Feb-2012
29,200	Other	POWER STAFFING INC				7.66	903003	10374	Business Office temporary staffing needs. Split between KU, LG&E and Servco	Feb-2012
29,201	Other	POWER STAFFING INC				7.60	903003	10374	Business Office temporary staffing needs. Split between KU, LG&E and Servco	Feb-2012
29,202	Other	POWER STAFFING INC				7.42	903003	10374	Business Office temporary staffing needs. Split between KU, LG&E and Servco	Feb-2012
29,203	Other	POWER STAFFING INC				6.33	903003	10374	Business Office temporary staffing needs. Split between KU, LG&E and Servco	Feb-2012
29,204	Other	POWER STAFFING INC				6.14	903003	10374	Business Office temporary staffing needs. Split between KU, LG&E and Servco	Feb-2012
29,205	Other	POWER STAFFING INC				4.58	903003	10374	Business Office temporary staffing needs. Split between KU, LG&E and Servco	Feb-2012
29,206	Other	POWER STAFFING INC				137.08	903003	10376	Business Office temporary staffing needs. Split between KU, LG&E and Servco	Feb-2012
29,207	Other	POWER STAFFING INC				131.86	903003	10376	Business Office temporary staffing needs. Split between KU, LG&E and Servco	Feb-2012
29,208	Other	POWER STAFFING INC				76.18	903003	10376	Business Office temporary staffing needs. Split between KU, LG&E and Servco	Feb-2012
29,209	Other	POWER STAFFING INC				39.16	903003	10376	Business Office temporary staffing needs. Split between KU, LG&E and Servco	Feb-2012
29,210	Other	POWER STAFFING INC				33.46	903003	10376	Business Office temporary staffing needs. Split between KU, LG&E and Servco	Feb-2012
29,211	Other	POWER STAFFING INC				27.08	903003	10376	Business Office temporary staffing needs. Split between KU, LG&E and Servco	Feb-2012
29,212	Other	POWER STAFFING INC				26.84	903003	10376	Business Office temporary staffing needs. Split between KU, LG&E and Servco	Feb-2012
29,213	Other	POWER STAFFING INC				26.21	903003	10376	Business Office temporary staffing needs. Split between KU, LG&E and Servco	Feb-2012
29,214	Other	POWER STAFFING INC				22.37	903003	10376	Business Office temporary staffing needs. Split between KU, LG&E and Servco	Feb-2012
29,215	Other	POWER STAFFING INC				21.71	903003	10376	Business Office temporary staffing needs. Split between KU, LG&E and Servco	Feb-2012
29,216	Other	POWER STAFFING INC				16.17	903003	10376	Business Office temporary staffing needs. Split between KU, LG&E and Servco	Feb-2012
29,217	Other	POWER STAFFING INC				6,131.29	903003	10474	Area 9 Retail Office Labor March 2012- Wks ending 2/26; 3/4; 3/11; 3/18/12.	MAR-2012
29,218	Other	POWER STAFFING INC				528.94	903003	10564	Business Office temporary staffing needs. Split between KU, LG&E and Servco	MAR-2012
29,219	Other	POWER STAFFING INC				501.46	903003	10564	Business Office temporary staffing needs. Split between KU, LG&E and Servco	MAR-2012
29,220	Other	POWER STAFFING INC				1,589.69	903003	10565	Business Office temporary staffing needs. Split between KU, LG&E and Servco	MAR-2012
29,221	Other	POWER STAFFING INC				965.47	903003	10565	Business Office temporary staffing needs. Split between KU, LG&E and Servco	MAR-2012
29,222	Other	POWER STAFFING INC				991.26	905002	10566	Temporary Positions for Business Office Support- Jan Rose Coleman	MAR-2012
29,223	Other	POWER STAFFING INC				12,866.00	903003	10567	Business Office temporary staffing needs. Split between KU, LG&E and Servco	MAR-2012
29,224	Other	POWER STAFFING INC				1,102.20	903003	10568	Business Office temporary staffing needs. Split between KU, LG&E and Servco	MAR-2012
29,225	Other	POWER STAFFING INC				1,044.94	903003	10568	Business Office temporary staffing needs. Split between KU, LG&E and Servco	MAR-2012
29,226	Other	POWER STAFFING INC				1,720.53	903003	10569	Business Office temporary staffing needs. Split between KU, LG&E and Servco	MAR-2012
29,227	Other	POWER STAFFING INC				1,631.14	903003	10569	Business Office temporary staffing needs. Split between KU, LG&E and Servco	MAR-2012
29,228	Other	POWER STAFFING INC				1,488.63	903003	10570	Business Office temporary staffing needs. Split between KU, LG&E and Servco	MAR-2012
29,229	Other	POWER STAFFING INC				1,188.56	903003	10570	Business Office temporary staffing needs. Split between KU, LG&E and Servco	MAR-2012
29,230	Other	POWER STAFFING INC				486.93	903003	10571	Business Office temporary staffing needs. Split between KU, LG&E and Servco for month of March 2012.	MAR-2012
29,231	Other	POWER STAFFING INC				1,924.59	903003	10572	Business Office temporary staffing needs. Split between KU, LG&E and Servco for month of March 2012.	MAR-2012
29,232	Other	POWER STAFFING INC				2,347.89	903003	10573	Area 9 Retail Office Labor March 2012- Wks ending 2/26; 3/4; 3/11; 3/18/12.	MAR-2012
29,233	Other	POWER STAFFING INC				588.46	903003	10575	Business Office temporary staffing needs. Split between KU, LG&E and Servco for month of March 2012.	MAR-2012
29,234	Other	POWER STAFFING INC				2,932.56	903003	10576	Area 9 Retail Office Labor March 2012- Wks ending 2/26; 3/4; 3/11; 3/18/12.	MAR-2012
29,235	Other	POWER STAFFING INC				2,703.81	903003	10577	Business Office temporary staffing needs. Split between KU, LG&E and Servco	MAR-2012
29,236	Other	POWER STAFFING INC				2,951.82	903003	10578	Business Office temporary staffing needs. Split between KU, LG&E and Servco	MAR-2012
29,237	Other	POWER STAFFING INC				1,792.75	903003	10578	Business Office temporary staffing needs. Split between KU, LG&E and Servco	MAR-2012
29,238	Other	POWER STAFFING INC				203.07	903003	10579	Business Office temporary staffing needs. Split between KU, LG&E and Servco	MAR-2012
29,239	Other	POWER STAFFING INC				123.33	903003	10579	Business Office temporary staffing needs. Split between KU, LG&E and Servco	MAR-2012
29,240	Other	POWER STAFFING INC				2,003.04	903003	10580	Area 9 Retail Office Labor March 2012- Wks ending 2/26; 3/4; 3/11; 3/18/12.	MAR-2012
29,241	Other	POWER STAFFING INC				3,794.19	905002	10581	Temporary Positions for Business Office Support- Jan Rose Coleman	MAR-2012
29,242	Other	POWER STAFFING INC				1,091.24	905002	10582	Temporary Positions for Business Office Support- Jan Rose Coleman	MAR-2012
29,243	Other	POWER STAFFING INC				1,864.45	903003	10584	Business Office temporary staffing needs. Split between KU, LG&E and Servco	MAR-2012
29,244	Other	POWER STAFFING INC				1,488.63	903003	10584	Business Office temporary staffing needs. Split between KU, LG&E and Servco	MAR-2012
29,245	Other	POWER STAFFING INC				15,000.00	905002	J703-0020-0312 Adjustment USD	Power Staffing	MAR-2012
29,246	Other	POWER STAFFING INC				1,150.00	903003	J703-0110-0312 Adjustment USD	Power Staffing	MAR-2012
29,247	Other	POWER STAFFING INC				1,000.00	903003	J703-0110-0312 Adjustment USD	Power Staffing	MAR-2012
29,248	Other	POWER STAFFING INC				6,500.00	901001	J703-0110-0312 Adjustment USD	Power Staffing Area 10	MAR-2012
29,249	Other	POWERGENICS				400.00	553100	32157	COPY OF FIRMWARE EPROM	SEP-2011
29,250	Other	POWERLINE EHV AND SAFETY TRAINING LLC				7,336.20	566100	1081	Training expenses	JUL-2011
29,251	Other	POWERLINE EHV AND SAFETY TRAINING LLC				150.00	566100	1088	pay invoice 1088	JUL-2011
29,252	Other	POWERPLAN CONSULTANTS INC				637.50	921903	0711EON273	Consulting from 7/4/11 to 7/31/11 (Contract # 39167) - Kevin Yang (.5 days) @ \$2500/day	AUG-2011

KENTUCKY UTILITIES COMPANY
Case No. 2012- 00221
Analysis of Professional Services Expenses For the Test Year

(A)	(B)	(C)	(D)	(E)	(F)	(G)	(H)	(I)		
Line No.	Type	Vendor	Rate Case	Audit	Other	Total	Account	Invoice	Description	Period
29,253	Other	PRECIPITATOR SERVICES GROUP INC				28,802.42	512100	6504	PROVIDE INSPECTION AND REPAIR CREW FOR BROWN 3 ESP AND ASSOCIATED DUCT WORK	APR-2011
29,254	Other	PRECIPITATOR SERVICES GROUP INC				36,743.44	512011	6517	LABOR TO REPAIR BR1 PRECIP	APR-2011
29,255	Other	PRECIPITATOR SERVICES GROUP INC				8,520.05	512011	6517	MATERIAL TO REPAIR BR1 PRECIP	APR-2011
29,256	Other	PRECIPITATOR SERVICES GROUP INC				17,631.62	512011	6522	labor to clean and inspect unit 4 precipitators	MAY-2011
29,257	Other	PRECIPITATOR SERVICES GROUP INC				2,701.00	512011	6522	Per Diem charges	MAY-2011
29,258	Other	PRECIPITATOR SERVICES GROUP INC				1,809.05	512011	6522	material and equipment to clean unit 4 precips	MAY-2011
29,259	Other	PRECIPITATOR SERVICES GROUP INC				5,078.24	512100	6523	labor to clean unit 4 APH during outage	MAY-2011
29,260	Other	PRECIPITATOR SERVICES GROUP INC				4,329.04	512100	6523	material and equipment to clean unit 4 APH	MAY-2011
29,261	Other	PRECIPITATOR SERVICES GROUP INC				715.00	512100	6523	Per Diem charges	MAY-2011
29,262	Other	PRECIPITATOR SERVICES GROUP INC				1,035.81	512011	6524	labor to install rapper conversion kit	MAY-2011
29,263	Other	PRECIPITATOR SERVICES GROUP INC				168.00	512011	6524	Per Diem charges	MAY-2011
29,264	Other	PRECIPITATOR SERVICES GROUP INC				79.57	512011	6524	material and equipment to install rapper conversion kit	MAY-2011
29,265	Other	PRECIPITATOR SERVICES GROUP INC				1,035.81	512011	6525	labor to install rapper conversion kit	MAY-2011
29,266	Other	PRECIPITATOR SERVICES GROUP INC				168.00	512011	6525	Per Diem charges	MAY-2011
29,267	Other	PRECIPITATOR SERVICES GROUP INC				79.57	512011	6525	materials and equipment to install rapper conversion kit	MAY-2011
29,268	Other	PRECIPITATOR SERVICES GROUP INC				1,035.81	512011	6526	labor to install new rapper conversion kit	MAY-2011
29,269	Other	PRECIPITATOR SERVICES GROUP INC				168.00	512011	6526	Per Diem charges	MAY-2011
29,270	Other	PRECIPITATOR SERVICES GROUP INC				79.57	512011	6526	material and equipment to install rapper conversion kit	MAY-2011
29,271	Other	PRECIPITATOR SERVICES GROUP INC				16,963.10	512011	6533	LABOR FOR UNIT 2 SPRING OUTAGE (2-1 PRECIP)	Jun-2011
29,272	Other	PRECIPITATOR SERVICES GROUP INC				4,705.87	512011	6533	EQUIPMENT/MATERIAL FOR UNIT 2 SPRING OUTAGE (2-1 PRECIP)	Jun-2011
29,273	Other	PRECIPITATOR SERVICES GROUP INC				19,587.03	512011	6534	LABOR FOR UNIT 4 OUTAGE (4-1 PRECIP)	Jun-2011
29,274	Other	PRECIPITATOR SERVICES GROUP INC				3,261.92	512011	6534	EQUIPMENT/MATERIAL FOR UNIT 4 OUTAGE (4-1 PRECIP)	Jun-2011
29,275	Other	PRECIPITATOR SERVICES GROUP INC				13,006.93	512017	6571	SUPPLY & INSTALL 8 VIBRATORS	OCT-2011
29,276	Other	PRECIPITATOR SERVICES GROUP INC				1,973.10	512017	6571	SUPPLY & INSTALL 8 VIBRATORS	OCT-2011
29,277	Other	PRECIPITATOR SERVICES GROUP INC				8,601.75	512100	6572	Provide Labor for Rlacing 2-1 and 2-2 ID Fan Expansion Joint, Adding Shields to Duct and Change Orientation of Joint as per Propossal # Q-11-058	OCT-2011
29,278	Other	PRECIPITATOR SERVICES GROUP INC				2,743.86	512100	6588	REPAIR EXPANSION JOINT ON 3-1 ID FAN	NOV-2011
29,279	Other	PRECIPITATOR SERVICES GROUP INC				34,235.46	512100	6590	Provide Labor for Replacing 2-1 and 2-2 ID Fan Expansion Joint, Adding Shields to Duct and Change Orientation of Joint as per Propossal # Q-11-058	NOV-2011
29,280	Other	PRECIPITATOR SERVICES GROUP INC				12,400.00	512100	6590	INVOICE 6590	NOV-2011
29,281	Other	PRECIPITATOR SERVICES GROUP INC				13,355.31	512100	6596	INSTALL NEW EXPANSION JOINT ON 3-1 ID FAN. JOINT TO BE PROVIDED BY KENTUCKY UTILITIES CO.	NOV-2011
29,282	Other	PRECIPITATOR SERVICES GROUP INC				464.30	512100	6596	INSTALL NEW EXPANSION JOINT ON 3-1 ID FAN. JOINT TO BE PROVIDED BY KENTUCKY UTILITIES CO.	NOV-2011
29,283	Other	PRECIPITATOR SERVICES GROUP INC				1,853.48	512100	6605	INSTALL NEW EXPANSION JOINT ON 3-1 ID FAN. JOINT TO BE PROVIDED BY KENTUCKY UTILITIES CO.	NOV-2011
29,284	Other	PRECIPITATOR SERVICES GROUP INC				20,713.78	512011	6635	LABOR FOR WORK AT U-1 PRECIP. MISC REPAIRS DURING 2012 SPRING OUTAGE	Feb-2012
29,285	Other	PRECIPITATOR SERVICES GROUP INC				4,842.68	512011	6635	MATERIAL/EQUIPMENT FOR WORK AT U-1 PRECIP. MISC REPAIRS DURING 2012 SPRING OUTAGE	Feb-2012
29,286	Other	PRECIPITATOR SERVICES GROUP INC				42,005.48	512101	6643	LABOR TO WORK AT 1-2 SCR INLET DIVERTER DAMPER TOP	MAR-2012
29,287	Other	PRECIPITATOR SERVICES GROUP INC				1,912.69	512101	6643	MATERIAL/EQUIPMENT TO WORK AT 1-2 SCR INLET DIVERTER DAMPER TOP	MAR-2012
29,288	Other	PRECIPITATOR SERVICES GROUP INC				32,827.18	512011	6644	LABOR FOR WORK AT U-1 PRECIP. MISC REPAIRS DURING 2012 SPRING OUTAGE	MAR-2012
29,289	Other	PRECIPITATOR SERVICES GROUP INC				4,928.13	512011	6644	MATERIAL/EQUIPMENT FOR WORK AT U-1 PRECIP. MISC REPAIRS DURING 2012 SPRING OUTAGE	MAR-2012
29,290	Other	PRECIPITATOR SERVICES GROUP INC				12,208.08	512011	6657	LABOR FOR VACUUM/WASH/INSPECT & REPAIR U-2 PRECIP. DURING 2012 SPRING OUTAGE	MAR-2012
29,291	Other	PRECIPITATOR SERVICES GROUP INC				745.59	512011	6657	MATERIAL/EQUIPMENT FOR VACUUM/WASH/INSPECT & REPAIR U-2 PRECIP. DURING 2012 SPRING OUTAGE	MAR-2012
29,292	Other	PRECIPITATOR SERVICES GROUP INC				20,850.31	512011	6670	LABOR FOR WORK AT U-3 PRECIP. MISC. REPAIRS DURING 2012 SPRING OUTAGE	MAR-2012
29,293	Other	PRECIPITATOR SERVICES GROUP INC				2,213.73	512011	6670	MATERIAL/EQUIPMENT FOR WORK AT U-3 PRECIP. MISC. REPAIRS DURING 2012 SPRING OUTAGE	MAR-2012
29,294	Other	PRECISION COOLING TOWERS INC				55,587.00	513100	6170	INVOICE 6170	Dec-2011
29,295	Other	PRECISION COOLING TOWERS INC				35,216.00	513100	6170	Labor: Oct. / 2011	Dec-2011
29,296	Other	PRECISION COOLING TOWERS INC				26,015.00	513100	6170	Rev 1: Emergent Work During Inspection of the Internals on Unit 2 Cooling Tower Labor	Dec-2011

KENTUCKY UTILITIES COMPANY
Case No. 2012- 00221
Analysis of Professional Services Expenses For the Test Year

(A)	(B)	(C)	(D)	(E)	(F)	(G)	(H)	(I)		
Line No.	Type	Vendor	Rate Case	Audit	Other	Total	Account	Invoice	Description	Period
29,297	Other	PRECISION COOLING TOWERS INC				4,500.00	513100	6170	Equipment: Oct. / 2011	Dec-2011
29,298	Other	PRECISION COOLING TOWERS INC				4,402.00	513100	6170	Completion of Pre-job Safety Review with Company Prior To Mobilization: Sept. / 2011	Dec-2011
29,299	Other	PRECISION COOLING TOWERS INC				4,402.00	513100	6170	Completion of Post Job Closure Audit and Review with Company Prior to Demobilization: Oct. / 2011	Dec-2011
29,300	Other	PRECISION COOLING TOWERS INC				2,622.00	513100	6170	Out of Scope Work for Header Repair	Dec-2011
29,301	Other	PRECISION COOLING TOWERS INC				1,500.00	513100	6170	Mobilization: Oct. / 2011	Dec-2011
29,302	Other	PRECISION COOLING TOWERS INC				1,500.00	513100	6170	Demobilization: Oct. / 2011	Dec-2011
29,303	Other	PRECISION SERVICES INC				1,732.15	512100	0087835IN	normal overflow 2in s/n 2873683 labor	Jun-2011
29,304	Other	PRECISION SERVICES INC				14,774.16	512100	0087850IN	PERFORM REPAIRS TO BFP DISCHARGE CHECK VALVE PER QUOTE #MC01030311	APR-2011
29,305	Other	PRECISION SERVICES INC				4,903.00	512100	0087929IN	DISASSEMBLE, CLEAN, TAKE CRITICAL DIMENSIONS, RECORD AND REASSEMBLE OFF BOILER SAFETY VALVES ON A TOTAL OF TWENTY (20) SAFETIES.	APR-2011
29,306	Other	PRECISION SERVICES INC				13,746.42	512100	0087963IN	FURNISH SUPERVISION, LABOR AND TOOLING FOR THE ON SITE REPAIR OF UNIT 3 WATER INDUCTION CHECK VALVES	MAY-2011
29,307	Other	PRECISION SERVICES INC				13,746.42	512100	0087963IN	FURNISH SUPERVISION, LABOR AND TOOLING FOR THE ON SITE REPAIR OF UNIT 3 WATER INDUCTION CHECK VALVES	MAY-2011
29,308	Other	PRECISION SERVICES INC				5,118.75	512100	0087963IN	FURNISH SUPERVISION, LABOR AND TOOLING FOR THE ON SITE REPAIR OF UNIT 3 WATER INDUCTION CHECK VALVES	MAY-2011
29,309	Other	PRECISION SERVICES INC				5,118.74	512100	0087963IN	FURNISH SUPERVISION, LABOR AND TOOLING FOR THE ON SITE REPAIR OF UNIT 3 WATER INDUCTION CHECK VALVES	MAY-2011
29,310	Other	PRECISION SERVICES INC				15,719.92	512100	0087980IN	DISASSEMBLE, CLEAN, TAKE CRITICAL DIMENSIONS AND RECORD AND REASSEMBLE SIX (6) DRUMS, TWO (2) SUPERHEAT, TWO (2) HOT REHEAT, SIX (6) COLD REHEATS AND TWO (2) ERV SAFETIES.	MAY-2011
29,311	Other	PRECISION SERVICES INC				3,000.00	512100	0087980IN	DISASSEMBLE, CLEAN, TAKE CRITICAL DIMENSIONS AND RECORD AND REASSEMBLE SIX (6) DRUMS, TWO (2) SUPERHEAT, TWO (2) HOT REHEAT, SIX (6) COLD REHEATS AND TWO (2) ERV SAFETIES.	MAY-2011
29,312	Other	PRECISION SERVICES INC				4,519.00	512100	0088000IN	DISASSEMBLE, CLEAN, TAKE CRITICAL DIMENSIONS, RECORD AND REASSEMBLE OFF BOILER SAFETY VALVES ON A TOTAL OF TWENTY (20) SAFETIES.	APR-2011
29,313	Other	PRECISION SERVICES INC				2,555.00	512100	0088011IN	REPAIR SAFETY VALVES	APR-2011
29,314	Other	PRECISION SERVICES INC				1,001.00	512100	0088038IN	DISASSEMBLE, CLEAN, INSPECT, REPAIR AS NEEDED. REASSEMBLE AND SET BROWN 3 BOILER SAFETY VALVES DURING APRIL 2011 SPRING OUTAGE	APR-2011
29,315	Other	PRECISION SERVICES INC				18,404.47	512100	0088069IN	DISASSEMBLE, CLEAN, INSPECT, REPAIR AS NEEDED. REASSEMBLE AND SET BROWN 3 BOILER SAFETY VALVES DURING APRIL 2011 SPRING OUTAGE	MAY-2011
29,316	Other	PRECISION SERVICES INC				146.00	512100	0088110IN	DISASSEMBLE, CLEAN, INSPECT, REPAIR AS NEEDED. REASSEMBLE AND SET BROWN 3 BOILER SAFETY VALVES DURING APRIL 2011 SPRING OUTAGE	MAY-2011
29,317	Other	PRECISION SERVICES INC				12,420.31	512100	0088123IN	Labor to disassemble, clean, critical dimensions taken, reassemble nine (9)	Jun-2011
29,318	Other	PRECISION SERVICES INC				1,135.00	512100	0088147IN	Labor to disassemble, clean, take critical measurements, reassemble, test the sootblower safety valve per the attached	MAY-2011
29,319	Other	PRECISION SERVICES INC				702.00	512100	0088147IN	Labor to disassemble, clean, take critical measurements, reassemble, test the B Heater Shell side safety valve per the attached	MAY-2011
29,320	Other	PRECISION SERVICES INC				688.00	512100	0088147IN	Labor to disassemble, clean, take critical measurements, reassemble, test the A Heater Shell side safety valve per the attached	MAY-2011
29,321	Other	PRECISION SERVICES INC				688.00	512100	0088147IN	Labor to disassemble, clean, take critical measurements, reassemble, test the D Heater Tube side safety valve per the attached	MAY-2011
29,322	Other	PRECISION SERVICES INC				429.00	512100	0088147IN	Labor to disassemble, clean, take critical measurements, reassemble, test the E Heater Tube side safety valve per the attached	MAY-2011
29,323	Other	PRECISION SERVICES INC				296.00	512100	0088147IN	Material necessary to complete safety valve job on "D" heater	MAY-2011
29,324	Other	PRECISION SERVICES INC				277.00	512100	0088147IN	Labor to disassemble, clean, take critical measurements, reassemble, test the Air Receiver Tank (Unit 4 Basement) safety valve per the attached	MAY-2011
29,325	Other	PRECISION SERVICES INC				194.00	512100	0088147IN	Material necessary to complete work on "E" heater safety valves	MAY-2011
29,326	Other	PRECISION SERVICES INC				148.00	512100	0088147IN	Material necessary to complete safety valve job on "A" Heater	MAY-2011
29,327	Other	PRECISION SERVICES INC				75.00	512100	0088147IN	flexatatic gaskets	MAY-2011
29,328	Other	PRECISION SERVICES INC				1,857.00	512100	0088269IN	PREOUTAGE TEST OF DRUM AND SUPERHEAT SAFETIES ON UNIT 2	Jun-2011

KENTUCKY UTILITIES COMPANY
Case No. 2012- 00221
Analysis of Professional Services Expenses For the Test Year

(A)	(B)	(C)	(D)	(E)	(F)	(G)	(H)	(I)		
Line No.	Type	Vendor	Rate Case	Audit	Other	Total	Account	Invoice	Description	Period
29,329	Other	PRECISION SERVICES INC				3,068.00	513100	0088275IN	LABOR FOR DISASSEMBLING AND REASSEMBLING THE U2 BOILER CRH SAFETIES FOR THE MAIN TURBINE CHEMICAL CLEAN	Jun-2011
29,330	Other	PRECISION SERVICES INC				788.00	512101	0088341IN	REPAIR LABOR FOR A 3" CONSOLIDATED 3" SAFETY FIG #1910-00JT-4-CC-TD-34-RF-SS-HP	AUG-2011
29,331	Other	PRECISION SERVICES INC				271.00	512100	0088341IN	REPAIR LABOR FOR A 1" CONSOLIDATED SAFETY FIG #19226MC-2-CC-MS-34-FT-FT-GS	AUG-2011
29,332	Other	PRECISION SERVICES INC				2,287.00	512100	0088700IN	REPAIR U1 WEST MIDDLE DRUM SAFETY	AUG-2011
29,333	Other	PRECISION SERVICES INC				1,421.00	512100	0088700IN	REPAIR U1 WEST MIDDLE DRUM SAFETY	AUG-2011
29,334	Other	PRECISION SERVICES INC				35,390.00	514100	0088723IN	labor to rebuild unit 4 main steam stop valve	NOV-2011
29,335	Other	PRECISION SERVICES INC				21,465.00	514100	0088723IN	material to rebuild unit 4 main steam stop valve per quote dated 9/19/11	NOV-2011
29,336	Other	PRECISION SERVICES INC				221.00	512100	0088960IN	REPAIR LABOR FOR A 1" 19226MC-LA-33-FT-FT VALVE	Dec-2011
29,337	Other	PRECISION SERVICES INC				221.00	512100	0088960IN	REPAIR LABOR FOR A 1" 19226LC-2-CC-MS-31-MT-FT-LA	Dec-2011
29,338	Other	PRECISION SERVICES INC				8,114.92	512100	0089073IN	PERFORM INSPECTION OF BROWN 2 BOILER SAFETY VALVES AND REPAIR AS NEEDED	NOV-2011
29,339	Other	PRECISION SERVICES INC				221.00	512100	0089087IN	Labor to repair 0.75" Consolidated Safety Valve, 19110CC-2-CC-MS-33-MT	NOV-2011
29,340	Other	PRECISION SERVICES INC				221.00	512100	0089111IN	REPAIR LABOR FOR A 1" 1996C-1 CONSOLIDATED, S/N: TK37091, SET: 300 PSI, CAPACITY: 1522 PPH	Jan-2012
29,341	Other	PRECISION SERVICES INC				446.00	512100	0089247IN	REPAIR LABOR FOR 2-1/2" FULFLO MODEL ACP09F300A	Jan-2012
29,342	Other	PRECISION SERVICES INC				3,090.00	512100	0089633IN	PREOUTAGE TESTING ON GHENT 1 BOILER SAFETIES	Feb-2012
29,343	Other	PRECISION SERVICES INC				5,402.45	512100	0089720IN	PROVIDE SUPERVISION, LABOR, AND TOOLING FOR THE ON-SITE REPAIR OF 14" 300# CLASS BOLTED BONNET POWELL GATE VALVE FIG#6023WE	MAR-2012
29,344	Other	PRECISION SERVICES INC				2,104.00	512100	0089775IN	PREOUTAGE TESTING OF U3 SAFETY VALVES	MAR-2012
29,345	Other	PRECISION SERVICES INC				905.15	513100	87794AIN	Labor estimate gland steam control valve s/n 6611675-3 3Å ₂ DDLS-3X5A3RL W/55R Actuator	Jun-2011
29,346	Other	PRECISION SERVICES INC				1,484.15	513100	87798AIN	Labor estimate gland steam control valve s/n 661675-1 11/4 DOUFX 7X6A5PL W/85 actuator	Jun-2011
29,347	Other	PRECISION SERVICES INC				3,007.15	512100	87805AIN	Labor to repair 5-2 attemperator valve	JUL-2011
29,348	Other	PRECISION SERVICES INC				1,680.00	512100	87805AIN	Labor to repair 5-1 attemperator valve	JUL-2011
29,349	Other	PRECISION SERVICES INC				3,253.15	512100	87833AIN	labor for DA level 8" s/n 2860934	Jun-2011
29,350	Other	PRECISION SERVICES INC				1,076.15	512100	87834AIN	A heater level 2" s/n 2873686 labor	Jun-2011
29,351	Other	PRECISION SERVICES INC				765.15	512100	87836AIN	normal make up 2.5in s/n 2873681 labor	Jun-2011
29,352	Other	PRECISION SERVICES INC				3,250.15	512100	87840AIN	labor for A heater to condenser 3" s/n 3790922	Jun-2011
29,353	Other	PRECISION SERVICES INC				1,416.15	512100	87841AIN	E normal drain 3in s/n 2873690 labor	Jun-2011
29,354	Other	PRECISION SERVICES INC				774.15	512100	87843AIN	emergency make up in s/n 2873682 labor	Jun-2011
29,355	Other	PRECISION SERVICES INC				1,652.15	512100	87846AIN	D normal drain 4in s/n 2873688 labor	Jun-2011
29,356	Other	PRECISION SERVICES INC				1,546.15	513100	87851AIN	Labor estimate gland steam control valve s/n 6611675-2 1Å ₂ DOS 3BSA3NL W/55 Actuator	Jun-2011
29,357	Other	PRECISION SERVICES INC				1,202.15	512100	87855AIN	E emergency drain 3in s/n 2873691 labor	Jun-2011
29,358	Other	PRECISION SERVICES INC				1,895.15	512100	87856AIN	hp bearing water 4in s/n 2873898 labor	Jun-2011
29,359	Other	PRECISION SERVICES INC				3,780.63	512100	87857AIN	labor to rebuild soot blower regulator	Jun-2011
29,360	Other	PRECISION SERVICES INC				2,114.15	512100	87884AIN	labor to repair d emergency and b normal drain valve	Jun-2011
29,361	Other	PRECISION SERVICES INC				12,773.00	512100	87929AIN	DISASSEMBLE, CLEAN, TAKE CRITICAL DIMENSIONS, RECORD AND REASSEMBLE OFF BOILER SAFETY VALVES ON A TOTAL OF TWENTY (20) SAFETIES.	APR-2011
29,362	Other	PRECISION SERVICES INC				2,506.28	512100	87980AIN	LABOR TO HYDRO TEST U3 DRUM, MAIN STEAM, HOT & COLD SAFETIES AFTER MAJOR OUTAGE REBUILD. SIXTEEN SAFETIES TOTAL.	Jun-2011
29,363	Other	PRECISION SERVICES INC				25,000.00	512100	88121AIN	labor to repair heater bypass valve and actuator	Jun-2011
29,364	Other	PRECISION SERVICES INC				8,915.00	512100	88121BIN	labor to repair 14" 2000# Powell main steam stop valve	Jun-2011
29,365	Other	PRECISION SERVICES INC				1,735.09	512100	88123AIN	Travel expense, mileage & equipment necessary to complete post repair testing on Unit #4 safety valves	AUG-2011
29,366	Other	PRECISION SERVICES INC				1,480.50	512100	88123AIN	Labor to test the above valves per the attached Precision Services Quotation No. 020411BB3 from Mr. Billie Birge to Mr. Russell Baker dated February 4, 2011.	AUG-2011
29,367	Other	PRECISION SERVICES INC				1,343.50	513100	88275AIN	REPAIR TESTING OF FOUR (4) COLD REHEAT SAFETIES ON UNIT 2	Jun-2011
29,368	Other	PRECISION SERVICES INC				2,318.00	512100	89073AIN	PERFORM INSPECTION OF BROWN 2 BOILER SAFETY VALVES AND REPAIR AS NEEDED	Jan-2012
29,369	Other	PRECISION SERVICES INC				1,663.00	513100	89633AIN	DISASSEMBLE (4) COLD REHEATS ON UNIT 1	Feb-2012
29,370	Other	PRECISION SERVICES INC				1,091.00	513100	89633BIN	REASSEMBLE COLD REHEAT SAFETIES	MAR-2012
29,371	Other	PREMIER SCALES AND SYSTEMS				595.50	512100	E71626	Labor & mileage to perform 90 day inspection & calibration of truck scale - 06/21/11	JUL-2011
29,372	Other	PREMIER SCALES AND SYSTEMS				633.00	512100	E73598	Labor to perform 90 day inspection & calibration of truck scale -- 10/26/11	NOV-2011

KENTUCKY UTILITIES COMPANY
Case No. 2012- 00221
Analysis of Professional Services Expenses For the Test Year

(A)	(B)	(C)	(D)	(E)	(F)	(G)	(H)	(I)		
Line No.	Type	Vendor	Rate Case	Audit	Other	Total	Account	Invoice	Description	Period
29,373	Other	PREMIER SCALES AND SYSTEMS				937.50	512100	E74856	90 day inspection & calibration of truck scale - 01/24/12	Feb-2012
29,374	Other	PRIDESTAFF INC				2,285.82	903030	IVC020000604350	Pride Staff Invoice Number IVC020000604350 for applicant screening of the Lexington CCR positions.	OCT-2011
29,375	Other	PRO TURF INC				55.00	935403	16865	LABOR, EQUIPMENT AND MATERIALS REQUIRED FOR LAWN CARE AT THE SHELBYVILLE BUSINESS OFFICE THE AMOUNT OF THIS PO IS A PRICE NOT TO EXCEED VALUE ONLY	APR-2011
29,376	Other	PRO TURF INC				220.00	935403	16998	LABOR, EQUIPMENT AND MATERIALS REQUIRED FOR LAWN CARE AT THE SHELBYVILLE BUSINESS OFFICE (EFFECTIVE 8/1/07 THROUGH 7/31/08) THE AMOUNT OF THIS PO IS A PRICE NOT TO EXCEED VALUE ONLY	MAY-2011
29,377	Other	PRO TURF INC				290.00	935402	17062	PRO TURF-LAWN CARE - SHELBYVILLE STOREROOM 2011 - INV 17062 DATED 4/30/2011	Jun-2011
29,378	Other	PRO TURF INC				220.00	935403	17141	SHELBYVILLE OFFICE - CUT AND TRIM GRASS. INVOICE 17141	JUL-2011
29,379	Other	PRO TURF INC				2,368.98	923900	17192	PRO TURF - SIMPSONVILLE LAWN CARE / MAINTENANCE FOR MAY 2011 AS PER INV #17292	Jun-2011
29,380	Other	PRO TURF INC				290.00	935402	17276	SHELBYVILLE STOREROOM - CUT AND TRIM GRASS. INVOICE 17276	JUL-2011
29,381	Other	PRO TURF INC				220.00	935403	17379	LAWN CARE AT THE SHELBYVILLE BUSINESS OFFICE (EFFECTIVE 8/1/07 THROUGH 7/31/08) THE AMOUNT OF THIS PO IS A PRICE NOT TO EXCEED VALUE ONLY	JUL-2011
29,382	Other	PRO TURF INC				1,776.60	923900	17389	PRO TURF - SIMPSONVILLE LAWN CARE - INV 17389 DATED 6/30/2011	JUL-2011
29,383	Other	PRO TURF INC				145.00	935402	17486	PRO TURF - SHELBYVILLE STOREROOM - LAWN CARE. INVOICE #17486	JUL-2011
29,384	Other	PRO TURF INC				1,366.20	923900	17646	PRO TURF-LAWN CARE AT SIMPSONVILLE - INV 17646 DATED 7/31/2011	AUG-2011
29,385	Other	PRO TURF INC				220.00	935403	17647	PRO TURF - SHELBYVILLE OFFICE - LAWN CARE. INVOICE 17647	SEP-2011
29,386	Other	PRO TURF INC				290.00	935402	17648	PRO TURF - SHELBYVILLE STRM - LAWN CARE. INVOICE #17648	SEP-2011
29,387	Other	PRO TURF INC				866.70	923900	17858	PRO TURF - SIMPSONVILLE - LAWN CARE. INVOICE #17858	SEP-2011
29,388	Other	PRO TURF INC				435.00	935403	17901	LAWN CARE AT THE SHELBYVILLE BUSINESS OFFICE (EFFECTIVE 8/1/07 THROUGH 7/31/08) THE AMOUNT OF THIS PO IS A PRICE NOT TO EXCEED VALUE ONLY	SEP-2011
29,389	Other	PRO TURF INC				655.00	935403	17902	LAWN CARE AT THE SHELBYVILLE BUSINESS OFFICE (EFFECTIVE 8/1/07 THROUGH 7/31/08) THE AMOUNT OF THIS PO IS A PRICE NOT TO EXCEED VALUE ONLY	SEP-2011
29,390	Other	PRO TURF INC				1,178.32	923900	18108	LAWN MAINTENANCE SIMPSONVILLE - SEPT 2011 INV 18108	OCT-2011
29,391	Other	PRO TURF INC				220.00	935403	18138	LAWN CARE AT THE SHELBYVILLE BUSINESS OFFICE (EFFECTIVE 8/1/07 THROUGH 7/31/08) THE AMOUNT OF THIS PO IS A PRICE NOT TO EXCEED VALUE ONLY	OCT-2011
29,392	Other	PRO TURF INC				290.00	935403	18190	LAWN CARE AT THE SHELBYVILLE BUSINESS OFFICE (EFFECTIVE 8/1/07 THROUGH 7/31/08) THE AMOUNT OF THIS PO IS A PRICE NOT TO EXCEED VALUE ONLY	OCT-2011
29,393	Other	PRO TURF INC				1,653.60	923900	18284	PRO TURF - LAWN MAINTENANCE SIMPSONVILLE - INV 18284	NOV-2011
29,394	Other	PRO TURF INC				110.00	935403	18408	LABOR, EQUIPMENT AND MATERIALS REQUIRED FOR LAWN CARE AT THE SHELBYVILLE BUSINESS OFFICE (EFFECTIVE 8/1/07 THROUGH 7/31/08) THE AMOUNT OF THIS PO IS A PRICE NOT TO EXCEED VALUE ONLY	Dec-2011
29,395	Other	PRO TURF INC				145.00	935402	18409	LAWN MAINTENANCE FOR SHELBYVILLE STOREROOM.	Dec-2011
29,396	Other	PRO TURF INC				100.36	923900	18415	PRO TURF - IRRIGATION - REPLACE BROKEN LINE HIT BY UTILITY ON 10/13/11 SIMPSONVILLE - INV 18415	NOV-2011
29,397	Other	PRO TURF INC				1,071.90	923900	18547	PRO TURF - SIMPSONVILLE - LAWN CARE. INVOICE 18547	Jan-2012
29,398	Other	PRO TURF INC				180.00	935403	18561	LABOR, EQUIPMENT AND MATERIALS REQUIRED FOR LAWN CARE AT THE SHELBYVILLE BUSINESS OFFICE (EFFECTIVE 8/1/07 THROUGH 7/31/08) THE AMOUNT OF THIS PO IS A PRICE NOT TO EXCEED VALUE ONLY	Dec-2011
29,399	Other	PRO TURF INC				145.00	935402	18562	PRO TURF - LAWN MAINTENANCE FOR SHELBYVILLE STOREROOM.	Dec-2011
29,400	Other	PROCESS SOLUTIONS INC				16,960.00	512100	644445	Filmtec replacement reverse osmosis elements for RO system	Feb-2012
29,401	Other	PROCESS SOLUTIONS INC				1,800.00	512100	644445	Field Service Engineer for removal of old membranes and installation of new elements	Feb-2012
29,402	Other	PROCESS SYSTEMS INC				2,600.00	512017	031594	LABOR TO REBUILD "M" PEERLESS 1 STAGE MODEL 16HH PUMP	MAY-2011
29,403	Other	PROFESSIONAL CONSULTANTS INC				2,706.55	512100	27501	ENGINEERING SERVICES FOR THE UNIT 3 FGD PANEL VERIFICATION PROJECT	Jun-2011
29,404	Other	PROFESSIONAL HEALTH SERVICES INC				516.00	506100	91963	Computerization of (43) audiograms --04/26/11	Jun-2011
29,405	Other	PROFESSIONAL HEALTH SERVICES INC				84.00	506100	92005	Computerization of (7) audiograms --05/09/11	Jun-2011
29,406	Other	PROFESSIONAL HEALTH SERVICES INC				32,425.00	506100	BR1LGE12	FOR SERVICES RENDERED 02/20 - 02/24/12 AT EW BROWN (INVOICE BR1LGE12)	MAR-2012

KENTUCKY UTILITIES COMPANY
Case No. 2012- 00221
Analysis of Professional Services Expenses For the Test Year

(A)	(B)	(C)	(D)	(E)	(F)	(G)	(H)	(I)		
Line No.	Type	Vendor	Rate Case	Audit	Other	Total	Account	Invoice	Description	Period
29,407	Other	PROFESSIONAL HEALTH SERVICES INC				8,344.00	506100	EWB2LGE	CORRECT ACCT - FOR SERVICES RENDERED 02/21 - 02/25/11 AT EW BROWN (EWB2-LGE)	AUG-2011
29,408	Other	PROFESSIONAL HEALTH SERVICES INC				15,490.00	506100	GH2LGE11	MEDICAL SERVICES AT GHENT	JUL-2011
29,409	Other	PROFESSIONAL HEALTH SERVICES INC				64,134.00	506100	LGE22312	MEDICAL SERVICES AT GHENT	Feb-2012
29,410	Other	PROFESSIONAL HEALTH SERVICES INC				1,101.00	506100	TY2LGE11	ANNUAL MEDICAL SURVEILLANCE TESTING	JUL-2011
29,411	Other	PROFESSIONAL POWER SERVICES INC				354,146.00	514100	1125	Labor, material & equipment to R & R, disassemble, clean & inspect turbine valves w/servos	Jun-2011
29,412	Other	PROFESSIONAL POWER SERVICES INC				10,550.00	514100	1125	Labor, material & equipment to disassemble, clean and inspect main & aux. governors	Jun-2011
29,413	Other	PROFESSIONAL POWER SERVICES INC				1,741.00	514100	1125	Labor, material & equipment to R & R main and aux. governors	Jun-2011
29,414	Other	PROFORMA DOUBLE DOG DARE				402.99	908005	90F3400355	Proforma Inv #90F3400355 -- Furnace Filter Whistle, logo on 2 sided card	APR-2011
29,415	Other	PROFORMA DOUBLE DOG DARE				402.98	908005	90F3400355	Proforma Inv #90F3400355 -- Furnace Filter Whistle, logo on 2 sided card	APR-2011
29,416	Other	PROFORMA DOUBLE DOG DARE				322.39	908005	90F3400355	Proforma Inv #90F3400355 -- Furnace Filter Whistle, logo on 2 sided card	APR-2011
29,417	Other	PROFORMA DOUBLE DOG DARE				261.94	908005	90F3400355	Proforma Inv #90F3400355 -- Furnace Filter Whistle, logo on 2 sided card	APR-2011
29,418	Other	PROFORMA DOUBLE DOG DARE				141.05	908005	90F3400355	Proforma Inv #90F3400355 -- Furnace Filter Whistle, logo on 2 sided card	APR-2011
29,419	Other	PROFORMA DOUBLE DOG DARE				80.60	908005	90F3400355	Proforma Inv #90F3400355 -- Furnace Filter Whistle, logo on 2 sided card	APR-2011
29,420	Other	PROFORMA DOUBLE DOG DARE				37.16	908005	90F3400452	Proforma Inv. #90F3400452 -- 2 X 3 1/2" magnets promoting EE programs	Jun-2011
29,421	Other	PROFORMA DOUBLE DOG DARE				37.16	908005	90F3400452	Proforma Inv. #90F3400452 -- 2 X 3 1/2" magnets promoting EE programs	Jun-2011
29,422	Other	PROFORMA DOUBLE DOG DARE				37.16	908005	90F3400452	Proforma Inv. #90F3400452 -- 2 X 3 1/2" magnets promoting EE programs	Jun-2011
29,423	Other	PROFORMA DOUBLE DOG DARE				37.16	908005	90F3400452	Proforma Inv. #90F3400452 -- 2 X 3 1/2" magnets promoting EE programs	Jun-2011
29,424	Other	PROFORMA DOUBLE DOG DARE				37.16	908005	90F3400452	Proforma Inv. #90F3400452 -- 2 X 3 1/2" magnets promoting EE programs	Jun-2011
29,425	Other	PROFORMA DOUBLE DOG DARE				37.16	908005	90F3400452	Proforma Inv. #90F3400452 -- 2 X 3 1/2" magnets promoting EE programs	Jun-2011
29,426	Other	PROFORMA DOUBLE DOG DARE				37.16	908005	90F3400452	Proforma Inv. #90F3400452 -- 2 X 3 1/2" magnets promoting EE programs	Jun-2011
29,427	Other	PROFORMA DOUBLE DOG DARE				37.16	908005	90F3400452	Proforma Inv. #90F3400452 -- 2 X 3 1/2" magnets promoting EE programs	Jun-2011
29,428	Other	PROFORMA DOUBLE DOG DARE				919.83	908005	90F3400562	200 - 1GB USB Drive with Logos, Proforma Double Dog Dare, Invoice 90F3400562	JUL-2011
29,429	Other	PROFORMA DOUBLE DOG DARE				22.14	908005	90F3400583	Proforma Inv. #90F3400583: One Color imprint on a 6 ft, 3-sided cloth (table covering).	JUL-2011
29,430	Other	PROFORMA DOUBLE DOG DARE				22.14	908005	90F3400583	Proforma Inv. #90F3400583: One Color imprint on a 6 ft, 3-sided cloth (table covering).	JUL-2011
29,431	Other	PROFORMA DOUBLE DOG DARE				22.14	908005	90F3400583	Proforma Inv. #90F3400583: One Color imprint on a 6 ft, 3-sided cloth (table covering).	JUL-2011
29,432	Other	PROFORMA DOUBLE DOG DARE				22.14	908005	90F3400583	Proforma Inv. #90F3400583: One Color imprint on a 6 ft, 3-sided cloth (table covering).	JUL-2011
29,433	Other	PROFORMA DOUBLE DOG DARE				22.14	908005	90F3400583	Proforma Inv. #90F3400583: One Color imprint on a 6 ft, 3-sided cloth (table covering).	JUL-2011
29,434	Other	PROFORMA DOUBLE DOG DARE				22.14	908005	90F3400583	Proforma Inv. #90F3400583: One Color imprint on a 6 ft, 3-sided cloth (table covering).	JUL-2011
29,435	Other	PROFORMA DOUBLE DOG DARE				446.78	908005	J703-0110-0312 Adjustment USD	PROforma	MAR-2012
29,436	Other	PROFORMA DOUBLE DOG DARE				446.78	908005	J703-0110-0312 Adjustment USD	Proforma	MAR-2012
29,437	Other	PROFORMA DOUBLE DOG DARE				446.78	908005	J703-0110-0312 Adjustment USD	Proforma	MAR-2012
29,438	Other	PROFORMA DOUBLE DOG DARE				222.32	908005	J703-0110-0312 Adjustment USD	Proforma	MAR-2012
29,439	Other	PROLIFT INDUSTRIAL EQUIPMENT CO LLC				(210.10)	506100	DUPPMTS0507867	2011 MAINTENANCE ON COMBI-LIFT & 3 TOYOTA VEHICLES	Jan-2012
29,440	Other	PROLIFT INDUSTRIAL EQUIPMENT CO LLC				67.00	506100	S0471205	2011 MAINTENANCE ON COMBI-LIFT & 3 TOYOTA VEHICLES	MAY-2011
29,441	Other	PROLIFT INDUSTRIAL EQUIPMENT CO LLC				37.00	506100	S0471206	2011 MAINTENANCE ON COMBI-LIFT & 3 TOYOTA VEHICLES	MAY-2011
29,442	Other	PROLIFT INDUSTRIAL EQUIPMENT CO LLC				37.00	506100	S0471208	2011 MAINTENANCE ON COMBI-LIFT & 3 TOYOTA VEHICLES	MAY-2011
29,443	Other	PROLIFT INDUSTRIAL EQUIPMENT CO LLC				77.00	506100	S0471437	2011 MAINTENANCE ON COMBI-LIFT & 3 TOYOTA VEHICLES	MAY-2011
29,444	Other	PROLIFT INDUSTRIAL EQUIPMENT CO LLC				129.00	506100	S0471441	2011 MAINTENANCE ON COMBI-LIFT & 3 TOYOTA VEHICLES	MAY-2011
29,445	Other	PROLIFT INDUSTRIAL EQUIPMENT CO LLC				129.00	506100	S0502706	2011 MAINTENANCE ON COMBI-LIFT & 3 TOYOTA VEHICLES	SEP-2011
29,446	Other	PROLIFT INDUSTRIAL EQUIPMENT CO LLC				77.00	506100	S0505844	2011 MAINTENANCE ON COMBI-LIFT & 3 TOYOTA VEHICLES	SEP-2011
29,447	Other	PROLIFT INDUSTRIAL EQUIPMENT CO LLC				67.00	506100	S0505845	2011 MAINTENANCE ON COMBI-LIFT & 3 TOYOTA VEHICLES	SEP-2011
29,448	Other	PROLIFT INDUSTRIAL EQUIPMENT CO LLC				37.00	506100	S0505945	2011 MAINTENANCE ON COMBI-LIFT & 3 TOYOTA VEHICLES	SEP-2011
29,449	Other	PROLIFT INDUSTRIAL EQUIPMENT CO LLC				37.00	506100	S0505946	2011 MAINTENANCE ON COMBI-LIFT & 3 TOYOTA VEHICLES	SEP-2011
29,450	Other	PROLIFT INDUSTRIAL EQUIPMENT CO LLC				210.10	506100	S0507867	2011 MAINTENANCE ON COMBI-LIFT & 3 TOYOTA VEHICLES	SEP-2011
29,451	Other	PROLIFT INDUSTRIAL EQUIPMENT CO LLC				129.00	506100	S0548486	2012 MAINTENANCE ON COMBI-LIFT & 3 TOYOTA VEHICLES	Jan-2012
29,452	Other	PROLIFT INDUSTRIAL EQUIPMENT CO LLC				712.50	506100	S0548699	2012 MAINTENANCE ON COMBI-LIFT & 3 TOYOTA VEHICLES	Jan-2012
29,453	Other	PROLIFT INDUSTRIAL EQUIPMENT CO LLC				37.00	506100	S0551638	2012 MAINTENANCE ON COMBI-LIFT & 3 TOYOTA VEHICLES	Jan-2012
29,454	Other	PROLIFT INDUSTRIAL EQUIPMENT CO LLC				37.00	506100	S0551639	2012 MAINTENANCE ON COMBI-LIFT & 3 TOYOTA VEHICLES	Jan-2012
29,455	Other	PROLIFT INDUSTRIAL EQUIPMENT CO LLC				67.00	506100	S0551640	2012 MAINTENANCE ON COMBI-LIFT & 3 TOYOTA VEHICLES	Jan-2012
29,456	Other	PROLIFT INDUSTRIAL EQUIPMENT CO LLC				712.50	506100	S0551758	2012 MAINTENANCE ON COMBI-LIFT & 3 TOYOTA VEHICLES	Jan-2012
29,457	Other	PROLIFT INDUSTRIAL EQUIPMENT CO LLC				77.00	506100	S0552842	2012 MAINTENANCE ON COMBI-LIFT & 3 TOYOTA VEHICLES	Jan-2012

KENTUCKY UTILITIES COMPANY
Case No. 2012- 00221
Analysis of Professional Services Expenses For the Test Year

(A)	(B)	(C)	(D)	(E)	(F)	(G)	(H)	(I)		
Line No.	Type	Vendor	Rate Case	Audit	Other	Total	Account	Invoice	Description	Period
29,458	Other	Property Accounting				8,338.80	512100	J400-0110-0611 Adjustment USD	To add sales tax not charged on invoice	Jun-2011
29,459	Other	Property Accounting				645.00	921004	J422-0110-0411 Prior Period Adjustment USD	Journal Import Created	APR-2011
29,460	Other	Property Accounting				47.28	571100	J425-0110-1111 Prior Period Adjustment USD	Clear balance from CWIP	NOV-2011
29,461	Other	Property Accounting				7,678.92	593002	J426-0110-0212 Prior Period Adjustment USD	Journal Import Created	Feb-2012
29,462	Other	Property Accounting				7,098.05	593004	J426-0110-0212 Prior Period Adjustment USD	Journal Import Created	Feb-2012
29,463	Other	Property Accounting				763.58	582100	J427-0110-0811 Prior Period Adjustment USD	Journal Import Created	AUG-2011
29,464	Other	Property Accounting				813.92	571100	J428-0110-0511 Prior Period Adjustment USD	Journal Import Created	MAY-2011
29,465	Other	Property Accounting				1,687.64	593002	J428-0110-1211 Prior Period Adjustment USD	Journal Import Created	Dec-2011
29,466	Other	Property Accounting				5,042.37	593002	J429-0110-0411 Prior Period Adjustment USD	Previous months chgs to O&M	APR-2011
29,467	Other	Property Accounting				(3.16)	593002	J429-0110-0411 Prior Period Adjustment USD	Previous months chgs to O&M	APR-2011
29,468	Other	Property Accounting				1,850.86	588100	J429-0110-0511 Prior Period Adjustment USD	Transfer charges to operating expense	MAY-2011
29,469	Other	Property Accounting				6,238.85	571100	J430-0110-0312 Prior Period Adjustment USD	Journal Import Created	MAR-2012
29,470	Other	Property Accounting				2,355.99	593002	J431-0110-1211 Prior Period Adjustment USD	Journal Import Created	Dec-2011
29,471	Other	Property Accounting				932.55	593002	J434-0110-0411 Prior Period Adjustment USD	Previous months chgs to O&M	APR-2011
29,472	Other	Property Accounting				828.53	593002	J434-0110-0411 Prior Period Adjustment USD	Previous months chgs to O&M	APR-2011
29,473	Other	Property Accounting				199.88	583001	J438-0110-1211 Prior Period Adjustment USD	Journal Import Created	Dec-2011
29,474	Other	PROSYS INFORMATION SYSTEMS INC				2,986.80	921903	INV000087485	Trend Micro Service Engagement - SOW	JUL-2011
29,475	Other	PUMP PROS INC				9,725.00	512017	284576001	REPAIR 2-1 ASH SLUICE PUMP	SEP-2011
29,476	Other	PUMPMEISTERS INC				2,792.00	512017	11GA8688	LABOR TO REPAIR ONE SLC5-DZ5Z MECH. SEAL, A2R15181-11	Jun-2011
29,477	Other	PUMPMEISTERS INC				251.00	512100	11GA8717	REPAIR MECHANICAL SEAL UZC-2625-5X4A	AUG-2011
29,478	Other	PUMPMEISTERS INC				493.00	512005	11GA8718	LABOR TO REPAIR MECHANICAL SEAL,(KU#114022)	JUL-2011
29,479	Other	PUMPMEISTERS INC				183.00	512100	11GA8737	REPAIR LABOR FOR A D1750-5N4A MECH SEAL	AUG-2011
29,480	Other	PUMPMEISTERS INC				251.00	512100	11GA8746	REPAIR LABOR FOR A D1750-5N4A MECH SEAL	OCT-2011
29,481	Other	PUMPMEISTERS INC				227.00	512100	11GA8753	REPAIR LABOR FOR A D4500-5N4A MECHANICAL SEAL	SEP-2011
29,482	Other	PUMPMEISTERS INC				1,017.00	512017	11GA8763	LABOR TO REPAIR (1) SLC5-DZ5Z MECHANICAL SEAL A2R15181-11	OCT-2011
29,483	Other	PUMPMEISTERS INC				560.00	512017	11GA8781	LABOR TO REPAIR (1) SLC5-DZ5Z MECHANICAL SEAL A2R15181-11	OCT-2011
29,484	Other	PUMPMEISTERS INC				508.00	512017	11GA8785	REPAIR LABOR TO REPAIR (2) UC-3500-5X4XMECHANICAL SEALS	NOV-2011
29,485	Other	PUMPMEISTERS INC				256.00	512100	11GA8808	REBUILD UZC-2625-5X4A MECHANICAL SEAL	NOV-2011
29,486	Other	PUMPMEISTERS INC				187.00	512100	11GA8810	REPAIR LABOR FOR A QB-1750-5A4X BASIC MECHANICAL SEAL	NOV-2011
29,487	Other	PUMPMEISTERS INC				648.00	512005	11GA8831	LABOR TO REPAIR (2) RIS-4500-DZEZ MECHANICAL SEALS	Jan-2012
29,488	Other	PUMPMEISTERS INC				1,100.00	513100	12GA8852	LABOR TO MODIFY TWO GOULDS SLEEVES	Jan-2012
29,489	Other	PUMPMEISTERS INC				416.00	513100	12GA8852	LABOR TO REPAIR TWO UC-2250-5X4X MECHANICAL SEALS,A3R119004-01	Jan-2012
29,490	Other	PUMPMEISTERS INC				478.00	512100	12GA8856	REPAIR LABOR FOR REPAIR OF (2) 3.250" SINGLE INSIDE RO DURA SEALS, MM 74482-G	Feb-2012
29,491	Other	PUSH DESIGN LLC				198.00	560900	13710	Quarterly Newsletters for Paul Thompson's group- Energy Services	JUL-2011
29,492	Other	PUSH DESIGN LLC				153.00	500900	13710	Quarterly Newsletters for Paul Thompson's group- Energy Services	JUL-2011
29,493	Other	PUSH DESIGN LLC				144.00	921902	13710	Quarterly Newsletters for Paul Thompson's group- Energy Services	JUL-2011
29,494	Other	PUSH DESIGN LLC				1,862.50	901900	13711	TREE TRIMMING BROCHURES	JUL-2011
29,495	Other	PUSH DESIGN LLC				9,071.50	901900	13713	Labor	Jun-2011
29,496	Other	PUSH DESIGN LLC				337.50	930101	13717	Labor	JUL-2011
29,497	Other	PUSH DESIGN LLC				82.50	560900	13724	Quarterly Newsletters for Paul Thompson's group- Energy Services	AUG-2011
29,498	Other	PUSH DESIGN LLC				63.75	500900	13724	Quarterly Newsletters for Paul Thompson's group- Energy Services	AUG-2011
29,499	Other	PUSH DESIGN LLC				60.00	921902	13724	Quarterly Newsletters for Paul Thompson's group- Energy Services	AUG-2011
29,500	Other	PUSH DESIGN LLC				225.00	930101	13743	Labor	OCT-2011
29,501	Other	PUSH DESIGN LLC				90.73	560900	13748	Quarterly Newsletters for Paul Thompson's group- Energy Services	Feb-2012
29,502	Other	PUSH DESIGN LLC				70.13	500900	13748	Quarterly Newsletters for Paul Thompson's group- Energy Services	Feb-2012
29,503	Other	PUSH DESIGN LLC				66.00	921902	13748	Quarterly Newsletters for Paul Thompson's group- Energy Services	Feb-2012
29,504	Other	PUSH DESIGN LLC				1,425.00	930101	13761	Labor	Jan-2012
29,505	Other	PUSH DESIGN LLC				132.00	560900	13762	Quarterly Newsletters for Paul Thompson's group- Energy Services	Jan-2012
29,506	Other	PUSH DESIGN LLC				102.00	500900	13762	Quarterly Newsletters for Paul Thompson's group- Energy Services	Jan-2012
29,507	Other	PUSH DESIGN LLC				96.00	921902	13762	Quarterly Newsletters for Paul Thompson's group- Energy Services	Jan-2012
29,508	Other	PUSH DESIGN LLC				262.50	930101	13766	Labor	Jan-2012
29,509	Other	PUSH DESIGN LLC				3,519.00	901900	13768	Tree Trimming Brochures	Feb-2012
29,510	Other	PUSH DESIGN LLC				112.50	580100	13785	Labor	MAR-2012
29,511	Other	QA SUPPORT LP				2,500.00	502900	W11471	Preparation of E.W. Brown CEMS QA/QC Plan	Dec-2011
29,512	Other	QDRO CONSULTANTS COMPANY				(350.00)	923100	10994	Qualified Domestic Relations Orders	Jun-2011
29,513	Other	QDRO CONSULTANTS COMPANY				(171.50)	923900	11240	Qualified Domestic Relations Orders	Jun-2011
29,514	Other	QSI INC				120.00	921004	2012461	QSI-LSECURITY LABOR INSTALLATION (INV #2012-461 DATED JAN 17 2012	MAR-2012
29,515	Other	QUALITY FABRICATION INC				1,162.50	512100	17995	Labor to fabricate (4) boiler vestibule access doors - 30" x 60"	APR-2011
29,516	Other	QUALITY FABRICATION INC				618.75	512100	18000	Labor to modify (2) boiler vestibule access doors	APR-2011

KENTUCKY UTILITIES COMPANY
Case No. 2012- 00221
Analysis of Professional Services Expenses For the Test Year

(A)	(B)	(C)	(D)	(E)	(F)	(G)	(H)	(I)		
Line No.	Type	Vendor	Rate Case	Audit	Other	Total	Account	Invoice	Description	Period
29,517	Other	QUALITY FABRICATION INC				450.00	512100	18022	Labor to Repair Seal Fit On Air Ejector	MAY-2011
29,518	Other	QUALITY FABRICATION INC				787.50	512100	18023	Labor to Repair Steam Chest	MAY-2011
29,519	Other	QUALITY FABRICATION INC				375.00	513100	18028	LABOR TO MAKE BRONZE BUSHING	MAY-2011
29,520	Other	QUALITY FABRICATION INC				731.25	512100	18029	LABOR FOR CAP BUSHING AND PACKING FOLLOWER	MAY-2011
29,521	Other	QUALITY FABRICATION INC				1,125.00	512100	18030	Labor, supervision to machine thermowells to specifications	MAY-2011
29,522	Other	QUALITY FABRICATION INC				506.25	512100	18041	Labor for Packing Follower	MAY-2011
29,523	Other	QUALITY FABRICATION INC				787.50	513100	18042	Labor to Make Bushings	MAY-2011
29,524	Other	QUALITY FABRICATION INC				393.75	512100	18043	Labor, supervision to machine thermowells to specifications	MAY-2011
29,525	Other	QUALITY FABRICATION INC				225.00	513100	18044	Labor to Machine New Guide Pins from B7	MAY-2011
29,526	Other	QUALITY FABRICATION INC				225.00	512017	18130	Labor To Bore and Key Coupling	JUL-2011
29,527	Other	R A ROSS AND ASSOCIATES INC				755.00	502002	69758	PUMP REPAIR, NEPTUNE 520-A-N3FA INCLUDING REBUILD KIT, FILL PLUG/VENT	Feb-2012
29,528	Other	R AND K CONTRACTING LLC				1,374.93	571100	827	pay invoice 827	Jun-2011
29,529	Other	R AND P INDUSTRIAL CHIMNEY CO INC				12,000.00	512005	2011029IN	LABOR TO INSPECT THE SCRUBBER STACK	APR-2011
29,530	Other	R AND P INDUSTRIAL CHIMNEY CO INC				6,000.00	512100	2011029IN	LABOR TO INSPECT UNIT 1 CHIMNEY	APR-2011
29,531	Other	R AND P INDUSTRIAL CHIMNEY CO INC				6,201.00	512011	2011045IN	labor to install stack flow probe	MAY-2011
29,532	Other	R AND P INDUSTRIAL CHIMNEY CO INC				9,500.00	512100	2011106IN	LABOR & EQUIPMENT TO PERFORM ANNUAL INSPECTION ON THE MSO2 CHIMNEY	OCT-2011
29,533	Other	R AND P INDUSTRIAL CHIMNEY CO INC				19,000.00	512100	2012005IN	LABOR & EQUIPMENT TO REPAIR THE DAMAGED BREACHING AREA	Feb-2012
29,534	Other	R AND P INDUSTRIAL CHIMNEY CO INC				9,488.00	512100	2012005IN	LABOR & EQUIPMENT TO INSPECT THE DAMAGED BREACHING AREA	Feb-2012
29,535	Other	R J CORMAN RR CO				3,062.19	512100	7234022	RERAILED COAL CAR JAIX 800264	APR-2011
29,536	Other	RADIO COMMUNICATIONS SYSTEMS				1,081.53	921903	90533	Monthly Maintenance Agreement for Astro Units	APR-2011
29,537	Other	RADIO COMMUNICATIONS SYSTEMS				1,081.53	921903	90855	Monthly Maintenance Agreement for Astro Units	APR-2011
29,538	Other	RADIO COMMUNICATIONS SYSTEMS				1,081.53	921903	91608	Monthly Maintenance Agreement for Astro Units	Jun-2011
29,539	Other	RADIO COMMUNICATIONS SYSTEMS				1,082.39	921903	91944	Monthly Maintenance Agreement for Astro Units	Jun-2011
29,540	Other	RADIO COMMUNICATIONS SYSTEMS				1,082.39	921903	92271	Monthly Maintenance Agreement for Astro Units	AUG-2011
29,541	Other	RADIO COMMUNICATIONS SYSTEMS				1,082.39	921903	92598	Monthly Maintenance Agreement for Astro Units	AUG-2011
29,542	Other	RADIO COMMUNICATIONS SYSTEMS				1,082.39	921903	92912	Monthly Maintenance Agreement for Astro Units	SEP-2011
29,543	Other	RADIO COMMUNICATIONS SYSTEMS				1,082.39	921903	93244	Monthly Maintenance Agreement for Astro Units	OCT-2011
29,544	Other	RADIO COMMUNICATIONS SYSTEMS				1,082.39	921903	93552	Monthly Maintenance Agreement for Astro Units	NOV-2011
29,545	Other	RADIO COMMUNICATIONS SYSTEMS				1,082.39	921903	93879	Monthly Maintenance Agreement for Astro Units	Dec-2011
29,546	Other	RADIO COMMUNICATIONS SYSTEMS				1,082.39	921903	94181	Monthly Maintenance Agreement for Astro Units	Feb-2012
29,547	Other	RADIO COMMUNICATIONS SYSTEMS				1,082.39	921903	94455	Monthly Maintenance Agreement for Astro Units	MAR-2012
29,548	Other	RADIO COMMUNICATIONS SYSTEMS				190.00	514100	430164	REPAIR RADIO	APR-2011
29,549	Other	RADIO COMMUNICATIONS SYSTEMS				215.00	514100	431197	REPLACED SWITCHES ON RADIOS	Jun-2011
29,550	Other	RADIO COMMUNICATIONS SYSTEMS				215.00	514100	435430	SERVICED/REPAIRED RADIO	JUL-2011
29,551	Other	RADIO COMMUNICATIONS SYSTEMS				190.00	514100	436609	REPAIR RADIO	SEP-2011
29,552	Other	RADIO COMMUNICATIONS SYSTEMS				215.00	514100	438721	REPAIR RADIO WHICH WOULD NOT WORK AT ALL	OCT-2011
29,553	Other	RADIO COMMUNICATIONS SYSTEMS				67.50	514100	440670	PAYMENT OF INVOICE #440670--REPLACED THE CONTROL FLEX AND ALIGNED THE FREQUENCY	Dec-2011
29,554	Other	RADIO COMMUNICATIONS SYSTEMS				215.00	514100	440856	PAYMENT OF INVOICE #440856--CLEANED BATTERY AND CONTACTS	Dec-2011
29,555	Other	RADIO COMMUNICATIONS SYSTEMS				215.00	514100	441927	REPAIR RADIO-S/N 008TFJ2008	Jan-2012
29,556	Other	RANDY WALKER ELECTRICAL CONTRACTOR INC				507.42	935403	0043970IN	INV 0043970-IN	APR-2011
29,557	Other	RANDY WALKER ELECTRICAL CONTRACTOR INC				227.50	935403	0044289IN	inv 0044289-in	Jun-2011
29,558	Other	RANDY WALKER ELECTRICAL CONTRACTOR INC				392.00	935403	0044522IN	INV 0044522-IN	AUG-2011
29,559	Other	RANDY WALKER ELECTRICAL CONTRACTOR INC				703.63	935403	0044602IN	INV 0044602-IN	AUG-2011
29,560	Other	RANDY WALKER ELECTRICAL CONTRACTOR INC				947.74	935403	0044815IN	INV 0044815-IN	SEP-2011
29,561	Other	RANDY WALKER ELECTRICAL CONTRACTOR INC				947.72	935403	0044830IN	INV 0044830-IN	SEP-2011
29,562	Other	RANDY WALKER ELECTRICAL CONTRACTOR INC				284.75	935403	0045378IN	INV 0045378-IN	Jan-2012
29,563	Other	RANDY WALKER ELECTRICAL CONTRACTOR INC				147.80	935403	0045666IN	INV 0045666-IN	Feb-2012
29,564	Other	Ranstad				27,450.00	903030	J703-0020-0312 Adjustment USD	Ranstad	MAR-2012
29,565	Other	READY ELECTRIC CO INC				3,085.48	512100	56829	O2 PROBES ON UNIT 3	APR-2011
29,566	Other	READY ELECTRIC CO INC				1,351.20	512100	56829	O2 PROBES ON UNIT 3	APR-2011
29,567	Other	READY ELECTRIC CO INC				1,342.40	512005	56830	U1 STRAINER SECOND FLOOR	APR-2011
29,568	Other	READY ELECTRIC CO INC				1,854.40	512005	56831	U1 STRAINER FIRST FLOOR	APR-2011
29,569	Other	READY ELECTRIC CO INC				6,278.24	512100	56844	U3 MILL BURNER SHUTOFF DAMPERS	APR-2011
29,570	Other	READY ELECTRIC CO INC				1,630.12	511100	56845	UNIT 1 CABLES	APR-2011
29,571	Other	READY ELECTRIC CO INC				300.36	511100	56845	UNIT 1 CABLES	APR-2011
29,572	Other	READY ELECTRIC CO INC				927.20	513100	56846	U3 VOLTAGE REGULATOR CONTROL	APR-2011
29,573	Other	READY ELECTRIC CO INC				595.52	511100	56847	WIRING AT GATE 4	APR-2011

KENTUCKY UTILITIES COMPANY
Case No. 2012- 00221
Analysis of Professional Services Expenses For the Test Year

(A)	(B)	(C)	(D)	(E)	(F)	(G)	(H)	(I)		
Line No.	Type	Vendor	Rate Case	Audit	Other	Total	Account	Invoice	Description	Period
29,574	Other	READY ELECTRIC CO INC				1,073.92	512100	56848	UNIT 1 INSTRUMENT SHOP PULLING CABLES	APR-2011
29,575	Other	READY ELECTRIC CO INC				1,607.84	513100	56849	U1 1B AUX TRANSFORMER FEED (LABOR)	APR-2011
29,576	Other	READY ELECTRIC CO INC				1,554.72	513100	56849	U1 1B AUX TRANSFORMER FEED (LABOR)	APR-2011
29,577	Other	READY ELECTRIC CO INC				5,607.00	511100	56879	EQUIPMENT/MATERIAL TO INSTALL SECURITY CAMERAS AT GATE 4	APR-2011
29,578	Other	READY ELECTRIC CO INC				506.00	511100	56879	LABOR TO INSTALL SECURITY CAMERA AT GATE 4	APR-2011
29,579	Other	READY ELECTRIC CO INC				1,493.12	512100	56880	U3 O2 PROBES	APR-2011
29,580	Other	READY ELECTRIC CO INC				1,346.40	512100	56880	U3 O2 PROBES	APR-2011
29,581	Other	READY ELECTRIC CO INC				5,996.92	512100	56881	U3 MILL BURNER SHUT OFF DAMPERS	APR-2011
29,582	Other	READY ELECTRIC CO INC				5,075.72	512100	56881	U3 MILL BURNER SHUT OFF DAMPERS	APR-2011
29,583	Other	READY ELECTRIC CO INC				2,008.50	511100	56883	WORK PROVIDED ON GATE 4	APR-2011
29,584	Other	READY ELECTRIC CO INC				504.90	511100	56883	WORK PROVIDED ON GATE 4	APR-2011
29,585	Other	READY ELECTRIC CO INC				4,039.20	512101	56904	AMMONIA TANK FARM FEED	APR-2011
29,586	Other	READY ELECTRIC CO INC				2,990.12	512101	56904	AMMONIA TANK FARM FEED	APR-2011
29,587	Other	READY ELECTRIC CO INC				20,436.95	512100	56954	SUPPLEMENTAL SUPPORT LABOR FOR E/I DEPARTMENT DURING UNIT 3 AND UNIT 1 OUTAGE	APR-2011
29,588	Other	READY ELECTRIC CO INC				1,510.00	513100	56954	SUPPLEMENTAL SUPPORT LABOR FOR E/I DEPARTMENT DURING UNIT 3 AND UNIT 1 OUTAGE	APR-2011
29,589	Other	READY ELECTRIC CO INC				1,203.00	513100	56954	SUPPLEMENTAL SUPPORT LABOR FOR E/I DEPARTMENT DURING UNIT 3 AND UNIT 1 OUTAGE	APR-2011
29,590	Other	READY ELECTRIC CO INC				1,061.20	513100	56954	SUPPLEMENTAL SUPPORT LABOR FOR E/I DEPARTMENT DURING UNIT 3 AND UNIT 1 OUTAGE	APR-2011
29,591	Other	READY ELECTRIC CO INC				896.00	513100	56954	SUPPLEMENTAL SUPPORT LABOR FOR E/I DEPARTMENT DURING UNIT 3 AND UNIT 1 OUTAGE	APR-2011
29,592	Other	READY ELECTRIC CO INC				601.50	513100	56954	SUPPLEMENTAL SUPPORT LABOR FOR E/I DEPARTMENT DURING UNIT 3 AND UNIT 1 OUTAGE	APR-2011
29,593	Other	READY ELECTRIC CO INC				748.00	513100	56976	LABOR FOR U3 VOLTAGE REG CABLES	APR-2011
29,594	Other	READY ELECTRIC CO INC				598.54	513100	56976	LABOR FOR U3 VOLTAGE REG CABLES	APR-2011
29,595	Other	READY ELECTRIC CO INC				748.96	512101	56977	LABOR FOR AMMONIA VALVE	APR-2011
29,596	Other	READY ELECTRIC CO INC				600.00	512101	56977	LABOR FOR AMMONIA VALVE	APR-2011
29,597	Other	READY ELECTRIC CO INC				724.59	512100	56978	LABOR FOR 3-1 ID FAN MISC. IND	APR-2011
29,598	Other	READY ELECTRIC CO INC				600.00	512100	56978	LABOR FOR 3-1 ID FAN MISC. IND	APR-2011
29,599	Other	READY ELECTRIC CO INC				650.00	512005	56979	LABOR FOR RECYCLE PUMP STRAINER	APR-2011
29,600	Other	READY ELECTRIC CO INC				504.10	512005	56979	LABOR FOR RECYCLE PUMP STRAINER	APR-2011
29,601	Other	READY ELECTRIC CO INC				1,500.00	513100	56980	LABOR FOR 933 MOD CONT. CABLE	APR-2011
29,602	Other	READY ELECTRIC CO INC				535.32	513100	56980	LABOR FOR 933 MOD CONT. CABLE	APR-2011
29,603	Other	READY ELECTRIC CO INC				1,489.40	512100	56981	LABOR FOR U3 4TH FLOOR CONDUIT RPAIR	APR-2011
29,604	Other	READY ELECTRIC CO INC				900.00	512100	56981	LABOR FOR U3 4TH FLOOR CONDUIT RPAIR	APR-2011
29,605	Other	READY ELECTRIC CO INC				1,500.00	512005	56982	LABOR FOR U3 FGD ME VALVE	APR-2011
29,606	Other	READY ELECTRIC CO INC				882.70	512005	56982	LABOR FOR U3 FGD ME VALVE	APR-2011
29,607	Other	READY ELECTRIC CO INC				1,512.28	512100	56983	LABOR FOR 3-2 FAN MISC. IND	APR-2011
29,608	Other	READY ELECTRIC CO INC				1,150.00	512100	56983	LABOR FOR 3-2 FAN MISC. IND	APR-2011
29,609	Other	READY ELECTRIC CO INC				945.00	511100	56986	LABOR FOR GATE 4 LIGHTING	APR-2011
29,610	Other	READY ELECTRIC CO INC				917.73	511100	56986	LABOR FOR GATE 4 LIGHTING	APR-2011
29,611	Other	READY ELECTRIC CO INC				3,765.10	512005	56987	LABOR FOR OX AIR WATER PIPING	APR-2011
29,612	Other	READY ELECTRIC CO INC				3,257.00	512005	56987	LABOR FOR OX AIR WATER PIPING	APR-2011
29,613	Other	READY ELECTRIC CO INC				17,683.65	513100	56988	LABOR FOR U3 MCB/345 HOUSE CABLES	APR-2011
29,614	Other	READY ELECTRIC CO INC				10,000.00	513100	56988	LABOR FOR U3 MCB/345 HOUSE CABLES	APR-2011
29,615	Other	READY ELECTRIC CO INC				17,256.09	512100	56989	LABOR FOR U3 MILL BURNER SHUT OFF DAMPERS	APR-2011
29,616	Other	READY ELECTRIC CO INC				15,356.00	512100	56989	LABOR FOR U3 MILL BURNER SHUT OFF DAMPERS	APR-2011
29,617	Other	READY ELECTRIC CO INC				37,456.86	512101	56990	LABOR AT AMMONIA TANK FARM FEED	APR-2011
29,618	Other	READY ELECTRIC CO INC				12,485.62	512101	56990	LABOR AT AMMONIA TANK FARM FEED	APR-2011
29,619	Other	READY ELECTRIC CO INC				8,919.05	512100	56991	LABOR FOR U3 F HEATER LVL CONTROL	APR-2011
29,620	Other	READY ELECTRIC CO INC				4,625.00	512100	56991	LABOR FOR U3 F HEATER LVL CONTROL	APR-2011
29,621	Other	READY ELECTRIC CO INC				2,720.00	511100	57000	LABOR TO INSTALL SECURITY CAMERA AT GATE 4	MAY-2011
29,622	Other	READY ELECTRIC CO INC				300.00	511100	57000	EQUIPMENT/MATERIAL TO INSTALL SECURITY CAMERAS AT GATE 4	MAY-2011
29,623	Other	READY ELECTRIC CO INC				1,678.08	512100	57082	3-1 FAN MISC. IND.	Jun-2011
29,624	Other	READY ELECTRIC CO INC				483.92	512100	57082	3-1 FAN MISC. IND.	Jun-2011
29,625	Other	READY ELECTRIC CO INC				390.24	512100	57083	3-1 BURNER MISC. IND	Jun-2011
29,626	Other	READY ELECTRIC CO INC				146.72	512100	57083	3-1 BURNER MISC. IND	Jun-2011
29,627	Other	READY ELECTRIC CO INC				483.92	512100	57084	U3 TRANSDUCER/RESISTOR @MCB	Jun-2011

KENTUCKY UTILITIES COMPANY
Case No. 2012- 00221
Analysis of Professional Services Expenses For the Test Year

(A)	(B)	(C)	(D)	(E)	(F)	(G)	(H)	(I)		
Line No.	Type	Vendor	Rate Case	Audit	Other	Total	Account	Invoice	Description	Period
29,628	Other	READY ELECTRIC CO INC				897.60	512100	57085	U3 CAT 5 CABLES	Jun-2011
29,629	Other	READY ELECTRIC CO INC				573.64	512100	57085	U3 CAT 5 CABLES	Jun-2011
29,630	Other	READY ELECTRIC CO INC				556.68	512100	57086	U4 AIR HEATER THERMOCOUPLE	Jun-2011
29,631	Other	READY ELECTRIC CO INC				248.76	512100	57086	U4 AIR HEATER THERMOCOUPLE	Jun-2011
29,632	Other	READY ELECTRIC CO INC				1,109.04	513100	57087	U3 COOLING TOWER	Jun-2011
29,633	Other	READY ELECTRIC CO INC				448.80	513100	57087	U3 COOLING TOWER	Jun-2011
29,634	Other	READY ELECTRIC CO INC				897.60	511100	57088	GATE 4 GUARD HOUSE	Jun-2011
29,635	Other	READY ELECTRIC CO INC				241.96	511100	57088	GATE 4 GUARD HOUSE	Jun-2011
29,636	Other	READY ELECTRIC CO INC				305.85	514100	57089	GATE 4 PA PHONE	Jun-2011
29,637	Other	READY ELECTRIC CO INC				168.30	514100	57089	GATE 4 PA PHONE	Jun-2011
29,638	Other	READY ELECTRIC CO INC				815.60	512100	57090	U3 MCB	Jun-2011
29,639	Other	READY ELECTRIC CO INC				448.80	512100	57090	U3 MCB	Jun-2011
29,640	Other	READY ELECTRIC CO INC				1,202.24	513100	57091	1-1 CONT. AIR COMP.	Jun-2011
29,641	Other	READY ELECTRIC CO INC				767.00	513100	57091	1-1 CONT. AIR COMP.	Jun-2011
29,642	Other	READY ELECTRIC CO INC				2,218.08	513100	57092	U3 COOLING TOWER	Jun-2011
29,643	Other	READY ELECTRIC CO INC				897.60	513100	57092	U3 COOLING TOWER	Jun-2011
29,644	Other	READY ELECTRIC CO INC				1,885.38	512100	57093	3-3 BURNER MISC. IND	Jun-2011
29,645	Other	READY ELECTRIC CO INC				701.24	512100	57093	3-3 BURNER MISC. IND	Jun-2011
29,646	Other	READY ELECTRIC CO INC				1,766.24	512100	57094	3-6 BURNER MISC. IND	Jun-2011
29,647	Other	READY ELECTRIC CO INC				241.96	512100	57094	3-6 BURNER MISC. IND	Jun-2011
29,648	Other	READY ELECTRIC CO INC				5,853.60	511100	57097	GATE 2	Jun-2011
29,649	Other	READY ELECTRIC CO INC				1,393.84	511100	57097	GATE 2	Jun-2011
29,650	Other	READY ELECTRIC CO INC				8,685.06	512017	57098	4-1 CRUSHER MOTOR	Jun-2011
29,651	Other	READY ELECTRIC CO INC				953.70	512017	57098	4-1 CRUSHER MOTOR	Jun-2011
29,652	Other	READY ELECTRIC CO INC				5,834.40	511100	57099	LAB PANEL	Jun-2011
29,653	Other	READY ELECTRIC CO INC				1,027.04	511100	57099	LAB PANEL	Jun-2011
29,654	Other	READY ELECTRIC CO INC				1,587.44	513100	57100	U4 COOLING TOWER LIGHTNING PROTECTION	Jun-2011
29,655	Other	READY ELECTRIC CO INC				897.60	513100	57100	U4 COOLING TOWER LIGHTNING PROTECTION	Jun-2011
29,656	Other	READY ELECTRIC CO INC				522.53	512100	57101	UNIT 4 INSTRUMENT	Jun-2011
29,657	Other	READY ELECTRIC CO INC				292.68	512100	57101	UNIT 4 INSTRUMENT	Jun-2011
29,658	Other	READY ELECTRIC CO INC				2,804.96	512005	57102	UNIT 4 FGD AMIAD	Jun-2011
29,659	Other	READY ELECTRIC CO INC				1,560.96	512005	57102	UNIT 4 FGD AMIAD	Jun-2011
29,660	Other	READY ELECTRIC CO INC				4,000.00	511100	57208	LABOR FOR WORK PERFORMED ON GATE 2	Jun-2011
29,661	Other	READY ELECTRIC CO INC				2,067.36	511100	57208	LABOR FOR WORK PERFORMED ON GATE 2	Jun-2011
29,662	Other	READY ELECTRIC CO INC				2,008.48	512017	57209	LABOR FOR 4-1 CRUSHER MOTOR	Jun-2011
29,663	Other	READY ELECTRIC CO INC				2,321.04	511100	57210	LABOR FOR LAB PANEL	Jun-2011
29,664	Other	READY ELECTRIC CO INC				4,368.32	513100	57333	LABOR FOR U2 SLMS MONITORING	JUL-2011
29,665	Other	READY ELECTRIC CO INC				448.80	513100	57333	LABOR FOR U2 SLMS MONITORING	JUL-2011
29,666	Other	READY ELECTRIC CO INC				6,580.88	511100	57334	LABOR FOR UNIT 1 CONDUITS	JUL-2011
29,667	Other	READY ELECTRIC CO INC				404.88	511100	57334	LABOR FOR UNIT 1 CONDUITS	JUL-2011
29,668	Other	READY ELECTRIC CO INC				3,063.28	511100	57335	LABOR FOR U2 ELECTRIC CONDUIT	JUL-2011
29,669	Other	READY ELECTRIC CO INC				2,341.44	511100	57335	LABOR FOR U2 ELECTRIC CONDUIT	JUL-2011
29,670	Other	READY ELECTRIC CO INC				1,092.86	513100	57336	LABOR FOR ENGINEERING TURNSTILE	JUL-2011
29,671	Other	READY ELECTRIC CO INC				3,139.77	513100	57337	LABOR FOR COAL YARD TURNSTILE	JUL-2011
29,672	Other	READY ELECTRIC CO INC				721.92	513100	57337	LABOR FOR COAL YARD TURNSTILE	JUL-2011
29,673	Other	READY ELECTRIC CO INC				1,864.70	512101	57338	LABOR TO WORK ON AMMONIA TANK FARM GATE	JUL-2011
29,674	Other	READY ELECTRIC CO INC				4,720.96	511100	57340	LABOR TO WORK ON LAB PANEL	JUL-2011
29,675	Other	READY ELECTRIC CO INC				1,951.20	511100	57340	LABOR TO WORK ON LAB PANEL	JUL-2011
29,676	Other	READY ELECTRIC CO INC				3,121.92	512017	57341	4-1 CRUSHER MOTOR	JUL-2011
29,677	Other	READY ELECTRIC CO INC				1,100.40	512017	57341	4-1 CRUSHER MOTOR	JUL-2011
29,678	Other	READY ELECTRIC CO INC				1,268.17	511100	57451	UNIT 1 CONDUITS	AUG-2011
29,679	Other	READY ELECTRIC CO INC				707.88	512017	57453	4-1 WET ASH CRUSHER MOTOR	AUG-2011
29,680	Other	READY ELECTRIC CO INC				379.21	511100	57454	LAB PANEL	AUG-2011
29,681	Other	READY ELECTRIC CO INC				1,516.84	512101	57455	AMMONIA DETECTOR	AUG-2011
29,682	Other	READY ELECTRIC CO INC				3,820.18	512100	57456	COAL YARD STACKER/RECLAIMER	AUG-2011
29,683	Other	READY ELECTRIC CO INC				2,144.72	511100	57457	GATE 4	AUG-2011
29,684	Other	READY ELECTRIC CO INC				8,844.84	513100	57616	UNIT 4 COOLING TOWER	SEP-2011
29,685	Other	READY ELECTRIC CO INC				1,402.48	512100	57619	UNIT 1 02 PROBES	SEP-2011
29,686	Other	READY ELECTRIC CO INC				2,473.28	512005	57620	UNIT 1 FGD	SEP-2011
29,687	Other	READY ELECTRIC CO INC				2,218.08	514100	57621	UNIT 3 PA SYSTEM	SEP-2011

KENTUCKY UTILITIES COMPANY
Case No. 2012- 00221
Analysis of Professional Services Expenses For the Test Year

(A)	(B)	(C)	(D)	(E)	(F)	(G)	(H)	(I)		
Line No.	Type	Vendor	Rate Case	Audit	Other	Total	Account	Invoice	Description	Period
29,688	Other	READY ELECTRIC CO INC				5,941.60	511100	57622	UNIT 3 LIGHTING	SEP-2011
29,689	Other	READY ELECTRIC CO INC				1,402.48	513100	57623	ENGINEERING TURNSTILE	SEP-2011
29,690	Other	READY ELECTRIC CO INC				890.32	512100	57624	UNIT 1 CORNER BURNER TILT	SEP-2011
29,691	Other	READY ELECTRIC CO INC				4,444.37	512100	57760	LABOR FOR WORK ON TILT ASSEMBLY	NOV-2011
29,692	Other	READY ELECTRIC CO INC				6,412.10	512100	57761	LABOR FOR WORK ON 1-1 AIR HEATER BLOWER	NOV-2011
29,693	Other	READY ELECTRIC CO INC				2,698.81	512100	57762	LABOR FOR WORK ON U-1 AIR HEATER GUIDE BEARINGS	NOV-2011
29,694	Other	READY ELECTRIC CO INC				3,945.35	513100	57763	UNIT 3 CIRC. WATER DISC. PIPING	OCT-2011
29,695	Other	READY ELECTRIC CO INC				3,330.89	511100	57764	S-1/3-3 FAN CONT.	OCT-2011
29,696	Other	READY ELECTRIC CO INC				758.42	512100	57765	C.Y. STACKER/RECLAIMER	OCT-2011
29,697	Other	READY ELECTRIC CO INC				481.16	513100	57898	LABOR FOR WORK PERFORMED ON HEAT TRACE	NOV-2011
29,698	Other	READY ELECTRIC CO INC				962.32	512100	57899	LABOR PERFORMED ON THE STACKER/RECLAIMER	NOV-2011
29,699	Other	READY ELECTRIC CO INC				513.52	513100	57900	LABOR FOR WORK PERFORMED ON TURNSTILE	NOV-2011
29,700	Other	READY ELECTRIC CO INC				1,035.68	511100	57902	LABOR FOR WORK PERFORMED ON WHSE HEAT TRACE	NOV-2011
29,701	Other	READY ELECTRIC CO INC				3,514.84	512100	57903	LABOR FOR U1 O2 PROBES	NOV-2011
29,702	Other	READY ELECTRIC CO INC				4,990.68	512005	57905	LABOR FOR UNIT 1 ABSORBER MISC. INST.	NOV-2011
29,703	Other	READY ELECTRIC CO INC				3,473.84	512005	57906	LABOR FOR LPR BUILDING LPSW PIPING	NOV-2011
29,704	Other	READY ELECTRIC CO INC				3,180.40	512100	57907	LABOR FOR UNIT 1 TILT	NOV-2011
29,705	Other	READY ELECTRIC CO INC				2,783.40	512100	57909	LABOR FOR 1-1 AIR HEATER BLOWER	NOV-2011
29,706	Other	READY ELECTRIC CO INC				1,402.48	513100	58100	LABOR FOR CELL #1, UNIT 3 COOLING TOWER	Dec-2011
29,707	Other	READY ELECTRIC CO INC				1,035.68	514100	58101	LABOR FOR WAREHOUSE PA PHONES	Dec-2011
29,708	Other	READY ELECTRIC CO INC				1,109.04	512005	58102	LABOR FOR HEAT TRACE @ LIMESTONE PREP	Dec-2011
29,709	Other	READY ELECTRIC CO INC				1,432.08	511100	58103	LABOR FOR TRANSFER HOUSE #1 SUMP PUMPS	Dec-2011
29,710	Other	READY ELECTRIC CO INC				1,402.48	513100	58106	LABOR FOR CELL 3, UNIT 1 CT	Dec-2011
29,711	Other	READY ELECTRIC CO INC				1,402.48	513100	58108	LABOR FOR 1-11 COOLING TOWER	Dec-2011
29,712	Other	READY ELECTRIC CO INC				7,437.48	512101	58109	UNIT 2 SCR HEAT TRACE	Dec-2011
29,713	Other	READY ELECTRIC CO INC				3,253.76	513100	58110	INSTALL CONDUIT FOR HEAT TRACE	Dec-2011
29,714	Other	READY ELECTRIC CO INC				1,924.64	512005	58112	PULL CABLE FOR HEAT TRACE	Dec-2011
29,715	Other	READY ELECTRIC CO INC				331.68	512005	58112	PULL CABLE FOR HEAT TRACE	Dec-2011
29,716	Other	READY ELECTRIC CO INC				3,161.64	512100	58229	LABOR FOR U1 TILT	Jan-2012
29,717	Other	READY ELECTRIC CO INC				423.43	511100	58230	LABOR/EQUIPMENT FOR GATE 4 CAMERA	Jan-2012
29,718	Other	READY ELECTRIC CO INC				360.00	511100	58230	LABOR/EQUIPMENT FOR GATE 4 CAMERA	Jan-2012
29,719	Other	READY ELECTRIC CO INC				1,402.48	514100	58232	LABOR FOR U3 PA PHONE	Jan-2012
29,720	Other	READY ELECTRIC CO INC				4,414.10	512100	58233	LABOR FOR U1 PK	Jan-2012
29,721	Other	READY ELECTRIC CO INC				586.88	513100	58235	LABOR FOR U2 GEN. ALT. TEMP COOLER	Jan-2012
29,722	Other	READY ELECTRIC CO INC				4,207.44	512005	58236	LABOR FOR LIMESTONE UNLOADER	Jan-2012
29,723	Other	READY ELECTRIC CO INC				2,804.96	511100	58237	LABOR FOR U3/4 SERVICE BUILDING	Jan-2012
29,724	Other	READY ELECTRIC CO INC				815.60	514100	58238	LABOR FOR U3 PA 8 1/2 FLOOR	Jan-2012
29,725	Other	READY ELECTRIC CO INC				1,631.20	514100	58239	LABOR FOR U4 PA 8/12 FLOOR	Jan-2012
29,726	Other	READY ELECTRIC CO INC				6,343.80	512100	58240	LABOR FOR WORK ON DCS FIBER/OPTIC CABLE	Jan-2012
29,727	Other	READY ELECTRIC CO INC				1,272.96	512100	58240	MATERIAL FOR WORK ON DCS FIBER/OPTIC CABLE	Jan-2012
29,728	Other	READY ELECTRIC CO INC				300.00	512100	58240	EQUIPMENT FOR WORK ON DCS FIBER/OPTIC CABLE	Jan-2012
29,729	Other	READY ELECTRIC CO INC				1,572.96	511100	58241	LABOR/MATER/EQUIPMENT FOR U1'2 TURNSTILE	Jan-2012
29,730	Other	READY ELECTRIC CO INC				277.26	511100	58241	LABOR/MATER/EQUIPMENT FOR U1'2 TURNSTILE	Jan-2012
29,731	Other	READY ELECTRIC CO INC				812.11	511100	58412	GATE 4 CAMERA	Feb-2012
29,732	Other	READY ELECTRIC CO INC				447.20	511100	58412	GATE 4 CAMERA	Feb-2012
29,733	Other	READY ELECTRIC CO INC				15,746.40	512100	58413	UNIT 1 TILT	Feb-2012
29,734	Other	READY ELECTRIC CO INC				4,880.01	512100	58413	UNIT 1 TILT	Feb-2012
29,735	Other	READY ELECTRIC CO INC				2,457.28	512100	58414	LABOR FOR UNIT 1 IK	Feb-2012
29,736	Other	READY ELECTRIC CO INC				897.60	512100	58414	LABOR FOR UNIT 1 IK	Feb-2012
29,737	Other	READY ELECTRIC CO INC				513.15	512005	58416	LABOR FOR LIMESTONE UNLOADER	Feb-2012
29,738	Other	READY ELECTRIC CO INC				448.80	512005	58416	LABOR FOR LIMESTONE UNLOADER	Feb-2012
29,739	Other	READY ELECTRIC CO INC				120.98	512100	58417	LABOR FOR DCS FIBER/OPTIC CABLE	Feb-2012
29,740	Other	READY ELECTRIC CO INC				3,991.42	513100	58418	LABOR FOR UNIT 4 TURBINE EH PUMPS	Feb-2012
29,741	Other	READY ELECTRIC CO INC				1,947.52	513100	58418	LABOR FOR UNIT 4 TURBINE EH PUMPS	Feb-2012
29,742	Other	READY ELECTRIC CO INC				1,807.52	512100	58420	LABOR FOR UNIT 4 IR	Feb-2012
29,743	Other	READY ELECTRIC CO INC				1,346.40	512100	58420	LABOR FOR UNIT 4 IR	Feb-2012
29,744	Other	READY ELECTRIC CO INC				4,317.00	512100	58421	LABOR FOR UNIT 1 O2 PROBES	Feb-2012
29,745	Other	READY ELECTRIC CO INC				1,114.56	512100	58421	LABOR FOR UNIT 1 O2 PROBES	Feb-2012
29,746	Other	READY ELECTRIC CO INC				2,446.80	513100	58423	25KV LABOR	Feb-2012
29,747	Other	READY ELECTRIC CO INC				1,718.95	513100	58423	25KV LABOR	Feb-2012

KENTUCKY UTILITIES COMPANY
Case No. 2012- 00221
Analysis of Professional Services Expenses For the Test Year

(A)	(B)	(C)	(D)	(E)	(F)	(G)	(H)	(I)		
Line No.	Type	Vendor	Rate Case	Audit	Other	Total	Account	Invoice	Description	Period
29,748	Other	READY ELECTRIC CO INC				6,907.12	512100	58530	LABOR FOR UNIT 1 O2 PROBES	MAR-2012
29,749	Other	READY ELECTRIC CO INC				3,504.39	512100	58530	LABOR FOR UNIT 1 O2 PROBES	MAR-2012
29,750	Other	READY ELECTRIC CO INC				22,061.42	513100	58531	LABOR & EQUIPMENT FOR WORK ON 25KV	MAR-2012
29,751	Other	READY ELECTRIC CO INC				6,377.16	513100	58531	LABOR & EQUIPMENT FOR WORK ON 25KV	MAR-2012
29,752	Other	READY ELECTRIC CO INC				2,734.56	512100	58532	LABOR FOR U1 TILTS	MAR-2012
29,753	Other	READY ELECTRIC CO INC				943.64	512100	58532	LABOR FOR U1 TILTS	MAR-2012
29,754	Other	READY ELECTRIC CO INC				1,617.06	512055	58537	LABOR FOR U1 SCRUBBER OX AIR	MAR-2012
29,755	Other	READY ELECTRIC CO INC				1,477.50	512055	58537	LABOR FOR U1 SCRUBBER OX AIR	MAR-2012
29,756	Other	READY ELECTRIC CO INC				658.88	511100	58538	LABOR FOR WAREHOUSE LIGHTING	MAR-2012
29,757	Other	READY ELECTRIC CO INC				609.28	511100	58538	LABOR FOR WAREHOUSE LIGHTING	MAR-2012
29,758	Other	READY ELECTRIC CO INC				780.48	512100	58540	LABOR FOR UNIT 1 SOFA TILT	MAR-2012
29,759	Other	READY ELECTRIC CO INC				181.47	512100	58540	LABOR FOR UNIT 1 SOFA TILT	MAR-2012
29,760	Other	READY ELECTRIC CO INC				420.67	513100	58542	LABOR FOR UNIT 1 HYDROGEN VALVES	MAR-2012
29,761	Other	READY ELECTRIC CO INC				165.84	513100	58542	LABOR FOR UNIT 1 HYDROGEN VALVES	MAR-2012
29,762	Other	RECO EQUIPMENT INC				1,139.60	512005	472633	LABOR FOR LIMESTONE UNLOADER 500 HR SERVICE	MAY-2011
29,763	Other	RECO EQUIPMENT INC				4,668.30	512005	473078	LABOR TO REPAIR LIMESTONE EXCAVATOR	Jun-2011
29,764	Other	RECO EQUIPMENT INC				897.10	512005	00473957	500 HOUR SERVICE ON LIMESTONE UNLOADING EXCAVATOR	AUG-2011
29,765	Other	RECO EQUIPMENT INC				4,031.45	512005	00474225	LABOR TO REPAIR LIMESTONE UNLOADER	AUG-2011
29,766	Other	RECO EQUIPMENT INC				11,963.20	512005	00474237	LABOR TO RESEAL STICK CYLINDERS ON LIMESTONE UNLOADING EXCAVATOR	AUG-2011
29,767	Other	RECO EQUIPMENT INC				1,652.40	512005	00474679	LABOR TO REPAIR SWING ON LIMESTONE UNLOADER	SEP-2011
29,768	Other	RECO EQUIPMENT INC				1,896.25	512005	00474680	LABOR TO SERVICE LIMESTONE UNLOADER BUCKET ROTATION MOTOR	SEP-2011
29,769	Other	RECO EQUIPMENT INC				910.85	512005	00474961	LABOR FOR 250 HOUR SERVICE ON P984E LIMESTONE UNLOADER	OCT-2011
29,770	Other	RECO EQUIPMENT INC				1,943.92	512005	00475211	LABOR TO REPAIR AIR COMPRESSOR AT ROCK EXCAVATOR	OCT-2011
29,771	Other	RECO EQUIPMENT INC				1,186.14	512005	475915	MATERIAL TO PERFORM 500 HOUR SERVICE ON LIMESTONE UNLOADER	Jan-2012
29,772	Other	RECO EQUIPMENT INC				996.30	512005	475915	LABOR/MILEAGE TO PERFORM 500 HOUR SERVICE ON LIMESTONE UNLOADER	Jan-2012
29,773	Other	RECO EQUIPMENT INC				1,021.19	512005	00476981	LABOR TO PERFORM 25 HR SERVICE ON LIMESTONE EXCAVATOR	MAR-2012
29,774	Other	RED7E INC				10,732.60	930101	16989	July Newsletter - inv 16989 June 30, 2011 July Newsletter	JUL-2011
29,775	Other	RED7E INC				10,732.60	930101	17126	August Newsletter	AUG-2011
29,776	Other	RED7E INC				10,732.60	930101	17222	SEPTEMBER NEWSLETTER	SEP-2011
29,777	Other	RED7E INC				10,732.60	930101	17331	OCTOBER NEWSLETTER	OCT-2011
29,778	Other	RED7E INC				10,732.60	930101	17451	November Newsletter	NOV-2011
29,779	Other	RED7E INC				10,220.50	930101	17515	December newsletter - inv 17515	Dec-2011
29,780	Other	RED7E INC				10,732.60	930101	17611	January Newsletter	Feb-2012
29,781	Other	RED7E INC				10,220.50	930101	17747	Feb newsletter	Feb-2012
29,782	Other	RED7E INC				250.00	930101	17748	Insightbb eblast data	Feb-2012
29,783	Other	RED7E INC				10,220.50	930101	17794	Newsletter	MAR-2012
29,784	Other	REDMONDS GARDEN LANDSCAPE AND GIFT CNTR				280.00	935403	2007541	REDMOND'S - SNOW AND ICE REMOVAL - ONE QUALITY BLDG - AS REQUIRED	Feb-2012
29,785	Other	REDMONDS GARDEN LANDSCAPE AND GIFT CNTR				175.00	921003	L8070	REDMOND'S, SNOW REMOVAL FOR Feb 11, 2011, Invoice L8070	Jun-2011
29,786	Other	REDMONDS GARDEN LANDSCAPE AND GIFT CNTR				4,223.13	935403	L8321	1Quality Landscaping	Jun-2011
29,787	Other	REDMONDS GARDEN LANDSCAPE AND GIFT CNTR				275.00	935403	L8667	REDMOND'S - SNOW AND ICE REMOVAL - ONE QUALITY BLDG - AS REQUIRED	Jan-2012
29,788	Other	REDMONDS GARDEN LANDSCAPE AND GIFT CNTR				600.00	935403	L8675	REDMOND'S - SNOW AND ICE REMOVAL - ONE QUALITY BLDG - AS REQUIRED	Jan-2012
29,789	Other	REDMONDS GARDEN LANDSCAPE AND GIFT CNTR				91.67	902002	L8688	Snow removal for 104 West Loudon Ave, Lexington Meter Dept, 1/1/12 through 12/31/12	Jan-2012
29,790	Other	REDMONDS GARDEN LANDSCAPE AND GIFT CNTR				91.67	586100	L8688	Snow removal for 104 West Loudon Ave, Lexington Meter Dept, 1/1/12 through 12/31/12	Jan-2012
29,791	Other	REDMONDS GARDEN LANDSCAPE AND GIFT CNTR				91.66	586100	L8688	Snow removal for 104 West Loudon Ave, Lexington Meter Dept, 1/1/12 through 12/31/12	Jan-2012
29,792	Other	REDMONDS GARDEN LANDSCAPE AND GIFT CNTR				275.00	588100	L8689	REDMOND'S GARDEN, SNOW AND ICE REMOVAL AT 745 N LIMESTONE AS REQUIRED	Jan-2012
29,793	Other	REDMONDS GARDEN LANDSCAPE AND GIFT CNTR				250.00	588100	L8690	REDMOND'S GARDEN, SNOW AND ICE REMOVAL AT 745 N LIMESTONE AS REQUIRED	Jan-2012
29,794	Other	REDMONDS GARDEN LANDSCAPE AND GIFT CNTR				91.67	902002	L8758	Snow removal for 104 West Loudon Ave, Lexington Meter Dept, 1/1/12 through 12/31/12	MAR-2012
29,795	Other	REDMONDS GARDEN LANDSCAPE AND GIFT CNTR				91.67	586100	L8758	Snow removal for 104 West Loudon Ave, Lexington Meter Dept, 1/1/12 through 12/31/12	MAR-2012

KENTUCKY UTILITIES COMPANY
Case No. 2012- 00221
Analysis of Professional Services Expenses For the Test Year

(A)	(B)	(C)	(D)	(E)	(F)	(G)	(H)	(I)		
Line No.	Type	Vendor	Rate Case	Audit	Other	Total	Account	Invoice	Description	Period
29,796	Other	REDMONDS GARDEN LANDSCAPE AND GIFT CNTR				91.66	586100	L8758	Snow removal for 104 West Loudon Ave, Lexington Meter Dept, 1/1/12 through 12/31/12	MAR-2012
29,797	Other	REDMONDS GARDEN LANDSCAPE AND GIFT CNTR				620.00	935403	L8763	REDMOND'S - SNOW AND ICE REMOVAL - ONE QUALITY BLDG - AS REQUIRED	MAR-2012
29,798	Other	REED UTILITIES CO				296.50	594001	11031	INV 11031 3/11/11 Repair Conduit 255 Falcon Dr	APR-2011
29,799	Other	REED UTILITIES CO				176.00	594001	11034	INV 11034 3/18/11 Parks Hts Subd XFMR Mntc	APR-2011
29,800	Other	REED UTILITIES CO				454.00	593002	11042	INVOICE 11042	APR-2011
29,801	Other	REED UTILITIES CO				590.66	595100	11055	INV 11055 4/29/11 Oil Spill Clean-up from storm 4/23/11	MAY-2011
29,802	Other	REED UTILITIES CO				315.00	595100	11055	INV 11055 4/29/11 Oil Spill Clean-up from storm 4/23/11	MAY-2011
29,803	Other	REED UTILITIES CO				512.30	594001	11060	INVOICE 11060, 330 SHERIDAN DR, LEX	MAY-2011
29,804	Other	REED UTILITIES CO				1,162.84	925001	11062	INV 11062 5/13/11 Repair Yard 126 James Way 5/12/11	Jun-2011
29,805	Other	REED UTILITIES CO				1,060.00	925001	11062	INV 11062 5/13/11 Repair Yard 126 James Way 5/12/11	Jun-2011
29,806	Other	REED UTILITIES CO				292.50	595100	11064	INV 11064 5/13/11 Repair Yard-Oil Spill 5/13/11	Jun-2011
29,807	Other	REED UTILITIES CO				128.31	595100	11064	INV 11064 5/13/11 Repair Yard-Oil Spill 5/13/11	Jun-2011
29,808	Other	REED UTILITIES CO				487.50	925001	11065	INV 11065 5/13/11 Repair Yard due to Storm work 5/13/11	Jun-2011
29,809	Other	REED UTILITIES CO				184.81	925001	11065	INV 11065 5/13/11 Repair Yard due to Storm work 5/13/11	Jun-2011
29,810	Other	REED UTILITIES CO				585.00	593002	11071	INV 11071 5/27/11 MCC repair ruts	Jun-2011
29,811	Other	REED UTILITIES CO				102.81	593002	11071	INV 11071 5/27/11 MCC repair ruts	Jun-2011
29,812	Other	REED UTILITIES CO				378.00	593002	11072	INV 11072 5/27/11 Mntc Transformers (bolts) per Circuit Inspection WR 2789294	Jun-2011
29,813	Other	REED UTILITIES CO				238.00	593002	11072	INV 11072 5/27/11 Mntc Transformers (bolts) per Circuit Inspection WR 2789294	Jun-2011
29,814	Other	REED UTILITIES CO				518.00	583001	11077	INV 11077 6/10/11 Oil Spill Clean-up 6/10/11	Jun-2011
29,815	Other	REED UTILITIES CO				232.08	583001	11077	INV 11077 6/10/11 Oil Spill Clean-up 6/10/11	Jun-2011
29,816	Other	REED UTILITIES CO				74.00	593002	11078	INV 11078 6/10/11 Stit Pole Mntc 6/10/11	Jun-2011
29,817	Other	REED UTILITIES CO				25.50	593002	11078	INV 11078 6/10/11 Stit Pole Mntc 6/10/11	Jun-2011
29,818	Other	REED UTILITIES CO				444.15	594001	11079	INVOICE 11079, 111 WOODFORD ST, VERS	Jun-2011
29,819	Other	REED UTILITIES CO				1,041.90	594001	11081	INVOICE 11081, 1712 WYATT PKWY, LEX	Jun-2011
29,820	Other	REED UTILITIES CO				151.50	594001	11083	INV 11083 6/24/11 Repair Riser Pole 213 Indian Mound Dr 6/23/11	JUL-2011
29,821	Other	REED UTILITIES CO				76.50	594001	11083	INV 11083 6/24/11 Repair Riser Pole 213 Indian Mound Dr 6/23/11	JUL-2011
29,822	Other	REED UTILITIES CO				1,849.83	583001	11097	INVOICE 11097, OIL SPILL CLEANUP	AUG-2011
29,823	Other	REED UTILITIES CO				732.50	594001	11115	INVOICE 11115, OIL SPILL CLEANUP CAMPBELL ST, LEX	AUG-2011
29,824	Other	REED UTILITIES CO				826.00	593002	11117	INV 11117 8/19/11 Repair Ruts 2701 Ruddles Mill Rd, Millersburg 8/15/11	SEP-2011
29,825	Other	REED UTILITIES CO				706.13	593002	11117	INV 11117 8/19/11 Repair Ruts 2701 Ruddles Mill Rd, Millersburg 8/15/11	SEP-2011
29,826	Other	REED UTILITIES CO				682.81	594001	11118	INVOICE 11118, OIL SPILL CLEANUP 123 MORGAN MILL, GEORGETOWN	AUG-2011
29,827	Other	REED UTILITIES CO				516.25	594001	11119	INV 11119 8/19/11 Relocate Transformer WR 2991979 8/16/11	SEP-2011
29,828	Other	REED UTILITIES CO				310.00	594001	11119	INV 11119 8/19/11 Relocate Transformer WR 2991979 8/16/11	SEP-2011
29,829	Other	REED UTILITIES CO				1,158.31	594001	11121	INVOICE 11121, OIL SPILL CLEANUP 333 N WINTER ST, MIDWAY	AUG-2011
29,830	Other	REED UTILITIES CO				827.79	594001	11123	INVOICE 11123, OIL SPILL CLEANUP 3775 LUCAS LN, FRANKFORT	AUG-2011
29,831	Other	REED UTILITIES CO				413.00	593002	11127	INV 11127 8/26/11 Repair Yard 8/24/11	SEP-2011
29,832	Other	REED UTILITIES CO				403.10	593002	11127	INV 11127 8/26/11 Repair Yard 8/24/11	SEP-2011
29,833	Other	REED UTILITIES CO				1,063.05	593002	11130	INVOICE 11130, 112 DERBY CT, VERS	SEP-2011
29,834	Other	REED UTILITIES CO				398.75	583001	11139	INV 11139 9/23/11 Oil Spill clean-up - Old Lair Rd 9/22/11	OCT-2011
29,835	Other	REED UTILITIES CO				225.00	583001	11139	INV 11139 9/23/11 Oil Spill clean-up - Old Lair Rd 9/22/11	OCT-2011
29,836	Other	REED UTILITIES CO				390.00	583001	11144	INV 11144 9/30/11 Old Lair Rd - reclamation	OCT-2011
29,837	Other	REED UTILITIES CO				119.73	583001	11144	INV 11144 9/30/11 Old Lair Rd - reclamation	OCT-2011
29,838	Other	REED UTILITIES CO				151.50	583001	11145	INV 11145 10/7/11 Yard Repair Walnut Grove 10/5/11	OCT-2011
29,839	Other	REED UTILITIES CO				50.56	583001	11145	INV 11145 10/7/11 Yard Repair Walnut Grove 10/5/11	OCT-2011
29,840	Other	REED UTILITIES CO				505.00	583001	11150	INV 11150 10/7/11 1323 Buckhorn Dr yard repair 10/5-6/11	OCT-2011
29,841	Other	REED UTILITIES CO				181.24	583001	11150	INV 11150 10/7/11 1323 Buckhorn Dr yard repair 10/5-6/11	OCT-2011
29,842	Other	REED UTILITIES CO				309.75	583001	11151	INV 11151 10/7/11 65 Barbara Lynn Dr repair driveway 10/5-6/11	OCT-2011
29,843	Other	REED UTILITIES CO				283.34	583001	11151	INV 11151 10/7/11 65 Barbara Lynn Dr repair driveway 10/5-6/11	OCT-2011
29,844	Other	REED UTILITIES CO				2,028.00	595100	11159	INV 11159 10/21/11 OIL SPILL CLEAN-UP LEGION DR 10/11/11	NOV-2011
29,845	Other	REED UTILITIES CO				740.01	595100	11159	INV 11159 10/21/11 OIL SPILL CLEAN-UP LEGION DR 10/11/11	NOV-2011
29,846	Other	REED UTILITIES CO				826.00	595100	11160	INV 11160 10/28/11 Repair yard due to Oil Spill Legion Dr 10/24/11	NOV-2011
29,847	Other	REED UTILITIES CO				790.74	595100	11160	INV 11160 10/28/11 Repair yard due to Oil Spill Legion Dr 10/24/11	NOV-2011
29,848	Other	REED UTILITIES CO				413.00	595100	11166	INV 11166 11/4/11 180 Bristol Lane WR 2822118 10/31/11	NOV-2011
29,849	Other	REED UTILITIES CO				248.00	595100	11166	INV 11166 11/4/11 180 Bristol Lane WR 2822118 10/31/11	NOV-2011
29,850	Other	REED UTILITIES CO				413.00	595100	11167	INV 11167 11/4/11 115 Stone Creek Dr XFMR	NOV-2011
29,851	Other	REED UTILITIES CO				248.00	595100	11167	INV 11167 11/4/11 115 Stone Creek Dr XFMR	NOV-2011
29,852	Other	REED UTILITIES CO				487.50	593001	11181	INV 11181 12/9/11 REPAIR YARD ASSOC W/ WR 2686128 EDGELAWN DR 12/9/11	Dec-2011

KENTUCKY UTILITIES COMPANY
Case No. 2012- 00221
Analysis of Professional Services Expenses For the Test Year

(A)	(B)	(C)	(D)	(E)	(F)	(G)	(H)	(I)		
Line No.	Type	Vendor	Rate Case	Audit	Other	Total	Account	Invoice	Description	Period
29,853	Other	REED UTILITIES CO				173.76	593001	11181	INV 11181 12/9/11 REPAIR YARD ASSOC W/ WR 2686128 EDGELAWN DR	12/9/11 Dec-2011
29,854	Other	REED UTILITIES CO				207.13	594001	11183	INV 11183 12/16/11 Alliance Acres WR 2846416 12/12, 15/ 2011	Dec-2011
29,855	Other	REED UTILITIES CO				85.84	593002	11184	INV 11184 12/16/11 Repair Sidewalks in Cynthia Assoc w	Dec-2011
29,856	Other	REED UTILITIES CO				638.00	595100	11185	INV 11185 12/16/11 12/16/11	Dec-2011
29,857	Other	REED UTILITIES CO				360.00	595100	11185	INV 11185 12/16/11 12/16/11	Dec-2011
29,858	Other	REED UTILITIES CO				343.50	594001	11189	INV 11189 12/23/11 251 Shelton Way	Jan-2012
29,859	Other	REED UTILITIES CO				748.50	595100	12002	INV 12002 1/6/12 Harrods Creek Oil Spill 1/3/12	Feb-2012
29,860	Other	REED UTILITIES CO				717.30	595100	12006	INV 12006 1/13/12 Harrods Creek Oil Spill	Feb-2012
29,861	Other	REED UTILITIES CO				1,910.16	595100	12025	INV 12025 3/9/12 Oil Spill Clean-up Bath Cou	MAR-2012
29,862	Other	REED UTILITIES CO				870.77	595100	12025	INV 12025 3/9/12 Oil Spill Clean-up Bath Cou	MAR-2012
29,863	Other	REED UTILITIES CO				1,560.00	593002	12028	INV 12028 3/16/12 Repair Sidewalk.install bollards	MAR-2012
29,864	Other	REED UTILITIES CO				834.27	593002	12028	INV 12028 3/16/12 Repair Sidewalk.install bollards	MAR-2012
29,865	Other	Regulatory Actng & Reporting				(50,817.00)	553100	J086-0100-0312 Adjustment USD	Mtce-Gen/Elect Eq	MAR-2012
29,866	Other	Regulatory Actng & Reporting				36,691.27	553100	J086-0100-0611 Adjustment USD	Mtce-Gen/Elect Eq	Jun-2011
29,867	Other	Regulatory Actng & Reporting				(1,458.45)	553100	J086-0100-0911 Adjustment USD	Mtce-Gen/Elect Eq	SEP-2011
29,868	Other	Regulatory Actng & Reporting				(17,427.38)	553100	J086-0100-1211 Adjustment USD	Mtce-Gen/Elect Eq	Dec-2011
29,869	Other	REGULUS GROUP II LLC				22,445.79	903907	0020136	0020136	JUL-2011
29,870	Other	REGULUS GROUP II LLC				23,004.41	903907	0020482	Remittance Processing Service- Mike Cooper - 0020482	AUG-2011
29,871	Other	REGULUS GROUP II LLC				24,016.28	903907	0020704	Remittance Processing Service- Mike Cooper - Invoice 0020704	SEP-2011
29,872	Other	REGULUS GROUP II LLC				22,372.21	903907	0020979	Remittance Processing Service- Mike Cooper - Invoice 0020979	OCT-2011
29,873	Other	REGULUS GROUP II LLC				23,915.29	903907	0021210	Remittance Processing Service- Mike Cooper - Invoice 0021210	NOV-2011
29,874	Other	REGULUS GROUP II LLC				1,070.00	903907	21212	Remittance Processing Service- Mike Cooper - 0021212	Dec-2011
29,875	Other	REGULUS GROUP II LLC				11,065.61	903907	21666	Remittance Processing Service- Mike Cooper - Invoice 0021666	Dec-2011
29,876	Other	REGULUS GROUP II LLC				29,287.07	903907	21668	Remittance Processing Service- Mike Cooper - Invoice 0021668	Dec-2011
29,877	Other	REGULUS GROUP II LLC				22,603.44	903907	21915	Remittance Processing Service- Mike Cooper - Invoice 0021915	Jan-2012
29,878	Other	REGULUS GROUP II LLC				22,993.95	903907	22185	Remittance Processing Service- Mike Cooper - Invoice 0022185	Feb-2012
29,879	Other	REGULUS GROUP II LLC				22,455.14	903907	0022238	Remittance Processing Service- Mike Cooper - Invoice 0022238	MAR-2012
29,880	Other	REGULUS GROUP II LLC				(26,000.00)	903907	Reverses *J703-0020-0311 Adjustment USD	Regulus	APR-2011
29,881	Other	REGULUS GROUP LLC				23,604.71	903907	0019104	Invoice 0019104	APR-2011
29,882	Other	REGULUS GROUP LLC				22,932.53	903907	0019499	0019499	MAY-2011
29,883	Other	REGULUS GROUP LLC				24,755.65	903907	19759	19759	Jun-2011
29,884	Other	RELAY SECURITY GROUP LLC				16,650.00	510100	1115	RELAY SECURITY GROUP, LLC - WILSON - NERC CIP GENERATION ENGINEERING PROJECT, HOURS WORKED FOR JULY & AUGUST AT GHENT & HAEFLING - INVOICE #1115	SEP-2011
29,885	Other	RELAY SECURITY GROUP LLC				1,800.00	551100	1115	RELAY SECURITY GROUP, LLC - WILSON - NERC CIP GENERATION ENGINEERING PROJECT, HOURS WORKED FOR JULY & AUGUST AT GHENT & HAEFLING - INVOICE #1115	SEP-2011
29,886	Other	RELAY SECURITY GROUP LLC				30,241.34	921903	1132	2011 NERC CIP Cyber Vulnerability Assessment	Dec-2011
29,887	Other	RELAY SECURITY GROUP LLC				3,625.94	921903	1132	Travel Expenses	Dec-2011
29,888	Other	RELIABLE TURBINE SERVICES INC				257,600.00	513100	14531	FURNISH LABOR TO REPAIR TWO (2) GHENT 3 12 STAGE DIAPHRAGMS PER KENNY NOONANS DIRECTION	APR-2011
29,889	Other	REMEDY INTELLIGENT STAFFING				3,217.76	903930	2078969	Remedy Intelligent Staffing - to pay contract labor	Jun-2011
29,890	Other	REMEDY INTELLIGENT STAFFING				4,932.56	903930	02078971	This is a request to establish a PO number for Remedy Intelligent Staffing - amount on account would be \$850,000, linked with contract #46879	MAY-2011
29,891	Other	REMEDY INTELLIGENT STAFFING				4,647.57	903930	02086559	This is a request to establish a PO number for Remedy Intelligent Staffing - amount on account would be \$850,000, linked with contract #46879	APR-2011
29,892	Other	REMEDY INTELLIGENT STAFFING				6.13	903930	02088427	Remedy Intelligent Staffing - to pay contract labor	APR-2011
29,893	Other	REMEDY INTELLIGENT STAFFING				9.07	903930	02088428	Remedy Intelligent Staffing - to pay contract labor	APR-2011
29,894	Other	REMEDY INTELLIGENT STAFFING				8.47	903930	02088429	Remedy Intelligent Staffing - to pay contract labor	APR-2011
29,895	Other	REMEDY INTELLIGENT STAFFING				7.67	903930	02088430	Remedy Intelligent Staffing - to pay contract labor	APR-2011
29,896	Other	REMEDY INTELLIGENT STAFFING				8.67	903930	02088431	Remedy Intelligent Staffing - to pay contract labor	APR-2011
29,897	Other	REMEDY INTELLIGENT STAFFING				21.09	903930	02088432	Remedy Intelligent Staffing - to pay contract labor	APR-2011
29,898	Other	REMEDY INTELLIGENT STAFFING				20.61	903930	02088433	Remedy Intelligent Staffing - to pay contract labor	APR-2011
29,899	Other	REMEDY INTELLIGENT STAFFING				22.62	903930	02088434	Remedy Intelligent Staffing - to pay contract labor	APR-2011
29,900	Other	REMEDY INTELLIGENT STAFFING				3,685.23	903930	02088435	Remedy Intelligent Staffing - to pay contract labor	APR-2011
29,901	Other	REMEDY INTELLIGENT STAFFING				509.55	903930	02088436	Remedy Intelligent Staffing - to pay contract labor	APR-2011
29,902	Other	REMEDY INTELLIGENT STAFFING				4,447.24	903930	02088437	This is a request to establish a PO number for Remedy Intelligent Staffing - amount on account would be \$850,000, linked with contract #46879	APR-2011
29,903	Other	REMEDY INTELLIGENT STAFFING				3,103.01	903930	02090247	Remedy Intelligent Staffing - to pay contract labor	APR-2011

KENTUCKY UTILITIES COMPANY
Case No. 2012- 00221
Analysis of Professional Services Expenses For the Test Year

(A)	(B)	(C)	(D)	(E)	(F)	(G)	(H)	(I)		
Line No.	Type	Vendor	Rate Case	Audit	Other	Total	Account	Invoice	Description	Period
29,904	Other	REMEDY INTELLIGENT STAFFING				441.21	903930	02090248	Remedy Intelligent Staffing - to pay contract labor	APR-2011
29,905	Other	REMEDY INTELLIGENT STAFFING				4,022.49	903930	02090249	This is a request to establish a PO number for Remedy Intelligent Staffing - amount on account would be \$850,000, linked with contract #46879	APR-2011
29,906	Other	REMEDY INTELLIGENT STAFFING				3,552.36	903930	2092160	Remedy Intelligent Staffing - to pay contract labor	Jun-2011
29,907	Other	REMEDY INTELLIGENT STAFFING				441.21	903930	2092161	Remedy Intelligent Staffing - to pay contract labor	Jun-2011
29,908	Other	REMEDY INTELLIGENT STAFFING				3,973.07	903930	02092162	This is a request to establish a PO number for Remedy Intelligent Staffing - amount on account would be \$850,000, linked with contract #46879	APR-2011
29,909	Other	REMEDY INTELLIGENT STAFFING				3,247.00	903930	02093979	Remedy Intelligent Staffing - to pay contract labor	APR-2011
29,910	Other	REMEDY INTELLIGENT STAFFING				482.81	903930	02093980	Remedy Intelligent Staffing - to pay contract labor	APR-2011
29,911	Other	REMEDY INTELLIGENT STAFFING				3,662.26	903930	02093981	This is a request to establish a PO number for Remedy Intelligent Staffing - amount on account would be \$850,000, linked with contract #46879	APR-2011
29,912	Other	REMEDY INTELLIGENT STAFFING				2,915.83	903930	2095779	Remedy Intelligent Staffing - to pay contract labor	Jun-2011
29,913	Other	REMEDY INTELLIGENT STAFFING				310.07	903930	2095780	Remedy Intelligent Staffing - to pay contract labor	Jun-2011
29,914	Other	REMEDY INTELLIGENT STAFFING				2,846.44	903930	2095781	This is a request to establish a PO number for Remedy Intelligent Staffing - amount on account would be \$850,000, linked with contract #46879	Jun-2011
29,915	Other	REMEDY INTELLIGENT STAFFING				3,393.20	903930	2097622	Remedy Intelligent Staffing - to pay contract labor	Jun-2011
29,916	Other	REMEDY INTELLIGENT STAFFING				494.69	903930	2097623	Remedy Intelligent Staffing - to pay contract labor	Jun-2011
29,917	Other	REMEDY INTELLIGENT STAFFING				3,785.01	903930	02097624	This is a request to establish a PO number for Remedy Intelligent Staffing - amount on account would be \$850,000, linked with contract #46879	MAY-2011
29,918	Other	REMEDY INTELLIGENT STAFFING				2,909.23	903930	2099489	Remedy Intelligent Staffing - to pay contract labor	Jun-2011
29,919	Other	REMEDY INTELLIGENT STAFFING				494.69	903930	2099490	Remedy Intelligent Staffing - to pay contract labor	Jun-2011
29,920	Other	REMEDY INTELLIGENT STAFFING				687.30	903930	2099491	This is a request to establish a PO number for Remedy Intelligent Staffing - amount on account would be \$850,000, linked with contract #46879	Jun-2011
29,921	Other	REMEDY INTELLIGENT STAFFING				3,915.04	903930	2099492	This is a request to establish a PO number for Remedy Intelligent Staffing - amount on account would be \$850,000, linked with contract #46879	Jun-2011
29,922	Other	REMEDY INTELLIGENT STAFFING				2,858.99	903930	2101263	Remedy Intelligent Staffing - to pay contract labor	Jun-2011
29,923	Other	REMEDY INTELLIGENT STAFFING				506.58	903930	2101264	Remedy Intelligent Staffing - to pay contract labor	Jun-2011
29,924	Other	REMEDY INTELLIGENT STAFFING				3,817.88	903930	2101265	This is a request to establish a PO number for Remedy Intelligent Staffing - amount on account would be \$850,000, linked with contract #46879	Jun-2011
29,925	Other	REMEDY INTELLIGENT STAFFING				2,811.87	903930	2103142	Remedy Intelligent Staffing - to pay contract labor	Jun-2011
29,926	Other	REMEDY INTELLIGENT STAFFING				429.33	903930	2103143	Remedy Intelligent Staffing - to pay contract labor	Jun-2011
29,927	Other	REMEDY INTELLIGENT STAFFING				3,442.47	903930	2103144	This is a request to establish a PO number for Remedy Intelligent Staffing - amount on account would be \$850,000, linked with contract #46879	Jun-2011
29,928	Other	REMEDY INTELLIGENT STAFFING				2,248.64	903930	2105002	Remedy Intelligent Staffing - to pay contract labor	Jun-2011
29,929	Other	REMEDY INTELLIGENT STAFFING				338.26	903930	2105003	Remedy Intelligent Staffing - to pay contract labor	Jun-2011
29,930	Other	REMEDY INTELLIGENT STAFFING				3,245.94	903930	2105004	This is a request to establish a PO number for Remedy Intelligent Staffing - amount on account would be \$850,000, linked with contract #46879	Jun-2011
29,931	Other	REMEDY INTELLIGENT STAFFING				1,394.85	903930	2106848	Remedy Intelligent Staffing - to pay contract labor	Jun-2011
29,932	Other	REMEDY INTELLIGENT STAFFING				371.14	903930	2106849	Remedy Intelligent Staffing - to pay contract labor	Jun-2011
29,933	Other	REMEDY INTELLIGENT STAFFING				3,228.71	903930	2106850	This is a request to establish a PO number for Remedy Intelligent Staffing - amount on account would be \$850,000, linked with contract #46879	Jun-2011
29,934	Other	REMEDY INTELLIGENT STAFFING				1,334.92	903930	02108673	Remedy Intelligent Staffing - to pay contract labor	AUG-2011
29,935	Other	REMEDY INTELLIGENT STAFFING				459.04	903930	2108674	Remedy Intelligent Staffing - to pay contract labor	Jun-2011
29,936	Other	REMEDY INTELLIGENT STAFFING				3,499.17	903930	2108675	This is a request to establish a PO number for Remedy Intelligent Staffing - amount on account would be \$850,000, linked with contract #46879	Jun-2011
29,937	Other	REMEDY INTELLIGENT STAFFING				1,184.44	903930	02110556	Remedy Intelligent Staffing - to pay contract labor	AUG-2011
29,938	Other	REMEDY INTELLIGENT STAFFING				459.04	903930	2110557	Remedy Intelligent Staffing - to pay contract labor	Jun-2011
29,939	Other	REMEDY INTELLIGENT STAFFING				3,466.31	903930	2110558	This is a request to establish a PO number for Remedy Intelligent Staffing - amount on account would be \$850,000, linked with contract #46879	Jun-2011
29,940	Other	REMEDY INTELLIGENT STAFFING				4,002.80	903930	02112468	This is a request to establish a PO number for Remedy Intelligent Staffing - amount on account would be \$850,000, linked with contract #46879	JUL-2011
29,941	Other	REMEDY INTELLIGENT STAFFING				1,273.11	903930	02113728	Remedy Intelligent Staffing - to pay contract labor	JUL-2011
29,942	Other	REMEDY INTELLIGENT STAFFING				494.69	903930	02113729	Remedy Intelligent Staffing - to pay contract labor	JUL-2011
29,943	Other	REMEDY INTELLIGENT STAFFING				4,301.03	903930	02114324	This is a request to establish a PO number for Remedy Intelligent Staffing - amount on account would be \$850,000, linked with contract #46879	JUL-2011
29,944	Other	REMEDY INTELLIGENT STAFFING				1,456.67	903930	02115568	Remedy Intelligent Staffing - to pay contract labor	JUL-2011
29,945	Other	REMEDY INTELLIGENT STAFFING				89.26	903930	02115569	Remedy Intelligent Staffing - to pay contract labor	JUL-2011
29,946	Other	REMEDY INTELLIGENT STAFFING				2,333.90	903930	02116159	This is a request to establish a PO number for Remedy Intelligent Staffing - amount on account would be \$850,000, linked with contract #46879	JUL-2011
29,947	Other	REMEDY INTELLIGENT STAFFING				1,361.61	903930	02117369	Remedy Intelligent Staffing - to pay contract labor	JUL-2011

KENTUCKY UTILITIES COMPANY
Case No. 2012- 00221
Analysis of Professional Services Expenses For the Test Year

(A)	(B)	(C)	(D)	(E)	(F)	(G)	(H)	(I)		
Line No.	Type	Vendor	Rate Case	Audit	Other	Total	Account	Invoice	Description	Period
29,948	Other	REMEDY INTELLIGENT STAFFING				3,502.81	903930	02117928	This is a request to establish a PO number for Remedy Intelligent Staffing - amount on account would be \$850,000, linked with contract #46879	JUL-2011
29,949	Other	REMEDY INTELLIGENT STAFFING				1,581.47	903930	02119140	Remedy Intelligent Staffing - to pay contract labor	JUL-2011
29,950	Other	REMEDY INTELLIGENT STAFFING				3,338.60	903930	02119708	This is a request to establish a PO number for Remedy Intelligent Staffing - amount on account would be \$850,000, linked with contract #46879	AUG-2011
29,951	Other	REMEDY INTELLIGENT STAFFING				1,212.55	903930	02121003	Remedy Intelligent Staffing - to pay contract labor	AUG-2011
29,952	Other	REMEDY INTELLIGENT STAFFING				3,815.49	903930	02121570	This is a request to establish a PO number for Remedy Intelligent Staffing - amount on account would be \$850,000, linked with contract #46879	AUG-2011
29,953	Other	REMEDY INTELLIGENT STAFFING				1,689.31	903930	02122779	Remedy Intelligent Staffing - to pay contract labor	AUG-2011
29,954	Other	REMEDY INTELLIGENT STAFFING				190.00	903930	02123356	This is a request to establish a PO number for Remedy Intelligent Staffing - amount on account would be \$850,000, linked with contract #46879	AUG-2011
29,955	Other	REMEDY INTELLIGENT STAFFING				4,932.08	903930	02123357	This is a request to establish a PO number for Remedy Intelligent Staffing - amount on account would be \$850,000, linked with contract #46879	AUG-2011
29,956	Other	REMEDY INTELLIGENT STAFFING				1,343.18	903930	02124638	Remedy Intelligent Staffing - to pay contract labor	AUG-2011
29,957	Other	REMEDY INTELLIGENT STAFFING				6,082.67	903930	02125210	This is a request to establish a PO number for Remedy Intelligent Staffing - amount on account would be \$850,000, linked with contract #46879	SEP-2011
29,958	Other	REMEDY INTELLIGENT STAFFING				1,212.49	903930	02126487	Remedy Intelligent Staffing - to pay contract labor	AUG-2011
29,959	Other	REMEDY INTELLIGENT STAFFING				5,915.57	903930	02127311	This is a request to establish a PO number for Remedy Intelligent Staffing - amount on account would be \$850,000, linked with contract #46879	SEP-2011
29,960	Other	REMEDY INTELLIGENT STAFFING				951.03	903930	02128598	Remedy Intelligent Staffing - to pay contract labor	SEP-2011
29,961	Other	REMEDY INTELLIGENT STAFFING				5,610.03	903930	02129246	This is a request to establish a PO number for Remedy Intelligent Staffing - amount on account would be \$850,000, linked with contract #46879	SEP-2011
29,962	Other	REMEDY INTELLIGENT STAFFING				840.82	903930	02130495	Remedy Intelligent Staffing - to pay contract labor	SEP-2011
29,963	Other	REMEDY INTELLIGENT STAFFING				5,673.52	903930	02131123	This is a request to establish a PO number for Remedy Intelligent Staffing - amount on account would be \$850,000, linked with contract #46879	SEP-2011
29,964	Other	REMEDY INTELLIGENT STAFFING				882.42	903930	02132395	Remedy Intelligent Staffing - to pay contract labor	SEP-2011
29,965	Other	REMEDY INTELLIGENT STAFFING				4,001.01	903930	02133079	This is a request to establish a PO number for Remedy Intelligent Staffing - amount on account would be \$850,000, linked with contract #46879	SEP-2011
29,966	Other	REMEDY INTELLIGENT STAFFING				685.91	903930	02134335	Remedy Intelligent Staffing - to pay contract labor	SEP-2011
29,967	Other	REMEDY INTELLIGENT STAFFING				5,116.81	903930	02135030	This is a request to establish a PO number for Remedy Intelligent Staffing - amount on account would be \$850,000, linked with contract #46879	OCT-2011
29,968	Other	REMEDY INTELLIGENT STAFFING				900.25	903930	02136380	Remedy Intelligent Staffing - to pay contract labor	OCT-2011
29,969	Other	REMEDY INTELLIGENT STAFFING				5,692.01	903930	02137160	This is a request to establish a PO number for Remedy Intelligent Staffing - amount on account would be \$850,000, linked with contract #46879	OCT-2011
29,970	Other	REMEDY INTELLIGENT STAFFING				805.22	903930	02138514	Remedy Intelligent Staffing - to pay contract labor	OCT-2011
29,971	Other	REMEDY INTELLIGENT STAFFING				4,451.27	903930	02139269	This is a request to establish a PO number for Remedy Intelligent Staffing - amount on account would be \$850,000, linked with contract #46879	OCT-2011
29,972	Other	REMEDY INTELLIGENT STAFFING				393.67	903930	02140605	Remedy Intelligent Staffing - to pay contract labor	OCT-2011
29,973	Other	REMEDY INTELLIGENT STAFFING				4,912.37	903930	02141268	This is a request to establish a PO number for Remedy Intelligent Staffing - amount on account would be \$850,000, linked with contract #46879	OCT-2011
29,974	Other	REMEDY INTELLIGENT STAFFING				435.27	903930	02142567	Remedy Intelligent Staffing - to pay contract labor	OCT-2011
29,975	Other	REMEDY INTELLIGENT STAFFING				5,113.04	903930	02143272	This is a request to establish a PO number for Remedy Intelligent Staffing - amount on account would be \$850,000, linked with contract #46879	OCT-2011
29,976	Other	REMEDY INTELLIGENT STAFFING				429.33	903930	02144632	Remedy Intelligent Staffing - to pay contract labor	NOV-2011
29,977	Other	REMEDY INTELLIGENT STAFFING				5,411.38	903930	02145334	This is a request to establish a PO number for Remedy Intelligent Staffing - amount on account would be \$850,000, linked with contract #46879	NOV-2011
29,978	Other	REMEDY INTELLIGENT STAFFING				438.24	903930	02146623	Remedy Intelligent Staffing - to pay contract labor	NOV-2011
29,979	Other	REMEDY INTELLIGENT STAFFING				5,117.91	903930	02147326	This is a request to establish a PO number for Remedy Intelligent Staffing - amount on account would be \$850,000, linked with contract #46879	NOV-2011
29,980	Other	REMEDY INTELLIGENT STAFFING				447.15	903930	02148680	Remedy Intelligent Staffing - to pay contract labor	NOV-2011
29,981	Other	REMEDY INTELLIGENT STAFFING				6,248.83	903930	02149340	This is a request to establish a PO number for Remedy Intelligent Staffing - amount on account would be \$850,000, linked with contract #46879	NOV-2011
29,982	Other	REMEDY INTELLIGENT STAFFING				411.50	903930	02150641	Remedy Intelligent Staffing - to pay contract labor	NOV-2011
29,983	Other	REMEDY INTELLIGENT STAFFING				5,923.06	903930	02151310	This is a request to establish a PO number for Remedy Intelligent Staffing - amount on account would be \$850,000, linked with contract #46879	NOV-2011
29,984	Other	REMEDY INTELLIGENT STAFFING				411.50	903930	2152699	Remedy Intelligent Staffing - to pay contract labor	Dec-2011
29,985	Other	REMEDY INTELLIGENT STAFFING				5,315.66	903930	2153358	This is a request to establish a PO number for Remedy Intelligent Staffing - amount on account would be \$850,000, linked with contract #46879	Dec-2011
29,986	Other	REMEDY INTELLIGENT STAFFING				402.58	903930	2154711	Remedy Intelligent Staffing - to pay contract labor	Dec-2011

KENTUCKY UTILITIES COMPANY
Case No. 2012- 00221
Analysis of Professional Services Expenses For the Test Year

(A)	(B)	(C)	(D)	(E)	(F)	(G)	(H)	(I)		
Line No.	Type	Vendor	Rate Case	Audit	Other	Total	Account	Invoice	Description	Period
29,987	Other	REMEDY INTELLIGENT STAFFING				3,656.30	903930	2155391	This is a request to establish a PO number for Remedy Intelligent Staffing - amount on account would be \$850,000, linked with contract #46879	Dec-2011
29,988	Other	REMEDY INTELLIGENT STAFFING				291.28	903930	2156666	Remedy Intelligent Staffing - to pay contract labor	Dec-2011
29,989	Other	REMEDY INTELLIGENT STAFFING				6,372.88	903930	2157365	This is a request to establish a PO number for Remedy Intelligent Staffing - amount on account would be \$850,000, linked with contract #46879	Dec-2011
29,990	Other	REMEDY INTELLIGENT STAFFING				417.44	903930	2158659	Remedy Intelligent Staffing - to pay contract labor	Dec-2011
29,991	Other	REMEDY INTELLIGENT STAFFING				6,173.07	903930	2159343	This is a request to establish a PO number for Remedy Intelligent Staffing - amount on account would be \$850,000, linked with contract #46879	Dec-2011
29,992	Other	REMEDY INTELLIGENT STAFFING				470.92	903930	2160727	Remedy Intelligent Staffing - to pay contract labor	Dec-2011
29,993	Other	REMEDY INTELLIGENT STAFFING				5,546.25	903930	2161447	This is a request to establish a PO number for Remedy Intelligent Staffing - amount on account would be \$850,000, linked with contract #46879	Jan-2012
29,994	Other	REMEDY INTELLIGENT STAFFING				399.61	903930	2162852	Remedy Intelligent Staffing - to pay contract labor	Jan-2012
29,995	Other	REMEDY INTELLIGENT STAFFING				4,602.30	903930	2163487	This is a request to establish a PO number for Remedy Intelligent Staffing - amount on account would be \$850,000, linked with contract #46879	Jan-2012
29,996	Other	REMEDY INTELLIGENT STAFFING				300.67	903930	2164797	Remedy Intelligent Staffing - to pay contract labor	Jan-2012
29,997	Other	REMEDY INTELLIGENT STAFFING				4,528.35	903930	2165416	This is a request to establish a PO number for Remedy Intelligent Staffing - amount on account would be \$850,000, linked with contract #46879	Jan-2012
29,998	Other	REMEDY INTELLIGENT STAFFING				347.65	903930	2166610	Remedy Intelligent Staffing - to pay contract labor	Jan-2012
29,999	Other	REMEDY INTELLIGENT STAFFING				4,751.29	903930	2167210	This is a request to establish a PO number for Remedy Intelligent Staffing - amount on account would be \$850,000, linked with contract #46879	Jan-2012
30,000	Other	REMEDY INTELLIGENT STAFFING				352.35	903930	2168603	Remedy Intelligent Staffing - to pay contract labor	Jan-2012
30,001	Other	REMEDY INTELLIGENT STAFFING				5,313.91	903930	2169250	This is a request to establish a PO number for Remedy Intelligent Staffing - amount on account would be \$850,000, linked with contract #46879	Jan-2012
30,002	Other	REMEDY INTELLIGENT STAFFING				375.84	903930	2170606	Remedy Intelligent Staffing - to pay contract labor	Jan-2012
30,003	Other	REMEDY INTELLIGENT STAFFING				5,238.87	903930	02171239	This is a request to establish a PO number for Remedy Intelligent Staffing - amount on account would be \$850,000, linked with contract #46879	MAR-2012
30,004	Other	REMEDY INTELLIGENT STAFFING				417.44	903930	2172641	Remedy Intelligent Staffing - to pay contract labor	Feb-2012
30,005	Other	REMEDY INTELLIGENT STAFFING				5,608.63	903930	02173279	This is a request to establish a PO number for Remedy Intelligent Staffing - amount on account would be \$850,000, linked with contract #46879	MAR-2012
30,006	Other	REMEDY INTELLIGENT STAFFING				414.47	903930	2174633	Remedy Intelligent Staffing - to pay contract labor	Feb-2012
30,007	Other	REMEDY INTELLIGENT STAFFING				5,186.68	903930	02175221	This is a request to establish a PO number for Remedy Intelligent Staffing - amount on account would be \$850,000, linked with contract #46879	MAR-2012
30,008	Other	REMEDY INTELLIGENT STAFFING				417.44	903930	2176601	Remedy Intelligent Staffing - to pay contract labor	Feb-2012
30,009	Other	REMEDY INTELLIGENT STAFFING				5,303.04	903930	02177170	This is a request to establish a PO number for Remedy Intelligent Staffing - amount on account would be \$850,000, linked with contract #46879	MAR-2012
30,010	Other	REMEDY INTELLIGENT STAFFING				399.61	903930	2178554	Remedy Intelligent Staffing - to pay contract labor	Feb-2012
30,011	Other	REMEDY INTELLIGENT STAFFING				5,295.53	903930	02179182	This is a request to establish a PO number for Remedy Intelligent Staffing - amount on account would be \$850,000, linked with contract #46879	MAR-2012
30,012	Other	REMEDY INTELLIGENT STAFFING				326.51	903930	02180553	Remedy Intelligent Staffing - to pay contract labor	MAR-2012
30,013	Other	REMEDY INTELLIGENT STAFFING				1,476.12	903930	02181163	This is a request to establish a PO number for Remedy Intelligent Staffing - amount on account would be \$850,000, linked with contract #46879	MAR-2012
30,014	Other	REMEDY INTELLIGENT STAFFING				420.41	903930	02182484	Remedy Intelligent Staffing - to pay contract labor	MAR-2012
30,015	Other	REMEDY INTELLIGENT STAFFING				1,479.39	903930	02183094	This is a request to establish a PO number for Remedy Intelligent Staffing - amount on account would be \$850,000, linked with contract #46879	MAR-2012
30,016	Other	REMEDY INTELLIGENT STAFFING				525.48	903930	02184421	Remedy Intelligent Staffing - to pay contract labor	MAR-2012
30,017	Other	REMEDY INTELLIGENT STAFFING				1,602.28	903930	02185133	This is a request to establish a PO number for Remedy Intelligent Staffing - amount on account would be \$850,000, linked with contract #46879	MAR-2012
30,018	Other	REMEDY INTELLIGENT STAFFING				494.69	903930	021137929	Remedy Intelligent Staffing - to pay contract labor	JUL-2011
30,019	Other	REMEDY INTELLIGENT STAFFING				(494.70)	903930	J017-0020-0312 Adjustment USD	Select Staffing (Remedy)	MAR-2012
30,020	Other	REMEDY INTELLIGENT STAFFING				585.00	903030	J703-0020-0312 Adjustment USD	Remedy	MAR-2012
30,021	Other	REMEDY INTELLIGENT STAFFING				(5,241.00)	903030	Reverses *J703-0020-0311 Adjustment USD	Remedy Staffing - Lexington	APR-2011
30,022	Other	RENEWAL PARTS MAINTENANCE INC				11,140.60	513100	705417	BR1 CONTROL ROTOR REPAIRS	APR-2011
30,023	Other	RENEWAL PARTS MAINTENANCE INC				6,800.00	513100	705962	REBUILDING, SETTING AND TESTING THE MECHANICAL OVERSPEED TRIP MECHANISM	Jun-2011
30,024	Other	RENEWAL PARTS MAINTENANCE INC				6,555.00	513100	707903	REPOUR T9 TILTPAD BEARING 9" EMERGENCY REPAIR	MAR-2012
30,025	Other	REXEL SOUTHLAND				1,268.00	512005	56718723	LABOR TO REPAIR 2) NELSON HEAT TRACE CONTROL UNITS	Dec-2011
30,026	Other	REXEL SOUTHLAND				1,268.00	512005	56718724	LABOR TO REPAIR 2) NELSON HEAT TRACE CONTROL UNITS	Dec-2011
30,027	Other	REXEL SOUTHLAND				1,404.00	512100	56721505	LABOR TO REPAIR NELSON CM2 HEAT TRACE PANEL	Jan-2012
30,028	Other	REXEL SOUTHLAND				1,426.50	512101	56722626	LABOR TO REPAIR NELSON CM2001-N4X-S1 CONTROLLER	Jan-2012
30,029	Other	REXEL SOUTHLAND				1,404.00	512055	56726057	LABOR TO REPAIR NELSON HEAT TRACE CONTROLLER	MAR-2012

KENTUCKY UTILITIES COMPANY
Case No. 2012- 00221
Analysis of Professional Services Expenses For the Test Year

(A)	(B)	(C)	(D)	(E)	(F)	(G)	(H)	(I)		
Line No.	Type	Vendor	Rate Case	Audit	Other	Total	Account	Invoice	Description	Period
30,030	Other	REXEL SOUTHLAND				1,548.00	512055	56728119	LABOR TO REPAIR NELSON CM-2 HEAT TRACE CONTROLLER	MAR-2012
30,031	Other	REYNOLDS INC				101,810.45	513100	89016521	SUPPLY LABOR & MATERIAL TO REMOVE, INSPECT AND INSTALL 3-2 SERVICE WATER PUMP	Jun-2011
30,032	Other	REYNOLDS INC				67,645.20	512100	89016521	Out of Scope Work Six New Pump Shafts With an Additional Crane Mob / Demob	Jun-2011
30,033	Other	REYNOLDS INC				17,971.00	513100	89025221	REV 1 : BR3-2 SERVICE WATER PUMP INSTALLATION AND CRANE RENTAL	Dec-2011
30,034	Other	REYNOLDS INC				11,885.00	513100	89025221	REMOVE BR3-2 SERVICE WATER PUMP	Dec-2011
30,035	Other	RICHMOND ENGINEERING WORKS LLC				8,995.00	512100	S02194V1	MECHANICAL & STRUCTURAL INSPECTION OF A CONTINUOUS BARGE UNLOADER & STACKER/RECLAIMER PER QUOTATION #11014.	AUG-2011
30,036	Other	ROAD BUILDERS AND PARKWAY CONSTRUCTION LLC				234.25	512017	33625	Hauling fee	APR-2011
30,037	Other	ROAD BUILDERS AND PARKWAY CONSTRUCTION LLC				485.98	506100	33712	Dense grade rock for various jobs on plant grounds	MAY-2011
30,038	Other	ROAD BUILDERS AND PARKWAY CONSTRUCTION LLC				422.05	506100	33712	Sand for sandbags	MAY-2011
30,039	Other	ROAD BUILDERS AND PARKWAY CONSTRUCTION LLC				241.73	506100	33712	Labor to haul 54.30 ton of dense grade rock for various jobs	MAY-2011
30,040	Other	ROAD BUILDERS AND PARKWAY CONSTRUCTION LLC				110.85	506100	33712	Labor to haul 24.9 ton of sand for sandbags	MAY-2011
30,041	Other	ROAD BUILDERS AND PARKWAY CONSTRUCTION LLC				7,734.50	512017	33931	Dense aggregate gravel	JUL-2011
30,042	Other	ROAD BUILDERS AND PARKWAY CONSTRUCTION LLC				3,067.88	512017	33931	Hauling fee on gravel	JUL-2011
30,043	Other	ROAD BUILDERS AND PARKWAY CONSTRUCTION LLC				644.93	512017	34795	Dense grade gravel for scrubber pond dam project	MAR-2012
30,044	Other	ROAD BUILDERS AND PARKWAY CONSTRUCTION LLC				596.33	512017	34795	#23 rock for scrubber pond dam project	MAR-2012
30,045	Other	ROAD BUILDERS AND PARKWAY CONSTRUCTION LLC				323.49	512017	34795	Labor to haul 85.99 tons of dense grade gravel for scrubber pond project	MAR-2012
30,046	Other	ROAD BUILDERS AND PARKWAY CONSTRUCTION LLC				299.11	512017	34795	Labor to haul 79.51 tons of #23 rock	MAR-2012
30,047	Other	ROBERT HALF MANAGEMENT RESOURCES				4,976.27	923900	32794325	Invoice #32794325	APR-2011
30,048	Other	ROBERT HALF MANAGEMENT RESOURCES				1,455.30	903001	32803820	Robert Half Invoices - for Tax Validation project for 2011 for John Bunton, Robert Longshore, Holly Coover (last date 3/11/2011), Ariel Besaw, and Jason Acree (who started on 3/24/2011).	APR-2011
30,049	Other	ROBERT HALF MANAGEMENT RESOURCES				792.00	903001	32803821	Robert Half Invoices - for Tax Validation project for 2011 for John Bunton, Robert Longshore, Holly Coover (last date 3/11/2011), Ariel Besaw, and Jason Acree (who started on 3/24/2011).	APR-2011
30,050	Other	ROBERT HALF MANAGEMENT RESOURCES				1,455.30	903001	32803822	Robert Half Invoices - for Tax Validation project for 2011 for John Bunton, Robert Longshore, Holly Coover (last date 3/11/2011), Ariel Besaw, and Jason Acree (who started on 3/24/2011).	APR-2011
30,051	Other	ROBERT HALF MANAGEMENT RESOURCES				1,584.00	903001	32803823	Robert Half Invoices - for Tax Validation project for 2011 for John Bunton, Robert Longshore, Holly Coover (last date 3/11/2011), Ariel Besaw, and Jason Acree (who started on 3/24/2011).	APR-2011
30,052	Other	ROBERT HALF MANAGEMENT RESOURCES				5,229.75	923900	32810222	Invoice #32810222	APR-2011
30,053	Other	ROBERT HALF MANAGEMENT RESOURCES				6,305.78	923900	32810224	Invoice #32810224	APR-2011
30,054	Other	ROBERT HALF MANAGEMENT RESOURCES				1,435.95	923900	32893962	Invoice #32893962	APR-2011
30,055	Other	ROBERT HALF MANAGEMENT RESOURCES				5,265.00	923900	32911150	Invoice #32911150	MAY-2011
30,056	Other	ROBERT HALF MANAGEMENT RESOURCES				18.00	923900	32918473	Invoice #32918473	APR-2011
30,057	Other	ROBERT HALF MANAGEMENT RESOURCES				158.40	903001	32920303	Robert Half Invoices - for Tax Validation project for 2011 for John Bunton, Robert Longshore, Holly Coover (last date 3/11/2011), Ariel Besaw, and Jason Acree (who started on 3/24/2011).	APR-2011
30,058	Other	ROBERT HALF MANAGEMENT RESOURCES				7,020.00	923900	32949623	Invoice #32949623	APR-2011
30,059	Other	ROBERT HALF MANAGEMENT RESOURCES				2,693.25	923900	32949884	Invoice #32949884	APR-2011
30,060	Other	ROBERT HALF MANAGEMENT RESOURCES				7,459.70	923900	32960512	Inv #32960512	MAY-2011
30,061	Other	ROBERT HALF MANAGEMENT RESOURCES				1,881.00	903001	32970526	April 2011 Invoices for RHI contractors for Tax Validation Project -	MAY-2011
30,062	Other	ROBERT HALF MANAGEMENT RESOURCES				1,064.25	903001	32970527	April 2011 Invoices for RHI contractors for Tax Validation Project -	MAY-2011
30,063	Other	ROBERT HALF MANAGEMENT RESOURCES				1,881.00	903001	32970542	April 2011 Invoices for RHI contractors for Tax Validation Project -	MAY-2011
30,064	Other	ROBERT HALF MANAGEMENT RESOURCES				1,900.80	903001	32970543	April 2011 Invoices for RHI contractors for Tax Validation Project	MAY-2011
30,065	Other	ROBERT HALF MANAGEMENT RESOURCES				4,709.38	923900	32976536	Invoice #32976536	MAY-2011
30,066	Other	ROBERT HALF MANAGEMENT RESOURCES				7,730.24	923900	32992202	Invoice 32992202	MAY-2011
30,067	Other	ROBERT HALF MANAGEMENT RESOURCES				7,725.56	923900	32992206	Inv #32992206	MAY-2011
30,068	Other	ROBERT HALF MANAGEMENT RESOURCES				30.24	923900	33040089	Invoice #33040089 C	MAY-2011
30,069	Other	ROBERT HALF MANAGEMENT RESOURCES				1,504.80	903001	33169436	Paying May 2011 Robert Half International (Accoutemps) invoices for John Bunton, Ariel Besaw, Jason Acree and Micah Tyler (who started on May 23, 2011) - Related to the tax validation project.	Jun-2011
30,070	Other	ROBERT HALF MANAGEMENT RESOURCES				1,237.50	903001	33177361	Paying May 2011 Robert Half International (Accoutemps) invoices for John Bunton, Ariel Besaw, Jason Acree and Micah Tyler (who started on May 23, 2011) - Related to the tax validation project.	Jun-2011
30,071	Other	ROBERT HALF MANAGEMENT RESOURCES				1,579.05	903001	33177369	Paying May 2011 Robert Half International (Accoutemps) invoices for John Bunton, Ariel Besaw, Jason Acree and Micah Tyler (who started on May 23, 2011) - Related to the tax validation project.	Jun-2011

KENTUCKY UTILITIES COMPANY
Case No. 2012- 00221
Analysis of Professional Services Expenses For the Test Year

(A)	(B)	(C)	(D)	(E)	(F)	(G)	(H)	(I)		
Line No.	Type	Vendor	Rate Case	Audit	Other	Total	Account	Invoice	Description	Period
30,072	Other	ROBERT HALF MANAGEMENT RESOURCES				1,085.18	923900	33183076	Invoice #33183076 week ending 5/6/11 Cynthia Johnson	Jun-2011
30,073	Other	ROBERT HALF MANAGEMENT RESOURCES				1,252.80	923900	33198913	Invoice #33198913	MAY-2011
30,074	Other	ROBERT HALF MANAGEMENT RESOURCES				419.86	923900	33199275	FINANCIAL REPORTING - INVOICE 33199275	Jun-2011
30,075	Other	ROBERT HALF MANAGEMENT RESOURCES				1,057.35	923900	33223912	Invoice #33223912 week ending 5/13/11 Cynthia Johnson	Jun-2011
30,076	Other	ROBERT HALF MANAGEMENT RESOURCES				1,190.16	923900	33239996	Invoice #33239996 Marcus Blakey week ending 5/13/11	Jun-2011
30,077	Other	ROBERT HALF MANAGEMENT RESOURCES				19.98	923900	33250666	4 invoices for parking - Marcus Blakey	Jun-2011
30,078	Other	ROBERT HALF MANAGEMENT RESOURCES				11.88	923900	33250667	4 invoices for parking - Marcus Blakey	Jun-2011
30,079	Other	ROBERT HALF MANAGEMENT RESOURCES				21.60	923900	33250668	4 invoices for parking - Marcus Blakey	Jun-2011
30,080	Other	ROBERT HALF MANAGEMENT RESOURCES				12.96	923900	33250669	4 invoices for parking - Marcus Blakey	Jun-2011
30,081	Other	ROBERT HALF MANAGEMENT RESOURCES				1,209.60	923900	33281106	FINANCIAL REPORTING STAFF - LINK TO 28697	Jun-2011
30,082	Other	ROBERT HALF MANAGEMENT RESOURCES				151.01	923900	33287637	Finance Reporting Staff - Link to 28697	Jun-2011
30,083	Other	ROBERT HALF MANAGEMENT RESOURCES				396.00	903001	33302523	Paying May 2011 Robert Half International (Accountemps) invoices for John Bunton, Ariel Besaw, Jason Acree and Micah Tyler (who started on May 23, 2011) - Related to the tax validation project.	Jun-2011
30,084	Other	ROBERT HALF MANAGEMENT RESOURCES				1,209.60	923900	33324193	Financial Reporting Staff - Link to 28697	Jun-2011
30,085	Other	ROBERT HALF MANAGEMENT RESOURCES				72.26	923900	33322283	Financial Reporting Staff - Link to 28697	Jun-2011
30,086	Other	ROBERT HALF MANAGEMENT RESOURCES				1,425.60	903001	33335016	June 2011 Accountemps Invoices for Ariel Besaw, Micah Tyler, John Bunton and Jason Acree's, whose last day was on 6/20/2011. It relates to the Tax Validation Project for Butch Cockerill.	JUL-2011
30,087	Other	ROBERT HALF MANAGEMENT RESOURCES				1,158.30	903001	33335029	June 2011 Accountemps Invoices for Ariel Besaw, Micah Tyler, John Bunton and Jason Acree's, whose last day was on 6/20/2011. It relates to the Tax Validation Project for Butch Cockerill.	JUL-2011
30,088	Other	ROBERT HALF MANAGEMENT RESOURCES				1,386.00	903001	33335030	June 2011 Accountemps Invoices for Ariel Besaw, Micah Tyler, John Bunton and Jason Acree's, whose last day was on 6/20/2011. It relates to the Tax Validation Project for Butch Cockerill.	JUL-2011
30,089	Other	ROBERT HALF MANAGEMENT RESOURCES				1,435.50	903001	33335031	June 2011 Accountemps Invoices for Ariel Besaw, Micah Tyler, John Bunton and Jason Acree's, whose last day was on 6/20/2011. It relates to the Tax Validation Project for Butch Cockerill.	JUL-2011
30,090	Other	ROBERT HALF MANAGEMENT RESOURCES				1,606.50	923900	33348817	CORPORATE ACCOUNTING TEMPORARY STAFF - LIN TO 28697	Jun-2011
30,091	Other	ROBERT HALF MANAGEMENT RESOURCES				967.68	923900	33363224	Financial Reporting Staff - Link to 28697	Jun-2011
30,092	Other	ROBERT HALF MANAGEMENT RESOURCES				205.69	923900	33372605	Financial Reporting Link to 2869	Jun-2011
30,093	Other	ROBERT HALF MANAGEMENT RESOURCES				1,041.60	923900	33404895	Financial Reporting Temp Staff Link to 28697	Jun-2011
30,094	Other	ROBERT HALF MANAGEMENT RESOURCES				1,866.38	923900	33404896	CORPORATE ACCOUNTING TEMPORARY STAFF - LINK TO 28697	Jun-2011
30,095	Other	ROBERT HALF MANAGEMENT RESOURCES				174.64	923900	33414161	Financial Reporting Temp Staff Link to 28697	Jun-2011
30,096	Other	ROBERT HALF MANAGEMENT RESOURCES				980.44	923900	33425759	TEMPORARY STAFF FOR CORPORATE ACCOUNTING - ROBT HALF INVOICES 33487763, 33487414, 33485759	JUL-2011
30,097	Other	ROBERT HALF MANAGEMENT RESOURCES				1,106.70	923900	33446124	Temporary Staff for Financial Reporting - Invoices 33446124, 33487413, 33456433, 33456434 - Link to 28697	JUL-2011
30,098	Other	ROBERT HALF MANAGEMENT RESOURCES				177.12	923900	33456433	Temporary Staff for Financial Reporting - Invoices 33446124, 33487413, 33456433, 33456434 - Link to 28697	JUL-2011
30,099	Other	ROBERT HALF MANAGEMENT RESOURCES				82.50	923900	33456434	Temporary Staff for Financial Reporting - Invoices 33446124, 33487413, 33456433, 33456434 - Link to 28697	JUL-2011
30,100	Other	ROBERT HALF MANAGEMENT RESOURCES				1,054.62	923900	33487413	Temporary Staff for Financial Reporting - Invoices 33446124, 33487413, 33456433, 33456434 - Link to 28697	JUL-2011
30,101	Other	ROBERT HALF MANAGEMENT RESOURCES				756.00	923900	33487414	TEMPORARY STAFF FOR CORPORATE ACCOUNTING - ROBT HALF INVOICES 33487763, 33487414, 33485759	JUL-2011
30,102	Other	ROBERT HALF MANAGEMENT RESOURCES				32.00	923900	33487763	TEMPORARY STAFF FOR CORPORATE ACCOUNTING - ROBT HALF INVOICES 33487763, 33487414, 33485759	JUL-2011
30,103	Other	ROBERT HALF MANAGEMENT RESOURCES				1,514.70	903001	33508580	Invoices for 4 contractors on Tax Validation Project for July 2011 for Butch Cockerill - includes Ariel Besaw, Anthony DiCarlo, Micah Tyler and John Bunton. Ariel's last day was July 27, 2011, so this is her last invoice.	AUG-2011
30,104	Other	ROBERT HALF MANAGEMENT RESOURCES				1,811.70	903001	33508581	Invoices for 4 contractors on Tax Validation Project for July 2011 for Butch Cockerill - includes Ariel Besaw, Anthony DiCarlo, Micah Tyler and John Bunton. Ariel's last day was July 27, 2011, so this is her last invoice.	AUG-2011
30,105	Other	ROBERT HALF MANAGEMENT RESOURCES				1,821.60	903001	33508582	Invoices for 4 contractors on Tax Validation Project for July 2011 for Butch Cockerill - includes Ariel Besaw, Anthony DiCarlo, Micah Tyler and John Bunton. Ariel's last day was July 27, 2011, so this is her last invoice.	AUG-2011
30,106	Other	ROBERT HALF MANAGEMENT RESOURCES				1,900.80	903001	33508583	Invoices for 4 contractors on Tax Validation Project for July 2011 for Butch Cockerill - includes Ariel Besaw, Anthony DiCarlo, Micah Tyler and John Bunton. Ariel's last day was July 27, 2011, so this is her last invoice.	AUG-2011

KENTUCKY UTILITIES COMPANY
Case No. 2012- 00221
Analysis of Professional Services Expenses For the Test Year

(A)	(B)	(C)	(D)	(E)	(F)	(G)	(H)	(I)		
Line No.	Type	Vendor	Rate Case	Audit	Other	Total	Account	Invoice	Description	Period
30,107	Other	ROBERT HALF MANAGEMENT RESOURCES				852.81	923900	33531233	ROBERT HALF INVOICE 33531233 FOR FINANCIAL REPORTING	JUL-2011
30,108	Other	ROBERT HALF MANAGEMENT RESOURCES				1,842.75	923900	33531234	Robert Half Invoice 33531234	JUL-2011
30,109	Other	ROBERT HALF MANAGEMENT RESOURCES				1,441.13	923900	33554576	Corporate Accounting Invoices 33596755, 33580528, 33554576 - Temporary Staff	AUG-2011
30,110	Other	ROBERT HALF MANAGEMENT RESOURCES				833.28	923900	33570389	Financial Reporting Temporary Staff Invoices 33612098, 33576536, 33570389	AUG-2011
30,111	Other	ROBERT HALF MANAGEMENT RESOURCES				157.05	923900	33576536	Financial Reporting Temporary Staff Invoices 33612098, 33576536, 33570389	AUG-2011
30,112	Other	ROBERT HALF MANAGEMENT RESOURCES				32.00	923900	33580528	Corporate Accounting Invoices 33596755, 33580528, 33554576 - Temporary Staff	AUG-2011
30,113	Other	ROBERT HALF MANAGEMENT RESOURCES				1,771.88	923900	33596755	Corporate Accounting Invoices 33596755, 33580528, 33554576 - Temporary Staff	AUG-2011
30,114	Other	ROBERT HALF MANAGEMENT RESOURCES				1,575.42	923900	33612098	Financial Reporting Temporary Staff Invoices 33612098, 33576536, 33570389	AUG-2011
30,115	Other	ROBERT HALF MANAGEMENT RESOURCES				1,835.82	923900	33653503	Financial Reporting Robert Half Invoices: 33829936, 33663316, 33696324, 33705482, 33653503, 33663314, 33663315, 33738350, 33747854, 33786670, 33747855	SEP-2011
30,116	Other	ROBERT HALF MANAGEMENT RESOURCES				154.57	923900	33663314	Financial Reporting Robert Half Invoices: 33829936, 33663316, 33696324, 33705482, 33653503, 33663314, 33663315, 33738350, 33747854, 33786670, 33747855	SEP-2011
30,117	Other	ROBERT HALF MANAGEMENT RESOURCES				154.57	923900	33663315	Financial Reporting Robert Half Invoices: 33829936, 33663316, 33696324, 33705482, 33653503, 33663314, 33663315, 33738350, 33747854, 33786670, 33747855	SEP-2011
30,118	Other	ROBERT HALF MANAGEMENT RESOURCES				151.16	923900	33663316	Financial Reporting Robert Half Invoices: 33829936, 33663316, 33696324, 33705482, 33653503, 33663314, 33663315, 33738350, 33747854, 33786670, 33747855	SEP-2011
30,119	Other	ROBERT HALF MANAGEMENT RESOURCES				1,328.04	923900	33696324	Financial Reporting Robert Half Invoices: 33829936, 33663316, 33696324, 33705482, 33653503, 33663314, 33663315, 33738350, 33747854, 33786670, 33747855	SEP-2011
30,120	Other	ROBERT HALF MANAGEMENT RESOURCES				1,712.81	923900	33696325	Corporate Accounting Robert Half Invoices 33780666, 33696325, 33738351	SEP-2011
30,121	Other	ROBERT HALF MANAGEMENT RESOURCES				147.13	923900	33705482	Financial Reporting Robert Half Invoices: 33829936, 33663316, 33696324, 33705482, 33653503, 33663314, 33663315, 33738350, 33747854, 33786670, 33747855	SEP-2011
30,122	Other	ROBERT HALF MANAGEMENT RESOURCES				1,041.60	923900	33738350	Financial Reporting Robert Half Invoices: 33829936, 33663316, 33696324, 33705482, 33653503, 33663314, 33663315, 33738350, 33747854, 33786670, 33747855	SEP-2011
30,123	Other	ROBERT HALF MANAGEMENT RESOURCES				1,535.63	923900	33738351	Corporate Accounting Robert Half Invoices 33780666, 33696325, 33738351	SEP-2011
30,124	Other	ROBERT HALF MANAGEMENT RESOURCES				147.13	923900	33747854	Financial Reporting Robert Half Invoices: 33829936, 33663316, 33696324, 33705482, 33653503, 33663314, 33663315, 33738350, 33747854, 33786670, 33747855	SEP-2011
30,125	Other	ROBERT HALF MANAGEMENT RESOURCES				154.57	923900	33747855	Financial Reporting Robert Half Invoices: 33829936, 33663316, 33696324, 33705482, 33653503, 33663314, 33663315, 33738350, 33747854, 33786670, 33747855	SEP-2011
30,126	Other	ROBERT HALF MANAGEMENT RESOURCES				1,263.94	923900	33780666	Corporate Accounting Robert Half Invoices 33780666, 33696325, 33738351	SEP-2011
30,127	Other	ROBERT HALF MANAGEMENT RESOURCES				1,106.38	923900	33786670	Financial Reporting Robert Half Invoices: 33829936, 33663316, 33696324, 33705482, 33653503, 33663314, 33663315, 33738350, 33747854, 33786670, 33747855	SEP-2011
30,128	Other	ROBERT HALF MANAGEMENT RESOURCES				1,041.60	923900	33829936	Financial Reporting Robert Half Invoices: 33829936, 33663316, 33696324, 33705482, 33653503, 33663314, 33663315, 33738350, 33747854, 33786670, 33747855	SEP-2011
30,129	Other	ROBERT HALF MANAGEMENT RESOURCES				1,395.90	903001	33834107	August 2011 invoices for Micah Tyler, Anthony DiCarlo and John Bunton related to the Tax Validation Project for Butch Cockerill.	SEP-2011
30,130	Other	ROBERT HALF MANAGEMENT RESOURCES				1,584.00	903001	33834259	August 2011 invoices for Micah Tyler, Anthony DiCarlo and John Bunton related to the Tax Validation Project for Butch Cockerill.	SEP-2011
30,131	Other	ROBERT HALF MANAGEMENT RESOURCES				1,554.30	903001	33834263	August 2011 invoices for Micah Tyler, Anthony DiCarlo and John Bunton related to the Tax Validation Project for Butch Cockerill.	SEP-2011
30,132	Other	ROBERT HALF MANAGEMENT RESOURCES				1,041.60	923900	33867141	Robt Half Invoices 33912584 and 33867141	SEP-2011
30,133	Other	ROBERT HALF MANAGEMENT RESOURCES				1,861.20	903001	33887275	Contractor Invoices	NOV-2011
30,134	Other	ROBERT HALF MANAGEMENT RESOURCES				1,900.80	903001	33887276	Contractor Invoices	NOV-2011
30,135	Other	ROBERT HALF MANAGEMENT RESOURCES				1,900.80	903001	33887277	Contractor Invoices	NOV-2011
30,136	Other	ROBERT HALF MANAGEMENT RESOURCES				963.48	923900	33912584	Robt Half Invoices 33912584 and 33867141	SEP-2011
30,137	Other	ROBERT HALF MANAGEMENT RESOURCES				833.28	923900	33954089	Robert Half Invoice 33954089	OCT-2011
30,138	Other	ROBERT HALF MANAGEMENT RESOURCES				1,041.60	923900	33997580	Financial Reporting - Robt. Half 34004582 and 34004581 and 33997580	OCT-2011
30,139	Other	ROBERT HALF MANAGEMENT RESOURCES				164.99	923900	34004581	Financial Reporting - Robt. Half 34004582 and 34004581 and 33997580	OCT-2011
30,140	Other	ROBERT HALF MANAGEMENT RESOURCES				123.99	923900	34004582	Financial Reporting - Robt. Half 34004582 and 34004581 and 33997580	OCT-2011
30,141	Other	ROBERT HALF MANAGEMENT RESOURCES				12.60	923900	34014420	Robert Half Invoice for Corporate Accounting 34041969 and 34014420	OCT-2011

KENTUCKY UTILITIES COMPANY
Case No. 2012- 00221
Analysis of Professional Services Expenses For the Test Year

(A)	(B)	(C)	(D)	(E)	(F)	(G)	(H)	(I)		
Line No.	Type	Vendor	Rate Case	Audit	Other	Total	Account	Invoice	Description	Period
30,142	Other	ROBERT HALF MANAGEMENT RESOURCES				651.10	923900	34041969	Robert Half Invoice for Corporate Accounting 34041969 and 34014420	OCT-2011
30,143	Other	ROBERT HALF MANAGEMENT RESOURCES				937.44	923900	34048971	Robert Half Invoices 34052710, 34052709, 34048971	OCT-2011
30,144	Other	ROBERT HALF MANAGEMENT RESOURCES				164.99	923900	34052709	Robert Half Invoices 34052710, 34052709, 34048971	OCT-2011
30,145	Other	ROBERT HALF MANAGEMENT RESOURCES				123.01	923900	34052710	Robert Half Invoices 34052710, 34052709, 34048971	OCT-2011
30,146	Other	ROBERT HALF MANAGEMENT RESOURCES				396.00	903001	34126484	Contractor Invoices	Jan-2012
30,147	Other	ROBERT HALF MANAGEMENT RESOURCES				1,229.76	921902	34126485	Contractor to work in Payroll Dept.	NOV-2011
30,148	Other	ROBERT HALF MANAGEMENT RESOURCES				323.44	903001	34126486	Contractor Invoices	Jan-2012
30,149	Other	ROBERT HALF MANAGEMENT RESOURCES				336.60	903001	34126487	Contractor Invoices	Jan-2012
30,150	Other	ROBERT HALF MANAGEMENT RESOURCES				865.83	923900	34138149	Financial Reporting - Robert Half Invoice 34138149	OCT-2011
30,151	Other	ROBERT HALF MANAGEMENT RESOURCES				1,108.80	903001	34145513	Contractor Invoices	NOV-2011
30,152	Other	ROBERT HALF MANAGEMENT RESOURCES				1,188.30	903001	34145514	Contractor Invoices	NOV-2011
30,153	Other	ROBERT HALF MANAGEMENT RESOURCES				1,188.00	903001	34145515	Contractor Invoices	NOV-2011
30,154	Other	ROBERT HALF MANAGEMENT RESOURCES				1,087.17	923900	34176663	ROBERT HALF FINANCIAL REPORTING INVOICES: 34222019, 34176663, 267.27	NOV-2011
30,155	Other	ROBERT HALF MANAGEMENT RESOURCES				129.94	923900	34176664	ROBERT Half Inv. 34176664	NOV-2011
30,156	Other	ROBERT HALF MANAGEMENT RESOURCES				82.85	923900	34187110	ROBERT HALF FINANCIAL REPORTING INVOICES: 34222019, 34176663, 267.27	NOV-2011
30,157	Other	ROBERT HALF MANAGEMENT RESOURCES				1,067.64	923900	34222019	ROBERT HALF FINANCIAL REPORTING INVOICES: 34222019, 34176663, 267.27	NOV-2011
30,158	Other	ROBERT HALF MANAGEMENT RESOURCES				236.25	923900	34222020	Robert Half Inv 34222020	NOV-2011
30,159	Other	ROBERT HALF MANAGEMENT RESOURCES				423.30	921902	34229478	Invoice #34267590 wk ending 10/28/11 Brent Coomes for \$1,925.44 Invoice #34229478 wk ending 10/21/11 Brent Coomes for \$783.88	NOV-2011
30,160	Other	ROBERT HALF MANAGEMENT RESOURCES				125.10	923900	34233004	Robert Half Invoices for Financial Reporting: 34267589,34274434,34324107,34319829,3436679734358622,34233004	NOV-2011
30,161	Other	ROBERT HALF MANAGEMENT RESOURCES				1,067.64	923900	34267589	Robert Half Invoices for Financial Reporting: 34267589,34274434,34324107,34319829,3436679734358622,34233004	NOV-2011
30,162	Other	ROBERT HALF MANAGEMENT RESOURCES				1,039.74	921902	34267590	Invoice #34267590 wk ending 10/28/11 Brent Coomes for \$1,925.44 Invoice #34229478 wk ending 10/21/11 Brent Coomes for \$783.88	NOV-2011
30,163	Other	ROBERT HALF MANAGEMENT RESOURCES				174.64	923900	34274434	Robert Half Invoices for Financial Reporting: 34267589,34274434,34324107,34319829,3436679734358622,34233004	NOV-2011
30,164	Other	ROBERT HALF MANAGEMENT RESOURCES				983.01	923900	34319829	Robert Half Invoices for Financial Reporting: 34267589,34274434,34324107,34319829,3436679734358622,34233004	NOV-2011
30,165	Other	ROBERT HALF MANAGEMENT RESOURCES				1,151.87	921902	34319830	Invoice #34319830 Brent Coomes for week ending 11/4/11	NOV-2011
30,166	Other	ROBERT HALF MANAGEMENT RESOURCES				177.12	923900	34324107	Robert Half Invoices for Financial Reporting: 34267589,34274434,34324107,34319829,3436679734358622,34233004	NOV-2011
30,167	Other	ROBERT HALF MANAGEMENT RESOURCES				207.90	903001	34326244	Micah Tyler, John Bunton, Bryan Dockery, Anthony DiCarlo tim for November 2011 related to tax validation/Field Services for Buth Cockerill	Dec-2011
30,168	Other	ROBERT HALF MANAGEMENT RESOURCES				1,257.30	903001	34326250	Micah Tyler, John Bunton, Bryan Dockery, Anthony DiCarlo tim for November 2011 related to tax validation/Field Services for Buth Cockerill	Dec-2011
30,169	Other	ROBERT HALF MANAGEMENT RESOURCES				962.92	921902	34326254	Contractor to work in Payroll Dept.	Dec-2011
30,170	Other	ROBERT HALF MANAGEMENT RESOURCES				1,039.50	903001	34326256	Micah Tyler, John Bunton, Bryan Dockery, Anthony DiCarlo tim for November 2011 related to tax validation/Field Services for Buth Cockerill	Dec-2011
30,171	Other	ROBERT HALF MANAGEMENT RESOURCES				1,362.14	903001	34326260	Micah Tyler, John Bunton, Bryan Dockery, Anthony DiCarlo tim for November 2011 related to tax validation/Field Services for Buth Cockerill	Dec-2011
30,172	Other	ROBERT HALF MANAGEMENT RESOURCES				1,041.60	923900	34358622	Robert Half Invoices for Financial Reporting: 34267589,34274434,34324107,34319829,3436679734358622,34233004	NOV-2011
30,173	Other	ROBERT HALF MANAGEMENT RESOURCES				51.74	923900	34358623	Robert Half Invoices for Corporate Accounting 34405371 and 34358623	Dec-2011
30,174	Other	ROBERT HALF MANAGEMENT RESOURCES				1,100.97	921902	34358624	Invoice # 3435624 Brent Coomes week ending 11/11/11	NOV-2011
30,175	Other	ROBERT HALF MANAGEMENT RESOURCES				49.42	923900	34366797	Robert Half Invoices for Financial Reporting: 34267589,34274434,34324107,34319829,3436679734358622,34233004	NOV-2011
30,176	Other	ROBERT HALF MANAGEMENT RESOURCES				1,048.11	923900	34405370	Robert Half Invoices for Financial Reporting 3446853, 34413480, 34405370	Dec-2011
30,177	Other	ROBERT HALF MANAGEMENT RESOURCES				48.59	923900	34405371	Robert Half Invoices for Corporate Accounting 34405371 and 34358623	Dec-2011
30,178	Other	ROBERT HALF MANAGEMENT RESOURCES				1,110.54	923900	34405372	Invoice #34405372 for Brent Coomes week ending 11/18/11	Dec-2011
30,179	Other	ROBERT HALF MANAGEMENT RESOURCES				177.12	923900	34413480	Robert Half Invoices for Financial Reporting 3446853, 34413480, 34405370	Dec-2011
30,180	Other	ROBERT HALF MANAGEMENT RESOURCES				624.96	923900	34446853	Robert Half Invoices for Financial Reporting 3446853, 34413480, 34405370	Dec-2011
30,181	Other	ROBERT HALF MANAGEMENT RESOURCES				191.19	923900	34446854	Robert Half Corporate Reporting invoices 3449357234446854	Dec-2011
30,182	Other	ROBERT HALF MANAGEMENT RESOURCES				661.09	923900	34446855	Invoice #34446855 Brent Coomes week ending 11/25/11	Dec-2011
30,183	Other	ROBERT HALF MANAGEMENT RESOURCES				166.93	923900	34460943	Robert Half - Financial Reporting Invoices 34460944, 34460943, 34493571 34056336	Dec-2011

KENTUCKY UTILITIES COMPANY
Case No. 2012- 00221
Analysis of Professional Services Expenses For the Test Year

(A)	(B)	(C)	(D)	(E)	(F)	(G)	(H)	(I)		
Line No.	Type	Vendor	Rate Case	Audit	Other	Total	Account	Invoice	Description	Period
30,184	Other	ROBERT HALF MANAGEMENT RESOURCES				43.48	923900	34460944	Robert Half - Financial Reporting Invoices 34460944, 34460943, 34493571 34056336	Dec-2011
30,185	Other	ROBERT HALF MANAGEMENT RESOURCES				1,041.60	923900	34493571	Robert Half - Financial Reporting Invoices 34460944, 34460943, 34493571 34056336	Dec-2011
30,186	Other	ROBERT HALF MANAGEMENT RESOURCES				310.28	923900	34493572	Robert Half Corporate Reporting invoices 3449357234446854	Dec-2011
30,187	Other	ROBERT HALF MANAGEMENT RESOURCES				1,228.80	923900	34493573	Invoice #34493573 Brent Coomes for week ending 12/2/11	Dec-2011
30,188	Other	ROBERT HALF MANAGEMENT RESOURCES				778.68	921902	34499282	Contractor to work in Payroll Dept.	Feb-2012
30,189	Other	ROBERT HALF MANAGEMENT RESOURCES				165.83	903001	34500819	John Bunton, Robert Cla Leake Jr, Anthony DiCarlo time for December 2011 related to tax validation/ Field Service work for Butch Cockerill	Feb-2012
30,190	Other	ROBERT HALF MANAGEMENT RESOURCES				174.01	923900	34506336	Robert Half - Financial Reporting Invoices 34460944, 34460943, 34493571 34056336	Dec-2011
30,191	Other	ROBERT HALF MANAGEMENT RESOURCES				1,267.20	903001	34509804	John Bunton, Robert Cla Leake Jr, Anthony DiCarlo time for December 2011 related to tax validation/ Field Service work for Butch Cockerill	Feb-2012
30,192	Other	ROBERT HALF MANAGEMENT RESOURCES				62.41	923900	34539950	Robt Half Invoices- 34672412 36432809, 34586046, 34539950	Jan-2012
30,193	Other	ROBERT HALF MANAGEMENT RESOURCES				1,098.68	923900	34539951	Invoice #34539951 week ending 12/9/11 for Brent Coomes	Jan-2012
30,194	Other	ROBERT HALF MANAGEMENT RESOURCES				1,395.90	903001	34545026	John Bunton, Robert Cla Leake Jr, Anthony DiCarlo time for December 2011 related to tax validation/ Field Service work for Butch Cockerill	Feb-2012
30,195	Other	ROBERT HALF MANAGEMENT RESOURCES				1,041.60	923900	34548193	Robert Half - Invoices 32552397 and 34548193	Jan-2012
30,196	Other	ROBERT HALF MANAGEMENT RESOURCES				85.46	923900	34552397	Robert Half - Invoices 32552397 and 34548193	Jan-2012
30,197	Other	ROBERT HALF MANAGEMENT RESOURCES				1,041.60	923900	34586045	34632808, 34610061, 34586045, 34595228	Jan-2012
30,198	Other	ROBERT HALF MANAGEMENT RESOURCES				46.03	923900	34586046	Robt Half Invoices- 34672412 36432809, 34586046, 34539950	Jan-2012
30,199	Other	ROBERT HALF MANAGEMENT RESOURCES				1,158.38	923900	34586047	Invoice #34586047 week ending 12/16/11 for Brent Coomes	Jan-2012
30,200	Other	ROBERT HALF MANAGEMENT RESOURCES				85.46	923900	34595228	34632808, 34610061, 34586045, 34595228	Jan-2012
30,201	Other	ROBERT HALF MANAGEMENT RESOURCES				85.46	923900	34610061	34632808, 34610061, 34586045, 34595228	Jan-2012
30,202	Other	ROBERT HALF MANAGEMENT RESOURCES				833.28	923900	34632808	34632808, 34610061, 34586045, 34595228	Jan-2012
30,203	Other	ROBERT HALF MANAGEMENT RESOURCES				49.73	923900	34632809	Robt Half Invoices- 34672412 36432809, 34586046, 34539950	Jan-2012
30,204	Other	ROBERT HALF MANAGEMENT RESOURCES				1,148.81	923900	34641508	Invoice #34641508 week ending 12/23/11 for Brent Coomes	Jan-2012
30,205	Other	ROBERT HALF MANAGEMENT RESOURCES				42.49	923900	34672412	Robt Half Invoices- 34672412 36432809, 34586046, 34539950	Jan-2012
30,206	Other	ROBERT HALF MANAGEMENT RESOURCES				1,056.19	923900	34672413	Invoice #34672413 Brent Coomes week ending 12/30/11	Jan-2012
30,207	Other	ROBERT HALF MANAGEMENT RESOURCES				677.04	923900	34680517	34632808, 34610061, 34586045, 34595228	Jan-2012
30,208	Other	ROBERT HALF MANAGEMENT RESOURCES				46.94	923900	34685802	34632808, 34610061, 34586045, 34595228	Jan-2012
30,209	Other	ROBERT HALF MANAGEMENT RESOURCES				1,194.00	903001	34690531	John Bunton, Robert Leake Jr time for January 2012 related to Tax validation/field Service work for Butch Cockerill.	Feb-2012
30,210	Other	ROBERT HALF MANAGEMENT RESOURCES				1,512.40	903001	34707697	John Bunton, Robert Leake Jr time for January 2012 related to Tax validation/field Service work for Butch Cockerill.	Feb-2012
30,211	Other	ROBERT HALF MANAGEMENT RESOURCES				842.23	921902	34707698	Contractor to work in Payroll Dept.	Feb-2012
30,212	Other	ROBERT HALF MANAGEMENT RESOURCES				1,394.66	923900	34713350	Invoice #34713350 Robert Half for Brent Coomes week ending 1/6/12	Jan-2012
30,213	Other	ROBERT HALF MANAGEMENT RESOURCES				983.43	923900	34721704	Robert Half Invoice 34721704	Jan-2012
30,214	Other	ROBERT HALF MANAGEMENT RESOURCES				1,184.82	923900	34756714	Robert Half Invoice 34756714	Jan-2012
30,215	Other	ROBERT HALF MANAGEMENT RESOURCES				1,228.11	923900	34764814	Invoice #34764814 Robert Half for Brent Coomes week ending 1/13/12	Jan-2012
30,216	Other	ROBERT HALF MANAGEMENT RESOURCES				165.12	923900	34765018	Robert Half Invoice 34765018	Jan-2012
30,217	Other	ROBERT HALF MANAGEMENT RESOURCES				1,230.39	923900	34801673	Robert Half Invoice 3801673	Feb-2012
30,218	Other	ROBERT HALF MANAGEMENT RESOURCES				1,321.57	923900	34809906	Invoice #34809906 Robert Half for Brent Coomes week ending 1/20/12	Feb-2012
30,219	Other	ROBERT HALF MANAGEMENT RESOURCES				1,571.21	923900	34845136	Robert Half #34845136 Brent Coomes week ending 1/27/12	MAR-2012
30,220	Other	ROBERT HALF MANAGEMENT RESOURCES				1,262.94	923900	34854167	Robert Half Invoice # 34854167	MAR-2012
30,221	Other	ROBERT HALF MANAGEMENT RESOURCES				1,194.00	903001	34867725	John Bunton, Robert Leake Jr time for February 2012 related to tax validation / Field Service work for Butch Cockerill	MAR-2012
30,222	Other	ROBERT HALF MANAGEMENT RESOURCES				840.96	921902	34884093	Contractor to work in Payroll Dept.	MAR-2012
30,223	Other	ROBERT HALF MANAGEMENT RESOURCES				1,263.65	903001	34884094	John Bunton, Robert Leake Jr time for February 2012 related to tax validation / Field Service work for Butch Cockerill	MAR-2012
30,224	Other	ROBERT HALF MANAGEMENT RESOURCES				1,395.04	923900	34890479	Invoice 34890479 Robert Half for Brent Coomes week ending 2/3/12	Feb-2012
30,225	Other	ROBERT HALF MANAGEMENT RESOURCES				1,249.93	923900	34899493	Robert Half Invoice 34899493	Feb-2012
30,226	Other	ROBERT HALF MANAGEMENT RESOURCES				164.99	923900	34905792	Robert Half Invoices 34948831, 34905792, 34905793	MAR-2012
30,227	Other	ROBERT HALF MANAGEMENT RESOURCES				169.27	923900	34905793	Robert Half Invoices 34948831, 34905792, 34905793	MAR-2012
30,228	Other	ROBERT HALF MANAGEMENT RESOURCES				1,210.86	923900	34944755	Robert Half Invoice 34944755	MAR-2012
30,229	Other	ROBERT HALF MANAGEMENT RESOURCES				1,196.56	923900	34944756	Invoice #34944756 Robert Half-Brent Coomes week ending 2/10/12	Feb-2012
30,230	Other	ROBERT HALF MANAGEMENT RESOURCES				169.27	923900	34948831	Robert Half Invoices 34948831, 34905792, 34905793	MAR-2012
30,231	Other	ROBERT HALF MANAGEMENT RESOURCES				1,249.92	923900	34977952	Robert Half Invoice 34977952	MAR-2012
30,232	Other	ROBERT HALF MANAGEMENT RESOURCES				1,295.80	923900	34987352	Robert Half Invoice #34987352 for Brent Coomes week ending 2/17/12	MAR-2012
30,233	Other	ROBERT HALF MANAGEMENT RESOURCES				171.30	923900	34993248	Robert Half Invoice 34993248	MAR-2012

KENTUCKY UTILITIES COMPANY
Case No. 2012- 00221
Analysis of Professional Services Expenses For the Test Year

(A)	(B)	(C)	(D)	(E)	(F)	(G)	(H)	(I)		
Line No.	Type	Vendor	Rate Case	Audit	Other	Total	Account	Invoice	Description	Period
30,234	Other	ROBERT HALF MANAGEMENT RESOURCES				1,324.65	923900	35025810	Robert Half Invoice #35025810 Brent Coomes week ending 2/24/12	MAR-2012
30,235	Other	ROBERT HALF MANAGEMENT RESOURCES				8.64	923900	35176925	Robert Half - 9 invoices for Brent Coomes parking	MAR-2012
30,236	Other	ROBERT HALF MANAGEMENT RESOURCES				12.96	923900	35176926	Robert Half - 9 invoices for Brent Coomes parking	MAR-2012
30,237	Other	ROBERT HALF MANAGEMENT RESOURCES				12.96	923900	35176927	Robert Half - 9 invoices for Brent Coomes parking	MAR-2012
30,238	Other	ROBERT HALF MANAGEMENT RESOURCES				4.32	923900	35176928	Robert Half - 9 invoices for Brent Coomes parking	MAR-2012
30,239	Other	ROBERT HALF MANAGEMENT RESOURCES				8.64	923900	35176929	Robert Half - 9 invoices for Brent Coomes parking	MAR-2012
30,240	Other	ROBERT HALF MANAGEMENT RESOURCES				8.64	923900	35176930	Robert Half - 9 invoices for Brent Coomes parking	MAR-2012
30,241	Other	ROBERT HALF MANAGEMENT RESOURCES				4.32	923900	35176931	Robert Half - 9 invoices for Brent Coomes parking	MAR-2012
30,242	Other	ROBERT HALF MANAGEMENT RESOURCES				4.32	923900	35176932	Robert Half - 9 invoices for Brent Coomes parking	MAR-2012
30,243	Other	ROBERT HALF MANAGEMENT RESOURCES				8.64	923900	35176933	Robert Half - 9 invoices for Brent Coomes parking	MAR-2012
30,244	Other	ROOP WELDING AND GEN REPAIR INC				350.00	583001	8802	REPLACE BIT AUGER, INV#8802	Jan-2012
30,245	Other	ROOP WELDING AND GEN REPAIR INC				345.50	583001	8803	RELOCATE SNOW PLOW MOUNT, INV#8803	Jan-2012
30,246	Other	ROOP WELDING AND GEN REPAIR INC				105.00	583001	8832	WELD HITCH ADAPTOR ON TRAILER, INV#8832	Jan-2012
30,247	Other	ROOP WELDING AND GEN REPAIR INC				105.00	583001	8836	REPAIR SPRING HANGER, INV#8836	Jan-2012
30,248	Other	ROSS MAINTENANCE AND SERVICE LLC				2,438.62	582100	183	Parts and Labor for completing maintenance on 7 substation reclosers. Reference invoice # 183.	Jun-2011
30,249	Other	ROSS MAINTENANCE AND SERVICE LLC				2,438.61	592100	183	Parts and Labor for completing maintenance on 7 substation reclosers. Reference invoice # 183.	Jun-2011
30,250	Other	ROSS MAINTENANCE AND SERVICE LLC				4,085.37	582100	230	Parts and labor for maintenance on reclosers MX-413, DX-143, MX-252, MX-92, DX-59, and DX-150. Reference invoice 230	AUG-2011
30,251	Other	ROSS MAINTENANCE AND SERVICE LLC				2,500.00	582100	230	Parts and labor for maintenance on reclosers MX-413, DX-143, MX-252, MX-92, DX-59, and DX-150. Reference invoice 230	AUG-2011
30,252	Other	ROSS MAINTENANCE AND SERVICE LLC				1,392.27	592100	460	Repairs to a 416kva, GE, regulator company # R-0871. Invoice # 460.	MAR-2012
30,253	Other	ROSS MAINTENANCE AND SERVICE LLC				1,375.00	592100	460	Repairs to a 416kva, GE, regulator company # R-0871. Invoice # 460.	MAR-2012
30,254	Other	ROSS MAINTENANCE AND SERVICE LLC				3,658.45	592100	496	Contract labor and material for repairing 15 reclosers. Invoice # 496.	MAR-2012
30,255	Other	ROSS MAINTENANCE AND SERVICE LLC				3,658.45	592100	496	Contract labor and material for repairing 15 reclosers. Invoice # 496.	MAR-2012
30,256	Other	ROTATING EQUIPMENT REPAIR INC				25,303.00	512100	SI002220	Rev 1: Damaged Beyond Initial Scope, Two New Bowl Assemblies Need to be Replaced	Jun-2011
30,257	Other	ROTATING EQUIPMENT REPAIR INC				1,011.00	512100	SI002220	Rebuild 2-1 Condensate Pump	Jun-2011
30,258	Other	ROTATING EQUIPMENT REPAIR INC				5,376.00	512100	SI002249	Field Service Technician - Straight time -- 05/23/11-05/28/11 - Assist with #6 I/R 10 Stage BFP	Jun-2011
30,259	Other	ROTATING EQUIPMENT REPAIR INC				4,599.00	512100	SI002249	Field Service Technician - Time & one half -- 05/23/11-05/28/11	Jun-2011
30,260	Other	ROTATING EQUIPMENT REPAIR INC				3,024.00	512100	SI002249	Field Service Technician -- Time & one half -- 04/04/11-04/10/11	Jun-2011
30,261	Other	ROTATING EQUIPMENT REPAIR INC				2,688.00	512100	SI002249	Field service technician - Straight time -- 04/07/11-04/10/11 -- Assist with #6 I/R 10 Stage BFP	Jun-2011
30,262	Other	ROTATING EQUIPMENT REPAIR INC				1,688.30	512100	SI002249	Field Service Technician - Expenses -- 05/23/11-05/28/11	Jun-2011
30,263	Other	ROTATING EQUIPMENT REPAIR INC				1,512.00	512100	SI002249	Field Service Technician - Double time -- 04/07/11-04/10/11	Jun-2011
30,264	Other	ROTATING EQUIPMENT REPAIR INC				1,061.60	512100	SI002249	Field Service Technician - Expenses -- 04/07/11-04/10/11	Jun-2011
30,265	Other	ROTATING EQUIPMENT REPAIR INC				44,248.00	512100	SI002275	Labor to repair 4-2 hotwell pump	JUL-2011
30,266	Other	ROTATING EQUIPMENT REPAIR INC				53,894.00	513100	SI002377	INVOICE SI002377	SEP-2011
30,267	Other	ROTATING EQUIPMENT REPAIR INC				44,273.00	512100	SI002407	REPAIR SCOPE TO UNIT 2 CONDENSATE PUMP IN RER PROPOAL 20110383	OCT-2011
30,268	Other	ROTATING EQUIPMENT REPAIR INC				2,500.00	512100	SI002407	DISASSEMBLY & INSPECTION OF ALLIS CHALMERS 17 VTE CONDENSATE PUMP	OCT-2011
30,269	Other	ROTATING EQUIPMENT REPAIR INC				34,865.00	512017	SI002444	Labor for repair of one IR 6 X 16J ash sluice pump RER# 20110486	NOV-2011
30,270	Other	RSX COMPANY INC, THE				617.16	500900	110503	Temporary IT Resources (Doug Haynes)	Jun-2011
30,271	Other	RSX COMPANY INC, THE				565.73	580100	110503	Temporary IT Resources (Doug Haynes)	Jun-2011
30,272	Other	RUDD EQUIPMENT COMPANY INC				1,218.25	512100	3W72912	CORRACT SALES TAX ACCT	MAY-2011
30,273	Other	RUDD EQUIPMENT COMPANY INC				1,426.50	512100	3W73310	Labor to replace bushing on bottom of front alternator bracket & thermostat control valve for fan control	MAY-2011
30,274	Other	RUDD EQUIPMENT COMPANY INC				731.50	512100	3W73310	Truck expense	MAY-2011
30,275	Other	RUDD EQUIPMENT COMPANY INC				819.00	512100	3W73466	Checked machine for boom suspension not working. RE22 failed & corrosion in electrical connection. cleaned connectors & replaced RE22.	Jun-2011
30,276	Other	RUDD EQUIPMENT COMPANY INC				541.57	512100	3W73466	Job supplies & truck expense	Jun-2011
30,277	Other	RUDD EQUIPMENT COMPANY INC				828.00	512100	3W73467	Checked machine for alternator light flashing on. Regulator or alternator failed. Installed regulator from old alternator customer had on hand. Checked operation.	Jun-2011
30,278	Other	RUDD EQUIPMENT COMPANY INC				24.84	512100	3W73467	Job supplies	Jun-2011
30,279	Other	RUDD EQUIPMENT COMPANY INC				1,347.25	512100	3W74445	Material needed to complete repairs to Volvo L150C loader	SEP-2011
30,280	Other	RUDD EQUIPMENT COMPANY INC				1,333.50	512100	3W74445	Labor to repair oil leak, install new neutral switch & grease left boom cylinder pin	SEP-2011
30,281	Other	RUDD EQUIPMENT COMPANY INC				368.50	512100	3W74445	Truck expense	SEP-2011
30,282	Other	RUDD EQUIPMENT COMPANY INC				40.01	512100	3W74445	Job supplies	SEP-2011

KENTUCKY UTILITIES COMPANY
Case No. 2012- 00221
Analysis of Professional Services Expenses For the Test Year

(A)	(B)	(C)	(D)	(E)	(F)	(G)	(H)	(I)		
Line No.	Type	Vendor	Rate Case	Audit	Other	Total	Account	Invoice	Description	Period
30,283	Other	RUDD EQUIPMENT COMPANY INC				5,414.84	512100	3W75743	Inspected machine for needed repairs, replaced oil pan gasket and missing pan bolts, resealed injection pump drive and fitting on shift valve & replaced hoses	Jan-2012
30,284	Other	RUDD EQUIPMENT COMPANY INC				387.75	512100	3W75743	Truck expense	Jan-2012
30,285	Other	RUDD EQUIPMENT COMPANY INC				27.07	512100	3W75743	Job supplies	Jan-2012
30,286	Other	RUDD EQUIPMENT COMPANY INC				504.00	512100	3W75844	Checked out boom suspension and found right accumulator low and full of oil. Drained oil and charged accumulator.	Jan-2012
30,287	Other	RUDD EQUIPMENT COMPANY INC				15.12	512100	3W75844	Misc. job supplies	Jan-2012
30,288	Other	RUS SALES				1,386.41	935391	1104111	To pay Invoice 110411-1 for generator hook-ups	APR-2011
30,289	Other	RUS SALES LLC				899.08	921903	1105091	Booger Mountain - generator wiring repair after vandalism and grounding theft	MAY-2011
30,290	Other	RUS SALES LLC				3,225.75	935391	1105181	Annual Maintenance and Support for the KU SCADA System effective 2/1/05 - 1/31/06	Jun-2011
30,291	Other	RUS SALES LLC				126.35	935391	1105311	To pay Invoice 110531-1 Stone Rd Battery replacement	Jun-2011
30,292	Other	RUS SALES LLC				544.63	935391	1106272	To pay Invoice 110627-2 for generator hook-ups at BSG	Jun-2011
30,293	Other	RUS SALES LLC				2,986.80	935391	1108021	Annual Maintenance and Support for the KU SCADA System effective 2/1/05 - 1/31/06	AUG-2011
30,294	Other	RUS SALES LLC				209.07	921903	1201231	To pay invoice 120123-1 date Jan 23, 2012 for N.Limestone inventory Telecom Equipment	Jan-2012
30,295	Other	RUS SALES LLC				3,309.18	935391	1202021	Annual Maintenance and Support for the KU SCADA System effective 2/1/05 - 1/31/06	Feb-2012
30,296	Other	RUS SALES LLC				3,404.95	935391	11110111	Annual Maintenance and Support for the KU SCADA System effective 2/1/05 - 1/31/06	NOV-2011
30,297	Other	S AND K BUILDING SERVICES INC				3,700.00	935403	158010526	S & K BUILDING SERV-WSH EXTERIOR WINDOWS ONE QUALITY BLDG - INV #158010526 DATED 5/31/2011	Jun-2011
30,298	Other	S AND K BUILDING SERVICES INC				3,700.00	935403	158011219	S AND K BLDG SERV-WINDOW CLEANING ONE QUALITY - INV 158011219 DATED 12/19/2011	Dec-2011
30,299	Other	SAFARI MONTAGE				2,500.00	908005	500112760001	Safari Montage content package renewal quote # 50051276	APR-2011
30,300	Other	SAFETY KLEEN SYSTEMS INC				(184.00)	511100	53464421	CREDIT FOR USED OIL SERVICE	APR-2011
30,301	Other	SAFETY KLEEN SYSTEMS INC				(204.00)	514100	53722361	CREDIT FOR USED OIL SERVICE	MAY-2011
30,302	Other	SAFETY KLEEN SYSTEMS INC				(289.00)	514100	53942300	CREDIT FOR USED OIL	MAY-2011
30,303	Other	SAFETY KLEEN SYSTEMS INC				(153.00)	514100	54188454	CREDIT FOR USED OIL SERVICE	Jun-2011
30,304	Other	SAFETY KLEEN SYSTEMS INC				(120.00)	514100	54316780	WASTE OIL SERVICE	JUL-2011
30,305	Other	SAFETY KLEEN SYSTEMS INC				(91.00)	514100	54362374	CREDIT FOR WASTE OIL SERVICE	Jun-2011
30,306	Other	SAFETY KLEEN SYSTEMS INC				(48.00)	514100	54506228	CREDIT FOR WASTE OIL SERVICE	AUG-2011
30,307	Other	SAFETY KLEEN SYSTEMS INC				2,115.32	514100	54555495	CLEANING TANK SERVICE	JUL-2011
30,308	Other	SAFETY KLEEN SYSTEMS INC				1,244.32	511100	54664625	BATTERY DISPOSAL	JUL-2011
30,309	Other	SAFETY KLEEN SYSTEMS INC				2,114.99	514100	54923965	CLEANING TANK SERVICE	SEP-2011
30,310	Other	SAFETY KLEEN SYSTEMS INC				(70.00)	514100	55038675	CREDIT FOR WASTE OIL SERVICE	SEP-2011
30,311	Other	SAFETY KLEEN SYSTEMS INC				(10.00)	514100	55047496	CREDIT FOR WASTE OIL SERVICE	OCT-2011
30,312	Other	SAFETY KLEEN SYSTEMS INC				(220.00)	514100	55154729	CREDIT FOR WASTE OIL SERVICE	SEP-2011
30,313	Other	SAFETY KLEEN SYSTEMS INC				(100.00)	514100	55172749	CREDIT FOR WASTE OIL SERVICE	OCT-2011
30,314	Other	SAFETY KLEEN SYSTEMS INC				(40.00)	514100	55302570	CREDIT FOR WASTE OIL SERVICE	NOV-2011
30,315	Other	SAFETY KLEEN SYSTEMS INC				2,104.66	514100	55302571	CLEANING TANK SERVICE	NOV-2011
30,316	Other	SAFETY KLEEN SYSTEMS INC				(10.00)	514100	55511943	CREDIT FOR WASTE OIL SERVICE	NOV-2011
30,317	Other	SAFETY KLEEN SYSTEMS INC				(136.00)	514100	56001558	CREDIT FOR CLEANING TANK SERVICE	Dec-2011
30,318	Other	SAFETY KLEEN SYSTEMS INC				(8.50)	514100	56456244	CREDIT FOR WASTE OIL SERVICE	Dec-2011
30,319	Other	SAFETY KLEEN SYSTEMS INC				2,105.04	514100	56572958	CLEANING TANK SERVICE	Dec-2011
30,320	Other	SAFETY KLEEN SYSTEMS INC				(89.25)	514100	56690329	CREDIT FOR WASTE OIL SERVICE	Jan-2012
30,321	Other	SAFETY KLEEN SYSTEMS INC				(105.00)	514100	56913840	CREDIT FOR WASTE OIL SERVICE	Feb-2012
30,322	Other	SAFETY KLEEN SYSTEMS INC				2,114.71	514100	57031442	CLEANING TANK SERVICE	Feb-2012
30,323	Other	SAFETY KLEEN SYSTEMS INC				(224.00)	514100	57477890	CREDIT FOR WASTE OIL SERVICE	MAR-2012
30,324	Other	SAFWAY SERVICES LLC				34,723.28	512100	D073001	Labor to erect & dismantle scaffold	MAY-2011
30,325	Other	SAFWAY SERVICES LLC				3,200.00	512100	D073001	Travel expense necessary to complete erection & dismantling of scaffold for Boiler #5	MAY-2011
30,326	Other	SAFWAY SERVICES LLC				35,196.00	512100	D077842	LABOR FOR GH1 BOILER SCAFFOLDING 2012	MAR-2012
30,327	Other	SAFWAY SERVICES LLC				10,410.46	512100	D077842	EQUIPMENT FOR GH1 BOILER SCAFFOLDING 2012	MAR-2012
30,328	Other	SAFWAY SERVICES LLC				699.03	512100	D077842	GH UNIT 1 BOILER SCAFFOLDING 2012	MAR-2012
30,329	Other	SAFWAY SERVICES LLC				11,876.89	512100	D077848	LABOR FOR GH1 BOILER SCAFFOLDING 2012	MAR-2012
30,330	Other	SAFWAY SERVICES LLC				378.81	512100	D077848	EQUIPMENT FOR GH1 BOILER SCAFFOLDING 2012	MAR-2012
30,331	Other	SAFWAY SERVICES LLC				22.73	512100	D077848	sales tax	MAR-2012
30,332	Other	SAFWAY SERVICES LLC				17,952.48	512100	R078056	EQUIPMENT FOR GH1 BOILER SCAFFOLDING 2012	MAR-2012

KENTUCKY UTILITIES COMPANY
Case No. 2012- 00221
Analysis of Professional Services Expenses For the Test Year

(A)	(B)	(C)	(D)	(E)	(F)	(G)	(H)	(I)		
Line No.	Type	Vendor	Rate Case	Audit	Other	Total	Account	Invoice	Description	Period
30,333	Other	SAFWAY SERVICES LLC				6,239.36	512100	R078057	LABOR FOR GH1 BOILER SCAFFOLDING 2012	MAR-2012
30,334	Other	SAM ESTES PAINTING CO INC				8,946.00	552100	4045	PREP AND PAINT THREE (3) HAEFLING GAS TURBINES	OCT-2011
30,335	Other	SAM ESTES PAINTING CO INC				8,946.00	552100	4045	PREP AND PAINT THREE (3) HAEFLING GAS TURBINES	OCT-2011
30,336	Other	SAM ESTES PAINTING CO INC				8,946.00	552100	4045	PREP AND PAINT THREE (3) HAEFLING GAS TURBINES	OCT-2011
30,337	Other	SAM ESTES PAINTING CO INC				3,976.00	552100	4051	PREP AND PAINT THREE (3) HAEFLING GAS TURBINES	OCT-2011
30,338	Other	SAM ESTES PAINTING CO INC				3,976.00	552100	4051	PREP AND PAINT THREE (3) HAEFLING GAS TURBINES	OCT-2011
30,339	Other	SAM ESTES PAINTING CO INC				3,976.00	552100	4051	PREP AND PAINT THREE (3) HAEFLING GAS TURBINES	OCT-2011
30,340	Other	SAM ESTES PAINTING CO INC				6,958.00	552100	6124	PREP AND PAINT THREE (3) HAEFLING GAS TURBINES	Dec-2011
30,341	Other	SAM ESTES PAINTING CO INC				6,958.00	552100	6124	PREP AND PAINT THREE (3) HAEFLING GAS TURBINES	Dec-2011
30,342	Other	SAM ESTES PAINTING CO INC				6,958.00	552100	6124	PREP AND PAINT THREE (3) HAEFLING GAS TURBINES	Dec-2011
30,343	Other	SAP INDUSTRIES				18,187.20	935488	8265005571	SAP CRM Business Process Review - Rajanikanth Kristam (40 hours @ \$300/hr),	NOV-2011
30,344	Other	SAP INDUSTRIES				1,969.84	935488	8265005677	Abhishek Bansal (80 hours @ \$300/hr)	Dec-2011
30,345	Other	SARCOM INC				191.16	935488	542014000	SAP CRM Business Process Review expenses- Rajanikanth Kristam (\$1,863.09),	Dec-2011
30,346	Other	SARCOM INC				2,386.02	935488	542014100	Abhishek Bansal (\$2,036.04)	
30,347	Other	SARCOM INC				10.83	935488	542192400	Mileage	MAY-2011
30,348	Other	SARCOM INC				2,074.80	935488	542192500	Labor	MAY-2011
30,349	Other	SARCOM INC				1,927.83	935488	542409700	Labor	Jun-2011
30,350	Other	SARCOM INC				233.41	935488	542409800	Labor	Jun-2011
30,351	Other	SARCOM INC				135.80	935488	542409900	Mileage	Jun-2011
30,352	Other	SARCOM INC				2,282.28	935488	542669300	Labor	JUL-2011
30,353	Other	SARCOM INC				212.13	935488	542669400	Mileage	JUL-2011
30,354	Other	SARCOM INC				1,971.06	935488	542884100	Labor	AUG-2011
30,355	Other	SARCOM INC				106.82	935488	542884200	Mileage	AUG-2011
30,356	Other	SARCOM INC				2,386.02	935488	543155800	Labor	SEP-2011
30,357	Other	SARCOM INC				153.93	935488	543155900	Mileage	SEP-2011
30,358	Other	SARCOM INC				2,178.54	935488	543406400	Labor	NOV-2011
30,359	Other	SARCOM INC				233.55	935488	543406500	Mileage	OCT-2011
30,360	Other	SARCOM INC				2,178.54	935488	543682700	Labor	NOV-2011
30,361	Other	SARCOM INC				11.84	935488	543682800	Mileage	NOV-2011
30,362	Other	SARCOM INC				1,832.74	935488	543970000	Labor	Dec-2011
30,363	Other	SARCOM INC				91.21	935488	543970100	Mileage	Dec-2011
30,364	Other	SARCOM INC				1,832.74	935488	544191700	Labor	Jan-2012
30,365	Other	SARCOM INC				195.06	935488	544212500	Mileage	Jan-2012
30,366	Other	SARCOM INC				367.08	935488	544395600	Mileage	Feb-2012
30,367	Other	SARCOM INC				2,074.80	935488	544395800	Labor	Feb-2012
30,368	Other	SARCOM INC				2,178.54	935488	544607600	Labor	MAR-2012
30,369	Other	SARCOM INC				319.96	935488	544607700	Mileage	MAR-2012
30,370	Other	SARCOM INC				21.79	556100	10003217-00	WRLS MOBILE MOUSE3500 MAC/WIN USB PORT EN/ES HW LOCH NESS GR	AUG-2011
30,371	Other	SARCOM INC				46.11	556100	10003217-01	WIRELESS KEYBOARD 6000 USB PORT ENGLISH	SEP-2011
30,372	Other	SARCOM INC				30.90	556100	10003217-01	WIRELESS MOUSE M310 (SILVER)	SEP-2011
30,373	Other	SARCOM INC				80.26	561590	10006865-00	HP 2560 Docking Station US	Jan-2012
30,374	Other	SARCOM INC				60.71	561590	10006865-00	HP SX09 Notebook Battery	Jan-2012
30,375	Other	SARCOM INC				49.39	561590	10006865-00	HP 4GB DDR3 1333 PC3-10600 SOD US	Jan-2012
30,376	Other	SARCOM INC				20.58	561590	10006865-00	65W Smart AC Adapter US	Jan-2012
30,377	Other	SARCOM INC				292.05	921004	10008188-00	HP 8200Ee DESKTOP C/52500/500hq/4W/28k US ((start date is February 27 for our contractor Angela Thompson N100065 located at LG&E Center- Basement , department : Corporate Facility Services , O&M letter done	Feb-2012
30,378	Other	SARCOM INC				62.44	921004	10008188-00	HP LE1901WM 19IN WIDE LCD MONITOR -MON SBY ((start date is February 27 for our contractor Angela Thompson N100065 located at LG&E Center- Basement , department : Corporate Facility Services , O&M letter done	Feb-2012
30,379	Other	SARCOM INC				5.58	921004	10008188-00	APC PERSONAL SERIES 7 OUTLET ((start date is February 27 for our contractor Angela Thompson N100065 located at LG&E Center- Basement , department : Corporate Facility Services , O&M letter done	Feb-2012
30,380	Other	SARCOM INC				1.99	921004	10008188-00	14FT CAT6 550 MHZ SNAGLESS PATCH CABLE - BLUE (start date is February 27 for our contractor Angela Thompson N100065 located at LG&E Center- Basement , department : Corporate Facility Services , O&M letter done	Feb-2012
30,381	Other	SAS INSTITUTE INC				4,588.36	908901	6022980	JMP Software Training	Jun-2011
30,382	Other	SAS INSTITUTE INC				1,542.86	908901	6023597	JMP Training	JUL-2011

KENTUCKY UTILITIES COMPANY
Case No. 2012- 00221
Analysis of Professional Services Expenses For the Test Year

(A)	(B)	(C)	(D)	(E)	(F)	(G)	(H)	(I)		
Line No.	Type	Vendor	Rate Case	Audit	Other	Total	Account	Invoice	Description	Period
30,383	Other	SCEPTRE MECHANICAL INC				942.48	511100	814032	LABOR TO REPAIR SIX INTAKE ASSEMBLIES	Jun-2011
30,384	Other	SCEPTRE MECHANICAL INC				12,957.67	512100	814042	LABOR TO REPAIR 30" A1 SP KINNEY STRAINER, S/N 3456	JUL-2011
30,385	Other	SCEPTRE MECHANICAL INC				628.32	512017	814134	LABOR TO REPAIR FOUR ASH GATES	JUL-2011
30,386	Other	SCEPTRE MECHANICAL INC				1,115.02	512017	814278	LABOR TO REPAIR (7) INTAKE ASSEMBLIES,(KU#029589)	AUG-2011
30,387	Other	SCEPTRE MECHANICAL INC				433.39	512100	814300	LABOR	SEP-2011
30,388	Other	SCEPTRE MECHANICAL INC				1,085.00	512017	814433	LABOR TO REPAIR FIVE ASH GATES	OCT-2011
30,389	Other	SCEPTRE MECHANICAL INC				289.00	512017	814521	LABOR TO REPAIR ONE ASH GATE	NOV-2011
30,390	Other	SCEPTRE MECHANICAL INC				701.25	512017	814954	LABOR TO REPAIR (3) ASH GATES	Feb-2012
30,391	Other	SCEPTRE MECHANICAL INC				1,100.00	512017	815123	LABOR TO REPAIR FOUR ASH GATES	MAR-2012
30,392	Other	SCEPTRE MECHANICAL INC				56,404.17	512100	815160	LABOR TO REPAIR 6" STACK DISC VALVE FOR 1-1 BOILER FEED PUMP (All Labor)	MAR-2012
30,393	Other	SCHNEIDER ELECTRIC USA INC				2,700.00	513100	3024153001	INSPECT/REPAIR 25 KV SQUARE D BREAKER	SEP-2011
30,394	Other	SCOTT INDUSTRIAL SYSTEMS INC				883.33	513100	3909500	REPAIR PUMP, SERIAL #10502IA1	JUL-2011
30,395	Other	SCOTT INDUSTRIAL SYSTEMS INC				817.88	513100	3916900	CLEAN UNIT, REPLACE SHAFT & BEARINGS, RESEAL & TEST	AUG-2011
30,396	Other	SCREENING SYSTEMS INTERNATIONAL INC				1,640.00	513100	11879	LABOR TO MAKE REPAIRS TO DRIVE SYSTEM ON FMC, 4-POST, 4' X 79' TWS	APR-2011
30,397	Other	SCREENING SYSTEMS INTERNATIONAL INC				25,305.00	513100	11880	LABOR TO REBUILD 1-1 TRAVELING WATER SCREEN	APR-2011
30,398	Other	SCREENING SYSTEMS INTERNATIONAL INC				21,809.00	513100	12183	LABOR TO REBUILD WEAR PARTS FROM OUR 3-1 TRAVELING WATER SCREEN	OCT-2011
30,399	Other	SECURITAS SECURITY SERVICES USA INC				49.20	923100	5017147ADJ	Securitas Security Services for E.ON US Center for contract term 2010-2015	AUG-2011
30,400	Other	SECURITAS SECURITY SERVICES USA INC				64.21	923100	E1976362	Securitas Security Services for E.ON US Center for contract term 2010-2015	MAY-2011
30,401	Other	SECURITAS SECURITY SERVICES USA INC				3,450.13	923100	E1976366	Securitas Security Services for KU Ghent invoices for contract terms 2010-2015	MAY-2011
30,402	Other	SECURITAS SECURITY SERVICES USA INC				1,910.32	923100	E1976368	Securitas Security Services for KU E W Brown invoices for contract terms 2010-2015	MAY-2011
30,403	Other	SECURITAS SECURITY SERVICES USA INC				18,626.72	923100	E1976666	Securitas Security Services for KU Ghent invoices for contract terms 2010-2015	MAY-2011
30,404	Other	SECURITAS SECURITY SERVICES USA INC				12,067.15	923100	E1976666	Securitas Security Services for KU E W Brown invoices for contract terms 2010-2015	MAY-2011
30,405	Other	SECURITAS SECURITY SERVICES USA INC				8,548.08	923100	E1976666	Securitas Security Services for KU Green River invoices for contract terms 2010-2015	MAY-2011
30,406	Other	SECURITAS SECURITY SERVICES USA INC				5,135.12	923100	E1976666	Securitas Security Services for KU Tyrone invoices for contract terms 2010-2015	MAY-2011
30,407	Other	SECURITAS SECURITY SERVICES USA INC				3,776.08	923100	E1976666	Securitas Security Services for KU One Quality invoices for contract terms 2010-2015	MAY-2011
30,408	Other	SECURITAS SECURITY SERVICES USA INC				5,849.72	923100	E1976667	Securitas Security Services for E.ON US Center for contract term 2010-2015	MAY-2011
30,409	Other	SECURITAS SECURITY SERVICES USA INC				1,276.72	923100	E1976667	Securitas Security Services for administrative support for contract term 2010-2015	MAY-2011
30,410	Other	SECURITAS SECURITY SERVICES USA INC				65.16	923100	E1996694	Securitas Security Services for E.ON US Center for contract term 2010-2015	MAY-2011
30,411	Other	SECURITAS SECURITY SERVICES USA INC				85.46	923100	E1996708	Securitas Security Services for E.ON US Center for contract term 2010-2015	MAY-2011
30,412	Other	SECURITAS SECURITY SERVICES USA INC				2,570.34	923100	E1999990	Securitas Security Services for KU Ghent invoices for contract terms 2010-2015	Jun-2011
30,413	Other	SECURITAS SECURITY SERVICES USA INC				1,839.12	923100	E1999992	Securitas Security Services for KU E W Brown invoices for contract terms 2010-2015	Jun-2011
30,414	Other	SECURITAS SECURITY SERVICES USA INC				18,646.52	923100	E2000461	Securitas Security Services for KU Ghent invoices for contract terms 2010-2015	Jun-2011
30,415	Other	SECURITAS SECURITY SERVICES USA INC				11,504.90	923100	E2000461	Securitas Security Services for KU E W Brown invoices for contract terms 2010-2015	Jun-2011
30,416	Other	SECURITAS SECURITY SERVICES USA INC				8,641.84	923100	E2000461	Securitas Security Services for KU Green River invoices for contract terms 2010-2015	Jun-2011
30,417	Other	SECURITAS SECURITY SERVICES USA INC				5,145.91	923100	E2000461	Securitas Security Services for KU Tyrone invoices for contract terms 2010-2015	Jun-2011
30,418	Other	SECURITAS SECURITY SERVICES USA INC				3,773.95	923100	E2000461	Securitas Security Services for KU One Quality invoices for contract terms 2010-2015	Jun-2011
30,419	Other	SECURITAS SECURITY SERVICES USA INC				5,636.56	923100	E2000462	Securitas Security Services for E.ON US Center for contract term 2010-2015	Jun-2011
30,420	Other	SECURITAS SECURITY SERVICES USA INC				793.00	923100	E2000462	Securitas Security Services for administrative support for contract term 2010-2015	Jun-2011
30,421	Other	SECURITAS SECURITY SERVICES USA INC				189.72	923100	E2005222	Securitas Security Services for E.ON US Center for contract term 2010-2015	Jun-2011
30,422	Other	SECURITAS SECURITY SERVICES USA INC				1,194.15	923100	E2025992	Securitas Security Services for KU Ghent invoices for contract terms 2010-2015	JUL-2011
30,423	Other	SECURITAS SECURITY SERVICES USA INC				2,210.72	923100	E2025994	Securitas Security Services for KU E W Brown invoices for contract terms 2010-2015	JUL-2011
30,424	Other	SECURITAS SECURITY SERVICES USA INC				23,277.16	923100	E2026104	Securitas Security Services for KU Ghent invoices for contract terms 2010-2015	JUL-2011
30,425	Other	SECURITAS SECURITY SERVICES USA INC				14,645.55	923100	E2026104	Securitas Security Services for KU E W Brown invoices for contract terms 2010-2015	JUL-2011
30,426	Other	SECURITAS SECURITY SERVICES USA INC				11,069.84	923100	E2026104	Securitas Security Services for KU Green River invoices for contract terms 2010-2015	JUL-2011
30,427	Other	SECURITAS SECURITY SERVICES USA INC				6,497.36	923100	E2026104	Securitas Security Services for KU Tyrone invoices for contract terms 2010-2015	JUL-2011

KENTUCKY UTILITIES COMPANY
Case No. 2012- 00221
Analysis of Professional Services Expenses For the Test Year

(A)	(B)	(C)	(D)	(E)	(F)	(G)	(H)	(I)		
Line No.	Type	Vendor	Rate Case	Audit	Other	Total	Account	Invoice	Description	Period
30,428	Other	SECURITAS SECURITY SERVICES USA INC				4,546.44	923100	E2026104	Securitas Security Services for KU One Quality invoices for contract terms 2010-2015	JUL-2011
30,429	Other	SECURITAS SECURITY SERVICES USA INC				7,180.27	923100	E2026105	Securitas Security Services for E.ON US Center for contract term 2010-2015	JUL-2011
30,430	Other	SECURITAS SECURITY SERVICES USA INC				1,307.19	923100	E2026105	Securitas Security Services for administrative support for contract term 2010-2015	JUL-2011
30,431	Other	SECURITAS SECURITY SERVICES USA INC				60.35	923100	E2042852	Securitas Security Services for E.ON US Center for contract term 2010-2015	JUL-2011
30,432	Other	SECURITAS SECURITY SERVICES USA INC				1,770.26	923100	E2055699	Securitas Security Services for KU E W Brown invoices for contract terms 2010-2015	AUG-2011
30,433	Other	SECURITAS SECURITY SERVICES USA INC				18,801.94	923100	E2057655	Securitas Security Services for KU Ghent invoices for contract terms 2010-2015	AUG-2011
30,434	Other	SECURITAS SECURITY SERVICES USA INC				11,857.42	923100	E2057655	Securitas Security Services for KU E W Brown invoices for contract terms 2010-2015	AUG-2011
30,435	Other	SECURITAS SECURITY SERVICES USA INC				8,813.32	923100	E2057655	Securitas Security Services for KU Green River invoices for contract terms 2010-2015	AUG-2011
30,436	Other	SECURITAS SECURITY SERVICES USA INC				5,221.36	923100	E2057655	Securitas Security Services for KU Tyrone invoices for contract terms 2010-2015	AUG-2011
30,437	Other	SECURITAS SECURITY SERVICES USA INC				3,549.76	923100	E2057655	Securitas Security Services for KU One Quality invoices for contract terms 2010-2015	AUG-2011
30,438	Other	SECURITAS SECURITY SERVICES USA INC				5,894.96	923100	E2057656	Securitas Security Services for E.ON US Center for contract term 2010-2015	AUG-2011
30,439	Other	SECURITAS SECURITY SERVICES USA INC				1,080.81	923100	E2057656	Securitas Security Services for administrative support for contract term 2010-2015	AUG-2011
30,440	Other	SECURITAS SECURITY SERVICES USA INC				1,828.92	923100	E2077906	Securitas Security Services for KU E W Brown invoices for contract terms 2010-2015	AUG-2011
30,441	Other	SECURITAS SECURITY SERVICES USA INC				18,729.70	923100	E2078282	Securitas Security Services for KU Ghent invoices for contract terms 2010-2015	AUG-2011
30,442	Other	SECURITAS SECURITY SERVICES USA INC				11,905.51	923100	E2078282	Securitas Security Services for KU E W Brown invoices for contract terms 2010-2015	AUG-2011
30,443	Other	SECURITAS SECURITY SERVICES USA INC				8,677.76	923100	E2078282	Securitas Security Services for KU Green River invoices for contract terms 2010-2015	AUG-2011
30,444	Other	SECURITAS SECURITY SERVICES USA INC				5,163.93	923100	E2078282	Securitas Security Services for KU Tyrone invoices for contract terms 2010-2015	AUG-2011
30,445	Other	SECURITAS SECURITY SERVICES USA INC				3,705.79	923100	E2078282	Securitas Security Services for KU One Quality invoices for contract terms 2010-2015	AUG-2011
30,446	Other	SECURITAS SECURITY SERVICES USA INC				5,785.05	923100	E2078283	Securitas Security Services for E.ON US Center for contract term 2010-2015	AUG-2011
30,447	Other	SECURITAS SECURITY SERVICES USA INC				980.39	923100	E2078283	Securitas Security Services for administrative support for contract term 2010-2015	AUG-2011
30,448	Other	SECURITAS SECURITY SERVICES USA INC				15.38	923100	E2101755	Securitas Security Services for E.ON US Center for contract term 2010-2015	SEP-2011
30,449	Other	SECURITAS SECURITY SERVICES USA INC				2,241.36	923100	E2101761	Securitas Security Services for KU E W Brown invoices for contract terms 2010-2015	SEP-2011
30,450	Other	SECURITAS SECURITY SERVICES USA INC				23,206.48	923100	E2102049	Securitas Security Services for KU Ghent invoices for contract terms 2010-2015	SEP-2011
30,451	Other	SECURITAS SECURITY SERVICES USA INC				14,291.17	923100	E2102049	Securitas Security Services for KU E W Brown invoices for contract terms 2010-2015	SEP-2011
30,452	Other	SECURITAS SECURITY SERVICES USA INC				10,993.12	923100	E2102049	Securitas Security Services for KU Green River invoices for contract terms 2010-2015	SEP-2011
30,453	Other	SECURITAS SECURITY SERVICES USA INC				6,517.60	923100	E2102049	Securitas Security Services for KU Tyrone invoices for contract terms 2010-2015	SEP-2011
30,454	Other	SECURITAS SECURITY SERVICES USA INC				4,558.60	923100	E2102049	Securitas Security Services for KU One Quality invoices for contract terms 2010-2015	SEP-2011
30,455	Other	SECURITAS SECURITY SERVICES USA INC				7,362.04	923100	E2102050	Securitas Security Services for E.ON US Center for contract term 2010-2015	SEP-2011
30,456	Other	SECURITAS SECURITY SERVICES USA INC				1,184.64	923100	E2102050	Securitas Security Services for administrative support for contract term 2010-2015	SEP-2011
30,457	Other	SECURITAS SECURITY SERVICES USA INC				1,834.64	923100	E2131928	Securitas Security Services for KU E W Brown invoices for contract terms 2010-2015	NOV-2011
30,458	Other	SECURITAS SECURITY SERVICES USA INC				18,587.59	923100	E2132575	Securitas Security Services for KU Ghent invoices for contract terms 2010-2015	NOV-2011
30,459	Other	SECURITAS SECURITY SERVICES USA INC				11,885.36	923100	E2132575	Securitas Security Services for KU E W Brown invoices for contract terms 2010-2015	NOV-2011
30,460	Other	SECURITAS SECURITY SERVICES USA INC				8,686.64	923100	E2132575	Securitas Security Services for KU Green River invoices for contract terms 2010-2015	NOV-2011
30,461	Other	SECURITAS SECURITY SERVICES USA INC				5,121.44	923100	E2132575	Securitas Security Services for KU Tyrone invoices for contract terms 2010-2015	NOV-2011
30,462	Other	SECURITAS SECURITY SERVICES USA INC				3,803.68	923100	E2132575	Securitas Security Services for KU One Quality invoices for contract terms 2010-2015	NOV-2011
30,463	Other	SECURITAS SECURITY SERVICES USA INC				5,855.48	923100	E2132576	Securitas Security Services for E.ON US Center for contract term 2010-2015	NOV-2011
30,464	Other	SECURITAS SECURITY SERVICES USA INC				1,039.97	923100	E2132576	Securitas Security Services for administrative support for contract term 2010-2015	NOV-2011
30,465	Other	SECURITAS SECURITY SERVICES USA INC				62.58	923100	E2144939	Securitas Security Services for E.ON US Center for contract term 2010-2015	NOV-2011
30,466	Other	SECURITAS SECURITY SERVICES USA INC				1,365.46	923100	E2144940	Securitas Security Services for E.ON US Center for contract term 2010-2015	NOV-2011
30,467	Other	SECURITAS SECURITY SERVICES USA INC				82.14	923100	E2156644	Securitas Security Services for E.ON US Center for contract term 2010-2015	NOV-2011
30,468	Other	SECURITAS SECURITY SERVICES USA INC				1,836.16	923100	E2156649	Securitas Security Services for KU E W Brown invoices for contract terms 2010-2015	NOV-2011
30,469	Other	SECURITAS SECURITY SERVICES USA INC				18,713.80	923100	E2157526	Securitas Security Services for KU Ghent invoices for contract terms 2010-2015	NOV-2011

KENTUCKY UTILITIES COMPANY
Case No. 2012- 00221
Analysis of Professional Services Expenses For the Test Year

(A)	(B)	(C)	(D)	(E)	(F)	(G)	(H)	(I)		
Line No.	Type	Vendor	Rate Case	Audit	Other	Total	Account	Invoice	Description	Period
30,470	Other	SECURITAS SECURITY SERVICES USA INC				12,063.68	923100	E2157526	Securitas Security Services for KU E W Brown invoices for contract terms 2010-2015	NOV-2011
30,471	Other	SECURITAS SECURITY SERVICES USA INC				8,723.35	923100	E2157526	Securitas Security Services for KU Green River invoices for contract terms 2010-2015	NOV-2011
30,472	Other	SECURITAS SECURITY SERVICES USA INC				5,177.91	923100	E2157526	Securitas Security Services for KU Tyrone invoices for contract terms 2010-2015	NOV-2011
30,473	Other	SECURITAS SECURITY SERVICES USA INC				3,765.92	923100	E2157526	Securitas Security Services for KU One Quality invoices for contract terms 2010-2015	NOV-2011
30,474	Other	SECURITAS SECURITY SERVICES USA INC				5,821.92	923100	E2157527	Securitas Security Services for E.ON US Center for contract term 2010-2015	NOV-2011
30,475	Other	SECURITAS SECURITY SERVICES USA INC				1,024.64	923100	E2170523	Securitas Security Services for administrative support for contract term 2010-2015	NOV-2011
30,476	Other	SECURITAS SECURITY SERVICES USA INC				164.10	923100	E2170523	Securitas Security Services for E.ON US Center for contract term 2010-2015	Dec-2011
30,477	Other	SECURITAS SECURITY SERVICES USA INC				1,703.12	923100	E2181322	Securitas Security Services for KU E W Brown invoices for contract terms 2010-2015	Jan-2012
30,478	Other	SECURITAS SECURITY SERVICES USA INC				23,091.56	923100	E2184337	Securitas Security Services for KU Ghent invoices for contract terms 2010-2015	Jan-2012
30,479	Other	SECURITAS SECURITY SERVICES USA INC				14,556.77	923100	E2184337	Securitas Security Services for KU E W Brown invoices for contract terms 2010-2015	Jan-2012
30,480	Other	SECURITAS SECURITY SERVICES USA INC				10,945.60	923100	E2184337	Securitas Security Services for KU Green River invoices for contract terms 2010-2015	Jan-2012
30,481	Other	SECURITAS SECURITY SERVICES USA INC				6,518.21	923100	E2184337	Securitas Security Services for KU Tyrone invoices for contract terms 2010-2015	Jan-2012
30,482	Other	SECURITAS SECURITY SERVICES USA INC				3,953.50	923100	E2184337	Securitas Security Services for KU One Quality invoices for contract terms 2010-2015	Jan-2012
30,483	Other	SECURITAS SECURITY SERVICES USA INC				7,224.66	923100	E2184338	Securitas Security Services for E.ON US Center for contract term 2010-2015	Jan-2012
30,484	Other	SECURITAS SECURITY SERVICES USA INC				1,428.63	923100	E2184338	Securitas Security Services for administrative support for contract term 2010-2015	Jan-2012
30,485	Other	SECURITAS SECURITY SERVICES USA INC				48.48	923100	E2195703	Securitas Security Services for E.ON US Center for contract term 2010-2015	Jan-2012
30,486	Other	SECURITAS SECURITY SERVICES USA INC				1,602.90	923100	E2211277	Securitas Security Services for KU E W Brown invoices for contract terms 2010-2015	Feb-2012
30,487	Other	SECURITAS SECURITY SERVICES USA INC				18,801.18	923100	E2212977	Securitas Security Services for KU Ghent invoices for contract terms 2010-2015	Feb-2012
30,488	Other	SECURITAS SECURITY SERVICES USA INC				11,456.88	923100	E2212977	Securitas Security Services for KU E W Brown invoices for contract terms 2010-2015	Feb-2012
30,489	Other	SECURITAS SECURITY SERVICES USA INC				9,013.79	923100	E2212977	Securitas Security Services for KU Green River invoices for contract terms 2010-2015	Feb-2012
30,490	Other	SECURITAS SECURITY SERVICES USA INC				5,630.33	923100	E2212977	Securitas Security Services for KU Tyrone invoices for contract terms 2010-2015	Feb-2012
30,491	Other	SECURITAS SECURITY SERVICES USA INC				3,307.71	923100	E2212977	Securitas Security Services for KU One Quality invoices for contract terms 2010-2015	Feb-2012
30,492	Other	SECURITAS SECURITY SERVICES USA INC				5,704.18	923100	E2212978	Securitas Security Services for E.ON US Center for contract term 2010-2015	Feb-2012
30,493	Other	SECURITAS SECURITY SERVICES USA INC				1,089.59	923100	E2212978	Securitas Security Services for administrative support for contract term 2010-2015	Feb-2012
30,494	Other	SECURITAS SECURITY SERVICES USA INC				87.49	923100	E2216901	Securitas Security Services for E.ON US Center for contract term 2010-2015	Feb-2012
30,495	Other	SECURITAS SECURITY SERVICES USA INC				90.38	923100	E2235124	Securitas Security Services for E.ON US Center for contract term 2010-2015	MAR-2012
30,496	Other	SECURITAS SECURITY SERVICES USA INC				1,854.40	923100	E2235129	Securitas Security Services for KU E W Brown invoices for contract terms 2010-2015	MAR-2012
30,497	Other	SECURITAS SECURITY SERVICES USA INC				18,716.94	923100	E2235184	Securitas Security Services for KU Ghent invoices for contract terms 2010-2015	MAR-2012
30,498	Other	SECURITAS SECURITY SERVICES USA INC				11,387.39	923100	E2235184	Securitas Security Services for KU E W Brown invoices for contract terms 2010-2015	MAR-2012
30,499	Other	SECURITAS SECURITY SERVICES USA INC				8,758.08	923100	E2235184	Securitas Security Services for KU Green River invoices for contract terms 2010-2015	MAR-2012
30,500	Other	SECURITAS SECURITY SERVICES USA INC				5,073.31	923100	E2235184	Securitas Security Services for KU Tyrone invoices for contract terms 2010-2015	MAR-2012
30,501	Other	SECURITAS SECURITY SERVICES USA INC				3,843.08	923100	E2235184	Securitas Security Services for KU One Quality invoices for contract terms 2010-2015	MAR-2012
30,502	Other	SECURITAS SECURITY SERVICES USA INC				5,867.18	923100	E2235185	Securitas Security Services for E.ON US Center for contract term 2010-2015	MAR-2012
30,503	Other	SECURITAS SECURITY SERVICES USA INC				1,070.46	923100	E2235185	Securitas Security Services for administrative support for contract term 2010-2015	MAR-2012
30,504	Other	SECURITAS SECURITY SERVICES USA INC				601.69	923100	E2247633	Securitas Security Services for KU Ghent invoices for contract terms 2010-2015	MAR-2012
30,505	Other	SECURITAS SECURITY SERVICES USA INC				7,864.49	923100	J703-0020-0312 Adjustment USD	Securitas Security	MAR-2012
30,506	Other	SECURITAS SECURITY SERVICES USA INC				6,072.58	923100	J703-0020-0312 Adjustment USD	Securitas Security	MAR-2012
30,507	Other	SECURITAS SECURITY SERVICES USA INC				6,072.58	923100	J703-0020-0312 Adjustment USD	Securitas Security	MAR-2012
30,508	Other	SECURITAS SECURITY SERVICES USA INC				3,782.92	923100	J703-0020-0312 Adjustment USD	Securitas Security	MAR-2012
30,509	Other	SECURITAS SECURITY SERVICES USA INC				2,289.66	923100	J703-0020-0312 Adjustment USD	Securitas Security	MAR-2012
30,510	Other	SECURITAS SECURITY SERVICES USA INC				2,090.56	923100	J703-0020-0312 Adjustment USD	Securitas Security	MAR-2012
30,511	Other	SECURITAS SECURITY SERVICES USA INC				1,791.91	923100	J703-0020-0312 Adjustment USD	Securitas Security	MAR-2012
30,512	Other	SECURITAS SECURITY SERVICES USA INC				(15,310.00)	923100	Reverses *J703-0020-0311 Adjustment USD	Securitas Security	APR-2011
30,513	Other	SECURITAS SECURITY SERVICES USA INC				(11,835.00)	923100	Reverses *J703-0020-0311 Adjustment USD	Securitas Security	APR-2011
30,514	Other	SECURITAS SECURITY SERVICES USA INC				(11,800.00)	923100	Reverses *J703-0020-0311 Adjustment USD	Securitas Security	APR-2011

KENTUCKY UTILITIES COMPANY
Case No. 2012- 00221
Analysis of Professional Services Expenses For the Test Year

(A)	(B)	(C)	(D)	(E)	(F)	(G)	(H)	(I)		
Line No.	Type	Vendor	Rate Case	Audit	Other	Total	Account	Invoice	Description	Period
30,515	Other	SECURITAS SECURITY SERVICES USA INC				(7,356.00)	923100	Reverses *J703-0020-0311 Adjustment USD	Securitas Security	APR-2011
30,516	Other	SECURITAS SECURITY SERVICES USA INC				(4,420.00)	923100	Reverses *J703-0020-0311 Adjustment USD	Securitas Security	APR-2011
30,517	Other	SECURITAS SECURITY SERVICES USA INC				(4,000.00)	923100	Reverses *J703-0020-0311 Adjustment USD	Securitas Security	APR-2011
30,518	Other	SECURITAS SECURITY SERVICES USA INC				(3,450.00)	923100	Reverses *J703-0020-0311 Adjustment USD	Securitas Security	APR-2011
30,519	Other	SED IT LLC				1,341.00	921903	20116	v3 ITIL Foundation Course and Exam April 19-21, 2011	MAY-2011
30,520	Other	SED IT LLC				454.32	921903	20116	v3 ITIL Foundation Course and Exam April 19-21, 2011	MAY-2011
30,521	Other	SED IT LLC				454.32	921903	20116	v3 ITIL Foundation Course and Exam April 19-21, 2011	MAY-2011
30,522	Other	SED IT LLC				454.32	921903	20116	v3 ITIL Foundation Course and Exam April 19-21, 2011	MAY-2011
30,523	Other	SED IT LLC				450.00	921903	20116	v3 ITIL Foundation Course and Exam April 19-21, 2011	MAY-2011
30,524	Other	SED IT LLC				446.67	921903	20116	v3 ITIL Foundation Course and Exam April 19-21, 2011	MAY-2011
30,525	Other	SED IT LLC				446.67	921903	20116	v3 ITIL Foundation Course and Exam April 19-21, 2011	MAY-2011
30,526	Other	SERCO INC				994.83	580100	9817001KU0001	Fleet Maintenance Services	MAY-2011
30,527	Other	SERCO INC				85.48	593002	9817001KU0001	Fleet Maintenance Services	MAY-2011
30,528	Other	SERCO INC				68.38	588100	9817001KU0001	Fleet Maintenance Services	MAY-2011
30,529	Other	SERCO INC				1,538.54	580100	9817001KU0002	Fleet Maintenance Services	Jun-2011
30,530	Other	SERCO INC				1,059.55	588100	9817001KU0002	Fleet Maintenance Services	Jun-2011
30,531	Other	SERCO INC				307.72	593002	9817001KU0002	Fleet Maintenance Services	Jun-2011
30,532	Other	SERCO INC				68.38	593002	9817001KU0003	Fleet Maintenance Services	JUL-2011
30,533	Other	SERCO INC				34.19	588100	9817001KU0003	Fleet Maintenance Services	JUL-2011
30,534	Other	SERCO INC				51.29	593002	9817001KU0004	Fleet Maintenance Services	AUG-2011
30,535	Other	SERCO INC				1,795.42	580100	9817001KU0005	Fleet Maintenance Services	SEP-2011
30,536	Other	SERCO INC				256.44	593002	9817001KU0005	Fleet Maintenance Services	SEP-2011
30,537	Other	SERCO INC				1,006.86	588100	9817001KU0006	Fleet Maintenance Services	OCT-2011
30,538	Other	SERCO INC				469.41	593002	9817001KU0006	Fleet Maintenance Services	OCT-2011
30,539	Other	SERCO INC				17.10	593002	9817001KU0006	Fleet Maintenance Services	OCT-2011
30,540	Other	SERCO INC				615.41	570100	9817001KU0007	Fleet Maintenance Services	NOV-2011
30,541	Other	SERCO INC				261.25	506100	9817001KU0007	Fleet Maintenance Services	NOV-2011
30,542	Other	SERCO INC				170.95	593002	9817001KU0007	Fleet Maintenance Services	NOV-2011
30,543	Other	SERCO INC				119.67	593002	9817001KU0007	Fleet Maintenance Services	NOV-2011
30,544	Other	SERCO INC				846.46	588100	9817001KU0008	Fleet Maintenance Services	Dec-2011
30,545	Other	SERCO INC				689.70	588100	9817001KU0008	Fleet Maintenance Services	Dec-2011
30,546	Other	SERCO INC				188.05	593002	9817001KU0008	Fleet Maintenance Services	Dec-2011
30,547	Other	SERCO INC				376.09	593002	9817001KU0009	Fleet Maintenance Services	Jan-2012
30,548	Other	SERCO INC				290.67	593002	9817001KU0009	Fleet Maintenance Services	Jan-2012
30,549	Other	SERCO INC				125.39	593002	9817001KU0010	Fleet Maintenance Services	Feb-2012
30,550	Other	SERCO INC				34.19	588100	9817001KU0010	Fleet Maintenance Services	Feb-2012
30,551	Other	SERCO INC				1,734.08	588100	9850001KU0071	KU Fleet Maintenance	APR-2011
30,552	Other	SERCO INC				180.72	593002	9850001KU0071	KU Fleet Maintenance	APR-2011
30,553	Other	SERCO INC				75.30	588100	9850001KU0071	KU Fleet Maintenance	APR-2011
30,554	Other	SERCO INC				556.17	588100	9850001KU0072	KU Fleet Maintenance	APR-2011
30,555	Other	SERCO INC				165.66	588100	9850001KU0072	KU Fleet Maintenance	APR-2011
30,556	Other	SERCO INC				105.42	514100	9850001KU0072	KU Fleet Maintenance	APR-2011
30,557	Other	SERVICEMASTER ADVANCED COMMERCIAL SRVCS				678.50	921004	76062	Service Master Carpet Service for LG&E Center	OCT-2011
30,558	Other	SERVICEMASTER ADVANCED COMMERCIAL SRVCS				427.80	921004	76077	Service Master Carpet Service for LG&E Center	OCT-2011
30,559	Other	SERVICEMASTER ADVANCED COMMERCIAL SRVCS				453.10	921004	76126	Service Master Carpet Service for LG&E Center	NOV-2011
30,560	Other	SERVICEMASTER ADVANCED COMMERCIAL SRVCS				443.90	921004	76157	Service Master Carpet Service for LG&E Center	Dec-2011
30,561	Other	SERVICEMASTER ADVANCED COMMERCIAL SRVCS				441.60	921004	76204	Service Master Carpet Service for LG&E Center	Dec-2011
30,562	Other	SERVICEMASTER ADVANCED COMMERCIAL SRVCS				368.00	921004	76209	Service Master Carpet Service for LG&E Center	Dec-2011
30,563	Other	SERVICEMASTER ADVANCED COMMERCIAL SRVCS				529.00	921004	76241	CORRECT ACCT / Service Master Carpet Service for LG&E Center	Jan-2012
30,564	Other	SERVICEMASTER ADVANCED COMMERCIAL SRVCS				269.10	921004	76296	Service Master Carpet Service for LG&E Center	Jan-2012
30,565	Other	SERVICEMASTER ADVANCED COMMERCIAL SRVCS				443.90	921004	76312	Service Master Carpet Service for LG&E Center	Jan-2012
30,566	Other	SERVICEMASTER ADVANCED COMMERCIAL SRVCS				443.90	921004	76387	Service Master Carpet Service for LG&E Center	MAR-2012
30,567	Other	SERVICES UNLIMITED				650.06	930101	JUDYCA08292011	RESTOCKING OF KY STATE FAIR BOOTH	NOV-2011
30,568	Other	SET INDUSTRIAL SERVICES INC				3,458.00	511100	SI11195	Labor necessary to perform industrial cleaning of vacuuming material from oil separator pit and taking material to coal pil on 06/01/11-06/03/11	Jun-2011
30,569	Other	SET INDUSTRIAL SERVICES INC				2,077.00	511100	SI11195	Equipment necessary to perform industrial cleaning of vacuuming material from oil separator pit and taking material to coal pil on 06/01/11-06/03/11	Jun-2011
30,570	Other	SET INDUSTRIAL SERVICES INC				87.77	511100	SI11195	6" Field Tile	Jun-2011
30,571	Other	SET INDUSTRIAL SERVICES INC				885.00	512100	SI11265	Labor necessary to vacuum media vessel, coal yard floor and sumps on 07/28/11X	AUG-2011
30,572	Other	SET INDUSTRIAL SERVICES INC				502.50	512100	SI11265	Vacuum truck	AUG-2011

KENTUCKY UTILITIES COMPANY
Case No. 2012- 00221
Analysis of Professional Services Expenses For the Test Year

(A)	(B)	(C)	(D)	(E)	(F)	(G)	(H)	(I)		
Line No.	Type	Vendor	Rate Case	Audit	Other	Total	Account	Invoice	Description	Period
30,573	Other	SET INDUSTRIAL SERVICES INC				87.77	512100	S11265	6" field tile	AUG-2011
30,574	Other	SET INDUSTRIAL SERVICES INC				8,856.50	512100	S11398	Labor to perform Industrial Cleaning during the Unit 4 outage	MAY-2011
30,575	Other	SET INDUSTRIAL SERVICES INC				3,136.27	512100	S11398	Equipment/material to perform Industrial Cleaning during the Unit 4 outage	MAY-2011
30,576	Other	SET INDUSTRIAL SERVICES INC				1,593.00	512100	S11804	Labor necessary to set up/vacuum No. 5 blr. penthouse	SEP-2011
30,577	Other	SET INDUSTRIAL SERVICES INC				703.50	512100	S11804	Vacuum truck necessary to vacuum No. 5 blr. penthouse	SEP-2011
30,578	Other	SET INDUSTRIAL SERVICES INC				2,875.50	512100	S11907	Technician (Bunkers) - Labor to vacuum coal from bunkers/hoppers - 9/18/& 9/19	OCT-2011
30,579	Other	SET INDUSTRIAL SERVICES INC				1,809.00	512100	S11907	Vacuum Truck (Bunkers) - Equipment necessary to vacuum coal from bunkers/hoppers - 9/18/& 9/19	OCT-2011
30,580	Other	SET INDUSTRIAL SERVICES INC				1,313.50	512100	S11907	Supervisor (Bunkers) -- Labor Labor to vacuum coal from bunkers/hoppers on 9/18 & 9/19	OCT-2011
30,581	Other	SET INDUSTRIAL SERVICES INC				769.50	512100	S11908	Technician (Mills) - Labor to vacuum out each ball mill & general clean up on bottom floor - 9/20	OCT-2011
30,582	Other	SET INDUSTRIAL SERVICES INC				536.00	512100	S11908	Vacuum Truck (Mills) - Equipment necessary to vacuum out each ball mill & general clean up on bottom floor - 9/20	OCT-2011
30,583	Other	SET INDUSTRIAL SERVICES INC				351.50	512100	S11908	Supervisor (Mills) - Labor to vacuum out each ball mill & general clean up on bottom floor - 9/20	OCT-2011
30,584	Other	SET INDUSTRIAL SERVICES INC				459.00	512100	S11909	Technician (Coal conveyor belt) - Labor to vacuum coal conveyor belt - 9/20	OCT-2011
30,585	Other	SET INDUSTRIAL SERVICES INC				335.00	512100	S11909	Vacuum Truck (Coal conveyor belt) - Equipment necessary to vacuum coal conveyor belt on 9/20.	OCT-2011
30,586	Other	SET INDUSTRIAL SERVICES INC				277.50	512100	S11909	Supervisor (Coal conveyor belt) - Labor to vacuum coal conveyor belt on 9/20	OCT-2011
30,587	Other	SFN Group				(52,203.48)	903930	J017-0020-0711 Adjustment USD	SFN Group - Reimbursement for overbilling	JUL-2011
30,588	Other	SGS NORTH AMERICA INC				4,292.50	501091	12509174	Coal sampling	APR-2011
30,589	Other	SGS NORTH AMERICA INC				3,904.50	501091	12535748	Coal sampling	APR-2011
30,590	Other	SGS NORTH AMERICA INC				4,292.50	501091	12543362	Coal sampling - 04/11/11-04/22/11	MAY-2011
30,591	Other	SGS NORTH AMERICA INC				3,805.50	501091	12566658	Coal sampling from 04/25/11 - 05/06/11	MAY-2011
30,592	Other	SGS NORTH AMERICA INC				719.60	553100	12570267	FUEL OIL SAMPLES FOR 2011	Jun-2011
30,593	Other	SGS NORTH AMERICA INC				3,929.50	501091	12572911	Coal sampling - 05/09/11-05/20/11	Jun-2011
30,594	Other	SGS NORTH AMERICA INC				6,499.63	501091	12600759	Coal sampling - 05/21/11-06/10/11	Jun-2011
30,595	Other	SGS NORTH AMERICA INC				4,292.50	501091	12606132	Coal sampling - 06/13/11-06/24/11	JUL-2011
30,596	Other	SGS NORTH AMERICA INC				3,863.25	501091	12633824	Coal sampling 06/27/11-07/08/11	JUL-2011
30,597	Other	SGS NORTH AMERICA INC				4,292.50	501091	12640025	Coal sampling - 07/11/11-07/22/11	AUG-2011
30,598	Other	SGS NORTH AMERICA INC				4,160.50	501091	12665779	Coal sampling - 07/25/11-08/05/11	AUG-2011
30,599	Other	SGS NORTH AMERICA INC				4,346.38	501091	12672087	Coal sampling - 08/08/11-08/19/11	SEP-2011
30,600	Other	SGS NORTH AMERICA INC				5,964.00	501091	12699534	Coal sampling - 08/22/11-09/09/11	SEP-2011
30,601	Other	SGS NORTH AMERICA INC				4,108.52	501091	12707982	Coal sampling - 09/12/11-09/23/11	OCT-2011
30,602	Other	SGS NORTH AMERICA INC				4,226.50	501091	12733782	Coal sampling - 09/26/11-10/07/11	OCT-2011
30,603	Other	SGS NORTH AMERICA INC				4,292.50	501091	12738890	Coal sampling - 10/10/11-10/21/11	NOV-2011
30,604	Other	SGS NORTH AMERICA INC				4,358.75	501091	12767718	Coal sampling - 10/24/11-11/04/11	NOV-2011
30,605	Other	SGS NORTH AMERICA INC				4,280.00	501091	12773115	Coal sampling from 11/07/11 - 11/18/11	Dec-2011
30,606	Other	SGS NORTH AMERICA INC				5,468.75	501091	12800145	Coal sampling - 11/21/11-12/09/11	Dec-2011
30,607	Other	SGS NORTH AMERICA INC				5,784.88	501091	12809038	Coal sampling - 12/12/11-12/30/11	Jan-2012
30,608	Other	SGS NORTH AMERICA INC				1,651.00	501091	12839918	Coal sampling - 01/03/12-01/06/12	Jan-2012
30,609	Other	SGS NORTH AMERICA INC				5,006.50	501091	12844232	Coal sampling - 01/09/12-01/12/12	Feb-2012
30,610	Other	SGS NORTH AMERICA INC				3,401.00	501091	12871912	Coal sampling - 01/25/12-02/02/12	Feb-2012
30,611	Other	SGS NORTH AMERICA INC				5,230.25	501091	12878286	Coal sampling from 02/06/12 - 02/22/12	MAR-2012
30,612	Other	SGS NORTH AMERICA INC				5,151.00	501091	12904473	Coal sampling from 02/23/12 - 03/09/12	MAR-2012
30,613	Other	SHEWMAKER ELECTRONICS				425.30	593001	00014381	For capacitor control repair	APR-2011
30,614	Other	SHEWMAKER ELECTRONICS				243.50	593001	00014395	For capacitor control repair	APR-2011
30,615	Other	SHEWMAKER ELECTRONICS				816.85	593001	14447	For capacitor control repair	Jun-2011
30,616	Other	SHEWMAKER ELECTRONICS				715.00	593001	00014467	For capacitor control repair	JUL-2011
30,617	Other	SHEWMAKER ELECTRONICS				374.94	593001	00014509	For capacitor control repair	OCT-2011
30,618	Other	SHEWMAKER ELECTRONICS				515.05	593001	00014636	For capacitor control repair	MAR-2012
30,619	Other	SHEWMAKER ELECTRONICS				(25.05)	593001	00014636	CORRECT ACCT / For capacitor control repair	MAR-2012
30,620	Other	Shred-It				(1,850.00)	905002	Reverses *J703-0020-0311 Adjustment USD	Shred-It	APR-2011
30,621	Other	SICK MAIHAK INC				700.00	512005	20864	STANDARD LABOR FOR ABOVE, 7047561	MAY-2011
30,622	Other	SICK MAIHAK INC				875.00	512005	20983	LABOR & MATERIAL TO REPAIR FGD OUTLET GAS FLOW MONITOR	Jun-2011
30,623	Other	SICK MAIHAK INC				700.00	512011	21105	REPAIR OMD41-A3 (PART #1017056) AND SENDER/RECEIVER UNIT OMD41004 (PART #1018882)	Jun-2011
30,624	Other	SICK MAIHAK INC				525.00	512011	21367	LABOR FEE TO DETERMINE UPON EVALUATION THAT BOTH MONITORS WERE UNREPAIRABLE	AUG-2011

KENTUCKY UTILITIES COMPANY
Case No. 2012- 00221
Analysis of Professional Services Expenses For the Test Year

(A)	(B)	(C)	(D)	(E)	(F)	(G)	(H)	(I)		
Line No.	Type	Vendor	Rate Case	Audit	Other	Total	Account	Invoice	Description	Period
30,625	Other	SICK MAIHAK INC				2,755.00	512011	21442	Travel Time - Weekday (Est.)*	AUG-2011
30,626	Other	SICK MAIHAK INC				1,880.13	512011	21442	Air Transportation (Actual + 10%)	AUG-2011
30,627	Other	SICK MAIHAK INC				1,050.00	512011	21442	tech support for installation of stack flow probes labor	AUG-2011
30,628	Other	SICK MAIHAK INC				400.00	512011	21442	Daily Expenses (Est.)*	AUG-2011
30,629	Other	SICK MAIHAK INC				200.00	512011	21442	Ground Transportation (Est.)	AUG-2011
30,630	Other	SICK MAIHAK INC				5,291.74	512011	21642	TROUBLESHOOT MD41. ALL PRICING SHALL REFERENCE2001 SERVICES AND SUPPORT RATES AS INDICATED ON YOUR PROPOSAL 2005010 DATED 7/1/11	AUG-2011
30,631	Other	SIEMENS ENERGY INC				4,500.00	513100	96047886	REPAIR GHENT 1 DIGITAL TORSION MONITOR	MAY-2011
30,632	Other	SIEMENS ENERGY INC				177,608.00	513100	96051288	Milestone #1 - 5% upon signing of Work Authorization	OCT-2011
30,633	Other	SIEMENS ENERGY INC				19,300.00	513100	96055128	DISASSEMBLY, INSPECT, REPAIR AND REASSEMBLY OF THE GHENT 1 MAIN TURBINE/GENERATOR #9 BEARING	MAR-2012
30,634	Other	SIEMENS ENERGY INC				67,750.00	513100	96055389	MOBILIZING AND DEMOBILIZING PERSONNEL AND EQUIPMENT FOR REPAIR WORK ON GHENT 1 MAIN TURBINE #7 & #8 GOVERNOR VALVE SEATS	MAR-2012
30,635	Other	SIEMENS ENERGY INC				30,000.00	513100	J701-0110-0312 Adjustment USD	Siemens Energy Inc	MAR-2012
30,636	Other	SIEMENS INDUSTRY INC				200.00	512100	5565012154	EVALUATE SIEMENS#A1A10000423.00 CIRCUIT BOARD	APR-2011
30,637	Other	SIEMENS INDUSTRY INC				200.00	512100	5565012154	EVALUATE ROBICON P/N 363633.00 CIRCUIT BOARD	APR-2011
30,638	Other	SIEMENS INDUSTRY INC				1,043.37	512100	5565059647	EVALUATE SIEMENS P/N A1A461.J63.01250H POWER CELL	MAY-2011
30,639	Other	SIEMENS INDUSTRY INC				1,500.00	512100	5565219618	EXCHANGE 2) DI TANKS SIZE 744	JUL-2011
30,640	Other	SIEMENS INDUSTRY INC				5,736.00	512005	5565226459	LABOR TO REPAIR 1-4 RECYCLE PUMP GEAR REDUCER	JUL-2011
30,641	Other	SIEMENS INDUSTRY INC				4,105.37	512017	5565391432	Cell Assy 100A S/N 070173	SEP-2011
30,642	Other	SIEMENS INDUSTRY INC				3,066.27	512017	5565391432	Cell Assy 100A S/N 070174	SEP-2011
30,643	Other	SIEMENS INDUSTRY INC				8,574.12	512005	5565404944	LABOR TO INSPECT/REPAIR SR-1-1888913896 S/N 43850560201 GEAR REDUCER	SEP-2011
30,644	Other	SIEMENS INDUSTRY INC				2,204.81	512100	556554256	EVALUATE/REPAIR 1) SIEMENS/ROBICON POWER CELLS P/N 461J63.01.250H/HR9RR29207 S/N 030114	Dec-2011
30,645	Other	SIEMENS INDUSTRY INC				1,500.00	512100	5565585769	EXCHANGE 2) DI TANKS SIZE 744	Dec-2011
30,646	Other	SIEMENS INDUSTRY INC				12,870.00	512005	5565638624	LABOR TO REPAIR INTERNAL COOLER	Feb-2012
30,647	Other	SIEMENS INDUSTRY INC				1,000.00	512005	5565638624	MATERIAL TO REPAIR INTERNAL COOLER	Feb-2012
30,648	Other	SIEMENS INDUSTRY INC				750.00	512100	5565690699	EXCHANGE DEIONIZER BOTTLE	Feb-2012
30,649	Other	SIGN A RAMA DOWNTOWN				48.50	921004	13627	E-ON US Signage	MAY-2011
30,650	Other	SIGN A RAMA DOWNTOWN				16.17	921004	13651	E-ON US Signage	MAY-2011
30,651	Other	SIGN A RAMA DOWNTOWN				30.72	921004	14381	E-ON US Signage	SEP-2011
30,652	Other	SIGN A RAMA DOWNTOWN				43.70	921004	14890	Sign-a-Rama sign installation	NOV-2011
30,653	Other	SIGN A RAMA DOWNTOWN				23.00	921004	15359	Sign-a-Rama sign installation	MAR-2012
30,654	Other	SIGN A RAMA DOWNTOWN				11.50	921004	15598	Sign-a-Rama sign installation	MAR-2012
30,655	Other	SIGN A RAMA DOWNTOWN				50.60	921004	15742	Sign-a-Rama sign installation	MAR-2012
30,656	Other	SIKES FABRICATION LLC				1,671.86	566100	1105231	pay invoice 1105231	JUL-2011
30,657	Other	SILVER CLIFF LANDSCAPING				360.00	598100	5530	Lawn care and snow removal	SEP-2011
30,658	Other	SILVER CLIFF LANDSCAPING				95.00	598100	7722	SERVICIE TO SERVICE CENER AND STOREROOM 1/1/12- 12/31/12	Jan-2012
30,659	Other	SILVER CLIFF LANDSCAPING				180.00	598100	8850	Lawn care and snow removal	NOV-2011
30,660	Other	SILVER CLIFF LANDSCAPING				90.00	598100	9948	Lawn care and snow removal	OCT-2011
30,661	Other	SILVER CLIFF LANDSCAPING				360.00	598100	22217	Lawn care and snow removal	SEP-2011
30,662	Other	SILVER CLIFF LANDSCAPING				360.00	598100	33317	Lawn care and snow removal	Jun-2011
30,663	Other	SILVER CLIFF LANDSCAPING				363.00	598100	33335	Lawn care and snow removal	Jun-2011
30,664	Other	SILVER CLIFF LANDSCAPING				270.00	598100	55562	Lawn care and snow removal	SEP-2011
30,665	Other	SILVER CLIFF LANDSCAPING				90.00	598100	88811	Lawn care and snow removal	APR-2011
30,666	Other	SIMPLEXGRINNELL LP				1,515.96	514100	66487628	FIRE EXTINGUISHER SERVICE	APR-2011
30,667	Other	SIMPLEXGRINNELL LP				1,009.08	514100	66487628	FIRE EXTINGUISHER SERVICE	APR-2011
30,668	Other	SIMPLEXGRINNELL LP				1,130.88	514100	66576349	FIRE EXTINGUISHER INSPECTION	MAY-2011
30,669	Other	SIMPLEXGRINNELL LP				831.18	514100	66576349	FIRE EXTINGUISHER INSPECTION	MAY-2011
30,670	Other	SIMPLEXGRINNELL LP				1,379.00	514100	66649881	PAYMENT OF INVOICE #66649881-FIRE EXTINGUISHER INSPECTION	Jun-2011
30,671	Other	SIMPLEXGRINNELL LP				1,747.35	514100	66666928	FIRE EXTINGUISHER SERVICE	Jun-2011
30,672	Other	SIMPLEXGRINNELL LP				1,329.20	514100	66666928	FIRE EXTINGUISHER SERVICE	Jun-2011
30,673	Other	SIMPLEXGRINNELL LP				2,223.18	514100	66739687	FIRE EXTINGUISHER SERVICE	JUL-2011
30,674	Other	SIMPLEXGRINNELL LP				1,488.60	514100	66739687	FIRE EXTINGUISHER SERVICE	JUL-2011
30,675	Other	SIMPLEXGRINNELL LP				2,246.16	514100	66818852	FIRE EXTINGUISHER SERVICE	AUG-2011
30,676	Other	SIMPLEXGRINNELL LP				848.16	514100	66818852	FIRE EXTINGUISHER SERVICE	AUG-2011
30,677	Other	SIMPLEXGRINNELL LP				278.00	514100	66852600	SERVICE CALL TO CORRECT TWO ALARMS ON CO2 PANEL - CALLED IN BY BRIAN MINIARD	AUG-2011

KENTUCKY UTILITIES COMPANY
Case No. 2012- 00221
Analysis of Professional Services Expenses For the Test Year

(A)	(B)	(C)	(D)	(E)	(F)	(G)	(H)	(I)		
Line No.	Type	Vendor	Rate Case	Audit	Other	Total	Account	Invoice	Description	Period
30,678	Other	SIMPLEXGRINNELL LP				763.92	514100	66965658	FIRE EXTINGUISHER SERVICE	SEP-2011
30,679	Other	SIMPLEXGRINNELL LP				156.00	514100	66965658	FIRE EXTINGUISHER SERVICE	SEP-2011
30,680	Other	SIMPLEXGRINNELL LP				1,487.60	514100	67025207	FIRE EXTINGUISHER SERVICE	SEP-2011
30,681	Other	SIMPLEXGRINNELL LP				1,047.20	514100	67025207	FIRE EXTINGUISHER SERVICE	SEP-2011
30,682	Other	SIMPLEXGRINNELL LP				2,505.70	514100	67198402	FIRE EXTINGUISHER SERVICE	Jan-2012
30,683	Other	SIMPLEXGRINNELL LP				216.00	514100	67198402	FIRE EXTINGUISHER SERVICE	Jan-2012
30,684	Other	SIMPLEXGRINNELL LP				731.40	514100	67311451	FIRE EXTINGUISHER SERVICE	Jan-2012
30,685	Other	SIMPLEXGRINNELL LP				216.00	514100	67311451	FIRE EXTINGUISHER SERVICE	Jan-2012
30,686	Other	SIMPLEXGRINNELL LP				1,268.55	514100	67365530	FIRE EXTINGUISHER SERVICE	Jan-2012
30,687	Other	SIMPLEXGRINNELL LP				962.25	514100	67365530	FIRE EXTINGUISHER SERVICE	Jan-2012
30,688	Other	SIMPLEXGRINNELL LP				461.00	514100	67467159	SERVICE CALL 02/06/12 ON 1/2 FIRE CONTROL PANEL ALARMING	Feb-2012
30,689	Other	SIMPLEXGRINNELL LP				700.00	514100	67474850	FIRE EXTINGUISHER SERVICE	Feb-2012
30,690	Other	SIMPLEXGRINNELL LP				240.00	514100	67474850	FIRE EXTINGUISHER SERVICE	Feb-2012
30,691	Other	SIMPLEXGRINNELL LP				700.00	506100	67561707	EXTINGUISHER MONTHLY INSPECTIONS	MAR-2012
30,692	Other	SIMPLEXGRINNELL LP				990.00	553100	74270102	LABOR TO PERFORM ANNUAL CO2 FIRE PROTECTION SYSTEM INSPECTION	MAY-2011
30,693	Other	SIMPLEXGRINNELL LP				20,576.00	506100	74936470	LABOR & MATERIAL TO TEST & INSPECT MAIN PLANT SPRINKLER & CO2 SYSTEMS	Feb-2012
30,694	Other	SIMPLEXGRINNELL LP				5,130.00	553100	74936470	LABOR & MATERIAL TO TEST & INSPECT CT SITE SPRINKLER SYSTEMS	Feb-2012
30,695	Other	SITESAFE INC				3,474.10	923900	E083737	to pay for EME Studies on 5 LG&E Sites 24-Jan-11sitesafe	APR-2011
30,696	Other	SOUTH GEAR REBUILDERS				13,829.81	513100	445321	REBUILD & RECONDITION MARLEY GEAR REDUCER SERIES 29	Jan-2012
30,697	Other	SOUTHEAST BOILER AND RIGGING INC				27,994.75	512100	175	Work Scope "Miscellaneous Valve Replacement Scope" in Accordance with KU RFQ Dated 3-4-11, and, Quoted in SBR Proposal 10-034	MAY-2011
30,698	Other	SOUTHEAST BOILER AND RIGGING INC				7,995.50	512005	175	Work Scope "FGD Mist Eliminator Valve Modification" in Accordance with KU RFQ Dated 3-4-11, and, Quoted in SBR Proposal 10-034	MAY-2011
30,699	Other	SOUTHEAST BOILER AND RIGGING INC				9,891.07	512100	195	T/M AS AUTHORIZED BY BRAD PABIAN	MAY-2011
30,700	Other	SOUTHEAST BOILER AND RIGGING INC				5,736.81	514100	195	T/M AS AUTHORIZED BY BRAD PABIAN	MAY-2011
30,701	Other	SOUTHEAST BOILER AND RIGGING INC				989.11	513100	195	T/M AS AUTHORIZED BY BRAD PABIAN	MAY-2011
30,702	Other	SOUTHERN COMPANY				166.85	561590	SOUTHE04222011	Your Share of Allocated Expenses Southeast Inter-Regional and/or Regional Planning	APR-2011
30,703	Other	SOUTHERN PLUMBING AND HEATING INC				505.85	935403	88848	SOUTHERN PLUMBING-E-TOWN FACILITY- INSTALLATION OF NEW SUMP PUMP INV #88848	APR-2011
30,704	Other	SOUTHERN PLUMBING AND HEATING INC				452.07	935403	89153	SOUTHERN PLUMBING - ELIZABETHTOWN B.O. - REPLACED DETERIORATED SECTION OF 2" CAST IRON LINE IN CEILING. REPLACED W/NEW PVC TEE AND PIPE. INVOICE 89153	MAY-2011
30,705	Other	SOUTHERN PLUMBING AND HEATING INC				3,236.06	935402	90109	SOUTHERN PLUMBING - RICHMOND SVC CENTER - CHECKED MAIN SEWER, REPAIRED INSIDE HOSE BIB. INSTALLED (3) PRESSURE ASSISTED IN RESTROOMS. INVOICE #90109	OCT-2011
30,706	Other	SOUTHERN PLUMBING AND HEATING INC				917.69	935402	90270	SOUTHERN PLUMBING - DANVILLE STOREROOM - SMOKED BLDG LOCATE SWERE ODORS. REPLACED WAX RINGS UNDER FOUR WATER CLOSETS. LOCATED ALL FLOOR DRAINS AND POURED WATER IN THEM. INVOICE 90270	NOV-2011
30,707	Other	SOUTHERN PLUMBING AND HEATING INC				2,934.00	921004	90367	SOUTHERN PLUMBING-RICHMOND STRM -EVACUATE SEWER LINE AT POINT B OUTSIDE, CHECK PIPE TO DETERMIN PROBLEM,IF BROKEN-REROUTE , USING 40 PVC PIPE, BACKFILL AREA & MOUND UP DIRT AS QUOTE 11/7/2011	Dec-2011
30,708	Other	SOUTHERN PLUMBING AND HEATING INC				1,956.00	921004	90367	SOUTHERN PLUMBING-RICHMOND STRM -EVACUATE SEWER LINE AT POINT B OUTSIDE, CHECK PIPE TO DETERMIN PROBLEM,IF BROKEN-REROUTE , USING 40 PVC PIPE, BACKFILL AREA & MOUND UP DIRT AS QUOTE 11/7/2011	Dec-2011
30,709	Other	SOUTHERN SALES COMPANY INC				1,269.00	513100	33563	TECHNICAL SUPERVISOR FOR UNIT 3 CLA-VALVES	Dec-2011
30,710	Other	Southwest Power Pool				(3,504.46)	588100	J017-0020-0112 Adjustment USD	Southwest Power Pool	Jan-2012
30,711	Other	Southwest Power Pool				(5,605.70)	588100	J017-0020-0711 Adjustment USD	Southwest Power Pool	JUL-2011
30,712	Other	Southwest Power Pool				(9,913.64)	910001	J017-0020-0711 Adjustment USD	Southwest Power Pool	JUL-2011
30,713	Other	SPECTRUM SYSTEMS INC				375.00	512101	23842	LABOR TO REPAIR 42C NOX ANALYZER	AUG-2011
30,714	Other	SPIDER A DIVISION OF SAFEWORKS LLC				663.00	514100	1917012RD	LABOR TO INSPECT AND REPAIR SKY CLIMBERS	MAY-2011
30,715	Other	SPIDER A DIVISION OF SAFEWORKS LLC				703.00	514100	1917013RD	LABOR TO INSPECT AND REPAIR SKY CLIMBERS	MAY-2011
30,716	Other	SPIDER A DIVISION OF SAFEWORKS LLC				(4,888.00)	514100	Reverses *J701-0110-0311 Adjustment USD	Spider	APR-2011
30,717	Other	SPIRIT SERVICES CO				308.83	506100	6669824	Replace mopheads, handles, and safety mats - 04/05/11	APR-2011
30,718	Other	SPIRIT SERVICES CO				308.83	506100	6673034	Replace mopheads, handles, and safety mats - 04/12/11	APR-2011

KENTUCKY UTILITIES COMPANY
Case No. 2012- 00221
Analysis of Professional Services Expenses For the Test Year

(A)	(B)	(C)	(D)	(E)	(F)	(G)	(H)	(I)		
Line No.	Type	Vendor	Rate Case	Audit	Other	Total	Account	Invoice	Description	Period
30,719	Other	SPIRIT SERVICES CO				308.83	506100	6676280	Replace mopheads, handles, and safety mats - 04/19/11	APR-2011
30,720	Other	SPIRIT SERVICES CO				308.83	506100	6679502	Replace mopheads, mop handles & safety mats -- 04/26/11	APR-2011
30,721	Other	SPIRIT SERVICES CO				313.45	506100	6683580	Replace mopheads, mop handles & safety mats - 05/03/11	MAY-2011
30,722	Other	SPIRIT SERVICES CO				313.45	506100	6687006	Replace mopheads, mop handles & safety mats -- 05/10/11	MAY-2011
30,723	Other	SPIRIT SERVICES CO				313.45	506100	6690392	Replace mopheads, mop handles & safety mats	MAY-2011
30,724	Other	SPIRIT SERVICES CO				313.45	506100	6693686	Replace mopheads, mop handles & safety mats -- 05/24/11	MAY-2011
30,725	Other	SPIRIT SERVICES CO				313.45	506100	6697865	Replace mopheads, mop handles & safety mats -- 06/01/11	Jun-2011
30,726	Other	SPIRIT SERVICES CO				313.45	506100	6701289	Replace mopheads, handles, safety mats - 06/07/11	Jun-2011
30,727	Other	SPIRIT SERVICES CO				313.45	506100	6704623	Replace mopheads, handles, and safety mats - 06/15/11	Jun-2011
30,728	Other	SPIRIT SERVICES CO				313.45	506100	6707927	Replace mopheads, mop handles & safety mats -- 06/21/11	Jun-2011
30,729	Other	SPIRIT SERVICES CO				313.45	506100	6712054	Replace mopheads, handles, and safety mats - 06/28/11	Jun-2011
30,730	Other	SPIRIT SERVICES CO				313.45	506100	6715467	Replace mopheads, handles, and safety mats - 07/06/11	JUL-2011
30,731	Other	SPIRIT SERVICES CO				313.45	506100	6718759	Replace mopheads, handles, and safety mats - 07/12/11	JUL-2011
30,732	Other	SPIRIT SERVICES CO				313.45	506100	6722103	Replace mopheads, mop handles & safety mats - 07/19/11	JUL-2011
30,733	Other	SPIRIT SERVICES CO				313.45	506100	6726289	Replace mopheads, handles, and safety mats - 07/26/11	JUL-2011
30,734	Other	SPIRIT SERVICES CO				313.45	506100	6729650	Replace mopheads, handles, and safety mats - 08/02/11	AUG-2011
30,735	Other	SPIRIT SERVICES CO				313.45	506100	6732967	Replace mopheads, handles, and safety mats - 08/09/11	AUG-2011
30,736	Other	SPIRIT SERVICES CO				313.45	506100	6736306	Replace mopheads, handles, and safety mats - 08/16/11	AUG-2011
30,737	Other	SPIRIT SERVICES CO				313.45	506100	6740575	Replace mopheads, handles, and safety - 08/23/11	AUG-2011
30,738	Other	SPIRIT SERVICES CO				313.45	506100	6743937	Replace mopheads, handles, and safety mats - 08/30/11	AUG-2011
30,739	Other	SPIRIT SERVICES CO				313.45	506100	6747180	Replace mopheads, handles, and safety mats - 09/07/11	SEP-2011
30,740	Other	SPIRIT SERVICES CO				313.45	506100	6750532	Replace mopheads, handles, and safety mats - 09/13/11	SEP-2011
30,741	Other	SPIRIT SERVICES CO				313.45	506100	6754853	Replace mopheads, handles, and safety mats on 09/20/11	SEP-2011
30,742	Other	SPIRIT SERVICES CO				313.45	506100	6758216	Replace mopheads, mop handles & safety mats - 09/27/11	SEP-2011
30,743	Other	SPIRIT SERVICES CO				313.45	506100	6761538	Replace mopheads, handles, and safety mats - 10/04/11	OCT-2011
30,744	Other	SPIRIT SERVICES CO				313.45	506100	6764858	Replace mopheads, handles, and safety mats - 10/11/11	OCT-2011
30,745	Other	SPIRIT SERVICES CO				313.45	506100	6769145	Replace mopheads, handles, and safety mats - 10/18/11	OCT-2011
30,746	Other	SPIRIT SERVICES CO				313.45	506100	6772463	Replace mopheads, handles, and safety mats - 10/25/11	OCT-2011
30,747	Other	SPIRIT SERVICES CO				313.45	506100	6775770	Replace mopheads, handles, and safety mats - 11/01/11	NOV-2011
30,748	Other	SPIRIT SERVICES CO				313.45	506100	6779212	Replace mopheads, handles, and safety mats - 11/08/11	NOV-2011
30,749	Other	SPIRIT SERVICES CO				313.45	506100	6783587	Replace mopheads, handles, and safety mats - 11/15/11	NOV-2011
30,750	Other	SPIRIT SERVICES CO				313.45	506100	6786963	Replace mopheads, handles, and safety mats - 11/21/11	NOV-2011
30,751	Other	SPIRIT SERVICES CO				313.45	506100	6790445	Replace mopheads, handles, and safety mats - 11/30/11	Dec-2011
30,752	Other	SPIRIT SERVICES CO				313.45	506100	6793892	Replace mopheads, mop handles & safety mats -- 12/06/11	Dec-2011
30,753	Other	SPIRIT SERVICES CO				313.45	506100	6798402	Replace mopheads, handles, and safety mats - 12/13/11313.45	Dec-2011
30,754	Other	SPIRIT SERVICES CO				313.45	506100	6801799	Replace mopheads, handles, and safety mats - 12/20/11	Dec-2011
30,755	Other	SPIRIT SERVICES CO				313.45	506100	6805937	Replace mopheads, handles, and safety mats - 12/27/11	Dec-2011
30,756	Other	SPIRIT SERVICES CO				313.45	506100	6809233	Replace mopheads, handles, and safety mats - 01/03/12	Jan-2012
30,757	Other	SPIRIT SERVICES CO				313.45	506100	6813641	Replace mopheads, handles, and safety mats - 01/10/12	Jan-2012
30,758	Other	SPIRIT SERVICES CO				313.45	506100	6817093	Replace mopheads, handles, and safety mats - 01/17/12	Jan-2012
30,759	Other	SPIRIT SERVICES CO				313.45	506100	6820582	Replace mopheads, handles, and safety mats - 01/24/12	Jan-2012
30,760	Other	SPIRIT SERVICES CO				313.45	506100	6824060	Replace mopheads, mop handles & safety mats -- 01/31/12	Feb-2012
30,761	Other	SPIRIT SERVICES CO				313.45	506100	6828281	Replace mopheads, mop handles & safety mats - 02/07/12	Feb-2012
30,762	Other	SPIRIT SERVICES CO				313.45	506100	6831742	Replace mopheads, mop handles & safety mats - 02/14/12	Feb-2012
30,763	Other	SPOON RIVER INDUSTRIES				85.00	935403	8256	Invoice #8256 for parking gate repair	JUL-2011
30,764	Other	SPRING STREET STORAGE LLC				1,549.20	921003	40	For the short term storage of the Ice House Records	APR-2011
30,765	Other	SPRING STREET STORAGE LLC				1,399.32	921003	46	For the short term storage of the Ice House Records	MAY-2011
30,766	Other	SPRING STREET STORAGE LLC				938.50	921003	47	For the short term storage of the Ice House Records	Jun-2011
30,767	Other	SPRING STREET STORAGE LLC				1,557.31	921003	51	For the short term storage of the Ice House Records	JUL-2011
30,768	Other	SPRING STREET STORAGE LLC				1,229.38	921003	56	For the short term storage of the Ice House Records	AUG-2011
30,769	Other	SPRING STREET STORAGE LLC				938.92	921003	60	For the short term storage of the Ice House Records	SEP-2011
30,770	Other	SPRING STREET STORAGE LLC				622.38	921003	65	For the short term storage of the Ice House Records	OCT-2011
30,771	Other	SPRING STREET STORAGE LLC				622.38	921003	72	For the short term storage of the Ice House Records	NOV-2011
30,772	Other	SPRING STREET STORAGE LLC				776.79	921003	76	For the short term storage of the Ice House Records	Dec-2011
30,773	Other	SPRING STREET STORAGE LLC				818.36	921003	77	For the short term storage of the Ice House Records	Jan-2012
30,774	Other	SPRING STREET STORAGE LLC				669.89	921003	84	For the short term storage of the Ice House Records	Feb-2012
30,775	Other	SPRING STREET STORAGE LLC				770.85	921003	88	For the short term storage of the Ice House Records	MAR-2012
30,776	Other	SPX FLOW TECHNOLOGY				3,500.00	512005	90691672	LABOR TO REPAIR 77SEC50 REDUCER ASSEMBLY S/N C0993A7958603	Feb-2012
30,777	Other	STANDARD LABORATORIES INC				11,872.56	501090	754629	COAL ANALYSIS/inv 754629 dated 3/31/11	APR-2011
30,778	Other	STANDARD LABORATORIES INC				5,520.94	501090	754720	COAL ANALYSIS/inv 754720 dated 4/30/11	MAY-2011

KENTUCKY UTILITIES COMPANY
Case No. 2012- 00221
Analysis of Professional Services Expenses For the Test Year

(A)	(B)	(C)	(D)	(E)	(F)	(G)	(H)	(I)		
Line No.	Type	Vendor	Rate Case	Audit	Other	Total	Account	Invoice	Description	Period
30,779	Other	STANDARD LABORATORIES INC				15,799.60	501090	755062	COAL ANALYSIS/inv 755062 dated 7/31/11	AUG-2011
30,780	Other	STANDARD LABORATORIES INC				3,425.36	501090	755200	COAL ANALYSIS/inv 755200 DATED 8/31/11	SEP-2011
30,781	Other	STANDARD LABORATORIES INC				4,066.81	501090	755224	COAL ANALYSIS/inv 755224 DATED 9/30/11	OCT-2011
30,782	Other	STANDARD LABORATORIES INC				1,915.56	501090	755341	COAL ANALYSIS/inv 755341 DATED 10/31/11	NOV-2011
30,783	Other	STANDARD LABORATORIES INC				11,054.49	501090	755447	COAL ANALYSIS/inv 755447 DATED 11/30/11	Dec-2011
30,784	Other	STANDARD LABORATORIES INC				4,509.10	501090	755573	COAL ANALYSIS/inv 755573 DATED 12/31/11	Jan-2012
30,785	Other	STANDARD LABORATORIES INC				5,173.83	501090	755630	COAL ANALYSIS/inv 755630 DATED 1/31/12	Feb-2012
30,786	Other	STANDARD LABORATORIES INC				13,965.40	501090	755779	COAL ANALYSIS/inv 755779 DATED 2/29/12	MAR-2012
30,787	Other	STANLEY SCHULTZE CO INC				137.09	921004	55130	STANLEY SCHULTZE DOOR REPAIRS AT LG&E CENTER	MAY-2011
30,788	Other	STANLEY SCHULTZE CO INC				222.50	921004	55290	STANLEY SCHULTZE DOOR REPAIRS AT LG&E CENTER	MAY-2011
30,789	Other	STANLEY SCHULTZE CO INC				87.50	921004	56130	STANLEY SCHULTZE DOOR REPAIRS AT LG&E CENTER	MAY-2011
30,790	Other	STANLEY SCHULTZE CO INC				254.10	921004	56588	Stanley Schultze Doors and Glass Installation	MAR-2012
30,791	Other	STANLEY SCHULTZE CO INC				211.14	921004	58768	Stanley Schultze Doors and Glass Installation	OCT-2011
30,792	Other	STANTEC				(4,000.00)	542100		Stantec	APR-2011
30,793	Other	STERETT CRANE & RIGGING				2,942.50	512100		Reverses *J701-0110-0311 Adjustment USD	APR-2011
30,794	Other	STERETT CRANE & RIGGING				1,600.00	512100	301108	CORRECT SALES TAX ACCT	MAY-2011
30,795	Other	STERETT CRANE & RIGGING				551.00	512100	301108	transport permits in and out	MAY-2011
30,796	Other	STERETT CRANE & RIGGING				3,311.60	573100	301387	of rate for operator	MAY-2011
30,797	Other	STERETT CRANE & RIGGING				4,636.25	592100	301802	301802 Remove xfmrs	JUL-2011
30,798	Other	STERETT CRANE & RIGGING				5,458.73	592100	301802	301802 unload xfrm	JUL-2011
30,799	Other	STERETT CRANE & RIGGING				5,458.73	592100	301844	301844 unload xfrm	JUL-2011
30,799	Other	STERLING BOILER AND MECHANICAL INC				(232.72)	514100	10326	Maintenance services	MAY-2011
30,800	Other	STERLING BOILER AND MECHANICAL INC				(404.48)	514100	11350	Maintenance services	MAY-2011
30,801	Other	STERLING BOILER AND MECHANICAL INC				(404.48)	514100	11350	Maintenance services	MAY-2011
30,802	Other	STERLING BOILER AND MECHANICAL INC				1,516.80	512100	11619	Maintenance services	APR-2011
30,803	Other	STERLING BOILER AND MECHANICAL INC				1,367.28	512100	11619	Maintenance services	APR-2011
30,804	Other	STERLING BOILER AND MECHANICAL INC				698.16	511100	11619	Maintenance services	APR-2011
30,805	Other	STERLING BOILER AND MECHANICAL INC				581.80	511100	11619	Maintenance services	APR-2011
30,806	Other	STERLING BOILER AND MECHANICAL INC				558.32	511100	11619	Maintenance services	APR-2011
30,807	Other	STERLING BOILER AND MECHANICAL INC				558.32	512100	11619	Maintenance services	APR-2011
30,808	Other	STERLING BOILER AND MECHANICAL INC				558.32	513100	11619	Maintenance services	APR-2011
30,809	Other	STERLING BOILER AND MECHANICAL INC				465.44	511100	11619	Maintenance services	APR-2011
30,810	Other	STERLING BOILER AND MECHANICAL INC				404.48	512100	11619	Maintenance services	APR-2011
30,811	Other	STERLING BOILER AND MECHANICAL INC				404.48	512100	11619	Maintenance services	APR-2011
30,812	Other	STERLING BOILER AND MECHANICAL INC				279.16	511100	11619	Maintenance services	APR-2011
30,813	Other	STERLING BOILER AND MECHANICAL INC				279.16	513100	11619	Maintenance services	APR-2011
30,814	Other	STERLING BOILER AND MECHANICAL INC				202.24	511100	11619	Maintenance services	APR-2011
30,815	Other	STERLING BOILER AND MECHANICAL INC				202.24	511100	11619	Maintenance services	APR-2011
30,816	Other	STERLING BOILER AND MECHANICAL INC				202.24	511100	11619	Maintenance services	APR-2011
30,817	Other	STERLING BOILER AND MECHANICAL INC				202.24	511100	11619	Maintenance services	APR-2011
30,818	Other	STERLING BOILER AND MECHANICAL INC				174.54	511100	11619	Maintenance services	APR-2011
30,819	Other	STERLING BOILER AND MECHANICAL INC				174.54	513100	11619	Maintenance services	APR-2011
30,820	Other	STERLING BOILER AND MECHANICAL INC				116.36	513100	11619	Maintenance services	APR-2011
30,821	Other	STERLING BOILER AND MECHANICAL INC				116.36	513100	11619	Maintenance services	APR-2011
30,822	Other	STERLING BOILER AND MECHANICAL INC				101.12	511100	11619	Maintenance services	APR-2011
30,823	Other	STERLING BOILER AND MECHANICAL INC				1,645.96	512100	11841	Maintenance services	APR-2011
30,824	Other	STERLING BOILER AND MECHANICAL INC				1,448.98	512100	11841	Maintenance services	APR-2011
30,825	Other	STERLING BOILER AND MECHANICAL INC				837.48	511100	11841	Maintenance services	APR-2011
30,826	Other	STERLING BOILER AND MECHANICAL INC				808.96	510100	11841	Maintenance services	APR-2011
30,827	Other	STERLING BOILER AND MECHANICAL INC				773.56	512100	11841	AI Inspector 04/05/11; State Permit	APR-2011
30,828	Other	STERLING BOILER AND MECHANICAL INC				683.64	512017	11841	Maintenance services	APR-2011
30,829	Other	STERLING BOILER AND MECHANICAL INC				623.34	512100	11841	Maintenance services	APR-2011
30,830	Other	STERLING BOILER AND MECHANICAL INC				436.00	512017	11841	Maintenance services	APR-2011
30,831	Other	STERLING BOILER AND MECHANICAL INC				399.60	512100	11841	Maintenance services	APR-2011
30,832	Other	STERLING BOILER AND MECHANICAL INC				349.08	511100	11841	Maintenance services	APR-2011
30,833	Other	STERLING BOILER AND MECHANICAL INC				303.36	512017	11841	Maintenance services	APR-2011
30,834	Other	STERLING BOILER AND MECHANICAL INC				303.36	512017	11841	Maintenance services	APR-2011
30,835	Other	STERLING BOILER AND MECHANICAL INC				290.90	512100	11841	Maintenance services	APR-2011
30,836	Other	STERLING BOILER AND MECHANICAL INC				262.92	513100	11841	Maintenance services	APR-2011
30,837	Other	STERLING BOILER AND MECHANICAL INC				262.92	513100	11841	Maintenance services	APR-2011
30,838	Other	STERLING BOILER AND MECHANICAL INC				240.46	511100	11841	Maintenance services	APR-2011

KENTUCKY UTILITIES COMPANY
Case No. 2012- 00221
Analysis of Professional Services Expenses For the Test Year

(A)	(B)	(C)	(D)	(E)	(F)	(G)	(H)	(I)		
Line No.	Type	Vendor	Rate Case	Audit	Other	Total	Account	Invoice	Description	Period
30,839	Other	STERLING BOILER AND MECHANICAL INC				240.46	511100	11841	Maintenance services	APR-2011
30,840	Other	STERLING BOILER AND MECHANICAL INC				232.72	512011	11841	Maintenance services	APR-2011
30,841	Other	STERLING BOILER AND MECHANICAL INC				174.54	511100	11841	Maintenance services	APR-2011
30,842	Other	STERLING BOILER AND MECHANICAL INC				174.54	511100	11841	Maintenance services	APR-2011
30,843	Other	STERLING BOILER AND MECHANICAL INC				174.54	512100	11841	Maintenance services	APR-2011
30,844	Other	STERLING BOILER AND MECHANICAL INC				174.54	513100	11841	Maintenance services	APR-2011
30,845	Other	STERLING BOILER AND MECHANICAL INC				151.68	512017	11841	Maintenance services	APR-2011
30,846	Other	STERLING BOILER AND MECHANICAL INC				116.36	511100	11841	Maintenance services	APR-2011
30,847	Other	STERLING BOILER AND MECHANICAL INC				116.36	511100	11841	Maintenance services	APR-2011
30,848	Other	STERLING BOILER AND MECHANICAL INC				116.36	513100	11841	Maintenance services	APR-2011
30,849	Other	STERLING BOILER AND MECHANICAL INC				116.36	513100	11841	Maintenance services	APR-2011
30,850	Other	STERLING BOILER AND MECHANICAL INC				116.36	513100	11841	Maintenance services	APR-2011
30,851	Other	STERLING BOILER AND MECHANICAL INC				116.36	513100	11841	Maintenance services	APR-2011
30,852	Other	STERLING BOILER AND MECHANICAL INC				58.18	512017	11841	Maintenance services	APR-2011
30,853	Other	STERLING BOILER AND MECHANICAL INC				50.56	512100	11841	Maintenance services	APR-2011
30,854	Other	STERLING BOILER AND MECHANICAL INC				2,079.24	512100	12156	Maintenance services for 04/06/11-04/12/11	APR-2011
30,855	Other	STERLING BOILER AND MECHANICAL INC				1,439.14	512100	12156	Maintenance services for 04/06/11-04/12/11	APR-2011
30,856	Other	STERLING BOILER AND MECHANICAL INC				1,213.44	510100	12156	Maintenance services for 04/06/11-04/12/11	APR-2011
30,857	Other	STERLING BOILER AND MECHANICAL INC				961.25	511100	12156	Maintenance services for 04/06/11-04/12/11	APR-2011
30,858	Other	STERLING BOILER AND MECHANICAL INC				837.66	512100	12156	Maintenance services for 04/06/11-04/12/11	APR-2011
30,859	Other	STERLING BOILER AND MECHANICAL INC				586.80	512100	12156	Maintenance services for 04/06/11-04/12/11	APR-2011
30,860	Other	STERLING BOILER AND MECHANICAL INC				581.45	511100	12156	Maintenance services for 04/06/11-04/12/11	APR-2011
30,861	Other	STERLING BOILER AND MECHANICAL INC				546.84	512100	12156	Maintenance services for 04/06/11-04/12/11	APR-2011
30,862	Other	STERLING BOILER AND MECHANICAL INC				437.78	512100	12156	Maintenance services for 04/06/11-04/12/11	APR-2011
30,863	Other	STERLING BOILER AND MECHANICAL INC				436.00	512100	12156	Maintenance services for 04/06/11-04/12/11	APR-2011
30,864	Other	STERLING BOILER AND MECHANICAL INC				404.48	511100	12156	Maintenance services for 04/06/11-04/12/11	APR-2011
30,865	Other	STERLING BOILER AND MECHANICAL INC				404.48	512017	12156	Maintenance services for 04/06/11-04/12/11	APR-2011
30,866	Other	STERLING BOILER AND MECHANICAL INC				349.08	511100	12156	Maintenance services for 04/06/11-04/12/11	APR-2011
30,867	Other	STERLING BOILER AND MECHANICAL INC				349.08	512100	12156	Maintenance services for 04/06/11-04/12/11	APR-2011
30,868	Other	STERLING BOILER AND MECHANICAL INC				232.72	511100	12156	Maintenance services for 04/06/11-04/12/11	APR-2011
30,869	Other	STERLING BOILER AND MECHANICAL INC				232.72	513100	12156	Maintenance services for 04/06/11-04/12/11	APR-2011
30,870	Other	STERLING BOILER AND MECHANICAL INC				131.46	513100	12156	Maintenance services for 04/06/11-04/12/11	APR-2011
30,871	Other	STERLING BOILER AND MECHANICAL INC				116.36	511100	12156	Maintenance services for 04/06/11-04/12/11	APR-2011
30,872	Other	STERLING BOILER AND MECHANICAL INC				116.36	512017	12156	Maintenance services for 04/06/11-04/12/11	APR-2011
30,873	Other	STERLING BOILER AND MECHANICAL INC				116.36	512100	12156	Maintenance services for 04/06/11-04/12/11	APR-2011
30,874	Other	STERLING BOILER AND MECHANICAL INC				116.36	512100	12156	Maintenance services for 04/06/11-04/12/11	APR-2011
30,875	Other	STERLING BOILER AND MECHANICAL INC				116.36	513100	12156	Maintenance services for 04/06/11-04/12/11	APR-2011
30,876	Other	STERLING BOILER AND MECHANICAL INC				116.36	513100	12156	Maintenance services for 04/06/11-04/12/11	APR-2011
30,877	Other	STERLING BOILER AND MECHANICAL INC				116.36	513100	12156	Maintenance services for 04/06/11-04/12/11	APR-2011
30,878	Other	STERLING BOILER AND MECHANICAL INC				116.36	513100	12156	Maintenance services for 04/06/11-04/12/11	APR-2011
30,879	Other	STERLING BOILER AND MECHANICAL INC				116.36	513100	12156	Maintenance services for 04/06/11-04/12/11	APR-2011
30,880	Other	STERLING BOILER AND MECHANICAL INC				116.36	514100	12156	Maintenance services for 04/06/11-04/12/11	APR-2011
30,881	Other	STERLING BOILER AND MECHANICAL INC				109.00	511100	12156	Maintenance services for 04/06/11-04/12/11	APR-2011
30,882	Other	STERLING BOILER AND MECHANICAL INC				1,745.40	513100	12298	Maintenance services for 04/13/11-04/19/11	APR-2011
30,883	Other	STERLING BOILER AND MECHANICAL INC				1,456.16	511100	12298	Maintenance services for 04/13/11-04/19/11	APR-2011
30,884	Other	STERLING BOILER AND MECHANICAL INC				1,051.68	510100	12298	Maintenance services for 04/13/11-04/19/11	APR-2011
30,885	Other	STERLING BOILER AND MECHANICAL INC				985.92	511100	12298	Maintenance services for 04/13/11-04/19/11	APR-2011
30,886	Other	STERLING BOILER AND MECHANICAL INC				606.72	512100	12298	Maintenance services for 04/13/11-04/19/11	APR-2011
30,887	Other	STERLING BOILER AND MECHANICAL INC				606.72	512100	12298	Maintenance services for 04/13/11-04/19/11	APR-2011
30,888	Other	STERLING BOILER AND MECHANICAL INC				525.84	512100	12298	Maintenance services for 04/13/11-04/19/11	APR-2011
30,889	Other	STERLING BOILER AND MECHANICAL INC				407.26	513100	12298	Maintenance services for 04/13/11-04/19/11	APR-2011
30,890	Other	STERLING BOILER AND MECHANICAL INC				404.48	511100	12298	Maintenance services for 04/13/11-04/19/11	APR-2011
30,891	Other	STERLING BOILER AND MECHANICAL INC				404.48	512100	12298	Maintenance services for 04/13/11-04/19/11	APR-2011
30,892	Other	STERLING BOILER AND MECHANICAL INC				404.48	512100	12298	Maintenance services for 04/13/11-04/19/11	APR-2011
30,893	Other	STERLING BOILER AND MECHANICAL INC				404.48	512100	12298	Maintenance services for 04/13/11-04/19/11	APR-2011
30,894	Other	STERLING BOILER AND MECHANICAL INC				303.36	511100	12298	Maintenance services for 04/13/11-04/19/11	APR-2011
30,895	Other	STERLING BOILER AND MECHANICAL INC				262.81	512100	12298	Maintenance services for 04/13/11-04/19/11	APR-2011
30,896	Other	STERLING BOILER AND MECHANICAL INC				202.24	512017	12298	Maintenance services for 04/13/11-04/19/11	APR-2011
30,897	Other	STERLING BOILER AND MECHANICAL INC				202.24	512100	12298	Maintenance services for 04/13/11-04/19/11	APR-2011
30,898	Other	STERLING BOILER AND MECHANICAL INC				202.24	512100	12298	Maintenance services for 04/13/11-04/19/11	APR-2011

KENTUCKY UTILITIES COMPANY
Case No. 2012- 00221
Analysis of Professional Services Expenses For the Test Year

(A)	(B)	(C)	(D)	(E)	(F)	(G)	(H)	(I)		
Line No.	Type	Vendor	Rate Case	Audit	Other	Total	Account	Invoice	Description	Period
30,959	Other	STERLING BOILER AND MECHANICAL INC				14,875.23	512100	13060	Maintenance services for 04/27/11-05/03/11 (Unit 4 outage	MAY-2011
30,960	Other	STERLING BOILER AND MECHANICAL INC				12,791.94	514100	13060	Maintenance services for 04/27/11-05/03/11 (Unit 4 outage	MAY-2011
30,961	Other	STERLING BOILER AND MECHANICAL INC				8,485.24	514100	13060	Maintenance services for 04/27/11-05/03/11 (Unit 4 outage	MAY-2011
30,962	Other	STERLING BOILER AND MECHANICAL INC				7,852.62	512100	13060	Maintenance services for 04/27/11-05/03/11 (Unit 4 outage	MAY-2011
30,963	Other	STERLING BOILER AND MECHANICAL INC				4,687.14	512100	13060	Maintenance services for 04/27/11-05/03/11 (Unit 4 outage	MAY-2011
30,964	Other	STERLING BOILER AND MECHANICAL INC				4,407.97	513100	13060	Maintenance services for 04/27/11-05/03/11 (Unit 4 outage	MAY-2011
30,965	Other	STERLING BOILER AND MECHANICAL INC				2,977.12	512100	13060	Maintenance services for 04/27/11-05/03/11 (Unit 4 outage	MAY-2011
30,966	Other	STERLING BOILER AND MECHANICAL INC				2,773.06	512100	13060	Maintenance services for 04/27/11-05/03/11 (Unit 4 outage	MAY-2011
30,967	Other	STERLING BOILER AND MECHANICAL INC				2,768.62	512100	13060	Maintenance services for 04/27/11-05/03/11 (Unit 4 outage	MAY-2011
30,968	Other	STERLING BOILER AND MECHANICAL INC				2,424.04	513100	13060	Maintenance services for 04/27/11-05/03/11 (Unit 4 outage	MAY-2011
30,969	Other	STERLING BOILER AND MECHANICAL INC				2,226.16	512100	13060	Maintenance services for 04/27/11-05/03/11 (Unit 4 outage	MAY-2011
30,970	Other	STERLING BOILER AND MECHANICAL INC				2,185.40	512100	13060	Maintenance services for 04/27/11-05/03/11 (Unit 4 outage	MAY-2011
30,971	Other	STERLING BOILER AND MECHANICAL INC				2,009.56	512100	13060	Maintenance services for 04/27/11-05/03/11 (Unit 4 outage	MAY-2011
30,972	Other	STERLING BOILER AND MECHANICAL INC				1,927.30	513100	13060	Maintenance services for 04/27/11-05/03/11 (Unit 4 outage	MAY-2011
30,973	Other	STERLING BOILER AND MECHANICAL INC				1,708.06	512100	13060	Maintenance services for 04/27/11-05/03/11 (Unit 4 outage	MAY-2011
30,974	Other	STERLING BOILER AND MECHANICAL INC				1,568.34	512100	13060	Maintenance services for 04/27/11-05/03/11 (Unit 4 outage	MAY-2011
30,975	Other	STERLING BOILER AND MECHANICAL INC				1,558.98	512100	13060	Maintenance services for 04/27/11-05/03/11 (Unit 4 outage	MAY-2011
30,976	Other	STERLING BOILER AND MECHANICAL INC				1,332.00	512100	13060	Maintenance services for 04/27/11-05/03/11 (Unit 4 outage	MAY-2011
30,977	Other	STERLING BOILER AND MECHANICAL INC				1,208.66	512100	13060	Maintenance services for 04/27/11-05/03/11 (Unit 4 outage	MAY-2011
30,978	Other	STERLING BOILER AND MECHANICAL INC				1,110.77	512100	13060	Maintenance services for 04/27/11-05/03/11 (Unit 4 outage	MAY-2011
30,979	Other	STERLING BOILER AND MECHANICAL INC				1,110.76	512100	13060	Maintenance services for 04/27/11-05/03/11 (Unit 4 outage	MAY-2011
30,980	Other	STERLING BOILER AND MECHANICAL INC				1,108.40	512100	13060	Maintenance services for 04/27/11-05/03/11 (Unit 4 outage	MAY-2011
30,981	Other	STERLING BOILER AND MECHANICAL INC				1,108.40	512100	13060	Maintenance services for 04/27/11-05/03/11 (Unit 4 outage	MAY-2011
30,982	Other	STERLING BOILER AND MECHANICAL INC				1,075.36	512100	13060	Maintenance services for 04/27/11-05/03/11 (Unit 4 outage	MAY-2011
30,983	Other	STERLING BOILER AND MECHANICAL INC				957.99	514100	13060	Maintenance services for 04/27/11-05/03/11 (Unit 4 outage	MAY-2011
30,984	Other	STERLING BOILER AND MECHANICAL INC				932.58	513100	13060	Maintenance services for 04/27/11-05/03/11 (Unit 4 outage	MAY-2011
30,985	Other	STERLING BOILER AND MECHANICAL INC				825.71	513100	13060	Maintenance services for 04/27/11-05/03/11 (Unit 4 outage	MAY-2011
30,986	Other	STERLING BOILER AND MECHANICAL INC				721.44	512100	13060	Maintenance services for 04/27/11-05/03/11 (Unit 4 outage	MAY-2011
30,987	Other	STERLING BOILER AND MECHANICAL INC				693.92	512100	13060	Maintenance services for 04/27/11-05/03/11 (Unit 4 outage	MAY-2011
30,988	Other	STERLING BOILER AND MECHANICAL INC				569.76	512100	13060	Maintenance services for 04/27/11-05/03/11 (Unit 4 outage	MAY-2011
30,989	Other	STERLING BOILER AND MECHANICAL INC				520.00	512100	13060	Maintenance services for 04/27/11-05/03/11 (Unit 4 outage	MAY-2011
30,990	Other	STERLING BOILER AND MECHANICAL INC				505.60	512100	13060	Maintenance services for 04/27/11-05/03/11 (Unit 4 outage	MAY-2011
30,991	Other	STERLING BOILER AND MECHANICAL INC				505.60	512100	13060	Maintenance services for 04/27/11-05/03/11 (Unit 4 outage	MAY-2011
30,992	Other	STERLING BOILER AND MECHANICAL INC				441.95	512100	13060	Maintenance services for 04/27/11-05/03/11 (Unit 4 outage	MAY-2011
30,993	Other	STERLING BOILER AND MECHANICAL INC				441.95	513100	13060	Maintenance services for 04/27/11-05/03/11 (Unit 4 outage	MAY-2011
30,994	Other	STERLING BOILER AND MECHANICAL INC				419.16	512100	13060	Maintenance services for 04/27/11-05/03/11 (Unit 4 outage	MAY-2011
30,995	Other	STERLING BOILER AND MECHANICAL INC				391.98	512100	13060	Maintenance services for 04/27/11-05/03/11 (Unit 4 outage	MAY-2011
30,996	Other	STERLING BOILER AND MECHANICAL INC				383.77	512100	13060	Maintenance services for 04/27/11-05/03/11 (Unit 4 outage	MAY-2011
30,997	Other	STERLING BOILER AND MECHANICAL INC				376.61	513100	13060	Maintenance services for 04/27/11-05/03/11 (Unit 4 outage	MAY-2011
30,998	Other	STERLING BOILER AND MECHANICAL INC				232.72	512100	13060	Maintenance services for 04/27/11-05/03/11 (Unit 4 outage	MAY-2011
30,999	Other	STERLING BOILER AND MECHANICAL INC				232.72	513100	13060	Maintenance services for 04/27/11-05/03/11 (Unit 4 outage	MAY-2011
31,000	Other	STERLING BOILER AND MECHANICAL INC				209.23	513100	13060	Maintenance services for 04/27/11-05/03/11 (Unit 4 outage	MAY-2011
31,001	Other	STERLING BOILER AND MECHANICAL INC				174.54	512100	13060	Maintenance services for 04/27/11-05/03/11 (Unit 4 outage	MAY-2011
31,002	Other	STERLING BOILER AND MECHANICAL INC				116.36	513100	13060	Maintenance services for 04/27/11-05/03/11 (Unit 4 outage	MAY-2011
31,003	Other	STERLING BOILER AND MECHANICAL INC				97.90	512100	13060	Maintenance services for 04/27/11-05/03/11 (Unit 4 outage	MAY-2011
31,004	Other	STERLING BOILER AND MECHANICAL INC				65.67	512100	13060	Maintenance services for 04/27/11-05/03/11 (Unit 4 outage	MAY-2011
31,005	Other	STERLING BOILER AND MECHANICAL INC				43.78	512100	13060	Maintenance services for 04/27/11-05/03/11 (Unit 4 outage	MAY-2011
31,006	Other	STERLING BOILER AND MECHANICAL INC				45,312.60	512100	13298	Maintenance services for 05/04/11-05/10/11	MAY-2011
31,007	Other	STERLING BOILER AND MECHANICAL INC				12,475.12	514100	13298	Maintenance services for 05/04/11-05/10/11	MAY-2011
31,008	Other	STERLING BOILER AND MECHANICAL INC				8,463.36	514100	13298	Maintenance services for 05/04/11-05/10/11	MAY-2011
31,009	Other	STERLING BOILER AND MECHANICAL INC				7,427.06	512100	13298	Maintenance services for 05/04/11-05/10/11	MAY-2011
31,010	Other	STERLING BOILER AND MECHANICAL INC				5,184.98	512100	13298	Maintenance services for 05/04/11-05/10/11	MAY-2011
31,011	Other	STERLING BOILER AND MECHANICAL INC				5,051.62	512100	13298	Maintenance services for 05/04/11-05/10/11	MAY-2011
31,012	Other	STERLING BOILER AND MECHANICAL INC				4,947.55	512100	13298	Maintenance services for 05/04/11-05/10/11	MAY-2011
31,013	Other	STERLING BOILER AND MECHANICAL INC				4,753.94	512100	13298	Maintenance services for 05/04/11-05/10/11	MAY-2011
31,014	Other	STERLING BOILER AND MECHANICAL INC				4,023.43	512100	13298	Maintenance services for 05/04/11-05/10/11	MAY-2011
31,015	Other	STERLING BOILER AND MECHANICAL INC				3,404.02	512100	13298	Maintenance services for 05/04/11-05/10/11	MAY-2011
31,016	Other	STERLING BOILER AND MECHANICAL INC				3,220.58	512100	13298	Maintenance services for 05/04/11-05/10/11	MAY-2011
31,017	Other	STERLING BOILER AND MECHANICAL INC				2,496.12	512100	13298	Maintenance services for 05/04/11-05/10/11	MAY-2011
31,018	Other	STERLING BOILER AND MECHANICAL INC				2,264.75	512100	13298	Maintenance services for 05/04/11-05/10/11	MAY-2011

KENTUCKY UTILITIES COMPANY
Case No. 2012- 00221
Analysis of Professional Services Expenses For the Test Year

(A)	(B)	(C)	(D)	(E)	(F)	(G)	(H)	(I)		
Line No.	Type	Vendor	Rate Case	Audit	Other	Total	Account	Invoice	Description	Period
31,019	Other	STERLING BOILER AND MECHANICAL INC				2,221.52	512100	13298	Maintenance services for 05/04/11-05/10/11	MAY-2011
31,020	Other	STERLING BOILER AND MECHANICAL INC				2,221.52	512100	13298	Maintenance services for 05/04/11-05/10/11	MAY-2011
31,021	Other	STERLING BOILER AND MECHANICAL INC				2,165.96	512100	13298	Maintenance services for 05/04/11-05/10/11	MAY-2011
31,022	Other	STERLING BOILER AND MECHANICAL INC				1,880.89	512100	13298	Maintenance services for 05/04/11-05/10/11	MAY-2011
31,023	Other	STERLING BOILER AND MECHANICAL INC				1,874.52	512100	13298	Maintenance services for 05/04/11-05/10/11	MAY-2011
31,024	Other	STERLING BOILER AND MECHANICAL INC				1,667.28	512100	13298	Maintenance services for 05/04/11-05/10/11	MAY-2011
31,025	Other	STERLING BOILER AND MECHANICAL INC				1,241.41	512100	13298	Maintenance services for 05/04/11-05/10/11	MAY-2011
31,026	Other	STERLING BOILER AND MECHANICAL INC				1,126.50	512100	13298	Maintenance services for 05/04/11-05/10/11	MAY-2011
31,027	Other	STERLING BOILER AND MECHANICAL INC				1,108.40	512100	13298	Maintenance services for 05/04/11-05/10/11	MAY-2011
31,028	Other	STERLING BOILER AND MECHANICAL INC				1,108.40	513100	13298	Maintenance services for 05/04/11-05/10/11	MAY-2011
31,029	Other	STERLING BOILER AND MECHANICAL INC				935.01	512100	13298	Maintenance services for 05/04/11-05/10/11	MAY-2011
31,030	Other	STERLING BOILER AND MECHANICAL INC				932.58	512100	13298	Maintenance services for 05/04/11-05/10/11	MAY-2011
31,031	Other	STERLING BOILER AND MECHANICAL INC				909.94	512100	13298	Maintenance services for 05/04/11-05/10/11	MAY-2011
31,032	Other	STERLING BOILER AND MECHANICAL INC				901.17	512100	13298	Maintenance services for 05/04/11-05/10/11	MAY-2011
31,033	Other	STERLING BOILER AND MECHANICAL INC				890.58	512100	13298	Maintenance services for 05/04/11-05/10/11	MAY-2011
31,034	Other	STERLING BOILER AND MECHANICAL INC				818.88	512100	13298	Maintenance services for 05/04/11-05/10/11	MAY-2011
31,035	Other	STERLING BOILER AND MECHANICAL INC				730.02	512100	13298	Maintenance services for 05/04/11-05/10/11	MAY-2011
31,036	Other	STERLING BOILER AND MECHANICAL INC				627.68	513100	13298	Maintenance services for 05/04/11-05/10/11	MAY-2011
31,037	Other	STERLING BOILER AND MECHANICAL INC				617.85	512100	13298	Maintenance services for 05/04/11-05/10/11	MAY-2011
31,038	Other	STERLING BOILER AND MECHANICAL INC				555.38	512100	13298	Maintenance services for 05/04/11-05/10/11	MAY-2011
31,039	Other	STERLING BOILER AND MECHANICAL INC				518.10	513100	13298	Maintenance services for 05/04/11-05/10/11	MAY-2011
31,040	Other	STERLING BOILER AND MECHANICAL INC				517.23	512017	13298	Maintenance services for 05/04/11-05/10/11	MAY-2011
31,041	Other	STERLING BOILER AND MECHANICAL INC				487.58	512100	13298	Maintenance services for 05/04/11-05/10/11	MAY-2011
31,042	Other	STERLING BOILER AND MECHANICAL INC				465.44	512100	13298	Maintenance services for 05/04/11-05/10/11	MAY-2011
31,043	Other	STERLING BOILER AND MECHANICAL INC				465.44	512100	13298	Maintenance services for 05/04/11-05/10/11	MAY-2011
31,044	Other	STERLING BOILER AND MECHANICAL INC				465.44	512100	13298	Maintenance services for 05/04/11-05/10/11	MAY-2011
31,045	Other	STERLING BOILER AND MECHANICAL INC				465.44	513100	13298	Maintenance services for 05/04/11-05/10/11	MAY-2011
31,046	Other	STERLING BOILER AND MECHANICAL INC				376.61	513100	13298	Maintenance services for 05/04/11-05/10/11	MAY-2011
31,047	Other	STERLING BOILER AND MECHANICAL INC				349.08	512100	13298	Maintenance services for 05/04/11-05/10/11	MAY-2011
31,048	Other	STERLING BOILER AND MECHANICAL INC				343.25	512100	13298	Maintenance services for 05/04/11-05/10/11	MAY-2011
31,049	Other	STERLING BOILER AND MECHANICAL INC				343.25	512100	13298	Maintenance services for 05/04/11-05/10/11	MAY-2011
31,050	Other	STERLING BOILER AND MECHANICAL INC				343.25	512100	13298	Maintenance services for 05/04/11-05/10/11	MAY-2011
31,051	Other	STERLING BOILER AND MECHANICAL INC				343.25	512100	13298	Maintenance services for 05/04/11-05/10/11	MAY-2011
31,052	Other	STERLING BOILER AND MECHANICAL INC				339.57	512100	13298	Maintenance services for 05/04/11-05/10/11	MAY-2011
31,053	Other	STERLING BOILER AND MECHANICAL INC				310.86	512100	13298	Maintenance services for 05/04/11-05/10/11	MAY-2011
31,054	Other	STERLING BOILER AND MECHANICAL INC				279.44	512100	13298	Maintenance services for 05/04/11-05/10/11	MAY-2011
31,055	Other	STERLING BOILER AND MECHANICAL INC				274.60	512100	13298	Maintenance services for 05/04/11-05/10/11	MAY-2011
31,056	Other	STERLING BOILER AND MECHANICAL INC				241.82	512100	13298	Maintenance services for 05/04/11-05/10/11	MAY-2011
31,057	Other	STERLING BOILER AND MECHANICAL INC				209.23	512100	13298	Maintenance services for 05/04/11-05/10/11	MAY-2011
31,058	Other	STERLING BOILER AND MECHANICAL INC				209.23	512100	13298	Maintenance services for 05/04/11-05/10/11	MAY-2011
31,059	Other	STERLING BOILER AND MECHANICAL INC				209.23	512100	13298	Maintenance services for 05/04/11-05/10/11	MAY-2011
31,060	Other	STERLING BOILER AND MECHANICAL INC				209.23	512100	13298	Maintenance services for 05/04/11-05/10/11	MAY-2011
31,061	Other	STERLING BOILER AND MECHANICAL INC				209.23	513100	13298	Maintenance services for 05/04/11-05/10/11	MAY-2011
31,062	Other	STERLING BOILER AND MECHANICAL INC				209.23	513100	13298	Maintenance services for 05/04/11-05/10/11	MAY-2011
31,063	Other	STERLING BOILER AND MECHANICAL INC				209.04	512100	13298	Maintenance services for 05/04/11-05/10/11	MAY-2011
31,064	Other	STERLING BOILER AND MECHANICAL INC				156.78	512100	13298	Maintenance services for 05/04/11-05/10/11	MAY-2011
31,065	Other	STERLING BOILER AND MECHANICAL INC				156.78	512100	13298	Maintenance services for 05/04/11-05/10/11	MAY-2011
31,066	Other	STERLING BOILER AND MECHANICAL INC				126.55	512100	13298	Maintenance services for 05/04/11-05/10/11	MAY-2011
31,067	Other	STERLING BOILER AND MECHANICAL INC				75.00	512100	13298	Maintenance services for 05/04/11-05/10/11	MAY-2011
31,068	Other	STERLING BOILER AND MECHANICAL INC				58.18	513100	13298	Maintenance services for 05/04/11-05/10/11	MAY-2011
31,069	Other	STERLING BOILER AND MECHANICAL INC				58.18	513100	13298	Maintenance services for 05/04/11-05/10/11	MAY-2011
31,070	Other	STERLING BOILER AND MECHANICAL INC				30.00	512100	13298	Maintenance services for 05/04/11-05/10/11	MAY-2011
31,071	Other	STERLING BOILER AND MECHANICAL INC				33,995.12	512100	13825	Maintenance services for 05/11/11-05/17/11	Jun-2011
31,072	Other	STERLING BOILER AND MECHANICAL INC				12,113.51	514100	13825	Maintenance services for 05/11/11-05/17/11	Jun-2011
31,073	Other	STERLING BOILER AND MECHANICAL INC				10,837.33	512100	13825	Maintenance services for 05/11/11-05/17/11	Jun-2011
31,074	Other	STERLING BOILER AND MECHANICAL INC				7,312.64	514100	13825	Maintenance services for 05/11/11-05/17/11	Jun-2011
31,075	Other	STERLING BOILER AND MECHANICAL INC				5,407.37	512100	13825	Maintenance services for 05/11/11-05/17/11	Jun-2011
31,076	Other	STERLING BOILER AND MECHANICAL INC				5,279.20	512100	13825	Maintenance services for 05/11/11-05/17/11	Jun-2011
31,077	Other	STERLING BOILER AND MECHANICAL INC				4,559.40	512100	13825	Maintenance services for 05/11/11-05/17/11	Jun-2011
31,078	Other	STERLING BOILER AND MECHANICAL INC				4,312.39	512100	13825	Maintenance services for 05/11/11-05/17/11	Jun-2011

KENTUCKY UTILITIES COMPANY
Case No. 2012- 00221
Analysis of Professional Services Expenses For the Test Year

(A)	(B)	(C)	(D)	(E)	(F)	(G)	(H)	(I)		
Line No.	Type	Vendor	Rate Case	Audit	Other	Total	Account	Invoice	Description	Period
31,079	Other	STERLING BOILER AND MECHANICAL INC				4,124.50	512100	13825	Maintenance services for 05/11/11-05/17/11	Jun-2011
31,080	Other	STERLING BOILER AND MECHANICAL INC				4,042.58	512100	13825	Maintenance services for 05/11/11-05/17/11	Jun-2011
31,081	Other	STERLING BOILER AND MECHANICAL INC				3,793.11	512100	13825	Maintenance services for 05/11/11-05/17/11	Jun-2011
31,082	Other	STERLING BOILER AND MECHANICAL INC				3,400.48	512100	13825	Maintenance services for 05/11/11-05/17/11	Jun-2011
31,083	Other	STERLING BOILER AND MECHANICAL INC				3,332.28	511100	13825	Maintenance services for 05/11/11-05/17/11	Jun-2011
31,084	Other	STERLING BOILER AND MECHANICAL INC				2,527.66	512100	13825	Maintenance services for 05/11/11-05/17/11	Jun-2011
31,085	Other	STERLING BOILER AND MECHANICAL INC				1,851.18	512100	13825	Maintenance services for 05/11/11-05/17/11	Jun-2011
31,086	Other	STERLING BOILER AND MECHANICAL INC				1,608.50	512017	13825	Maintenance services for 05/11/11-05/17/11	Jun-2011
31,087	Other	STERLING BOILER AND MECHANICAL INC				1,544.65	512100	13825	Maintenance services for 05/11/11-05/17/11	Jun-2011
31,088	Other	STERLING BOILER AND MECHANICAL INC				1,333.00	512100	13825	Maintenance services for 05/11/11-05/17/11	Jun-2011
31,089	Other	STERLING BOILER AND MECHANICAL INC				1,326.75	512017	13825	Maintenance services for 05/11/11-05/17/11	Jun-2011
31,090	Other	STERLING BOILER AND MECHANICAL INC				1,124.11	514100	13825	Maintenance services for 05/11/11-05/17/11	Jun-2011
31,091	Other	STERLING BOILER AND MECHANICAL INC				1,110.76	512100	13825	Maintenance services for 05/11/11-05/17/11	Jun-2011
31,092	Other	STERLING BOILER AND MECHANICAL INC				1,039.02	512100	13825	Maintenance services for 05/11/11-05/17/11	Jun-2011
31,093	Other	STERLING BOILER AND MECHANICAL INC				828.96	513100	13825	Maintenance services for 05/11/11-05/17/11	Jun-2011
31,094	Other	STERLING BOILER AND MECHANICAL INC				715.58	512017	13825	Maintenance services for 05/11/11-05/17/11	Jun-2011
31,095	Other	STERLING BOILER AND MECHANICAL INC				651.55	512017	13825	Maintenance services for 05/11/11-05/17/11	Jun-2011
31,096	Other	STERLING BOILER AND MECHANICAL INC				579.06	513100	13825	Maintenance services for 05/11/11-05/17/11	Jun-2011
31,097	Other	STERLING BOILER AND MECHANICAL INC				500.12	513100	13825	Maintenance services for 05/11/11-05/17/11	Jun-2011
31,098	Other	STERLING BOILER AND MECHANICAL INC				486.68	512100	13825	Maintenance services for 05/11/11-05/17/11	Jun-2011
31,099	Other	STERLING BOILER AND MECHANICAL INC				349.08	512017	13825	Maintenance services for 05/11/11-05/17/11	Jun-2011
31,100	Other	STERLING BOILER AND MECHANICAL INC				349.08	513100	13825	Maintenance services for 05/11/11-05/17/11	Jun-2011
31,101	Other	STERLING BOILER AND MECHANICAL INC				310.86	512100	13825	Maintenance services for 05/11/11-05/17/11	Jun-2011
31,102	Other	STERLING BOILER AND MECHANICAL INC				294.08	512100	13825	Maintenance services for 05/11/11-05/17/11	Jun-2011
31,103	Other	STERLING BOILER AND MECHANICAL INC				261.30	512100	13825	Maintenance services for 05/11/11-05/17/11	Jun-2011
31,104	Other	STERLING BOILER AND MECHANICAL INC				258.30	512017	13825	Maintenance services for 05/11/11-05/17/11	Jun-2011
31,105	Other	STERLING BOILER AND MECHANICAL INC				209.23	512100	13825	Maintenance services for 05/11/11-05/17/11	Jun-2011
31,106	Other	STERLING BOILER AND MECHANICAL INC				209.23	513100	13825	Maintenance services for 05/11/11-05/17/11	Jun-2011
31,107	Other	STERLING BOILER AND MECHANICAL INC				207.24	512100	13825	Maintenance services for 05/11/11-05/17/11	Jun-2011
31,108	Other	STERLING BOILER AND MECHANICAL INC				174.54	513100	13825	Maintenance services for 05/11/11-05/17/11	Jun-2011
31,109	Other	STERLING BOILER AND MECHANICAL INC				116.36	513100	13825	Maintenance services for 05/11/11-05/17/11	Jun-2011
31,110	Other	STERLING BOILER AND MECHANICAL INC				110.84	512017	13825	Maintenance services for 05/11/11-05/17/11	Jun-2011
31,111	Other	STERLING BOILER AND MECHANICAL INC				7,579.55	512100	14042	Maintenance services for 05/18/11-05/24/11	Jun-2011
31,112	Other	STERLING BOILER AND MECHANICAL INC				5,747.13	514100	14042	Maintenance services for 05/18/11-05/24/11	Jun-2011
31,113	Other	STERLING BOILER AND MECHANICAL INC				5,464.79	512100	14042	Maintenance services for 05/18/11-05/24/11	Jun-2011
31,114	Other	STERLING BOILER AND MECHANICAL INC				4,903.97	511100	14042	Maintenance services for 05/18/11-05/24/11	Jun-2011
31,115	Other	STERLING BOILER AND MECHANICAL INC				4,720.91	513100	14042	Maintenance services for 05/18/11-05/24/11	Jun-2011
31,116	Other	STERLING BOILER AND MECHANICAL INC				3,309.47	514100	14042	Maintenance services for 05/18/11-05/24/11	Jun-2011
31,117	Other	STERLING BOILER AND MECHANICAL INC				3,045.52	511100	14042	Maintenance services for 05/18/11-05/24/11	Jun-2011
31,118	Other	STERLING BOILER AND MECHANICAL INC				2,797.12	512100	14042	Maintenance services for 05/18/11-05/24/11	Jun-2011
31,119	Other	STERLING BOILER AND MECHANICAL INC				1,914.14	512100	14042	Maintenance services for 05/18/11-05/24/11	Jun-2011
31,120	Other	STERLING BOILER AND MECHANICAL INC				1,345.36	512100	14042	Maintenance services for 05/18/11-05/24/11	Jun-2011
31,121	Other	STERLING BOILER AND MECHANICAL INC				1,179.96	512017	14042	Maintenance services for 05/18/11-05/24/11	Jun-2011
31,122	Other	STERLING BOILER AND MECHANICAL INC				1,077.98	512100	14042	Maintenance services for 05/18/11-05/24/11	Jun-2011
31,123	Other	STERLING BOILER AND MECHANICAL INC				903.50	512100	14042	Maintenance services for 05/18/11-05/24/11	Jun-2011
31,124	Other	STERLING BOILER AND MECHANICAL INC				901.72	512100	14042	Maintenance services for 05/18/11-05/24/11	Jun-2011
31,125	Other	STERLING BOILER AND MECHANICAL INC				645.33	513100	14042	Maintenance services for 05/18/11-05/24/11	Jun-2011
31,126	Other	STERLING BOILER AND MECHANICAL INC				645.33	513100	14042	Maintenance services for 05/18/11-05/24/11	Jun-2011
31,127	Other	STERLING BOILER AND MECHANICAL INC				525.84	512100	14042	Maintenance services for 05/18/11-05/24/11	Jun-2011
31,128	Other	STERLING BOILER AND MECHANICAL INC				522.60	512100	14042	Maintenance services for 05/18/11-05/24/11	Jun-2011
31,129	Other	STERLING BOILER AND MECHANICAL INC				418.08	512100	14042	Maintenance services for 05/18/11-05/24/11	Jun-2011
31,130	Other	STERLING BOILER AND MECHANICAL INC				349.08	512017	14042	Maintenance services for 05/18/11-05/24/11	Jun-2011
31,131	Other	STERLING BOILER AND MECHANICAL INC				332.51	513100	14042	Maintenance services for 05/18/11-05/24/11	Jun-2011
31,132	Other	STERLING BOILER AND MECHANICAL INC				332.50	513100	14042	Maintenance services for 05/18/11-05/24/11	Jun-2011
31,133	Other	STERLING BOILER AND MECHANICAL INC				313.56	512100	14042	Maintenance services for 05/18/11-05/24/11	Jun-2011
31,134	Other	STERLING BOILER AND MECHANICAL INC				116.36	512011	14042	Maintenance services for 05/18/11-05/24/11	Jun-2011
31,135	Other	STERLING BOILER AND MECHANICAL INC				116.36	513100	14042	Maintenance services for 05/18/11-05/24/11	Jun-2011
31,136	Other	STERLING BOILER AND MECHANICAL INC				116.36	513100	14042	Maintenance services for 05/18/11-05/24/11	Jun-2011
31,137	Other	STERLING BOILER AND MECHANICAL INC				104.52	512100	14042	Maintenance services for 05/18/11-05/24/11	Jun-2011
31,138	Other	STERLING BOILER AND MECHANICAL INC				104.52	512100	14042	Maintenance services for 05/18/11-05/24/11	Jun-2011

KENTUCKY UTILITIES COMPANY
Case No. 2012- 00221
Analysis of Professional Services Expenses For the Test Year

(A)	(B)	(C)	(D)	(E)	(F)	(G)	(H)	(I)		
Line No.	Type	Vendor	Rate Case	Audit	Other	Total	Account	Invoice	Description	Period
31,139	Other	STERLING BOILER AND MECHANICAL INC				104.52	512100	14042	Maintenance services for 05/18/11-05/24/11	Jun-2011
31,140	Other	STERLING BOILER AND MECHANICAL INC				104.52	512100	14042	Maintenance services for 05/18/11-05/24/11	Jun-2011
31,141	Other	STERLING BOILER AND MECHANICAL INC				65.67	512100	14042	Maintenance services for 05/18/11-05/24/11	Jun-2011
31,142	Other	STERLING BOILER AND MECHANICAL INC				30.00	512100	14042	Maintenance services for 05/18/11-05/24/11	Jun-2011
31,143	Other	STERLING BOILER AND MECHANICAL INC				22.50	512100	14042	Maintenance services for 05/18/11-05/24/11	Jun-2011
31,144	Other	STERLING BOILER AND MECHANICAL INC				22.50	512100	14042	Maintenance services for 05/18/11-05/24/11	Jun-2011
31,145	Other	STERLING BOILER AND MECHANICAL INC				5,809.01	512100	14249	Maintenance services for 05/25/11-05/31/11	Jun-2011
31,146	Other	STERLING BOILER AND MECHANICAL INC				2,977.89	512100	14249	Maintenance services for 05/25/11-05/31/11	Jun-2011
31,147	Other	STERLING BOILER AND MECHANICAL INC				1,379.92	510100	14249	Maintenance services for 05/25/11-05/31/11	Jun-2011
31,148	Other	STERLING BOILER AND MECHANICAL INC				1,379.92	511100	14249	Maintenance services for 05/25/11-05/31/11	Jun-2011
31,149	Other	STERLING BOILER AND MECHANICAL INC				1,250.64	512017	14249	Maintenance services for 05/25/11-05/31/11	Jun-2011
31,150	Other	STERLING BOILER AND MECHANICAL INC				883.52	510100	14249	Maintenance services for 05/25/11-05/31/11	Jun-2011
31,151	Other	STERLING BOILER AND MECHANICAL INC				788.76	512100	14249	Maintenance services for 05/25/11-05/31/11	Jun-2011
31,152	Other	STERLING BOILER AND MECHANICAL INC				694.62	512100	14249	Maintenance services for 05/25/11-05/31/11	Jun-2011
31,153	Other	STERLING BOILER AND MECHANICAL INC				581.80	512100	14249	Maintenance services for 05/25/11-05/31/11	Jun-2011
31,154	Other	STERLING BOILER AND MECHANICAL INC				525.84	510100	14249	Maintenance services for 05/25/11-05/31/11	Jun-2011
31,155	Other	STERLING BOILER AND MECHANICAL INC				480.92	512100	14249	Maintenance services for 05/25/11-05/31/11	Jun-2011
31,156	Other	STERLING BOILER AND MECHANICAL INC				418.08	510100	14249	Maintenance services for 05/25/11-05/31/11	Jun-2011
31,157	Other	STERLING BOILER AND MECHANICAL INC				414.48	511100	14249	Maintenance services for 05/25/11-05/31/11	Jun-2011
31,158	Other	STERLING BOILER AND MECHANICAL INC				349.08	512011	14249	Maintenance services for 05/25/11-05/31/11	Jun-2011
31,159	Other	STERLING BOILER AND MECHANICAL INC				334.76	513100	14249	Maintenance services for 05/25/11-05/31/11	Jun-2011
31,160	Other	STERLING BOILER AND MECHANICAL INC				232.72	512100	14249	Maintenance services for 05/25/11-05/31/11	Jun-2011
31,161	Other	STERLING BOILER AND MECHANICAL INC				209.04	512017	14249	Maintenance services for 05/25/11-05/31/11	Jun-2011
31,162	Other	STERLING BOILER AND MECHANICAL INC				209.04	512017	14249	Maintenance services for 05/25/11-05/31/11	Jun-2011
31,163	Other	STERLING BOILER AND MECHANICAL INC				116.36	511100	14249	Maintenance services for 05/25/11-05/31/11	Jun-2011
31,164	Other	STERLING BOILER AND MECHANICAL INC				116.36	511100	14249	Maintenance services for 05/25/11-05/31/11	Jun-2011
31,165	Other	STERLING BOILER AND MECHANICAL INC				116.36	512011	14249	Maintenance services for 05/25/11-05/31/11	Jun-2011
31,166	Other	STERLING BOILER AND MECHANICAL INC				116.36	512017	14249	Maintenance services for 05/25/11-05/31/11	Jun-2011
31,167	Other	STERLING BOILER AND MECHANICAL INC				116.36	512100	14249	Maintenance services for 05/25/11-05/31/11	Jun-2011
31,168	Other	STERLING BOILER AND MECHANICAL INC				58.18	512011	14249	Maintenance services for 05/25/11-05/31/11	Jun-2011
31,169	Other	STERLING BOILER AND MECHANICAL INC				1,651.84	510100	14466	Maintenance services for 06/01/11-06/07/11	Jun-2011
31,170	Other	STERLING BOILER AND MECHANICAL INC				1,506.40	512100	14466	Maintenance services for 06/01/11-06/07/11	Jun-2011
31,171	Other	STERLING BOILER AND MECHANICAL INC				1,284.40	512100	14466	Maintenance services for 06/01/11-06/07/11	Jun-2011
31,172	Other	STERLING BOILER AND MECHANICAL INC				1,167.00	512100	14466	Maintenance services for 06/01/11-06/07/11	Jun-2011
31,173	Other	STERLING BOILER AND MECHANICAL INC				1,125.52	512100	14466	Maintenance services for 06/01/11-06/07/11	Jun-2011
31,174	Other	STERLING BOILER AND MECHANICAL INC				933.60	512017	14466	Maintenance services for 06/01/11-06/07/11	Jun-2011
31,175	Other	STERLING BOILER AND MECHANICAL INC				933.60	513100	14466	Maintenance services for 06/01/11-06/07/11	Jun-2011
31,176	Other	STERLING BOILER AND MECHANICAL INC				770.64	512100	14466	Maintenance services for 06/01/11-06/07/11	Jun-2011
31,177	Other	STERLING BOILER AND MECHANICAL INC				645.60	511100	14466	Maintenance services for 06/01/11-06/07/11	Jun-2011
31,178	Other	STERLING BOILER AND MECHANICAL INC				613.92	511100	14466	Maintenance services for 06/01/11-06/07/11	Jun-2011
31,179	Other	STERLING BOILER AND MECHANICAL INC				466.80	512100	14466	Maintenance services for 06/01/11-06/07/11	Jun-2011
31,180	Other	STERLING BOILER AND MECHANICAL INC				306.96	512017	14466	Maintenance services for 06/01/11-06/07/11	Jun-2011
31,181	Other	STERLING BOILER AND MECHANICAL INC				260.32	513100	14466	Maintenance services for 06/01/11-06/07/11	Jun-2011
31,182	Other	STERLING BOILER AND MECHANICAL INC				260.32	513100	14466	Maintenance services for 06/01/11-06/07/11	Jun-2011
31,183	Other	STERLING BOILER AND MECHANICAL INC				233.40	511100	14466	Maintenance services for 06/01/11-06/07/11	Jun-2011
31,184	Other	STERLING BOILER AND MECHANICAL INC				206.48	512100	14466	Maintenance services for 06/01/11-06/07/11	Jun-2011
31,185	Other	STERLING BOILER AND MECHANICAL INC				206.48	512100	14466	Maintenance services for 06/01/11-06/07/11	Jun-2011
31,186	Other	STERLING BOILER AND MECHANICAL INC				206.48	512100	14466	Maintenance services for 06/01/11-06/07/11	Jun-2011
31,187	Other	STERLING BOILER AND MECHANICAL INC				206.48	512100	14466	Maintenance services for 06/01/11-06/07/11	Jun-2011
31,188	Other	STERLING BOILER AND MECHANICAL INC				128.44	512100	14466	Maintenance services for 06/01/11-06/07/11	Jun-2011
31,189	Other	STERLING BOILER AND MECHANICAL INC				128.44	513100	14466	Maintenance services for 06/01/11-06/07/11	Jun-2011
31,190	Other	STERLING BOILER AND MECHANICAL INC				64.22	512017	14466	Maintenance services for 06/01/11-06/07/11	Jun-2011
31,191	Other	STERLING BOILER AND MECHANICAL INC				64.22	512100	14466	Maintenance services for 06/01/11-06/07/11	Jun-2011
31,192	Other	STERLING BOILER AND MECHANICAL INC				64.22	513100	14466	Maintenance services for 06/01/11-06/07/11	Jun-2011
31,193	Other	STERLING BOILER AND MECHANICAL INC				64.22	513100	14466	Maintenance services for 06/01/11-06/07/11	Jun-2011
31,194	Other	STERLING BOILER AND MECHANICAL INC				4,329.45	506100	14622	Material for second quarter of 2011	JUL-2011
31,195	Other	STERLING BOILER AND MECHANICAL INC				17.60	512100	14622	Material for second quarter of 2011	JUL-2011
31,196	Other	STERLING BOILER AND MECHANICAL INC				22,319.81	506100	14625	Material for April 20, 2011-May 31, 2011	JUL-2011
31,197	Other	STERLING BOILER AND MECHANICAL INC				2,378.96	511100	14716	Maintenance services for 06/08/11-06/14/11	Jun-2011
31,198	Other	STERLING BOILER AND MECHANICAL INC				1,516.80	511100	14716	Maintenance services for 06/08/11-06/14/11	Jun-2011

KENTUCKY UTILITIES COMPANY
Case No. 2012- 00221
Analysis of Professional Services Expenses For the Test Year

(A)	(B)	(C)	(D)	(E)	(F)	(G)	(H)	(I)		
Line No.	Type	Vendor	Rate Case	Audit	Other	Total	Account	Invoice	Description	Period
31,259	Other	STERLING BOILER AND MECHANICAL INC				103.24	512100	14850	Maintenance services for 06/15/11-06/21/11	Jun-2011
31,260	Other	STERLING BOILER AND MECHANICAL INC				103.24	512100	14850	Maintenance services for 06/15/11-06/21/11	Jun-2011
31,261	Other	STERLING BOILER AND MECHANICAL INC				103.24	513100	14850	Maintenance services for 06/15/11-06/21/11	Jun-2011
31,262	Other	STERLING BOILER AND MECHANICAL INC				103.24	513100	14850	Maintenance services for 06/15/11-06/21/11	Jun-2011
31,263	Other	STERLING BOILER AND MECHANICAL INC				102.32	512100	14850	Maintenance services for 06/15/11-06/21/11	Jun-2011
31,264	Other	STERLING BOILER AND MECHANICAL INC				34.44	512017	14850	Maintenance services for 06/15/11-06/21/11	Jun-2011
31,265	Other	STERLING BOILER AND MECHANICAL INC				21,485.05	512100	14886	Material for June 15-21, 2011	JUL-2011
31,266	Other	STERLING BOILER AND MECHANICAL INC				1,548.24	510100	15091	Maintenance services for 06/22/11-06/28/11	JUL-2011
31,267	Other	STERLING BOILER AND MECHANICAL INC				1,366.68	513100	15091	Maintenance services for 06/22/11-06/28/11	JUL-2011
31,268	Other	STERLING BOILER AND MECHANICAL INC				1,233.36	512100	15091	Maintenance services for 06/22/11-06/28/11	JUL-2011
31,269	Other	STERLING BOILER AND MECHANICAL INC				1,224.03	511100	15091	Maintenance services for 06/22/11-06/28/11	JUL-2011
31,270	Other	STERLING BOILER AND MECHANICAL INC				1,066.56	512100	15091	Maintenance services for 06/22/11-06/28/11	JUL-2011
31,271	Other	STERLING BOILER AND MECHANICAL INC				464.24	512100	15091	Maintenance services for 06/22/11-06/28/11	JUL-2011
31,272	Other	STERLING BOILER AND MECHANICAL INC				433.05	512100	15091	Maintenance services for 06/22/11-06/28/11	JUL-2011
31,273	Other	STERLING BOILER AND MECHANICAL INC				376.60	512100	15091	Maintenance services for 06/22/11-06/28/11	JUL-2011
31,274	Other	STERLING BOILER AND MECHANICAL INC				361.34	513100	15091	Maintenance services for 06/22/11-06/28/11	JUL-2011
31,275	Other	STERLING BOILER AND MECHANICAL INC				322.80	512100	15091	Maintenance services for 06/22/11-06/28/11	JUL-2011
31,276	Other	STERLING BOILER AND MECHANICAL INC				308.34	512100	15091	Maintenance services for 06/22/11-06/28/11	JUL-2011
31,277	Other	STERLING BOILER AND MECHANICAL INC				260.32	511100	15091	Maintenance services for 06/22/11-06/28/11	JUL-2011
31,278	Other	STERLING BOILER AND MECHANICAL INC				260.32	512017	15091	Maintenance services for 06/22/11-06/28/11	JUL-2011
31,279	Other	STERLING BOILER AND MECHANICAL INC				255.80	513100	15091	Maintenance services for 06/22/11-06/28/11	JUL-2011
31,280	Other	STERLING BOILER AND MECHANICAL INC				215.20	513100	15091	Maintenance services for 06/22/11-06/28/11	JUL-2011
31,281	Other	STERLING BOILER AND MECHANICAL INC				215.20	513100	15091	Maintenance services for 06/22/11-06/28/11	JUL-2011
31,282	Other	STERLING BOILER AND MECHANICAL INC				206.48	511100	15091	Maintenance services for 06/22/11-06/28/11	JUL-2011
31,283	Other	STERLING BOILER AND MECHANICAL INC				206.48	511100	15091	Maintenance services for 06/22/11-06/28/11	JUL-2011
31,284	Other	STERLING BOILER AND MECHANICAL INC				204.64	513100	15091	Maintenance services for 06/22/11-06/28/11	JUL-2011
31,285	Other	STERLING BOILER AND MECHANICAL INC				129.02	512100	15091	Maintenance services for 06/22/11-06/28/11	JUL-2011
31,286	Other	STERLING BOILER AND MECHANICAL INC				103.24	513100	15091	Maintenance services for 06/22/11-06/28/11	JUL-2011
31,287	Other	STERLING BOILER AND MECHANICAL INC				1,844.46	512100	15216	Maintenance services for 06/29/11-07/05/11	JUL-2011
31,288	Other	STERLING BOILER AND MECHANICAL INC				1,811.84	512100	15216	Maintenance services for 06/29/11-07/05/11	JUL-2011
31,289	Other	STERLING BOILER AND MECHANICAL INC				1,765.56	512100	15216	Maintenance services for 06/29/11-07/05/11	JUL-2011
31,290	Other	STERLING BOILER AND MECHANICAL INC				1,666.50	512100	15216	Maintenance services for 06/29/11-07/05/11	JUL-2011
31,291	Other	STERLING BOILER AND MECHANICAL INC				1,583.60	512100	15216	Maintenance services for 06/29/11-07/05/11	JUL-2011
31,292	Other	STERLING BOILER AND MECHANICAL INC				1,364.00	510100	15216	Maintenance services for 06/29/11-07/05/11	JUL-2011
31,293	Other	STERLING BOILER AND MECHANICAL INC				1,041.28	511100	15216	Maintenance services for 06/29/11-07/05/11	JUL-2011
31,294	Other	STERLING BOILER AND MECHANICAL INC				929.04	510100	15216	Maintenance services for 06/29/11-07/05/11	JUL-2011
31,295	Other	STERLING BOILER AND MECHANICAL INC				865.99	512100	15216	AI Inspection fee - 07/05/11	JUL-2011
31,296	Other	STERLING BOILER AND MECHANICAL INC				411.12	512100	15216	Maintenance services for 06/29/11-07/05/11	JUL-2011
31,297	Other	STERLING BOILER AND MECHANICAL INC				411.12	513100	15216	Maintenance services for 06/29/11-07/05/11	JUL-2011
31,298	Other	STERLING BOILER AND MECHANICAL INC				303.10	512100	15216	Maintenance services for 06/29/11-07/05/11	JUL-2011
31,299	Other	STERLING BOILER AND MECHANICAL INC				258.04	511100	15216	Maintenance services for 06/29/11-07/05/11	JUL-2011
31,300	Other	STERLING BOILER AND MECHANICAL INC				206.48	512100	15216	Maintenance services for 06/29/11-07/05/11	JUL-2011
31,301	Other	STERLING BOILER AND MECHANICAL INC				206.48	512100	15216	Maintenance services for 06/29/11-07/05/11	JUL-2011
31,302	Other	STERLING BOILER AND MECHANICAL INC				206.48	512100	15216	Maintenance services for 06/29/11-07/05/11	JUL-2011
31,303	Other	STERLING BOILER AND MECHANICAL INC				206.48	512100	15216	Maintenance services for 06/29/11-07/05/11	JUL-2011
31,304	Other	STERLING BOILER AND MECHANICAL INC				199.98	512011	15216	Maintenance services for 06/29/11-07/05/11	JUL-2011
31,305	Other	STERLING BOILER AND MECHANICAL INC				129.02	511100	15216	Maintenance services for 06/29/11-07/05/11	JUL-2011
31,306	Other	STERLING BOILER AND MECHANICAL INC				129.02	513100	15216	Maintenance services for 06/29/11-07/05/11	JUL-2011
31,307	Other	STERLING BOILER AND MECHANICAL INC				66.66	512017	15216	Maintenance services for 06/29/11-07/05/11	JUL-2011
31,308	Other	STERLING BOILER AND MECHANICAL INC				3,031.91	512100	15327	Maintenance services for 07/06/11-07/12/11	JUL-2011
31,309	Other	STERLING BOILER AND MECHANICAL INC				1,811.38	512100	15327	Maintenance services for 07/06/11-07/12/11	JUL-2011
31,310	Other	STERLING BOILER AND MECHANICAL INC				1,762.72	512100	15327	Maintenance services for 07/06/11-07/12/11	JUL-2011
31,311	Other	STERLING BOILER AND MECHANICAL INC				1,640.94	513100	15327	Maintenance services for 07/06/11-07/12/11	JUL-2011
31,312	Other	STERLING BOILER AND MECHANICAL INC				1,318.44	511100	15327	Maintenance services for 07/06/11-07/12/11	JUL-2011
31,313	Other	STERLING BOILER AND MECHANICAL INC				1,238.88	512017	15327	Maintenance services for 07/06/11-07/12/11	JUL-2011
31,314	Other	STERLING BOILER AND MECHANICAL INC				964.20	512100	15327	Maintenance services for 07/06/11-07/12/11	JUL-2011
31,315	Other	STERLING BOILER AND MECHANICAL INC				825.92	512017	15327	Maintenance services for 07/06/11-07/12/11	JUL-2011
31,316	Other	STERLING BOILER AND MECHANICAL INC				675.30	512100	15327	Maintenance services for 07/06/11-07/12/11	JUL-2011
31,317	Other	STERLING BOILER AND MECHANICAL INC				412.96	511100	15327	Maintenance services for 07/06/11-07/12/11	JUL-2011
31,318	Other	STERLING BOILER AND MECHANICAL INC				412.96	512100	15327	Maintenance services for 07/06/11-07/12/11	JUL-2011

KENTUCKY UTILITIES COMPANY
Case No. 2012- 00221
Analysis of Professional Services Expenses For the Test Year

(A)	(B)	(C)	(D)	(E)	(F)	(G)	(H)	(I)		
Line No.	Type	Vendor	Rate Case	Audit	Other	Total	Account	Invoice	Description	Period
31,379	Other	STERLING BOILER AND MECHANICAL INC				1,554.33	512100	15765	Maintenance services for w/e 07/20/11-07/26/11	AUG-2011
31,380	Other	STERLING BOILER AND MECHANICAL INC				1,090.68	511100	15765	Maintenance services for w/e 07/20/11-07/26/11	AUG-2011
31,381	Other	STERLING BOILER AND MECHANICAL INC				774.30	511100	15765	Maintenance services for w/e 07/20/11-07/26/11	AUG-2011
31,382	Other	STERLING BOILER AND MECHANICAL INC				731.12	512017	15765	Maintenance services for w/e 07/20/11-07/26/11	AUG-2011
31,383	Other	STERLING BOILER AND MECHANICAL INC				530.06	512100	15765	Maintenance services for w/e 07/20/11-07/26/11	AUG-2011
31,384	Other	STERLING BOILER AND MECHANICAL INC				464.58	511100	15765	Maintenance services for w/e 07/20/11-07/26/11	AUG-2011
31,385	Other	STERLING BOILER AND MECHANICAL INC				449.92	512100	15765	Maintenance services for w/e 07/20/11-07/26/11	AUG-2011
31,386	Other	STERLING BOILER AND MECHANICAL INC				260.32	512017	15765	Maintenance services for w/e 07/20/11-07/26/11	AUG-2011
31,387	Other	STERLING BOILER AND MECHANICAL INC				206.48	511100	15765	Maintenance services for w/e 07/20/11-07/26/11	AUG-2011
31,388	Other	STERLING BOILER AND MECHANICAL INC				206.48	512100	15765	Maintenance services for w/e 07/20/11-07/26/11	AUG-2011
31,389	Other	STERLING BOILER AND MECHANICAL INC				103.24	512017	15765	Maintenance services for w/e 07/20/11-07/26/11	AUG-2011
31,390	Other	STERLING BOILER AND MECHANICAL INC				103.24	512017	15765	Maintenance services for w/e 07/20/11-07/26/11	AUG-2011
31,391	Other	STERLING BOILER AND MECHANICAL INC				103.24	512017	15765	Maintenance services for w/e 07/20/11-07/26/11	AUG-2011
31,392	Other	STERLING BOILER AND MECHANICAL INC				103.24	512100	15765	Maintenance services for w/e 07/20/11-07/26/11	AUG-2011
31,393	Other	STERLING BOILER AND MECHANICAL INC				103.24	512100	15765	Maintenance services for w/e 07/20/11-07/26/11	AUG-2011
31,394	Other	STERLING BOILER AND MECHANICAL INC				103.24	512100	15765	Maintenance services for w/e 07/20/11-07/26/11	AUG-2011
31,395	Other	STERLING BOILER AND MECHANICAL INC				103.24	512100	15765	Maintenance services for w/e 07/20/11-07/26/11	AUG-2011
31,396	Other	STERLING BOILER AND MECHANICAL INC				103.24	512100	15765	Maintenance services for w/e 07/20/11-07/26/11	AUG-2011
31,397	Other	STERLING BOILER AND MECHANICAL INC				103.24	512100	15765	Maintenance services for w/e 07/20/11-07/26/11	AUG-2011
31,398	Other	STERLING BOILER AND MECHANICAL INC				103.24	512100	15765	Maintenance services for w/e 07/20/11-07/26/11	AUG-2011
31,399	Other	STERLING BOILER AND MECHANICAL INC				103.24	512100	15765	Maintenance services for w/e 07/20/11-07/26/11	AUG-2011
31,400	Other	STERLING BOILER AND MECHANICAL INC				103.24	513100	15765	Maintenance services for w/e 07/20/11-07/26/11	AUG-2011
31,401	Other	STERLING BOILER AND MECHANICAL INC				66.66	512100	15765	Maintenance services for w/e 07/20/11-07/26/11	AUG-2011
31,402	Other	STERLING BOILER AND MECHANICAL INC				66.66	512100	15765	Maintenance services for w/e 07/20/11-07/26/11	AUG-2011
31,403	Other	STERLING BOILER AND MECHANICAL INC				51.62	512017	15765	Maintenance services for w/e 07/20/11-07/26/11	AUG-2011
31,404	Other	STERLING BOILER AND MECHANICAL INC				51.62	512100	15765	Maintenance services for w/e 07/20/11-07/26/11	AUG-2011
31,405	Other	STERLING BOILER AND MECHANICAL INC				51.62	512100	15765	Maintenance services for w/e 07/20/11-07/26/11	AUG-2011
31,406	Other	STERLING BOILER AND MECHANICAL INC				20,923.65	512100	15910	Maintenance services for 07/27/11-08/02/11	AUG-2011
31,407	Other	STERLING BOILER AND MECHANICAL INC				7,869.89	512100	15910	Maintenance services for 07/27/11-08/02/11	AUG-2011
31,408	Other	STERLING BOILER AND MECHANICAL INC				1,087.84	512100	15910	Maintenance services for 07/27/11-08/02/11	AUG-2011
31,409	Other	STERLING BOILER AND MECHANICAL INC				1,041.28	511100	15910	Maintenance services for 07/27/11-08/02/11	AUG-2011
31,410	Other	STERLING BOILER AND MECHANICAL INC				825.92	511100	15910	Maintenance services for 07/27/11-08/02/11	AUG-2011
31,411	Other	STERLING BOILER AND MECHANICAL INC				768.07	512017	15910	Maintenance services for 07/27/11-08/02/11	AUG-2011
31,412	Other	STERLING BOILER AND MECHANICAL INC				714.23	512017	15910	Maintenance services for 07/27/11-08/02/11	AUG-2011
31,413	Other	STERLING BOILER AND MECHANICAL INC				543.92	512100	15910	Maintenance services for 07/27/11-08/02/11	AUG-2011
31,414	Other	STERLING BOILER AND MECHANICAL INC				543.92	512100	15910	Maintenance services for 07/27/11-08/02/11	AUG-2011
31,415	Other	STERLING BOILER AND MECHANICAL INC				520.38	513100	15910	Maintenance services for 07/27/11-08/02/11	AUG-2011
31,416	Other	STERLING BOILER AND MECHANICAL INC				458.02	511100	15910	Maintenance services for 07/27/11-08/02/11	AUG-2011
31,417	Other	STERLING BOILER AND MECHANICAL INC				260.32	511100	15910	Maintenance services for 07/27/11-08/02/11	AUG-2011
31,418	Other	STERLING BOILER AND MECHANICAL INC				206.48	511100	15910	Maintenance services for 07/27/11-08/02/11	AUG-2011
31,419	Other	STERLING BOILER AND MECHANICAL INC				206.48	512100	15910	Maintenance services for 07/27/11-08/02/11	AUG-2011
31,420	Other	STERLING BOILER AND MECHANICAL INC				206.48	512100	15910	Maintenance services for 07/27/11-08/02/11	AUG-2011
31,421	Other	STERLING BOILER AND MECHANICAL INC				199.98	512011	15910	Maintenance services for 07/27/11-08/02/11	AUG-2011
31,422	Other	STERLING BOILER AND MECHANICAL INC				199.98	512100	15910	Maintenance services for 07/27/11-08/02/11	AUG-2011
31,423	Other	STERLING BOILER AND MECHANICAL INC				103.24	511100	15910	Maintenance services for 07/27/11-08/02/11	AUG-2011
31,424	Other	STERLING BOILER AND MECHANICAL INC				103.24	511100	15910	Maintenance services for 07/27/11-08/02/11	AUG-2011
31,425	Other	STERLING BOILER AND MECHANICAL INC				66.66	512100	15910	Maintenance services for 07/27/11-08/02/11	AUG-2011
31,426	Other	STERLING BOILER AND MECHANICAL INC				66.66	512100	15910	Maintenance services for 07/27/11-08/02/11	AUG-2011
31,427	Other	STERLING BOILER AND MECHANICAL INC				7,401.69	512100	16066	Maintenance services for 08/03/11-08/09/11	AUG-2011
31,428	Other	STERLING BOILER AND MECHANICAL INC				3,190.76	512100	16066	Maintenance services for 08/03/11-08/09/11	AUG-2011
31,429	Other	STERLING BOILER AND MECHANICAL INC				2,557.69	512100	16066	Maintenance services for 08/03/11-08/09/11	AUG-2011
31,430	Other	STERLING BOILER AND MECHANICAL INC				1,927.71	512100	16066	Maintenance services for 08/03/11-08/09/11	AUG-2011
31,431	Other	STERLING BOILER AND MECHANICAL INC				1,764.02	512100	16066	Maintenance services for 08/03/11-08/09/11	AUG-2011
31,432	Other	STERLING BOILER AND MECHANICAL INC				885.72	512100	16066	Maintenance services for 08/03/11-08/09/11	AUG-2011
31,433	Other	STERLING BOILER AND MECHANICAL INC				516.08	513100	16066	Maintenance services for 08/03/11-08/09/11	AUG-2011
31,434	Other	STERLING BOILER AND MECHANICAL INC				444.44	512100	16066	Maintenance services for 08/03/11-08/09/11	AUG-2011
31,435	Other	STERLING BOILER AND MECHANICAL INC				258.04	511100	16066	Maintenance services for 08/03/11-08/09/11	AUG-2011
31,436	Other	STERLING BOILER AND MECHANICAL INC				207.21	512017	16066	Maintenance services for 08/03/11-08/09/11	AUG-2011
31,437	Other	STERLING BOILER AND MECHANICAL INC				129.02	513100	16066	Maintenance services for 08/03/11-08/09/11	AUG-2011
31,438	Other	STERLING BOILER AND MECHANICAL INC				129.02	513100	16066	Maintenance services for 08/03/11-08/09/11	AUG-2011

KENTUCKY UTILITIES COMPANY
Case No. 2012- 00221
Analysis of Professional Services Expenses For the Test Year

(A)	(B)	(C)	(D)	(E)	(F)	(G)	(H)	(I)		
Line No.	Type	Vendor	Rate Case	Audit	Other	Total	Account	Invoice	Description	Period
31,439	Other	STERLING BOILER AND MECHANICAL INC				3,945.78	512100	16161	Maintenance services for 08/10/11-08/16/11	AUG-2011
31,440	Other	STERLING BOILER AND MECHANICAL INC				2,150.85	512100	16161	Maintenance services for 08/10/11-08/16/11	AUG-2011
31,441	Other	STERLING BOILER AND MECHANICAL INC				1,651.84	512017	16161	Maintenance services for 08/10/11-08/16/11	AUG-2011
31,442	Other	STERLING BOILER AND MECHANICAL INC				1,237.28	512100	16161	Maintenance services for 08/10/11-08/16/11	AUG-2011
31,443	Other	STERLING BOILER AND MECHANICAL INC				1,135.64	512100	16161	Maintenance services for 08/10/11-08/16/11	AUG-2011
31,444	Other	STERLING BOILER AND MECHANICAL INC				967.65	511100	16161	Maintenance services for 08/10/11-08/16/11	AUG-2011
31,445	Other	STERLING BOILER AND MECHANICAL INC				727.92	513100	16161	Maintenance services for 08/10/11-08/16/11	AUG-2011
31,446	Other	STERLING BOILER AND MECHANICAL INC				727.12	511100	16161	Maintenance services for 08/10/11-08/16/11	AUG-2011
31,447	Other	STERLING BOILER AND MECHANICAL INC				645.10	511100	16161	Maintenance services for 08/10/11-08/16/11	AUG-2011
31,448	Other	STERLING BOILER AND MECHANICAL INC				633.12	512100	16161	Maintenance services for 08/10/11-08/16/11	AUG-2011
31,449	Other	STERLING BOILER AND MECHANICAL INC				606.60	512100	16161	Maintenance services for 08/10/11-08/16/11	AUG-2011
31,450	Other	STERLING BOILER AND MECHANICAL INC				520.64	512100	16161	Maintenance services for 08/10/11-08/16/11	AUG-2011
31,451	Other	STERLING BOILER AND MECHANICAL INC				520.64	512100	16161	Maintenance services for 08/10/11-08/16/11	AUG-2011
31,452	Other	STERLING BOILER AND MECHANICAL INC				412.96	512100	16161	Maintenance services for 08/10/11-08/16/11	AUG-2011
31,453	Other	STERLING BOILER AND MECHANICAL INC				390.48	513100	16161	Maintenance services for 08/10/11-08/16/11	AUG-2011
31,454	Other	STERLING BOILER AND MECHANICAL INC				258.04	512100	16161	Maintenance services for 08/10/11-08/16/11	AUG-2011
31,455	Other	STERLING BOILER AND MECHANICAL INC				229.53	512100	16161	Maintenance services for 08/10/11-08/16/11	AUG-2011
31,456	Other	STERLING BOILER AND MECHANICAL INC				207.21	512100	16161	Maintenance services for 08/10/11-08/16/11	AUG-2011
31,457	Other	STERLING BOILER AND MECHANICAL INC				129.02	511100	16161	Maintenance services for 08/10/11-08/16/11	AUG-2011
31,458	Other	STERLING BOILER AND MECHANICAL INC				129.02	513100	16161	Maintenance services for 08/10/11-08/16/11	AUG-2011
31,459	Other	STERLING BOILER AND MECHANICAL INC				129.02	513100	16161	Maintenance services for 08/10/11-08/16/11	AUG-2011
31,460	Other	STERLING BOILER AND MECHANICAL INC				129.02	513100	16161	Maintenance services for 08/10/11-08/16/11	AUG-2011
31,461	Other	STERLING BOILER AND MECHANICAL INC				129.02	513100	16161	Maintenance services for 08/10/11-08/16/11	AUG-2011
31,462	Other	STERLING BOILER AND MECHANICAL INC				103.24	512100	16161	Maintenance services for 08/10/11-08/16/11	AUG-2011
31,463	Other	STERLING BOILER AND MECHANICAL INC				64.51	511100	16161	Maintenance services for 08/10/11-08/16/11	AUG-2011
31,464	Other	STERLING BOILER AND MECHANICAL INC				3,519.04	511100	16292	Maintenance services for 08/17/11-08/23/11	AUG-2011
31,465	Other	STERLING BOILER AND MECHANICAL INC				1,966.00	513100	16292	Maintenance services for 08/17/11-08/23/11	AUG-2011
31,466	Other	STERLING BOILER AND MECHANICAL INC				1,625.76	511100	16292	Maintenance services for 08/17/11-08/23/11	AUG-2011
31,467	Other	STERLING BOILER AND MECHANICAL INC				899.84	510100	16292	Maintenance services for 08/17/11-08/23/11	AUG-2011
31,468	Other	STERLING BOILER AND MECHANICAL INC				899.84	511100	16292	Maintenance services for 08/17/11-08/23/11	AUG-2011
31,469	Other	STERLING BOILER AND MECHANICAL INC				449.92	511100	16292	Maintenance services for 08/17/11-08/23/11	AUG-2011
31,470	Other	STERLING BOILER AND MECHANICAL INC				260.32	513100	16292	Maintenance services for 08/17/11-08/23/11	AUG-2011
31,471	Other	STERLING BOILER AND MECHANICAL INC				260.32	513100	16292	Maintenance services for 08/17/11-08/23/11	AUG-2011
31,472	Other	STERLING BOILER AND MECHANICAL INC				258.04	511100	16292	Maintenance services for 08/17/11-08/23/11	AUG-2011
31,473	Other	STERLING BOILER AND MECHANICAL INC				206.48	513100	16292	Maintenance services for 08/17/11-08/23/11	AUG-2011
31,474	Other	STERLING BOILER AND MECHANICAL INC				130.16	512017	16292	Maintenance services for 08/17/11-08/23/11	AUG-2011
31,475	Other	STERLING BOILER AND MECHANICAL INC				130.16	512100	16292	Maintenance services for 08/17/11-08/23/11	AUG-2011
31,476	Other	STERLING BOILER AND MECHANICAL INC				130.16	512100	16292	Maintenance services for 08/17/11-08/23/11	AUG-2011
31,477	Other	STERLING BOILER AND MECHANICAL INC				130.16	512100	16292	Maintenance services for 08/17/11-08/23/11	AUG-2011
31,478	Other	STERLING BOILER AND MECHANICAL INC				130.16	513100	16292	Maintenance services for 08/17/11-08/23/11	AUG-2011
31,479	Other	STERLING BOILER AND MECHANICAL INC				130.16	513100	16292	Maintenance services for 08/17/11-08/23/11	AUG-2011
31,480	Other	STERLING BOILER AND MECHANICAL INC				130.16	513100	16292	Maintenance services for 08/17/11-08/23/11	AUG-2011
31,481	Other	STERLING BOILER AND MECHANICAL INC				130.16	513100	16292	Maintenance services for 08/17/11-08/23/11	AUG-2011
31,482	Other	STERLING BOILER AND MECHANICAL INC				130.16	513100	16292	Maintenance services for 08/17/11-08/23/11	AUG-2011
31,483	Other	STERLING BOILER AND MECHANICAL INC				130.16	513100	16292	Maintenance services for 08/17/11-08/23/11	AUG-2011
31,484	Other	STERLING BOILER AND MECHANICAL INC				129.02	511100	16292	Maintenance services for 08/17/11-08/23/11	AUG-2011
31,485	Other	STERLING BOILER AND MECHANICAL INC				129.02	513100	16292	Maintenance services for 08/17/11-08/23/11	AUG-2011
31,486	Other	STERLING BOILER AND MECHANICAL INC				65.08	512017	16292	Maintenance services for 08/17/11-08/23/11	AUG-2011
31,487	Other	STERLING BOILER AND MECHANICAL INC				65.08	513100	16292	Maintenance services for 08/17/11-08/23/11	AUG-2011
31,488	Other	STERLING BOILER AND MECHANICAL INC				65.08	513100	16292	Maintenance services for 08/17/11-08/23/11	AUG-2011
31,489	Other	STERLING BOILER AND MECHANICAL INC				65.08	513100	16292	Maintenance services for 08/17/11-08/23/11	AUG-2011
31,490	Other	STERLING BOILER AND MECHANICAL INC				13,144.56	512100	16484	Maintenance services 08/24/11-08/30/11	SEP-2011
31,491	Other	STERLING BOILER AND MECHANICAL INC				5,339.33	512100	16484	Maintenance services 08/24/11-08/30/11	SEP-2011
31,492	Other	STERLING BOILER AND MECHANICAL INC				1,867.19	513100	16484	Maintenance services 08/24/11-08/30/11	SEP-2011
31,493	Other	STERLING BOILER AND MECHANICAL INC				1,135.64	512100	16484	Maintenance services 08/24/11-08/30/11	SEP-2011
31,494	Other	STERLING BOILER AND MECHANICAL INC				933.60	511100	16484	Maintenance services 08/24/11-08/30/11	SEP-2011
31,495	Other	STERLING BOILER AND MECHANICAL INC				828.84	511100	16484	Maintenance services 08/24/11-08/30/11	SEP-2011
31,496	Other	STERLING BOILER AND MECHANICAL INC				828.84	512100	16484	Maintenance services 08/24/11-08/30/11	SEP-2011
31,497	Other	STERLING BOILER AND MECHANICAL INC				825.92	513100	16484	Maintenance services 08/24/11-08/30/11	SEP-2011
31,498	Other	STERLING BOILER AND MECHANICAL INC				774.12	511100	16484	Maintenance services 08/24/11-08/30/11	SEP-2011

KENTUCKY UTILITIES COMPANY
Case No. 2012- 00221
Analysis of Professional Services Expenses For the Test Year

(A)	(B)	(C)	(D)	(E)	(F)	(G)	(H)	(I)		
Line No.	Type	Vendor	Rate Case	Audit	Other	Total	Account	Invoice	Description	Period
31,499	Other	STERLING BOILER AND MECHANICAL INC				516.20	511100	16484	Maintenance services 08/24/11-08/30/11	SEP-2011
31,500	Other	STERLING BOILER AND MECHANICAL INC				412.96	512100	16484	Maintenance services 08/24/11-08/30/11	SEP-2011
31,501	Other	STERLING BOILER AND MECHANICAL INC				193.53	511100	16484	Maintenance services 08/24/11-08/30/11	SEP-2011
31,502	Other	STERLING BOILER AND MECHANICAL INC				129.02	511100	16484	Maintenance services 08/24/11-08/30/11	SEP-2011
31,503	Other	STERLING BOILER AND MECHANICAL INC				129.02	513100	16484	Maintenance services 08/24/11-08/30/11	SEP-2011
31,504	Other	STERLING BOILER AND MECHANICAL INC				129.02	513100	16484	Maintenance services 08/24/11-08/30/11	SEP-2011
31,505	Other	STERLING BOILER AND MECHANICAL INC				5,060.00	506100	16666	Material only 07/01/11-08/31/11	SEP-2011
31,506	Other	STERLING BOILER AND MECHANICAL INC				867.27	512100	16666	Material only 07/01/11-08/31/11	SEP-2011
31,507	Other	STERLING BOILER AND MECHANICAL INC				287.29	506100	16666	Material only 07/01/11-08/31/11	SEP-2011
31,508	Other	STERLING BOILER AND MECHANICAL INC				11,368.32	512100	16667	Maintenance services for 08/31/11-09/06/11	SEP-2011
31,509	Other	STERLING BOILER AND MECHANICAL INC				3,660.95	512100	16667	Maintenance services for 08/31/11-09/06/11	SEP-2011
31,510	Other	STERLING BOILER AND MECHANICAL INC				1,937.96	512100	16667	Maintenance services for 08/31/11-09/06/11	SEP-2011
31,511	Other	STERLING BOILER AND MECHANICAL INC				1,522.79	512100	16667	Maintenance services for 08/31/11-09/06/11	SEP-2011
31,512	Other	STERLING BOILER AND MECHANICAL INC				1,433.06	512100	16667	Maintenance services for 08/31/11-09/06/11	SEP-2011
31,513	Other	STERLING BOILER AND MECHANICAL INC				970.56	510100	16667	Maintenance services for 08/31/11-09/06/11	SEP-2011
31,514	Other	STERLING BOILER AND MECHANICAL INC				925.12	512100	16667	Maintenance services for 08/31/11-09/06/11	SEP-2011
31,515	Other	STERLING BOILER AND MECHANICAL INC				875.52	510100	16667	Maintenance services for 08/31/11-09/06/11	SEP-2011
31,516	Other	STERLING BOILER AND MECHANICAL INC				825.92	513100	16667	Maintenance services for 08/31/11-09/06/11	SEP-2011
31,517	Other	STERLING BOILER AND MECHANICAL INC				520.64	511100	16667	Maintenance services for 08/31/11-09/06/11	SEP-2011
31,518	Other	STERLING BOILER AND MECHANICAL INC				520.64	511100	16667	Maintenance services for 08/31/11-09/06/11	SEP-2011
31,519	Other	STERLING BOILER AND MECHANICAL INC				449.92	511100	16667	Maintenance services for 08/31/11-09/06/11	SEP-2011
31,520	Other	STERLING BOILER AND MECHANICAL INC				289.10	513100	16667	Maintenance services for 08/31/11-09/06/11	SEP-2011
31,521	Other	STERLING BOILER AND MECHANICAL INC				86.73	513100	16667	Maintenance services for 08/31/11-09/06/11	SEP-2011
31,522	Other	STERLING BOILER AND MECHANICAL INC				86.73	513100	16667	Maintenance services for 08/31/11-09/06/11	SEP-2011
31,523	Other	STERLING BOILER AND MECHANICAL INC				(3,347.38)	505100	16669	Green River -- overbilling of elect. foreman/certified inst. tech due to incorrect labor billing rates - 07/06/11-08/30/11	SEP-2011
31,524	Other	STERLING BOILER AND MECHANICAL INC				(1,671.60)	505100	16670	Green River -- overbilling of electrician foreman/certified inst. tech. due to incorrect labor billing rates 06/01/11-07/05/11	SEP-2011
31,525	Other	STERLING BOILER AND MECHANICAL INC				2,264.51	512100	16784	Maintenance services for 09/07/11-09/13/11	SEP-2011
31,526	Other	STERLING BOILER AND MECHANICAL INC				1,974.88	511100	16784	Maintenance services for 09/07/11-09/13/11	SEP-2011
31,527	Other	STERLING BOILER AND MECHANICAL INC				1,787.24	512100	16784	Maintenance services for 09/07/11-09/13/11	SEP-2011
31,528	Other	STERLING BOILER AND MECHANICAL INC				1,545.40	512100	16784	Maintenance services for 09/07/11-09/13/11	SEP-2011
31,529	Other	STERLING BOILER AND MECHANICAL INC				1,491.20	511100	16784	Maintenance services for 09/07/11-09/13/11	SEP-2011
31,530	Other	STERLING BOILER AND MECHANICAL INC				1,040.76	511100	16784	Maintenance services for 09/07/11-09/13/11	SEP-2011
31,531	Other	STERLING BOILER AND MECHANICAL INC				952.74	512100	16784	AI Inspection hrs. - 09/13/11	SEP-2011
31,532	Other	STERLING BOILER AND MECHANICAL INC				825.92	512100	16784	Maintenance services for 09/07/11-09/13/11	SEP-2011
31,533	Other	STERLING BOILER AND MECHANICAL INC				520.64	512017	16784	Maintenance services for 09/07/11-09/13/11	SEP-2011
31,534	Other	STERLING BOILER AND MECHANICAL INC				520.64	512017	16784	Maintenance services for 09/07/11-09/13/11	SEP-2011
31,535	Other	STERLING BOILER AND MECHANICAL INC				449.92	512017	16784	Maintenance services for 09/07/11-09/13/11	SEP-2011
31,536	Other	STERLING BOILER AND MECHANICAL INC				449.92	512100	16784	Maintenance services for 09/07/11-09/13/11	SEP-2011
31,537	Other	STERLING BOILER AND MECHANICAL INC				412.96	512017	16784	Maintenance services for 09/07/11-09/13/11	SEP-2011
31,538	Other	STERLING BOILER AND MECHANICAL INC				412.96	513100	16784	Maintenance services for 09/07/11-09/13/11	SEP-2011
31,539	Other	STERLING BOILER AND MECHANICAL INC				390.48	513100	16784	Maintenance services for 09/07/11-09/13/11	SEP-2011
31,540	Other	STERLING BOILER AND MECHANICAL INC				390.48	513100	16784	Maintenance services for 09/07/11-09/13/11	SEP-2011
31,541	Other	STERLING BOILER AND MECHANICAL INC				236.96	512100	16784	Maintenance services for 09/07/11-09/13/11	SEP-2011
31,542	Other	STERLING BOILER AND MECHANICAL INC				231.28	512100	16784	Maintenance services for 09/07/11-09/13/11	SEP-2011
31,543	Other	STERLING BOILER AND MECHANICAL INC				231.28	513100	16784	Maintenance services for 09/07/11-09/13/11	SEP-2011
31,544	Other	STERLING BOILER AND MECHANICAL INC				224.96	512100	16784	Maintenance services for 09/07/11-09/13/11	SEP-2011
31,545	Other	STERLING BOILER AND MECHANICAL INC				206.48	512100	16784	Maintenance services for 09/07/11-09/13/11	SEP-2011
31,546	Other	STERLING BOILER AND MECHANICAL INC				206.48	512100	16784	Maintenance services for 09/07/11-09/13/11	SEP-2011
31,547	Other	STERLING BOILER AND MECHANICAL INC				195.24	512100	16784	Maintenance services for 09/07/11-09/13/11	SEP-2011
31,548	Other	STERLING BOILER AND MECHANICAL INC				195.24	512100	16784	Maintenance services for 09/07/11-09/13/11	SEP-2011
31,549	Other	STERLING BOILER AND MECHANICAL INC				130.16	511100	16784	Maintenance services for 09/07/11-09/13/11	SEP-2011
31,550	Other	STERLING BOILER AND MECHANICAL INC				115.64	511100	16784	Maintenance services for 09/07/11-09/13/11	SEP-2011
31,551	Other	STERLING BOILER AND MECHANICAL INC				115.64	511100	16784	Maintenance services for 09/07/11-09/13/11	SEP-2011
31,552	Other	STERLING BOILER AND MECHANICAL INC				115.64	511100	16784	Maintenance services for 09/07/11-09/13/11	SEP-2011
31,553	Other	STERLING BOILER AND MECHANICAL INC				115.64	512100	16784	Maintenance services for 09/07/11-09/13/11	SEP-2011
31,554	Other	STERLING BOILER AND MECHANICAL INC				115.64	512100	16784	Maintenance services for 09/07/11-09/13/11	SEP-2011
31,555	Other	STERLING BOILER AND MECHANICAL INC				115.64	513100	16784	Maintenance services for 09/07/11-09/13/11	SEP-2011
31,556	Other	STERLING BOILER AND MECHANICAL INC				115.64	513100	16784	Maintenance services for 09/07/11-09/13/11	SEP-2011

KENTUCKY UTILITIES COMPANY
Case No. 2012- 00221
Analysis of Professional Services Expenses For the Test Year

(A)	(B)	(C)	(D)	(E)	(F)	(G)	(H)	(I)		
Line No.	Type	Vendor	Rate Case	Audit	Other	Total	Account	Invoice	Description	Period
31,617	Other	STERLING BOILER AND MECHANICAL INC				115.64	513100	17287	Maintenance services for 09/21/11-09/27/11	OCT-2011
31,618	Other	STERLING BOILER AND MECHANICAL INC				115.64	513100	17287	Maintenance services for 09/21/11-09/27/11	OCT-2011
31,619	Other	STERLING BOILER AND MECHANICAL INC				115.64	514100	17287	Maintenance services for 09/21/11-09/27/11	OCT-2011
31,620	Other	STERLING BOILER AND MECHANICAL INC				103.24	512100	17287	Maintenance services for 09/21/11-09/27/11	OCT-2011
31,621	Other	STERLING BOILER AND MECHANICAL INC				103.24	512100	17287	Maintenance services for 09/21/11-09/27/11	OCT-2011
31,622	Other	STERLING BOILER AND MECHANICAL INC				1,100.00	506100	17295	Medic on-site	SEP-2011
31,623	Other	STERLING BOILER AND MECHANICAL INC				899.02	512100	17295	AI inspection/mileage - 09/13/11	SEP-2011
31,624	Other	STERLING BOILER AND MECHANICAL INC				2,591.51	512100	17506	Maintenance services for 09/28/11-10/04/11	OCT-2011
31,625	Other	STERLING BOILER AND MECHANICAL INC				1,606.90	512100	17506	Maintenance services for 09/28/11-10/04/11	OCT-2011
31,626	Other	STERLING BOILER AND MECHANICAL INC				1,216.40	512100	17506	Maintenance services for 09/28/11-10/04/11	OCT-2011
31,627	Other	STERLING BOILER AND MECHANICAL INC				1,082.00	514100	17506	Maintenance services for 09/28/11-10/04/11	OCT-2011
31,628	Other	STERLING BOILER AND MECHANICAL INC				520.64	511100	17506	Maintenance services for 09/28/11-10/04/11	OCT-2011
31,629	Other	STERLING BOILER AND MECHANICAL INC				412.96	511100	17506	Maintenance services for 09/28/11-10/04/11	OCT-2011
31,630	Other	STERLING BOILER AND MECHANICAL INC				412.96	512017	17506	Maintenance services for 09/28/11-10/04/11	OCT-2011
31,631	Other	STERLING BOILER AND MECHANICAL INC				390.48	512100	17506	Maintenance services for 09/28/11-10/04/11	OCT-2011
31,632	Other	STERLING BOILER AND MECHANICAL INC				390.48	514100	17506	Maintenance services for 09/28/11-10/04/11	OCT-2011
31,633	Other	STERLING BOILER AND MECHANICAL INC				350.10	512100	17506	Maintenance services for 09/28/11-10/04/11	OCT-2011
31,634	Other	STERLING BOILER AND MECHANICAL INC				350.10	512100	17506	Maintenance services for 09/28/11-10/04/11	OCT-2011
31,635	Other	STERLING BOILER AND MECHANICAL INC				346.92	511100	17506	Maintenance services for 09/28/11-10/04/11	OCT-2011
31,636	Other	STERLING BOILER AND MECHANICAL INC				309.72	512100	17506	Maintenance services for 09/28/11-10/04/11	OCT-2011
31,637	Other	STERLING BOILER AND MECHANICAL INC				260.32	512100	17506	Maintenance services for 09/28/11-10/04/11	OCT-2011
31,638	Other	STERLING BOILER AND MECHANICAL INC				231.28	512100	17506	Maintenance services for 09/28/11-10/04/11	OCT-2011
31,639	Other	STERLING BOILER AND MECHANICAL INC				195.24	512100	17506	Maintenance services for 09/28/11-10/04/11	OCT-2011
31,640	Other	STERLING BOILER AND MECHANICAL INC				195.24	512100	17506	Maintenance services for 09/28/11-10/04/11	OCT-2011
31,641	Other	STERLING BOILER AND MECHANICAL INC				130.16	512100	17506	Maintenance services for 09/28/11-10/04/11	OCT-2011
31,642	Other	STERLING BOILER AND MECHANICAL INC				115.64	511100	17506	Maintenance services for 09/28/11-10/04/11	OCT-2011
31,643	Other	STERLING BOILER AND MECHANICAL INC				115.64	511100	17506	Maintenance services for 09/28/11-10/04/11	OCT-2011
31,644	Other	STERLING BOILER AND MECHANICAL INC				115.64	511100	17506	Maintenance services for 09/28/11-10/04/11	OCT-2011
31,645	Other	STERLING BOILER AND MECHANICAL INC				115.64	512100	17506	Maintenance services for 09/28/11-10/04/11	OCT-2011
31,646	Other	STERLING BOILER AND MECHANICAL INC				115.64	513100	17506	Maintenance services for 09/28/11-10/04/11	OCT-2011
31,647	Other	STERLING BOILER AND MECHANICAL INC				115.64	513100	17506	Maintenance services for 09/28/11-10/04/11	OCT-2011
31,648	Other	STERLING BOILER AND MECHANICAL INC				115.64	513100	17506	Maintenance services for 09/28/11-10/04/11	OCT-2011
31,649	Other	STERLING BOILER AND MECHANICAL INC				1,041.28	512017	17733	Maintenance services for 10/05/11-10/11/11	OCT-2011
31,650	Other	STERLING BOILER AND MECHANICAL INC				975.36	511100	17733	Maintenance services for 10/05/11-10/11/11	OCT-2011
31,651	Other	STERLING BOILER AND MECHANICAL INC				947.06	512100	17733	Maintenance services for 10/05/11-10/11/11	OCT-2011
31,652	Other	STERLING BOILER AND MECHANICAL INC				937.59	512100	17733	Maintenance services for 10/05/11-10/11/11	OCT-2011
31,653	Other	STERLING BOILER AND MECHANICAL INC				825.92	512017	17733	Maintenance services for 10/05/11-10/11/11	OCT-2011
31,654	Other	STERLING BOILER AND MECHANICAL INC				816.90	512100	17733	Maintenance services for 10/05/11-10/11/11	OCT-2011
31,655	Other	STERLING BOILER AND MECHANICAL INC				462.56	514100	17733	Maintenance services for 10/05/11-10/11/11	OCT-2011
31,656	Other	STERLING BOILER AND MECHANICAL INC				390.48	512100	17733	Maintenance services for 10/05/11-10/11/11	OCT-2011
31,657	Other	STERLING BOILER AND MECHANICAL INC				390.48	512100	17733	Maintenance services for 10/05/11-10/11/11	OCT-2011
31,658	Other	STERLING BOILER AND MECHANICAL INC				346.92	511100	17733	Maintenance services for 10/05/11-10/11/11	OCT-2011
31,659	Other	STERLING BOILER AND MECHANICAL INC				260.32	512100	17733	Maintenance services for 10/05/11-10/11/11	OCT-2011
31,660	Other	STERLING BOILER AND MECHANICAL INC				260.32	512100	17733	Maintenance services for 10/05/11-10/11/11	OCT-2011
31,661	Other	STERLING BOILER AND MECHANICAL INC				260.32	513100	17733	Maintenance services for 10/05/11-10/11/11	OCT-2011
31,662	Other	STERLING BOILER AND MECHANICAL INC				231.28	511100	17733	Maintenance services for 10/05/11-10/11/11	OCT-2011
31,663	Other	STERLING BOILER AND MECHANICAL INC				231.28	513100	17733	Maintenance services for 10/05/11-10/11/11	OCT-2011
31,664	Other	STERLING BOILER AND MECHANICAL INC				173.46	512011	17733	Maintenance services for 10/05/11-10/11/11	OCT-2011
31,665	Other	STERLING BOILER AND MECHANICAL INC				173.46	512100	17733	Maintenance services for 10/05/11-10/11/11	OCT-2011
31,666	Other	STERLING BOILER AND MECHANICAL INC				155.97	512100	17733	Maintenance services for 10/05/11-10/11/11	OCT-2011
31,667	Other	STERLING BOILER AND MECHANICAL INC				130.16	512017	17733	Maintenance services for 10/05/11-10/11/11	OCT-2011
31,668	Other	STERLING BOILER AND MECHANICAL INC				130.16	512100	17733	Maintenance services for 10/05/11-10/11/11	OCT-2011
31,669	Other	STERLING BOILER AND MECHANICAL INC				115.64	511100	17733	Maintenance services for 10/05/11-10/11/11	OCT-2011
31,670	Other	STERLING BOILER AND MECHANICAL INC				115.64	511100	17733	Maintenance services for 10/05/11-10/11/11	OCT-2011
31,671	Other	STERLING BOILER AND MECHANICAL INC				115.64	512100	17733	Maintenance services for 10/05/11-10/11/11	OCT-2011
31,672	Other	STERLING BOILER AND MECHANICAL INC				115.64	513100	17733	Maintenance services for 10/05/11-10/11/11	OCT-2011
31,673	Other	STERLING BOILER AND MECHANICAL INC				115.64	513100	17733	Maintenance services for 10/05/11-10/11/11	OCT-2011
31,674	Other	STERLING BOILER AND MECHANICAL INC				115.64	514100	17733	Maintenance services for 10/05/11-10/11/11	OCT-2011
31,675	Other	STERLING BOILER AND MECHANICAL INC				3,864.84	512100	18049	Maintenance services for 10/12/11-10/18/11	OCT-2011
31,676	Other	STERLING BOILER AND MECHANICAL INC				2,103.52	512100	18049	Maintenance services for 10/12/11-10/18/11	OCT-2011

KENTUCKY UTILITIES COMPANY
Case No. 2012- 00221
Analysis of Professional Services Expenses For the Test Year

(A)	(B)	(C)	(D)	(E)	(F)	(G)	(H)	(I)		
Line No.	Type	Vendor	Rate Case	Audit	Other	Total	Account	Invoice	Description	Period
31,677	Other	STERLING BOILER AND MECHANICAL INC				1,195.76	513100	18049	Maintenance services for 10/12/11-10/18/11	OCT-2011
31,678	Other	STERLING BOILER AND MECHANICAL INC				952.32	512100	18049	Maintenance services for 10/12/11-10/18/11	OCT-2011
31,679	Other	STERLING BOILER AND MECHANICAL INC				539.36	510100	18049	Maintenance services for 10/12/11-10/18/11	OCT-2011
31,680	Other	STERLING BOILER AND MECHANICAL INC				539.36	513100	18049	Maintenance services for 10/12/11-10/18/11	OCT-2011
31,681	Other	STERLING BOILER AND MECHANICAL INC				462.56	512017	18049	Maintenance services for 10/12/11-10/18/11	OCT-2011
31,682	Other	STERLING BOILER AND MECHANICAL INC				404.74	511100	18049	Maintenance services for 10/12/11-10/18/11	OCT-2011
31,683	Other	STERLING BOILER AND MECHANICAL INC				404.52	512100	18049	Maintenance services for 10/12/11-10/18/11	OCT-2011
31,684	Other	STERLING BOILER AND MECHANICAL INC				346.92	511100	18049	Maintenance services for 10/12/11-10/18/11	OCT-2011
31,685	Other	STERLING BOILER AND MECHANICAL INC				337.48	510100	18049	Local football sponsorship - Barry Griffin	OCT-2011
31,686	Other	STERLING BOILER AND MECHANICAL INC				269.68	511100	18049	Maintenance services for 10/12/11-10/18/11	OCT-2011
31,687	Other	STERLING BOILER AND MECHANICAL INC				231.28	511100	18049	Maintenance services for 10/12/11-10/18/11	OCT-2011
31,688	Other	STERLING BOILER AND MECHANICAL INC				231.28	513100	18049	Maintenance services for 10/12/11-10/18/11	OCT-2011
31,689	Other	STERLING BOILER AND MECHANICAL INC				206.48	512100	18049	Maintenance services for 10/12/11-10/18/11	OCT-2011
31,690	Other	STERLING BOILER AND MECHANICAL INC				134.84	512017	18049	Maintenance services for 10/12/11-10/18/11	OCT-2011
31,691	Other	STERLING BOILER AND MECHANICAL INC				115.64	511100	18049	Maintenance services for 10/12/11-10/18/11	OCT-2011
31,692	Other	STERLING BOILER AND MECHANICAL INC				115.64	512100	18049	Maintenance services for 10/12/11-10/18/11	OCT-2011
31,693	Other	STERLING BOILER AND MECHANICAL INC				115.64	513100	18049	Maintenance services for 10/12/11-10/18/11	OCT-2011
31,694	Other	STERLING BOILER AND MECHANICAL INC				1,651.84	512100	18513	Maintenance services for 10/19/11-10/25/11	NOV-2011
31,695	Other	STERLING BOILER AND MECHANICAL INC				952.32	511100	18513	Maintenance services for 10/19/11-10/25/11	NOV-2011
31,696	Other	STERLING BOILER AND MECHANICAL INC				952.32	512017	18513	Maintenance services for 10/19/11-10/25/11	NOV-2011
31,697	Other	STERLING BOILER AND MECHANICAL INC				812.40	512100	18513	Maintenance services for 10/19/11-10/25/11	NOV-2011
31,698	Other	STERLING BOILER AND MECHANICAL INC				578.20	511100	18513	Maintenance services for 10/19/11-10/25/11	NOV-2011
31,699	Other	STERLING BOILER AND MECHANICAL INC				565.56	513100	18513	Maintenance services for 10/19/11-10/25/11	NOV-2011
31,700	Other	STERLING BOILER AND MECHANICAL INC				551.33	513100	18513	Maintenance services for 10/19/11-10/25/11	NOV-2011
31,701	Other	STERLING BOILER AND MECHANICAL INC				539.36	512017	18513	Maintenance services for 10/19/11-10/25/11	NOV-2011
31,702	Other	STERLING BOILER AND MECHANICAL INC				539.36	512100	18513	Maintenance services for 10/19/11-10/25/11	NOV-2011
31,703	Other	STERLING BOILER AND MECHANICAL INC				507.03	512017	18513	Maintenance services for 10/19/11-10/25/11	NOV-2011
31,704	Other	STERLING BOILER AND MECHANICAL INC				451.13	512100	18513	Maintenance services for 10/19/11-10/25/11	NOV-2011
31,705	Other	STERLING BOILER AND MECHANICAL INC				451.13	512100	18513	Maintenance services for 10/19/11-10/25/11	NOV-2011
31,706	Other	STERLING BOILER AND MECHANICAL INC				449.92	512100	18513	Maintenance services for 10/19/11-10/25/11	NOV-2011
31,707	Other	STERLING BOILER AND MECHANICAL INC				404.52	511100	18513	Maintenance services for 10/19/11-10/25/11	NOV-2011
31,708	Other	STERLING BOILER AND MECHANICAL INC				385.32	511100	18513	Maintenance services for 10/19/11-10/25/11	NOV-2011
31,709	Other	STERLING BOILER AND MECHANICAL INC				337.44	512017	18513	Maintenance services for 10/19/11-10/25/11	NOV-2011
31,710	Other	STERLING BOILER AND MECHANICAL INC				337.10	512017	18513	Maintenance services for 10/19/11-10/25/11	NOV-2011
31,711	Other	STERLING BOILER AND MECHANICAL INC				281.20	512017	18513	Maintenance services for 10/19/11-10/25/11	NOV-2011
31,712	Other	STERLING BOILER AND MECHANICAL INC				270.80	512100	18513	Maintenance services for 10/19/11-10/25/11	NOV-2011
31,713	Other	STERLING BOILER AND MECHANICAL INC				269.68	511100	18513	Maintenance services for 10/19/11-10/25/11	NOV-2011
31,714	Other	STERLING BOILER AND MECHANICAL INC				269.68	512100	18513	Maintenance services for 10/19/11-10/25/11	NOV-2011
31,715	Other	STERLING BOILER AND MECHANICAL INC				269.68	512100	18513	Maintenance services for 10/19/11-10/25/11	NOV-2011
31,716	Other	STERLING BOILER AND MECHANICAL INC				269.68	513100	18513	Maintenance services for 10/19/11-10/25/11	NOV-2011
31,717	Other	STERLING BOILER AND MECHANICAL INC				269.68	513100	18513	Maintenance services for 10/19/11-10/25/11	NOV-2011
31,718	Other	STERLING BOILER AND MECHANICAL INC				231.28	512100	18513	Maintenance services for 10/19/11-10/25/11	NOV-2011
31,719	Other	STERLING BOILER AND MECHANICAL INC				215.72	511100	18513	Maintenance services for 10/19/11-10/25/11	NOV-2011
31,720	Other	STERLING BOILER AND MECHANICAL INC				215.72	511100	18513	Maintenance services for 10/19/11-10/25/11	NOV-2011
31,721	Other	STERLING BOILER AND MECHANICAL INC				215.72	511100	18513	Maintenance services for 10/19/11-10/25/11	NOV-2011
31,722	Other	STERLING BOILER AND MECHANICAL INC				215.72	512100	18513	Maintenance services for 10/19/11-10/25/11	NOV-2011
31,723	Other	STERLING BOILER AND MECHANICAL INC				202.26	511100	18513	Maintenance services for 10/19/11-10/25/11	NOV-2011
31,724	Other	STERLING BOILER AND MECHANICAL INC				134.84	511100	18513	Maintenance services for 10/19/11-10/25/11	NOV-2011
31,725	Other	STERLING BOILER AND MECHANICAL INC				115.64	512100	18513	Maintenance services for 10/19/11-10/25/11	NOV-2011
31,726	Other	STERLING BOILER AND MECHANICAL INC				115.64	512100	18513	Maintenance services for 10/19/11-10/25/11	NOV-2011
31,727	Other	STERLING BOILER AND MECHANICAL INC				115.64	512100	18513	Maintenance services for 10/19/11-10/25/11	NOV-2011
31,728	Other	STERLING BOILER AND MECHANICAL INC				115.64	512100	18513	Maintenance services for 10/19/11-10/25/11	NOV-2011
31,729	Other	STERLING BOILER AND MECHANICAL INC				115.64	513100	18513	Maintenance services for 10/19/11-10/25/11	NOV-2011
31,730	Other	STERLING BOILER AND MECHANICAL INC				115.64	513100	18513	Maintenance services for 10/19/11-10/25/11	NOV-2011
31,731	Other	STERLING BOILER AND MECHANICAL INC				115.64	513100	18513	Maintenance services for 10/19/11-10/25/11	NOV-2011
31,732	Other	STERLING BOILER AND MECHANICAL INC				103.24	512100	18513	Maintenance services for 10/19/11-10/25/11	NOV-2011
31,733	Other	STERLING BOILER AND MECHANICAL INC				103.24	512100	18513	Maintenance services for 10/19/11-10/25/11	NOV-2011
31,734	Other	STERLING BOILER AND MECHANICAL INC				103.24	512100	18513	Maintenance services for 10/19/11-10/25/11	NOV-2011
31,735	Other	STERLING BOILER AND MECHANICAL INC				12,854.96	512100	18568	Maintenance services for 10/26/11-11/01/11	NOV-2011
31,736	Other	STERLING BOILER AND MECHANICAL INC				3,644.61	512100	18568	Maintenance services for 10/26/11-11/01/11	NOV-2011

KENTUCKY UTILITIES COMPANY
Case No. 2012- 00221
Analysis of Professional Services Expenses For the Test Year

(A)	(B)	(C)	(D)	(E)	(F)	(G)	(H)	(I)		
Line No.	Type	Vendor	Rate Case	Audit	Other	Total	Account	Invoice	Description	Period
31,737	Other	STERLING BOILER AND MECHANICAL INC				3,258.99	512100	18568	Maintenance services for 10/26/11-11/01/11	NOV-2011
31,738	Other	STERLING BOILER AND MECHANICAL INC				1,716.16	512100	18568	Maintenance services for 10/26/11-11/01/11	NOV-2011
31,739	Other	STERLING BOILER AND MECHANICAL INC				1,078.72	512017	18568	Maintenance services for 10/26/11-11/01/11	NOV-2011
31,740	Other	STERLING BOILER AND MECHANICAL INC				933.63	512100	18568	Maintenance services for 10/26/11-11/01/11	NOV-2011
31,741	Other	STERLING BOILER AND MECHANICAL INC				539.36	512100	18568	Maintenance services for 10/26/11-11/01/11	NOV-2011
31,742	Other	STERLING BOILER AND MECHANICAL INC				412.96	512100	18568	Maintenance services for 10/26/11-11/01/11	NOV-2011
31,743	Other	STERLING BOILER AND MECHANICAL INC				346.92	513100	18568	Maintenance services for 10/26/11-11/01/11	NOV-2011
31,744	Other	STERLING BOILER AND MECHANICAL INC				289.10	511100	18568	Maintenance services for 10/26/11-11/01/11	NOV-2011
31,745	Other	STERLING BOILER AND MECHANICAL INC				231.28	511100	18568	Maintenance services for 10/26/11-11/01/11	NOV-2011
31,746	Other	STERLING BOILER AND MECHANICAL INC				231.28	511100	18568	Maintenance services for 10/26/11-11/01/11	NOV-2011
31,747	Other	STERLING BOILER AND MECHANICAL INC				231.28	513100	18568	Maintenance services for 10/26/11-11/01/11	NOV-2011
31,748	Other	STERLING BOILER AND MECHANICAL INC				231.28	513100	18568	Maintenance services for 10/26/11-11/01/11	NOV-2011
31,749	Other	STERLING BOILER AND MECHANICAL INC				224.96	511100	18568	Maintenance services for 10/26/11-11/01/11	NOV-2011
31,750	Other	STERLING BOILER AND MECHANICAL INC				224.96	512100	18568	Maintenance services for 10/26/11-11/01/11	NOV-2011
31,751	Other	STERLING BOILER AND MECHANICAL INC				115.64	511100	18568	Maintenance services for 10/26/11-11/01/11	NOV-2011
31,752	Other	STERLING BOILER AND MECHANICAL INC				115.64	513100	18568	Maintenance services for 10/26/11-11/01/11	NOV-2011
31,753	Other	STERLING BOILER AND MECHANICAL INC				112.48	511100	18568	Maintenance services for 10/26/11-11/01/11	NOV-2011
31,754	Other	STERLING BOILER AND MECHANICAL INC				112.48	512100	18568	Maintenance services for 10/26/11-11/01/11	NOV-2011
31,755	Other	STERLING BOILER AND MECHANICAL INC				112.48	513100	18568	Maintenance services for 10/26/11-11/01/11	NOV-2011
31,756	Other	STERLING BOILER AND MECHANICAL INC				103.24	512100	18568	Maintenance services for 10/26/11-11/01/11	NOV-2011
31,757	Other	STERLING BOILER AND MECHANICAL INC				103.24	512100	18568	Maintenance services for 10/26/11-11/01/11	NOV-2011
31,758	Other	STERLING BOILER AND MECHANICAL INC				28.91	511100	18568	Maintenance services for 10/26/11-11/01/11	NOV-2011
31,759	Other	STERLING BOILER AND MECHANICAL INC				28.91	511100	18568	Maintenance services for 10/26/11-11/01/11	NOV-2011
31,760	Other	STERLING BOILER AND MECHANICAL INC				12,687.27	512100	19067	Maintenance services for 11/02/11-11/08/11	NOV-2011
31,761	Other	STERLING BOILER AND MECHANICAL INC				9,956.76	512100	19067	Maintenance services for 11/02/11-11/08/11	NOV-2011
31,762	Other	STERLING BOILER AND MECHANICAL INC				3,154.20	512100	19067	Maintenance services for 11/02/11-11/08/11	NOV-2011
31,763	Other	STERLING BOILER AND MECHANICAL INC				1,838.32	512100	19067	Maintenance services for 11/02/11-11/08/11	NOV-2011
31,764	Other	STERLING BOILER AND MECHANICAL INC				1,479.72	512100	19067	Maintenance services for 11/02/11-11/08/11	NOV-2011
31,765	Other	STERLING BOILER AND MECHANICAL INC				1,046.12	512100	19067	Maintenance services for 11/02/11-11/08/11	NOV-2011
31,766	Other	STERLING BOILER AND MECHANICAL INC				933.36	512100	19067	Maintenance services for 11/02/11-11/08/11	NOV-2011
31,767	Other	STERLING BOILER AND MECHANICAL INC				702.93	513100	19067	Maintenance services for 11/02/11-11/08/11	NOV-2011
31,768	Other	STERLING BOILER AND MECHANICAL INC				683.76	512100	19067	Maintenance services for 11/02/11-11/08/11	NOV-2011
31,769	Other	STERLING BOILER AND MECHANICAL INC				472.28	511100	19067	Maintenance services for 11/02/11-11/08/11	NOV-2011
31,770	Other	STERLING BOILER AND MECHANICAL INC				404.52	512100	19067	Maintenance services for 11/02/11-11/08/11	NOV-2011
31,771	Other	STERLING BOILER AND MECHANICAL INC				309.72	512100	19067	Maintenance services for 11/02/11-11/08/11	NOV-2011
31,772	Other	STERLING BOILER AND MECHANICAL INC				235.97	512100	19067	Maintenance services for 11/02/11-11/08/11	NOV-2011
31,773	Other	STERLING BOILER AND MECHANICAL INC				231.28	512100	19067	Maintenance services for 11/02/11-11/08/11	NOV-2011
31,774	Other	STERLING BOILER AND MECHANICAL INC				214.40	512100	19067	Maintenance services for 11/02/11-11/08/11	NOV-2011
31,775	Other	STERLING BOILER AND MECHANICAL INC				206.48	512017	19067	Maintenance services for 11/02/11-11/08/11	NOV-2011
31,776	Other	STERLING BOILER AND MECHANICAL INC				203.10	512100	19067	Maintenance services for 11/02/11-11/08/11	NOV-2011
31,777	Other	STERLING BOILER AND MECHANICAL INC				170.94	512100	19067	Maintenance services for 11/02/11-11/08/11	NOV-2011
31,778	Other	STERLING BOILER AND MECHANICAL INC				154.86	512100	19067	Maintenance services for 11/02/11-11/08/11	NOV-2011
31,779	Other	STERLING BOILER AND MECHANICAL INC				154.86	512100	19067	Maintenance services for 11/02/11-11/08/11	NOV-2011
31,780	Other	STERLING BOILER AND MECHANICAL INC				134.84	511100	19067	Maintenance services for 11/02/11-11/08/11	NOV-2011
31,781	Other	STERLING BOILER AND MECHANICAL INC				115.64	511100	19067	Maintenance services for 11/02/11-11/08/11	NOV-2011
31,782	Other	STERLING BOILER AND MECHANICAL INC				115.64	513100	19067	Maintenance services for 11/02/11-11/08/11	NOV-2011
31,783	Other	STERLING BOILER AND MECHANICAL INC				115.64	513100	19067	Maintenance services for 11/02/11-11/08/11	NOV-2011
31,784	Other	STERLING BOILER AND MECHANICAL INC				103.24	512100	19067	Maintenance services for 11/02/11-11/08/11	NOV-2011
31,785	Other	STERLING BOILER AND MECHANICAL INC				70,000.00	512100	19464	Install Unit 4 main steam stop valve	Dec-2011
31,786	Other	STERLING BOILER AND MECHANICAL INC				2,500.00	512100	19465	Added negotiated additional work performed outside the original specification including machining, heat treating, and welding	Dec-2011
31,787	Other	STERLING BOILER AND MECHANICAL INC				17,491.45	512100	19518	Maintenance services for 11/09/11-11/15/11	Dec-2011
31,788	Other	STERLING BOILER AND MECHANICAL INC				4,925.81	512100	19518	Maintenance services for 11/09/11-11/15/11	Dec-2011
31,789	Other	STERLING BOILER AND MECHANICAL INC				2,870.35	512100	19518	Maintenance services for 11/09/11-11/15/11	Dec-2011
31,790	Other	STERLING BOILER AND MECHANICAL INC				2,843.94	512100	19518	Maintenance services for 11/09/11-11/15/11	Dec-2011
31,791	Other	STERLING BOILER AND MECHANICAL INC				2,787.32	512100	19518	Maintenance services for 11/09/11-11/15/11	Dec-2011
31,792	Other	STERLING BOILER AND MECHANICAL INC				2,681.75	513100	19518	Maintenance services for 11/09/11-11/15/11	Dec-2011
31,793	Other	STERLING BOILER AND MECHANICAL INC				1,329.12	512100	19518	Maintenance services for 11/09/11-11/15/11	Dec-2011
31,794	Other	STERLING BOILER AND MECHANICAL INC				996.24	512100	19518	Maintenance services for 11/09/11-11/15/11	Dec-2011
31,795	Other	STERLING BOILER AND MECHANICAL INC				619.44	511100	19518	Maintenance services for 11/09/11-11/15/11	Dec-2011

KENTUCKY UTILITIES COMPANY
Case No. 2012- 00221
Analysis of Professional Services Expenses For the Test Year

(A)	(B)	(C)	(D)	(E)	(F)	(G)	(H)	(I)		
Line No.	Type	Vendor	Rate Case	Audit	Other	Total	Account	Invoice	Description	Period
31,796	Other	STERLING BOILER AND MECHANICAL INC				602.94	512017	19518	Maintenance services for 11/09/11-11/15/11	Dec-2011
31,797	Other	STERLING BOILER AND MECHANICAL INC				539.36	511100	19518	Maintenance services for 11/09/11-11/15/11	Dec-2011
31,798	Other	STERLING BOILER AND MECHANICAL INC				449.92	512100	19518	Maintenance services for 11/09/11-11/15/11	Dec-2011
31,799	Other	STERLING BOILER AND MECHANICAL INC				412.96	512100	19518	Maintenance services for 11/09/11-11/15/11	Dec-2011
31,800	Other	STERLING BOILER AND MECHANICAL INC				412.96	512100	19518	Maintenance services for 11/09/11-11/15/11	Dec-2011
31,801	Other	STERLING BOILER AND MECHANICAL INC				412.96	512100	19518	Maintenance services for 11/09/11-11/15/11	Dec-2011
31,802	Other	STERLING BOILER AND MECHANICAL INC				391.88	511100	19518	Maintenance services for 11/09/11-11/15/11	Dec-2011
31,803	Other	STERLING BOILER AND MECHANICAL INC				382.55	512017	19518	Maintenance services for 11/09/11-11/15/11	Dec-2011
31,804	Other	STERLING BOILER AND MECHANICAL INC				341.88	512100	19518	Maintenance services for 11/09/11-11/15/11	Dec-2011
31,805	Other	STERLING BOILER AND MECHANICAL INC				270.80	512100	19518	Maintenance services for 11/09/11-11/15/11	Dec-2011
31,806	Other	STERLING BOILER AND MECHANICAL INC				191.28	511100	19518	Maintenance services for 11/09/11-11/15/11	Dec-2011
31,807	Other	STERLING BOILER AND MECHANICAL INC				191.28	512100	19518	Maintenance services for 11/09/11-11/15/11	Dec-2011
31,808	Other	STERLING BOILER AND MECHANICAL INC				142.82	512100	19518	Maintenance services for 11/09/11-11/15/11	Dec-2011
31,809	Other	STERLING BOILER AND MECHANICAL INC				142.82	512100	19518	Maintenance services for 11/09/11-11/15/11	Dec-2011
31,810	Other	STERLING BOILER AND MECHANICAL INC				142.82	512100	19518	Maintenance services for 11/09/11-11/15/11	Dec-2011
31,811	Other	STERLING BOILER AND MECHANICAL INC				142.82	512100	19518	Maintenance services for 11/09/11-11/15/11	Dec-2011
31,812	Other	STERLING BOILER AND MECHANICAL INC				67.42	512100	19518	Maintenance services for 11/09/11-11/15/11	Dec-2011
31,813	Other	STERLING BOILER AND MECHANICAL INC				67.42	512100	19518	Maintenance services for 11/09/11-11/15/11	Dec-2011
31,814	Other	STERLING BOILER AND MECHANICAL INC				67.42	512100	19518	Maintenance services for 11/09/11-11/15/11	Dec-2011
31,815	Other	STERLING BOILER AND MECHANICAL INC				67.42	512100	19518	Maintenance services for 11/09/11-11/15/11	Dec-2011
31,816	Other	STERLING BOILER AND MECHANICAL INC				3,729.60	510100	19525	Maintenance services for 11/23/11-11/29/11	Dec-2011
31,817	Other	STERLING BOILER AND MECHANICAL INC				1,078.72	511100	19525	Maintenance services for 11/23/11-11/29/11	Dec-2011
31,818	Other	STERLING BOILER AND MECHANICAL INC				1,040.84	512017	19525	Maintenance services for 11/23/11-11/29/11	Dec-2011
31,819	Other	STERLING BOILER AND MECHANICAL INC				823.18	512100	19525	Maintenance services for 11/23/11-11/29/11	Dec-2011
31,820	Other	STERLING BOILER AND MECHANICAL INC				612.08	512100	19525	Maintenance services for 11/23/11-11/29/11	Dec-2011
31,821	Other	STERLING BOILER AND MECHANICAL INC				591.52	512100	19525	Maintenance services for 11/23/11-11/29/11	Dec-2011
31,822	Other	STERLING BOILER AND MECHANICAL INC				539.36	510100	19525	Maintenance services for 11/23/11-11/29/11	Dec-2011
31,823	Other	STERLING BOILER AND MECHANICAL INC				539.36	511100	19525	Maintenance services for 11/23/11-11/29/11	Dec-2011
31,824	Other	STERLING BOILER AND MECHANICAL INC				431.44	512100	19525	Maintenance services for 11/23/11-11/29/11	Dec-2011
31,825	Other	STERLING BOILER AND MECHANICAL INC				269.68	512100	19525	Maintenance services for 11/23/11-11/29/11	Dec-2011
31,826	Other	STERLING BOILER AND MECHANICAL INC				269.68	512100	19525	Maintenance services for 11/23/11-11/29/11	Dec-2011
31,827	Other	STERLING BOILER AND MECHANICAL INC				231.28	511100	19525	Maintenance services for 11/23/11-11/29/11	Dec-2011
31,828	Other	STERLING BOILER AND MECHANICAL INC				231.28	512100	19525	Maintenance services for 11/23/11-11/29/11	Dec-2011
31,829	Other	STERLING BOILER AND MECHANICAL INC				231.28	512100	19525	Maintenance services for 11/23/11-11/29/11	Dec-2011
31,830	Other	STERLING BOILER AND MECHANICAL INC				231.28	513100	19525	Maintenance services for 11/23/11-11/29/11	Dec-2011
31,831	Other	STERLING BOILER AND MECHANICAL INC				224.96	512100	19525	Maintenance services for 11/23/11-11/29/11	Dec-2011
31,832	Other	STERLING BOILER AND MECHANICAL INC				150.38	513100	19525	Maintenance services for 11/23/11-11/29/11	Dec-2011
31,833	Other	STERLING BOILER AND MECHANICAL INC				148.62	513100	19525	Maintenance services for 11/23/11-11/29/11	Dec-2011
31,834	Other	STERLING BOILER AND MECHANICAL INC				134.84	512017	19525	Maintenance services for 11/23/11-11/29/11	Dec-2011
31,835	Other	STERLING BOILER AND MECHANICAL INC				134.84	512100	19525	Maintenance services for 11/23/11-11/29/11	Dec-2011
31,836	Other	STERLING BOILER AND MECHANICAL INC				134.84	512100	19525	Maintenance services for 11/23/11-11/29/11	Dec-2011
31,837	Other	STERLING BOILER AND MECHANICAL INC				134.84	512100	19525	Maintenance services for 11/23/11-11/29/11	Dec-2011
31,838	Other	STERLING BOILER AND MECHANICAL INC				115.64	511100	19525	Maintenance services for 11/23/11-11/29/11	Dec-2011
31,839	Other	STERLING BOILER AND MECHANICAL INC				115.64	513100	19525	Maintenance services for 11/23/11-11/29/11	Dec-2011
31,840	Other	STERLING BOILER AND MECHANICAL INC				103.24	512100	19525	Maintenance services for 11/23/11-11/29/11	Dec-2011
31,841	Other	STERLING BOILER AND MECHANICAL INC				103.24	512100	19525	Maintenance services for 11/23/11-11/29/11	Dec-2011
31,842	Other	STERLING BOILER AND MECHANICAL INC				1,232.88	512100	19528	AI inspection & mileage - 11/11/11	Dec-2011
31,843	Other	STERLING BOILER AND MECHANICAL INC				44.00	506100	19528	Drug test - 11/20/11	Dec-2011
31,844	Other	STERLING BOILER AND MECHANICAL INC				925.12	511100	19756	Maintenance services for 11/30/11-12/06/11	Dec-2011
31,845	Other	STERLING BOILER AND MECHANICAL INC				835.96	511100	19756	Maintenance services for 11/30/11-12/06/11	Dec-2011
31,846	Other	STERLING BOILER AND MECHANICAL INC				803.68	513100	19756	Maintenance services for 11/30/11-12/06/11	Dec-2011
31,847	Other	STERLING BOILER AND MECHANICAL INC				539.36	512100	19756	Maintenance services for 11/30/11-12/06/11	Dec-2011
31,848	Other	STERLING BOILER AND MECHANICAL INC				449.92	511100	19756	Maintenance services for 11/30/11-12/06/11	Dec-2011
31,849	Other	STERLING BOILER AND MECHANICAL INC				412.96	512100	19756	Maintenance services for 11/30/11-12/06/11	Dec-2011
31,850	Other	STERLING BOILER AND MECHANICAL INC				404.52	511100	19756	Maintenance services for 11/30/11-12/06/11	Dec-2011
31,851	Other	STERLING BOILER AND MECHANICAL INC				346.92	511100	19756	Maintenance services for 11/30/11-12/06/11	Dec-2011
31,852	Other	STERLING BOILER AND MECHANICAL INC				337.10	513100	19756	Maintenance services for 11/30/11-12/06/11	Dec-2011
31,853	Other	STERLING BOILER AND MECHANICAL INC				247.32	512100	19756	Maintenance services for 11/30/11-12/06/11	Dec-2011
31,854	Other	STERLING BOILER AND MECHANICAL INC				247.32	512100	19756	Maintenance services for 11/30/11-12/06/11	Dec-2011
31,855	Other	STERLING BOILER AND MECHANICAL INC				247.32	512100	19756	Maintenance services for 11/30/11-12/06/11	Dec-2011

KENTUCKY UTILITIES COMPANY
Case No. 2012- 00221
Analysis of Professional Services Expenses For the Test Year

(A)	(B)	(C)	(D)	(E)	(F)	(G)	(H)	(I)		
Line No.	Type	Vendor	Rate Case	Audit	Other	Total	Account	Invoice	Description	Period
31,916	Other	STERLING BOILER AND MECHANICAL INC				103.24	512017	20084	Maintenance services for 12/07/11-12/13/11	Dec-2011
31,917	Other	STERLING BOILER AND MECHANICAL INC				103.24	512017	20084	Maintenance services for 12/07/11-12/13/11	Dec-2011
31,918	Other	STERLING BOILER AND MECHANICAL INC				27,900.18	512100	20131	Maintenance services for 11/16/11-11/22/11	Dec-2011
31,919	Other	STERLING BOILER AND MECHANICAL INC				7,503.65	512100	20131	Maintenance services for 11/16/11-11/22/11	Dec-2011
31,920	Other	STERLING BOILER AND MECHANICAL INC				952.32	512017	20131	Maintenance services for 11/16/11-11/22/11	Dec-2011
31,921	Other	STERLING BOILER AND MECHANICAL INC				564.28	512100	20131	Maintenance services for 11/16/11-11/22/11	Dec-2011
31,922	Other	STERLING BOILER AND MECHANICAL INC				564.28	512100	20131	Maintenance services for 11/16/11-11/22/11	Dec-2011
31,923	Other	STERLING BOILER AND MECHANICAL INC				539.36	512017	20131	Maintenance services for 11/16/11-11/22/11	Dec-2011
31,924	Other	STERLING BOILER AND MECHANICAL INC				462.56	513100	20131	Maintenance services for 11/16/11-11/22/11	Dec-2011
31,925	Other	STERLING BOILER AND MECHANICAL INC				449.92	511100	20131	Maintenance services for 11/16/11-11/22/11	Dec-2011
31,926	Other	STERLING BOILER AND MECHANICAL INC				412.96	512100	20131	Maintenance services for 11/16/11-11/22/11	Dec-2011
31,927	Other	STERLING BOILER AND MECHANICAL INC				374.04	512100	20131	Maintenance services for 11/16/11-11/22/11	Dec-2011
31,928	Other	STERLING BOILER AND MECHANICAL INC				309.72	513100	20131	Maintenance services for 11/16/11-11/22/11	Dec-2011
31,929	Other	STERLING BOILER AND MECHANICAL INC				289.10	511100	20131	Maintenance services for 11/16/11-11/22/11	Dec-2011
31,930	Other	STERLING BOILER AND MECHANICAL INC				231.28	511100	20131	Maintenance services for 11/16/11-11/22/11	Dec-2011
31,931	Other	STERLING BOILER AND MECHANICAL INC				173.46	511100	20131	Maintenance services for 11/16/11-11/22/11	Dec-2011
31,932	Other	STERLING BOILER AND MECHANICAL INC				154.86	512100	20131	Maintenance services for 11/16/11-11/22/11	Dec-2011
31,933	Other	STERLING BOILER AND MECHANICAL INC				154.86	512100	20131	Maintenance services for 11/16/11-11/22/11	Dec-2011
31,934	Other	STERLING BOILER AND MECHANICAL INC				115.64	513100	20131	Maintenance services for 11/16/11-11/22/11	Dec-2011
31,935	Other	STERLING BOILER AND MECHANICAL INC				115.64	513100	20131	Maintenance services for 11/16/11-11/22/11	Dec-2011
31,936	Other	STERLING BOILER AND MECHANICAL INC				103.24	512017	20131	Maintenance services for 11/16/11-11/22/11	Dec-2011
31,937	Other	STERLING BOILER AND MECHANICAL INC				96.63	512100	20131	Maintenance services for 11/16/11-11/22/11	Dec-2011
31,938	Other	STERLING BOILER AND MECHANICAL INC				76.51	512100	20131	Maintenance services for 11/16/11-11/22/11	Dec-2011
31,939	Other	STERLING BOILER AND MECHANICAL INC				7,530.32	512100	20275	Maintenance services for 12/14/11-12/20/11	Dec-2011
31,940	Other	STERLING BOILER AND MECHANICAL INC				3,507.44	512100	20275	Maintenance services for 12/14/11-12/20/11	Dec-2011
31,941	Other	STERLING BOILER AND MECHANICAL INC				3,341.91	512100	20275	Maintenance services for 12/14/11-12/20/11	Dec-2011
31,942	Other	STERLING BOILER AND MECHANICAL INC				806.64	511100	20275	Maintenance services for 12/14/11-12/20/11	Dec-2011
31,943	Other	STERLING BOILER AND MECHANICAL INC				619.51	512100	20275	Maintenance services for 12/14/11-12/20/11	Dec-2011
31,944	Other	STERLING BOILER AND MECHANICAL INC				539.36	510100	20275	Maintenance services for 12/14/11-12/20/11	Dec-2011
31,945	Other	STERLING BOILER AND MECHANICAL INC				539.36	512100	20275	Maintenance services for 12/14/11-12/20/11	Dec-2011
31,946	Other	STERLING BOILER AND MECHANICAL INC				539.30	513100	20275	Maintenance services for 12/14/11-12/20/11	Dec-2011
31,947	Other	STERLING BOILER AND MECHANICAL INC				449.92	512100	20275	Maintenance services for 12/14/11-12/20/11	Dec-2011
31,948	Other	STERLING BOILER AND MECHANICAL INC				431.44	513100	20275	Maintenance services for 12/14/11-12/20/11	Dec-2011
31,949	Other	STERLING BOILER AND MECHANICAL INC				238.08	511100	20275	Maintenance services for 12/14/11-12/20/11	Dec-2011
31,950	Other	STERLING BOILER AND MECHANICAL INC				231.28	511100	20275	Maintenance services for 12/14/11-12/20/11	Dec-2011
31,951	Other	STERLING BOILER AND MECHANICAL INC				231.28	511100	20275	Maintenance services for 12/14/11-12/20/11	Dec-2011
31,952	Other	STERLING BOILER AND MECHANICAL INC				231.28	512100	20275	Maintenance services for 12/14/11-12/20/11	Dec-2011
31,953	Other	STERLING BOILER AND MECHANICAL INC				206.48	512017	20275	Maintenance services for 12/14/11-12/20/11	Dec-2011
31,954	Other	STERLING BOILER AND MECHANICAL INC				154.86	512100	20275	Maintenance services for 12/14/11-12/20/11	Dec-2011
31,955	Other	STERLING BOILER AND MECHANICAL INC				134.84	511100	20275	Maintenance services for 12/14/11-12/20/11	Dec-2011
31,956	Other	STERLING BOILER AND MECHANICAL INC				115.64	512100	20275	Maintenance services for 12/14/11-12/20/11	Dec-2011
31,957	Other	STERLING BOILER AND MECHANICAL INC				115.64	514100	20275	Maintenance services for 12/14/11-12/20/11	Dec-2011
31,958	Other	STERLING BOILER AND MECHANICAL INC				103.24	511100	20275	Maintenance services for 12/14/11-12/20/11	Dec-2011
31,959	Other	STERLING BOILER AND MECHANICAL INC				3,729.60	510100	20461	Maintenance services for 12/21/11-12/27/11	Jan-2012
31,960	Other	STERLING BOILER AND MECHANICAL INC				610.28	512100	20461	Maintenance services for 12/21/11-12/27/11	Jan-2012
31,961	Other	STERLING BOILER AND MECHANICAL INC				534.68	512100	20461	Maintenance services for 12/21/11-12/27/11	Jan-2012
31,962	Other	STERLING BOILER AND MECHANICAL INC				471.94	512100	20461	Maintenance services for 12/21/11-12/27/11	Jan-2012
31,963	Other	STERLING BOILER AND MECHANICAL INC				442.20	512100	20461	Maintenance services for 12/21/11-12/27/11	Jan-2012
31,964	Other	STERLING BOILER AND MECHANICAL INC				431.60	512100	20461	Maintenance services for 12/21/11-12/27/11	Jan-2012
31,965	Other	STERLING BOILER AND MECHANICAL INC				346.92	513100	20461	Maintenance services for 12/21/11-12/27/11	Jan-2012
31,966	Other	STERLING BOILER AND MECHANICAL INC				269.68	512100	20461	Maintenance services for 12/21/11-12/27/11	Jan-2012
31,967	Other	STERLING BOILER AND MECHANICAL INC				269.68	512100	20461	Maintenance services for 12/21/11-12/27/11	Jan-2012
31,968	Other	STERLING BOILER AND MECHANICAL INC				269.68	512100	20461	Maintenance services for 12/21/11-12/27/11	Jan-2012
31,969	Other	STERLING BOILER AND MECHANICAL INC				258.10	512100	20461	Maintenance services for 12/21/11-12/27/11	Jan-2012
31,970	Other	STERLING BOILER AND MECHANICAL INC				231.28	513100	20461	Maintenance services for 12/21/11-12/27/11	Jan-2012
31,971	Other	STERLING BOILER AND MECHANICAL INC				231.28	513100	20461	Maintenance services for 12/21/11-12/27/11	Jan-2012
31,972	Other	STERLING BOILER AND MECHANICAL INC				224.96	512100	20461	Maintenance services for 12/21/11-12/27/11	Jan-2012
31,973	Other	STERLING BOILER AND MECHANICAL INC				215.72	512100	20461	Maintenance services for 12/21/11-12/27/11	Jan-2012
31,974	Other	STERLING BOILER AND MECHANICAL INC				196.26	506100	20461	Ink cartridges	Jan-2012
31,975	Other	STERLING BOILER AND MECHANICAL INC				115.64	511100	20461	Maintenance services for 12/21/11-12/27/11	Jan-2012

KENTUCKY UTILITIES COMPANY
Case No. 2012- 00221
Analysis of Professional Services Expenses For the Test Year

(A)	(B)	(C)	(D)	(E)	(F)	(G)	(H)	(I)		
Line No.	Type	Vendor	Rate Case	Audit	Other	Total	Account	Invoice	Description	Period
31,976	Other	STERLING BOILER AND MECHANICAL INC				115.64	512100	20461	Maintenance services for 12/21/11-12/27/11	Jan-2012
31,977	Other	STERLING BOILER AND MECHANICAL INC				115.64	512100	20461	Maintenance services for 12/21/11-12/27/11	Jan-2012
31,978	Other	STERLING BOILER AND MECHANICAL INC				115.64	513100	20461	Maintenance services for 12/21/11-12/27/11	Jan-2012
31,979	Other	STERLING BOILER AND MECHANICAL INC				112.48	511100	20461	Maintenance services for 12/21/11-12/27/11	Jan-2012
31,980	Other	STERLING BOILER AND MECHANICAL INC				67.42	512100	20461	Maintenance services for 12/21/11-12/27/11	Jan-2012
31,981	Other	STERLING BOILER AND MECHANICAL INC				1,078.72	513100	20684	Maintenance services for 12/28/11-12/31/11	Jan-2012
31,982	Other	STERLING BOILER AND MECHANICAL INC				586.30	512100	20684	Maintenance services for 12/28/11-12/31/11	Jan-2012
31,983	Other	STERLING BOILER AND MECHANICAL INC				539.36	513100	20684	Maintenance services for 12/28/11-12/31/11	Jan-2012
31,984	Other	STERLING BOILER AND MECHANICAL INC				515.15	512011	20684	Maintenance services for 12/28/11-12/31/11	Jan-2012
31,985	Other	STERLING BOILER AND MECHANICAL INC				462.56	511100	20684	Maintenance services for 12/28/11-12/31/11	Jan-2012
31,986	Other	STERLING BOILER AND MECHANICAL INC				449.92	511100	20684	Maintenance services for 12/28/11-12/31/11	Jan-2012
31,987	Other	STERLING BOILER AND MECHANICAL INC				381.34	512011	20684	Maintenance services for 12/28/11-12/31/11	Jan-2012
31,988	Other	STERLING BOILER AND MECHANICAL INC				281.20	511100	20684	Maintenance services for 12/28/11-12/31/11	Jan-2012
31,989	Other	STERLING BOILER AND MECHANICAL INC				232.29	512100	20684	Maintenance services for 12/28/11-12/31/11	Jan-2012
31,990	Other	STERLING BOILER AND MECHANICAL INC				231.28	512011	20684	Maintenance services for 12/28/11-12/31/11	Jan-2012
31,991	Other	STERLING BOILER AND MECHANICAL INC				231.28	513100	20684	Maintenance services for 12/28/11-12/31/11	Jan-2012
31,992	Other	STERLING BOILER AND MECHANICAL INC				231.28	513100	20684	Maintenance services for 12/28/11-12/31/11	Jan-2012
31,993	Other	STERLING BOILER AND MECHANICAL INC				226.05	513100	20684	Maintenance services for 12/28/11-12/31/11	Jan-2012
31,994	Other	STERLING BOILER AND MECHANICAL INC				215.72	512100	20684	Maintenance services for 12/28/11-12/31/11	Jan-2012
31,995	Other	STERLING BOILER AND MECHANICAL INC				215.72	514100	20684	Maintenance services for 12/28/11-12/31/11	Jan-2012
31,996	Other	STERLING BOILER AND MECHANICAL INC				168.72	511100	20684	Maintenance services for 12/28/11-12/31/11	Jan-2012
31,997	Other	STERLING BOILER AND MECHANICAL INC				154.86	513100	20684	Maintenance services for 12/28/11-12/31/11	Jan-2012
31,998	Other	STERLING BOILER AND MECHANICAL INC				129.05	512100	20684	Maintenance services for 12/28/11-12/31/11	Jan-2012
31,999	Other	STERLING BOILER AND MECHANICAL INC				1,870.96	510100	20889	Maintenance services for 01/01/12-01/03/12	Jan-2012
32,000	Other	STERLING BOILER AND MECHANICAL INC				866.40	512100	20889	Maintenance services for 01/01/12-01/03/12	Jan-2012
32,001	Other	STERLING BOILER AND MECHANICAL INC				810.12	511100	20889	Maintenance services for 01/01/12-01/03/12	Jan-2012
32,002	Other	STERLING BOILER AND MECHANICAL INC				270.04	513100	20889	Maintenance services for 01/01/12-01/03/12	Jan-2012
32,003	Other	STERLING BOILER AND MECHANICAL INC				232.24	511100	20889	Maintenance services for 01/01/12-01/03/12	Jan-2012
32,004	Other	STERLING BOILER AND MECHANICAL INC				232.24	511100	20889	Maintenance services for 01/01/12-01/03/12	Jan-2012
32,005	Other	STERLING BOILER AND MECHANICAL INC				1,961.96	513100	20890	Maintenance services for 01/04/12-01/10/12	Jan-2012
32,006	Other	STERLING BOILER AND MECHANICAL INC				1,903.23	512100	20890	Maintenance services for 01/04/12-01/10/12	Jan-2012
32,007	Other	STERLING BOILER AND MECHANICAL INC				903.84	510100	20890	Maintenance services for 01/04/12-01/10/12	Jan-2012
32,008	Other	STERLING BOILER AND MECHANICAL INC				818.16	513100	20890	Maintenance services for 01/04/12-01/10/12	Jan-2012
32,009	Other	STERLING BOILER AND MECHANICAL INC				646.75	512100	20890	Maintenance services for 01/04/12-01/10/12	Jan-2012
32,010	Other	STERLING BOILER AND MECHANICAL INC				477.28	512100	20890	Maintenance services for 01/04/12-01/10/12	Jan-2012
32,011	Other	STERLING BOILER AND MECHANICAL INC				464.48	512100	20890	Maintenance services for 01/04/12-01/10/12	Jan-2012
32,012	Other	STERLING BOILER AND MECHANICAL INC				441.28	511100	20890	Maintenance services for 01/04/12-01/10/12	Jan-2012
32,013	Other	STERLING BOILER AND MECHANICAL INC				417.12	512100	20890	Maintenance services for 01/04/12-01/10/12	Jan-2012
32,014	Other	STERLING BOILER AND MECHANICAL INC				406.42	511100	20890	Maintenance services for 01/04/12-01/10/12	Jan-2012
32,015	Other	STERLING BOILER AND MECHANICAL INC				381.42	513100	20890	Maintenance services for 01/04/12-01/10/12	Jan-2012
32,016	Other	STERLING BOILER AND MECHANICAL INC				348.36	511100	20890	Maintenance services for 01/04/12-01/10/12	Jan-2012
32,017	Other	STERLING BOILER AND MECHANICAL INC				348.36	512100	20890	Maintenance services for 01/04/12-01/10/12	Jan-2012
32,018	Other	STERLING BOILER AND MECHANICAL INC				310.86	511100	20890	Maintenance services for 01/04/12-01/10/12	Jan-2012
32,019	Other	STERLING BOILER AND MECHANICAL INC				310.86	512100	20890	Maintenance services for 01/04/12-01/10/12	Jan-2012
32,020	Other	STERLING BOILER AND MECHANICAL INC				290.30	513100	20890	Maintenance services for 01/04/12-01/10/12	Jan-2012
32,021	Other	STERLING BOILER AND MECHANICAL INC				272.44	512100	20890	Maintenance services for 01/04/12-01/10/12	Jan-2012
32,022	Other	STERLING BOILER AND MECHANICAL INC				270.04	513100	20890	Maintenance services for 01/04/12-01/10/12	Jan-2012
32,023	Other	STERLING BOILER AND MECHANICAL INC				207.24	512100	20890	Maintenance services for 01/04/12-01/10/12	Jan-2012
32,024	Other	STERLING BOILER AND MECHANICAL INC				207.24	512100	20890	Maintenance services for 01/04/12-01/10/12	Jan-2012
32,025	Other	STERLING BOILER AND MECHANICAL INC				207.24	513100	20890	Maintenance services for 01/04/12-01/10/12	Jan-2012
32,026	Other	STERLING BOILER AND MECHANICAL INC				174.18	511100	20890	Maintenance services for 01/04/12-01/10/12	Jan-2012
32,027	Other	STERLING BOILER AND MECHANICAL INC				155.43	512017	20890	Maintenance services for 01/04/12-01/10/12	Jan-2012
32,028	Other	STERLING BOILER AND MECHANICAL INC				155.43	512017	20890	Maintenance services for 01/04/12-01/10/12	Jan-2012
32,029	Other	STERLING BOILER AND MECHANICAL INC				155.43	512100	20890	Maintenance services for 01/04/12-01/10/12	Jan-2012
32,030	Other	STERLING BOILER AND MECHANICAL INC				155.43	513100	20890	Maintenance services for 01/04/12-01/10/12	Jan-2012
32,031	Other	STERLING BOILER AND MECHANICAL INC				116.12	513100	20890	Maintenance services for 01/04/12-01/10/12	Jan-2012
32,032	Other	STERLING BOILER AND MECHANICAL INC				4,819.95	513100	20951	Maintenance services for 01/11/12-01/17/12	Jan-2012
32,033	Other	STERLING BOILER AND MECHANICAL INC				3,979.70	513100	20951	Maintenance services for 01/11/12-01/17/12	Jan-2012
32,034	Other	STERLING BOILER AND MECHANICAL INC				2,859.80	512100	20951	Maintenance services for 01/11/12-01/17/12	Jan-2012
32,035	Other	STERLING BOILER AND MECHANICAL INC				1,124.03	512100	20951	Maintenance services for 01/11/12-01/17/12	Jan-2012

KENTUCKY UTILITIES COMPANY
Case No. 2012- 00221
Analysis of Professional Services Expenses For the Test Year

(A)	(B)	(C)	(D)	(E)	(F)	(G)	(H)	(I)		
Line No.	Type	Vendor	Rate Case	Audit	Other	Total	Account	Invoice	Description	Period
32,036	Other	STERLING BOILER AND MECHANICAL INC				930.86	511100	20951	Maintenance services for 01/11/12-01/17/12	Jan-2012
32,037	Other	STERLING BOILER AND MECHANICAL INC				835.88	512100	20951	Maintenance services for 01/11/12-01/17/12	Jan-2012
32,038	Other	STERLING BOILER AND MECHANICAL INC				828.96	510100	20951	Maintenance services for 01/11/12-01/17/12	Jan-2012
32,039	Other	STERLING BOILER AND MECHANICAL INC				494.37	512100	20951	Maintenance services for 01/11/12-01/17/12	Jan-2012
32,040	Other	STERLING BOILER AND MECHANICAL INC				310.86	512100	20951	Maintenance services for 01/11/12-01/17/12	Jan-2012
32,041	Other	STERLING BOILER AND MECHANICAL INC				298.12	512100	20951	Maintenance services for 01/11/12-01/17/12	Jan-2012
32,042	Other	STERLING BOILER AND MECHANICAL INC				270.04	512017	20951	Maintenance services for 01/11/12-01/17/12	Jan-2012
32,043	Other	STERLING BOILER AND MECHANICAL INC				270.04	512017	20951	Maintenance services for 01/11/12-01/17/12	Jan-2012
32,044	Other	STERLING BOILER AND MECHANICAL INC				225.96	511100	20951	Maintenance services for 01/11/12-01/17/12	Jan-2012
32,045	Other	STERLING BOILER AND MECHANICAL INC				202.53	513100	20951	Maintenance services for 01/11/12-01/17/12	Jan-2012
32,046	Other	STERLING BOILER AND MECHANICAL INC				194.50	512100	20951	Maintenance services for 01/11/12-01/17/12	Jan-2012
32,047	Other	STERLING BOILER AND MECHANICAL INC				168.45	512100	20951	Maintenance services for 01/11/12-01/17/12	Jan-2012
32,048	Other	STERLING BOILER AND MECHANICAL INC				103.63	512100	20951	Maintenance services for 01/11/12-01/17/12	Jan-2012
32,049	Other	STERLING BOILER AND MECHANICAL INC				103.62	512100	20951	Maintenance services for 01/11/12-01/17/12	Jan-2012
32,050	Other	STERLING BOILER AND MECHANICAL INC				103.62	512100	20951	Maintenance services for 01/11/12-01/17/12	Jan-2012
32,051	Other	STERLING BOILER AND MECHANICAL INC				103.62	512100	20951	Maintenance services for 01/11/12-01/17/12	Jan-2012
32,052	Other	STERLING BOILER AND MECHANICAL INC				77.72	512100	20951	Maintenance services for 01/11/12-01/17/12	Jan-2012
32,053	Other	STERLING BOILER AND MECHANICAL INC				77.72	512100	20951	Maintenance services for 01/11/12-01/17/12	Jan-2012
32,054	Other	STERLING BOILER AND MECHANICAL INC				51.81	511100	20951	Maintenance services for 01/11/12-01/17/12	Jan-2012
32,055	Other	STERLING BOILER AND MECHANICAL INC				51.81	514100	20951	Maintenance services for 01/11/12-01/17/12	Jan-2012
32,056	Other	STERLING BOILER AND MECHANICAL INC				4,081.52	511100	21010	Maintenance services for 01/18/12-01/24/12	Jan-2012
32,057	Other	STERLING BOILER AND MECHANICAL INC				1,318.32	512100	21010	Maintenance services for 01/18/12-01/24/12	Jan-2012
32,058	Other	STERLING BOILER AND MECHANICAL INC				1,243.44	510100	21010	Maintenance services for 01/18/12-01/24/12	Jan-2012
32,059	Other	STERLING BOILER AND MECHANICAL INC				496.00	512017	21010	Maintenance services for 01/18/12-01/24/12	Jan-2012
32,060	Other	STERLING BOILER AND MECHANICAL INC				464.48	512017	21010	Maintenance services for 01/18/12-01/24/12	Jan-2012
32,061	Other	STERLING BOILER AND MECHANICAL INC				446.90	511100	21010	Maintenance services for 01/18/12-01/24/12	Jan-2012
32,062	Other	STERLING BOILER AND MECHANICAL INC				433.20	512100	21010	Maintenance services for 01/18/12-01/24/12	Jan-2012
32,063	Other	STERLING BOILER AND MECHANICAL INC				414.48	512017	21010	Maintenance services for 01/18/12-01/24/12	Jan-2012
32,064	Other	STERLING BOILER AND MECHANICAL INC				414.48	512100	21010	Maintenance services for 01/18/12-01/24/12	Jan-2012
32,065	Other	STERLING BOILER AND MECHANICAL INC				1,585.08	511100	21108	Maintenance services for 01/25/12-01/31/12	Feb-2012
32,066	Other	STERLING BOILER AND MECHANICAL INC				1,406.48	512100	21108	Maintenance services for 01/25/12-01/31/12	Feb-2012
32,067	Other	STERLING BOILER AND MECHANICAL INC				1,350.20	512100	21108	Maintenance services for 01/25/12-01/31/12	Feb-2012
32,068	Other	STERLING BOILER AND MECHANICAL INC				1,285.71	512100	21108	Maintenance services for 01/25/12-01/31/12	Feb-2012
32,069	Other	STERLING BOILER AND MECHANICAL INC				1,080.16	511100	21108	Maintenance services for 01/25/12-01/31/12	Feb-2012
32,070	Other	STERLING BOILER AND MECHANICAL INC				935.32	512100	21108	Maintenance services for 01/25/12-01/31/12	Feb-2012
32,071	Other	STERLING BOILER AND MECHANICAL INC				907.48	512100	21108	AI inspection & mileage - 01/12/12 (Unit 3)	Feb-2012
32,072	Other	STERLING BOILER AND MECHANICAL INC				540.08	513100	21108	Maintenance services for 01/25/12-01/31/12	Feb-2012
32,073	Other	STERLING BOILER AND MECHANICAL INC				540.08	513100	21108	Maintenance services for 01/25/12-01/31/12	Feb-2012
32,074	Other	STERLING BOILER AND MECHANICAL INC				433.20	512017	21108	Maintenance services for 01/25/12-01/31/12	Feb-2012
32,075	Other	STERLING BOILER AND MECHANICAL INC				433.20	514100	21108	Maintenance services for 01/25/12-01/31/12	Feb-2012
32,076	Other	STERLING BOILER AND MECHANICAL INC				380.57	506100	21108	Drug test	Feb-2012
32,077	Other	STERLING BOILER AND MECHANICAL INC				362.67	511100	21108	Maintenance services for 01/25/12-01/31/12	Feb-2012
32,078	Other	STERLING BOILER AND MECHANICAL INC				310.86	512100	21108	Maintenance services for 01/25/12-01/31/12	Feb-2012
32,079	Other	STERLING BOILER AND MECHANICAL INC				270.04	512100	21108	Maintenance services for 01/25/12-01/31/12	Feb-2012
32,080	Other	STERLING BOILER AND MECHANICAL INC				238.64	512100	21108	Maintenance services for 01/25/12-01/31/12	Feb-2012
32,081	Other	STERLING BOILER AND MECHANICAL INC				238.64	512100	21108	Maintenance services for 01/25/12-01/31/12	Feb-2012
32,082	Other	STERLING BOILER AND MECHANICAL INC				232.24	512100	21108	Maintenance services for 01/25/12-01/31/12	Feb-2012
32,083	Other	STERLING BOILER AND MECHANICAL INC				232.24	513100	21108	Maintenance services for 01/25/12-01/31/12	Feb-2012
32,084	Other	STERLING BOILER AND MECHANICAL INC				207.24	512017	21108	Maintenance services for 01/25/12-01/31/12	Feb-2012
32,085	Other	STERLING BOILER AND MECHANICAL INC				186.83	512100	21108	Maintenance services for 01/25/12-01/31/12	Feb-2012
32,086	Other	STERLING BOILER AND MECHANICAL INC				186.83	512100	21108	Maintenance services for 01/25/12-01/31/12	Feb-2012
32,087	Other	STERLING BOILER AND MECHANICAL INC				135.02	512100	21108	Maintenance services for 01/25/12-01/31/12	Feb-2012
32,088	Other	STERLING BOILER AND MECHANICAL INC				135.02	512100	21108	Maintenance services for 01/25/12-01/31/12	Feb-2012
32,089	Other	STERLING BOILER AND MECHANICAL INC				103.62	511100	21108	Maintenance services for 01/25/12-01/31/12	Feb-2012
32,090	Other	STERLING BOILER AND MECHANICAL INC				103.62	512017	21108	Maintenance services for 01/25/12-01/31/12	Feb-2012
32,091	Other	STERLING BOILER AND MECHANICAL INC				103.62	512100	21108	Maintenance services for 01/25/12-01/31/12	Feb-2012
32,092	Other	STERLING BOILER AND MECHANICAL INC				67.51	512100	21108	Maintenance services for 01/25/12-01/31/12	Feb-2012
32,093	Other	STERLING BOILER AND MECHANICAL INC				67.51	512100	21108	Maintenance services for 01/25/12-01/31/12	Feb-2012
32,094	Other	STERLING BOILER AND MECHANICAL INC				67.51	512100	21108	Maintenance services for 01/25/12-01/31/12	Feb-2012
32,095	Other	STERLING BOILER AND MECHANICAL INC				67.51	512100	21108	Maintenance services for 01/25/12-01/31/12	Feb-2012

KENTUCKY UTILITIES COMPANY
Case No. 2012- 00221
Analysis of Professional Services Expenses For the Test Year

(A)	(B)	(C)	(D)	(E)	(F)	(G)	(H)	(I)		
Line No.	Type	Vendor	Rate Case	Audit	Other	Total	Account	Invoice	Description	Period
32,096	Other	STERLING BOILER AND MECHANICAL INC				1,358.64	511100	21230	Maintenance service for 01/25/12-01/31/12	Feb-2012
32,097	Other	STERLING BOILER AND MECHANICAL INC				1,235.25	511100	21230	Maintenance service for 01/25/12-01/31/12	Feb-2012
32,098	Other	STERLING BOILER AND MECHANICAL INC				1,056.00	506100	21230	Medic on-site	Feb-2012
32,099	Other	STERLING BOILER AND MECHANICAL INC				960.92	511100	21230	Maintenance service for 01/25/12-01/31/12	Feb-2012
32,100	Other	STERLING BOILER AND MECHANICAL INC				954.56	512017	21230	Maintenance service for 01/25/12-01/31/12	Feb-2012
32,101	Other	STERLING BOILER AND MECHANICAL INC				935.16	512100	21230	Maintenance service for 01/25/12-01/31/12	Feb-2012
32,102	Other	STERLING BOILER AND MECHANICAL INC				905.76	511100	21230	Maintenance service for 01/25/12-01/31/12	Feb-2012
32,103	Other	STERLING BOILER AND MECHANICAL INC				747.32	512100	21230	Maintenance service for 01/25/12-01/31/12	Feb-2012
32,104	Other	STERLING BOILER AND MECHANICAL INC				684.52	511100	21230	Maintenance service for 01/25/12-01/31/12	Feb-2012
32,105	Other	STERLING BOILER AND MECHANICAL INC				612.30	512100	21230	Maintenance service for 01/25/12-01/31/12	Feb-2012
32,106	Other	STERLING BOILER AND MECHANICAL INC				580.90	511100	21230	Maintenance service for 01/25/12-01/31/12	Feb-2012
32,107	Other	STERLING BOILER AND MECHANICAL INC				507.96	512100	21230	Maintenance service for 01/25/12-01/31/12	Feb-2012
32,108	Other	STERLING BOILER AND MECHANICAL INC				477.28	512100	21230	Maintenance service for 01/25/12-01/31/12	Feb-2012
32,109	Other	STERLING BOILER AND MECHANICAL INC				445.88	512100	21230	Maintenance service for 01/25/12-01/31/12	Feb-2012
32,110	Other	STERLING BOILER AND MECHANICAL INC				414.48	512100	21230	Maintenance service for 01/25/12-01/31/12	Feb-2012
32,111	Other	STERLING BOILER AND MECHANICAL INC				405.06	512100	21230	Maintenance service for 01/25/12-01/31/12	Feb-2012
32,112	Other	STERLING BOILER AND MECHANICAL INC				405.06	512100	21230	Maintenance service for 01/25/12-01/31/12	Feb-2012
32,113	Other	STERLING BOILER AND MECHANICAL INC				405.06	512100	21230	Maintenance service for 01/25/12-01/31/12	Feb-2012
32,114	Other	STERLING BOILER AND MECHANICAL INC				326.56	512100	21230	Maintenance service for 01/25/12-01/31/12	Feb-2012
32,115	Other	STERLING BOILER AND MECHANICAL INC				282.20	512100	21230	Maintenance service for 01/25/12-01/31/12	Feb-2012
32,116	Other	STERLING BOILER AND MECHANICAL INC				270.04	512100	21230	Maintenance service for 01/25/12-01/31/12	Feb-2012
32,117	Other	STERLING BOILER AND MECHANICAL INC				225.76	512100	21230	Maintenance service for 01/25/12-01/31/12	Feb-2012
32,118	Other	STERLING BOILER AND MECHANICAL INC				207.24	512100	21230	Maintenance service for 01/25/12-01/31/12	Feb-2012
32,119	Other	STERLING BOILER AND MECHANICAL INC				207.24	513100	21230	Maintenance service for 01/25/12-01/31/12	Feb-2012
32,120	Other	STERLING BOILER AND MECHANICAL INC				181.34	511100	21230	Maintenance service for 01/25/12-01/31/12	Feb-2012
32,121	Other	STERLING BOILER AND MECHANICAL INC				155.43	513100	21230	Maintenance service for 01/25/12-01/31/12	Feb-2012
32,122	Other	STERLING BOILER AND MECHANICAL INC				135.02	512100	21230	Maintenance service for 01/25/12-01/31/12	Feb-2012
32,123	Other	STERLING BOILER AND MECHANICAL INC				123.34	512100	21230	Maintenance service for 01/25/12-01/31/12	Feb-2012
32,124	Other	STERLING BOILER AND MECHANICAL INC				119.32	512100	21230	Maintenance service for 01/25/12-01/31/12	Feb-2012
32,125	Other	STERLING BOILER AND MECHANICAL INC				116.12	511100	21230	Maintenance service for 01/25/12-01/31/12	Feb-2012
32,126	Other	STERLING BOILER AND MECHANICAL INC				116.12	511100	21230	Maintenance service for 01/25/12-01/31/12	Feb-2012
32,127	Other	STERLING BOILER AND MECHANICAL INC				116.12	512017	21230	Maintenance service for 01/25/12-01/31/12	Feb-2012
32,128	Other	STERLING BOILER AND MECHANICAL INC				116.12	512017	21230	Maintenance service for 01/25/12-01/31/12	Feb-2012
32,129	Other	STERLING BOILER AND MECHANICAL INC				116.12	512100	21230	Maintenance service for 01/25/12-01/31/12	Feb-2012
32,130	Other	STERLING BOILER AND MECHANICAL INC				116.12	512100	21230	Maintenance service for 01/25/12-01/31/12	Feb-2012
32,131	Other	STERLING BOILER AND MECHANICAL INC				112.88	511100	21230	Maintenance service for 01/25/12-01/31/12	Feb-2012
32,132	Other	STERLING BOILER AND MECHANICAL INC				112.88	511100	21230	Maintenance service for 01/25/12-01/31/12	Feb-2012
32,133	Other	STERLING BOILER AND MECHANICAL INC				112.88	512100	21230	Maintenance service for 01/25/12-01/31/12	Feb-2012
32,134	Other	STERLING BOILER AND MECHANICAL INC				110.32	513100	21230	Maintenance service for 01/25/12-01/31/12	Feb-2012
32,135	Other	STERLING BOILER AND MECHANICAL INC				110.32	513100	21230	Maintenance service for 01/25/12-01/31/12	Feb-2012
32,136	Other	STERLING BOILER AND MECHANICAL INC				110.32	513100	21230	Maintenance service for 01/25/12-01/31/12	Feb-2012
32,137	Other	STERLING BOILER AND MECHANICAL INC				110.32	513100	21230	Maintenance service for 01/25/12-01/31/12	Feb-2012
32,138	Other	STERLING BOILER AND MECHANICAL INC				103.62	512100	21230	Maintenance service for 01/25/12-01/31/12	Feb-2012
32,139	Other	STERLING BOILER AND MECHANICAL INC				103.62	512100	21230	Maintenance service for 01/25/12-01/31/12	Feb-2012
32,140	Other	STERLING BOILER AND MECHANICAL INC				67.51	511100	21230	Maintenance service for 01/25/12-01/31/12	Feb-2012
32,141	Other	STERLING BOILER AND MECHANICAL INC				3,257.35	512100	21358	Maintenance services for 02/08/12-02/14/12	Feb-2012
32,142	Other	STERLING BOILER AND MECHANICAL INC				2,923.64	512100	21358	Maintenance services for 02/08/12-02/14/12	Feb-2012
32,143	Other	STERLING BOILER AND MECHANICAL INC				2,838.84	512100	21358	Maintenance services for 02/08/12-02/14/12	Feb-2012
32,144	Other	STERLING BOILER AND MECHANICAL INC				2,323.52	512100	21358	Maintenance services for 02/08/12-02/14/12	Feb-2012
32,145	Other	STERLING BOILER AND MECHANICAL INC				1,703.10	512100	21358	Maintenance services for 02/08/12-02/14/12	Feb-2012
32,146	Other	STERLING BOILER AND MECHANICAL INC				1,543.84	512100	21358	Maintenance services for 02/08/12-02/14/12	Feb-2012
32,147	Other	STERLING BOILER AND MECHANICAL INC				1,370.24	512100	21358	Maintenance services for 02/08/12-02/14/12	Feb-2012
32,148	Other	STERLING BOILER AND MECHANICAL INC				1,358.64	511100	21358	Maintenance services for 02/08/12-02/14/12	Feb-2012
32,149	Other	STERLING BOILER AND MECHANICAL INC				1,120.31	512100	21358	Maintenance services for 02/08/12-02/14/12	Feb-2012
32,150	Other	STERLING BOILER AND MECHANICAL INC				1,017.98	512100	21358	Boiler 5 inspection which had been repaired on 01/13/12	Feb-2012
32,151	Other	STERLING BOILER AND MECHANICAL INC				905.76	511100	21358	Maintenance services for 02/08/12-02/14/12	Feb-2012
32,152	Other	STERLING BOILER AND MECHANICAL INC				839.95	513100	21358	Maintenance services for 02/08/12-02/14/12	Feb-2012
32,153	Other	STERLING BOILER AND MECHANICAL INC				715.92	513100	21358	Maintenance services for 02/08/12-02/14/12	Feb-2012
32,154	Other	STERLING BOILER AND MECHANICAL INC				540.08	512100	21358	Maintenance services for 02/08/12-02/14/12	Feb-2012
32,155	Other	STERLING BOILER AND MECHANICAL INC				452.88	512100	21358	Maintenance services for 02/08/12-02/14/12	Feb-2012

KENTUCKY UTILITIES COMPANY
Case No. 2012- 00221
Analysis of Professional Services Expenses For the Test Year

(A)	(B)	(C)	(D)	(E)	(F)	(G)	(H)	(I)		
Line No.	Type	Vendor	Rate Case	Audit	Other	Total	Account	Invoice	Description	Period
32,156	Other	STERLING BOILER AND MECHANICAL INC				414.48	512100	21358	Maintenance services for 02/08/12-02/14/12	Feb-2012
32,157	Other	STERLING BOILER AND MECHANICAL INC				372.20	512100	21358	Maintenance services for 02/08/12-02/14/12	Feb-2012
32,158	Other	STERLING BOILER AND MECHANICAL INC				336.90	511100	21358	Maintenance services for 02/08/12-02/14/12	Feb-2012
32,159	Other	STERLING BOILER AND MECHANICAL INC				310.86	512100	21358	Maintenance services for 02/08/12-02/14/12	Feb-2012
32,160	Other	STERLING BOILER AND MECHANICAL INC				270.04	511100	21358	Maintenance services for 02/08/12-02/14/12	Feb-2012
32,161	Other	STERLING BOILER AND MECHANICAL INC				238.64	511100	21358	Maintenance services for 02/08/12-02/14/12	Feb-2012
32,162	Other	STERLING BOILER AND MECHANICAL INC				225.76	513100	21358	Maintenance services for 02/08/12-02/14/12	Feb-2012
32,163	Other	STERLING BOILER AND MECHANICAL INC				207.24	512100	21358	Maintenance services for 02/08/12-02/14/12	Feb-2012
32,164	Other	STERLING BOILER AND MECHANICAL INC				207.24	512100	21358	Maintenance services for 02/08/12-02/14/12	Feb-2012
32,165	Other	STERLING BOILER AND MECHANICAL INC				207.24	512100	21358	Maintenance services for 02/08/12-02/14/12	Feb-2012
32,166	Other	STERLING BOILER AND MECHANICAL INC				207.24	512100	21358	Maintenance services for 02/08/12-02/14/12	Feb-2012
32,167	Other	STERLING BOILER AND MECHANICAL INC				207.24	513100	21358	Maintenance services for 02/08/12-02/14/12	Feb-2012
32,168	Other	STERLING BOILER AND MECHANICAL INC				137.16	512100	21358	Maintenance services for 02/08/12-02/14/12	Feb-2012
32,169	Other	STERLING BOILER AND MECHANICAL INC				137.16	512100	21358	Maintenance services for 02/08/12-02/14/12	Feb-2012
32,170	Other	STERLING BOILER AND MECHANICAL INC				103.62	513100	21358	Maintenance services for 02/08/12-02/14/12	Feb-2012
32,171	Other	STERLING BOILER AND MECHANICAL INC				103.62	513100	21358	Maintenance services for 02/08/12-02/14/12	Feb-2012
32,172	Other	STERLING BOILER AND MECHANICAL INC				103.62	513100	21358	Maintenance services for 02/08/12-02/14/12	Feb-2012
32,173	Other	STERLING BOILER AND MECHANICAL INC				51.81	512017	21358	Maintenance services for 02/08/12-02/14/12	Feb-2012
32,174	Other	STERLING BOILER AND MECHANICAL INC				51.81	513100	21358	Maintenance services for 02/08/12-02/14/12	Feb-2012
32,175	Other	STERLING BOILER AND MECHANICAL INC				51.81	513100	21358	Maintenance services for 02/08/12-02/14/12	Feb-2012
32,176	Other	STERLING BOILER AND MECHANICAL INC				2,060.69	512100	21468	Maintenance services for 02/15/12-02/21/12	Feb-2012
32,177	Other	STERLING BOILER AND MECHANICAL INC				1,811.52	513100	21468	Maintenance services for 02/15/12-02/21/12	Feb-2012
32,178	Other	STERLING BOILER AND MECHANICAL INC				1,531.68	513100	21468	Maintenance services for 02/15/12-02/21/12	Feb-2012
32,179	Other	STERLING BOILER AND MECHANICAL INC				1,320.24	512100	21468	Maintenance services for 02/15/12-02/21/12	Feb-2012
32,180	Other	STERLING BOILER AND MECHANICAL INC				987.46	512100	21468	Boiler inspection - 02/13/12	Feb-2012
32,181	Other	STERLING BOILER AND MECHANICAL INC				986.72	512100	21468	Maintenance services for 02/15/12-02/21/12	Feb-2012
32,182	Other	STERLING BOILER AND MECHANICAL INC				954.56	512100	21468	Maintenance services for 02/15/12-02/21/12	Feb-2012
32,183	Other	STERLING BOILER AND MECHANICAL INC				903.04	510100	21468	Maintenance services for 02/15/12-02/21/12	Feb-2012
32,184	Other	STERLING BOILER AND MECHANICAL INC				850.94	512100	21468	Maintenance services for 02/15/12-02/21/12	Feb-2012
32,185	Other	STERLING BOILER AND MECHANICAL INC				765.84	511100	21468	Maintenance services for 02/15/12-02/21/12	Feb-2012
32,186	Other	STERLING BOILER AND MECHANICAL INC				715.92	511100	21468	Maintenance services for 02/15/12-02/21/12	Feb-2012
32,187	Other	STERLING BOILER AND MECHANICAL INC				619.75	513100	21468	Maintenance services for 02/15/12-02/21/12	Feb-2012
32,188	Other	STERLING BOILER AND MECHANICAL INC				495.80	511100	21468	Maintenance services for 02/15/12-02/21/12	Feb-2012
32,189	Other	STERLING BOILER AND MECHANICAL INC				452.88	511100	21468	Maintenance services for 02/15/12-02/21/12	Feb-2012
32,190	Other	STERLING BOILER AND MECHANICAL INC				452.88	511100	21468	Maintenance services for 02/15/12-02/21/12	Feb-2012
32,191	Other	STERLING BOILER AND MECHANICAL INC				452.88	512100	21468	Maintenance services for 02/15/12-02/21/12	Feb-2012
32,192	Other	STERLING BOILER AND MECHANICAL INC				452.88	512100	21468	Maintenance services for 02/15/12-02/21/12	Feb-2012
32,193	Other	STERLING BOILER AND MECHANICAL INC				414.48	512017	21468	Maintenance services for 02/15/12-02/21/12	Feb-2012
32,194	Other	STERLING BOILER AND MECHANICAL INC				286.12	511100	21468	Maintenance services for 02/15/12-02/21/12	Feb-2012
32,195	Other	STERLING BOILER AND MECHANICAL INC				238.64	511100	21468	Maintenance services for 02/15/12-02/21/12	Feb-2012
32,196	Other	STERLING BOILER AND MECHANICAL INC				207.24	512100	21468	Maintenance services for 02/15/12-02/21/12	Feb-2012
32,197	Other	STERLING BOILER AND MECHANICAL INC				207.24	512100	21468	Maintenance services for 02/15/12-02/21/12	Feb-2012
32,198	Other	STERLING BOILER AND MECHANICAL INC				169.32	511100	21468	Maintenance services for 02/15/12-02/21/12	Feb-2012
32,199	Other	STERLING BOILER AND MECHANICAL INC				143.06	512100	21468	Maintenance services for 02/15/12-02/21/12	Feb-2012
32,200	Other	STERLING BOILER AND MECHANICAL INC				143.06	512100	21468	Maintenance services for 02/15/12-02/21/12	Feb-2012
32,201	Other	STERLING BOILER AND MECHANICAL INC				103.62	512100	21468	Maintenance services for 02/15/12-02/21/12	Feb-2012
32,202	Other	STERLING BOILER AND MECHANICAL INC				103.62	512100	21468	Maintenance services for 02/15/12-02/21/12	Feb-2012
32,203	Other	STERLING BOILER AND MECHANICAL INC				103.62	512100	21468	Maintenance services for 02/15/12-02/21/12	Feb-2012
32,204	Other	STERLING BOILER AND MECHANICAL INC				51.81	512100	21468	Maintenance services for 02/15/12-02/21/12	Feb-2012
32,205	Other	STERLING BOILER AND MECHANICAL INC				51.81	512100	21468	Maintenance services for 02/15/12-02/21/12	Feb-2012
32,206	Other	STERLING BOILER AND MECHANICAL INC				2,983.72	512100	21612	Maintenance services @ Green River from 02/22/12 - 02/28/12	MAR-2012
32,207	Other	STERLING BOILER AND MECHANICAL INC				1,358.64	512100	21612	Maintenance services @ Green River from 02/22/12 - 02/28/12	MAR-2012
32,208	Other	STERLING BOILER AND MECHANICAL INC				1,112.32	513100	21612	Maintenance services @ Green River from 02/22/12 - 02/28/12	MAR-2012
32,209	Other	STERLING BOILER AND MECHANICAL INC				905.76	512100	21612	Maintenance services @ Green River from 02/22/12 - 02/28/12	MAR-2012
32,210	Other	STERLING BOILER AND MECHANICAL INC				905.76	512100	21612	Maintenance services @ Green River from 02/22/12 - 02/28/12	MAR-2012
32,211	Other	STERLING BOILER AND MECHANICAL INC				572.24	512100	21612	Maintenance services @ Green River from 02/22/12 - 02/28/12	MAR-2012
32,212	Other	STERLING BOILER AND MECHANICAL INC				556.16	512011	21612	Maintenance services @ Green River from 02/22/12 - 02/28/12	MAR-2012
32,213	Other	STERLING BOILER AND MECHANICAL INC				532.80	512100	21612	Maintenance services @ Green River from 02/22/12 - 02/28/12	MAR-2012
32,214	Other	STERLING BOILER AND MECHANICAL INC				518.10	512100	21612	Maintenance services @ Green River from 02/22/12 - 02/28/12	MAR-2012
32,215	Other	STERLING BOILER AND MECHANICAL INC				512.56	511100	21612	Maintenance services @ Green River from 02/22/12 - 02/28/12	MAR-2012

KENTUCKY UTILITIES COMPANY
Case No. 2012- 00221
Analysis of Professional Services Expenses For the Test Year

(A)	(B)	(C)	(D)	(E)	(F)	(G)	(H)	(I)		
Line No.	Type	Vendor	Rate Case	Audit	Other	Total	Account	Invoice	Description	Period
32,216	Other	STERLING BOILER AND MECHANICAL INC				512.56	511100	21612	Maintenance services @ Green River from 02/22/12 - 02/28/12	MAR-2012
32,217	Other	STERLING BOILER AND MECHANICAL INC				477.43	506100	21612	Medic-on-site -- 02/09/12 & 02/11/12	MAR-2012
32,218	Other	STERLING BOILER AND MECHANICAL INC				477.28	512100	21612	Maintenance services @ Green River from 02/22/12 - 02/28/12	MAR-2012
32,219	Other	STERLING BOILER AND MECHANICAL INC				477.28	512100	21612	Maintenance services @ Green River from 02/22/12 - 02/28/12	MAR-2012
32,220	Other	STERLING BOILER AND MECHANICAL INC				477.28	512100	21612	Maintenance services @ Green River from 02/22/12 - 02/28/12	MAR-2012
32,221	Other	STERLING BOILER AND MECHANICAL INC				452.88	512100	21612	Maintenance services @ Green River from 02/22/12 - 02/28/12	MAR-2012
32,222	Other	STERLING BOILER AND MECHANICAL INC				451.52	510100	21612	Maintenance services @ Green River from 02/22/12 - 02/28/12	MAR-2012
32,223	Other	STERLING BOILER AND MECHANICAL INC				414.48	512100	21612	Maintenance services @ Green River from 02/22/12 - 02/28/12	MAR-2012
32,224	Other	STERLING BOILER AND MECHANICAL INC				286.12	511100	21612	Maintenance services @ Green River from 02/22/12 - 02/28/12	MAR-2012
32,225	Other	STERLING BOILER AND MECHANICAL INC				207.24	511100	21612	Maintenance services @ Green River from 02/22/12 - 02/28/12	MAR-2012
32,226	Other	STERLING BOILER AND MECHANICAL INC				143.06	513100	21612	Maintenance services @ Green River from 02/22/12 - 02/28/12	MAR-2012
32,227	Other	STERLING BOILER AND MECHANICAL INC				103.62	512100	21612	Maintenance services @ Green River from 02/22/12 - 02/28/12	MAR-2012
32,228	Other	STERLING BOILER AND MECHANICAL INC				103.62	512100	21612	Maintenance services @ Green River from 02/22/12 - 02/28/12	MAR-2012
32,229	Other	STERLING BOILER AND MECHANICAL INC				103.62	512100	21612	Maintenance services @ Green River from 02/22/12 - 02/28/12	MAR-2012
32,230	Other	STERLING BOILER AND MECHANICAL INC				103.62	512100	21612	Maintenance services @ Green River from 02/22/12 - 02/28/12	MAR-2012
32,231	Other	STERLING BOILER AND MECHANICAL INC				103.62	512100	21612	Maintenance services @ Green River from 02/22/12 - 02/28/12	MAR-2012
32,232	Other	STERLING BOILER AND MECHANICAL INC				103.62	512100	21612	Maintenance services @ Green River from 02/22/12 - 02/28/12	MAR-2012
32,233	Other	STERLING BOILER AND MECHANICAL INC				103.62	512100	21612	Maintenance services @ Green River from 02/22/12 - 02/28/12	MAR-2012
32,234	Other	STERLING BOILER AND MECHANICAL INC				103.62	513100	21612	Maintenance services @ Green River from 02/22/12 - 02/28/12	MAR-2012
32,235	Other	STERLING BOILER AND MECHANICAL INC				6,097.56	512100	21784	Maintenance services for 02/29/12 - 03/06/12	MAR-2012
32,236	Other	STERLING BOILER AND MECHANICAL INC				4,721.74	512100	21784	Maintenance services for 02/29/12 - 03/06/12	MAR-2012
32,237	Other	STERLING BOILER AND MECHANICAL INC				2,309.53	512100	21784	Maintenance services for 02/29/12 - 03/06/12	MAR-2012
32,238	Other	STERLING BOILER AND MECHANICAL INC				1,811.52	513100	21784	Maintenance services for 02/29/12 - 03/06/12	MAR-2012
32,239	Other	STERLING BOILER AND MECHANICAL INC				1,080.16	513100	21784	Maintenance services for 02/29/12 - 03/06/12	MAR-2012
32,240	Other	STERLING BOILER AND MECHANICAL INC				903.04	512100	21784	Maintenance services for 02/29/12 - 03/06/12	MAR-2012
32,241	Other	STERLING BOILER AND MECHANICAL INC				828.96	512100	21784	Maintenance services for 02/29/12 - 03/06/12	MAR-2012
32,242	Other	STERLING BOILER AND MECHANICAL INC				804.14	514100	21784	Maintenance services for 02/29/12 - 03/06/12	MAR-2012
32,243	Other	STERLING BOILER AND MECHANICAL INC				650.07	505100	21784	Maintenance services for 02/29/12 - 03/06/12	MAR-2012
32,244	Other	STERLING BOILER AND MECHANICAL INC				621.72	512100	21784	Maintenance services for 02/29/12 - 03/06/12	MAR-2012
32,245	Other	STERLING BOILER AND MECHANICAL INC				566.10	512017	21784	Maintenance services for 02/29/12 - 03/06/12	MAR-2012
32,246	Other	STERLING BOILER AND MECHANICAL INC				540.08	512017	21784	Maintenance services for 02/29/12 - 03/06/12	MAR-2012
32,247	Other	STERLING BOILER AND MECHANICAL INC				540.08	512100	21784	Maintenance services for 02/29/12 - 03/06/12	MAR-2012
32,248	Other	STERLING BOILER AND MECHANICAL INC				310.86	512100	21784	Maintenance services for 02/29/12 - 03/06/12	MAR-2012
32,249	Other	STERLING BOILER AND MECHANICAL INC				226.44	512017	21784	Maintenance services for 02/29/12 - 03/06/12	MAR-2012
32,250	Other	STERLING BOILER AND MECHANICAL INC				226.44	513100	21784	Maintenance services for 02/29/12 - 03/06/12	MAR-2012
32,251	Other	STERLING BOILER AND MECHANICAL INC				207.24	512100	21784	Maintenance services for 02/29/12 - 03/06/12	MAR-2012
32,252	Other	STERLING BOILER AND MECHANICAL INC				116.12	512100	21784	Maintenance services for 02/29/12 - 03/06/12	MAR-2012
32,253	Other	STERLING BOILER AND MECHANICAL INC				116.12	512100	21784	Maintenance services for 02/29/12 - 03/06/12	MAR-2012
32,254	Other	STERLING BOILER AND MECHANICAL INC				110.32	511100	21784	Maintenance services for 02/29/12 - 03/06/12	MAR-2012
32,255	Other	STERLING BOILER AND MECHANICAL INC				55.16	511100	21784	Maintenance services for 02/29/12 - 03/06/12	MAR-2012
32,256	Other	STERLING BOILER AND MECHANICAL INC				55.16	511100	21784	Maintenance services for 02/29/12 - 03/06/12	MAR-2012
32,257	Other	STERLING BOILER AND MECHANICAL INC				7,237.14	512100	21975	Maintenance services @ Green River for 03/07/12 - 03/13/12	MAR-2012
32,258	Other	STERLING BOILER AND MECHANICAL INC				5,827.49	512100	21975	Maintenance services @ Green River for 03/07/12 - 03/13/12	MAR-2012
32,259	Other	STERLING BOILER AND MECHANICAL INC				1,590.88	514100	21975	Maintenance services @ Green River for 03/07/12 - 03/13/12	MAR-2012
32,260	Other	STERLING BOILER AND MECHANICAL INC				1,350.20	512100	21975	Maintenance services @ Green River for 03/07/12 - 03/13/12	MAR-2012
32,261	Other	STERLING BOILER AND MECHANICAL INC				1,039.28	512011	21975	Maintenance services @ Green River for 03/07/12 - 03/13/12	MAR-2012
32,262	Other	STERLING BOILER AND MECHANICAL INC				1,036.20	512100	21975	Maintenance services @ Green River for 03/07/12 - 03/13/12	MAR-2012
32,263	Other	STERLING BOILER AND MECHANICAL INC				991.60	512100	21975	Maintenance services @ Green River for 03/07/12 - 03/13/12	MAR-2012
32,264	Other	STERLING BOILER AND MECHANICAL INC				495.80	512017	21975	Maintenance services @ Green River for 03/07/12 - 03/13/12	MAR-2012
32,265	Other	STERLING BOILER AND MECHANICAL INC				495.80	512017	21975	Maintenance services @ Green River for 03/07/12 - 03/13/12	MAR-2012
32,266	Other	STERLING BOILER AND MECHANICAL INC				448.55	505100	21975	Maintenance services @ Green River for 03/07/12 - 03/13/12	MAR-2012
32,267	Other	STERLING BOILER AND MECHANICAL INC				336.76	512100	21975	Material necessary to complete maintenance services from 03/07/12 - 03/13/12	MAR-2012
32,268	Other	STERLING BOILER AND MECHANICAL INC				270.04	511100	21975	Maintenance services @ Green River for 03/07/12 - 03/13/12	MAR-2012
32,269	Other	STERLING BOILER AND MECHANICAL INC				270.04	513100	21975	Maintenance services @ Green River for 03/07/12 - 03/13/12	MAR-2012
32,270	Other	STERLING BOILER AND MECHANICAL INC				270.04	513100	21975	Maintenance services @ Green River for 03/07/12 - 03/13/12	MAR-2012
32,271	Other	STERLING BOILER AND MECHANICAL INC				259.32	512100	21975	Maintenance services @ Green River for 03/07/12 - 03/13/12	MAR-2012
32,272	Other	STERLING BOILER AND MECHANICAL INC				232.24	512100	21975	Maintenance services @ Green River for 03/07/12 - 03/13/12	MAR-2012
32,273	Other	STERLING BOILER AND MECHANICAL INC				225.76	512100	21975	Maintenance services @ Green River for 03/07/12 - 03/13/12	MAR-2012
32,274	Other	STERLING BOILER AND MECHANICAL INC				225.76	512100	21975	Maintenance services @ Green River for 03/07/12 - 03/13/12	MAR-2012
32,275	Other	STERLING BOILER AND MECHANICAL INC				220.64	512100	21975	Maintenance services @ Green River for 03/07/12 - 03/13/12	MAR-2012

KENTUCKY UTILITIES COMPANY
Case No. 2012- 00221
Analysis of Professional Services Expenses For the Test Year

(A)	(B)	(C)	(D)	(E)	(F)	(G)	(H)	(I)		
Line No.	Type	Vendor	Rate Case	Audit	Other	Total	Account	Invoice	Description	Period
32,276	Other	STERLING BOILER AND MECHANICAL INC				202.53	513100	21975	Maintenance services @ Green River for 03/07/12 - 03/13/12	MAR-2012
32,277	Other	STERLING BOILER AND MECHANICAL INC				67.51	512017	21975	Maintenance services @ Green River for 03/07/12 - 03/13/12	MAR-2012
32,278	Other	STERLING BOILER AND MECHANICAL INC				67.51	512017	21975	Maintenance services @ Green River for 03/07/12 - 03/13/12	MAR-2012
32,279	Other	STERLING BOILER AND MECHANICAL INC				67.51	512100	21975	Maintenance services @ Green River for 03/07/12 - 03/13/12	MAR-2012
32,280	Other	STERLING BOILER AND MECHANICAL INC				67.51	512100	21975	Maintenance services @ Green River for 03/07/12 - 03/13/12	MAR-2012
32,281	Other	STERLING BOILER AND MECHANICAL INC				58.06	512100	21975	Maintenance services @ Green River for 03/07/12 - 03/13/12	MAR-2012
32,282	Other	STERLING BOILER AND MECHANICAL INC				58.06	512100	21975	Maintenance services @ Green River for 03/07/12 - 03/13/12	MAR-2012
32,283	Other	STERLING BOILER AND MECHANICAL INC				1,890.28	511100	22122	Maintenance services from 03/14/12 - 03/20/12	MAR-2012
32,284	Other	STERLING BOILER AND MECHANICAL INC				1,770.80	512100	22122	Maintenance services from 03/14/12 - 03/20/12	MAR-2012
32,285	Other	STERLING BOILER AND MECHANICAL INC				1,248.32	511100	22122	Maintenance services from 03/14/12 - 03/20/12	MAR-2012
32,286	Other	STERLING BOILER AND MECHANICAL INC				905.76	512100	22122	Maintenance services from 03/14/12 - 03/20/12	MAR-2012
32,287	Other	STERLING BOILER AND MECHANICAL INC				866.00	512017	22122	Maintenance services from 03/14/12 - 03/20/12	MAR-2012
32,288	Other	STERLING BOILER AND MECHANICAL INC				656.20	511100	22122	Maintenance services from 03/14/12 - 03/20/12	MAR-2012
32,289	Other	STERLING BOILER AND MECHANICAL INC				540.08	511100	22122	Maintenance services from 03/14/12 - 03/20/12	MAR-2012
32,290	Other	STERLING BOILER AND MECHANICAL INC				540.08	512100	22122	Maintenance services from 03/14/12 - 03/20/12	MAR-2012
32,291	Other	STERLING BOILER AND MECHANICAL INC				540.08	512100	22122	Maintenance services from 03/14/12 - 03/20/12	MAR-2012
32,292	Other	STERLING BOILER AND MECHANICAL INC				411.45	511100	22122	Maintenance services from 03/14/12 - 03/20/12	MAR-2012
32,293	Other	STERLING BOILER AND MECHANICAL INC				338.64	512100	22122	Maintenance services from 03/14/12 - 03/20/12	MAR-2012
32,294	Other	STERLING BOILER AND MECHANICAL INC				338.64	512100	22122	Maintenance services from 03/14/12 - 03/20/12	MAR-2012
32,295	Other	STERLING BOILER AND MECHANICAL INC				310.86	512100	22122	Maintenance services from 03/14/12 - 03/20/12	MAR-2012
32,296	Other	STERLING BOILER AND MECHANICAL INC				270.04	513100	22122	Maintenance services from 03/14/12 - 03/20/12	MAR-2012
32,297	Other	STERLING BOILER AND MECHANICAL INC				270.04	513100	22122	Maintenance services from 03/14/12 - 03/20/12	MAR-2012
32,298	Other	STERLING BOILER AND MECHANICAL INC				226.44	511100	22122	Maintenance services from 03/14/12 - 03/20/12	MAR-2012
32,299	Other	STERLING BOILER AND MECHANICAL INC				225.76	512017	22122	Maintenance services from 03/14/12 - 03/20/12	MAR-2012
32,300	Other	STERLING BOILER AND MECHANICAL INC				225.76	513100	22122	Maintenance services from 03/14/12 - 03/20/12	MAR-2012
32,301	Other	STERLING BOILER AND MECHANICAL INC				220.64	513100	22122	Maintenance services from 03/14/12 - 03/20/12	MAR-2012
32,302	Other	STERLING BOILER AND MECHANICAL INC				220.64	513100	22122	Maintenance services from 03/14/12 - 03/20/12	MAR-2012
32,303	Other	STERLING BOILER AND MECHANICAL INC				202.53	512100	22122	Maintenance services from 03/14/12 - 03/20/12	MAR-2012
32,304	Other	STERLING BOILER AND MECHANICAL INC				174.18	513100	22122	Maintenance services from 03/14/12 - 03/20/12	MAR-2012
32,305	Other	STERLING BOILER AND MECHANICAL INC				174.18	514100	22122	Maintenance services from 03/14/12 - 03/20/12	MAR-2012
32,306	Other	STERLING BOILER AND MECHANICAL INC				135.02	512100	22122	Maintenance services from 03/14/12 - 03/20/12	MAR-2012
32,307	Other	STERLING BOILER AND MECHANICAL INC				113.22	512100	22122	Maintenance services from 03/14/12 - 03/20/12	MAR-2012
32,308	Other	STERLING BOILER AND MECHANICAL INC				113.22	512100	22122	Maintenance services from 03/14/12 - 03/20/12	MAR-2012
32,309	Other	STERLING BOILER AND MECHANICAL INC				103.62	512100	22122	Maintenance services from 03/14/12 - 03/20/12	MAR-2012
32,310	Other	STERLING BOILER AND MECHANICAL INC				67.51	513100	22122	Maintenance services from 03/14/12 - 03/20/12	MAR-2012
32,311	Other	STERLING COMMERCE INC				775.20	923900	9062855	EDI monthly maintenance lease payment	APR-2011
32,312	Other	STERLING COMMERCE INC				775.20	923900	9063082	EDI monthly maintenance lease payment	MAY-2011
32,313	Other	STERLING COMMERCE INC				775.20	923900	9063306	EDI monthly maintenance lease payment	Jun-2011
32,314	Other	STERLING COMMERCE INC				775.20	923900	9063915	EDI monthly maintenance lease payment	SEP-2011
32,315	Other	STERLING COMMERCE INC				792.00	923900	9064539	EDI monthly maintenance lease payment	AUG-2011
32,316	Other	STERLING COMMERCE INC				792.00	923900	9065395	EDI monthly maintenance lease payment	SEP-2011
32,317	Other	STERLING COMMERCE INC				792.00	923900	9065610	EDI monthly maintenance lease payment	OCT-2011
32,318	Other	STEVES TOWER SERVICE INC				355.82	921903	760175	To pay Invoice 760175 for Ballardsville Tower Light replacement (obstruction lights)	APR-2011
32,319	Other	STEVES TOWER SERVICE INC				694.82	935391	760187	Booger Mountain: Replace grounding due to vandalism.	MAY-2011
32,320	Other	STEVES TOWER SERVICE INC				1,523.00	935391	760194	Earlington: repair antenna mount; troubleshoot air leak, replace gasket	Jun-2011
32,321	Other	STEVES TOWER SERVICE INC				807.58	935391	760200	To pay Invoice 760200 for relamping of the FAA Tower lights at Middletown MW site	Jun-2011
32,322	Other	STEVES TOWER SERVICE INC				925.00	935391	760320	LABOR TO INSTALL BAD LMR ANTENNA AT MAGNOLIA REPEATER SITE.	Dec-2011
32,323	Other	STEVES TOWER SERVICE INC				815.72	935391	760330	Caneyville Tower Re-Lamp	Jan-2012
32,324	Other	STEVES TOWER SERVICE INC				765.72	935391	760334	LABOR & MATERIALS FOR TOWER CREW TO CLIMB MIDDLETOWN TELECOM TOWER AND RE-LAMP ALL FAA LIGHTS AND TEST.	Feb-2012
32,325	Other	STEVES TOWER SERVICE INC				776.50	935391	760337	Harlan grounding	Feb-2012
32,326	Other	STEVES TOWER SERVICE INC				1,000.00	935391	760346	Repair Cane Run lighting system.	MAR-2012
32,327	Other	STEVES TOWER SERVICE INC				1,400.00	935391	761357	Muldraugh. Inspection.	JUL-2011
32,328	Other	STEVES TOWER SERVICE INC				1,400.00	935391	761357	Beech Grove. Inspection.	JUL-2011
32,329	Other	STEVES TOWER SERVICE INC				750.00	935391	761357	Magnolia. Inspection.	JUL-2011
32,330	Other	STEVES TOWER SERVICE INC				750.00	935391	761357	Mill Creek. Inspection.	JUL-2011
32,331	Other	STEVES TOWER SERVICE INC				750.00	935391	761357	Stone Road. Inspection.	JUL-2011
32,332	Other	STEVES TOWER SERVICE INC				2,423.69	935391	761358	materials to relamp and repair lighting system: strobe tubes, trigger transformers, photocell, marker lamps and 1 hatch plate assembly	AUG-2011
32,333	Other	STEVES TOWER SERVICE INC				1,400.00	935391	761358	labor to relamp, troubleshoot and repair lighting systems.	AUG-2011

KENTUCKY UTILITIES COMPANY
Case No. 2012- 00221
Analysis of Professional Services Expenses For the Test Year

(A)	(B)	(C)	(D)	(E)	(F)	(G)	(H)	(I)		
Line No.	Type	Vendor	Rate Case	Audit	Other	Total	Account	Invoice	Description	Period
32,334	Other	STEVES TOWER SERVICE INC				1,400.00	935391	761361	Dix Dam. Inspection.	JUL-2011
32,335	Other	STEVES TOWER SERVICE INC				1,400.00	935391	761363	Badger. Inspection.	AUG-2011
32,336	Other	STEVES TOWER SERVICE INC				750.00	935391	761368	KU Park. Inspection.	AUG-2011
32,337	Other	STEVES TOWER SERVICE INC				750.00	935391	761368	Pine Mountain. Inspection.	AUG-2011
32,338	Other	STEVES TOWER SERVICE INC				751.45	935391	761369	Middlesboro: Replace grounding due to vandalism in July/August, 2011.	AUG-2011
32,339	Other	STEVES TOWER SERVICE INC				1,400.00	935391	761378	Holsclaw. Inspection.	AUG-2011
32,340	Other	STEVES TOWER SERVICE INC				1,400.00	935391	761378	Middletown. Inspection.	AUG-2011
32,341	Other	STEVES TOWER SERVICE INC				1,400.00	935391	761378	Ballardsville. Inspection.	AUG-2011
32,342	Other	STEVES TOWER SERVICE INC				750.00	935391	761378	Bedford. Inspection.	AUG-2011
32,343	Other	STEVES TOWER SERVICE INC				750.00	935391	761378	Paddys West. Inspection.	AUG-2011
32,344	Other	STEVES TOWER SERVICE INC				750.00	935391	761378	Jeffersontown. Inspection.	AUG-2011
32,345	Other	STEVES TOWER SERVICE INC				2,150.00	935391	761390	Fredonia. Inspection.	OCT-2011
32,346	Other	STEVES TOWER SERVICE INC				1,400.00	935391	761390	Green River. Inspection.	OCT-2011
32,347	Other	STEVES TOWER SERVICE INC				750.00	935391	761390	Paducah. Inspection.	OCT-2011
32,348	Other	STEVES TOWER SERVICE INC				750.00	935391	761390	Wickliffe. Inspection.	OCT-2011
32,349	Other	STEVES TOWER SERVICE INC				312.72	935391	761391	Earlington Tower light maintenance.	OCT-2011
32,350	Other	STEVES TOWER SERVICE INC				1,371.64	935391	761392	Fredonia. Tower antenna/line maintenance.	OCT-2011
32,351	Other	STOCK EQUIPMENT CO INC				730.00	512011	ACR113894	REPAIR 2) FORRY#99-103311-00 CIRCUIT BOARDS	MAY-2011
32,352	Other	STOCK EQUIPMENT CO INC				100.00	512011	ACR114627	REPAIR FORRY#99-101763-02 CIRCUIT BOARD	Jun-2011
32,353	Other	STOCK EQUIPMENT CO INC				100.00	512011	ACR114627	REPAIR FORRY#99-102176-12 CIRCUIT BOARD	Jun-2011
32,354	Other	STOCK EQUIPMENT CO INC				720.00	512011	ACR115020	REPAIR P/N 99-101763-02 CIRCUIT BOARD	Jun-2011
32,355	Other	STOCK EQUIPMENT CO INC				3,100.00	512011	ACR115776	REPAIR 2) FORRY#99-102233-01 CIRCUIT BOARDS	JUL-2011
32,356	Other	STOCK EQUIPMENT CO INC				633.00	512011	ACR115859	REPLACE FORRY#A99-103311-05 CIRCUIT BOARD	JUL-2011
32,357	Other	STOCK EQUIPMENT CO INC				365.00	512011	ACR116633	REPAIR FORRY#99-101763-02 CIRCUIT BOARD	AUG-2011
32,358	Other	STOCK EQUIPMENT CO INC				1,130.00	512011	ACR117035	REPAIR FORRY P/N A99-111186-00 CIRCUIT BOARD	SEP-2011
32,359	Other	STOCK EQUIPMENT CO INC				100.00	512011	ACR117727	REPAIR FORRY#99-101763 CIRCUIT BOARD	OCT-2011
32,360	Other	STOCK EQUIPMENT CO INC				1,550.00	512011	ACR119616	REPAIR FORRY P/N 102233 CIRCUIT BOARD	Dec-2011
32,361	Other	STOCK EQUIPMENT CO INC				2,260.00	512011	ACR121527	REPAIR 2) P/N A99-111186-00 CIRCUIT BOARDS	MAR-2012
32,362	Other	STOCK EQUIPMENT CO INC				1,130.00	512011	ACR122019	REPAIR FORRY#99-111186-00 CIRCUIT BOARD	MAR-2012
32,363	Other	STOCK EQUIPMENT CO INC				100.00	512011	ACR122229	REPAIR FORRY#A99-103311-05 CIRCUIT BOARD	MAR-2012
32,364	Other	STOCK EQUIPMENT CO INC				667.68	512100	AFS112806	REPAIR P/N AA21232-1 CIRCUIT BOARD	APR-2011
32,365	Other	STOCK EQUIPMENT CO INC				4,325.00	512100	AFS113024	REBUILD FEEDER GEAR BOX 33711010	APR-2011
32,366	Other	STOCK EQUIPMENT CO INC				100.00	512100	AFS116011	REPAIR 1Z1524 BOARD	AUG-2011
32,367	Other	STOCK EQUIPMENT CO INC				100.00	512100	AFS116011	REPAIR 1Z1528 BOARD	AUG-2011
32,368	Other	STOCK EQUIPMENT CO INC				100.00	512100	AFS116011	REPAIR AZ1530-3 BOARD	AUG-2011
32,369	Other	STOCK EQUIPMENT CO INC				5,438.00	512100	AFS116693	GEAR BOX PART #2311-701 UNIT 3 FEEDER GEAR BOX ON STOCK	SEP-2011
32,370	Other	STOCK EQUIPMENT CO INC				667.68	512100	AFS119237	REPAIR ONE (1D21232) POWER SUPPLY BOARD (S/N 129504)	Dec-2011
32,371	Other	STUART C IRBY CO				435.00	921903	S006587476002	Meter for Weisenberger Mill project with David Brown Kinloch	MAR-2012
32,372	Other	SULZER PUMPS (US) INC				28,165.00	512100	90088355	MATERIAL TO REPAIR 0-4 RECLAIM WATER TRANSFER PUMP (JOHNSTON 14 DC 4 STAGE, 316SS, S/N 84724)	SEP-2011
32,373	Other	SUMMIT HELICOPTERS INC				8,342.98	571100	SK0611111	Equipment and Mat. 303	AUG-2011
32,374	Other	SUMMIT HELICOPTERS INC				6,826.07	571100	SK0611111	Labor 301	AUG-2011
32,375	Other	SUMMIT HELICOPTERS INC				116,587.70	571100	SK0618111	Equipment and Mat. 303	AUG-2011
32,376	Other	SUMMIT HELICOPTERS INC				95,389.94	571100	SK0618111	Labor 301	AUG-2011
32,377	Other	SUMMIT HELICOPTERS INC				45,002.79	571100	SK0625111	Equipment and Mat. 303	AUG-2011
32,378	Other	SUMMIT HELICOPTERS INC				36,820.48	571100	SK0625111	Labor 301	AUG-2011
32,379	Other	SUMMIT HELICOPTERS INC				87,629.82	571100	SK0702111	Equipment and Mat. 303	AUG-2011
32,380	Other	SUMMIT HELICOPTERS INC				71,697.12	571100	SK0702111	Labor 301	AUG-2011
32,381	Other	SUMMIT HELICOPTERS INC				23,084.12	571100	SK0709111	Equipment and Mat. 303	AUG-2011
32,382	Other	SUMMIT HELICOPTERS INC				18,887.02	571100	SK0709111	Labor 301	AUG-2011
32,383	Other	SUMMIT HELICOPTERS INC				63,368.90	571100	SK0716111	Equipment and Mat. 303	AUG-2011
32,384	Other	SUMMIT HELICOPTERS INC				51,847.28	571100	SK0716111	Labor 301	AUG-2011
32,385	Other	SUMMIT HELICOPTERS INC				39,304.70	571100	SK0723111	Equipment and Mat. 303	AUG-2011
32,386	Other	SUMMIT HELICOPTERS INC				32,158.39	571100	SK0723111	Labor 301	AUG-2011
32,387	Other	SUMMIT HELICOPTERS INC				11,741.09	571100	SK0730111	Equipment and Mat. 303	AUG-2011
32,388	Other	SUMMIT HELICOPTERS INC				9,606.34	571100	SK0730111	Labor 301	AUG-2011
32,389	Other	SUPERIOR ENVIRONMENTAL SOLUTIONS INC				16,354.50	511100	21849	VACUUM SERVICES FOR #3 OIL SEPARATOR, COALYARD SUMPS AND CPRP PUMP CH	APR-2011
32,390	Other	SUPERIOR ENVIRONMENTAL SOLUTIONS INC				40,232.50	512100	21853	PROVIDE VACUUM TRUCK AND CREW FOR BROWN 3 OUTAGE INDUSTRIAL CLEANING NEEDS	APR-2011

KENTUCKY UTILITIES COMPANY
Case No. 2012- 00221
Analysis of Professional Services Expenses For the Test Year

(A)	(B)	(C)	(D)	(E)	(F)	(G)	(H)	(I)		
Line No.	Type	Vendor	Rate Case	Audit	Other	Total	Account	Invoice	Description	Period
32,391	Other	SUPERIOR ENVIRONMENTAL SOLUTIONS INC				8,102.50	512005	21853	BROWN FGD ABSORBER VESSEL CLEANING	APR-2011
32,392	Other	SUPERIOR ENVIRONMENTAL SOLUTIONS INC				2,973.50	512017	21923	VACUUM DEBRIS AT OUTFALL DUE TO BARRIERS COMPROMISED BY HIGH WINDS	APR-2011
32,393	Other	SUPERIOR ENVIRONMENTAL SOLUTIONS INC				2,130.34	554100	21924	YEARLY CLEAN OUT AND INSPECTION OF ALL 3 OIL WATER SEPARATORS, EMPTY COMPRESSOR WASH TANKS ON ALL UNITS	APR-2011
32,394	Other	SUPERIOR ENVIRONMENTAL SOLUTIONS INC				2,130.33	554100	21924	YEARLY CLEAN OUT AND INSPECTION OF ALL 3 OIL WATER SEPARATORS, EMPTY COMPRESSOR WASH TANKS ON ALL UNITS	APR-2011
32,395	Other	SUPERIOR ENVIRONMENTAL SOLUTIONS INC				2,130.33	554100	21924	YEARLY CLEAN OUT AND INSPECTION OF ALL 3 OIL WATER SEPARATORS, EMPTY COMPRESSOR WASH TANKS ON ALL UNITS	APR-2011
32,396	Other	SUPERIOR ENVIRONMENTAL SOLUTIONS INC				15,357.15	511100	22979	FURNISH ALL LABOR, MATERIAL AND EQUIPMENT TO VACUUM #3 OIL SEPARATOR	SEP-2011
32,397	Other	SUPERIOR ENVIRONMENTAL SOLUTIONS INC				7,939.80	511100	23065	FURNISH ALL LABOR, MATERIAL AND EQUIPMENT FOR CLEANING #1/2 OIL SEPARATOR	SEP-2011
32,398	Other	SUPERIOR ENVIRONMENTAL SOLUTIONS INC				2,203.45	511100	23095	FURNISH ALL LABOR, MATERIAL AND EQUIPMENT FOR CLEANING #1/2 OIL SEPARATOR	SEP-2011
32,399	Other	SUPERIOR ENVIRONMENTAL SOLUTIONS INC				1,416.00	512005	23396	VACUUM GRAVEL AROUND S.W. FLANGE LEAK GOING TO FGD	OCT-2011
32,400	Other	SUPERIOR ENVIRONMENTAL SOLUTIONS INC				120.45	512005	23396	VACUUM GRAVEL AROUND S.W. FLANGE LEAK GOING TO FGD	OCT-2011
32,401	Other	SUPERIOR ENVIRONMENTAL SOLUTIONS INC				4,627.50	512100	23399	WORK PERFORMED AT GHENT SITE 10/3 THRU 10/6/11	NOV-2011
32,402	Other	SUPERIOR ENVIRONMENTAL SOLUTIONS INC				4,159.07	512100	23399	WORK PERFORMED AT GHENT SITE 10/3 THRU 10/6/11	NOV-2011
32,403	Other	SUPERIOR ENVIRONMENTAL SOLUTIONS INC				1,339.00	512100	24173	BOOSTER TRUCK & VACUUM TRUCK FOR U2 ASH HOPPER	Jan-2012
32,404	Other	SUPERIOR ENVIRONMENTAL SOLUTIONS INC				14,897.60	511100	24284	FURNISH ALL LABOR, MATERIAL AND EQUIPMENT TO VACUUM #3 OIL SEPERATOR	Feb-2012
32,405	Other	SUPERIOR ENVIRONMENTAL SOLUTIONS INC				651.50	512017	24536	WORK PERFORMED AT GHENT SITE 2/15/2012 - EMERGENCY RESPONSE TO WATERBLAST BOILER	Feb-2012
32,406	Other	SUPERIOR ENVIRONMENTAL SOLUTIONS INC				447.55	512017	24536	WORK PERFORMED AT GHENT SITE 2/15/2012 - EMERGENCY RESPONSE TO WATERBLAST BOILER	Feb-2012
32,407	Other	SUPERIOR ENVIRONMENTAL SOLUTIONS INC				1,215.00	512017	24548	WORK PERFORMED AT GHENT SITE 2/16/2012 EMERGENCY RESPONSE TO WATERBLAST BOILER	Feb-2012
32,408	Other	SUPERIOR ENVIRONMENTAL SOLUTIONS INC				552.70	512017	24548	WORK PERFORMED AT GHENT SITE 2/16/2012 EMERGENCY RESPONSE TO WATERBLAST BOILER	Feb-2012
32,409	Other	SUPERIOR ENVIRONMENTAL SOLUTIONS INC				1,742.50	512100	24565	WORK PERFORMED AT GHENT 2/17/2012-WATERBLAST LINES	Feb-2012
32,410	Other	SUPERIOR ENVIRONMENTAL SOLUTIONS INC				575.45	512100	24565	WORK PERFORMED AT GHENT 2/17/2012-WATERBLAST LINES	Feb-2012
32,411	Other	SUPERIOR ENVIRONMENTAL SOLUTIONS INC				21,063.00	512055	24603	PAYMENT OF INVOICE #24603--OUTAGE WORK 2/19 THRU 2/29/12	MAR-2012
32,412	Other	SUPERIOR ENVIRONMENTAL SOLUTIONS INC				15,011.50	512055	24603	PAYMENT OF INVOICE #24603--OUTAGE WORK 2/19 THRU 2/29/12	MAR-2012
32,413	Other	SUPERIOR ENVIRONMENTAL SOLUTIONS INC				12,513.25	512055	24603	PAYMENT OF INVOICE #24603--OUTAGE WORK 2/19 THRU 2/29/12	MAR-2012
32,414	Other	SUPERIOR ENVIRONMENTAL SOLUTIONS INC				9,760.65	512055	24603	PAYMENT OF INVOICE #24603--OUTAGE WORK 2/19 THRU 2/29/12	MAR-2012
32,415	Other	SUPERIOR ENVIRONMENTAL SOLUTIONS INC				2,012.50	512055	24603	PAYMENT OF INVOICE #24603--OUTAGE WORK 2/19 THRU 2/29/12	MAR-2012
32,416	Other	SUPERIOR ENVIRONMENTAL SOLUTIONS INC				959.60	512055	24603	PAYMENT OF INVOICE #24603--OUTAGE WORK 2/19 THRU 2/29/12	MAR-2012
32,417	Other	SUPERIOR ENVIRONMENTAL SOLUTIONS INC				3,129.00	512011	24604	OUTAGE SERVICES FOR THE PERIOD 2/19 THRU 2/29/12	MAR-2012
32,418	Other	SUPERIOR ENVIRONMENTAL SOLUTIONS INC				1,753.05	512011	24604	OUTAGE SERVICES FOR THE PERIOD 2/19 THRU 2/29/12	MAR-2012
32,419	Other	SUPERIOR ENVIRONMENTAL SOLUTIONS INC				8,743.00	512055	24743	UNIT 1 OUTAGE SERVICES 3/1 THRU 3/8/12	MAR-2012
32,420	Other	SUPERIOR ENVIRONMENTAL SOLUTIONS INC				6,540.71	512055	24743	UNIT 1 OUTAGE SERVICES 3/1 THRU 3/8/12	MAR-2012
32,421	Other	SUPERIOR ENVIRONMENTAL SOLUTIONS INC				4,356.00	511100	24743	UNIT 1 OUTAGE SERVICES 3/1 THRU 3/8/12	MAR-2012
32,422	Other	SUPERIOR ENVIRONMENTAL SOLUTIONS INC				3,663.50	512055	24743	UNIT 1 OUTAGE SERVICES 3/1 THRU 3/8/12	MAR-2012
32,423	Other	SUPERIOR ENVIRONMENTAL SOLUTIONS INC				3,268.00	512011	24743	UNIT 1 OUTAGE SERVICES 3/1 THRU 3/8/12	MAR-2012
32,424	Other	SUPERIOR ENVIRONMENTAL SOLUTIONS INC				2,792.00	511100	24743	UNIT 1 OUTAGE SERVICES 3/1 THRU 3/8/12	MAR-2012
32,425	Other	SUPERIOR ENVIRONMENTAL SOLUTIONS INC				2,671.46	511100	24743	UNIT 1 OUTAGE SERVICES 3/1 THRU 3/8/12	MAR-2012
32,426	Other	SUPERIOR ENVIRONMENTAL SOLUTIONS INC				2,406.35	512055	24743	UNIT 1 OUTAGE SERVICES 3/1 THRU 3/8/12	MAR-2012
32,427	Other	SUPERIOR ENVIRONMENTAL SOLUTIONS INC				2,172.50	512011	24743	UNIT 1 OUTAGE SERVICES 3/1 THRU 3/8/12	MAR-2012
32,428	Other	SUPERIOR ENVIRONMENTAL SOLUTIONS INC				1,533.05	511100	24743	UNIT 1 OUTAGE SERVICES 3/1 THRU 3/8/12	MAR-2012
32,429	Other	SUPERIOR ENVIRONMENTAL SOLUTIONS INC				886.30	512005	24743	UNIT 1 OUTAGE SERVICES 3/1 THRU 3/8/12	MAR-2012
32,430	Other	SUPERIOR ENVIRONMENTAL SOLUTIONS INC				780.50	512005	24743	UNIT 1 OUTAGE SERVICES 3/1 THRU 3/8/12	MAR-2012
32,431	Other	SUPERIOR ENVIRONMENTAL SOLUTIONS INC				602.50	511100	24743	UNIT 1 OUTAGE SERVICES 3/1 THRU 3/8/12	MAR-2012
32,432	Other	SUPERIOR ENVIRONMENTAL SOLUTIONS INC				450.00	511100	24743	UNIT 1 OUTAGE SERVICES 3/1 THRU 3/8/12	MAR-2012
32,433	Other	SUPERIOR ENVIRONMENTAL SOLUTIONS INC				5,000.00	512055	J701-0110-0312 Adjustment USD	Superior Environmental Solutions	MAR-2012
32,434	Other	SURKAMP AND ROWE INC				1,045.00	554100	1832	EVALUATE, CLEAN, REAPIR AND TEST MILTON ROY CAUSTIC PUMP SERIES RB11 PUMP. A LIQUID END REPAIR KIT, RPM-0014021, MISC HARDWARE AND GEAR DRIVE OIL.	JUL-2011

KENTUCKY UTILITIES COMPANY
Case No. 2012- 00221
Analysis of Professional Services Expenses For the Test Year

(A)	(B)	(C)	(D)	(E)	(F)	(G)	(H)	(I)		
Line No.	Type	Vendor	Rate Case	Audit	Other	Total	Account	Invoice	Description	Period
32,435	Other	SURKAMP AND ROWE INC				1,480.00	554100	1837	REBUILD LIQUID END OF MILTON ROY ACID PUMP (RA15-1715FRSESEM2NN) KU DESCRIPTION: PUMP/DIAPHRAGM...ADJ. 3.0-30 GPH...ACID.1/2" SUCT X 1/4" DISCH. NPT	JUL-2011
32,436	Other	TAMPLIN & CO				1,741.06	923900	199	Recurring charges for research of easements and other services included travel to Highway Dept, Etown, Meade County, Bourbon County, Gallatin and Carrol county Courthouses. Charges to be paid under Charge #44970.	APR-2011
32,437	Other	TAMPLIN & CO				1,841.83	923900	200	Recurring Invoices for services provided to research land and easment information at Falmouth, KY and Etown courthouses and State Highway this Invoice #200, pay under charge # 44970	APR-2011
32,438	Other	TAMPLIN & CO				1,641.82	923900	201	Invoice #201 to be paid under Charge #44970 for recurring service charges for surveys, research of easements and other property related issues in Meade, Bullitt, E-town courthouses and State Highway Department.	APR-2011
32,439	Other	TAMPLIN & CO				939.25	923900	202	Payment for recurring services for research of easement in various county clerk offcs. & US Hwy pays out ouf charge # 44970eous Services relating to future Development projects Invoice #202A attaches to 202A out of LG&E and 202B out of KU	MAY-2011
32,440	Other	TAMPLIN & CO				980.87	923900	203	Recurring payments for services - research in meade, jefferson, bullitt and bourbon county courthouses and state hwy dept. also nicholasville courthouse	Jun-2011
32,441	Other	TAMPLIN & CO				1,038.62	923900	204	Recurring charge for ongoing services involving research of easements and other property (travel to Munfordville, Bullitt County, Courthouses for research of various properties) Pay under charge #44970	Jun-2011
32,442	Other	TAMPLIN & CO				963.76	923900	205	Payment of a 3 part Invoice. Invoice 205 - LG&E Energy Services, 205A-LG&E, & 205B KU, for recurring research services of property easements, deeds and deed recordings, etc, Carrollton & Gallatin County Courthouses also Bullitt County.	JUL-2011
32,443	Other	TAMPLIN & CO				3,216.07	923900	206	Recurring payments for services under charge #44970 for research of property and easements - Travel Hwy 22, Penile to Cane Run Property Owners, Bullitt County court House 157 miles at @\$.57 per mile.	JUL-2011
32,444	Other	TAMPLIN & CO				1,816.07	923900	207	Jefferson, Hardin, and Meade County Courthouses for recording and Penile to Cane Run property owners for easement related research for various projects in those areas.	AUG-2011
32,445	Other	TAMPLIN & CO				905.43	923900	208	Research and recording of deeds and easements in Jefferson, Hardin and Meade County court houses.	AUG-2011
32,446	Other	TAMPLIN & CO				900.49	923900	209	Invoice 209 1st part of three for research of properties at Hardin, Bullitt, Jefferson County court houses and Hwy department relating to deeds and easments for various properties.	AUG-2011
32,447	Other	TAMPLIN & CO				949.64	923900	210	Paid under charge #44970 research in Hardin, Meade, Jefferson, and Shelby counties' court houses, and State Highway for easements and other matters for Right of Way.	SEP-2011
32,448	Other	TAMPLIN & CO				925.01	923900	211	Invoice # 211 for research of properties and easements (Cane Run to Penile Project)	SEP-2011
32,449	Other	TAMPLIN & CO				451.92	923900	212	Payment under charge #44970 for research of property and easements for Cane Run to Penile project and research in Bullitt and Hardin counties & state highway for permits. Invoices 212, 212A & 212B	OCT-2011
32,450	Other	TAMPLIN & CO				479.22	923900	213	Payment for services for research in Hardin, Jefferson and Trimble county clerks offices also research for Cane Run Project.	OCT-2011
32,451	Other	TAMPLIN & CO				921.88	923900	214	Payment for services regarding research of properties in Trimble county court house, Bullitt county court house (2 times), State Highway Department, and Jefferson County Court house regarding property deeds and easements.	NOV-2011
32,452	Other	TAMPLIN & CO				926.64	923900	215	Research of Property and Easements at Meade, Bullitt, and Jefferson county court houses, and State Highway Department to be paid under charge #44970.	NOV-2011
32,453	Other	TAMPLIN & CO				954.13	923900	216	Research of property, deeds and easements. - Erlanger Kentucky Cane Run to Penile Property Owner Bullitt County court House (2 times), State Highway Department (2 times) Jefferaon County Court House.	Dec-2011
32,454	Other	TAMPLIN & CO				953.30	923900	217	Property Owners on Sulgrave hardin County, and Bullitt county court Houses for recording and research and State Highway Department 344 miles @\$.55 per mile.	Dec-2011
32,455	Other	TAMPLIN & CO				1,474.85	923900	218	Research at Jefferson County, Nelson County, and Hardin County Courthouses and Cane Run to Penile Property Owners.	Dec-2011
32,456	Other	TAMPLIN & CO				1,146.46	923900	219	State Highway Department, Meade County Court house, research, Hardin County, court house, Magnolia KY, Edmonton, Kentucky Court house and Fern Valley Road property owner.	Jan-2012

KENTUCKY UTILITIES COMPANY
Case No. 2012- 00221
Analysis of Professional Services Expenses For the Test Year

(A)	(B)	(C)	(D)	(E)	(F)	(G)	(H)	(I)		
Line No.	Type	Vendor	Rate Case	Audit	Other	Total	Account	Invoice	Description	Period
32,457	Other	TAMPLIN & CO				1,960.33	923900	220	Invoice to pay under contract 44970 for research services in Hardin County court house, Laconia IN, Nelson County, Kentucky Court house, Fern Valley Road, Erlanger, KY and New Albany, IN property owners.	Feb-2012
32,458	Other	TAMPLIN & CO				1,122.03	923900	221	Payment of Invoice #221 for research in Hardin County, Meade County, and Bullitt County Court houses, State Highway Department, New Albany Assessor's Office, Cane Run Property Owners, Auburndale Service Center and Lexington KY.	Feb-2012
32,459	Other	TAMPLIN & CO				1,033.57	923900	222	Miscellaneous Expenses for State Hwy dept (3) Western KY pipeline Carrollton, KY; Hardin County Court Huses (2)	MAR-2012
32,460	Other	TAMPLIN & CO				1,168.79	923900	223	Payment of Invoice # 223 for State highway Dept. Carrollton, KY property Owner (Diuguid), Oldham county Court House Research.	MAR-2012
32,461	Other	TAMPLIN & CO				240.28	923900	212A	Payment under charge #44970 for research of property and easements for Cane Run to Penile project and research in Bullitt and Hardin counties & state highway for permits. Invoices 212, 212A & 212B	OCT-2011
32,462	Other	TAMPLIN & CO				219.57	923900	212B	Payment under charge #44970 for research of property and easements for Cane Run to Penile project and research in Bullitt and Hardin counties & state highway for permits. Invoices 212, 212A & 212B	OCT-2011
32,463	Other	TAMPLIN & CO				240.18	923900	213A	Payment for services for research in Hardin, Jefferson and Trimble county clerks offices also research for Cane Run Project.	OCT-2011
32,464	Other	TAMPLIN & CO				229.41	923900	213B	Payment for services for research in Hardin, Jefferson and Trimble county clerks offices also research for Cane Run Project.	OCT-2011
32,465	Other	TANDEM SOLUTION LLC				2,520.95	921903	2201	Java Training for Liz Cobler and Bryan Hancock - Aug 2011	SEP-2011
32,466	Other	TANDEM SOLUTION LLC				1,478.75	561190	2232	Brian Schenkenfelder-Linux Consulting 9/26-9/28/11	OCT-2011
32,467	Other	TC COMMUNICATIONS INC				96.33	921903	119628	Repair of TC1620-01ST1-12 (RMA# R3941MC, SN # 0181682) per Quotation 09061105DM-T1	SEP-2011
32,468	Other	TEAM INDUSTRIAL SERVICES INC				7,402.00	513100	1004107	PROVIDE LABOR AND EQUIPMENT FOR LINE STOPPING SERVICE ON 16" X 12" FOLDING HEAD LINE STOP (INVOICE MUST BE BROKEN OUT BETWEEN LABOR AND EQUIPMENT)	JUL-2011
32,469	Other	TEAM INDUSTRIAL SERVICES INC				6,056.00	513100	1004107	PROVIDE LABOR AND EQUIPMENT FOR LINE STOPPING SERVICE ON 16" X 12" FOLDING HEAD LINE STOP (INVOICE MUST BE BROKEN OUT BETWEEN LABOR AND EQUIPMENT)	JUL-2011
32,470	Other	TEAM INDUSTRIAL SERVICES INC				1,610.50	510100	1038764	TEAM INDUSTRIAL SERVICES: SANDERS: BR2 Hot Reheat Piping Testing	NOV-2011
32,471	Other	TECH RESOURCES INC				750.00	930101	062211F	FORMAL ENGAGEMENT CAMPAIGN	JUL-2011
32,472	Other	TECHNICAL YOUTH LLC DBA BROOKSOURCE				4,445.65	923900	47980	Temporary IT Resource - Bill Thompson	AUG-2011
32,473	Other	TECHNICAL YOUTH LLC DBA BROOKSOURCE				889.35	923900	48126	Temporary IT Resource - Bill Thompson	JUL-2011
32,474	Other	TECHNICAL YOUTH LLC DBA BROOKSOURCE				5,140.30	923900	49993	Temporary IT Resource - Bill Thompson	SEP-2011
32,475	Other	TECHNICAL YOUTH LLC DBA BROOKSOURCE				4,667.85	923900	50794	Temporary IT Resource - Bill Thompson	OCT-2011
32,476	Other	TECHNICAL YOUTH LLC DBA BROOKSOURCE				4,723.40	923900	52093	Temporary IT Resource - Bill Thompson	NOV-2011
32,477	Other	TECHNICAL YOUTH LLC DBA BROOKSOURCE				3,612.40	923900	55415	Temporary IT Resource - Bill Thompson	Feb-2012
32,478	Other	TECHNICAL YOUTH LLC DBA BROOKSOURCE				3,709.20	923900	56815	Temporary IT Resource - Bill Thompson	MAR-2012
32,479	Other	TECHNOLOGY SITE PLANNERS INC				2,814.43	566900	22902121	TECH SITE-SIMPSONVILLE MISC SERIVES PROPOSAL 2290-FMS-03 REVIEW EXISTING COORDINATION AND ARC FLASH STUDY TO VERIFY SYSTEMS HAVE BEEN RESET PER STUDY	SEP-2011
32,480	Other	TECHNOLOGY SITE PLANNERS INC				2,789.86	566900	22902121	TECH SITE-SIMPSONVILLE MISC SERIVES PROPOSAL 2290-FMS-06 UL AND FM CERTIFIED FIRE STOPPING INSPECTION	SEP-2011
32,481	Other	TECHNOLOGY SITE PLANNERS INC				1,434.22	566900	22902121	TECH SITE-SIMPSONVILLE MISC SERIVES PROPOSAL 2290-FMS-05 STANDARD OPERATING PROCEDURES DOCUMENTATION	SEP-2011
32,482	Other	TECHNOLOGY SITE PLANNERS INC				1,373.12	566900	22902121	TECH SITE-SIMPSONVILLE MISC SERIVES PROPOSAL 2290-FMS-01 THREAT ANALYSIS AND MITIGATION OPPORTUNITIES REVIEW	SEP-2011
32,483	Other	TECHNOLOGY SITE PLANNERS INC				693.87	566900	22902121	TECH SITE-SIMPSONVILLE MISC SERIVES PROPOSAL 2290-FMS-02 SITE ASSESSMENT & ENGINEERING REVIEW	SEP-2011
32,484	Other	TECHNOLOGY SITE PLANNERS INC				381.81	566900	22902121	TECH SITE-SIMPSONVILLE MISC SERIVES PROPOSAL 2290-FMS-04 PROVIDE MAINTENANCE RECOMMENDATIONS	SEP-2011
32,485	Other	TECHNOLOGY SITE PLANNERS INC				3,282.99	921903	22902159	Very Early Smoke Detection Apparatus (VESDA) System Review	NOV-2011
32,486	Other	TECHNOLOGY SITE PLANNERS INC				5,551.00	566900	22902189	TECH SITE-SIMPSONVILLE MISC SERIVES PROPOSAL 2290-FMS-02 SITE ASSESSMENT & ENGINEERING REVIEW	NOV-2011
32,487	Other	TECHNOLOGY SITE PLANNERS INC				3,054.48	566900	22902189	TECH SITE-SIMPSONVILLE MISC SERIVES PROPOSAL 2290-FMS-04 PROVIDE MAINTENANCE RECOMMENDATIONS	NOV-2011
32,488	Other	TECHNOLOGY SITE PLANNERS INC				2,390.37	566900	22902189	TECH SITE-SIMPSONVILLE MISC SERIVES PROPOSAL 2290-FMS-05 STANDARD OPERATING PROCEDURES DOCUMENTATION	NOV-2011

KENTUCKY UTILITIES COMPANY
Case No. 2012- 00221
Analysis of Professional Services Expenses For the Test Year

(A)	(B)	(C)	(D)	(E)	(F)	(G)	(H)	(I)		
Line No.	Type	Vendor	Rate Case	Audit	Other	Total	Account	Invoice	Description	Period
32,489	Other	TECHNOLOGY SITE PLANNERS INC				1,098.50	566900	22902189	TECH SITE-SIMPSONVILLE MISC SERIVES PROPOSAL 2290-FMS-01 THREAT ANALYSIS AND MITIGATION OPPORTUNITIES REVIEW	NOV-2011
32,490	Other	TECHNOLOGY SITE PLANNERS INC				5,736.90	566900	22902219	TECH SITE-SIMPSONVILLE MISC SERIVES PROPOSAL 2290-FMS-05 STANDARD OPERATING PROCEDURES DOCUMENTATION	Dec-2011
32,491	Other	TECHNOLOGY SITE PLANNERS INC				693.87	566900	22902219	TECH SITE-SIMPSONVILLE MISC SERIVES PROPOSAL 2290-FMS-02 SITE ASSESSMENT & ENGINEERING REVIEW	Dec-2011
32,492	Other	TECHNOLOGY SITE PLANNERS INC				381.81	566900	22902219	TECH SITE-SIMPSONVILLE MISC SERIVES PROPOSAL 2290-FMS-04 PROVIDE MAINTENANCE RECOMMENDATIONS	Dec-2011
32,493	Other	TECHNOLOGY SITE PLANNERS INC				312.71	566900	22902219	TECH SITE-SIMPSONVILLE MISC SERIVES PROPOSAL 2290-FMS-03 REVIEW EXISTING COORDINATION AND ARC FLASH STUDY TO VERIFY SYSTEMS HAVE BEEN RESET PER STUDY	Dec-2011
32,494	Other	TECHNOLOGY SITE PLANNERS INC				309.98	566900	22902219	TECH SITE-SIMPSONVILLE MISC SERIVES PROPOSAL 2290-FMS-06 UL AND FM CERTIFIED FIRE STOPPING INSPECTION	Dec-2011
32,495	Other	TECHNOLOGY SITE PLANNERS INC				274.62	566900	22902219	TECH SITE-SIMPSONVILLE MISC SERIVES PROPOSAL 2290-FMS-01 THREAT ANALYSIS AND MITIGATION OPPORTUNITIES REVIEW	Dec-2011
32,496	Other	TECO WESTINGHOUSE MOTOR COMPANY				3,301.49	512100	53937	PROVIDE FIELD SERVICE TO INSPECT 3-1 AND 3-2 ID FANS	MAY-2011
32,497	Other	TECO WESTINGHOUSE MOTOR COMPANY				7,563.00	512100	55172	PROVIDE FIELD SERVICE TO INSPECT 3-1 AND 3-2 ID FAN MOTORS	OCT-2011
32,498	Other	TEI SERVICES				1,663.80	512100	11602	T/M ALLOWANCE FOR TUBE PLUGGING 04/13/11	MAY-2011
32,499	Other	TEK SYSTEMS				884.76	923900	MAN03979923	IT Temporary Resource	APR-2011
32,500	Other	TEK SYSTEMS				214.92	923900	MANBHOOJPJULY	Temporary IT Resource (Johnson Bhoopelli)	JUL-2011
32,501	Other	TEK SYSTEMS				5,882.34	923900	MANMANNSEPT	IT Temporary Resource (Jeff Mann)	OCT-2011
32,502	Other	TEK SYSTEMS				20.10	923900	MANMANNSEPT	Mileage	OCT-2011
32,503	Other	TEK SYSTEMS				9,288.00	935488	MX03146714	IT Temporary Resource	APR-2011
32,504	Other	TEK SYSTEMS				5,876.26	923900	MX03175969	IT Temporary Resource	MAY-2011
32,505	Other	TEK SYSTEMS				1,504.00	923900	MX03175969	IT Temporary Resource	MAY-2011
32,506	Other	TEK SYSTEMS				8,077.00	935488	MX03180541	IT Temporary Resource	MAY-2011
32,507	Other	TEK SYSTEMS				5,767.00	923900	MX03185029	IT Temporary Resource	MAY-2011
32,508	Other	TEK SYSTEMS				13.13	923900	MX03185029	Mileage	MAY-2011
32,509	Other	TEK SYSTEMS				3,435.00	935488	MX03211656	Temporary IT Resources (Sudhir Patta - Award Rec)	Jun-2011
32,510	Other	TEK SYSTEMS				848.40	935488	MX03214952	IT Temporary Resource (Venkat Giri)	Jun-2011
32,511	Other	TEK SYSTEMS				5,679.40	923900	MX03215681	IT Temporary Resource (Jeff Mann)	Jun-2011
32,512	Other	TEK SYSTEMS				13.14	923900	MX03215681	Mileage	Jun-2011
32,513	Other	TEK SYSTEMS				6,850.40	923900	MX03215819	IT Temporary Resource (Rick Benish) Off-Site	Jun-2011
32,514	Other	TEK SYSTEMS				3,225.96	923900	MX03216672	Temporary IT Resource (Johnson Bhoopelli)	Jun-2011
32,515	Other	TEK SYSTEMS				285.84	923900	MX03217091	Temporary IT Resource (Robert Kiser)	Jun-2011
32,516	Other	TEK SYSTEMS				6,669.00	935488	MX03247532	Temporary IT Resources (Sudhir Patta - Award Rec)	JUL-2011
32,517	Other	TEK SYSTEMS				3,394.65	935488	MX03248346	IT Temporary Resource (Venkat Giri)	JUL-2011
32,518	Other	TEK SYSTEMS				5,531.94	923900	MX03248518	IT Temporary Resource (Jeff Mann)	JUL-2011
32,519	Other	TEK SYSTEMS				(5,066.44)	923900	MX03248518	IT Temporary Resource (Jeff Mann)	Dec-2011
32,520	Other	TEK SYSTEMS				5,920.80	923900	MX03248541	IT Temporary Resource (Rick Benish) Off-Site	JUL-2011
32,521	Other	TEK SYSTEMS				1,616.99	923900	MX03248541	IT Temporary Resource (Rick Benish) On-Site	JUL-2011
32,522	Other	TEK SYSTEMS				4,730.94	923900	MX03248688	Temporary IT Resource (Johnson Bhoopelli)	JUL-2011
32,523	Other	TEK SYSTEMS				6,282.72	923900	MX03248774	Temporary IT Resource (Robert Kiser)	JUL-2011
32,524	Other	TEK SYSTEMS				6,062.00	935488	MX03280937	Temporary IT Resources (Sudhir Patta - Award Rec)	AUG-2011
32,525	Other	TEK SYSTEMS				2,546.25	935488	MX03283592	IT Temporary Resource (Venkat Giri)	AUG-2011
32,526	Other	TEK SYSTEMS				4,425.26	923900	MX03284139	IT Temporary Resource (Jeff Mann)	AUG-2011
32,527	Other	TEK SYSTEMS				4,849.60	923900	MX03284230	IT Temporary Resource (Rick Benish) Off-Site	AUG-2011
32,528	Other	TEK SYSTEMS				1,862.40	923900	MX03284230	IT Temporary Resource (Rick Benish) On-Site	AUG-2011
32,529	Other	TEK SYSTEMS				5,577.12	923900	MX03285327	Temporary IT Resource (Robert Kiser)	AUG-2011
32,530	Other	TEK SYSTEMS				8,083.00	935488	MX03317269	Temporary IT Resources (Sudhir Patta - Award Rec)	SEP-2011
32,531	Other	TEK SYSTEMS				2,970.45	935488	MX03318040	IT Temporary Resource (Venkat Giri)	SEP-2011
32,532	Other	TEK SYSTEMS				6,748.85	923900	MX03318193	IT Temporary Resource (Jeff Mann)	SEP-2011
32,533	Other	TEK SYSTEMS				20.10	923900	MX03318193	Mileage	SEP-2011
32,534	Other	TEK SYSTEMS				6,789.60	923900	MX03318211	IT Temporary Resource (Rick Benish) Off-Site	SEP-2011
32,535	Other	TEK SYSTEMS				783.76	923900	MX03318211	IT Temporary Resource (Rick Benish) On-Site	SEP-2011
32,536	Other	TEK SYSTEMS				6,908.40	923900	MX03318428	Temporary IT Resource (Robert Kiser)	SEP-2011
32,537	Other	TEK SYSTEMS				6.44	923900	MX03322829	Mileage	SEP-2011
32,538	Other	TEK SYSTEMS				8,487.00	935488	MX03344076	Temporary IT Resources (Sudhir Patta - Award Rec)	OCT-2011
32,539	Other	TEK SYSTEMS				1,697.85	935488	MX03346137	IT Temporary Resource (Venkat Giri)	OCT-2011
32,540	Other	TEK SYSTEMS				1,485.75	923900	MX03346137	IT Temporary Resource (Venkat Giri)	OCT-2011

KENTUCKY UTILITIES COMPANY
Case No. 2012- 00221
Analysis of Professional Services Expenses For the Test Year

(A)	(B)	(C)	(D)	(E)	(F)	(G)	(H)	(I)		
Line No.	Type	Vendor	Rate Case	Audit	Other	Total	Account	Invoice	Description	Period
32,541	Other	TEK SYSTEMS				5,496.80	923900	MX03346703	IT Temporary Resource (Rick Benish) Off-Site	OCT-2011
32,542	Other	TEK SYSTEMS				1,568.49	923900	MX03346703	IT Temporary Resource (Rick Benish) On-Site	OCT-2011
32,543	Other	TEK SYSTEMS				5,618.16	923900	MX03347609	Temporary IT Resource (Robert Kiser)	OCT-2011
32,544	Other	TEK SYSTEMS				5,658.00	935488	MX03383668	Temporary IT Resources (Sudhir Patta - Award Rec)	NOV-2011
32,545	Other	TEK SYSTEMS				4,244.10	923900	MX03385786	IT Temporary Resource (Venkat Giri)	NOV-2011
32,546	Other	TEK SYSTEMS				2,546.25	935488	MX03385786	IT Temporary Resource (Venkat Giri)	NOV-2011
32,547	Other	TEK SYSTEMS				6,048.05	923900	MX03386248	IT Temporary Resource (Jeff Mann)	NOV-2011
32,548	Other	TEK SYSTEMS				95.07	923900	MX03386248	Mileage	NOV-2011
32,549	Other	TEK SYSTEMS				4,768.80	923900	MX03386320	IT Temporary Resource (Rick Benish) Off-Site	NOV-2011
32,550	Other	TEK SYSTEMS				1,960.37	923900	MX03386320	IT Temporary Resource (Rick Benish) On-Site	NOV-2011
32,551	Other	TEK SYSTEMS				6,110.64	923900	MX03387190	Temporary IT Resource (Robert Kiser)	NOV-2011
32,552	Other	TEK SYSTEMS				7,213.78	923900	MX03389348	Temporary IT Resource (John McCarty - On Site)	NOV-2011
32,553	Other	TEK SYSTEMS				2,594.75	923900	MX03389348	Temporary IT Resource (John McCarty - Off Site)	NOV-2011
32,554	Other	TEK SYSTEMS				808.00	935488	MX03416523	Temporary IT Resources (Sudhir Patta - Award Rec)	Dec-2011
32,555	Other	TEK SYSTEMS				1,697.85	923900	MX03418378	IT Temporary Resource (Venkat Giri)	Dec-2011
32,556	Other	TEK SYSTEMS				424.20	935488	MX03418378	IT Temporary Resource (Venkat Giri)	Dec-2011
32,557	Other	TEK SYSTEMS				5,900.59	923900	MX03418786	IT Temporary Resource (Jeff Mann)	Dec-2011
32,558	Other	TEK SYSTEMS				67.76	923900	MX03418786	Mileage	Dec-2011
32,559	Other	TEK SYSTEMS				8.24	923900	MX03433640	Mileage	Dec-2011
32,560	Other	TEK SYSTEMS				848.40	923900	MX03447962	IT Temporary Resource (Venkat Giri)	Jan-2012
32,561	Other	TEK SYSTEMS				424.20	935488	MX03447962	IT Temporary Resource (Venkat Giri)	Jan-2012
32,562	Other	TEK SYSTEMS				1,991.44	923900	MX03448378	IT Temporary Resource (Jeff Mann)	Jan-2012
32,563	Other	TEK SYSTEMS				46.38	923900	MX03448378	Mileage	Jan-2012
32,564	Other	TEK SYSTEMS				5,254.00	935488	MX03486645	Temporary IT Resources (Sudhir Patta - Award Rec)	Feb-2012
32,565	Other	TEK SYSTEMS				2,546.25	935488	MX03488201	IT Temporary Resource (Venkat Giri)	Feb-2012
32,566	Other	TEK SYSTEMS				848.40	923900	MX03488201	IT Temporary Resource (Venkat Giri)	Feb-2012
32,567	Other	TEK SYSTEMS				5,173.60	923900	MX03488601	IT Temporary Resource (Rick Benish) Off-Site	Feb-2012
32,568	Other	TEK SYSTEMS				1,960.37	923900	MX03488601	IT Temporary Resource (Rick Benish) On-Site	Feb-2012
32,569	Other	TEK SYSTEMS				6,919.69	923900	MX03490754	Temporary IT Resource (John McCarty - Off Site)	Feb-2012
32,570	Other	TEK SYSTEMS				2,404.99	923900	MX03490754	Temporary IT Resource (John McCarty - On Site)	Feb-2012
32,571	Other	TEK SYSTEMS				6,871.00	935488	MX03519271	Temporary IT Resources (Sudhir Patta - Award Rec)	MAR-2012
32,572	Other	TEK SYSTEMS				6,577.20	935488	MX03520548	IT Temporary Resource (Venkat Giri)	MAR-2012
32,573	Other	TEK SYSTEMS				5,173.60	923900	MX03520908	IT Temporary Resource (Rick Benish) Off-Site	MAR-2012
32,574	Other	TEK SYSTEMS				1,960.37	923900	MX03520908	IT Temporary Resource (Rick Benish) On-Site	MAR-2012
32,575	Other	TEK SYSTEMS				6,919.69	923900	MX03522653	Temporary IT Resource (John McCarty - Off Site)	MAR-2012
32,576	Other	TEK SYSTEMS				2,404.99	923900	MX03522653	Temporary IT Resource (John McCarty - On Site)	MAR-2012
32,577	Other	TEK SYSTEMS				2,787.68	921903	NW00449972	Direct Placement Fee for David Paragon	Feb-2012
32,578	Other	TEK SYSTEMS				2,739.60	935488	TK03213456	IT Temporary Resource	APR-2011
32,579	Other	TEK SYSTEMS				2,914.24	935488	TK03215153	IT Temporary Resource	MAY-2011
32,580	Other	TEK SYSTEMS				2,382.30	935488	TK03227372	IT Temporary Resource	MAY-2011
32,581	Other	TEK SYSTEMS				2,464.20	935488	TK03239624	IT Temporary Resource (Mark Hammond)	Jun-2011
32,582	Other	TEK SYSTEMS				2,553.60	935488	TK03252874	IT Temporary Resource (Mark Hammond)	JUL-2011
32,583	Other	TEK SYSTEMS				2,397.00	935488	TK03266531	IT Temporary Resource (Mark Hammond)	AUG-2011
32,584	Other	TEK SYSTEMS				2,759.95	935488	TK03280840	IT Temporary Resource (Mark Hammond)	SEP-2011
32,585	Other	TEK SYSTEMS				2,669.72	935488	TK03291410	IT Temporary Resource (Mark Hammond)	OCT-2011
32,586	Other	TEK SYSTEMS				2,612.48	935488	TK03347453	IT Temporary Resource (Peter Isgrigg)	Feb-2012
32,587	Other	TEK SYSTEMS				2,843.42	935488	TK03348665	Temporary IT Resource (Justin Taylor)	Feb-2012
32,588	Other	TEK SYSTEMS				2,676.16	935488	TK03360014	IT Temporary Resource (Peter Isgrigg)	MAR-2012
32,589	Other	TEK SYSTEMS				2,843.42	935488	TK03361148	Temporary IT Resource (Justin Taylor)	MAR-2012
32,590	Other	TELEVOX SOFTWARE INC				1,813.20	903036	INV000751483	2011 Payment for KU for Broadcast Message Service	APR-2011
32,591	Other	TELEVOX SOFTWARE INC				1,508.00	903036	INV000766931	April 2011 Payment for KU for Broadcast Message Service	MAY-2011
32,592	Other	TELEVOX SOFTWARE INC				1,378.00	903036	INV000781576	May 2011 Payment for KU for Broadcast Message Service	Jun-2011
32,593	Other	TELEVOX SOFTWARE INC				1,060.56	903036	INV000793666	June 2011 Payment for KU for Broadcast Message Service	JUL-2011
32,594	Other	TELEVOX SOFTWARE INC				252.64	903036	INV000794192	July Payment for Tree Trimming Calls	SEP-2011
32,595	Other	TELEVOX SOFTWARE INC				1,338.24	903036	INV000806043	July 2011 Payment for KU for Broadcast Message Service	AUG-2011
32,596	Other	TELEVOX SOFTWARE INC				570.92	903036	INV000806139	July Payment for Tree Trimming	AUG-2011
32,597	Other	TELEVOX SOFTWARE INC				1,581.70	903036	INV000818663	August 2011 Payment for KU for Broadcast Message Service	SEP-2011
32,598	Other	TELEVOX SOFTWARE INC				262.53	903036	INV000818993	August Payment for Tree Trimming Calls - KU	SEP-2011
32,599	Other	TELEVOX SOFTWARE INC				1,293.09	903036	INV000832358	September 2011 Payment for KU for Broadcast Message Service	OCT-2011
32,600	Other	TELEVOX SOFTWARE INC				219.58	903036	INV000832457	September Payment for Tree Trimming Calls	OCT-2011

KENTUCKY UTILITIES COMPANY
Case No. 2012- 00221
Analysis of Professional Services Expenses For the Test Year

(A)	(B)	(C)	(D)	(E)	(F)	(G)	(H)	(I)		
Line No.	Type	Vendor	Rate Case	Audit	Other	Total	Account	Invoice	Description	Period
32,601	Other	TELEVOX SOFTWARE INC				1,227.24	903036	INV000845316	October 2011 Payment for KU for Broadcast Message Service	NOV-2011
32,602	Other	TELEVOX SOFTWARE INC				534.36	903036	INV000845408	October Payment for Tree Trimming Calls	NOV-2011
32,603	Other	TELEVOX SOFTWARE INC				1,011.08	903036	INV000863223	November 2011 Payment for KU for Broadcast Message Service	Dec-2011
32,604	Other	TELEVOX SOFTWARE INC				419.37	903036	INV000863313	November Payment for Tree Trimming Calls	Dec-2011
32,605	Other	TELEVOX SOFTWARE INC				704.70	903936	INV000870788	December Payment for special Call Campaign - KU	Jan-2012
32,606	Other	TELEVOX SOFTWARE INC				903.93	903036	INV000870791	December 2011 Payment for KU for Broadcast Message Service	Jan-2012
32,607	Other	TELEVOX SOFTWARE INC				424.66	903036	INV000870884	December Payment for Tree Trimming Calls	Jan-2012
32,608	Other	TELEVOX SOFTWARE INC				1,111.87	903036	INV000883870	January 2011 Payment for KU for Broadcast Message Service	MAR-2012
32,609	Other	TELEVOX SOFTWARE INC				367.33	903036	INV000883894	January 2012 Payment for Tree Trimming calls	MAR-2012
32,610	Other	TELEVOX SOFTWARE INC				1,184.25	903036	INV000910975	February 2012 Payment for KU for Broadcast Message Service	MAR-2012
32,611	Other	TELEVOX SOFTWARE INC				949.55	903036	INV000911062	February 2012 Payment for Tree Trimming Calls	MAR-2012
32,612	Other	TELEVOX SOFTWARE INC				1,200.00	903036	J703-0020-0312 Adjustment USD	Televox	MAR-2012
32,613	Other	TELEVOX SOFTWARE INC				500.00	903036	J703-0020-0312 Adjustment USD	Televox	MAR-2012
32,614	Other	TEMCO INC				800.00	512100	131874	LABOR TO REPAIR 4) SIEMENS PS2 POSITIONERS	NOV-2011
32,615	Other	TEMCO INC				400.00	512100	131874	LABOR TO REPAIR 2) PS2 POSITIONERS	NOV-2011
32,616	Other	TEMCO INC				150.00	512100	134052	535 SERIAL#5026215 (CALIBRATED, TESTED, AND LOADED WITH FACTORY DEFAULTS-NON WARRANTY)	Feb-2012
32,617	Other	TERMINIX INTERNATIONAL				165.00	506100	303665110	General Pest Control - 04/05/11	APR-2011
32,618	Other	TERMINIX INTERNATIONAL				32.00	588100	303693393	pest control services	MAY-2011
32,619	Other	TERMINIX INTERNATIONAL				32.00	588100	304473528	pest control services	MAY-2011
32,620	Other	TERMINIX INTERNATIONAL				165.00	506100	304995869	General Pest Control -- 05/23/11	Jun-2011
32,621	Other	TERMINIX INTERNATIONAL				32.00	588100	305164374	pest control services	Jun-2011
32,622	Other	TERMINIX INTERNATIONAL				32.00	588100	306169442	pest control services	JUL-2011
32,623	Other	TERMINIX INTERNATIONAL				34.00	588100	306996478	pest control services	AUG-2011
32,624	Other	TERMINIX INTERNATIONAL				34.00	588100	307721437	pest control services	SEP-2011
32,625	Other	TERMINIX INTERNATIONAL				34.00	588100	308440914	pest control services	NOV-2011
32,626	Other	TERMINIX INTERNATIONAL				34.00	588100	309316385	pest control services	Dec-2011
32,627	Other	TERMINIX INTERNATIONAL				34.00	588100	310088514	pest control services	Dec-2011
32,628	Other	TERMINIX INTERNATIONAL				34.00	588100	310916849	pest control services	Feb-2012
32,629	Other	TERMINIX INTERNATIONAL				34.00	588100	311820363	pest control services	Feb-2012
32,630	Other	TERMINIX INTERNATIONAL				34.00	588100	312707225	pest control services	MAR-2012
32,631	Other	TESTEX INC				5,995.00	512100	110283	EDDY CURRENT INSPECTION OF 1A FEEDWATER HEATER PER TESTEX PROPOSAL 02/24/11. WORK TO BE DONE 04/12/11	APR-2011
32,632	Other	TESTEX INC				51,300.00	510100	120077	TESTEX - THURSTON - TO COVER COST TO BUILD (2) BFET PROBES & (2) MAG WAVE PROBES FOR USE AT MC2 & BR3 - PER SSA and QUOTE (attached)	MAR-2012
32,633	Other	THE CUBERO GROUP INC				368.44	908005	6404	Cubero Inv # 6404--Safety Summit Trade Show Display	JUL-2011
32,634	Other	THE CUBERO GROUP INC				368.44	908005	6404	Cubero Inv # 6404--Safety Summit Trade Show Display	JUL-2011
32,635	Other	THE CUBERO GROUP INC				368.44	908005	6404	Cubero Inv # 6404--Safety Summit Trade Show Display	JUL-2011
32,636	Other	THE CUBERO GROUP INC				368.44	908005	6404	Cubero Inv # 6404--Safety Summit Trade Show Display	JUL-2011
32,637	Other	THE CUBERO GROUP INC				368.44	908005	6404	Cubero Inv # 6404--Safety Summit Trade Show Display	JUL-2011
32,638	Other	THE CUBERO GROUP INC				368.41	908005	6404	Cubero Inv # 6404--Safety Summit Trade Show Display	JUL-2011
32,639	Other	THE CUBERO GROUP INC				6,500.00	910900	6471	Labor	SEP-2011
32,640	Other	THE CUBERO GROUP INC				6,500.00	930101	6471	Labor	SEP-2011
32,641	Other	THE CUBERO GROUP INC				2,350.00	910900	6527	Labor	SEP-2011
32,642	Other	THE CUBERO GROUP INC				2,350.00	930101	6527	Labor	SEP-2011
32,643	Other	THE CUBERO GROUP INC				96.25	908005	6542	Cubero Inv. # 6542--Sustainable Living Fair; assist with booth in Clifton area; set-up and take down and return items; roll up displays and canopy tent.	JUL-2011
32,644	Other	THE CUBERO GROUP INC				750.00	930101	6597	Labor	SEP-2011
32,645	Other	THE CUBERO GROUP INC				55.42	908005	6606	The Cubero Inv #6606 - St. James Ct: 8x6 Banner; Time \$350; Outside costs \$315.	OCT-2011
32,646	Other	THE CUBERO GROUP INC				55.42	908005	6606	The Cubero Inv #6606 - St. James Ct: 8x6 Banner; Time \$350; Outside costs \$315.	OCT-2011
32,647	Other	THE CUBERO GROUP INC				55.42	908005	6606	The Cubero Inv #6606 - St. James Ct: 8x6 Banner; Time \$350; Outside costs \$315.	OCT-2011
32,648	Other	THE CUBERO GROUP INC				55.41	908005	6606	The Cubero Inv #6606 - St. James Ct: 8x6 Banner; Time \$350; Outside costs \$315.	OCT-2011
32,649	Other	THE CUBERO GROUP INC				55.41	908005	6606	The Cubero Inv #6606 - St. James Ct: 8x6 Banner; Time \$350; Outside costs \$315.	OCT-2011

KENTUCKY UTILITIES COMPANY
Case No. 2012- 00221
Analysis of Professional Services Expenses For the Test Year

(A)	(B)	(C)	(D)	(E)	(F)	(G)	(H)	(I)		
Line No.	Type	Vendor	Rate Case	Audit	Other	Total	Account	Invoice	Description	Period
32,650	Other	THE CUBERO GROUP INC				55.41	908005	6606	The Cubero Inv #6606 - St. James Ct: 8x6 Banner; Time \$350; Outside costs \$315.	OCT-2011
32,651	Other	THE CUBERO GROUP INC				275.00	908005	6607	Cubero Inv #6607 - Governor's Conference: Account management and project coordination; coordinate and deliver elements on location in Lex, KY at The Hyatt - Time \$1,100; Outside cost of van, 20x30 poster under TV (Res. Energy Audit) \$550	OCT-2011
32,652	Other	THE CUBERO GROUP INC				275.00	908005	6607	Cubero Inv #6607 - Governor's Conference: Account management and project coordination; coordinate and deliver elements on location in Lex, KY at The Hyatt - Time \$1,100; Outside cost of van, 20x30 poster under TV (Res. Energy Audit) \$550	OCT-2011
32,653	Other	THE CUBERO GROUP INC				275.00	908005	6607	Cubero Inv #6607 - Governor's Conference: Account management and project coordination; coordinate and deliver elements on location in Lex, KY at The Hyatt - Time \$1,100; Outside cost of van, 20x30 poster under TV (Res. Energy Audit) \$550	OCT-2011
32,654	Other	THE CUBERO GROUP INC				212.67	908005	6623	Cubero Invoice # 6623 -- Kentucky Affordable Housing Conference, Lexington, KY -- Labor \$950 (general set up, tear down, travel and storage); Materials \$326 (van rental, miles and gas)	NOV-2011
32,655	Other	THE CUBERO GROUP INC				212.67	908005	6623	Cubero Invoice # 6623 -- Kentucky Affordable Housing Conference, Lexington, KY -- Labor \$950 (general set up, tear down, travel and storage); Materials \$326 (van rental, miles and gas)	NOV-2011
32,656	Other	THE CUBERO GROUP INC				212.67	908005	6623	Cubero Invoice # 6623 -- Kentucky Affordable Housing Conference, Lexington, KY -- Labor \$950 (general set up, tear down, travel and storage); Materials \$326 (van rental, miles and gas)	NOV-2011
32,657	Other	THE CUBERO GROUP INC				87.50	908005	6625	Cubero Invoice #6625 -- LEA Energy Expo, Louisville International Convention Center -- Account management and project coordination; set up and teardown of roll up displays on location; pick up delivery and storage of display roll up banners	NOV-2011
32,658	Other	THE CUBERO GROUP INC				87.50	908005	6625	Cubero Invoice #6625 -- LEA Energy Expo, Louisville International Convention Center -- Account management and project coordination; set up and teardown of roll up displays on location; pick up delivery and storage of display roll up banners	NOV-2011
32,659	Other	THE CUBERO GROUP INC				183.00	908005	6643	Cubero Inv.# 6643 -- Festival of Faith 10 X 10 booth	Dec-2011
32,660	Other	THE CUBERO GROUP INC				181.00	908005	6643	Cubero Inv.# 6643 -- Festival of Faith 10 X 10 booth	Dec-2011
32,661	Other	THE CUBERO GROUP INC				181.00	908005	6643	Cubero Inv.# 6643 -- Festival of Faith 10 X 10 booth	Dec-2011
32,662	Other	THE CUBERO GROUP INC				922.50	908901	6655	Internal Communications Piece	Dec-2011
32,663	Other	THE DATA VAULT				297.00	506100	168271	MINIMUM BILLING AMOUNT	Jun-2011
32,664	Other	THE DATA VAULT				3.00	506100	168271	CCV STORAGE .25-.4cf	Jun-2011
32,665	Other	THE PRIME GROUP LLC				37,400.00	928007	420111	Consulting work performed by The Prime Group for the Month of , 2011 - Virginia Rate Case	MAY-2011
32,666	Other	THE PRIME GROUP LLC				3,775.00	928007	520111	Consulting work performed by The Prime Group for the Month of April, 2011 - VA Rate Case	MAY-2011
32,667	Other	THE PRIME GROUP LLC				1,025.00	928007	620111	Consultant work performed by The Prime Group - Virginia Rate Case	Jun-2011
32,668	Other	THE PRIME GROUP LLC				2,025.00	928007	720111	Ref CPA 24495/Consulting services performed by The Prime Group for the month of June 2011	JUL-2011
32,669	Other	THE PRIME GROUP LLC				1,881.50	921903	720111	Ref CPA 24495/Consulting services performed by The Prime Group for the month of June 2011	JUL-2011
32,670	Other	THE PRIME GROUP LLC				8,619.99	928007	920112	Ref CPA 24495/Consulting services performed by The Prime Group for the month of August 2011	SEP-2011
32,671	Other	THE PRIME GROUP LLC				2,000.00	928007	1020111	Ref CPA 24495/Consulting services performed by The Prime Group for the month of September 2011	OCT-2011
32,672	Other	THE PRIME GROUP LLC				1,100.00	928007	1120111	Ref CPA 24495/Consulting services performed by The Prime Group for the month of October 2011	NOV-2011
32,673	Other	THE RSX COMPANY INC				963.48	500900	110603	Temporary IT Resources (Doug Haynes)	JUL-2011
32,674	Other	THE RSX COMPANY INC				883.19	580100	110603	Temporary IT Resources (Doug Haynes)	JUL-2011
32,675	Other	THE RSX COMPANY INC				654.90	500900	110706	Temporary IT Resources (Doug Haynes)	AUG-2011
32,676	Other	THE RSX COMPANY INC				600.14	580100	110706	Temporary IT Resources (Doug Haynes)	AUG-2011
32,677	Other	THE RSX COMPANY INC				870.24	500900	110810	Temporary IT Resources (Doug Haynes)	SEP-2011
32,678	Other	THE RSX COMPANY INC				797.72	580100	110810	Temporary IT Resources (Doug Haynes)	SEP-2011
32,679	Other	THE RSX COMPANY INC				670.44	500900	110908	Temporary IT Resources (Doug Haynes)	OCT-2011
32,680	Other	THE RSX COMPANY INC				614.57	580100	110908	Temporary IT Resources (Doug Haynes)	OCT-2011
32,681	Other	THE RSX COMPANY INC				1,118.88	500900	111011	Temporary IT Resources (Doug Haynes)	NOV-2011
32,682	Other	THE RSX COMPANY INC				1,025.64	580100	111011	Temporary IT Resources (Doug Haynes)	NOV-2011
32,683	Other	THE RSX COMPANY INC				843.60	500900	111110	Temporary IT Resources (Doug Haynes)	Dec-2011
32,684	Other	THE RSX COMPANY INC				773.30	580100	111110	Temporary IT Resources (Doug Haynes)	Dec-2011
32,685	Other	THE RSX COMPANY INC				581.64	500900	111209	Temporary IT Resources (Doug Haynes)	Jan-2012

KENTUCKY UTILITIES COMPANY
Case No. 2012- 00221
Analysis of Professional Services Expenses For the Test Year

(A)	(B)	(C)	(D)	(E)	(F)	(G)	(H)	(I)		
Line No.	Type	Vendor	Rate Case	Audit	Other	Total	Account	Invoice	Description	Period
32,686	Other	THE RSX COMPANY INC				533.17	580100	111209	Temporary IT Resources (Doug Haynes)	Jan-2012
32,687	Other	THE RSX COMPANY INC				888.00	500900	120108	Temporary IT Resources (Doug Haynes)	Feb-2012
32,688	Other	THE RSX COMPANY INC				814.00	580100	120108	Temporary IT Resources (Doug Haynes)	Feb-2012
32,689	Other	THE RSX COMPANY INC				910.20	500900	120207	Temporary IT Resources (Doug Haynes)	MAR-2012
32,690	Other	THE RSX COMPANY INC				834.35	580100	120207	Temporary IT Resources (Doug Haynes)	MAR-2012
32,691	Other	THOMAS AND BETTS POWER SOLUTIONS LLC				1,900.00	513100	379219	TECHNICAL SUPPORT FOR UNIT 1 STATION BATTERY CHARGER	Jun-2011
32,692	Other	THOMPSON INDUSTRIAL SERVICES LLC				2,889.74	513100	28470	CLEAN COOLING WATER LINE	APR-2011
32,693	Other	THOMPSON INDUSTRIAL SERVICES LLC				1,515.00	513100	28470	CLEAN COOLING WATER LINE	APR-2011
32,694	Other	THOMPSON INDUSTRIAL SERVICES LLC				2,184.24	513100	28471	PAYMENT OF INVOICE #28471--VACUUM SAND & HYDRO EXCAVATE	APR-2011
32,695	Other	THOMPSON INDUSTRIAL SERVICES LLC				1,728.00	513100	28471	PAYMENT OF INVOICE #28471--VACUUM SAND & HYDRO EXCAVATE	APR-2011
32,696	Other	THOMPSON INDUSTRIAL SERVICES LLC				5,889.72	512005	28472	PAYMENT OF INVOICE #28472--VACUUM AND WATERBLAST SCRUBBER	APR-2011
32,697	Other	THOMPSON INDUSTRIAL SERVICES LLC				3,333.00	512005	28472	PAYMENT OF INVOICE #28472--VACUUM AND WATERBLAST SCRUBBER	APR-2011
32,698	Other	THOMPSON INDUSTRIAL SERVICES LLC				5,787.19	513100	28473	PAYMENT OF INVOICE #28473--WATERBLAST & VACUUM SERVICES @ UNIT 3	APR-2011
32,699	Other	THOMPSON INDUSTRIAL SERVICES LLC				3,090.20	513100	28473	PAYMENT OF INVOICE #28473--WATERBLAST & VACUUM SERVICES @ UNIT 3	APR-2011
32,700	Other	THOMPSON INDUSTRIAL SERVICES LLC				3,096.94	512100	28474	PAYMENT OF INVOICE #28474--VACUUM & WATER BLAST SERVICES	APR-2011
32,701	Other	THOMPSON INDUSTRIAL SERVICES LLC				2,550.00	512100	28474	PAYMENT OF INVOICE #28474--VACUUM & WATER BLAST SERVICES	APR-2011
32,702	Other	THOMPSON INDUSTRIAL SERVICES LLC				840.00	512100	28475	VACUUM OUT AIR HEATER DUCT AND SET UP HOSES	APR-2011
32,703	Other	THOMPSON INDUSTRIAL SERVICES LLC				520.00	512100	28475	VACUUM OUT AIR HEATER DUCT AND SET UP HOSES	APR-2011
32,704	Other	THOMPSON INDUSTRIAL SERVICES LLC				6,400.00	512100	28476	PAYMENT OF INVOICE #28476--AIR HEATER WASH	APR-2011
32,705	Other	THOMPSON INDUSTRIAL SERVICES LLC				6,400.00	512100	28476	PAYMENT OF INVOICE #28476--AIR HEATER WASH	APR-2011
32,706	Other	THOMPSON INDUSTRIAL SERVICES LLC				2,765.20	512005	28682	PAYMENT OF INVOICE #28682--WATERBLAST & VACUUM SCRUBBER 3/31/11	APR-2011
32,707	Other	THOMPSON INDUSTRIAL SERVICES LLC				1,575.00	512005	28682	PAYMENT OF INVOICE #28682--WATERBLAST & VACUUM SCRUBBER 3/31/11	APR-2011
32,708	Other	THOMPSON INDUSTRIAL SERVICES LLC				635.50	512100	28683	PAYMENT OF INVOICE #28683--WASH AIR HEATER DUCT WORK	APR-2011
32,709	Other	THOMPSON INDUSTRIAL SERVICES LLC				75.00	512100	28683	PAYMENT OF INVOICE #28683--WASH AIR HEATER DUCT WORK	APR-2011
32,710	Other	THOMPSON INDUSTRIAL SERVICES LLC				2,427.60	512100	28684	PAYMENT OF INVOICE #28684--VACUUM SERVICES	APR-2011
32,711	Other	THOMPSON INDUSTRIAL SERVICES LLC				1,235.00	512100	28684	PAYMENT OF INVOICE #28684--VACUUM SERVICES	APR-2011
32,712	Other	THOMPSON INDUSTRIAL SERVICES LLC				1,968.12	513100	28685	PAYMENT OF INVOICE #28685--EXCAVATE	APR-2011
32,713	Other	THOMPSON INDUSTRIAL SERVICES LLC				1,235.00	513100	28685	PAYMENT OF INVOICE #28685--EXCAVATE	APR-2011
32,714	Other	THOMPSON INDUSTRIAL SERVICES LLC				3,115.50	513100	28686	PAYMENT OF INVOICE #28686--WATERBLAST LINE FOR COOLING TOWER	APR-2011
32,715	Other	THOMPSON INDUSTRIAL SERVICES LLC				2,971.74	513100	28686	PAYMENT OF INVOICE #28686--WATERBLAST LINE FOR COOLING TOWER	APR-2011
32,716	Other	THOMPSON INDUSTRIAL SERVICES LLC				2,519.38	513100	28752	CLEAN COOLING TOWER	APR-2011
32,717	Other	THOMPSON INDUSTRIAL SERVICES LLC				795.00	513100	28752	CLEAN COOLING TOWER	APR-2011
32,718	Other	THOMPSON INDUSTRIAL SERVICES LLC				767.00	512100	28903	PAYMENT OF INVOICE #28903--WASH STEAM COIL U3 APRIL 9, 2011	APR-2011
32,719	Other	THOMPSON INDUSTRIAL SERVICES LLC				49.00	512100	28903	PAYMENT OF INVOICE #28903--WASH STEAM COIL U3 APRIL 9, 2011	APR-2011
32,720	Other	THOMPSON INDUSTRIAL SERVICES LLC				2,654.08	512100	28904	PAYMENT OF INVOICE #28904--TEAR DOWN AIR HEATER WASH & RMOVE HEADS/VACUUM BOTTOM ASH HOPPERS 4/1 & 4/4/11	APR-2011
32,721	Other	THOMPSON INDUSTRIAL SERVICES LLC				1,890.00	512100	28904	PAYMENT OF INVOICE #28904--TEAR DOWN AIR HEATER WASH & RMOVE HEADS/VACUUM BOTTOM ASH HOPPERS 4/1 & 4/4/11	APR-2011
32,722	Other	THOMPSON INDUSTRIAL SERVICES LLC				850.56	512101	28905	PAYMENT OF INVOICE #28905--VACUUM SERVICES @U3 APRIL 9, 2011	APR-2011
32,723	Other	THOMPSON INDUSTRIAL SERVICES LLC				432.00	512101	28905	PAYMENT OF INVOICE #28905--VACUUM SERVICES @U3 APRIL 9, 2011	APR-2011
32,724	Other	THOMPSON INDUSTRIAL SERVICES LLC				5,048.06	512101	28906	PAYMENT OF INVOICE 28906--VACUUM SCRUBBER 4/7 THRU 4/10/11	APR-2011
32,725	Other	THOMPSON INDUSTRIAL SERVICES LLC				1,775.00	512101	28906	PAYMENT OF INVOICE 28906--VACUUM SCRUBBER 4/7 THRU 4/10/11	APR-2011
32,726	Other	THOMPSON INDUSTRIAL SERVICES LLC				5,104.38	512017	28907	PAYMENT OF INVOICE #28907--WASH AND VACUUM ASH PIT 4/3/11 THRU 4/7/11	APR-2011
32,727	Other	THOMPSON INDUSTRIAL SERVICES LLC				2,565.00	512017	28907	PAYMENT OF INVOICE #28907--WASH AND VACUUM ASH PIT 4/3/11 THRU 4/7/11	APR-2011
32,728	Other	THOMPSON INDUSTRIAL SERVICES LLC				23,467.61	513100	28908	PAYMENT OF INVOICE #28908--CLEAN COOLING WATER SUPPLY & RETURN LINE 4/1 thru 4/10/11	APR-2011
32,729	Other	THOMPSON INDUSTRIAL SERVICES LLC				11,371.00	513100	28908	PAYMENT OF INVOICE #28908--CLEAN COOLING WATER SUPPLY & RETURN LINE 4/1 thru 4/10/11	APR-2011
32,730	Other	THOMPSON INDUSTRIAL SERVICES LLC				15,918.08	512005	28909	PAYMENT OF INVOICE #28909--WATERBLAST & VACUUM SCRUBBER -U3-4/1 THRU 4/10/11	APR-2011
32,731	Other	THOMPSON INDUSTRIAL SERVICES LLC				10,628.50	512005	28909	PAYMENT OF INVOICE #28909--WATERBLAST & VACUUM SCRUBBER -U3-4/1 THRU 4/10/11	APR-2011
32,732	Other	THOMPSON INDUSTRIAL SERVICES LLC				1,271.03	513100	29152	PAYMENT OF INVOICE #29152--VACUUM PIPES 4/11/11	MAY-2011
32,733	Other	THOMPSON INDUSTRIAL SERVICES LLC				455.00	513100	29152	PAYMENT OF INVOICE #29152--VACUUM PIPES 4/11/11	MAY-2011
32,734	Other	THOMPSON INDUSTRIAL SERVICES LLC				847.00	512100	29153	PAYMENT OF INVOICE #29153--WASH STEAM COIL 4/11/11	MAY-2011
32,735	Other	THOMPSON INDUSTRIAL SERVICES LLC				1,385.50	511100	29154	PAYMENT OF INVOICE #29154--VACUUM BOILER ROOM SUMP	MAY-2011

KENTUCKY UTILITIES COMPANY
Case No. 2012- 00221
Analysis of Professional Services Expenses For the Test Year

(A)	(B)	(C)	(D)	(E)	(F)	(G)	(H)	(I)		
Line No.	Type	Vendor	Rate Case	Audit	Other	Total	Account	Invoice	Description	Period
32,736	Other	THOMPSON INDUSTRIAL SERVICES LLC				455.00	511100	29154	PAYMENT OF INVOICE #29154-VACUUM BOILER ROOM SUMP	MAY-2011
32,737	Other	THOMPSON INDUSTRIAL SERVICES LLC				1,972.50	512100	29155	PAYMENT OF INVOICE #29155--WASH & VACUUM UNIT 3 APRIL 13, 2011	MAY-2011
32,738	Other	THOMPSON INDUSTRIAL SERVICES LLC				875.00	512100	29155	PAYMENT OF INVOICE #29155--WASH & VACUUM UNIT 3 APRIL 13, 2011	MAY-2011
32,739	Other	THOMPSON INDUSTRIAL SERVICES LLC				3,075.85	512100	29156	PAYMENT OF INVOICE #29156--WASH AND VACUUM ID FANS UNIT 3 APRIL 12, 2011	MAY-2011
32,740	Other	THOMPSON INDUSTRIAL SERVICES LLC				1,020.00	512100	29156	PAYMENT OF INVOICE #29156--WASH AND VACUUM ID FANS UNIT 3 APRIL 12, 2011	MAY-2011
32,741	Other	THOMPSON INDUSTRIAL SERVICES LLC				1,574.09	512100	29157	PAYMENT OF INVOICE #29157--VACUUM OVERFIRE PORTS 4/11 THRU 4/12/11	MAY-2011
32,742	Other	THOMPSON INDUSTRIAL SERVICES LLC				520.00	512100	29157	PAYMENT OF INVOICE #29157--VACUUM OVERFIRE PORTS 4/11 THRU 4/12/11	MAY-2011
32,743	Other	THOMPSON INDUSTRIAL SERVICES LLC				3,709.88	512100	29158	PAYMENT OF INVOICE #29158--VACUUM SERVICES ON UNIT 3	MAY-2011
32,744	Other	THOMPSON INDUSTRIAL SERVICES LLC				1,667.50	512100	29158	PAYMENT OF INVOICE #29158--VACUUM SERVICES ON UNIT 3	MAY-2011
32,745	Other	THOMPSON INDUSTRIAL SERVICES LLC				3,801.86	512100	29159	PAYMENT OF INVOICE #29159--WASH AND VACUUM SCRUBBER	MAY-2011
32,746	Other	THOMPSON INDUSTRIAL SERVICES LLC				1,970.00	512100	29159	PAYMENT OF INVOICE #29159--WASH AND VACUUM SCRUBBER	MAY-2011
32,747	Other	THOMPSON INDUSTRIAL SERVICES LLC				8,987.48	512101	29160	PAYMENT OF INVOICE #29160--VACUUM SCRUBBER 4/11 THRU 4/15/11	MAY-2011
32,748	Other	THOMPSON INDUSTRIAL SERVICES LLC				3,875.00	512101	29160	PAYMENT OF INVOICE #29160--VACUUM SCRUBBER 4/11 THRU 4/15/11	MAY-2011
32,749	Other	THOMPSON INDUSTRIAL SERVICES LLC				11,890.44	513100	29161	PAYMENT OF INVOICE #29161--CLEAN MUD FROM LINES 4/11 THRU 4/15/11	MAY-2011
32,750	Other	THOMPSON INDUSTRIAL SERVICES LLC				7,627.00	513100	29161	PAYMENT OF INVOICE #29161--CLEAN MUD FROM LINES 4/11 THRU 4/15/11	MAY-2011
32,751	Other	THOMPSON INDUSTRIAL SERVICES LLC				2,080.44	512100	29210	PAYMENT OF INVOICE #29210--HYDROBLAST FOR COVERS & BEARING HOUSING APRIL 14, 2011	MAY-2011
32,752	Other	THOMPSON INDUSTRIAL SERVICES LLC				1,500.00	512100	29210	PAYMENT OF INVOICE #29210--HYDROBLAST FOR COVERS & BEARING HOUSING APRIL 14, 2011	MAY-2011
32,753	Other	THOMPSON INDUSTRIAL SERVICES LLC				5,305.90	513100	29211	PAYMENT OF INVOICE 29211--WATER CONTROL 96" LINE/CLEAN PIPE	MAY-2011
32,754	Other	THOMPSON INDUSTRIAL SERVICES LLC				2,262.50	513100	29211	PAYMENT OF INVOICE 29211--WATER CONTROL 96" LINE/CLEAN PIPE	MAY-2011
32,755	Other	THOMPSON INDUSTRIAL SERVICES LLC				1,810.70	512101	29212	PAYMENT OF INVOICE #29212--VACUUM ASH @ SCRUBBER 4/20/11	MAY-2011
32,756	Other	THOMPSON INDUSTRIAL SERVICES LLC				780.00	512101	29212	PAYMENT OF INVOICE #29212--VACUUM ASH @ SCRUBBER 4/20/11	MAY-2011
32,757	Other	THOMPSON INDUSTRIAL SERVICES LLC				8,078.12	512100	29213	PAYMENT OF INVOICE #29213--VACUUM ASH @ UNIT 3 4/19 THRU 4/30/11	MAY-2011
32,758	Other	THOMPSON INDUSTRIAL SERVICES LLC				3,020.00	512100	29213	PAYMENT OF INVOICE #29213--VACUUM ASH @ UNIT 3 4/19 THRU 4/30/11	MAY-2011
32,759	Other	THOMPSON INDUSTRIAL SERVICES LLC				1,957.56	512100	29214	PAYMENT OF INVOICE #29214--LINE MOLE UNIT 3--4/20 AND 4/22/11	MAY-2011
32,760	Other	THOMPSON INDUSTRIAL SERVICES LLC				570.00	512100	29214	PAYMENT OF INVOICE #29214--LINE MOLE UNIT 3--4/20 AND 4/22/11	MAY-2011
32,761	Other	THOMPSON INDUSTRIAL SERVICES LLC				2,817.96	512100	29215	PAYMENT OF INVOICE #29215--VACUUM SERVICES 4/18 AND 4/21/11	MAY-2011
32,762	Other	THOMPSON INDUSTRIAL SERVICES LLC				1,170.00	512100	29215	PAYMENT OF INVOICE #29215--VACUUM SERVICES 4/18 AND 4/21/11	MAY-2011
32,763	Other	THOMPSON INDUSTRIAL SERVICES LLC				2,324.27	512005	29216	PAYMENT OF INVOICE #29216--VACUUM SERVICES @MAIN OFFICE BLDG 4/21/11	MAY-2011
32,764	Other	THOMPSON INDUSTRIAL SERVICES LLC				747.50	512005	29216	PAYMENT OF INVOICE #29216--VACUUM SERVICES @MAIN OFFICE BLDG 4/21/11	MAY-2011
32,765	Other	THOMPSON INDUSTRIAL SERVICES LLC				1,873.47	512101	29217	PAYMENT OF INVOICE #29217--VACUUM DUCT WORK UNIT 3 4/20/11	MAY-2011
32,766	Other	THOMPSON INDUSTRIAL SERVICES LLC				65.00	512101	29217	PAYMENT OF INVOICE #29217--VACUUM DUCT WORK UNIT 3 4/20/11	MAY-2011
32,767	Other	THOMPSON INDUSTRIAL SERVICES LLC				4,100.02	512101	29218	PAYMENT OF INVOICE #29218--VACUUM ASH @ SCRUBBER 4/18 AND 4/19/11	MAY-2011
32,768	Other	THOMPSON INDUSTRIAL SERVICES LLC				1,560.00	512101	29218	PAYMENT OF INVOICE #29218--VACUUM ASH @ SCRUBBER 4/18 AND 4/19/11	MAY-2011
32,769	Other	THOMPSON INDUSTRIAL SERVICES LLC				2,304.96	512017	29219	PAYMENT OF INVOICE #29219--VACUUM SERVICES AT U1 4/26 & 4/27/11	MAY-2011
32,770	Other	THOMPSON INDUSTRIAL SERVICES LLC				947.50	512017	29219	PAYMENT OF INVOICE #29219--VACUUM SERVICES AT U1 4/26 & 4/27/11	MAY-2011
32,771	Other	THOMPSON INDUSTRIAL SERVICES LLC				1,545.56	512100	29506	VACUUM SERVICES AT U3 5/1 THRU 5/3/11	MAY-2011
32,772	Other	THOMPSON INDUSTRIAL SERVICES LLC				432.00	512100	29506	VACUUM SERVICES AT U3 5/1 THRU 5/3/11	MAY-2011
32,773	Other	THOMPSON INDUSTRIAL SERVICES LLC				1,591.74	513100	29976	PAYMENT OF INVOICE #29976--CLEAN COOLING TOWER MAY 15, 2011	Jun-2011
32,774	Other	THOMPSON INDUSTRIAL SERVICES LLC				1,263.00	513100	29976	PAYMENT OF INVOICE #29976--CLEAN COOLING TOWER MAY 15, 2011	Jun-2011
32,775	Other	THOMPSON INDUSTRIAL SERVICES LLC				1,873.47	512017	29977	PAYMENT OF INVOICE #29977--WASH SEAL TROUGH & ASH PIT MAY 17, 2011	Jun-2011
32,776	Other	THOMPSON INDUSTRIAL SERVICES LLC				1,242.88	512100	29978	PAYMENT OF INVOICE #29978--WASH UNIT 2 SLOPE MAY 23, 2011	Jun-2011
32,777	Other	THOMPSON INDUSTRIAL SERVICES LLC				28.00	512100	29978	PAYMENT OF INVOICE #29978--WASH UNIT 2 SLOPE MAY 23, 2011	Jun-2011
32,778	Other	THOMPSON INDUSTRIAL SERVICES LLC				1,891.04	511100	29979	PAYMENT OF INVOICE #29979--VACUUM ASH PIT UNIT #2 MAY 24, 2011	Jun-2011
32,779	Other	THOMPSON INDUSTRIAL SERVICES LLC				780.00	511100	29979	PAYMENT OF INVOICE #29979--VACUUM ASH PIT UNIT #2 MAY 24, 2011	Jun-2011
32,780	Other	THOMPSON INDUSTRIAL SERVICES LLC				1,761.44	512017	29980	PAYMENT OF INVOICE #29980--VACUUM UNIT 2 HOPPERS	Jun-2011
32,781	Other	THOMPSON INDUSTRIAL SERVICES LLC				1,044.00	512017	29980	PAYMENT OF INVOICE #29980--VACUUM UNIT 2 HOPPERS	Jun-2011
32,782	Other	THOMPSON INDUSTRIAL SERVICES LLC				3,575.57	512100	29981	PAYMENT OF INVOICE #29981--VACUUM UNIT 2 COIL MAY 25 THRU MAY 27, 2011	Jun-2011
32,783	Other	THOMPSON INDUSTRIAL SERVICES LLC				1,610.50	512100	29981	PAYMENT OF INVOICE #29981--VACUUM UNIT 2 COIL MAY 25 THRU MAY 27, 2011	Jun-2011
32,784	Other	THOMPSON INDUSTRIAL SERVICES LLC				13,797.72	512100	29982	PAYMENT OF INVOICE #29982--AIR HEATER WASH UNIT 4 MAY 12, 2011 THRU MAY 15, 2011	Jun-2011

KENTUCKY UTILITIES COMPANY
Case No. 2012- 00221
Analysis of Professional Services Expenses For the Test Year

(A)	(B)	(C)	(D)	(E)	(F)	(G)	(H)	(I)		
Line No.	Type	Vendor	Rate Case	Audit	Other	Total	Account	Invoice	Description	Period
32,785	Other	THOMPSON INDUSTRIAL SERVICES LLC				9,865.00	512100	29982	PAYMENT OF INVOICE #29982--AIR HEATER WASH UNIT 4 MAY 12, 2011 THRU MAY 15, 2011	Jun-2011
32,786	Other	THOMPSON INDUSTRIAL SERVICES LLC				1,265.49	512017	30132	PAYMENT OF INVOICE #30132--VACUUM ASH PIT MAY 18, 2011	Jun-2011
32,787	Other	THOMPSON INDUSTRIAL SERVICES LLC				648.00	512017	30132	PAYMENT OF INVOICE #30132--VACUUM ASH PIT MAY 18, 2011	Jun-2011
32,788	Other	THOMPSON INDUSTRIAL SERVICES LLC				1,523.83	512017	30133	PAYMENT OF INVOICE #30133--WASH SEAL TROUGH MAY 23, 2011	Jun-2011
32,789	Other	THOMPSON INDUSTRIAL SERVICES LLC				2,756.50	511100	31078	CLEAN DRAINE LINES UNIT 1 & 2 7/14 THRU 7/15/11	JUL-2011
32,790	Other	THOMPSON INDUSTRIAL SERVICES LLC				2,346.35	511100	31078	CLEAN DRAINE LINES UNIT 1 & 2 7/14 THRU 7/15/11	JUL-2011
32,791	Other	THOMPSON INDUSTRIAL SERVICES LLC				1,289.00	511100	31841	CLEAN SCRUBBER	AUG-2011
32,792	Other	THOMPSON INDUSTRIAL SERVICES LLC				1,092.00	511100	31841	CLEAN SCRUBBER	AUG-2011
32,793	Other	THOMPSON INDUSTRIAL SERVICES LLC				2,444.94	512100	31842	LABOR TO WASH U-1 ID FAN AND SIDE BOXES AUG. 12 - AUG. 13, 2011	AUG-2011
32,794	Other	THOMPSON INDUSTRIAL SERVICES LLC				1,425.00	512100	31842	EQUIPMENT/MATERIAL TO WASH U-1 ID FAN AND SIDE BOXES AUG. 12 - AUG. 13, 2011	AUG-2011
32,795	Other	THOMPSON INDUSTRIAL SERVICES LLC				16,800.00	512100	31843	LABOR FOR U-1 AIR HEATER WASH AUG. 11 - AUG. 13, 2011	AUG-2011
32,796	Other	THOMPSON INDUSTRIAL SERVICES LLC				799.95	512100	31844	LABOR TO CLEAN COILS & FD FAN AUG. 13, 2011	AUG-2011
32,797	Other	THOMPSON INDUSTRIAL SERVICES LLC				75.00	512100	31844	EQUIPMENT TO CLEAN COILS & FD FAN AUG. 13, 2011	AUG-2011
32,798	Other	THOMPSON INDUSTRIAL SERVICES LLC				5,574.58	512100	31845	LABOR TO VACUUM U-1 HOPPERS AUG. 12 - AUG 14, 2011	AUG-2011
32,799	Other	THOMPSON INDUSTRIAL SERVICES LLC				3,342.50	512100	31845	EQUIPMENT/MATERIAL TO VACUUM U-1 HOPPERS AUG. 12 - AUG 14, 2011	AUG-2011
32,800	Other	THOMPSON INDUSTRIAL SERVICES LLC				1,788.00	512100	32448	PAYMENT OF INVOICE #32448--CLEAN 4-2FD FAN & SET UP AIR HEATER WASH 9/9/11	SEP-2011
32,801	Other	THOMPSON INDUSTRIAL SERVICES LLC				1,708.80	512100	32448	PAYMENT OF INVOICE #32448--CLEAN 4-2FD FAN & SET UP AIR HEATER WASH 9/9/11	SEP-2011
32,802	Other	THOMPSON INDUSTRIAL SERVICES LLC				20,265.00	512100	32449	PAYMENT OF INVOICE #32449--UNIT 4 AIR HEATER WASH 9/8 THRU 9/10/11	SEP-2011
32,803	Other	THOMPSON INDUSTRIAL SERVICES LLC				11,475.57	512100	32449	PAYMENT OF INVOICE #32449--UNIT 4 AIR HEATER WASH 9/8 THRU 9/10/11	SEP-2011
32,804	Other	THOMPSON INDUSTRIAL SERVICES LLC				2,712.26	512100	32736	PAYMENT OF INVOICE #32736--CLEAN 2-1 AND 2-2 ID FANS 9/24/11	SEP-2011
32,805	Other	THOMPSON INDUSTRIAL SERVICES LLC				2,608.00	512100	32736	PAYMENT OF INVOICE #32736--CLEAN 2-1 AND 2-2 ID FANS 9/24/11	SEP-2011
32,806	Other	THOMPSON INDUSTRIAL SERVICES LLC				9,006.23	512005	32737	CLEAN 2-1 SCRUBBER 9/24 AND 9/25/11	SEP-2011
32,807	Other	THOMPSON INDUSTRIAL SERVICES LLC				525.00	512005	32834	CLEAN UP & RIG DOWN UNIT 2 (9/26/11)	OCT-2011
32,808	Other	THOMPSON INDUSTRIAL SERVICES LLC				3,278.00	512017	33195	PAYMENT OF INVOICE #33195--LINE MOLE ASH LINE OCTOBER 6, 2011	OCT-2011
32,809	Other	THOMPSON INDUSTRIAL SERVICES LLC				3,036.95	512017	33195	PAYMENT OF INVOICE #33195--LINE MOLE ASH LINE OCTOBER 6, 2011	OCT-2011
32,810	Other	THOMPSON INDUSTRIAL SERVICES LLC				890.50	512100	33196	PAYMENT OF INVOICE #33196--CLEAN ID FAN OCTOBER 13, 2011	OCT-2011
32,811	Other	THOMPSON INDUSTRIAL SERVICES LLC				707.02	512100	33196	PAYMENT OF INVOICE #33196--CLEAN ID FAN OCTOBER 13, 2011	OCT-2011
32,812	Other	THOMPSON INDUSTRIAL SERVICES LLC				1,701.12	512017	33238	WASH SEAL TROUGH AND ASH PIT OCTOBER 15, 2011	OCT-2011
32,813	Other	THOMPSON INDUSTRIAL SERVICES LLC				10,186.00	512100	34238	UNIT 1 AIR HEATER WASH	Dec-2011
32,814	Other	THOMPSON INDUSTRIAL SERVICES LLC				8,211.74	512100	34238	UNIT 1 AIR HEATER WASH	Dec-2011
32,815	Other	THOMPSON INDUSTRIAL SERVICES LLC				8,066.64	512100	34942	U4 AIR HEATER WASH	Jan-2012
32,816	Other	THOMPSON INDUSTRIAL SERVICES LLC				4,833.00	512100	34942	U4 AIR HEATER WASH	Jan-2012
32,817	Other	THOMPSON INDUSTRIAL SERVICES LLC				1,791.00	512100	36023	INVOICE#36023 UNIT 1 WATERBLAST ID FANS	MAR-2012
32,818	Other	THOMPSON INDUSTRIAL SERVICES LLC				1,286.00	512100	36023	INVOICE#36023 UNIT 1 WATERBLAST ID FANS	MAR-2012
32,819	Other	THOMPSON INDUSTRIAL SERVICES LLC				315.70	512100	36024	INVOICE#36024 UNIT 1 SET UP AND FIREHOSE COILS	MAR-2012
32,820	Other	THOMPSON INDUSTRIAL SERVICES LLC				577.50	512100	36026	INVOICE#36026 UNIT 1 VACUUM LOWER DEAD AIR SPACE	MAR-2012
32,821	Other	THOMPSON INDUSTRIAL SERVICES LLC				445.00	512100	36026	INVOICE#36026 UNIT 1 VACUUM LOWER DEAD AIR SPACE	MAR-2012
32,822	Other	THOMPSON INDUSTRIAL SERVICES LLC				3,097.60	512100	36028	INVOICE#36028 UNIT 1 WASH ID FANS, FD FANS AND STEAM COILS	MAR-2012
32,823	Other	THOMPSON INDUSTRIAL SERVICES LLC				1,866.00	512100	36028	INVOICE#36028 UNIT 1 WASH ID FANS, FD FANS AND STEAM COILS	MAR-2012
32,824	Other	THOMPSON INDUSTRIAL SERVICES LLC				3,825.00	511100	36029	INVOICE#36029 UNIT 1 VACUUM BOILER SUMP	MAR-2012
32,825	Other	THOMPSON INDUSTRIAL SERVICES LLC				3,221.23	511100	36029	INVOICE#36029 UNIT 1 VACUUM BOILER SUMP	MAR-2012
32,826	Other	THOMPSON INDUSTRIAL SERVICES LLC				4,223.93	512017	36030	INVOICE#36030 UNIT 1 SEAL TROUGH BOILER WASH	MAR-2012
32,827	Other	THOMPSON INDUSTRIAL SERVICES LLC				2,146.00	512017	36030	INVOICE#36030 UNIT 1 SEAL TROUGH BOILER WASH	MAR-2012
32,828	Other	THOMPSON INDUSTRIAL SERVICES LLC				1,841.00	512100	36032	INVOICE#36032 UNIT 1 VACUUM COAL FEEDERS	MAR-2012
32,829	Other	THOMPSON INDUSTRIAL SERVICES LLC				1,656.07	512100	36032	INVOICE#36032 UNIT 1 VACUUM COAL FEEDERS	MAR-2012
32,830	Other	THOMPSON INDUSTRIAL SERVICES LLC				32,176.65	512100	36033	INVOICE#36033 UNIT 1 BACKPASS WASH	MAR-2012
32,831	Other	THOMPSON INDUSTRIAL SERVICES LLC				21,827.00	512100	36033	INVOICE#36033 UNIT 1 BACKPASS WASH	MAR-2012
32,832	Other	THOMPSON INDUSTRIAL SERVICES LLC				16,240.59	512100	36175	PAYMENT OF INVOICE #36175--WATERBLAST & VACUUM SERVICES @UNIT 1 2/18 THRU 2/21/12	MAR-2012
32,833	Other	THOMPSON INDUSTRIAL SERVICES LLC				10,239.00	512100	36175	PAYMENT OF INVOICE #36175--WATERBLAST & VACUUM SERVICES @UNIT 1 2/18 THRU 2/21/12	MAR-2012
32,834	Other	THOMPSON INDUSTRIAL SERVICES LLC				110.03	512100	36249	PAYMENT OF INVOICE #36249--VACUUM PYRITE UNIT 4 3/3/12	MAR-2012
32,835	Other	THOMPSON INDUSTRIAL SERVICES LLC				84.00	512100	36249	PAYMENT OF INVOICE #36249--VACUUM PYRITE UNIT 4 3/3/12	MAR-2012
32,836	Other	THOMPSON INDUSTRIAL SERVICES LLC				997.50	512100	36250	PAYMENT OF INVOICE #36250--WASH & VACUUM MUD IN BASEMENT & ECON HOPPERS UNIT 1 3/1 AND 3/5/12	MAR-2012

KENTUCKY UTILITIES COMPANY
Case No. 2012- 00221
Analysis of Professional Services Expenses For the Test Year

(A)	(B)	(C)	(D)	(E)	(F)	(G)	(H)	(I)		
Line No.	Type	Vendor	Rate Case	Audit	Other	Total	Account	Invoice	Description	Period
32,837	Other	THOMPSON INDUSTRIAL SERVICES LLC				729.50	512100	36250	PAYMENT OF INVOICE #36250--WASH & VACUUM MUD IN BASEMENT & ECON HOPPERS UNIT 1 3/1 AND 3/5/12	MAR-2012
32,838	Other	THOMPSON INDUSTRIAL SERVICES LLC				1,481.28	512100	36251	PAYMENT OF INVOICE #36251--VACUUM U1 HOPPERS 3/3 THRU 3/5/12	MAR-2012
32,839	Other	THOMPSON INDUSTRIAL SERVICES LLC				1,110.50	512100	36251	PAYMENT OF INVOICE #36251--VACUUM U1 HOPPERS 3/3 THRU 3/5/12	MAR-2012
32,840	Other	THOMPSON INDUSTRIAL SERVICES LLC				1,470.00	512100	36252	PAYMENT OF INVOICE #36252--VACUUM SERVICES @ UNIT 1 3/1 AND 3/2/12	MAR-2012
32,841	Other	THOMPSON INDUSTRIAL SERVICES LLC				1,070.00	512100	36252	PAYMENT OF INVOICE #36252--VACUUM SERVICES @ UNIT 1 3/1 AND 3/2/12	MAR-2012
32,842	Other	THOMPSON INDUSTRIAL SERVICES LLC				526.75	512017	36570	PAYMENT OF INVOICE VACUUM DITCH @ CULVERT ACROSS ROAD FROM PLANT	MAR-2012
32,843	Other	THOMPSON INDUSTRIAL SERVICES LLC				308.00	512017	36570	PAYMENT OF INVOICE VACUUM DITCH @ CULVERT ACROSS ROAD FROM PLANT	MAR-2012
32,844	Other	THOMPSON INDUSTRIAL SERVICES LLC				982.09	513100	36571	PAYMENT OF INVOICE #36571--VACUUM OUT TUNNEL FOR ASH LINE	MAR-2012
32,845	Other	THOMPSON INDUSTRIAL SERVICES LLC				770.00	513100	36571	PAYMENT OF INVOICE #36571--VACUUM OUT TUNNEL FOR ASH LINE	MAR-2012
32,846	Other	THOMPSON INDUSTRIAL SERVICES LLC				6,985.19	512100	36572	PAYMENT OF INVOICE #36572--UNIT 2 AIR HEATER WASH	MAR-2012
32,847	Other	THOMPSON INDUSTRIAL SERVICES LLC				5,037.00	512100	36572	PAYMENT OF INVOICE #36572--UNIT 2 AIR HEATER WASH	MAR-2012
32,848	Other	THOMPSON INDUSTRIAL SERVICES LLC				1,842.88	513100	36575	PAYMENT OF INVOICE #36575--DEEP DRAINS CLEAR FROM EXTERIOR BOILER WASH UNIT 3	MAR-2012
32,849	Other	THOMPSON INDUSTRIAL SERVICES LLC				837.00	513100	36575	PAYMENT OF INVOICE #36575--DEEP DRAINS CLEAR FROM EXTERIOR BOILER WASH UNIT 3	MAR-2012
32,850	Other	THOMPSON INDUSTRIAL SERVICES LLC				2,843.40	511100	36576	PAYMENT OF INVOICE #36576--WASH BACKPASS & KEEP DRAINS & MUD OFF BASEMENT FLOOR U3	MAR-2012
32,851	Other	THOMPSON INDUSTRIAL SERVICES LLC				999.00	511100	36576	PAYMENT OF INVOICE #36576--WASH BACKPASS & KEEP DRAINS & MUD OFF BASEMENT FLOOR U3	MAR-2012
32,852	Other	THOMPSON INDUSTRIAL SERVICES LLC				1,118.00	512100	36577	PAYMENT OF INVOICE #36577--WATERBLASS & VACUUM ID FANS U3	MAR-2012
32,853	Other	THOMPSON INDUSTRIAL SERVICES LLC				994.40	512100	36577	PAYMENT OF INVOICE #36577--WATERBLASS & VACUUM ID FANS U3	MAR-2012
32,854	Other	THOMPSON INDUSTRIAL SERVICES LLC				2,499.16	512100	36578	PAYMENT OF INVOICE #36578--UNIT 3 BACKPASS WASH	MAR-2012
32,855	Other	THOMPSON INDUSTRIAL SERVICES LLC				1,728.00	512100	36578	PAYMENT OF INVOICE #36578--UNIT 3 BACKPASS WASH	MAR-2012
32,856	Other	THOMPSON INDUSTRIAL SERVICES LLC				3,955.27	512100	36579	PAYMENT OF INVOICE #36579--WATERBLAST & VACUUM SERVICES @UNIT 3	MAR-2012
32,857	Other	THOMPSON INDUSTRIAL SERVICES LLC				1,721.00	512100	36579	PAYMENT OF INVOICE #36579--WATERBLAST & VACUUM SERVICES @UNIT 3	MAR-2012
32,858	Other	THOMPSON INDUSTRIAL SERVICES LLC				6,134.29	512100	36580	PAYMENT OF INVOICE #36580--VACUUM DEAD AIR SPEACE & SEAL TROUGH UNIT 3	MAR-2012
32,859	Other	THOMPSON INDUSTRIAL SERVICES LLC				3,767.00	512100	36580	PAYMENT OF INVOICE #36580--VACUUM DEAD AIR SPEACE & SEAL TROUGH UNIT 3	MAR-2012
32,860	Other	THOMPSON INDUSTRIAL SERVICES LLC				11,367.69	512100	36581	PAYMENT OF INVOICE #36581--UNIT 3 BACKPASS WASH	MAR-2012
32,861	Other	THOMPSON INDUSTRIAL SERVICES LLC				4,905.50	512100	36581	PAYMENT OF INVOICE #36581--UNIT 3 BACKPASS WASH	MAR-2012
32,862	Other	THOMPSON INDUSTRIAL SERVICES LLC				9,821.63	512100	36582	PAYMENT OF INVOICE #36582--UNIT 3 AIR HEATER WASH	MAR-2012
32,863	Other	THOMPSON INDUSTRIAL SERVICES LLC				6,589.00	512100	36582	PAYMENT OF INVOICE #36582--UNIT 3 AIR HEATER WASH	MAR-2012
32,864	Other	THOMPSON INDUSTRIAL SERVICES LLC				1,733.96	512100	36027RB	PAYMENT OF INVOICE #36027RB--VACUUM BOILER SLOPE BELLEY & DEAD AIR SPACE	MAR-2012
32,865	Other	THOMPSON INDUSTRIAL SERVICES LLC				1,112.00	512100	36027RB	PAYMENT OF INVOICE #36027RB--VACUUM BOILER SLOPE BELLEY & DEAD AIR SPACE	MAR-2012
32,866	Other	THOMPSON INDUSTRIAL SERVICES LLC				6,221.81	512100	36031RB	PAYMENT OF INVOICE #36031RB--OPEN DOORS ON BOILER & VACUUM ECON HOPPERS 2/19 THRU 2/22/12	MAR-2012
32,867	Other	THOMPSON INDUSTRIAL SERVICES LLC				4,410.00	512100	36031RB	PAYMENT OF INVOICE #36031RB--OPEN DOORS ON BOILER & VACUUM ECON HOPPERS 2/19 THRU 2/22/12	MAR-2012
32,868	Other	THOROUGHbred CONTRACTORS				1,824.00	502100	000005930	PROVIDE ROOF REPAIRS & RENOVATIONS AS PER YOUR QUOTE # TB-2987 DATED 5/27/11 INCLUDING WATERPROOFING ALL PENETRATIONS	JUL-2011
32,869	Other	TIP TOP INDUSTRIAL SERVICES INC				2,500.00	512055	J701-0110-0312 Adjustment USD	TIP TOP INDUSTRIAL SERVICES INC	MAR-2012
32,870	Other	TIP TOP INDUSTRIAL SERVICES INC				5,340.00	512005	TINV05884	LABOR TO E3 EXPANSION JOINT	APR-2011
32,871	Other	TIP TOP INDUSTRIAL SERVICES INC				1,177.00	512005	TINV05884	EQUIPMENT/MATERIAL TO E3 EXPANSION JOINT	APR-2011
32,872	Other	TIP TOP INDUSTRIAL SERVICES INC				1,158.00	512100	TINV05885	REPAIR 3-1 CONVEYOR	APR-2011
32,873	Other	TIP TOP INDUSTRIAL SERVICES INC				632.78	512100	TINV05885	REPAIR 3-1 CONVEYOR	APR-2011
32,874	Other	TIP TOP INDUSTRIAL SERVICES INC				2,730.00	512100	TINV05929	LABOR FOR EMERGENCY REPAIR ON "C" BELT	MAY-2011
32,875	Other	TIP TOP INDUSTRIAL SERVICES INC				1,417.86	512100	TINV05929	EQUIPMENT/MATERIAL FOR EMERGENCY REPAIR OF "C" CONVEYOR	MAY-2011
32,876	Other	TIP TOP INDUSTRIAL SERVICES INC				2,532.00	512100	TINV05933	LABOR TO PERFORM REPAIRS TO 3J CONVEYOR BELT	MAY-2011
32,877	Other	TIP TOP INDUSTRIAL SERVICES INC				977.50	512100	TINV05933	EQUIPMENT AND MATERIAL TO PERFORM REPAIRS TO 3J CONVEYOR BELT	MAY-2011
32,878	Other	TIP TOP INDUSTRIAL SERVICES INC				2,340.00	512100	TINV05966	LABOR TO HOT VULCANIZE 3G BELT	MAY-2011
32,879	Other	TIP TOP INDUSTRIAL SERVICES INC				270.00	512100	TINV05966	EQUIPMENT/MATERIAL TO HOT VULCANIZE 3G BELT	MAY-2011
32,880	Other	TIP TOP INDUSTRIAL SERVICES INC				3,243.00	512100	TINV05967	LABOR TO REMOVE WORN LAGGING & REVULCANIZE 4G SNUB PULLEY	MAY-2011
32,881	Other	TIP TOP INDUSTRIAL SERVICES INC				2,578.00	512100	TINV05967	EQUIPMENT/MATERIAL TO REMOVE WORN LAGGING & REVULCANIZE 4G SNUB PULLEY	MAY-2011

KENTUCKY UTILITIES COMPANY
Case No. 2012- 00221
Analysis of Professional Services Expenses For the Test Year

(A)	(B)	(C)	(D)	(E)	(F)	(G)	(H)	(I)		
Line No.	Type	Vendor	Rate Case	Audit	Other	Total	Account	Invoice	Description	Period
32,882	Other	TIP TOP INDUSTRIAL SERVICES INC				6,797.50	512100	TINV05968	LABOR TO REMOVE WORN LAGGING AND RELAG 3G HEAD PULLEY	MAY-2011
32,883	Other	TIP TOP INDUSTRIAL SERVICES INC				3,932.00	512100	TINV05968	EQUIPMENT/MATERIAL TO REMOVE WORN LAGGING AND RELAG 3G HEAD PULLEY	MAY-2011
32,884	Other	TIP TOP INDUSTRIAL SERVICES INC				9,508.00	512100	TINV05969	LABOR TO REPAIR EJ10 EXPANSION JOINT	MAY-2011
32,885	Other	TIP TOP INDUSTRIAL SERVICES INC				2,635.00	512100	TINV05969	LABOR TO REPAIR FAN DISCHARGE JOINTS	MAY-2011
32,886	Other	TIP TOP INDUSTRIAL SERVICES INC				2,383.00	512100	TINV05969	EQUIPMENT/MATERIAL TO REPAIR EJ10 EXPANSION JOINT	MAY-2011
32,887	Other	TIP TOP INDUSTRIAL SERVICES INC				275.00	512100	TINV05969	EQUIPMENT/MATERIAL TO REPAIR FAN DISCHARGE JOINTS	MAY-2011
32,888	Other	TIP TOP INDUSTRIAL SERVICES INC				2,542.00	512100	TINV06088	LABOR & MATERIAL TO REPAIR 'D' BELT	Jun-2011
32,889	Other	TIP TOP INDUSTRIAL SERVICES INC				3,332.62	512100	TINV06092	EQUIPMENT/MATERIAL TO REMOVE WORK LAGGING AND REVULCANIZE D CONVEYOR PULLEY	JUL-2011
32,890	Other	TIP TOP INDUSTRIAL SERVICES INC				2,772.00	512100	TINV06092	LABOR TO REMOVE WORN LAGGING AND REVULCANIZE D CONVEYOR PULLEY	JUL-2011
32,891	Other	TIP TOP INDUSTRIAL SERVICES INC				1,360.50	512100	TINV06115	EQUIPMENT/MATERIALS TO PERFORM SERVICE WORK ON CONVEYOR BOOM BELT	Jun-2011
32,892	Other	TIP TOP INDUSTRIAL SERVICES INC				559.06	512100	TINV06115	LABOR TO PERFORM SERVICE WORK ON CONVEYOR BOOM BELT	Jun-2011
32,893	Other	TIP TOP INDUSTRIAL SERVICES INC				3,749.00	512100	TINV06119	LABOR TO INSTALL NEW REMA 1/2" LAGGING ON CONVEYOR 2H HEAD SNUB PULLEY	Jun-2011
32,894	Other	TIP TOP INDUSTRIAL SERVICES INC				1,846.00	512100	TINV06119	EQUIPMENT/MATERIAL TO INSTALL NEW REMA 1/2" LAGGING ON CONVEYOR 2H HEAD SNUB PULLEY	Jun-2011
32,895	Other	TIP TOP INDUSTRIAL SERVICES INC				2,119.08	512100	TINV06294		AUG-2011
32,896	Other	TIP TOP INDUSTRIAL SERVICES INC				6,995.00	512100	TINV06357	EQUIPMENT/MATERIAL TO REPLACE INSULATED EXPANSION JOINT BELT ON 1-C BURNER SOFA EXPANSION JOINT	AUG-2011
32,897	Other	TIP TOP INDUSTRIAL SERVICES INC				4,550.00	512100	TINV06357	LABOR TO REPLACE INSULATED EXPANSION JOINT BELT ON 1-C BURNER SOFA EXPANSION JOINT	AUG-2011
32,898	Other	TIP TOP INDUSTRIAL SERVICES INC				3,985.39	512100	TINV06367	LABOR & MATERIAL TO REPAIR EAST FEEDER BELT	SEP-2011
32,899	Other	TIP TOP INDUSTRIAL SERVICES INC				(1,405.39)	512100	TINV06367	INVOICE TINV06367	SEP-2011
32,900	Other	TIP TOP INDUSTRIAL SERVICES INC				1,656.00	512100	TINV06419	LABOR TO CHANGEOUT SB-1 CONVEYOR	SEP-2011
32,901	Other	TIP TOP INDUSTRIAL SERVICES INC				1,380.50	512100	TINV06419	EQUIPMENT/MATERIAL TO CHANGEOUT SB-1 CONVEYOR	SEP-2011
32,902	Other	TIP TOP INDUSTRIAL SERVICES INC				6,275.00	512100	TINV06420	LABOR TO RESPLICE 3J CONVEYOR BELT	SEP-2011
32,903	Other	TIP TOP INDUSTRIAL SERVICES INC				1,482.50	512100	TINV06420	EQUIPMENT/MATERIAL TO RESPLICE 3J CONVEYOR BELT	SEP-2011
32,904	Other	TIP TOP INDUSTRIAL SERVICES INC				1,569.06	512100	TINV06461	LABOR TO HOT REPAIR 1L1 CONVEYOR	SEP-2011
32,905	Other	TIP TOP INDUSTRIAL SERVICES INC				730.94	512100	TINV06461	EQUIPMENT/MATERIAL TO HOT REPAIR 1L1 CONVEYOR	SEP-2011
32,906	Other	TIP TOP INDUSTRIAL SERVICES INC				1,157.26	512100	TINV06556	EQUIPMENT/MATERIALS TO RELAG TWO (2) PULLEYS ON SAMPLE SYSTEM FEED CONVEYOR	OCT-2011
32,907	Other	TIP TOP INDUSTRIAL SERVICES INC				1,100.00	512100	TINV06556	LABOR TO RELAG TWO (2) PULLEYS ON SAMPLE SYSTEM FEED CONVEYOR	OCT-2011
32,908	Other	TIP TOP INDUSTRIAL SERVICES INC				1,435.00	512100	TINV06558	LABOR TO REPAIR 1L4 CONVEYOR	OCT-2011
32,909	Other	TIP TOP INDUSTRIAL SERVICES INC				711.85	512100	TINV06558	EQUIPMENT/MATERIAL TO REPAIR 1L4 CONVEYOR	OCT-2011
32,910	Other	TIP TOP INDUSTRIAL SERVICES INC				1,562.50	512100	TINV06559	LABOR FOR REPAIR OF THE 1L4 (SECOND TRIP)	OCT-2011
32,911	Other	TIP TOP INDUSTRIAL SERVICES INC				730.94	512100	TINV06559	EQUIPMENT & MATERIAL FOR REPAIR OF 1L4	OCT-2011
32,912	Other	TIP TOP INDUSTRIAL SERVICES INC				2,172.00	512100	TINV06640	REPAIR CONVEYOR SMALL STACKER BELT	NOV-2011
32,913	Other	TIP TOP INDUSTRIAL SERVICES INC				1,042.00	512100	TINV06640	REPAIR CONVEYOR SMALL STACKER BELT	NOV-2011
32,914	Other	TIP TOP INDUSTRIAL SERVICES INC				3,219.00	512100	TINV06708	LABOR TO REMOVE 2N6 OLD BELT, INSTALL NEW BELT AND VULCANIZE SPLICE 36" WIDE 3 PLY	NOV-2011
32,915	Other	TIP TOP INDUSTRIAL SERVICES INC				889.50	512100	TINV06708	EQUIPMENT & MATERIALS TO REMOVE 2N6 OLD BELT, INSTALL NEW BELT AND VULCANIZE SPLICE 36" WIDE 3 PLY	NOV-2011
32,916	Other	TIP TOP INDUSTRIAL SERVICES INC				3,009.00	512100	TINV06709	LABOR FOR CHANGEOUT OF 2N3 CONVEYOR	NOV-2011
32,917	Other	TIP TOP INDUSTRIAL SERVICES INC				970.00	512100	TINV06709	EQUIPMENT & MATERIAL FOR CHANGEOUT OF 2N3 CONVEYOR	NOV-2011
32,918	Other	TIP TOP INDUSTRIAL SERVICES INC				1,575.00	512100	TINV06768	EQUIPMENT & MATERIAL TO INSTALL STAINLESS STEEL CLEATS ON 3G MAGNETIC SEPARATOR BELT	Dec-2011
32,919	Other	TIP TOP INDUSTRIAL SERVICES INC				400.00	512100	TINV06768	LABOR TO INSTALL STAINLESS STEEL CLEATS ON 3G MAGNETIC SEPARATOR BELT	Dec-2011
32,920	Other	TIP TOP INDUSTRIAL SERVICES INC				1,825.00	512100	TINV06769	LABOR TO REPLACE AND VULCANIZE SPLICE SB3 SAMPLE BELT	Dec-2011
32,921	Other	TIP TOP INDUSTRIAL SERVICES INC				935.00	512100	TINV06769	EQUIPMENT AND MATERIAL TO REPLACE AND VULCANIZE SPLICE SB3 SAMPLE BELT	Dec-2011
32,922	Other	TIP TOP INDUSTRIAL SERVICES INC				3,552.00	512100	TINV06828	LABOR TO RESPLICE 3G CONVEYOR	Dec-2011
32,923	Other	TIP TOP INDUSTRIAL SERVICES INC				1,178.00	512100	TINV06828	EQUIPMENT/MATERIALS TO RESPLICE 3G CONVEYOR	Dec-2011
32,924	Other	TIP TOP INDUSTRIAL SERVICES INC				3,012.00	512100	TINV06880	LABOR TO REMOVE DAMAGED BELT AND RESPLICE	Jan-2012
32,925	Other	TIP TOP INDUSTRIAL SERVICES INC				1,234.31	512100	TINV06880	EQUIPMENT/MATERIAL TO REMOVE DAMAGED BELT AND RESPLICE	Jan-2012

KENTUCKY UTILITIES COMPANY
Case No. 2012- 00221
Analysis of Professional Services Expenses For the Test Year

(A)	(B)	(C)	(D)	(E)	(F)	(G)	(H)	(I)		
Line No.	Type	Vendor	Rate Case	Audit	Other	Total	Account	Invoice	Description	Period
32,926	Other	TIP TOP INDUSTRIAL SERVICES INC				2,282.50	512100	TINV06946	LABOR TO SUPPLY BELT, INSTALL, AND VULCANIZE SPLICE BELT AT SAMPLE SYSTEM	Feb-2012
32,927	Other	TIP TOP INDUSTRIAL SERVICES INC				1,749.20	512100	TINV06946	EQUIPMENT/MATERIAL TO SUPPLY BELT, INSTALL, AND VULCANIZE SPLICE BELT AT SAMPLE SYSTEM	Feb-2012
32,928	Other	TIP TOP INDUSTRIAL SERVICES INC				3,176.20	512100	TINV06969	LABOR & MATERIAL TO REPAIR 'B' BELT - STRETCHED OUT TOO FAR	Feb-2012
32,929	Other	TIP TOP INDUSTRIAL SERVICES INC				3,075.00	512005	TINV06970	LABOR TO REMOVE EXISTING LAGGING AND REVULCANIZE WITH 1/2" THICK REMA LAGGING ON L2 DRIVE PULLEY	Feb-2012
32,930	Other	TIP TOP INDUSTRIAL SERVICES INC				1,604.00	512005	TINV06970	EQUIPMENT/MATERIAL TO REMOVE EXISTING LAGGING AND REVULCANIZE WITH 1/2" THICK REMA LAGGING ON L2 DRIVE PULLEY	Feb-2012
32,931	Other	TIP TOP INDUSTRIAL SERVICES INC				2,162.00	512100	TINV07008	LABOR & MATERIAL TO REPAIR TEAR IN 'B' BELT	MAR-2012
32,932	Other	TIP TOP INDUSTRIAL SERVICES INC				1,214.20	512100	TINV07008	LABOR & MATERIAL TO REPAIR TEAR IN 'B' BELT	MAR-2012
32,933	Other	TIP TOP INDUSTRIAL SERVICES INC				6,904.00	512100	TINV07054	LABOR TO REPLACE 1D BURNER SOFA EXPANSION JOINT	MAR-2012
32,934	Other	TIP TOP INDUSTRIAL SERVICES INC				886.00	512100	TINV07054	MATERIAL/EQUIPMENT TO REPLACE 1D BURNER SOFA EXPANSION JOINT	MAR-2012
32,935	Other	TIP TOP INDUSTRIAL SERVICES INC				14,514.00	512055	TINV07067	LABOR FOR U1 FGD INLET DUCT EXPANSION JOINT	MAR-2012
32,936	Other	TIP TOP INDUSTRIAL SERVICES INC				2,746.00	512055	TINV07067	EQUIPMENT/MATERIALS FOR U1 FGD INLET DUCT EXPANSION JOINT	MAR-2012
32,937	Other	TIP TOP INDUSTRIAL SERVICES INC				7,580.00	512055	TINV07120	LABOR FOR U1 FGD INLET DUCT E3 EXPANSION JOINT	MAR-2012
32,938	Other	TIP TOP INDUSTRIAL SERVICES INC				1,660.00	512055	TINV07120	EQUIPMENT/MATERIAL FOR U1 FGD INLET DUCT E3 EXPANSION JOINT	MAR-2012
32,939	Other	TIPS INC				2,367.00	514100	110712040	LOGMATE EXTENDED SUPPORT SUBSCRIPTION FOR EXISTING LICENSE ANNUAL LOGMATE SOFTWARE SUPPORT AND MAINTENANCE RELEASES, TIPSVIEW KEY 1626	SEP-2011
32,940	Other	TIPS INC				2,244.00	553100	110712040	LOGMATE EXTENDED SUPPORT SUBSCRIPTION FOR EXISTING LICENSE ANNUAL LOGMATE SOFTWARE SUPPORT AND MAINTENANCE RELEASES, KEY 1937 (FOR CT)	SEP-2011
32,941	Other	TIPS INC				1,897.50	514100	110712040	LOGMATE EXTENDED SUPPORT SUBSCRIPTION FOR EXISTING LICENSE ANNUAL LOGMATE SOFTWARE SUPPORT AND MAINTENANCE RELEASES, CAPTURE KEY 1603	SEP-2011
32,942	Other	TODAYS OFFICE PROFESSIONALS				4,069.92	923100	8932203	TEMP SERVICES AT ONE QUALITY BUILDING	APR-2011
32,943	Other	TODAYS OFFICE PROFESSIONALS				171.40	923100	9052788	TEMP SERVICES AT ONE QUALITY BUILDING	APR-2011
32,944	Other	TODAYS OFFICE PROFESSIONALS				163.95	903930	9197427	Today's Office Professionals - to pay contract labor	APR-2011
32,945	Other	TODAYS OFFICE PROFESSIONALS				52,062.54	903930	9222423	Today's Office Professionals - to pay contract labor	APR-2011
32,946	Other	TODAYS OFFICE PROFESSIONALS				1,498.82	500900	9246826	TUMMONDS: TODAYS: Contract Administrative work for Generation Engineering 2011 Q1	APR-2011
32,947	Other	TODAYS OFFICE PROFESSIONALS				48,650.61	903930	9246831	Today's Office Professionals - to pay contract labor	APR-2011
32,948	Other	TODAYS OFFICE PROFESSIONALS				928.91	903930	9247302	Today's Office Professionals - to pay contract labor	APR-2011
32,949	Other	TODAYS OFFICE PROFESSIONALS				1,543.61	903930	9247304	Today's Office Professionals - to pay contract labor	APR-2011
32,950	Other	TODAYS OFFICE PROFESSIONALS				1,682.53	500900	9343396	TUMMONDS: TODAYS: Contract Administrative work for Generation Engineering 2011 Q1	MAY-2011
32,951	Other	TODAYS OFFICE PROFESSIONALS				53,749.67	903930	9343401	Today's Office Professionals - to pay contract labor	Jun-2011
32,952	Other	TODAYS OFFICE PROFESSIONALS				450.58	903930	9343748	Today's Office Professionals - to pay contract labor	Jun-2011
32,953	Other	TODAYS OFFICE PROFESSIONALS				1,451.29	903930	9343749	Today's Office Professionals - to pay contract labor	Jun-2011
32,954	Other	TODAYS OFFICE PROFESSIONALS				106.67	921903	9343813	Temp help for misc project work -- Safety Summit package distribution and using excel to compile information on items in storage at Iron Mountain	MAY-2011
32,955	Other	TODAYS OFFICE PROFESSIONALS				91.46	580100	9343813	Temp help for misc project work -- Safety Summit package distribution and using excel to compile information on items in storage at Iron Mountain	MAY-2011
32,956	Other	TODAYS OFFICE PROFESSIONALS				91.46	921902	9343813	Temp help for misc project work -- Safety Summit package distribution and using excel to compile information on items in storage at Iron Mountain	MAY-2011
32,957	Other	TODAYS OFFICE PROFESSIONALS				217.08	903930	9343868	Today's Office Professionals - to pay contract labor	Jun-2011
32,958	Other	TODAYS OFFICE PROFESSIONALS				1,847.72	500900	9460920	TODAYS STAFFING: GEN ENG CONTRACT ADMIN SUPPORT: CHAPMAN Q3	Jun-2011
32,959	Other	TODAYS OFFICE PROFESSIONALS				1,873.05	903930	9461271	Today's Office Professionals - to pay contract labor	Jun-2011
32,960	Other	TODAYS OFFICE PROFESSIONALS				1,063.69	903930	9461386	Today's Office Professionals - to pay contract labor	Jun-2011
32,961	Other	TODAYS OFFICE PROFESSIONALS				60,993.35	903930	9509696	Today's Office Professionals - to pay contract labor	Jun-2011
32,962	Other	TODAYS OFFICE PROFESSIONALS				1,634.42	500900	9559002	TODAYS STAFFING: GEN ENG CONTRACT ADMIN SUPPORT: CHAPMAN Q3	JUL-2011
32,963	Other	TODAYS OFFICE PROFESSIONALS				49,515.32	903930	9559007	Today's Office Professionals - to pay contract labor	JUL-2011
32,964	Other	TODAYS OFFICE PROFESSIONALS				477.58	903930	9559259	Today's Office Professionals - to pay contract labor	JUL-2011
32,965	Other	TODAYS OFFICE PROFESSIONALS				1,883.74	500900	9682975	TODAYS STAFFING: GEN ENG CONTRACT ADMIN SUPPORT: CHAPMAN Q3	AUG-2011
32,966	Other	TODAYS OFFICE PROFESSIONALS				53,936.61	903930	9682976	Today's Office Professionals - to pay contract labor	AUG-2011
32,967	Other	TODAYS OFFICE PROFESSIONALS				91.17	903930	9683188	Today's Office Professionals - to pay contract labor	AUG-2011
32,968	Other	TODAYS OFFICE PROFESSIONALS				2,522.02	903930	9683655	Today's Office Professionals - to pay contract labor	AUG-2011
32,969	Other	TODAYS OFFICE PROFESSIONALS				1,411.81	500900	9785488	TODAYS OFFICE PROFESSIONALS - CHAPMAN - Temporary Contract Labor for Generation Engineering Department.	SEP-2011

KENTUCKY UTILITIES COMPANY
Case No. 2012- 00221
Analysis of Professional Services Expenses For the Test Year

(A)	(B)	(C)	(D)	(E)	(F)	(G)	(H)	(I)		
Line No.	Type	Vendor	Rate Case	Audit	Other	Total	Account	Invoice	Description	Period
32,970	Other	TODAYS OFFICE PROFESSIONALS				22,065.31	903930	9785489	Today's Office Professionals - to pay contract labor	OCT-2011
32,971	Other	TODAYS OFFICE PROFESSIONALS				403.95	903930	9785636	Today's Office Professionals - to pay contract labor	OCT-2011
32,972	Other	TODAYS OFFICE PROFESSIONALS				10,098.20	903930	9786025	Today's Office Professionals - to pay contract labor	OCT-2011
32,973	Other	TODAYS OFFICE PROFESSIONALS				21,774.52	903930	9786077	Today's Office Professionals - to pay contract labor	SEP-2011
32,974	Other	TODAYS OFFICE PROFESSIONALS				540.00	903930	9816911	Today's Office Professionals - to pay contract labor	OCT-2011
32,975	Other	TODAYS OFFICE PROFESSIONALS				675.00	903930	9890635	Today's Office Professionals - to pay contract labor	OCT-2011
32,976	Other	TODAYS OFFICE PROFESSIONALS				1,287.27	500900	9892551	TODAYS OFFICE PROFESSIONALS - CHAPMAN - Temporary Contract Labor for Generation Engineering Department.	NOV-2011
32,977	Other	TODAYS OFFICE PROFESSIONALS				10,165.86	903930	9892593	Today's Office Professionals - to pay contract labor	OCT-2011
32,978	Other	TODAYS OFFICE PROFESSIONALS				782.03	903930	9892650	Today's Office Professionals - to pay contract labor	OCT-2011
32,979	Other	TODAYS OFFICE PROFESSIONALS				10,469.76	903930	9893005	Today's Office Professionals - to pay contract labor	OCT-2011
32,980	Other	TODAYS OFFICE PROFESSIONALS				25,898.15	903930	9893051	Today's Office Professionals - to pay contract labor	OCT-2011
32,981	Other	TODAYS OFFICE PROFESSIONALS				83.08	908005	9893273	A/C Data Entry (9/26/11-10/02/11) - Tracy Paul	NOV-2011
32,982	Other	TODAYS OFFICE PROFESSIONALS				1,823.51	500900	10049831	TODAYS OFFICE PROFESSIONALS - CHAPMAN - Temporary Contract Labor for Generation Engineering Department.	Dec-2011
32,983	Other	TODAYS OFFICE PROFESSIONALS				1,076.54	903930	10049930	Today's Office Professionals - to pay contract labor	NOV-2011
32,984	Other	TODAYS OFFICE PROFESSIONALS				10,186.43	903930	10050319	Today's Office Professionals - to pay contract labor	NOV-2011
32,985	Other	TODAYS OFFICE PROFESSIONALS				30,408.21	903930	10050371	Today's Office Professionals - to pay contract labor	NOV-2011
32,986	Other	TODAYS OFFICE PROFESSIONALS				986.58	908005	10050676	A/C & Com Audit Data Entry (10/03/11-11/06/11) - Tracy Paul (Invoice # 10050676)	Dec-2011
32,987	Other	TODAYS OFFICE PROFESSIONALS				986.58	908005	10050676	A/C & Com Audit Data Entry (10/03/11-11/06/11) - Tracy Paul (Invoice # 10050676)	Dec-2011
32,988	Other	TODAYS OFFICE PROFESSIONALS				14,715.44	903930	10077770	Today's Office Professionals - to pay contract labor	Dec-2011
32,989	Other	TODAYS OFFICE PROFESSIONALS				1,177.41	500900	10161558	TODAYS OFFICE PROFESSIONALS - CHAPMAN - Temporary Contract Labor for Generation Engineering Department.	Dec-2011
32,990	Other	TODAYS OFFICE PROFESSIONALS				310.73	500900	10161558	TODAYS STAFFING: GEN ENG CONTRACT ADMIN SUPPORT: CHAPMAN Q3	Dec-2011
32,991	Other	TODAYS OFFICE PROFESSIONALS				30,171.40	903930	10161635	Today's Office Professionals - to pay contract labor	Dec-2011
32,992	Other	TODAYS OFFICE PROFESSIONALS				789.99	903930	10161636	Today's Office Professionals - to pay contract labor	Dec-2011
32,993	Other	TODAYS OFFICE PROFESSIONALS				5,881.70	903930	10161925	Today's Office Professionals - to pay contract labor	Dec-2011
32,994	Other	TODAYS OFFICE PROFESSIONALS				1,604.41	903930	10162012	Today's Office Professionals - to pay contract labor	Dec-2011
32,995	Other	TODAYS OFFICE PROFESSIONALS				675.03	908005	10162199	Invoice # 10162199 for Tracy Paul's time in Energy Efficiency	Jan-2012
32,996	Other	TODAYS OFFICE PROFESSIONALS				675.03	908005	10162199	Invoice # 10162199 for Tracy Paul's time in Energy Efficiency	Jan-2012
32,997	Other	TODAYS OFFICE PROFESSIONALS				1,361.11	500900	10268333	TODAYS OFFICE PROFESSIONALS - CHAPMAN - TEMPORARY CONTRACT LABOR FOR THE GENERATION ENGINEERING DEPARTMENT FOR 2012.	Jan-2012
32,998	Other	TODAYS OFFICE PROFESSIONALS				28,945.59	903930	10268398	Today's Office Professionals - to pay contract labor	Jan-2012
32,999	Other	TODAYS OFFICE PROFESSIONALS				853.68	903930	10268399	Today's Office Professionals - to pay contract labor	Jan-2012
33,000	Other	TODAYS OFFICE PROFESSIONALS				5,910.30	903930	10268669	Today's Office Professionals - to pay contract labor	Jan-2012
33,001	Other	TODAYS OFFICE PROFESSIONALS				1,584.55	903930	10268748	Today's Office Professionals - to pay contract labor	Jan-2012
33,002	Other	TODAYS OFFICE PROFESSIONALS				1,049.72	908005	10268909	Invoice # 10268909 for temporary services - Tracy Paul	Feb-2012
33,003	Other	TODAYS OFFICE PROFESSIONALS				359.11	908005	10268909	Invoice # 10268909 for temporary services - Tracy Paul	Feb-2012
33,004	Other	TODAYS OFFICE PROFESSIONALS				1,933.54	500900	10410138	TODAYS OFFICE PROFESSIONALS - CHAPMAN - TEMPORARY CONTRACT LABOR FOR THE GENERATION ENGINEERING DEPARTMENT FOR 2012.	Feb-2012
33,005	Other	TODAYS OFFICE PROFESSIONALS				34,265.67	903930	10410187	Today's Office Professionals - to pay contract labor	Feb-2012
33,006	Other	TODAYS OFFICE PROFESSIONALS				1,058.64	903930	10410188	Today's Office Professionals - to pay contract labor	Feb-2012
33,007	Other	TODAYS OFFICE PROFESSIONALS				7,640.36	903930	10410310	Today's Office Professionals - to pay contract labor	Feb-2012
33,008	Other	TODAYS OFFICE PROFESSIONALS				2,022.12	903930	10410344	Today's Office Professionals - to pay contract labor	Feb-2012
33,009	Other	TODAYS OFFICE PROFESSIONALS				588.60	903930	10439466	Today's Office Professionals - to pay contract labor	MAR-2012
33,010	Other	TODAYS OFFICE PROFESSIONALS				1,480.85	500900	10514014	TODAYS OFFICE PROFESSIONALS - CHAPMAN - TEMPORARY CONTRACT LABOR FOR THE GENERATION ENGINEERING DEPARTMENT FOR 2012.	MAR-2012
33,011	Other	TODAYS OFFICE PROFESSIONALS				24,814.93	903930	10514033	Today's Office Professionals - to pay contract labor	MAR-2012
33,012	Other	TODAYS OFFICE PROFESSIONALS				815.86	903930	10514034	Today's Office Professionals - to pay contract labor	MAR-2012
33,013	Other	TODAYS OFFICE PROFESSIONALS				5,813.75	903930	10514035	Today's Office Professionals - to pay contract labor	MAR-2012
33,014	Other	TODAYS OFFICE PROFESSIONALS				1,768.79	903930	10514036	Today's Office Professionals - to pay contract labor	MAR-2012
33,015	Other	TODAYS OFFICE PROFESSIONALS				(40,273.00)	903030		Today's Office Professional	APR-2011
33,016	Other	TOLEMAN, E CLARK				2,500.00	588900		Reverses *J703-0020-0311 Adjustment USD ECLARK032112	MAR-2012
33,017	Other	TOLEMAN, E CLARK				1,500.00	588900	TOLEMA020812	Per Randy Magallon - payment to invoice dated 02/08/2012 for Market Analysis regarding Versailles KY Substation Site US 60 & Payne's Mill Road.	Feb-2012
33,018	Other	TOWNSEND TREE SERVICE COMPANY INC				1,012.38	598100	19342	INVOICE NO. 1-9342 - LABOR	APR-2011
33,019	Other	TOWNSEND TREE SERVICE COMPANY INC				151.80	598100	19342	INVOICE NO. 1-9342 - EQUIP	APR-2011
33,020	Other	TOWNSEND TREE SERVICE COMPANY INC				498.06	598100	19345	INVOICE NO. 1-9345 - LABOR	APR-2011

KENTUCKY UTILITIES COMPANY
Case No. 2012- 00221
Analysis of Professional Services Expenses For the Test Year

(A)	(B)	(C)	(D)	(E)	(F)	(G)	(H)	(I)		
Line No.	Type	Vendor	Rate Case	Audit	Other	Total	Account	Invoice	Description	Period
33,021	Other	TOWNSEND TREE SERVICE COMPANY INC				99.45	598100	19345	INVOICE NO. 1-9345 - equip	APR-2011
33,022	Other	TOWNSEND TREE SERVICE COMPANY INC				231.10	593004	19357	PROJ# 132583- HAZARD CREWS LABOR 301	Jun-2011
33,023	Other	TOWNSEND TREE SERVICE COMPANY INC				289.11	935391	19361	INVOICE NO. 1-9361 - LABOR	APR-2011
33,024	Other	TOWNSEND TREE SERVICE COMPANY INC				36.15	935391	19361	INVOICE NO. 1-9361 - EQUIP	APR-2011
33,025	Other	TOWNSEND TREE SERVICE COMPANY INC				380.22	593002	19380	INVOICE NO. 1-9380 - LABOR	APR-2011
33,026	Other	TOWNSEND TREE SERVICE COMPANY INC				31.95	593002	19380	INVOICE NO. 1-9380 - EQUIP	APR-2011
33,027	Other	TOWNSEND TREE SERVICE COMPANY INC				8,073.00	593004	19393	PROJ# 132636- ROUTINE CREWS LABOR 301	APR-2011
33,028	Other	TOWNSEND TREE SERVICE COMPANY INC				1,843.50	593004	19393	PROJ# 132636- ROUTINE CREWS EQUIP. 303	APR-2011
33,029	Other	TOWNSEND TREE SERVICE COMPANY INC				270.00	593004	19396	EQUIP-303	APR-2011
33,030	Other	TOWNSEND TREE SERVICE COMPANY INC				270.00	593004	19397	EQUIP-303	APR-2011
33,031	Other	TOWNSEND TREE SERVICE COMPANY INC				270.00	593004	19398	EQUIP-303	APR-2011
33,032	Other	TOWNSEND TREE SERVICE COMPANY INC				360.00	593004	19399	EQUIP-303	APR-2011
33,033	Other	TOWNSEND TREE SERVICE COMPANY INC				180.00	593004	19400	PROJ# 132583- HAZARD CREWS EQUIP. 303	JUL-2011
33,034	Other	TOWNSEND TREE SERVICE COMPANY INC				360.00	593004	19401	EQUIP-303	APR-2011
33,035	Other	TOWNSEND TREE SERVICE COMPANY INC				90.00	593004	19402	PROJ# 132583- HAZARD CREWS EQUIP. 303	MAY-2011
33,036	Other	TOWNSEND TREE SERVICE COMPANY INC				483.80	593004	19414	PROJ# 132636- ROUTINE CREWS LABOR 301	MAY-2011
33,037	Other	TOWNSEND TREE SERVICE COMPANY INC				158.50	593004	19414	PROJ# 132636- ROUTINE CREWS EQUIP. 303	MAY-2011
33,038	Other	TOWNSEND TREE SERVICE COMPANY INC				1,826.16	593004	19426	INVOICE NO. 1-9426 - LABOR	MAY-2011
33,039	Other	TOWNSEND TREE SERVICE COMPANY INC				246.00	593004	19426	INVOICE NO. 1-9426 - EQUIP	MAY-2011
33,040	Other	TOWNSEND TREE SERVICE COMPANY INC				1,217.65	593004	19437	INVOICE NO. 1-9437 - LABOR	MAY-2011
33,041	Other	TOWNSEND TREE SERVICE COMPANY INC				249.40	593004	19437	INVOICE NO. 1-9437 - EQUIP	MAY-2011
33,042	Other	TOWNSEND TREE SERVICE COMPANY INC				519.15	593004	19450	INVOICE NO. 1-9450 - LABOR	MAY-2011
33,043	Other	TOWNSEND TREE SERVICE COMPANY INC				134.73	593004	19450	INVOICE NO. 1-9450 - EQUIP	MAY-2011
33,044	Other	TOWNSEND TREE SERVICE COMPANY INC				2,935.08	593004	19452	PROJ# 132636- ROUTINE CREWS LABOR 301	MAY-2011
33,045	Other	TOWNSEND TREE SERVICE COMPANY INC				330.15	593004	19452	PROJ# 132636- ROUTINE CREWS EQUIP. 303	MAY-2011
33,046	Other	TOWNSEND TREE SERVICE COMPANY INC				1,255.73	593004	19467	LABOR-301	MAY-2011
33,047	Other	TOWNSEND TREE SERVICE COMPANY INC				2,729.38	593004	19468	LABOR-301	MAY-2011
33,048	Other	TOWNSEND TREE SERVICE COMPANY INC				6,963.80	593004	19469	LABOR-301	MAY-2011
33,049	Other	TOWNSEND TREE SERVICE COMPANY INC				12,787.29	593004	19470	LABOR-301	MAY-2011
33,050	Other	TOWNSEND TREE SERVICE COMPANY INC				1,886.74	593004	19472	LABOR-301	MAY-2011
33,051	Other	TOWNSEND TREE SERVICE COMPANY INC				1,396.95	593004	19478	INVOICE NO. 1-9478 - LABOR	MAY-2011
33,052	Other	TOWNSEND TREE SERVICE COMPANY INC				263.10	593004	19478	INVOICE NO. 1-9478 - EQUIP	MAY-2011
33,053	Other	TOWNSEND TREE SERVICE COMPANY INC				240.10	593004	19498	PROJ# 132636- ROUTINE CREWS LABOR 301	JUL-2011
33,054	Other	TOWNSEND TREE SERVICE COMPANY INC				79.25	593004	19498	PROJ# 132636- ROUTINE CREWS EQUIP. 303	JUL-2011
33,055	Other	TOWNSEND TREE SERVICE COMPANY INC				2,909.10	593004	19503	PROJ# 132636- ROUTINE CREWS LABOR 301	SEP-2011
33,056	Other	TOWNSEND TREE SERVICE COMPANY INC				869.60	593004	19503	PROJ# 132636- ROUTINE CREWS EQUIP. 303	SEP-2011
33,057	Other	TOWNSEND TREE SERVICE COMPANY INC				10,352.52	593004	19514	EQUIP-303	MAY-2011
33,058	Other	TOWNSEND TREE SERVICE COMPANY INC				7,367.75	593004	19515	EQUIP-303	JUL-2011
33,059	Other	TOWNSEND TREE SERVICE COMPANY INC				7,673.80	593004	19516	EQUIP-303	JUL-2011
33,060	Other	TOWNSEND TREE SERVICE COMPANY INC				8,317.63	593004	19517	EQUIP-303	MAY-2011
33,061	Other	TOWNSEND TREE SERVICE COMPANY INC				6,984.23	593004	19519	EQUIP-303	MAY-2011
33,062	Other	TOWNSEND TREE SERVICE COMPANY INC				4,194.00	593004	19520	PROJ# 132583- HAZARD CREWS EQUIP. 303	Jun-2011
33,063	Other	TOWNSEND TREE SERVICE COMPANY INC				8,153.85	593004	19521	PROJ# 132583- HAZARD CREWS EQUIP. 303	OCT-2011
33,064	Other	TOWNSEND TREE SERVICE COMPANY INC				281.16	593001	19545	INVOICE NO. 1-9545 - labor	JUL-2011
33,065	Other	TOWNSEND TREE SERVICE COMPANY INC				63.40	593001	19545	INVOICE NO. 1-9545 - equip	JUL-2011
33,066	Other	TOWNSEND TREE SERVICE COMPANY INC				1,037.42	593004	19558	INVOICE NO. 1-9558 - LABOR	Jun-2011
33,067	Other	TOWNSEND TREE SERVICE COMPANY INC				299.30	593004	19558	INVOICE NO. 1-9558 - EQUIP	Jun-2011
33,068	Other	TOWNSEND TREE SERVICE COMPANY INC				159.24	582100	19560	INVOICE NO. 1-9560 - LABOR	Jun-2011
33,069	Other	TOWNSEND TREE SERVICE COMPANY INC				47.55	582100	19560	INVOICE NO. 1-9560 - EQUIP	Jun-2011
33,070	Other	TOWNSEND TREE SERVICE COMPANY INC				4,387.35	593004	19574	LABOR-301	AUG-2011
33,071	Other	TOWNSEND TREE SERVICE COMPANY INC				710.25	593004	19574	EQUIP-303	AUG-2011
33,072	Other	TOWNSEND TREE SERVICE COMPANY INC				563.46	593004	19575	PROJ# 132636- ROUTINE CREWS LABOR 301	JUL-2011
33,073	Other	TOWNSEND TREE SERVICE COMPANY INC				72.30	593004	19575	PROJ# 132636- ROUTINE CREWS EQUIP. 303	JUL-2011
33,074	Other	TOWNSEND TREE SERVICE COMPANY INC				483.80	593004	19578	PROJ# 132636- ROUTINE CREWS LABOR 301	JUL-2011
33,075	Other	TOWNSEND TREE SERVICE COMPANY INC				158.50	593004	19578	PROJ# 132636- ROUTINE CREWS EQUIP. 303	JUL-2011
33,076	Other	TOWNSEND TREE SERVICE COMPANY INC				743.12	593004	19580	PROJ# 132636- ROUTINE CREWS LABOR 301	Jun-2011
33,077	Other	TOWNSEND TREE SERVICE COMPANY INC				85.20	593004	19580	PROJ# 132636- ROUTINE CREWS EQUIP. 303	Jun-2011
33,078	Other	TOWNSEND TREE SERVICE COMPANY INC				5,938.52	593004	19588	PROJ# 132636- ROUTINE CREWS LABOR 301	Jun-2011
33,079	Other	TOWNSEND TREE SERVICE COMPANY INC				985.80	593004	19588	PROJ# 132636- ROUTINE CREWS EQUIP. 303	Jun-2011
33,080	Other	TOWNSEND TREE SERVICE COMPANY INC				768.00	593004	19600	INVOICE NO. 1-9600- LABOR	Jun-2011

KENTUCKY UTILITIES COMPANY
Case No. 2012- 00221
Analysis of Professional Services Expenses For the Test Year

(A)	(B)	(C)	(D)	(E)	(F)	(G)	(H)	(I)		
Line No.	Type	Vendor	Rate Case	Audit	Other	Total	Account	Invoice	Description	Period
33,081	Other	TOWNSEND TREE SERVICE COMPANY INC				157.30	593004	19600	INVOICE NO. 1-9600- EQUIP	Jun-2011
33,082	Other	TOWNSEND TREE SERVICE COMPANY INC				463.01	593004	19601	INVOICE NO. 1-9601 - LABOR	Jun-2011
33,083	Other	TOWNSEND TREE SERVICE COMPANY INC				94.83	593004	19601	INVOICE NO. 1-9601 - EQUIP	Jun-2011
33,084	Other	TOWNSEND TREE SERVICE COMPANY INC				939.96	593004	19640	LABOR-301	JUL-2011
33,085	Other	TOWNSEND TREE SERVICE COMPANY INC				432.00	593004	19640	EQUIP-303	JUL-2011
33,086	Other	TOWNSEND TREE SERVICE COMPANY INC				1,087.46	593004	19664	LABOR-301	JUL-2011
33,087	Other	TOWNSEND TREE SERVICE COMPANY INC				357.10	593004	19664	EQUIP-303	JUL-2011
33,088	Other	TOWNSEND TREE SERVICE COMPANY INC				910.00	593004	19666	PROJ# 132635- MID CYCLE CREWS LABOR 301	JUL-2011
33,089	Other	TOWNSEND TREE SERVICE COMPANY INC				317.00	593004	19666	PROJ# 132635- MID CYCLE CREWS EQUIP. 303	JUL-2011
33,090	Other	TOWNSEND TREE SERVICE COMPANY INC				1,284.12	593004	19669	PROJ# 132635- MID CYCLE CREWS LABOR 301	JUL-2011
33,091	Other	TOWNSEND TREE SERVICE COMPANY INC				405.00	593004	19669	PROJ# 132635- MID CYCLE CREWS EQUIP. 303	JUL-2011
33,092	Other	TOWNSEND TREE SERVICE COMPANY INC				5,788.80	593004	19670	PROJ# 132583- HAZARD CREWS LABOR 301	JUL-2011
33,093	Other	TOWNSEND TREE SERVICE COMPANY INC				1,211.40	593004	19670	PROJ# 132583- HAZARD CREWS EQUIP. 303	JUL-2011
33,094	Other	TOWNSEND TREE SERVICE COMPANY INC				1,698.59	593004	19672	INVOICE NO. 1-9672 - LABOR	JUL-2011
33,095	Other	TOWNSEND TREE SERVICE COMPANY INC				156.65	593004	19672	INVOICE NO. 1-9672 - EQUIP	JUL-2011
33,096	Other	TOWNSEND TREE SERVICE COMPANY INC				748.50	593004	19679	PROJ# 132583- HAZARD CREWS LABOR 301	JUL-2011
33,097	Other	TOWNSEND TREE SERVICE COMPANY INC				158.50	593004	19679	PROJ# 132636- ROUTINE CREWS EQUIP. 303	JUL-2011
33,098	Other	TOWNSEND TREE SERVICE COMPANY INC				10,564.60	593001	19691	INVOICE NO. 1-9691 - LABOR	JUL-2011
33,099	Other	TOWNSEND TREE SERVICE COMPANY INC				927.85	593001	19691	INVOICE NO. 1-9691 - EQUIP	JUL-2011
33,100	Other	TOWNSEND TREE SERVICE COMPANY INC				773.44	593004	19701	LABOR-301	JUL-2011
33,101	Other	TOWNSEND TREE SERVICE COMPANY INC				270.00	593004	19703	EQUIP-303	JUL-2011
33,102	Other	TOWNSEND TREE SERVICE COMPANY INC				270.00	593004	19704	EQUIP-303	JUL-2011
33,103	Other	TOWNSEND TREE SERVICE COMPANY INC				270.00	593004	19705	EQUIP-303	JUL-2011
33,104	Other	TOWNSEND TREE SERVICE COMPANY INC				360.00	593004	19706	EQUIP-303	JUL-2011
33,105	Other	TOWNSEND TREE SERVICE COMPANY INC				180.00	593004	19707	PROJ# 132583- HAZARD CREWS EQUIP. 303	JUL-2011
33,106	Other	TOWNSEND TREE SERVICE COMPANY INC				360.00	593004	19708	EQUIP-303	JUL-2011
33,107	Other	TOWNSEND TREE SERVICE COMPANY INC				90.00	593004	19709	PROJ# 132583- HAZARD CREWS EQUIP. 303	AUG-2011
33,108	Other	TOWNSEND TREE SERVICE COMPANY INC				288.00	593004	19715	INVOICE NO. 1-9715 - LABOR	AUG-2011
33,109	Other	TOWNSEND TREE SERVICE COMPANY INC				30.20	593004	19715	INVOICE NO. 1-9715 - EQUIP	AUG-2011
33,110	Other	TOWNSEND TREE SERVICE COMPANY INC				480.20	593004	19759	LABOR-301	SEP-2011
33,111	Other	TOWNSEND TREE SERVICE COMPANY INC				3,643.25	593004	19761	PROJ# 132635- MID CYCLE CREWS LABOR 301	AUG-2011
33,112	Other	TOWNSEND TREE SERVICE COMPANY INC				1,117.25	593004	19761	PROJ# 132635- MID CYCLE CREWS EQUIP. 303	AUG-2011
33,113	Other	TOWNSEND TREE SERVICE COMPANY INC				1,451.40	593004	19775	PROJ# 132636- ROUTINE CREWS LABOR 301	AUG-2011
33,114	Other	TOWNSEND TREE SERVICE COMPANY INC				448.50	593004	19775	PROJ# 132636- ROUTINE CREWS EQUIP. 303	AUG-2011
33,115	Other	TOWNSEND TREE SERVICE COMPANY INC				145.14	593004	19776	PROJ# 132636- ROUTINE CREWS EQUIP. 303	SEP-2011
33,116	Other	TOWNSEND TREE SERVICE COMPANY INC				47.55	593004	19776	PROJ# 132583- HAZARD CREWS LABOR 301	SEP-2011
33,117	Other	TOWNSEND TREE SERVICE COMPANY INC				744.75	593004	19777	INVOICE NO. 1-9777 - LABOR	SEP-2011
33,118	Other	TOWNSEND TREE SERVICE COMPANY INC				101.50	593004	19777	INVOICE NO. 1-9777 - EQUIP	SEP-2011
33,119	Other	TOWNSEND TREE SERVICE COMPANY INC				258.65	593004	19783	PROJ# 132636- ROUTINE CREWS LABOR 301	AUG-2011
33,120	Other	TOWNSEND TREE SERVICE COMPANY INC				112.50	593004	19783	PROJ# 132636- ROUTINE CREWS EQUIP. 303	AUG-2011
33,121	Other	TOWNSEND TREE SERVICE COMPANY INC				362.11	593002	19785	INVOICE NO. 1-9785 - labor	AUG-2011
33,122	Other	TOWNSEND TREE SERVICE COMPANY INC				144.00	593002	19785	INVOICE NO. 1-9785 - equip	AUG-2011
33,123	Other	TOWNSEND TREE SERVICE COMPANY INC				654.57	593004	19791	LABOR-301	AUG-2011
33,124	Other	TOWNSEND TREE SERVICE COMPANY INC				265.21	593004	19791	EQUIP-303	AUG-2011
33,125	Other	TOWNSEND TREE SERVICE COMPANY INC				4,494.57	593004	19802	LABOR-301	AUG-2011
33,126	Other	TOWNSEND TREE SERVICE COMPANY INC				920.57	593004	19802	EQUIP-303	AUG-2011
33,127	Other	TOWNSEND TREE SERVICE COMPANY INC				540.11	593004	19803	LABOR-301	SEP-2011
33,128	Other	TOWNSEND TREE SERVICE COMPANY INC				4,859.34	593004	19804	LABOR-301	SEP-2011
33,129	Other	TOWNSEND TREE SERVICE COMPANY INC				1,791.39	593004	19805	LABOR-301	AUG-2011
33,130	Other	TOWNSEND TREE SERVICE COMPANY INC				3,597.17	593004	19823	INVOICE NO. 1-9823 - LABOR	OCT-2011
33,131	Other	TOWNSEND TREE SERVICE COMPANY INC				341.25	593004	19823	INVOICE NO. 1-9823 - EQUIP	OCT-2011
33,132	Other	TOWNSEND TREE SERVICE COMPANY INC				2,424.10	593004	19824	INVOICE NO. 1-9824 - LABOR	OCT-2011
33,133	Other	TOWNSEND TREE SERVICE COMPANY INC				243.10	593004	19824	INVOICE NO. 1-9824 - EQUIP	OCT-2011
33,134	Other	TOWNSEND TREE SERVICE COMPANY INC				5,656.50	593004	19829	PROJ# 132636- ROUTINE CREWS LABOR 301	SEP-2011
33,135	Other	TOWNSEND TREE SERVICE COMPANY INC				957.50	593004	19829	PROJ# 132636- ROUTINE CREWS EQUIP. 303	SEP-2011
33,136	Other	TOWNSEND TREE SERVICE COMPANY INC				1,767.30	593004	19830	PROJ# 132636- ROUTINE CREWS LABOR 301	SEP-2011
33,137	Other	TOWNSEND TREE SERVICE COMPANY INC				211.75	593004	19830	PROJ# 132636- ROUTINE CREWS EQUIP. 303	SEP-2011
33,138	Other	TOWNSEND TREE SERVICE COMPANY INC				1,833.52	593004	19831	INVOICE NO. 1-9831 - LABOR	OCT-2011
33,139	Other	TOWNSEND TREE SERVICE COMPANY INC				172.80	593004	19831	INVOICE NO. 1-9831 - EQUIP	OCT-2011
33,140	Other	TOWNSEND TREE SERVICE COMPANY INC				760.52	593004	19832	INVOICE NO. 1-9832 - LABOR	OCT-2011

KENTUCKY UTILITIES COMPANY
Case No. 2012- 00221
Analysis of Professional Services Expenses For the Test Year

(A)	(B)	(C)	(D)	(E)	(F)	(G)	(H)	(I)		
Line No.	Type	Vendor	Rate Case	Audit	Other	Total	Account	Invoice	Description	Period
33,141	Other	TOWNSEND TREE SERVICE COMPANY INC				81.20	593004	19832	INVOICE NO. 1-9832 - EQUIP	OCT-2011
33,142	Other	TOWNSEND TREE SERVICE COMPANY INC				3,286.85	593004	19838	PROJ# 132583- HAZARD CREWS LABOR 301	SEP-2011
33,143	Other	TOWNSEND TREE SERVICE COMPANY INC				372.75	593004	19838	PROJ# 132583- HAZARD CREWS EQUIP. 303	SEP-2011
33,144	Other	TOWNSEND TREE SERVICE COMPANY INC				1,451.40	593004	19871	PROJ# 132636- ROUTINE CREWS LABOR 301	OCT-2011
33,145	Other	TOWNSEND TREE SERVICE COMPANY INC				517.50	593004	19871	PROJ# 132636- ROUTINE CREWS EQUIP. 303	OCT-2011
33,146	Other	TOWNSEND TREE SERVICE COMPANY INC				10,408.40	593004	19872	INVOICE NO. 1-9872 - LABOR	OCT-2011
33,147	Other	TOWNSEND TREE SERVICE COMPANY INC				1,542.00	593004	19872	INVOICE NO. 1-9872 - EQUIP	OCT-2011
33,148	Other	TOWNSEND TREE SERVICE COMPANY INC				26,697.18	593004	19875	INVOICE NO. 1-9875 - LABOR	OCT-2011
33,149	Other	TOWNSEND TREE SERVICE COMPANY INC				3,695.55	593004	19875	INVOICE NO. 1-9875 - EQUIP	OCT-2011
33,150	Other	TOWNSEND TREE SERVICE COMPANY INC				219.77	593002	19882	INVOICE NO. 1-9882 - LABOR	SEP-2011
33,151	Other	TOWNSEND TREE SERVICE COMPANY INC				45.01	593002	19882	INVOICE NO. 1-9882 - EQUIP	SEP-2011
33,152	Other	TOWNSEND TREE SERVICE COMPANY INC				2,268.99	593004	19904	PROJ# 132583- HAZARD CREWS LABOR 301	OCT-2011
33,153	Other	TOWNSEND TREE SERVICE COMPANY INC				1,998.57	593004	19904	PROJ# 132635- MID CYCLE CREWS LABOR 301	OCT-2011
33,154	Other	TOWNSEND TREE SERVICE COMPANY INC				805.35	593004	19904	PROJ# 132635- MID CYCLE CREWS EQUIP. 303	OCT-2011
33,155	Other	TOWNSEND TREE SERVICE COMPANY INC				327.60	593004	19904	PROJ# 132583- HAZARD CREWS EQUIP. 303	OCT-2011
33,156	Other	TOWNSEND TREE SERVICE COMPANY INC				4,821.96	593004	19905	PROJ# 132583- HAZARD CREWS LABOR 301	OCT-2011
33,157	Other	TOWNSEND TREE SERVICE COMPANY INC				1,058.40	593004	19905	PROJ# 132583- HAZARD CREWS EQUIP. 303	OCT-2011
33,158	Other	TOWNSEND TREE SERVICE COMPANY INC				8,368.18	593004	19906	LABOR-301	SEP-2011
33,159	Other	TOWNSEND TREE SERVICE COMPANY INC				1,244.20	593004	19906	EQUIP-303	SEP-2011
33,160	Other	TOWNSEND TREE SERVICE COMPANY INC				639.93	593004	19907	INVOICE NO. 1-9907 - LABOR	OCT-2011
33,161	Other	TOWNSEND TREE SERVICE COMPANY INC				114.25	593004	19907	INVOICE NO. 1-9907 - EQUIP	OCT-2011
33,162	Other	TOWNSEND TREE SERVICE COMPANY INC				4,094.50	593004	19911	LABOR-301	SEP-2011
33,163	Other	TOWNSEND TREE SERVICE COMPANY INC				781.20	593004	19911	EQUIP-303	SEP-2011
33,164	Other	TOWNSEND TREE SERVICE COMPANY INC				428.04	593004	19912	LABOR-301	OCT-2011
33,165	Other	TOWNSEND TREE SERVICE COMPANY INC				46.80	593004	19912	EQUIP-303	OCT-2011
33,166	Other	TOWNSEND TREE SERVICE COMPANY INC				395.44	593004	19913	LABOR-301	SEP-2011
33,167	Other	TOWNSEND TREE SERVICE COMPANY INC				220.00	593004	19913	EQUIP-303	SEP-2011
33,168	Other	TOWNSEND TREE SERVICE COMPANY INC				3,806.80	593004	19936	PROJ# 132635- MID CYCLE CREWS LABOR 301	OCT-2011
33,169	Other	TOWNSEND TREE SERVICE COMPANY INC				1,534.00	593004	19936	PROJ# 132635- MID CYCLE CREWS EQUIP. 303	OCT-2011
33,170	Other	TOWNSEND TREE SERVICE COMPANY INC				1,680.62	593004	19937	LABOR-301	OCT-2011
33,171	Other	TOWNSEND TREE SERVICE COMPANY INC				1,088.00	593004	19937	EQUIP-303	OCT-2011
33,172	Other	TOWNSEND TREE SERVICE COMPANY INC				5,409.10	593004	19938	LABOR-301	OCT-2011
33,173	Other	TOWNSEND TREE SERVICE COMPANY INC				943.50	593004	19938	EQUIP-303	OCT-2011
33,174	Other	TOWNSEND TREE SERVICE COMPANY INC				1,186.32	593004	19961	LABOR-301	OCT-2011
33,175	Other	TOWNSEND TREE SERVICE COMPANY INC				764.00	593004	19961	EQUIP-303	OCT-2011
33,176	Other	TOWNSEND TREE SERVICE COMPANY INC				3,599.52	593004	19972	PROJ# 132636- ROUTINE CREWS LABOR 301	OCT-2011
33,177	Other	TOWNSEND TREE SERVICE COMPANY INC				537.80	593004	19972	PROJ# 132636- ROUTINE CREWS EQUIP. 303	OCT-2011
33,178	Other	TOWNSEND TREE SERVICE COMPANY INC				14,603.22	593004	19976	LABOR-301	NOV-2011
33,179	Other	TOWNSEND TREE SERVICE COMPANY INC				1,952.05	593004	19976	EQUIP-303	NOV-2011
33,180	Other	TOWNSEND TREE SERVICE COMPANY INC				734.10	593004	19976	PROJ# 132636- ROUTINE CREWS LABOR 301	NOV-2011
33,181	Other	TOWNSEND TREE SERVICE COMPANY INC				120.50	593004	19976	PROJ# 132636- ROUTINE CREWS EQUIP. 303	NOV-2011
33,182	Other	TOWNSEND TREE SERVICE COMPANY INC				11,387.04	593004	19977	LABOR-301	NOV-2011
33,183	Other	TOWNSEND TREE SERVICE COMPANY INC				1,904.80	593004	19977	EQUIP-303	NOV-2011
33,184	Other	TOWNSEND TREE SERVICE COMPANY INC				3,526.83	593004	19978	PROJ# 132636- ROUTINE CREWS LABOR 301	NOV-2011
33,185	Other	TOWNSEND TREE SERVICE COMPANY INC				522.25	593004	19978	PROJ# 132636- ROUTINE CREWS EQUIP. 303	NOV-2011
33,186	Other	TOWNSEND TREE SERVICE COMPANY INC				1,900.30	593004	19980	PROJ# 132636- ROUTINE CREWS LABOR 301	NOV-2011
33,187	Other	TOWNSEND TREE SERVICE COMPANY INC				265.00	593004	19980	PROJ# 132636- ROUTINE CREWS EQUIP. 303	NOV-2011
33,188	Other	TOWNSEND TREE SERVICE COMPANY INC				247.15	593004	19981	LABOR-301	OCT-2011
33,189	Other	TOWNSEND TREE SERVICE COMPANY INC				162.00	593004	19981	EQUIP-303	OCT-2011
33,190	Other	TOWNSEND TREE SERVICE COMPANY INC				988.60	593004	19982	LABOR-301	OCT-2011
33,191	Other	TOWNSEND TREE SERVICE COMPANY INC				648.00	593004	19982	EQUIP-303	OCT-2011
33,192	Other	TOWNSEND TREE SERVICE COMPANY INC				5,544.79	593004	19984	PROJ# 132583- HAZARD CREWS LABOR 301	Dec-2011
33,193	Other	TOWNSEND TREE SERVICE COMPANY INC				1,011.75	593004	19984	PROJ# 132583- HAZARD CREWS EQUIP. 303	Dec-2011
33,194	Other	TOWNSEND TREE SERVICE COMPANY INC				14,548.15	593004	19985	LABOR-301	OCT-2011
33,195	Other	TOWNSEND TREE SERVICE COMPANY INC				2,558.25	593004	19985	EQUIP-303	OCT-2011
33,196	Other	TOWNSEND TREE SERVICE COMPANY INC				9,924.12	593004	19986	LABOR-301	NOV-2011
33,197	Other	TOWNSEND TREE SERVICE COMPANY INC				1,435.50	593004	19986	EQUIP-303	NOV-2011
33,198	Other	TOWNSEND TREE SERVICE COMPANY INC				3,789.40	593004	19987	PROJ# 132583- HAZARD CREWS LABOR 301	OCT-2011
33,199	Other	TOWNSEND TREE SERVICE COMPANY INC				1,534.00	593004	19987	PROJ# 132583- HAZARD CREWS EQUIP. 303	OCT-2011
33,200	Other	TOWNSEND TREE SERVICE COMPANY INC				8,681.00	593004	19988	PROJ# 132583- HAZARD CREWS LABOR 301	OCT-2011

KENTUCKY UTILITIES COMPANY
Case No. 2012- 00221
Analysis of Professional Services Expenses For the Test Year

(A)	(B)	(C)	(D)	(E)	(F)	(G)	(H)	(I)		
Line No.	Type	Vendor	Rate Case	Audit	Other	Total	Account	Invoice	Description	Period
33,201	Other	TOWNSEND TREE SERVICE COMPANY INC				1,106.00	593004	19988	PROJ# 132583- HAZARD CREWS EQUIP. 303	OCT-2011
33,202	Other	TOWNSEND TREE SERVICE COMPANY INC				270.00	593004	19989	EQUIP-303	OCT-2011
33,203	Other	TOWNSEND TREE SERVICE COMPANY INC				360.00	593004	19991	EQUIP-303	OCT-2011
33,204	Other	TOWNSEND TREE SERVICE COMPANY INC				270.00	593004	19992	EQUIP-303	OCT-2011
33,205	Other	TOWNSEND TREE SERVICE COMPANY INC				270.00	593004	19993	EQUIP-303	OCT-2011
33,206	Other	TOWNSEND TREE SERVICE COMPANY INC				360.00	593004	19994	EQUIP-303	OCT-2011
33,207	Other	TOWNSEND TREE SERVICE COMPANY INC				180.00	593004	19995	PROJ# 132583- HAZARD CREWS EQUIP. 303	OCT-2011
33,208	Other	TOWNSEND TREE SERVICE COMPANY INC				90.00	593004	19996	PROJ# 132583- HAZARD CREWS EQUIP. 303	NOV-2011
33,209	Other	TOWNSEND TREE SERVICE COMPANY INC				13,643.40	593004	19999	PROJ# 132583- HAZARD CREWS LABOR 301	OCT-2011
33,210	Other	TOWNSEND TREE SERVICE COMPANY INC				2,640.00	593004	19999	PROJ# 132583- HAZARD CREWS EQUIP. 303	OCT-2011
33,211	Other	TOWNSEND TREE SERVICE COMPANY INC				11,149.86	593004	00103902	LABOR-301	APR-2011
33,212	Other	TOWNSEND TREE SERVICE COMPANY INC				2,787.47	593004	00103902	EQUIP-303	APR-2011
33,213	Other	TOWNSEND TREE SERVICE COMPANY INC				4,127.97	593004	00104736	LABOR-301	MAY-2011
33,214	Other	TOWNSEND TREE SERVICE COMPANY INC				1,031.99	593004	00104736	EQUIP-303	MAY-2011
33,215	Other	TOWNSEND TREE SERVICE COMPANY INC				3,813.62	593004	106323	LABOR-301	Jun-2011
33,216	Other	TOWNSEND TREE SERVICE COMPANY INC				953.41	593004	106323	EQUIP-303	Jun-2011
33,217	Other	TOWNSEND TREE SERVICE COMPANY INC				6,762.59	593004	00107328	LABOR-301	JUL-2011
33,218	Other	TOWNSEND TREE SERVICE COMPANY INC				1,690.65	593004	00107328	EQUIP-303	JUL-2011
33,219	Other	TOWNSEND TREE SERVICE COMPANY INC				9,257.00	593004	110000	LABOR-301	OCT-2011
33,220	Other	TOWNSEND TREE SERVICE COMPANY INC				1,435.50	593004	110000	EQUIP-303	OCT-2011
33,221	Other	TOWNSEND TREE SERVICE COMPANY INC				9,888.06	593004	110001	PROJ# 132636- ROUTINE CREWS LABOR 301	NOV-2011
33,222	Other	TOWNSEND TREE SERVICE COMPANY INC				1,559.90	593004	110001	PROJ# 132636- ROUTINE CREWS EQUIP. 303	NOV-2011
33,223	Other	TOWNSEND TREE SERVICE COMPANY INC				1,389.84	593004	110001	LABOR-301	NOV-2011
33,224	Other	TOWNSEND TREE SERVICE COMPANY INC				144.60	593004	110001	EQUIP-303	NOV-2011
33,225	Other	TOWNSEND TREE SERVICE COMPANY INC				8,565.30	593004	110002	LABOR-301	NOV-2011
33,226	Other	TOWNSEND TREE SERVICE COMPANY INC				1,101.50	593004	110002	EQUIP-303	NOV-2011
33,227	Other	TOWNSEND TREE SERVICE COMPANY INC				6,393.65	593004	110003	LABOR-301	NOV-2011
33,228	Other	TOWNSEND TREE SERVICE COMPANY INC				1,473.35	593004	110003	EQUIP-303	NOV-2011
33,229	Other	TOWNSEND TREE SERVICE COMPANY INC				12,698.00	593004	110006	PROJ# 132583- HAZARD CREWS LABOR 301	NOV-2011
33,230	Other	TOWNSEND TREE SERVICE COMPANY INC				2,560.20	593004	110006	PROJ# 132583- HAZARD CREWS EQUIP. 303	NOV-2011
33,231	Other	TOWNSEND TREE SERVICE COMPANY INC				9,574.60	593004	110007	LABOR-301	OCT-2011
33,232	Other	TOWNSEND TREE SERVICE COMPANY INC				1,331.80	593004	110007	EQUIP-303	OCT-2011
33,233	Other	TOWNSEND TREE SERVICE COMPANY INC				343.80	593004	110017	PROJ# 132636- ROUTINE CREWS LABOR 301	NOV-2011
33,234	Other	TOWNSEND TREE SERVICE COMPANY INC				4,367.68	593004	110039	LABOR-301	NOV-2011
33,235	Other	TOWNSEND TREE SERVICE COMPANY INC				759.90	593004	110039	EQUIP-303	NOV-2011
33,236	Other	TOWNSEND TREE SERVICE COMPANY INC				5,447.58	593004	110040	LABOR-301	NOV-2011
33,237	Other	TOWNSEND TREE SERVICE COMPANY INC				2,922.21	593004	110040	EQUIP-303	NOV-2011
33,238	Other	TOWNSEND TREE SERVICE COMPANY INC				8,912.60	593004	110041	LABOR-301	NOV-2011
33,239	Other	TOWNSEND TREE SERVICE COMPANY INC				5,764.77	593004	110041	EQUIP-303	NOV-2011
33,240	Other	TOWNSEND TREE SERVICE COMPANY INC				206.92	593002	110048	INVOICE NO. 1-10048 - LABOR	NOV-2011
33,241	Other	TOWNSEND TREE SERVICE COMPANY INC				90.00	593002	110048	INVOICE NO. 1-10048 - EQUIP	NOV-2011
33,242	Other	TOWNSEND TREE SERVICE COMPANY INC				406.80	593004	110049	PROJ# 132583- HAZARD CREWS EQUIP. 303	Dec-2011
33,243	Other	TOWNSEND TREE SERVICE COMPANY INC				535.50	593004	110050	PROJ# 132583- HAZARD CREWS EQUIP. 303	NOV-2011
33,244	Other	TOWNSEND TREE SERVICE COMPANY INC				1,009.00	593004	110052	PROJ# 132636- ROUTINE CREWS LABOR 301	NOV-2011
33,245	Other	TOWNSEND TREE SERVICE COMPANY INC				345.00	593004	110052	PROJ# 132636- ROUTINE CREWS EQUIP. 303	NOV-2011
33,246	Other	TOWNSEND TREE SERVICE COMPANY INC				11,506.58	593004	110053	LABOR-301	NOV-2011
33,247	Other	TOWNSEND TREE SERVICE COMPANY INC				2,876.64	593004	110053	EQUIP-303	NOV-2011
33,248	Other	TOWNSEND TREE SERVICE COMPANY INC				9,239.76	593004	110066	LABOR-301	NOV-2011
33,249	Other	TOWNSEND TREE SERVICE COMPANY INC				2,309.94	593004	110066	EQUIP-303	NOV-2011
33,250	Other	TOWNSEND TREE SERVICE COMPANY INC				3,899.80	593004	110076	PROJ# 132636- ROUTINE CREWS LABOR 301	NOV-2011
33,251	Other	TOWNSEND TREE SERVICE COMPANY INC				796.50	593004	110076	PROJ# 132636- ROUTINE CREWS EQUIP. 303	NOV-2011
33,252	Other	TOWNSEND TREE SERVICE COMPANY INC				535.50	593004	110079	PROJ# 132583- HAZARD CREWS EQUIP. 303	Dec-2011
33,253	Other	TOWNSEND TREE SERVICE COMPANY INC				9,477.31	593004	110086	EQUIP-303	Dec-2011
33,254	Other	TOWNSEND TREE SERVICE COMPANY INC				10,939.56	593004	110087	EQUIP-303	NOV-2011
33,255	Other	TOWNSEND TREE SERVICE COMPANY INC				6,464.60	593004	110088	EQUIP-303	Dec-2011
33,256	Other	TOWNSEND TREE SERVICE COMPANY INC				12,000.83	593004	110089	EQUIP-303	Jan-2012
33,257	Other	TOWNSEND TREE SERVICE COMPANY INC				9,381.16	593004	110090	EQUIP-303	Dec-2011
33,258	Other	TOWNSEND TREE SERVICE COMPANY INC				12,474.60	593004	110092	PROJ# 132583- HAZARD CREWS EQUIP. 303	Dec-2011
33,259	Other	TOWNSEND TREE SERVICE COMPANY INC				4,356.55	593004	110093	PROJ# 132583- HAZARD CREWS EQUIP. 303	Dec-2011
33,260	Other	TOWNSEND TREE SERVICE COMPANY INC				657.71	593004	110094	LABOR-301	Dec-2011

KENTUCKY UTILITIES COMPANY
Case No. 2012- 00221
Analysis of Professional Services Expenses For the Test Year

(A)	(B)	(C)	(D)	(E)	(F)	(G)	(H)	(I)		
Line No.	Type	Vendor	Rate Case	Audit	Other	Total	Account	Invoice	Description	Period
33,261	Other	TOWNSEND TREE SERVICE COMPANY INC				50.26	593004	110095	LABOR-301	Dec-2011
33,262	Other	TOWNSEND TREE SERVICE COMPANY INC				1,143.19	593004	110096	LABOR-301	Dec-2011
33,263	Other	TOWNSEND TREE SERVICE COMPANY INC				8,765.35	593004	110118	LABOR-301	Dec-2011
33,264	Other	TOWNSEND TREE SERVICE COMPANY INC				5,967.62	593004	110118	EQUIP-303	Dec-2011
33,265	Other	TOWNSEND TREE SERVICE COMPANY INC				5,688.82	593004	110119	LABOR-301	Dec-2011
33,266	Other	TOWNSEND TREE SERVICE COMPANY INC				4,042.23	593004	110119	EQUIP-303	Dec-2011
33,267	Other	TOWNSEND TREE SERVICE COMPANY INC				6,316.50	593004	110121	PROJ# 132583- HAZARD CREWS LABOR 301	Dec-2011
33,268	Other	TOWNSEND TREE SERVICE COMPANY INC				1,221.00	593004	110121	PROJ# 132583- HAZARD CREWS EQUIP. 303	Dec-2011
33,269	Other	TOWNSEND TREE SERVICE COMPANY INC				852.31	593004	110123	PROJ# 132583- HAZARD CREWS EQUIP. 303	Dec-2011
33,270	Other	TOWNSEND TREE SERVICE COMPANY INC				4,235.45	593004	110133	PROJ# 132636- ROUTINE CREWS HAZARD WORK LABOR 0301	Feb-2012
33,271	Other	TOWNSEND TREE SERVICE COMPANY INC				795.00	593004	110133	PROJ# 132636- ROUTINE CREWS HAZARD WORK EQUIP 0303	Feb-2012
33,272	Other	TOWNSEND TREE SERVICE COMPANY INC				4,590.90	593004	110134	PROJ# 132636- ROUTINE CREWS LABOR 301	Dec-2011
33,273	Other	TOWNSEND TREE SERVICE COMPANY INC				612.50	593004	110134	PROJ# 132636- ROUTINE CREWS EQUIP. 303	Dec-2011
33,274	Other	TOWNSEND TREE SERVICE COMPANY INC				7,060.70	593004	110151	LABOR-301	Dec-2011
33,275	Other	TOWNSEND TREE SERVICE COMPANY INC				1,523.00	593004	110151	EQUIP-303	Dec-2011
33,276	Other	TOWNSEND TREE SERVICE COMPANY INC				1,032.48	593002	110177	INVOICE NO. 1-10177 - LABOR	Jan-2012
33,277	Other	TOWNSEND TREE SERVICE COMPANY INC				85.20	593002	110177	INVOICE NO. 1-10177 - EQUIP	Jan-2012
33,278	Other	TOWNSEND TREE SERVICE COMPANY INC				270.00	593004	110208	EQUIP-303	Jan-2012
33,279	Other	TOWNSEND TREE SERVICE COMPANY INC				270.00	593004	110209	EQUIP-303	Feb-2012
33,280	Other	TOWNSEND TREE SERVICE COMPANY INC				360.00	593004	110210	EQUIP-303	Feb-2012
33,281	Other	TOWNSEND TREE SERVICE COMPANY INC				90.00	593004	110211	PROJ# 132583- EXTERNAL HAZARD TREE WORK EQUIP 0303	Feb-2012
33,282	Other	TOWNSEND TREE SERVICE COMPANY INC				180.00	593004	110212	PROJ# 132636- EXTERNAL HAZARD TREE WORK EQUIP 0303	Feb-2012
33,283	Other	TOWNSEND TREE SERVICE COMPANY INC				270.00	593004	110213	EQUIP-303	Feb-2012
33,284	Other	TOWNSEND TREE SERVICE COMPANY INC				360.00	593004	110214	EQUIP-303	Feb-2012
33,285	Other	TOWNSEND TREE SERVICE COMPANY INC				4,616.16	593004	110217	LABOR-301	Jan-2012
33,286	Other	TOWNSEND TREE SERVICE COMPANY INC				700.80	593004	110217	EQUIP-303	Jan-2012
33,287	Other	TOWNSEND TREE SERVICE COMPANY INC				785.12	593004	110230	PROJ# 132636- ROUTINE CREWS HAZARD WORK LABOR 0301	Feb-2012
33,288	Other	TOWNSEND TREE SERVICE COMPANY INC				164.00	593004	110230	PROJ# 132636- ROUTINE CREWS HAZARD WORK EQUIP 0303	Feb-2012
33,289	Other	TOWNSEND TREE SERVICE COMPANY INC				1,380.18	593004	110234	PROJ# 132636- ROUTINE CREWS HAZARD WORK LABOR 0301	Feb-2012
33,290	Other	TOWNSEND TREE SERVICE COMPANY INC				183.90	593004	110234	PROJ# 132636- ROUTINE CREWS HAZARD WORK EQUIP 0303	Feb-2012
33,291	Other	TOWNSEND TREE SERVICE COMPANY INC				2,788.80	593004	110240	PROJ# 132583- EXTERNAL CREWS HAZARD WORK LABOR 0301	Feb-2012
33,292	Other	TOWNSEND TREE SERVICE COMPANY INC				361.50	593004	110240	PROJ# 132583- EXTERNAL CREWS HAZARD WORK EQUIP 0303	Feb-2012
33,293	Other	TOWNSEND TREE SERVICE COMPANY INC				2,082.90	593004	110241	PROJ# 132635- MIDCYCLE CREWS HAZARD WORK LABOR 0301	Feb-2012
33,294	Other	TOWNSEND TREE SERVICE COMPANY INC				475.50	593004	110241	PROJ# 132635- MIDCYCLE CREWS HAZARD WORK EQUIP 0303	Feb-2012
33,295	Other	TOWNSEND TREE SERVICE COMPANY INC				3,902.90	593004	110289	PROJ# 132636- ROUTINE CREWS HAZARD WORK LABOR 0301	Feb-2012
33,296	Other	TOWNSEND TREE SERVICE COMPANY INC				426.00	593004	110289	PROJ# 132636- ROUTINE CREWS HAZARD WORK EQUIP 0303	Feb-2012
33,297	Other	TOWNSEND TREE SERVICE COMPANY INC				487.25	593004	110292	PROJ# 132636- ROUTINE CREWS HAZARD WORK LABOR 0301	MAR-2012
33,298	Other	TOWNSEND TREE SERVICE COMPANY INC				60.25	593004	110292	PROJ# 132636- ROUTINE CREWS HAZARD WORK EQUIP 0303	MAR-2012
33,299	Other	TOWNSEND TREE SERVICE COMPANY INC				1,689.50	593002	110295	INVOICE NO. 1-10295 - LABOR	MAR-2012
33,300	Other	TOWNSEND TREE SERVICE COMPANY INC				213.00	593002	110295	INVOICE NO. 1-10295 - EQUIP	MAR-2012
33,301	Other	TOWNSEND TREE SERVICE COMPANY INC				154.36	593004	110300	LABOR-301	Feb-2012
33,302	Other	TOWNSEND TREE SERVICE COMPANY INC				460.51	593004	110301	LABOR-301	Feb-2012
33,303	Other	TOWNSEND TREE SERVICE COMPANY INC				115.13	593004	110301	EQUIP-303	Feb-2012
33,304	Other	TOWNSEND TREE SERVICE COMPANY INC				5,285.71	593004	110302	EQUIP-303	Feb-2012
33,305	Other	TOWNSEND TREE SERVICE COMPANY INC				2,425.40	593004	110303	EQUIP-303	Feb-2012
33,306	Other	TOWNSEND TREE SERVICE COMPANY INC				3,213.27	593004	110304	LABOR-301	Feb-2012
33,307	Other	TOWNSEND TREE SERVICE COMPANY INC				2,430.40	593004	110305	PROJ# 132636- ROUTINE CREWS HAZARD WORK LABOR 0301	Feb-2012
33,308	Other	TOWNSEND TREE SERVICE COMPANY INC				241.00	593004	110305	PROJ# 132636- ROUTINE CREWS HAZARD WORK EQUIP 0303	Feb-2012
33,309	Other	TOWNSEND TREE SERVICE COMPANY INC				212.13	593004	110319	PROJ# 132636- ROUTINE CREWS HAZARD WORK LABOR 0301	MAR-2012
33,310	Other	TOWNSEND TREE SERVICE COMPANY INC				84.75	593004	110319	PROJ# 132636- ROUTINE CREWS HAZARD WORK EQUIP 0303	MAR-2012
33,311	Other	TOWNSEND TREE SERVICE COMPANY INC				2,192.60	593004	110322	PROJ# 132636- ROUTINE CREWS HAZARD WORK LABOR 0301	Feb-2012
33,312	Other	TOWNSEND TREE SERVICE COMPANY INC				332.25	593004	110322	PROJ# 132636- ROUTINE CREWS HAZARD WORK EQUIP 0303	Feb-2012
33,313	Other	TOWNSEND TREE SERVICE COMPANY INC				3,055.32	593004	110326	PROJ# 132636- ROUTINE CREWS HAZARD WORK LABOR 0301	MAR-2012
33,314	Other	TOWNSEND TREE SERVICE COMPANY INC				413.50	593004	110326	PROJ# 132636- ROUTINE CREWS HAZARD WORK EQUIP 0303	MAR-2012
33,315	Other	TOWNSEND TREE SERVICE COMPANY INC				1,967.29	593004	110360	INVOICE NO. 1-10360 - LABOR	MAR-2012
33,316	Other	TOWNSEND TREE SERVICE COMPANY INC				196.85	593004	110360	INVOICE NO. 1-10360 - EQUIP	MAR-2012
33,317	Other	TOWNSEND TREE SERVICE COMPANY INC				23,308.66	593004	00204364	LABOR-301	APR-2011
33,318	Other	TOWNSEND TREE SERVICE COMPANY INC				5,827.16	593004	00204364	EQUIP-303	APR-2011
33,319	Other	TOWNSEND TREE SERVICE COMPANY INC				17,049.38	593004	00205396	LABOR-301	MAY-2011
33,320	Other	TOWNSEND TREE SERVICE COMPANY INC				4,262.34	593004	00205396	EQUIP-303	MAY-2011

KENTUCKY UTILITIES COMPANY
Case No. 2012- 00221
Analysis of Professional Services Expenses For the Test Year

(A)	(B)	(C)	(D)	(E)	(F)	(G)	(H)	(I)		
Line No.	Type	Vendor	Rate Case	Audit	Other	Total	Account	Invoice	Description	Period
33,321	Other	TOWNSEND TREE SERVICE COMPANY INC				10,110.99	593004	00206928	LABOR-301	JUL-2011
33,322	Other	TOWNSEND TREE SERVICE COMPANY INC				2,527.75	593004	00206928	EQUIP-303	JUL-2011
33,323	Other	TOWNSEND TREE SERVICE COMPANY INC				15,599.46	593004	00304735	LABOR-301	MAY-2011
33,324	Other	TOWNSEND TREE SERVICE COMPANY INC				3,899.87	593004	00304735	EQUIP-303	MAY-2011
33,325	Other	TOWNSEND TREE SERVICE COMPANY INC				17,758.86	593004	305788	LABOR-301	Jun-2011
33,326	Other	TOWNSEND TREE SERVICE COMPANY INC				4,439.72	593004	305788	EQUIP-303	Jun-2011
33,327	Other	TOWNSEND TREE SERVICE COMPANY INC				2,288.18	593004	00307327	LABOR-301	JUL-2011
33,328	Other	TOWNSEND TREE SERVICE COMPANY INC				572.04	593004	00307327	EQUIP-303	JUL-2011
33,329	Other	TOWNSEND TREE SERVICE COMPANY INC				5,018.73	593004	00405395	LABOR-301	MAY-2011
33,330	Other	TOWNSEND TREE SERVICE COMPANY INC				1,254.68	593004	00405395	EQUIP-303	MAY-2011
33,331	Other	TOWNSEND TREE SERVICE COMPANY INC				5,912.46	593004	406319	LABOR-301	Jun-2011
33,332	Other	TOWNSEND TREE SERVICE COMPANY INC				1,478.11	593004	406319	EQUIP-303	Jun-2011
33,333	Other	TOWNSEND TREE SERVICE COMPANY INC				6,907.22	593004	505787	LABOR-301	Jun-2011
33,334	Other	TOWNSEND TREE SERVICE COMPANY INC				1,726.81	593004	505787	EQUIP-303	Jun-2011
33,335	Other	TOWNSEND TREE SERVICE COMPANY INC				4,686.97	593004	00506927	LABOR-301	JUL-2011
33,336	Other	TOWNSEND TREE SERVICE COMPANY INC				1,171.74	593004	00506927	EQUIP-303	JUL-2011
33,337	Other	TOWNSEND TREE SERVICE COMPANY INC				5,743.09	593004	606318	LABOR-301	Jun-2011
33,338	Other	TOWNSEND TREE SERVICE COMPANY INC				1,435.77	593004	606318	EQUIP-303	Jun-2011
33,339	Other	TOWNSEND TREE SERVICE COMPANY INC				5,912.46	593004	00607326	LABOR-301	JUL-2011
33,340	Other	TOWNSEND TREE SERVICE COMPANY INC				1,478.11	593004	00607326	EQUIP-303	JUL-2011
33,341	Other	TOWNSEND TREE SERVICE COMPANY INC				301.00	593004	00808182	LABOR-301	AUG-2011
33,342	Other	TOWNSEND TREE SERVICE COMPANY INC				75.25	593004	00808182	EQUIP-303	AUG-2011
33,343	Other	TOWNSEND TREE SERVICE COMPANY INC				3,186.40	593004	00909235	LABOR-301	OCT-2011
33,344	Other	TOWNSEND TREE SERVICE COMPANY INC				796.90	593004	00909235	EQUIP-303	OCT-2011
33,345	Other	TOWNSEND TREE SERVICE COMPANY INC				3,186.80	593004	01009236	LABOR-301	OCT-2011
33,346	Other	TOWNSEND TREE SERVICE COMPANY INC				796.70	593004	01009236	EQUIP-303	OCT-2011
33,347	Other	TOWNSEND TREE SERVICE COMPANY INC				2,257.99	593004	1922510	PROJ# 132636- ROUTINE CREWS LABOR 301	Dec-2011
33,348	Other	TOWNSEND TREE SERVICE COMPANY INC				279.07	593004	1922510	PROJ# 132636- ROUTINE CREWS EQUIP. 303	Dec-2011
33,349	Other	TOWNSEND TREE SERVICE COMPANY INC				5,503.34	593004	1928210	LABOR-301	Dec-2011
33,350	Other	TOWNSEND TREE SERVICE COMPANY INC				1,127.19	593004	1928210	EQUIP-303	Dec-2011
33,351	Other	TOWNSEND TREE SERVICE COMPANY INC				6,123.74	593004	1928231	LABOR-301	Dec-2011
33,352	Other	TOWNSEND TREE SERVICE COMPANY INC				1,254.26	593004	1928231	EQUIP-303	Dec-2011
33,353	Other	TOWNSEND TREE SERVICE COMPANY INC				26,744.84	593004	1932930	LABOR-301	APR-2011
33,354	Other	TOWNSEND TREE SERVICE COMPANY INC				3,610.50	593004	1932930	EQUIP-303	APR-2011
33,355	Other	TOWNSEND TREE SERVICE COMPANY INC				30,957.96	593004	1933234	LABOR-301	APR-2011
33,356	Other	TOWNSEND TREE SERVICE COMPANY INC				4,639.80	593004	1933234	EQUIP-303	APR-2011
33,357	Other	TOWNSEND TREE SERVICE COMPANY INC				21,243.00	593004	1934041	LABOR-301	APR-2011
33,358	Other	TOWNSEND TREE SERVICE COMPANY INC				3,297.30	593004	1934041	EQUIP-303	APR-2011
33,359	Other	TOWNSEND TREE SERVICE COMPANY INC				20,559.25	593004	1934647	PROJ# 132583- HAZARD CREWS LABOR 301	APR-2011
33,360	Other	TOWNSEND TREE SERVICE COMPANY INC				3,989.40	593004	1934647	PROJ# 132583- HAZARD CREWS EQUIP. 303	APR-2011
33,361	Other	TOWNSEND TREE SERVICE COMPANY INC				17,799.58	593004	1935960	LABOR-301	APR-2011
33,362	Other	TOWNSEND TREE SERVICE COMPANY INC				2,752.05	593004	1935960	EQUIP-303	APR-2011
33,363	Other	TOWNSEND TREE SERVICE COMPANY INC				24,423.77	593004	1936364	LABOR-301	APR-2011
33,364	Other	TOWNSEND TREE SERVICE COMPANY INC				3,618.60	593004	1936364	EQUIP-303	APR-2011
33,365	Other	TOWNSEND TREE SERVICE COMPANY INC				31,348.90	593004	1936566	LABOR-301	APR-2011
33,366	Other	TOWNSEND TREE SERVICE COMPANY INC				4,891.70	593004	1936566	EQUIP-303	APR-2011
33,367	Other	TOWNSEND TREE SERVICE COMPANY INC				23,770.90	593004	1936768	PROJ# 132583- HAZARD CREWS LABOR 301	APR-2011
33,368	Other	TOWNSEND TREE SERVICE COMPANY INC				4,537.85	593004	1936768	PROJ# 132583- HAZARD CREWS EQUIP. 303	APR-2011
33,369	Other	TOWNSEND TREE SERVICE COMPANY INC				25,170.05	593004	1936970	LABOR-301	APR-2011
33,370	Other	TOWNSEND TREE SERVICE COMPANY INC				3,662.30	593004	1936970	EQUIP-303	APR-2011
33,371	Other	TOWNSEND TREE SERVICE COMPANY INC				17,444.85	593004	1939279	LABOR-301	APR-2011
33,372	Other	TOWNSEND TREE SERVICE COMPANY INC				3,680.45	593004	1939279	EQUIP-303	APR-2011
33,373	Other	TOWNSEND TREE SERVICE COMPANY INC				21,795.15	593004	1942223	LABOR-301	MAY-2011
33,374	Other	TOWNSEND TREE SERVICE COMPANY INC				2,990.39	593004	1942223	EQUIP-303	MAY-2011
33,375	Other	TOWNSEND TREE SERVICE COMPANY INC				2,568.24	593004	1942425	PROJ# 132636- ROUTINE CREWS LABOR 301	MAY-2011
33,376	Other	TOWNSEND TREE SERVICE COMPANY INC				621.00	593004	1942425	PROJ# 132636- ROUTINE CREWS EQUIP. 303	MAY-2011
33,377	Other	TOWNSEND TREE SERVICE COMPANY INC				14,185.79	593004	1943536	LABOR-301	APR-2011
33,378	Other	TOWNSEND TREE SERVICE COMPANY INC				3,403.95	593004	1943536	EQUIP-303	APR-2011
33,379	Other	TOWNSEND TREE SERVICE COMPANY INC				12,772.06	593004	1947980	LABOR-301	MAY-2011
33,380	Other	TOWNSEND TREE SERVICE COMPANY INC				3,088.70	593004	1947980	EQUIP-303	MAY-2011

KENTUCKY UTILITIES COMPANY
Case No. 2012- 00221
Analysis of Professional Services Expenses For the Test Year

(A)	(B)	(C)	(D)	(E)	(F)	(G)	(H)	(I)		
Line No.	Type	Vendor	Rate Case	Audit	Other	Total	Account	Invoice	Description	Period
33,381	Other	TOWNSEND TREE SERVICE COMPANY INC				14,908.71	593004	1952324	LABOR-301	MAY-2011
33,382	Other	TOWNSEND TREE SERVICE COMPANY INC				3,053.59	593004	1952324	EQUIP-303	MAY-2011
33,383	Other	TOWNSEND TREE SERVICE COMPANY INC				13,779.31	593004	1957690	LABOR-301	JUL-2011
33,384	Other	TOWNSEND TREE SERVICE COMPANY INC				1,787.30	593004	1957690	EQUIP-303	JUL-2011
33,385	Other	TOWNSEND TREE SERVICE COMPANY INC				15,119.26	593004	1960203	LABOR-301	Jun-2011
33,386	Other	TOWNSEND TREE SERVICE COMPANY INC				2,716.50	593004	1960203	EQUIP-303	Jun-2011
33,387	Other	TOWNSEND TREE SERVICE COMPANY INC				14,962.40	593004	1961314	LABOR-301	Jun-2011
33,388	Other	TOWNSEND TREE SERVICE COMPANY INC				3,064.58	593004	1961314	EQUIP-303	Jun-2011
33,389	Other	TOWNSEND TREE SERVICE COMPANY INC				16,269.54	593004	1964950	LABOR-301	JUL-2011
33,390	Other	TOWNSEND TREE SERVICE COMPANY INC				3,702.60	593004	1964950	EQUIP-303	JUL-2011
33,391	Other	TOWNSEND TREE SERVICE COMPANY INC				15,870.94	593004	1975860	LABOR-301	SEP-2011
33,392	Other	TOWNSEND TREE SERVICE COMPANY INC				2,051.85	593004	1975860	EQUIP-303	SEP-2011
33,393	Other	TOWNSEND TREE SERVICE COMPANY INC				15,124.16	593004	1976263	PROJ# 132583- HAZARD CREWS LABOR 301	AUG-2011
33,394	Other	TOWNSEND TREE SERVICE COMPANY INC				2,408.90	593004	1976263	PROJ# 132583- HAZARD CREWS EQUIP. 303	AUG-2011
33,395	Other	TOWNSEND TREE SERVICE COMPANY INC				11,863.62	593004	1976465	LABOR-301	AUG-2011
33,396	Other	TOWNSEND TREE SERVICE COMPANY INC				2,157.45	593004	1976465	EQUIP-303	AUG-2011
33,397	Other	TOWNSEND TREE SERVICE COMPANY INC				3,064.66	593004	1976768	LABOR-301	AUG-2011
33,398	Other	TOWNSEND TREE SERVICE COMPANY INC				1,988.40	593004	1976768	EQUIP-303	AUG-2011
33,399	Other	TOWNSEND TREE SERVICE COMPANY INC				11,637.49	593004	1976971	PROJ# 132583- HAZARD CREWS LABOR 301	OCT-2011
33,400	Other	TOWNSEND TREE SERVICE COMPANY INC				2,574.75	593004	1976971	PROJ# 132583- HAZARD CREWS EQUIP. 303	OCT-2011
33,401	Other	TOWNSEND TREE SERVICE COMPANY INC				18,313.10	593004	1977374	LABOR-301	AUG-2011
33,402	Other	TOWNSEND TREE SERVICE COMPANY INC				1,897.70	593004	1977374	EQUIP-303	AUG-2011
33,403	Other	TOWNSEND TREE SERVICE COMPANY INC				35,953.67	593004	1977879	LABOR-301	SEP-2011
33,404	Other	TOWNSEND TREE SERVICE COMPANY INC				5,190.65	593004	1977879	EQUIP-303	SEP-2011
33,405	Other	TOWNSEND TREE SERVICE COMPANY INC				18,854.76	593004	1981011	PROJ# 132583- HAZARD CREWS LABOR 301	AUG-2011
33,406	Other	TOWNSEND TREE SERVICE COMPANY INC				3,974.10	593004	1981011	PROJ# 132583- HAZARD CREWS EQUIP. 303	AUG-2011
33,407	Other	TOWNSEND TREE SERVICE COMPANY INC				3,509.53	593004	1981213	LABOR-301	AUG-2011
33,408	Other	TOWNSEND TREE SERVICE COMPANY INC				1,776.40	593004	1981213	EQUIP-303	AUG-2011
33,409	Other	TOWNSEND TREE SERVICE COMPANY INC				12,408.32	593004	1981415	LABOR-301	AUG-2011
33,410	Other	TOWNSEND TREE SERVICE COMPANY INC				1,953.00	593004	1981415	EQUIP-303	AUG-2011
33,411	Other	TOWNSEND TREE SERVICE COMPANY INC				18,958.26	593004	1981718	LABOR-301	AUG-2011
33,412	Other	TOWNSEND TREE SERVICE COMPANY INC				2,804.80	593004	1981718	EQUIP-303	AUG-2011
33,413	Other	TOWNSEND TREE SERVICE COMPANY INC				13,972.10	593004	1982526	LABOR-301	SEP-2011
33,414	Other	TOWNSEND TREE SERVICE COMPANY INC				1,825.85	593004	1982526	EQUIP-303	SEP-2011
33,415	Other	TOWNSEND TREE SERVICE COMPANY INC				33,631.03	593004	1982728	LABOR-301	SEP-2011
33,416	Other	TOWNSEND TREE SERVICE COMPANY INC				4,507.10	593004	1982728	EQUIP-303	SEP-2011
33,417	Other	TOWNSEND TREE SERVICE COMPANY INC				4,261.40	593004	1984041	LABOR-301	SEP-2011
33,418	Other	TOWNSEND TREE SERVICE COMPANY INC				2,163.92	593004	1984041	EQUIP-303	SEP-2011
33,419	Other	TOWNSEND TREE SERVICE COMPANY INC				14,801.10	593004	1985960	PROJ# 132583- HAZARD CREWS LABOR 301	SEP-2011
33,420	Other	TOWNSEND TREE SERVICE COMPANY INC				3,237.00	593004	1985960	PROJ# 132583- HAZARD CREWS EQUIP. 303	SEP-2011
33,421	Other	TOWNSEND TREE SERVICE COMPANY INC				6,207.51	593004	1986162	LABOR-301	SEP-2011
33,422	Other	TOWNSEND TREE SERVICE COMPANY INC				1,339.20	593004	1986162	EQUIP-303	SEP-2011
33,423	Other	TOWNSEND TREE SERVICE COMPANY INC				2,422.07	593004	1986364	LABOR-301	SEP-2011
33,424	Other	TOWNSEND TREE SERVICE COMPANY INC				1,596.00	593004	1986364	EQUIP-303	SEP-2011
33,425	Other	TOWNSEND TREE SERVICE COMPANY INC				11,617.80	593004	1986566	LABOR-301	SEP-2011
33,426	Other	TOWNSEND TREE SERVICE COMPANY INC				1,969.80	593004	1986566	EQUIP-303	SEP-2011
33,427	Other	TOWNSEND TREE SERVICE COMPANY INC				15,564.64	593004	1986768	PROJ# 132583- HAZARD CREWS LABOR 301	OCT-2011
33,428	Other	TOWNSEND TREE SERVICE COMPANY INC				3,891.16	593004	1986768	PROJ# 132583- HAZARD CREWS EQUIP. 303	OCT-2011
33,429	Other	TOWNSEND TREE SERVICE COMPANY INC				22,320.27	593004	1986970	LABOR-301	OCT-2011
33,430	Other	TOWNSEND TREE SERVICE COMPANY INC				2,655.40	593004	1986970	EQUIP-303	OCT-2011
33,431	Other	TOWNSEND TREE SERVICE COMPANY INC				14,335.40	593004	1987374	INVOICE NO. 1-9873-74 - LABOR	OCT-2011
33,432	Other	TOWNSEND TREE SERVICE COMPANY INC				1,245.33	593004	1987374	INVOICE NO. 1-9873-74 - EQUIP	OCT-2011
33,433	Other	TOWNSEND TREE SERVICE COMPANY INC				16,899.06	593004	1992931	LABOR-301	SEP-2011
33,434	Other	TOWNSEND TREE SERVICE COMPANY INC				3,199.65	593004	1992931	EQUIP-303	SEP-2011
33,435	Other	TOWNSEND TREE SERVICE COMPANY INC				16,476.40	593004	1993435	PROJ# 132583- HAZARD CREWS LABOR 301	OCT-2011
33,436	Other	TOWNSEND TREE SERVICE COMPANY INC				3,264.00	593004	1993435	PROJ# 132583- HAZARD CREWS EQUIP. 303	OCT-2011
33,437	Other	TOWNSEND TREE SERVICE COMPANY INC				5,678.90	593004	1994041	PROJ# 132636- ROUTINE CREWS LABOR 301	NOV-2011
33,438	Other	TOWNSEND TREE SERVICE COMPANY INC				1,149.00	593004	1994041	PROJ# 132636- ROUTINE CREWS EQUIP. 303	NOV-2011
33,439	Other	TOWNSEND TREE SERVICE COMPANY INC				4,452.42	593004	1994243	LABOR-301	OCT-2011
33,440	Other	TOWNSEND TREE SERVICE COMPANY INC				956.48	593004	1994243	EQUIP-303	OCT-2011

KENTUCKY UTILITIES COMPANY
Case No. 2012- 00221
Analysis of Professional Services Expenses For the Test Year

(A)	(B)	(C)	(D)	(E)	(F)	(G)	(H)	(I)		
Line No.	Type	Vendor	Rate Case	Audit	Other	Total	Account	Invoice	Description	Period
33,441	Other	TOWNSEND TREE SERVICE COMPANY INC				3,239.62	593004	1994445	PROJ# 132636- ROUTINE CREWS LABOR 301	OCT-2011
33,442	Other	TOWNSEND TREE SERVICE COMPANY INC				706.95	593004	1994445	PROJ# 132636- ROUTINE CREWS EQUIP. 303	OCT-2011
33,443	Other	TOWNSEND TREE SERVICE COMPANY INC				26,885.15	593004	1994849	LABOR-301	OCT-2011
33,444	Other	TOWNSEND TREE SERVICE COMPANY INC				3,702.10	593004	1994849	EQUIP-303	OCT-2011
33,445	Other	TOWNSEND TREE SERVICE COMPANY INC				16,941.62	593004	1995051	LABOR-301	OCT-2011
33,446	Other	TOWNSEND TREE SERVICE COMPANY INC				2,469.20	593004	1995051	EQUIP-303	OCT-2011
33,447	Other	TOWNSEND TREE SERVICE COMPANY INC				2,185.54	593004	1995253	PROJ# 132636- ROUTINE CREWS LABOR 301	OCT-2011
33,448	Other	TOWNSEND TREE SERVICE COMPANY INC				276.40	593004	1995253	PROJ# 132636- ROUTINE CREWS EQUIP. 303	OCT-2011
33,449	Other	TOWNSEND TREE SERVICE COMPANY INC				25,565.00	593004	1995455	LABOR-301	OCT-2011
33,450	Other	TOWNSEND TREE SERVICE COMPANY INC				4,150.80	593004	1995455	EQUIP-303	OCT-2011
33,451	Other	TOWNSEND TREE SERVICE COMPANY INC				22,763.73	593004	1997071	PROJ# 132636- ROUTINE CREWS LABOR 301	OCT-2011
33,452	Other	TOWNSEND TREE SERVICE COMPANY INC				5,902.40	593004	1997071	PROJ# 132636- ROUTINE CREWS EQUIP. 303	OCT-2011
33,453	Other	TOWNSEND TREE SERVICE COMPANY INC				11,530.22	593004	002071009	LABOR-301	AUG-2011
33,454	Other	TOWNSEND TREE SERVICE COMPANY INC				2,882.55	593004	002071009	EQUIP-303	AUG-2011
33,455	Other	TOWNSEND TREE SERVICE COMPANY INC				2,837.98	593004	007071008	LABOR-301	AUG-2011
33,456	Other	TOWNSEND TREE SERVICE COMPANY INC				709.49	593004	007071008	EQUIP-303	AUG-2011
33,457	Other	TOWNSEND TREE SERVICE COMPANY INC				16,478.08	593004	11001819	LABOR-301	NOV-2011
33,458	Other	TOWNSEND TREE SERVICE COMPANY INC				11,385.20	593004	11001819	PROJ# 132636- ROUTINE CREWS LABOR 301	NOV-2011
33,459	Other	TOWNSEND TREE SERVICE COMPANY INC				5,094.10	593004	11001819	EQUIP-303	NOV-2011
33,460	Other	TOWNSEND TREE SERVICE COMPANY INC				3,196.78	593004	11001819	PROJ# 132636- ROUTINE CREWS EQUIP. 303	NOV-2011
33,461	Other	TOWNSEND TREE SERVICE COMPANY INC				844.72	593004	11001819	TOWNSEND TREE SERVICE	NOV-2011
33,462	Other	TOWNSEND TREE SERVICE COMPANY INC				12,847.67	593004	11002122	PROJ# 132636- ROUTINE CREWS LABOR 301	NOV-2011
33,463	Other	TOWNSEND TREE SERVICE COMPANY INC				1,876.25	593004	11002122	PROJ# 132636- ROUTINE CREWS EQUIP. 303	NOV-2011
33,464	Other	TOWNSEND TREE SERVICE COMPANY INC				19,321.98	593004	11002324	LABOR-301	NOV-2011
33,465	Other	TOWNSEND TREE SERVICE COMPANY INC				3,075.50	593004	11002324	EQUIP-303	NOV-2011
33,466	Other	TOWNSEND TREE SERVICE COMPANY INC				2,010.48	593004	11002526	PROJ# 132636- ROUTINE CREWS LABOR 301	NOV-2011
33,467	Other	TOWNSEND TREE SERVICE COMPANY INC				584.60	593004	11002526	PROJ# 132636- ROUTINE CREWS EQUIP. 303	NOV-2011
33,468	Other	TOWNSEND TREE SERVICE COMPANY INC				13,137.86	593004	11002728	LABOR-301	NOV-2011
33,469	Other	TOWNSEND TREE SERVICE COMPANY INC				2,493.75	593004	11002728	EQUIP-303	NOV-2011
33,470	Other	TOWNSEND TREE SERVICE COMPANY INC				22,295.49	593004	11002930	PROJ# 132583- HAZARD CREWS LABOR 301	NOV-2011
33,471	Other	TOWNSEND TREE SERVICE COMPANY INC				3,605.40	593004	11002930	PROJ# 132583- HAZARD CREWS EQUIP. 303	NOV-2011
33,472	Other	TOWNSEND TREE SERVICE COMPANY INC				18,014.88	593004	11003132	LABOR-301	NOV-2011
33,473	Other	TOWNSEND TREE SERVICE COMPANY INC				2,756.00	593004	11003132	EQUIP-303	NOV-2011
33,474	Other	TOWNSEND TREE SERVICE COMPANY INC				15,039.56	593004	11003451	LABOR-301	NOV-2011
33,475	Other	TOWNSEND TREE SERVICE COMPANY INC				2,160.75	593004	11003451	EQUIP-303	NOV-2011
33,476	Other	TOWNSEND TREE SERVICE COMPANY INC				15,197.60	593004	11003642	PROJ# 132583- HAZARD CREWS LABOR 301	NOV-2011
33,477	Other	TOWNSEND TREE SERVICE COMPANY INC				11,489.96	593004	11003642	PROJ# 132583- HAZARD CREWS LABOR 301	NOV-2011
33,478	Other	TOWNSEND TREE SERVICE COMPANY INC				2,640.00	593004	11003642	PROJ# 132583- HAZARD CREWS EQUIP. 303	NOV-2011
33,479	Other	TOWNSEND TREE SERVICE COMPANY INC				2,244.00	593004	11003642	PROJ# 132583- HAZARD CREWS EQUIP. 303	NOV-2011
33,480	Other	TOWNSEND TREE SERVICE COMPANY INC				32,642.66	593004	11004647	LABOR-301	NOV-2011
33,481	Other	TOWNSEND TREE SERVICE COMPANY INC				10,538.65	593004	11004647	EQUIP-303	NOV-2011
33,482	Other	TOWNSEND TREE SERVICE COMPANY INC				2,119.25	593004	11005467	LABOR-301	Dec-2011
33,483	Other	TOWNSEND TREE SERVICE COMPANY INC				294.25	593004	11005467	EQUIP-303	Dec-2011
33,484	Other	TOWNSEND TREE SERVICE COMPANY INC				25,020.70	593004	11005668	LABOR-301	NOV-2011
33,485	Other	TOWNSEND TREE SERVICE COMPANY INC				4,296.35	593004	11005668	EQUIP-303	NOV-2011
33,486	Other	TOWNSEND TREE SERVICE COMPANY INC				3,010.06	593004	11005971	PROJ# 132636- ROUTINE CREWS LABOR 301	NOV-2011
33,487	Other	TOWNSEND TREE SERVICE COMPANY INC				996.70	593004	11005971	PROJ# 132636- ROUTINE CREWS EQUIP. 303	NOV-2011
33,488	Other	TOWNSEND TREE SERVICE COMPANY INC				7,887.29	593004	11006072	LABOR-301	Dec-2011
33,489	Other	TOWNSEND TREE SERVICE COMPANY INC				1,368.40	593004	11006072	EQUIP-303	Dec-2011
33,490	Other	TOWNSEND TREE SERVICE COMPANY INC				26,411.50	593004	11006174	PROJ# 132583- HAZARD CREWS LABOR 301	Dec-2011
33,491	Other	TOWNSEND TREE SERVICE COMPANY INC				4,891.50	593004	11006174	PROJ# 132583- HAZARD CREWS EQUIP. 303	Dec-2011
33,492	Other	TOWNSEND TREE SERVICE COMPANY INC				21,126.40	593004	11006273	LABOR-301	NOV-2011
33,493	Other	TOWNSEND TREE SERVICE COMPANY INC				3,235.40	593004	11006273	EQUIP-303	NOV-2011
33,494	Other	TOWNSEND TREE SERVICE COMPANY INC				17,305.80	593004	11006375	LABOR-301	NOV-2011
33,495	Other	TOWNSEND TREE SERVICE COMPANY INC				2,287.50	593004	11006375	EQUIP-303	NOV-2011
33,496	Other	TOWNSEND TREE SERVICE COMPANY INC				23,393.00	593004	11006478	PROJ# 132583- HAZARD CREWS LABOR 301	Dec-2011
33,497	Other	TOWNSEND TREE SERVICE COMPANY INC				5,121.50	593004	11006478	PROJ# 132583- HAZARD CREWS EQUIP. 303	Dec-2011
33,498	Other	TOWNSEND TREE SERVICE COMPANY INC				10,542.80	593004	11006577	LABOR-301	NOV-2011
33,499	Other	TOWNSEND TREE SERVICE COMPANY INC				1,788.00	593004	11006577	EQUIP-303	NOV-2011
33,500	Other	TOWNSEND TREE SERVICE COMPANY INC				32,555.60	593004	11008283	LABOR-301	Dec-2011

KENTUCKY UTILITIES COMPANY
Case No. 2012- 00221
Analysis of Professional Services Expenses For the Test Year

(A)	(B)	(C)	(D)	(E)	(F)	(G)	(H)	(I)		
Line No.	Type	Vendor	Rate Case	Audit	Other	Total	Account	Invoice	Description	Period
33,501	Other	TOWNSEND TREE SERVICE COMPANY INC				8,473.50	593004	11008283	EQUIP-303	Dec-2011
33,502	Other	TOWNSEND TREE SERVICE COMPANY INC				12,188.70	593004	11009798	LABOR-301	Dec-2011
33,503	Other	TOWNSEND TREE SERVICE COMPANY INC				2,565.70	593004	11009798	EQUIP-303	Dec-2011
33,504	Other	TOWNSEND TREE SERVICE COMPANY INC				2,492.62	593004	011092056	LABOR-301	OCT-2011
33,505	Other	TOWNSEND TREE SERVICE COMPANY INC				623.16	593004	011092056	EQUIP-303	OCT-2011
33,506	Other	TOWNSEND TREE SERVICE COMPANY INC				22,249.87	593004	19410941	PROJ# 132583- HAZARD CREWS LABOR 301	MAY-2011
33,507	Other	TOWNSEND TREE SERVICE COMPANY INC				4,228.70	593004	19410941	PROJ# 132583- HAZARD CREWS EQUIP. 303	MAY-2011
33,508	Other	TOWNSEND TREE SERVICE COMPANY INC				3,764.54	593004	110101102	PROJ# 132636- ROUTINE CREWS HAZARD WORK LABOR 0301	Feb-2012
33,509	Other	TOWNSEND TREE SERVICE COMPANY INC				475.60	593004	110101102	PROJ# 132636- ROUTINE CREWS HAZARD WORK EQUIP 0303	Feb-2012
33,510	Other	TOWNSEND TREE SERVICE COMPANY INC				30,352.11	593004	110103104	LABOR-301	Dec-2011
33,511	Other	TOWNSEND TREE SERVICE COMPANY INC				4,607.50	593004	110103104	EQUIP-303	Dec-2011
33,512	Other	TOWNSEND TREE SERVICE COMPANY INC				21,245.47	593004	110108109	LABOR-301	Dec-2011
33,513	Other	TOWNSEND TREE SERVICE COMPANY INC				3,155.50	593004	110108109	EQUIP-303	Dec-2011
33,514	Other	TOWNSEND TREE SERVICE COMPANY INC				15,560.25	593004	110110111	LABOR-301	Dec-2011
33,515	Other	TOWNSEND TREE SERVICE COMPANY INC				1,544.25	593004	110110111	EQUIP-303	Dec-2011
33,516	Other	TOWNSEND TREE SERVICE COMPANY INC				7,352.45	593004	110112113	PROJ# 132636- ROUTINE CREWS LABOR 301	Dec-2011
33,517	Other	TOWNSEND TREE SERVICE COMPANY INC				1,539.75	593004	110112113	PROJ# 132636- ROUTINE CREWS EQUIP. 303	Dec-2011
33,518	Other	TOWNSEND TREE SERVICE COMPANY INC				10,219.10	593004	110114115	LABOR-301	Dec-2011
33,519	Other	TOWNSEND TREE SERVICE COMPANY INC				1,629.50	593004	110114115	EQUIP-303	Dec-2011
33,520	Other	TOWNSEND TREE SERVICE COMPANY INC				28,342.50	593004	110116117	PROJ# 132583- HAZARD CREWS LABOR 301	Dec-2011
33,521	Other	TOWNSEND TREE SERVICE COMPANY INC				5,280.00	593004	110116117	PROJ# 132583- HAZARD CREWS EQUIP. 303	Dec-2011
33,522	Other	TOWNSEND TREE SERVICE COMPANY INC				22,868.48	593004	110120122	PROJ# 132583- HAZARD CREWS LABOR 301	Dec-2011
33,523	Other	TOWNSEND TREE SERVICE COMPANY INC				3,866.20	593004	110120122	PROJ# 132583- HAZARD CREWS EQUIP. 303	Dec-2011
33,524	Other	TOWNSEND TREE SERVICE COMPANY INC				17,902.08	593004	110124125	LABOR-301	Dec-2011
33,525	Other	TOWNSEND TREE SERVICE COMPANY INC				3,212.00	593004	110124125	EQUIP-303	Dec-2011
33,526	Other	TOWNSEND TREE SERVICE COMPANY INC				13,863.90	593004	110131144	LABOR-301	Dec-2011
33,527	Other	TOWNSEND TREE SERVICE COMPANY INC				2,356.50	593004	110131144	EQUIP-303	Dec-2011
33,528	Other	TOWNSEND TREE SERVICE COMPANY INC				27,771.10	593004	110136143	PROJ# 132583- HAZARD CREWS LABOR 301	Dec-2011
33,529	Other	TOWNSEND TREE SERVICE COMPANY INC				5,302.50	593004	110136143	PROJ# 132583- HAZARD CREWS EQUIP. 303	Dec-2011
33,530	Other	TOWNSEND TREE SERVICE COMPANY INC				10,550.22	593004	110137148	LABOR-301	Dec-2011
33,531	Other	TOWNSEND TREE SERVICE COMPANY INC				1,245.45	593004	110137148	EQUIP-303	Dec-2011
33,532	Other	TOWNSEND TREE SERVICE COMPANY INC				14,688.40	593004	110138149	PROJ# 132583- HAZARD CREWS LABOR 301	Dec-2011
33,533	Other	TOWNSEND TREE SERVICE COMPANY INC				14,066.60	593004	110138149	PROJ# 132583- HAZARD CREWS LABOR 301	Dec-2011
33,534	Other	TOWNSEND TREE SERVICE COMPANY INC				2,640.00	593004	110138149	PROJ# 132583- HAZARD CREWS EQUIP. 303	Dec-2011
33,535	Other	TOWNSEND TREE SERVICE COMPANY INC				2,640.00	593004	110138149	PROJ# 132583- HAZARD CREWS EQUIP. 303	Dec-2011
33,536	Other	TOWNSEND TREE SERVICE COMPANY INC				22,420.00	593004	110139147	LABOR-301	Dec-2011
33,537	Other	TOWNSEND TREE SERVICE COMPANY INC				2,977.50	593004	110139147	EQUIP-303	Dec-2011
33,538	Other	TOWNSEND TREE SERVICE COMPANY INC				194.88	593004	110140150	PROJ# 132583- HAZARD CREWS EQUIP. 303	Dec-2011
33,539	Other	TOWNSEND TREE SERVICE COMPANY INC				9,739.85	593004	110141146	LABOR-301	Dec-2011
33,540	Other	TOWNSEND TREE SERVICE COMPANY INC				4,012.60	593004	110141146	EQUIP-303	Dec-2011
33,541	Other	TOWNSEND TREE SERVICE COMPANY INC				37,598.81	593004	110142145	LABOR-301	Dec-2011
33,542	Other	TOWNSEND TREE SERVICE COMPANY INC				6,973.85	593004	110142145	EQUIP-303	Dec-2011
33,543	Other	TOWNSEND TREE SERVICE COMPANY INC				431.28	593004	110163179	PROJ# 132583- EXTERNAL HAZARD TREE WORK EQUIP 0303	MAR-2012
33,544	Other	TOWNSEND TREE SERVICE COMPANY INC				11,781.42	593004	192201017	LABOR-301	Dec-2011
33,545	Other	TOWNSEND TREE SERVICE COMPANY INC				1,456.12	593004	192201017	EQUIP-303	Dec-2011
33,546	Other	TOWNSEND TREE SERVICE COMPANY INC				11,781.42	593004	192202431	LABOR-301	Dec-2011
33,547	Other	TOWNSEND TREE SERVICE COMPANY INC				1,456.12	593004	192202431	EQUIP-303	Dec-2011
33,548	Other	TOWNSEND TREE SERVICE COMPANY INC				46,750.00	593004	192401017	LABOR-301	Dec-2011
33,549	Other	TOWNSEND TREE SERVICE COMPANY INC				8,250.00	593004	192401017	EQUIP-303	Dec-2011
33,550	Other	TOWNSEND TREE SERVICE COMPANY INC				46,750.00	593004	192402431	LABOR-301	Dec-2011
33,551	Other	TOWNSEND TREE SERVICE COMPANY INC				8,250.00	593004	192402431	EQUIP-303	Dec-2011
33,552	Other	TOWNSEND TREE SERVICE COMPANY INC				22,100.00	593004	192501017	LABOR-301	Dec-2011
33,553	Other	TOWNSEND TREE SERVICE COMPANY INC				3,900.00	593004	192501017	EQUIP-303	Dec-2011
33,554	Other	TOWNSEND TREE SERVICE COMPANY INC				17,243.64	593004	192502431	LABOR-301	Dec-2011
33,555	Other	TOWNSEND TREE SERVICE COMPANY INC				4,856.36	593004	192502431	PROJ# 132636- ROUTINE CREWS LABOR 301	Dec-2011
33,556	Other	TOWNSEND TREE SERVICE COMPANY INC				3,043.00	593004	192502431	EQUIP-303	Dec-2011
33,557	Other	TOWNSEND TREE SERVICE COMPANY INC				857.00	593004	192502431	PROJ# 132636- ROUTINE CREWS EQUIP. 303	Dec-2011
33,558	Other	TOWNSEND TREE SERVICE COMPANY INC				9,558.40	593004	192601017	LABOR-301	Dec-2011
33,559	Other	TOWNSEND TREE SERVICE COMPANY INC				2,389.60	593004	192601017	EQUIP-303	Dec-2011
33,560	Other	TOWNSEND TREE SERVICE COMPANY INC				9,558.40	593004	192602431	LABOR-301	Dec-2011

KENTUCKY UTILITIES COMPANY
Case No. 2012- 00221
Analysis of Professional Services Expenses For the Test Year

(A)	(B)	(C)	(D)	(E)	(F)	(G)	(H)	(I)		
Line No.	Type	Vendor	Rate Case	Audit	Other	Total	Account	Invoice	Description	Period
33,561	Other	TOWNSEND TREE SERVICE COMPANY INC				2,389.60	593004	192602431	EQUIP-303	Dec-2011
33,562	Other	TOWNSEND TREE SERVICE COMPANY INC				18,878.49	593004	192611017	PROJ# 132583- HAZARD CREWS LABOR 301	Dec-2011
33,563	Other	TOWNSEND TREE SERVICE COMPANY INC				12,622.26	593004	192611017	PROJ# 132583- HAZARD CREWS LABOR 301	Dec-2011
33,564	Other	TOWNSEND TREE SERVICE COMPANY INC				11,459.30	593004	192611017	PROJ# 132635- MID CYCLE CREWS LABOR 301	Dec-2011
33,565	Other	TOWNSEND TREE SERVICE COMPANY INC				4,719.62	593004	192611017	PROJ# 132583- HAZARD CREWS EQUIP. 303	Dec-2011
33,566	Other	TOWNSEND TREE SERVICE COMPANY INC				3,155.50	593004	192611017	PROJ# 132583- HAZARD CREWS EQUIP. 303	Dec-2011
33,567	Other	TOWNSEND TREE SERVICE COMPANY INC				2,864.83	593004	192611017	PROJ# 132635- MID CYCLE CREWS EQUIP. 303	Dec-2011
33,568	Other	TOWNSEND TREE SERVICE COMPANY INC				37,777.80	593004	192612431	PROJ# 132583- HAZARD CREWS LABOR 301	Dec-2011
33,569	Other	TOWNSEND TREE SERVICE COMPANY INC				12,622.26	593004	192612431	PROJ# 132583- HAZARD CREWS LABOR 301	Dec-2011
33,570	Other	TOWNSEND TREE SERVICE COMPANY INC				9,444.44	593004	192612431	PROJ# 132583- HAZARD CREWS EQUIP. 303	Dec-2011
33,571	Other	TOWNSEND TREE SERVICE COMPANY INC				3,155.50	593004	192612431	PROJ# 132583- HAZARD CREWS EQUIP. 303	Dec-2011
33,572	Other	TOWNSEND TREE SERVICE COMPANY INC				18,994.58	593004	192711017	LABOR-301	Dec-2011
33,573	Other	TOWNSEND TREE SERVICE COMPANY INC				4,748.64	593004	192711017	EQUIP-303	Dec-2011
33,574	Other	TOWNSEND TREE SERVICE COMPANY INC				18,994.58	593004	192712431	LABOR-301	Dec-2011
33,575	Other	TOWNSEND TREE SERVICE COMPANY INC				4,748.64	593004	192712431	EQUIP-303	Dec-2011
33,576	Other	TOWNSEND TREE SERVICE COMPANY INC				35,679.07	593004	192721017	PROJ# 132583- HAZARD CREWS LABOR 301	Dec-2011
33,577	Other	TOWNSEND TREE SERVICE COMPANY INC				8,919.77	593004	192721017	PROJ# 132583- HAZARD CREWS EQUIP. 303	Dec-2011
33,578	Other	TOWNSEND TREE SERVICE COMPANY INC				35,679.07	593004	192722431	PROJ# 132583- HAZARD CREWS LABOR 301	Dec-2011
33,579	Other	TOWNSEND TREE SERVICE COMPANY INC				8,919.77	593004	192722431	PROJ# 132583- HAZARD CREWS EQUIP. 303	Dec-2011
33,580	Other	TOWNSEND TREE SERVICE COMPANY INC				12,247.48	593004	192821724	LABOR-301	Dec-2011
33,581	Other	TOWNSEND TREE SERVICE COMPANY INC				2,508.52	593004	192821724	EQUIP-303	Dec-2011
33,582	Other	TOWNSEND TREE SERVICE COMPANY INC				13,475.90	593004	193439344	PROJ# 132583- HAZARD CREWS LABOR 301	APR-2011
33,583	Other	TOWNSEND TREE SERVICE COMPANY INC				3,098.55	593004	193439344	PROJ# 132583- HAZARD CREWS EQUIP. 303	APR-2011
33,584	Other	TOWNSEND TREE SERVICE COMPANY INC				7,096.84	593004	193719394	PROJ# 132583- HAZARD CREWS LABOR 301	MAY-2011
33,585	Other	TOWNSEND TREE SERVICE COMPANY INC				1,795.50	593004	193719394	PROJ# 132583- HAZARD CREWS EQUIP. 303	MAY-2011
33,586	Other	TOWNSEND TREE SERVICE COMPANY INC				477.40	593004	193719394	PROJ# 132583- HAZARD CREWS LABOR 301	MAY-2011
33,587	Other	TOWNSEND TREE SERVICE COMPANY INC				172.50	593004	193719394	PROJ# 132583- HAZARD CREWS EQUIP. 303	MAY-2011
33,588	Other	TOWNSEND TREE SERVICE COMPANY INC				17,442.83	593004	194049405	LABOR-301	APR-2011
33,589	Other	TOWNSEND TREE SERVICE COMPANY INC				3,337.75	593004	194049405	EQUIP-303	APR-2011
33,590	Other	TOWNSEND TREE SERVICE COMPANY INC				6,779.39	593004	194089409	PROJ# 132636- ROUTINE CREWS LABOR 301	APR-2011
33,591	Other	TOWNSEND TREE SERVICE COMPANY INC				788.10	593004	194089409	PROJ# 132636- ROUTINE CREWS EQUIP. 303	APR-2011
33,592	Other	TOWNSEND TREE SERVICE COMPANY INC				29,608.80	593004	194129413	LABOR-301	MAY-2011
33,593	Other	TOWNSEND TREE SERVICE COMPANY INC				4,062.05	593004	194129413	EQUIP-303	MAY-2011
33,594	Other	TOWNSEND TREE SERVICE COMPANY INC				15,242.83	593004	194159416	LABOR-301	MAY-2011
33,595	Other	TOWNSEND TREE SERVICE COMPANY INC				2,223.30	593004	194159416	EQUIP-303	MAY-2011
33,596	Other	TOWNSEND TREE SERVICE COMPANY INC				919.22	935403	194179418	INVOICE NO. 1-9417-9418 - LABOR	Jun-2011
33,597	Other	TOWNSEND TREE SERVICE COMPANY INC				301.15	935403	194179418	INVOICE NO. 1-9417-9418 - EQUIP	Jun-2011
33,598	Other	TOWNSEND TREE SERVICE COMPANY INC				5,851.07	593004	194539454	INVOICE NO. 1-9453-9454 - LABOR	MAY-2011
33,599	Other	TOWNSEND TREE SERVICE COMPANY INC				3,797.96	593004	194539454	INVOICE NO. 1-9453-9454 - LABOR	MAY-2011
33,600	Other	TOWNSEND TREE SERVICE COMPANY INC				530.70	593004	194539454	INVOICE NO. 1-9453-9454 - EQUIP	MAY-2011
33,601	Other	TOWNSEND TREE SERVICE COMPANY INC				440.10	593004	194539454	INVOICE NO. 1-9453-9454 - EQUIP	MAY-2011
33,602	Other	TOWNSEND TREE SERVICE COMPANY INC				18,894.49	593004	194559456	LABOR-301	MAY-2011
33,603	Other	TOWNSEND TREE SERVICE COMPANY INC				2,879.55	593004	194559456	EQUIP-303	MAY-2011
33,604	Other	TOWNSEND TREE SERVICE COMPANY INC				20,780.58	593004	194579458	PROJ# 132583- HAZARD CREWS LABOR 301	MAY-2011
33,605	Other	TOWNSEND TREE SERVICE COMPANY INC				3,332.30	593004	194579458	PROJ# 132583- HAZARD CREWS EQUIP. 303	MAY-2011
33,606	Other	TOWNSEND TREE SERVICE COMPANY INC				10,283.92	593004	194599460	PROJ# 132583- HAZARD CREWS LABOR 301	MAY-2011
33,607	Other	TOWNSEND TREE SERVICE COMPANY INC				2,507.85	593004	194599460	PROJ# 132583- HAZARD CREWS EQUIP. 303	MAY-2011
33,608	Other	TOWNSEND TREE SERVICE COMPANY INC				19,755.58	593004	194619462	LABOR-301	MAY-2011
33,609	Other	TOWNSEND TREE SERVICE COMPANY INC				3,766.60	593004	194619462	EQUIP-303	MAY-2011
33,610	Other	TOWNSEND TREE SERVICE COMPANY INC				26,478.46	593004	194639464	LABOR-301	MAY-2011
33,611	Other	TOWNSEND TREE SERVICE COMPANY INC				5,007.35	593004	194639464	EQUIP-303	MAY-2011
33,612	Other	TOWNSEND TREE SERVICE COMPANY INC				28,007.01	593004	194659466	LABOR-301	MAY-2011
33,613	Other	TOWNSEND TREE SERVICE COMPANY INC				3,825.98	593004	194659466	EQUIP-303	MAY-2011
33,614	Other	TOWNSEND TREE SERVICE COMPANY INC				8,988.97	593004	194909407	PROJ# 132583- HAZARD CREWS LABOR 301	MAY-2011
33,615	Other	TOWNSEND TREE SERVICE COMPANY INC				2,769.00	593004	194909407	PROJ# 132583- HAZARD CREWS EQUIP. 303	MAY-2011
33,616	Other	TOWNSEND TREE SERVICE COMPANY INC				12,809.94	593004	194919504	PROJ# 132583- HAZARD CREWS LABOR 301	Jun-2011
33,617	Other	TOWNSEND TREE SERVICE COMPANY INC				2,585.70	593004	194919504	PROJ# 132583- HAZARD CREWS EQUIP. 303	Jun-2011
33,618	Other	TOWNSEND TREE SERVICE COMPANY INC				2,253.84	593004	194929502	INVOICE NO. 1-9492-9502 - LABOR	MAY-2011
33,619	Other	TOWNSEND TREE SERVICE COMPANY INC				212.40	593004	194929502	INVOICE NO. 1-9492-9502 - EQUIP	MAY-2011
33,620	Other	TOWNSEND TREE SERVICE COMPANY INC				19,182.66	593004	194939501	LABOR-301	MAY-2011

KENTUCKY UTILITIES COMPANY
Case No. 2012- 00221
Analysis of Professional Services Expenses For the Test Year

(A)	(B)	(C)	(D)	(E)	(F)	(G)	(H)	(I)		
Line No.	Type	Vendor	Rate Case	Audit	Other	Total	Account	Invoice	Description	Period
33,621	Other	TOWNSEND TREE SERVICE COMPANY INC				3,671.05	593004	194939501	EQUIP-303	MAY-2011
33,622	Other	TOWNSEND TREE SERVICE COMPANY INC				6,091.60	593004	194949506	INVOICE NO. 1-9494-9506 - LABOR	MAY-2011
33,623	Other	TOWNSEND TREE SERVICE COMPANY INC				705.00	593004	194949506	INVOICE NO. 1-9494-9506 - EQUIP	MAY-2011
33,624	Other	TOWNSEND TREE SERVICE COMPANY INC				18,272.45	593004	194959507	LABOR-301	MAY-2011
33,625	Other	TOWNSEND TREE SERVICE COMPANY INC				2,491.05	593004	194959507	EQUIP-303	MAY-2011
33,626	Other	TOWNSEND TREE SERVICE COMPANY INC				19,757.03	593004	194969505	PROJ# 132583- HAZARD CREWS LABOR 301	Jun-2011
33,627	Other	TOWNSEND TREE SERVICE COMPANY INC				4,253.55	593004	194969505	PROJ# 132583- HAZARD CREWS EQUIP. 303	Jun-2011
33,628	Other	TOWNSEND TREE SERVICE COMPANY INC				26,322.21	593004	194979510	LABOR-301	JUL-2011
33,629	Other	TOWNSEND TREE SERVICE COMPANY INC				3,653.60	593004	194979510	EQUIP-303	JUL-2011
33,630	Other	TOWNSEND TREE SERVICE COMPANY INC				30,817.28	593004	194999511	LABOR-301	JUL-2011
33,631	Other	TOWNSEND TREE SERVICE COMPANY INC				5,447.85	593004	194999511	EQUIP-303	JUL-2011
33,632	Other	TOWNSEND TREE SERVICE COMPANY INC				26,347.90	593004	195349535	LABOR-301	Jun-2011
33,633	Other	TOWNSEND TREE SERVICE COMPANY INC				3,692.03	593004	195349535	EQUIP-303	Jun-2011
33,634	Other	TOWNSEND TREE SERVICE COMPANY INC				22,448.80	593004	195369537	PROJ# 132583- HAZARD CREWS LABOR 301	Jun-2011
33,635	Other	TOWNSEND TREE SERVICE COMPANY INC				4,631.20	593004	195369537	PROJ# 132583- HAZARD CREWS EQUIP. 303	Jun-2011
33,636	Other	TOWNSEND TREE SERVICE COMPANY INC				13,138.40	593004	195389539	PROJ# 132583- HAZARD CREWS LABOR 301	Jun-2011
33,637	Other	TOWNSEND TREE SERVICE COMPANY INC				2,652.00	593004	195389539	PROJ# 132583- HAZARD CREWS EQUIP. 303	Jun-2011
33,638	Other	TOWNSEND TREE SERVICE COMPANY INC				3,837.40	593004	195409541	PROJ# 132636- ROUTINE CREWS LABOR 301	Jun-2011
33,639	Other	TOWNSEND TREE SERVICE COMPANY INC				783.90	593004	195409541	PROJ# 132636- ROUTINE CREWS EQUIP. 303	Jun-2011
33,640	Other	TOWNSEND TREE SERVICE COMPANY INC				19,177.10	593004	195439544	LABOR-301	Jun-2011
33,641	Other	TOWNSEND TREE SERVICE COMPANY INC				4,129.50	593004	195439544	EQUIP-303	Jun-2011
33,642	Other	TOWNSEND TREE SERVICE COMPANY INC				26,224.95	593004	195479548	LABOR-301	JUL-2011
33,643	Other	TOWNSEND TREE SERVICE COMPANY INC				3,458.66	593004	195479548	EQUIP-303	JUL-2011
33,644	Other	TOWNSEND TREE SERVICE COMPANY INC				30,707.76	593004	195519552	LABOR-301	JUL-2011
33,645	Other	TOWNSEND TREE SERVICE COMPANY INC				5,583.97	593004	195519552	EQUIP-303	JUL-2011
33,646	Other	TOWNSEND TREE SERVICE COMPANY INC				26,185.48	593004	195729590	LABOR-301	Jun-2011
33,647	Other	TOWNSEND TREE SERVICE COMPANY INC				4,220.40	593004	195729590	EQUIP-303	Jun-2011
33,648	Other	TOWNSEND TREE SERVICE COMPANY INC				20,784.47	593004	195739584	PROJ# 132583- HAZARD CREWS LABOR 301	JUL-2011
33,649	Other	TOWNSEND TREE SERVICE COMPANY INC				4,351.10	593004	195739584	PROJ# 132583- HAZARD CREWS EQUIP. 303	JUL-2011
33,650	Other	TOWNSEND TREE SERVICE COMPANY INC				32,195.61	593004	195799593	LABOR-301	JUL-2011
33,651	Other	TOWNSEND TREE SERVICE COMPANY INC				5,633.50	593004	195799593	EQUIP-303	JUL-2011
33,652	Other	TOWNSEND TREE SERVICE COMPANY INC				18,453.18	593004	195819585	LABOR-301	Jun-2011
33,653	Other	TOWNSEND TREE SERVICE COMPANY INC				2,472.10	593004	195819585	EQUIP-303	Jun-2011
33,654	Other	TOWNSEND TREE SERVICE COMPANY INC				11,159.47	593004	195829589	PROJ# 132583- HAZARD CREWS LABOR 301	Jun-2011
33,655	Other	TOWNSEND TREE SERVICE COMPANY INC				2,282.70	593004	195829589	PROJ# 132583- HAZARD CREWS EQUIP. 303	Jun-2011
33,656	Other	TOWNSEND TREE SERVICE COMPANY INC				11,852.60	593004	196189619	PROJ# 132583- HAZARD CREWS LABOR 301	JUL-2011
33,657	Other	TOWNSEND TREE SERVICE COMPANY INC				11,157.06	593004	196189619	PROJ# 132583- HAZARD CREWS LABOR 301	JUL-2011
33,658	Other	TOWNSEND TREE SERVICE COMPANY INC				2,315.60	593004	196189619	PROJ# 132583- HAZARD CREWS EQUIP. 303	JUL-2011
33,659	Other	TOWNSEND TREE SERVICE COMPANY INC				2,219.80	593004	196189619	PROJ# 132583- HAZARD CREWS EQUIP. 303	JUL-2011
33,660	Other	TOWNSEND TREE SERVICE COMPANY INC				24,839.13	593004	196209621	LABOR-301	JUL-2011
33,661	Other	TOWNSEND TREE SERVICE COMPANY INC				4,073.40	593004	196209621	EQUIP-303	JUL-2011
33,662	Other	TOWNSEND TREE SERVICE COMPANY INC				38,143.26	593004	196229623	LABOR-301	JUL-2011
33,663	Other	TOWNSEND TREE SERVICE COMPANY INC				5,477.60	593004	196229623	EQUIP-303	JUL-2011
33,664	Other	TOWNSEND TREE SERVICE COMPANY INC				13,504.22	593004	196249625	LABOR-301	JUL-2011
33,665	Other	TOWNSEND TREE SERVICE COMPANY INC				2,539.25	593004	196249625	EQUIP-303	JUL-2011
33,666	Other	TOWNSEND TREE SERVICE COMPANY INC				21,337.68	593004	196289629	LABOR-301	JUL-2011
33,667	Other	TOWNSEND TREE SERVICE COMPANY INC				2,748.20	593004	196289629	EQUIP-303	JUL-2011
33,668	Other	TOWNSEND TREE SERVICE COMPANY INC				2,177.10	593004	196309631	PROJ# 132636- ROUTINE CREWS LABOR 301	JUL-2011
33,669	Other	TOWNSEND TREE SERVICE COMPANY INC				759.00	593004	196309631	PROJ# 132636- ROUTINE CREWS EQUIP. 303	JUL-2011
33,670	Other	TOWNSEND TREE SERVICE COMPANY INC				7,947.31	593004	196369638	PROJ# 132583- HAZARD CREWS LABOR 301	JUL-2011
33,671	Other	TOWNSEND TREE SERVICE COMPANY INC				1,469.50	593004	196369638	PROJ# 132583- HAZARD CREWS EQUIP. 303	JUL-2011
33,672	Other	TOWNSEND TREE SERVICE COMPANY INC				4,446.44	593004	196379639	PROJ# 132635- MID CYCLE CREWS LABOR 301	JUL-2011
33,673	Other	TOWNSEND TREE SERVICE COMPANY INC				1,023.00	593004	196379639	PROJ# 132635- MID CYCLE CREWS EQUIP. 303	JUL-2011
33,674	Other	TOWNSEND TREE SERVICE COMPANY INC				27,742.30	593004	196659681	LABOR-301	JUL-2011
33,675	Other	TOWNSEND TREE SERVICE COMPANY INC				4,357.50	593004	196659681	EQUIP-303	JUL-2011
33,676	Other	TOWNSEND TREE SERVICE COMPANY INC				10,714.30	593004	196679677	PROJ# 132583- HAZARD CREWS LABOR 301	JUL-2011
33,677	Other	TOWNSEND TREE SERVICE COMPANY INC				9,957.20	593004	196679677	PROJ# 132583- HAZARD CREWS LABOR 301	JUL-2011
33,678	Other	TOWNSEND TREE SERVICE COMPANY INC				2,315.60	593004	196679677	PROJ# 132583- HAZARD CREWS EQUIP. 303	JUL-2011
33,679	Other	TOWNSEND TREE SERVICE COMPANY INC				1,909.20	593004	196679677	PROJ# 132583- HAZARD CREWS EQUIP. 303	JUL-2011
33,680	Other	TOWNSEND TREE SERVICE COMPANY INC				11,274.88	593004	196689682	PROJ# 132583- HAZARD CREWS LABOR 301	JUL-2011

KENTUCKY UTILITIES COMPANY
Case No. 2012- 00221
Analysis of Professional Services Expenses For the Test Year

(A)	(B)	(C)	(D)	(E)	(F)	(G)	(H)	(I)		
Line No.	Type	Vendor	Rate Case	Audit	Other	Total	Account	Invoice	Description	Period
33,681	Other	TOWNSEND TREE SERVICE COMPANY INC				2,081.25	593004	196689682	PROJ# 132583- HAZARD CREWS EQUIP. 303	JUL-2011
33,682	Other	TOWNSEND TREE SERVICE COMPANY INC				19,003.34	593004	196739683	LABOR-301	JUL-2011
33,683	Other	TOWNSEND TREE SERVICE COMPANY INC				2,540.40	593004	196739683	EQUIP-303	JUL-2011
33,684	Other	TOWNSEND TREE SERVICE COMPANY INC				21,590.66	593004	196749680	LABOR-301	JUL-2011
33,685	Other	TOWNSEND TREE SERVICE COMPANY INC				3,610.20	593004	196749680	EQUIP-303	JUL-2011
33,686	Other	TOWNSEND TREE SERVICE COMPANY INC				44,781.46	593004	196759676	LABOR-301	JUL-2011
33,687	Other	TOWNSEND TREE SERVICE COMPANY INC				6,483.90	593004	196759676	EQUIP-303	JUL-2011
33,688	Other	TOWNSEND TREE SERVICE COMPANY INC				16,351.17	593004	196899700	LABOR-301	JUL-2011
33,689	Other	TOWNSEND TREE SERVICE COMPANY INC				3,481.50	593004	196899700	EQUIP-303	JUL-2011
33,690	Other	TOWNSEND TREE SERVICE COMPANY INC				1,241.76	593002	196899699	INVOICE NO. 1-9698-9699 - LABOR	JUL-2011
33,691	Other	TOWNSEND TREE SERVICE COMPANY INC				170.40	593002	196899699	INVOICE NO. 1-9698-9699 - EQUIP	JUL-2011
33,692	Other	TOWNSEND TREE SERVICE COMPANY INC				16,949.80	593004	197129725	PROJ# 132583- HAZARD CREWS LABOR 301	AUG-2011
33,693	Other	TOWNSEND TREE SERVICE COMPANY INC				3,617.10	593004	197129725	PROJ# 132583- HAZARD CREWS EQUIP. 303	AUG-2011
33,694	Other	TOWNSEND TREE SERVICE COMPANY INC				2,817.51	593004	197139734	LABOR-301	AUG-2011
33,695	Other	TOWNSEND TREE SERVICE COMPANY INC				1,896.00	593004	197139734	EQUIP-303	AUG-2011
33,696	Other	TOWNSEND TREE SERVICE COMPANY INC				13,478.67	593004	197149733	LABOR-301	AUG-2011
33,697	Other	TOWNSEND TREE SERVICE COMPANY INC				2,327.40	593004	197149733	EQUIP-303	AUG-2011
33,698	Other	TOWNSEND TREE SERVICE COMPANY INC				16,746.56	593004	197169731	LABOR-301	AUG-2011
33,699	Other	TOWNSEND TREE SERVICE COMPANY INC				2,068.95	593004	197169731	EQUIP-303	AUG-2011
33,700	Other	TOWNSEND TREE SERVICE COMPANY INC				11,613.16	593004	197219729	PROJ# 132583- HAZARD CREWS LABOR 301	AUG-2011
33,701	Other	TOWNSEND TREE SERVICE COMPANY INC				1,902.00	593004	197219729	PROJ# 132583- HAZARD CREWS EQUIP. 303	AUG-2011
33,702	Other	TOWNSEND TREE SERVICE COMPANY INC				3,979.02	593004	197229730	PROJ# 132635- MID CYCLE CREWS LABOR 301	AUG-2011
33,703	Other	TOWNSEND TREE SERVICE COMPANY INC				2,876.96	593004	197229730	PROJ# 132635- MID CYCLE CREWS LABOR 301	AUG-2011
33,704	Other	TOWNSEND TREE SERVICE COMPANY INC				963.90	593004	197229730	PROJ# 132635- MID CYCLE CREWS EQUIP. 303	AUG-2011
33,705	Other	TOWNSEND TREE SERVICE COMPANY INC				528.00	593004	197229730	PROJ# 132635- MID CYCLE CREWS EQUIP. 303	AUG-2011
33,706	Other	TOWNSEND TREE SERVICE COMPANY INC				21,753.30	593004	197239726	LABOR-301	JUL-2011
33,707	Other	TOWNSEND TREE SERVICE COMPANY INC				3,150.55	593004	197239726	EQUIP-303	JUL-2011
33,708	Other	TOWNSEND TREE SERVICE COMPANY INC				39,456.99	593004	197249732	LABOR-301	AUG-2011
33,709	Other	TOWNSEND TREE SERVICE COMPANY INC				5,270.15	593004	197249732	EQUIP-303	AUG-2011
33,710	Other	TOWNSEND TREE SERVICE COMPANY INC				3,588.93	593004	197419752	LABOR-301	AUG-2011
33,711	Other	TOWNSEND TREE SERVICE COMPANY INC				1,681.48	593004	197419752	EQUIP-303	AUG-2011
33,712	Other	TOWNSEND TREE SERVICE COMPANY INC				18,004.40	593004	197439754	LABOR-301	AUG-2011
33,713	Other	TOWNSEND TREE SERVICE COMPANY INC				3,870.65	593004	197439754	EQUIP-303	AUG-2011
33,714	Other	TOWNSEND TREE SERVICE COMPANY INC				18,211.15	593004	197849800	LABOR-301	AUG-2011
33,715	Other	TOWNSEND TREE SERVICE COMPANY INC				4,655.35	593004	197849800	EQUIP-303	AUG-2011
33,716	Other	TOWNSEND TREE SERVICE COMPANY INC				6,370.10	593004	197909799	LABOR-301	AUG-2011
33,717	Other	TOWNSEND TREE SERVICE COMPANY INC				2,870.72	593004	197909799	EQUIP-303	AUG-2011
33,718	Other	TOWNSEND TREE SERVICE COMPANY INC				4,704.94	593004	198209822	PROJ# 132635- MID CYCLE CREWS LABOR 301	SEP-2011
33,719	Other	TOWNSEND TREE SERVICE COMPANY INC				1,001.70	593004	198209822	PROJ# 132635- MID CYCLE CREWS EQUIP. 303	SEP-2011
33,720	Other	TOWNSEND TREE SERVICE COMPANY INC				876.65	593004	198209822	PROJ# 132635- MID CYCLE CREWS LABOR 301	SEP-2011
33,721	Other	TOWNSEND TREE SERVICE COMPANY INC				241.50	593004	198209822	PROJ# 132635- MID CYCLE CREWS EQUIP. 303	SEP-2011
33,722	Other	TOWNSEND TREE SERVICE COMPANY INC				11,236.01	593004	198379772	PROJ# 132635- MID CYCLE CREWS LABOR 301	SEP-2011
33,723	Other	TOWNSEND TREE SERVICE COMPANY INC				1,631.25	593004	198379772	PROJ# 132635- MID CYCLE CREWS EQUIP. 303	SEP-2011
33,724	Other	TOWNSEND TREE SERVICE COMPANY INC				12,059.74	593004	198479848	LABOR-301	SEP-2011
33,725	Other	TOWNSEND TREE SERVICE COMPANY INC				3,000.25	593004	198479848	EQUIP-303	SEP-2011
33,726	Other	TOWNSEND TREE SERVICE COMPANY INC				19,149.42	593004	198809821	PROJ# 132583- HAZARD CREWS LABOR 301	SEP-2011
33,727	Other	TOWNSEND TREE SERVICE COMPANY INC				2,926.80	593004	198809821	PROJ# 132583- HAZARD CREWS EQUIP. 303	SEP-2011
33,728	Other	TOWNSEND TREE SERVICE COMPANY INC				4,359.84	593004	198839890	LABOR-301	SEP-2011
33,729	Other	TOWNSEND TREE SERVICE COMPANY INC				2,460.00	593004	198839890	EQUIP-303	SEP-2011
33,730	Other	TOWNSEND TREE SERVICE COMPANY INC				15,009.17	593004	198889889	LABOR-301	SEP-2011
33,731	Other	TOWNSEND TREE SERVICE COMPANY INC				3,074.17	593004	198889889	EQUIP-303	SEP-2011
33,732	Other	TOWNSEND TREE SERVICE COMPANY INC				289.38	593004	198889889	PROJ# 132636- ROUTINE CREWS LABOR 301	SEP-2011
33,733	Other	TOWNSEND TREE SERVICE COMPANY INC				59.27	593004	198889889	PROJ# 132636- ROUTINE CREWS EQUIP. 303	SEP-2011
33,734	Other	TOWNSEND TREE SERVICE COMPANY INC				1,828.48	593004	198989908	PROJ# 132636- ROUTINE CREWS LABOR 301	OCT-2011
33,735	Other	TOWNSEND TREE SERVICE COMPANY INC				523.70	593004	198989908	PROJ# 132636- ROUTINE CREWS EQUIP. 303	OCT-2011
33,736	Other	TOWNSEND TREE SERVICE COMPANY INC				6,367.64	593004	198999909	LABOR-301	OCT-2011
33,737	Other	TOWNSEND TREE SERVICE COMPANY INC				1,291.90	593004	198999909	EQUIP-303	OCT-2011
33,738	Other	TOWNSEND TREE SERVICE COMPANY INC				12,364.13	593004	199009910	LABOR-301	OCT-2011
33,739	Other	TOWNSEND TREE SERVICE COMPANY INC				1,894.80	593004	199009910	EQUIP-303	OCT-2011
33,740	Other	TOWNSEND TREE SERVICE COMPANY INC				11,786.80	593004	199569958	PROJ# 132583- HAZARD CREWS LABOR 301	OCT-2011

KENTUCKY UTILITIES COMPANY
Case No. 2012- 00221
Analysis of Professional Services Expenses For the Test Year

(A)	(B)	(C)	(D)	(E)	(F)	(G)	(H)	(I)		
Line No.	Type	Vendor	Rate Case	Audit	Other	Total	Account	Invoice	Description	Period
33,741	Other	TOWNSEND TREE SERVICE COMPANY INC				2,425.70	593004	199569958	PROJ# 132583- HAZARD CREWS EQUIP. 303	OCT-2011
33,742	Other	TOWNSEND TREE SERVICE COMPANY INC				3,037.30	593004	199579959	PROJ# 132635- MID CYCLE CREWS LABOR 301	Jan-2012
33,743	Other	TOWNSEND TREE SERVICE COMPANY INC				3,037.30	593004	199579959	PROJ# 132583- HAZARD CREWS EQUIP. 303	Jan-2012
33,744	Other	TOWNSEND TREE SERVICE COMPANY INC				2,371.80	593004	199579959	TOWNSEND TREE SERVICE	Jan-2012
33,745	Other	TOWNSEND TREE SERVICE COMPANY INC				943.50	593004	199579959	PROJ# 132635- MID CYCLE CREWS EQUIP. 303	Jan-2012
33,746	Other	TOWNSEND TREE SERVICE COMPANY INC				592.50	593004	199579959	PROJ# 132635- MID CYCLE CREWS EQUIP. 303	Jan-2012
33,747	Other	TOWNSEND TREE SERVICE COMPANY INC				3,653.60	593004	11009910100	PROJ# 132636- ROUTINE CREWS HAZARD WORK LABOR 0301	Feb-2012
33,748	Other	TOWNSEND TREE SERVICE COMPANY INC				913.00	593004	11009910100	PROJ# 132636- ROUTINE CREWS HAZARD WORK EQUIP 0303	Feb-2012
33,749	Other	TOWNSEND TREE SERVICE COMPANY INC				1,520.30	593004	11019710216	PROJ# 132583- EXTERNAL HAZARD TREE WORK EQUIP 0303	Feb-2012
33,750	Other	TOWNSEND TREE SERVICE COMPANY INC				4,884.70	593004	11022110235	PROJ# 132636- ROUTINE CREWS HAZARD WORK LABOR 0301	Feb-2012
33,751	Other	TOWNSEND TREE SERVICE COMPANY INC				598.50	593004	11022110235	PROJ# 132636- ROUTINE CREWS HAZARD WORK EQUIP 0303	Feb-2012
33,752	Other	TOWNSEND TREE SERVICE COMPANY INC				18,982.82	593004	11022210237	PROJ# 132583- EXTERNAL HAZARD TREE WORK LABOR 0301	Feb-2012
33,753	Other	TOWNSEND TREE SERVICE COMPANY INC				3,543.75	593004	11022210237	PROJ# 132583- EXTERNAL HAZARD TREE WORK EQUIP 0303	Feb-2012
33,754	Other	TOWNSEND TREE SERVICE COMPANY INC				12,942.55	593004	11022310236	LABOR-301	Feb-2012
33,755	Other	TOWNSEND TREE SERVICE COMPANY INC				1,714.50	593004	11022310236	EQUIP-303	Feb-2012
33,756	Other	TOWNSEND TREE SERVICE COMPANY INC				17,771.05	593004	11022410229	LABOR-301	Feb-2012
33,757	Other	TOWNSEND TREE SERVICE COMPANY INC				2,828.40	593004	11022410229	EQUIP-303	Feb-2012
33,758	Other	TOWNSEND TREE SERVICE COMPANY INC				17,629.90	593004	11022510232	LABOR-301	Feb-2012
33,759	Other	TOWNSEND TREE SERVICE COMPANY INC				2,855.75	593004	11022510232	EQUIP-303	Feb-2012
33,760	Other	TOWNSEND TREE SERVICE COMPANY INC				34,807.92	593004	11022610233	LABOR-301	Feb-2012
33,761	Other	TOWNSEND TREE SERVICE COMPANY INC				5,112.50	593004	11022610233	EQUIP-303	Feb-2012
33,762	Other	TOWNSEND TREE SERVICE COMPANY INC				7,276.38	593004	11022710238	LABOR-301	Feb-2012
33,763	Other	TOWNSEND TREE SERVICE COMPANY INC				949.20	593004	11022710238	EQUIP-303	Feb-2012
33,764	Other	TOWNSEND TREE SERVICE COMPANY INC				17,576.72	593004	11022810239	PROJ# 132583- EXTERNAL HAZARD TREE WORK LABOR 0301	Feb-2012
33,765	Other	TOWNSEND TREE SERVICE COMPANY INC				2,541.00	593004	11022810239	PROJ# 132583- EXTERNAL HAZARD TREE WORK EQUIP 0303	Feb-2012
33,766	Other	TOWNSEND TREE SERVICE COMPANY INC				14,530.38	593004	11024210246	LABOR-301	Feb-2012
33,767	Other	TOWNSEND TREE SERVICE COMPANY INC				3,632.71	593004	11024210246	EQUIP-303	Feb-2012
33,768	Other	TOWNSEND TREE SERVICE COMPANY INC				12,023.20	593004	11025010266	PROJ# 132583- EXTERNAL HAZARD TREE WORK LABOR 0301	Feb-2012
33,769	Other	TOWNSEND TREE SERVICE COMPANY INC				3,721.00	593004	11025010266	PROJ# 132635- EXTERNAL MIDCYCLE CREW WORK LABOR 0301	Feb-2012
33,770	Other	TOWNSEND TREE SERVICE COMPANY INC				1,123.00	593004	11025010266	PROJ# 132583- EXTERNAL HAZARD TREE WORK EQUIP 0303	Feb-2012
33,771	Other	TOWNSEND TREE SERVICE COMPANY INC				260.00	593004	11025010266	PROJ# 132635- EXTERNAL MIDCYCLE CREW WORK EQUIP 0303	Feb-2012
33,772	Other	TOWNSEND TREE SERVICE COMPANY INC				9,632.00	593004	11025110267	LABOR-301	Feb-2012
33,773	Other	TOWNSEND TREE SERVICE COMPANY INC				2,121.00	593004	11025110267	EQUIP-303	Feb-2012
33,774	Other	TOWNSEND TREE SERVICE COMPANY INC				18,860.85	593004	11025210268	PROJ# 132583- EXTERNAL CREWS HAZARD WORK LABOR 0301	Feb-2012
33,775	Other	TOWNSEND TREE SERVICE COMPANY INC				2,773.50	593004	11025210268	PROJ# 132583- EXTERNAL CREWS HAZARD WORK EQUIP 0303	Feb-2012
33,776	Other	TOWNSEND TREE SERVICE COMPANY INC				12,310.20	593004	11025310278	LABOR-301	Feb-2012
33,777	Other	TOWNSEND TREE SERVICE COMPANY INC				2,289.70	593004	11025310278	EQUIP-303	Feb-2012
33,778	Other	TOWNSEND TREE SERVICE COMPANY INC				8,786.40	593004	11025410277	PROJ# 132636- ROUTINE CREWS HAZARD WORK LABOR 0301	Feb-2012
33,779	Other	TOWNSEND TREE SERVICE COMPANY INC				852.00	593004	11025410277	PROJ# 132636- ROUTINE CREWS HAZARD WORK EQUIP 0303	Feb-2012
33,780	Other	TOWNSEND TREE SERVICE COMPANY INC				18,817.21	593004	11025810271	PROJ# 132583- EXTERNAL HAZARD TREE WORK LABOR 0301	Feb-2012
33,781	Other	TOWNSEND TREE SERVICE COMPANY INC				3,987.30	593004	11025810271	PROJ# 132583- EXTERNAL HAZARD TREE WORK EQUIP 0303	Feb-2012
33,782	Other	TOWNSEND TREE SERVICE COMPANY INC				4,373.90	593004	11025910269	PROJ# 132636- ROUTINE CREWS HAZARD WORK LABOR 0301	Feb-2012
33,783	Other	TOWNSEND TREE SERVICE COMPANY INC				426.00	593004	11025910269	PROJ# 132636- ROUTINE CREWS HAZARD WORK EQUIP 0303	Feb-2012
33,784	Other	TOWNSEND TREE SERVICE COMPANY INC				23,624.70	593004	11026010270	LABOR-301	Feb-2012
33,785	Other	TOWNSEND TREE SERVICE COMPANY INC				3,297.00	593004	11026010270	EQUIP-303	Feb-2012
33,786	Other	TOWNSEND TREE SERVICE COMPANY INC				11,723.92	593004	11026110272	PROJ# 132636- ROUTINE CREWS HAZARD WORK LABOR 0301	Feb-2012
33,787	Other	TOWNSEND TREE SERVICE COMPANY INC				1,308.00	593004	11026110272	PROJ# 132636- ROUTINE CREWS HAZARD WORK EQUIP 0303	Feb-2012
33,788	Other	TOWNSEND TREE SERVICE COMPANY INC				11,807.20	593004	11026210273	LABOR-301	Feb-2012
33,789	Other	TOWNSEND TREE SERVICE COMPANY INC				3,074.00	593004	11026210273	EQUIP-303	Feb-2012
33,790	Other	TOWNSEND TREE SERVICE COMPANY INC				4,643.99	593004	11026310274	PROJ# 132636- ROUTINE CREWS HAZARD WORK LABOR 0301	Feb-2012
33,791	Other	TOWNSEND TREE SERVICE COMPANY INC				586.50	593004	11026310274	PROJ# 132636- ROUTINE CREWS HAZARD WORK EQUIP 0303	Feb-2012
33,792	Other	TOWNSEND TREE SERVICE COMPANY INC				38,214.86	593004	11026410275	LABOR-301	Feb-2012
33,793	Other	TOWNSEND TREE SERVICE COMPANY INC				5,959.50	593004	11026410275	EQUIP-303	Feb-2012
33,794	Other	TOWNSEND TREE SERVICE COMPANY INC				16,616.48	593004	11027910287	LABOR-301	Feb-2012
33,795	Other	TOWNSEND TREE SERVICE COMPANY INC				3,692.00	593004	11027910287	EQUIP-303	Feb-2012
33,796	Other	TOWNSEND TREE SERVICE COMPANY INC				20,927.47	593004	11028810321	LABOR-301	Feb-2012
33,797	Other	TOWNSEND TREE SERVICE COMPANY INC				2,781.15	593004	11028810321	EQUIP-303	Feb-2012
33,798	Other	TOWNSEND TREE SERVICE COMPANY INC				18,173.01	593004	11029010313	PROJ# 132583- EXTERNAL HAZARD TREE WORK LABOR 0301	MAR-2012
33,799	Other	TOWNSEND TREE SERVICE COMPANY INC				3,763.20	593004	11029010313	PROJ# 132583- EXTERNAL HAZARD TREE WORK EQUIP 0303	MAR-2012
33,800	Other	TOWNSEND TREE SERVICE COMPANY INC				45,938.19	593004	11029110308	LABOR-301	MAR-2012

KENTUCKY UTILITIES COMPANY
Case No. 2012- 00221
Analysis of Professional Services Expenses For the Test Year

(A)	(B)	(C)	(D)	(E)	(F)	(G)	(H)	(I)		
Line No.	Type	Vendor	Rate Case	Audit	Other	Total	Account	Invoice	Description	Period
33,801	Other	TOWNSEND TREE SERVICE COMPANY INC				6,508.25	593004	11029110308	EQUIP-303	MAR-2012
33,802	Other	TOWNSEND TREE SERVICE COMPANY INC				5,494.00	593004	11029310309	PROJ# 132636- ROUTINE CREWS HAZARD WORK LABOR 0301	MAR-2012
33,803	Other	TOWNSEND TREE SERVICE COMPANY INC				532.50	593004	11029310309	PROJ# 132636- ROUTINE CREWS HAZARD WORK EQUIP 0303	MAR-2012
33,804	Other	TOWNSEND TREE SERVICE COMPANY INC				17,621.85	593004	11029410310	LABOR-301	MAR-2012
33,805	Other	TOWNSEND TREE SERVICE COMPANY INC				3,393.50	593004	11029410310	EQUIP-303	MAR-2012
33,806	Other	TOWNSEND TREE SERVICE COMPANY INC				19,169.60	593004	11029610306	LABOR-301	Feb-2012
33,807	Other	TOWNSEND TREE SERVICE COMPANY INC				2,994.40	593004	11029610306	EQUIP-303	Feb-2012
33,808	Other	TOWNSEND TREE SERVICE COMPANY INC				17,591.46	593004	11029710315	PROJ# 132583- EXTERNAL HAZARD TREE WORK LABOR 0301	MAR-2012
33,809	Other	TOWNSEND TREE SERVICE COMPANY INC				1,720.80	593004	11029710315	PROJ# 132583- EXTERNAL HAZARD TREE WORK EQUIP 0303	MAR-2012
33,810	Other	TOWNSEND TREE SERVICE COMPANY INC				18,567.24	593004	11029810314	PROJ# 132583- EXTERNAL CREWS HAZARD WORK LABOR 0301	MAR-2012
33,811	Other	TOWNSEND TREE SERVICE COMPANY INC				2,056.40	593004	11029810314	PROJ# 132583- EXTERNAL CREWS HAZARD WORK EQUIP 0303	MAR-2012
33,812	Other	TOWNSEND TREE SERVICE COMPANY INC				9,414.80	593004	11029910316	LABOR-301	Feb-2012
33,813	Other	TOWNSEND TREE SERVICE COMPANY INC				2,302.80	593004	11029910316	EQUIP-303	Feb-2012
33,814	Other	TOWNSEND TREE SERVICE COMPANY INC				20,496.27	593004	11032010323	LABOR-301	MAR-2012
33,815	Other	TOWNSEND TREE SERVICE COMPANY INC				4,266.75	593004	11032010323	EQUIP-303	MAR-2012
33,816	Other	TOWNSEND TREE SERVICE COMPANY INC				16,505.74	593004	11032810348	LABOR-301	MAR-2012
33,817	Other	TOWNSEND TREE SERVICE COMPANY INC				2,488.40	593004	11032810348	EQUIP-303	MAR-2012
33,818	Other	TOWNSEND TREE SERVICE COMPANY INC				44,608.81	593004	11033010345	LABOR-301	MAR-2012
33,819	Other	TOWNSEND TREE SERVICE COMPANY INC				6,586.55	593004	11033010345	EQUIP-303	MAR-2012
33,820	Other	TOWNSEND TREE SERVICE COMPANY INC				25,675.67	593004	11033110347	LABOR-301	MAR-2012
33,821	Other	TOWNSEND TREE SERVICE COMPANY INC				4,829.40	593004	11033110347	EQUIP-303	MAR-2012
33,822	Other	TOWNSEND TREE SERVICE COMPANY INC				6,615.55	593004	11033310344	PROJ# 132636- ROUTINE CREWS HAZARD WORK LABOR 0301	MAR-2012
33,823	Other	TOWNSEND TREE SERVICE COMPANY INC				692.25	593004	11033310344	PROJ# 132636- ROUTINE CREWS HAZARD WORK EQUIP 0303	MAR-2012
33,824	Other	TOWNSEND TREE SERVICE COMPANY INC				17,569.35	593004	11033410343	LABOR-301	MAR-2012
33,825	Other	TOWNSEND TREE SERVICE COMPANY INC				3,342.75	593004	11033410343	EQUIP-303	MAR-2012
33,826	Other	TOWNSEND TREE SERVICE COMPANY INC				20,252.00	593004	11033510342	PROJ# 132583- EXTERNAL HAZARD TREE WORK LABOR 0301	MAR-2012
33,827	Other	TOWNSEND TREE SERVICE COMPANY INC				4,032.00	593004	11033510342	PROJ# 132583- EXTERNAL HAZARD TREE WORK EQUIP 0303	MAR-2012
33,828	Other	TOWNSEND TREE SERVICE COMPANY INC				15,770.40	593004	11033610339	LABOR-301	MAR-2012
33,829	Other	TOWNSEND TREE SERVICE COMPANY INC				2,680.50	593004	11033610339	EQUIP-303	MAR-2012
33,830	Other	TOWNSEND TREE SERVICE COMPANY INC				18,505.82	593004	11033710340	PROJ# 132583- EXTERNAL HAZARD TREE WORK LABOR 0301	MAR-2012
33,831	Other	TOWNSEND TREE SERVICE COMPANY INC				2,626.95	593004	11033710340	PROJ# 132583- EXTERNAL HAZARD TREE WORK EQUIP 0303	MAR-2012
33,832	Other	TOWNSEND TREE SERVICE COMPANY INC				12,276.40	593004	11033810341	PROJ# 132583- EXTERNAL CREWS HAZARD WORK LABOR 0301	MAR-2012
33,833	Other	TOWNSEND TREE SERVICE COMPANY INC				2,711.50	593004	11033810341	PROJ# 132583- EXTERNAL CREWS HAZARD WORK EQUIP 0303	MAR-2012
33,834	Other	TOWNSEND TREE SERVICE COMPANY INC				26,499.93	593004	11035610357	LABOR-301	MAR-2012
33,835	Other	TOWNSEND TREE SERVICE COMPANY INC				3,817.15	593004	11035610357	EQUIP-303	MAR-2012
33,836	Other	TOWNSEND TREE SERVICE COMPANY INC				19,709.94	593004	11036110391	LABOR-301	MAR-2012
33,837	Other	TOWNSEND TREE SERVICE COMPANY INC				2,980.00	593004	11036110391	EQUIP-303	MAR-2012
33,838	Other	TOWNSEND TREE SERVICE COMPANY INC				5,326.11	593004	11036810393	LABOR-301	MAR-2012
33,839	Other	TOWNSEND TREE SERVICE COMPANY INC				592.80	593004	11036810393	EQUIP-303	MAR-2012
33,840	Other	TOWNSEND TREE SERVICE COMPANY INC				23,584.02	593004	11037210386	PROJ# 132583- EXTERNAL HAZARD TREE WORK LABOR 0301	MAR-2012
33,841	Other	TOWNSEND TREE SERVICE COMPANY INC				10,878.10	593004	11037510387	PROJ# 132636- ROUTINE CREWS HAZARD WORK LABOR 0301	MAR-2012
33,842	Other	TOWNSEND TREE SERVICE COMPANY INC				1,736.20	593004	11037510387	PROJ# 132636- ROUTINE CREWS HAZARD WORK EQUIP 0303	MAR-2012
33,843	Other	TOWNSEND TREE SERVICE COMPANY INC				12,871.30	593004	11037610388	LABOR-301	MAR-2012
33,844	Other	TOWNSEND TREE SERVICE COMPANY INC				2,507.00	593004	11037610388	EQUIP-303	MAR-2012
33,845	Other	TOWNSEND TREE SERVICE COMPANY INC				24,477.00	593004	11037810390	LABOR-301	MAR-2012
33,846	Other	TOWNSEND TREE SERVICE COMPANY INC				4,663.45	593004	11037810390	EQUIP-303	MAR-2012
33,847	Other	TOWNSEND TREE SERVICE COMPANY INC				42,470.51	593004	11038110389	LABOR-301	MAR-2012
33,848	Other	TOWNSEND TREE SERVICE COMPANY INC				6,149.45	593004	11038110389	EQUIP-303	MAR-2012
33,849	Other	TOWNSEND TREE SERVICE COMPANY INC				49,032.26	593004	11040010401	LABOR-301	MAR-2012
33,850	Other	TOWNSEND TREE SERVICE COMPANY INC				6,220.80	593004	11040010401	EQUIP-303	MAR-2012
33,851	Other	TOWNSEND TREE SERVICE COMPANY INC				981.96	593004	110188A	LABOR-301	MAR-2012
33,852	Other	TOWNSEND TREE SERVICE COMPANY INC				120.60	593004	110188A	EQUIP-303	MAR-2012
33,853	Other	TOWNSEND TREE SERVICE COMPANY INC				415.47	593004	110189A	LABOR-301	MAR-2012
33,854	Other	TOWNSEND TREE SERVICE COMPANY INC				31.95	593004	110189A	EQUIP-303	MAR-2012
33,855	Other	TOWNSEND TREE SERVICE COMPANY INC				415.47	593004	110190A	LABOR-301	MAR-2012
33,856	Other	TOWNSEND TREE SERVICE COMPANY INC				31.95	593004	110190A	EQUIP-303	MAR-2012
33,857	Other	TOWNSEND TREE SERVICE COMPANY INC				850.64	593004	110362A	PROJ# 132636- ROUTINE CREWS HAZARD WORK LABOR 0301	MAR-2012
33,858	Other	TOWNSEND TREE SERVICE COMPANY INC				84.35	593004	110362A	PROJ# 132636- ROUTINE CREWS HAZARD WORK EQUIP 0303	MAR-2012
33,859	Other	TOWNSEND TREE SERVICE COMPANY INC				415.47	583001	110363Z	INVOICE NO. 1-10363 - LABOR	MAR-2012
33,860	Other	TOWNSEND TREE SERVICE COMPANY INC				31.95	583001	110363Z	INVOICE NO. 1-10363 - EQUIP	MAR-2012

KENTUCKY UTILITIES COMPANY
Case No. 2012- 00221
Analysis of Professional Services Expenses For the Test Year

(A)	(B)	(C)	(D)	(E)	(F)	(G)	(H)	(I)		
Line No.	Type	Vendor	Rate Case	Audit	Other	Total	Account	Invoice	Description	Period
33,861	Other	TOWNSEND TREE SERVICE COMPANY INC				678.93	593004	110369Z	INVOICE NO. 1-10369 - LABOR	MAR-2012
33,862	Other	TOWNSEND TREE SERVICE COMPANY INC				111.30	593004	110369Z	INVOICE NO. 1-10369 - EQUIP	MAR-2012
33,863	Other	TOWNSEND TREE SERVICE COMPANY INC				1,036.35	593004	110373Z	INVOICE NO. 1-10373 - LABOR	MAR-2012
33,864	Other	TOWNSEND TREE SERVICE COMPANY INC				151.20	593004	110373Z	INVOICE NO. 1-10373 - EQUIP	MAR-2012
33,865	Other	TOWNSEND TREE SERVICE COMPANY INC				1,314.93	593004	110374A	INVOICE NO. 1-10374 - LABOR	MAR-2012
33,866	Other	TOWNSEND TREE SERVICE COMPANY INC				163.20	593004	110374A	INVOICE NO. 1-10374 - EQUIP	MAR-2012
33,867	Other	TOWNSEND TREE SERVICE COMPANY INC				8,742.94	593004	1921010PBCA	LABOR-301	APR-2011
33,868	Other	TOWNSEND TREE SERVICE COMPANY INC				2,185.73	593004	1921010PBCA	EQUIP-303	APR-2011
33,869	Other	TOWNSEND TREE SERVICE COMPANY INC				471.30	593004	1922011PBC	LABOR-301	Feb-2012
33,870	Other	TOWNSEND TREE SERVICE COMPANY INC				(1,077.40)	593004	1926011PBC	LABOR-301	Jan-2012
33,871	Other	TOWNSEND TREE SERVICE COMPANY INC				(7,676.72)	593004	1926111PBC	PROJ# 132583- EXTERNAL CREWS HAZARD WORK LABOR 0301	Feb-2012
33,872	Other	TOWNSEND TREE SERVICE COMPANY INC				(1,919.18)	593004	1926111PBC	PROJ# 132583- EXTERNAL CREWS HAZARD WORK EQUIP 0303	Feb-2012
33,873	Other	TOWNSEND TREE SERVICE COMPANY INC				(1,481.75)	593004	1927111PBC	LABOR-301	Feb-2012
33,874	Other	TOWNSEND TREE SERVICE COMPANY INC				(370.44)	593004	1927111PBC	EQUIP-303	Feb-2012
33,875	Other	TOWNSEND TREE SERVICE COMPANY INC				(3,963.44)	593004	1927211PBC	PROJ# 132583- EXTERNAL HAZARD TREE WORK LABOR 0301	Feb-2012
33,876	Other	TOWNSEND TREE SERVICE COMPANY INC				(990.86)	593004	1927211PBC	PROJ# 132583- EXTERNAL HAZARD TREE WORK EQUIP 0303	Feb-2012
33,877	Other	TOWNSEND TREE SERVICE COMPANY INC				230,000.00	593004	J703-0110-0312 Adjustment USD	Townsend Tree Services	MAR-2012
33,878	Other	TOWNSEND TREE SERVICE COMPANY INC				89,000.00	593004	J703-0110-0312 Adjustment USD	Townsend Tree Services	MAR-2012
33,879	Other	TOWNSEND TREE SERVICE COMPANY INC				55,200.00	593004	J703-0110-0312 Adjustment USD	Townsend Tree Services	MAR-2012
33,880	Other	TOWNSEND TREE SERVICE COMPANY INC				41,500.00	593004	J703-0110-0312 Adjustment USD	Townsend Tree Services	MAR-2012
33,881	Other	TOWNSEND TREE SERVICE COMPANY INC				32,509.00	593004	J703-0110-0312 Adjustment USD	Townsend Tree Services	MAR-2012
33,882	Other	TOWNSEND TREE SERVICE COMPANY INC				26,000.00	593004	J703-0110-0312 Adjustment USD	Townsend Tree Services	MAR-2012
33,883	Other	TOWNSEND TREE SERVICE COMPANY INC				26,000.00	593004	J703-0110-0312 Adjustment USD	Townsend Tree Services	MAR-2012
33,884	Other	TOWNSEND TREE SERVICE COMPANY INC				22,250.00	593004	J703-0110-0312 Adjustment USD	Townsend Tree Services	MAR-2012
33,885	Other	TOWNSEND TREE SERVICE COMPANY INC				15,501.00	593004	J703-0110-0312 Adjustment USD	Townsend Tree Services	MAR-2012
33,886	Other	TOWNSEND TREE SERVICE COMPANY INC				11,684.00	593004	J703-0110-0312 Adjustment USD	Townsend Tree Services	MAR-2012
33,887	Other	TOWNSEND TREE SERVICE COMPANY INC				11,683.00	593004	J703-0110-0312 Adjustment USD	Townsend Tree Services	MAR-2012
33,888	Other	TOWNSEND TREE SERVICE COMPANY INC				11,683.00	593004	J703-0110-0312 Adjustment USD	Townsend Tree Services	MAR-2012
33,889	Other	TOWNSEND TREE SERVICE COMPANY INC				(92,598.00)	593004	Reverses *J703-0110-0311 Adjustment USD	Townsend Tree Services	APR-2011
33,890	Other	TOWNSEND TREE SERVICE COMPANY INC				(74,355.00)	593004	Reverses *J703-0110-0311 Adjustment USD	Townsend Tree Services	APR-2011
33,891	Other	TOWNSEND TREE SERVICE COMPANY INC				(48,069.00)	593004	Reverses *J703-0110-0311 Adjustment USD	Townsend Tree Services	APR-2011
33,892	Other	TOWNSEND TREE SERVICE COMPANY INC				(47,478.00)	593004	Reverses *J703-0110-0311 Adjustment USD	Townsend Tree Services	APR-2011
33,893	Other	TOWNSEND TREE SERVICE COMPANY INC				(46,631.00)	593004	Reverses *J703-0110-0311 Adjustment USD	Townsend Tree Services	APR-2011
33,894	Other	TOWNSEND TREE SERVICE COMPANY INC				(35,982.00)	593004	Reverses *J703-0110-0311 Adjustment USD	Townsend Tree Services	APR-2011
33,895	Other	TOWNSEND TREE SERVICE COMPANY INC				(19,800.00)	593004	Reverses *J703-0110-0311 Adjustment USD	Townsend Tree Services	APR-2011
33,896	Other	TPM INC				24,268.54	595100	18319	Oil clean up in Marion	AUG-2011
33,897	Other	TPM INC				9,527.94	592100	18329	Cleanup at Dozier Hts	AUG-2011
33,898	Other	TPM INC				8,813.25	595100	18360	Contract labor and equipment	AUG-2011
33,899	Other	TPM INC				4,327.36	595100	18769	Contract labor and equipment	MAR-2012
33,900	Other	TPM INC				5,151.40	573100	0018200IN	Princeton TB-98	MAY-2011
33,901	Other	TPM INC				14,130.66	573100	0018251IN	Ohio Co Cleanup	JUL-2011
33,902	Other	TransCentra (formerly Regulus)				650.00	903907	J703-0020-0312 Adjustment USD	TransCentra (formerly Regulus)	MAR-2012
33,903	Other	TRANSKENTUCKY TRANSP RAILROAD INC				800.00	512100	J701-0110-0312 Adjustment USD	TRANSKENTUCKY TRANSP RAILROAD	MAR-2012
33,904	Other	TRANSKENTUCKY TRANSP RAILROAD INC				14,808.00	512100	SI07306	LABOR & MATERIAL FOR MAINT PLAN	Jun-2011
33,905	Other	TRANSKENTUCKY TRANSP RAILROAD INC				5,250.00	512100	SI07475	REPAIR RAIL SWITCH #2 BY FUEL TANK	SEP-2011
33,906	Other	TRANSKENTUCKY TRANSP RAILROAD INC				5,000.00	512100	SI07516	LABOR & MATERIAL TO MAKE REPAIRS COMING INTO YARD - CORRECT SURFACE IRREGULARITIES AND DRESS TRACK. THIS IS APPROXIMATELY 3 SEPARATE SPOTS TOTALING 100 FEET	NOV-2011
33,907	Other	TRANSKENTUCKY TRANSP RAILROAD INC				625.00	512100	SI07516	REPAIR MIS-ALIGN SPLICE AT ASH SILO ON #2 TRACK	NOV-2011
33,908	Other	TRANSPORTATION SERVICES LLC				6,761.24	908005	0808111	Transportation Services LLC Inv # 080811-1: P/U and return of Thermostats due to Insurance requirements	AUG-2011
33,909	Other	TRANSPORTATION SERVICES LLC				225.00	908005	0808112	Transportation Services LLC Inv # 080811-2: P/U and return of Thermostats due to Insurance requirements	AUG-2011
33,910	Other	TRANSPORTATION SERVICES LLC				480.00	512100	05191101	Green River -- Crane service & transportation of RO Water Plant from Tyrone to Green River	MAY-2011
33,911	Other	TREMCO INC				885.50	935403	92497084	GREENVILLE BUSINESS OFFICE - REPAIR ROOF - REPLACE SEVERAL SHINGLES THAT HAD BLOWN OFF - WORK PERFORMED ON 3/21/2011, INVOICE #92497084 DATED 3/29/2011	MAY-2011
33,912	Other	TREMCO INC				442.75	935402	92498746	TREMCO-ROOF REPAIRS - RICHMOND SERV CTR- INV #92498746 DATED 4/30/2011	Jun-2011

KENTUCKY UTILITIES COMPANY
Case No. 2012- 00221
Analysis of Professional Services Expenses For the Test Year

(A)	(B)	(C)	(D)	(E)	(F)	(G)	(H)	(I)		
Line No.	Type	Vendor	Rate Case	Audit	Other	Total	Account	Invoice	Description	Period
33,913	Other	TREMCO INC				1,771.00	935403	92498760	TREMCO-ROOF REPAIRS - RICHMOND BUSINESS OFFICE - INV #92498760 DATED 3/31/2011	Jun-2011
33,914	Other	TREMCO INC				221.38	935402	92505442	TREMCO-ROOF REPAIRS - RICHMOND SERV CTR- INV #92505442 DATED 4/13/2011	Jun-2011
33,915	Other	TREMCO INC				221.38	903030	92505447	TREMCO-ROOF REPAIRS - PINEVILLE COMPLEX- INV #92505447 DATED 4/13/2011	Jun-2011
33,916	Other	TREMCO INC				221.38	580100	92505447	TREMCO-ROOF REPAIRS - PINEVILLE COMPLEX- INV #92505447 DATED 4/13/2011	Jun-2011
33,917	Other	TREMCO INC				221.38	580100	92505447	TREMCO-ROOF REPAIRS - PINEVILLE COMPLEX- INV #92505447 DATED 4/13/2011	Jun-2011
33,918	Other	TREMCO INC				221.36	921002	92505447	TREMCO-ROOF REPAIRS - PINEVILLE COMPLEX- INV #92505447 DATED 4/13/2011	Jun-2011
33,919	Other	TREMCO INC				664.13	935402	92509540	TREMCO-ROOF REPAIRS - GREENVILLE STOREROOM- INV #92515038 DATED 4/29/2011	Jun-2011
33,920	Other	TREMCO INC				669.08	935402	92515055	TREMCO-ROOF REPAIRS - EARLINGTON OP CTR- INV #92515055 DATED 4/29/2011	Jun-2011
33,921	Other	TREMCO INC				885.50	935402	92526200	TREMCO-ROOF REPAIRS - EARLINGTON OP CTR - INV 92526200 DATED 5/18/2011	Jun-2011
33,922	Other	TREMCO INC				177.10	921002	92544105	General roof repairs	JUL-2011
33,923	Other	TREMCO INC				177.10	903930	92544105	General roof repairs	JUL-2011
33,924	Other	TREMCO INC				177.10	580100	92544105	General roof repairs	JUL-2011
33,925	Other	TREMCO INC				177.10	580100	92544105	General roof repairs	JUL-2011
33,926	Other	TREMCO INC				10,259.53	935403	92635856	Roof Patching & Repair-1Quality Facility, Invoice#92635856	NOV-2011
33,927	Other	TREMCO INC				30,250.70	921004	92645463	TREMCO-ROOF INSPECTIONS AND MAINTENANCE	Dec-2011
33,928	Other	TREMCO INC				(1,712.30)	921004	92645463	TREMCO-ROOF INSPECTIONS AND MAINTENANCE	Dec-2011
33,929	Other	TREMCO INC				411.13	935403	92649681	TREMCO-ROOF INSPECTIONS AND MAINTENANCE	Dec-2011
33,930	Other	TREMCO INC				885.50	935403	92678566	TREMCO-ROOF INSPECTIONS AND MAINTENANCE	Dec-2011
33,931	Other	TRI STATE FENCE CO INC				418.00	573100	19834	TREMCO-PATCH AND REPAIR ROOF - DANVILLE (BACK HALL BY BATHROOM ON 11/8/2011) - INV #92649681 DATED 11/14/2011	Feb-2012
33,932	Other	TRI TRANSMISSION AND BEARING CORP				11,334.00	512100	3878	TREMCO - REPAIR LEAKS TO SOMERSET OFFICE ROOF - #92678566 DATED 1/16/2012	JUL-2011
33,933	Other	TRINITY CONSULTANTS INC				10,948.73	923100	1049370	repair fence ohio co	MAY-2011
33,934	Other	TRINITY TECHNOLOGIES CORP				2,211.54	921903	2727A	REPAIR SCOPE FOR TWO BFPT BEARINGS (5667/EA)	MAR-2012
33,935	Other	TRIVACO				400.00	512101	100491200	Ghent Title V Renewal	MAY-2011
33,936	Other	TRIVACO				3,827.70	512100	100584001	Expenses	Jun-2011
33,937	Other	TRIVACO				125.00	514100	101375800	TRIVACO FIELD SERVICE MASONELAN SV12AP FIELD SERVICE TO INSTALL AND TEST ABOVE SV12AP TO CUSTOMER'S VALTEK SIZE 25 ACTUATOR	OCT-2011
33,938	Other	TRIVACO				430.00	512100	101479300	LABOR TO REBUILD THE GHENT 1 BOILER W4 OB DRAIN VALVE	MAR-2012
33,939	Other	TROVER CLINIC				3,000.00	506100	TROVE031912	EXPEDITING FEE OF \$125	MAR-2012
33,940	Other	TROVER CLINIC				765.00	506100	TROVE031912	EXPEDITE FEE FOR 1 WK. TO 2 WK. DEL.	MAR-2012
33,941	Other	TROVER CLINIC				220.00	506100	TROVE040211	Respirator fit test & hearing tests -- 02/24/12	MAR-2012
33,942	Other	TROVER CLINIC				787.00	506100	TROVE043011	Physical & breathing capacity tests for: W. Stirsman, D. Peay, J. Edelen, J. Wester, V. Horton, T. Spears, S. Mashburn, D. Hill & T. Markwell	APR-2011
33,943	Other	TRU CHECK INC				14,611.05	902001	0112295IN	2011 Respirator fit and hearing evaluations for Stirsman & Edelen on 03/30/11	MAY-2011
33,944	Other	TRU CHECK INC				96,433.88	902001	0112361IN	2011 Respirator fit and hearing evaluations for Mike McDonald; Von Horton; Tommy Spears; Howard Morehead; Lynn Groves; Dwayne Hill; Sam Mashburn; Donald Hendricks; Steve Underwood; and Steve Shull	Feb-2012
33,945	Other	TRU CHECK INC				11,687.30	586100	0112362IN	Meter Reading Services - To pay Invoice 0112367, 0112365, 0112295 ATTACH TO CPA 473809	Feb-2012
33,946	Other	TRU CHECK INC				23,480.55	902001	0112363IN	Meter Reading Services - Invoice 0112361 ATTACH TO CPA 473809	Feb-2012
33,947	Other	TRU CHECK INC				20,759.00	586100	0112364IN	Meter Reading Services - Invoice 0112362IN & 3621211IN	Feb-2012
33,948	Other	TRU CHECK INC				40,576.28	902001	0112365IN	Meter Reading Services - Invoice 0112363, 0112377, 0112373 ATTACH TO CPA 473809	Feb-2012
33,949	Other	TRU CHECK INC				44,227.35	902001	0112367IN	Meter Reading Services - Invoice 0112364, 0112368, 0112372, 0112376, 0112378, ATTACH TO CPA 473808	Feb-2012
33,950	Other	TRU CHECK INC				11,572.36	586100	0112368IN	Meter Reading Services - To pay Invoice 0112367, 0112365, 0112295 ATTACH TO CPA 473809	Feb-2012
									Field and Credit Services - To pay Invoices 0112364, 0112368, 0112372, 0112376, 0112378, ATTACH TO CPA 473808	Feb-2012

KENTUCKY UTILITIES COMPANY
Case No. 2012- 00221
Analysis of Professional Services Expenses For the Test Year

(A)	(B)	(C)	(D)	(E)	(F)	(G)	(H)	(I)		
Line No.	Type	Vendor	Rate Case	Audit	Other	Total	Account	Invoice	Description	Period
33,951	Other	TRU CHECK INC				29,427.98	902001	0112369IN	Meter Reading Services - Invoice 0112369, 0112371, 0112375 ATTACH TO CPA 473809	Feb-2012
33,952	Other	TRU CHECK INC				9,772.61	586100	0112370IN	Field and Credit Services - TO PAY Invoices 0112374, 0112370 ATTACH TO CPA 473808	Feb-2012
33,953	Other	TRU CHECK INC				29,774.93	902001	0112371IN	Meter Reading Services - Invoice 0112369, 0112371, 0112375 ATTACH TO CPA 473809	Feb-2012
33,954	Other	TRU CHECK INC				25,074.37	586100	0112372IN	Field and Credit Services - To pay Invoices 0112364, 0112368, 0112372, 0112376, 0112378, ATTACH TO CPA 473808	Feb-2012
33,955	Other	TRU CHECK INC				30,407.41	902001	0112373IN	Meter Reading Services - Invoice 0112363, 0112377, 0112373 ATTACH TO CPA 473809	Feb-2012
33,956	Other	TRU CHECK INC				30,036.82	586100	0112374IN	Field and Credit Services - TO PAY Invoices 0112374, 0112370 ATTACH TO CPA 473808	Feb-2012
33,957	Other	TRU CHECK INC				28,477.58	902001	0112375IN	Meter Reading Services - Invoice 0112369, 0112371, 0112375 ATTACH TO CPA 473809	Feb-2012
33,958	Other	TRU CHECK INC				23,023.35	586100	0112376IN	Field and Credit Services - To pay Invoices 0112364, 0112368, 0112372, 0112376, 0112378, ATTACH TO CPA 473808	Feb-2012
33,959	Other	TRU CHECK INC				24,203.48	902001	0112377IN	Meter Reading Services - Invoice 0112363, 0112377, 0112373 ATTACH TO CPA 473809	Feb-2012
33,960	Other	TRU CHECK INC				12,553.53	586100	0112378IN	Field and Credit Services - To pay Invoices 0112364, 0112368, 0112372, 0112376, 0112378, ATTACH TO CPA 473808	Feb-2012
33,961	Other	TRU CHECK INC				12,046.00	902001	0211MRIN	Meter Reading Services	AUG-2011
33,962	Other	TRU CHECK INC				17,180.78	902001	0212295IN	Meter Reading Services - INVOICE 0212295, 0212365, 0212371	MAR-2012
33,963	Other	TRU CHECK INC				96,689.03	902001	0212361IN	Meter Reading Services - Invoices 0212361, A211295, A211361, A211365, A211367, A211369, A211371, A211373, A211375, A211377, 1211HH AND 0212ERR	MAR-2012
33,964	Other	TRU CHECK INC				13,554.18	586100	0212362IN	KU Meter Shop Labor Feb 2012 Inv 0212362IN 3/5/12	MAR-2012
33,965	Other	TRU CHECK INC				23,512.95	902001	0212363IN	Meter Reading Services - INVOICES 0212367, 0212363, 0212369	MAR-2012
33,966	Other	TRU CHECK INC				20,747.52	586100	0212364IN	Field and Credit Services - INVOICES 0212364, 0212368, 0212374, 0212370, 0212378	MAR-2012
33,967	Other	TRU CHECK INC				40,595.18	902001	0212365IN	Meter Reading Services - INVOICE 0212295, 0212365, 0212371	MAR-2012
33,968	Other	TRU CHECK INC				44,339.40	902001	0212367IN	Meter Reading Services - INVOICES 0212367, 0212363, 0212369	MAR-2012
33,969	Other	TRU CHECK INC				11,478.96	586100	0212368IN	Field and Credit Services - INVOICES 0212364, 0212368, 0212374, 0212370, 0212378	MAR-2012
33,970	Other	TRU CHECK INC				29,440.13	902001	0212369IN	Meter Reading Services - INVOICES 0212367, 0212363, 0212369	MAR-2012
33,971	Other	TRU CHECK INC				10,532.57	586100	0212370IN	Field and Credit Services - INVOICES 0212364, 0212368, 0212374, 0212370, 0212378	MAR-2012
33,972	Other	TRU CHECK INC				29,871.45	902001	0212371IN	Meter Reading Services - INVOICE 0212295, 0212365, 0212371	MAR-2012
33,973	Other	TRU CHECK INC				22,705.52	586100	0212372IN	Field and Credit Services - INVOICES 4BBSTGA, 0212372, 0212376, 4AASTGS	MAR-2012
33,974	Other	TRU CHECK INC				30,433.06	902001	0212373IN	Meter Reading Services - INVOICES 0212373, 0212375, 0212377	MAR-2012
33,975	Other	TRU CHECK INC				28,584.02	586100	0212374IN	Field and Credit Services - INVOICES 0212364, 0212368, 0212374, 0212370, 0212378	MAR-2012
33,976	Other	TRU CHECK INC				28,406.70	902001	0212375IN	Meter Reading Services - INVOICES 0212373, 0212375, 0212377	MAR-2012
33,977	Other	TRU CHECK INC				22,604.57	586100	0212376IN	Field and Credit Services - INVOICES 4BBSTGA, 0212372, 0212376, 4AASTGS	MAR-2012
33,978	Other	TRU CHECK INC				24,171.08	902001	0212377IN	Meter Reading Services - INVOICES 0212373, 0212375, 0212377	MAR-2012
33,979	Other	TRU CHECK INC				10,139.45	586100	0212378IN	Field and Credit Services - INVOICES 0212364, 0212368, 0212374, 0212370, 0212378	MAR-2012
33,980	Other	TRU CHECK INC				(40.00)	902001	0212ERRIN	Meter Reading Services - Invoices 0212361, A211295, A211361, A211365, A211367, A211369, A211371, A211373, A211375, A211377, 1211HH AND 0212ERR	MAR-2012
33,981	Other	TRU CHECK INC				15,397.93	902001	0311295IN	Meter Reading Services - TO PAY INVOICES 0311375, 0311363, 0311295 ATTACH TO CPA 473809	APR-2011
33,982	Other	TRU CHECK INC				106,033.75	902001	0311361IN	Meter Reading Services - TO PAY INVOICE 0311361, ATTACH TO CPA 473809 LEXINGTON AREA MTR READING	APR-2011
33,983	Other	TRU CHECK INC				12,445.76	586100	0311362IN	TruCheck Labor 2011 KU Meter Shop Inv 0311362IN 4/8/11	APR-2011
33,984	Other	TRU CHECK INC				27,023.17	902001	0311363IN	Meter Reading Services - TO PAY INVOICES 0311375, 0311363, 0311295 ATTACH TO CPA 473809	APR-2011
33,985	Other	TRU CHECK INC				23,786.89	586100	0311364IN	Field and Credit Services - to pay invoices 0311364, 0311368, 0311370, 03372, 0311378 ATTACH TO CPA 473808	APR-2011
33,986	Other	TRU CHECK INC				46,499.29	902001	0311365IN	Meter Reading Services - TO PAY INVOICES 0311365, 0311367 ATTACH TO CPA 473809	APR-2011

KENTUCKY UTILITIES COMPANY
Case No. 2012- 00221
Analysis of Professional Services Expenses For the Test Year

(A)	(B)	(C)	(D)	(E)	(F)	(G)	(H)	(I)		
Line No.	Type	Vendor	Rate Case	Audit	Other	Total	Account	Invoice	Description	Period
33,987	Other	TRU CHECK INC				52,172.53	902001	0311367IN	Meter Reading Services - TO PAY INVOICES 0311365, 0311367 ATTACH TO CPA 473809	APR-2011
33,988	Other	TRU CHECK INC				14,302.14	586100	0311368IN	Field and Credit Services - to pay invoices 0311364, 0311368, 0311370, 03372, 0311378 ATTACH TO CPA 473808	APR-2011
33,989	Other	TRU CHECK INC				30,399.48	902001	0311369IN	Meter Reading Services - TO PAY INVOICES 0311369, 0311371, 0311373 ATTACH TO CPA 473809	APR-2011
33,990	Other	TRU CHECK INC				12,207.03	586100	0311370IN	Field and Credit Services - to pay invoices 0311364, 0311368, 0311370, 03372, 0311378 ATTACH TO CPA 473808	APR-2011
33,991	Other	TRU CHECK INC				31,890.24	902001	0311371IN	Meter Reading Services - TO PAY INVOICES 0311369, 0311371, 0311373 ATTACH TO CPA 473809	APR-2011
33,992	Other	TRU CHECK INC				25,640.29	586100	0311372IN	Field and Credit Services - to pay invoices 0311364, 0311368, 0311370, 03372, 0311378 ATTACH TO CPA 473808	APR-2011
33,993	Other	TRU CHECK INC				32,867.62	902001	0311373IN	Meter Reading Services - TO PAY INVOICES 0311369, 0311371, 0311373 ATTACH TO CPA 473809	APR-2011
33,994	Other	TRU CHECK INC				36,541.22	586100	0311374IN	Field and Credit Services - to pay invoices 0311374, 0311376 ATTACH TO CPA 473808	APR-2011
33,995	Other	TRU CHECK INC				31,062.01	902001	0311375IN	Meter Reading Services - TO PAY INVOICES 0311375, 0311363, 0311295 ATTACH TO CPA 473809	APR-2011
33,996	Other	TRU CHECK INC				33,674.35	586100	0311376IN	Field and Credit Services - to pay invoices 0311374, 0311376 ATTACH TO CPA 473808	APR-2011
33,997	Other	TRU CHECK INC				27,034.76	902001	0311377IN	Meter Reading Services - TO PAY INVOICES 0311377, 0311ERR ATTACH TO CPA 473809	APR-2011
33,998	Other	TRU CHECK INC				15,337.20	586100	0311378IN	Field and Credit Services - to pay invoices 0311364, 0311368, 0311370, 03372, 0311378 ATTACH TO CPA 473808	APR-2011
33,999	Other	TRU CHECK INC				(10.00)	902001	0311ERRIN	Meter Reading Services - TO PAY INVOICES 0311377, 0311ERR ATTACH TO CPA 473809	APR-2011
34,000	Other	TRU CHECK INC				12,260.70	902001	0411295IN	Meter Reading Services - to pay invoices 0411295, 0411363, 0411369, 0411371, attach to CPA 473809	MAY-2011
34,001	Other	TRU CHECK INC				95,460.53	902001	0411361IN	Meter Reading Services - to pay invoices 0411361 and 0411ERR, attach to CPA 473809	MAY-2011
34,002	Other	TRU CHECK INC				8,798.79	586100	0411362IN	TruCheck Labor KU Meter Shop April 2011 Inv 0411362IN 5/3/11	MAY-2011
34,003	Other	TRU CHECK INC				23,068.13	902001	0411363IN	Meter Reading Services - to pay invoices 0411295, 0411363, 0411369, 0411371, attach to CPA 473809	MAY-2011
34,004	Other	TRU CHECK INC				19,915.26	586100	0411364IN	Field and Credit Services - TO PAY INVOICES 1STST11, 04113646, 0411368, 0411370, 0411372, ATTACH TO CPA 473808	MAY-2011
34,005	Other	TRU CHECK INC				37,847.93	902001	0411365IN	Meter Reading Services - to pay invoices 0411367, 0411365, 1STMR11, attach to CPA 473809	MAY-2011
34,006	Other	TRU CHECK INC				43,230.38	902001	0411367IN	Meter Reading Services - to pay invoices 0411367, 0411365, 1STMR11, attach to CPA 473809	MAY-2011
34,007	Other	TRU CHECK INC				10,746.64	586100	0411368IN	Field and Credit Services - TO PAY INVOICES 1STST11, 04113646, 0411368, 0411370, 0411372, ATTACH TO CPA 473808	MAY-2011
34,008	Other	TRU CHECK INC				25,526.48	902001	0411369IN	Meter Reading Services - to pay invoices 0411295, 0411363, 0411369, 0411371, attach to CPA 473809	MAY-2011
34,009	Other	TRU CHECK INC				9,941.22	586100	0411370IN	Field and Credit Services - TO PAY INVOICES 1STST11, 04113646, 0411368, 0411370, 0411372, ATTACH TO CPA 473808	MAY-2011
34,010	Other	TRU CHECK INC				26,865.68	902001	0411371IN	Meter Reading Services - to pay invoices 0411295, 0411363, 0411369, 0411371, attach to CPA 473809	MAY-2011
34,011	Other	TRU CHECK INC				20,000.49	586100	0411372IN	Field and Credit Services - TO PAY INVOICES 1STST11, 04113646, 0411368, 0411370, 0411372, ATTACH TO CPA 473808	MAY-2011
34,012	Other	TRU CHECK INC				28,706.40	902001	0411373IN	Meter Reading Services	MAY-2011
34,013	Other	TRU CHECK INC				29,840.58	586100	0411374IN	Field and Credit Services - TO PAY INVOICES 0411374, 0411376, 0411378, ATTACH TO CPA 473808	MAY-2011
34,014	Other	TRU CHECK INC				26,589.60	902001	0411375IN	Meter Reading Services	MAY-2011
34,015	Other	TRU CHECK INC				25,111.58	586100	0411376IN	Field and Credit Services - TO PAY INVOICES 0411374, 0411376, 0411378, ATTACH TO CPA 473808	MAY-2011
34,016	Other	TRU CHECK INC				23,830.88	902001	0411377IN	Meter Reading Services	MAY-2011
34,017	Other	TRU CHECK INC				11,086.52	586100	0411378IN	Field and Credit Services - TO PAY INVOICES 0411374, 0411376, 0411378, ATTACH TO CPA 473808	MAY-2011
34,018	Other	TRU CHECK INC				(60.00)	902001	0411ERRIN	Meter Reading Services - to pay invoices 0411361 and 0411ERR, attach to CPA 473809	MAY-2011

KENTUCKY UTILITIES COMPANY
Case No. 2012- 00221
Analysis of Professional Services Expenses For the Test Year

(A)	(B)	(C)	(D)	(E)	(F)	(G)	(H)	(I)		
Line No.	Type	Vendor	Rate Case	Audit	Other	Total	Account	Invoice	Description	Period
34,019	Other	TRU CHECK INC				869.00	902001	0411MRAIN	Meter Reading Services - To Pay invoice 0411MRA	Feb-2012
34,020	Other	TRU CHECK INC				12,046.00	902001	0411MRIN	Meter Reading Services - *Estimated* Invoices #1211375, 1411MR, 1211ERR	Dec-2011
34,021	Other	TRU CHECK INC				1,061.65	586100	0411PSRIN	INV 0411PSR - TRAINING (PINEVILLE & DANVILLE)	MAY-2011
34,022	Other	TRU CHECK INC				12,663.01	902001	0511295IN	Meter Reading Services	Jun-2011
34,023	Other	TRU CHECK INC				99,651.61	902001	0511361IN	Meter Reading Services	Jun-2011
34,024	Other	TRU CHECK INC				10,407.53	586100	0511362IN	TruCheck Labor May 2011 KU Meter Shop Inv A0511362IN 6/6/11	Jun-2011
34,025	Other	TRU CHECK INC				24,146.78	902001	0511363IN	Meter Reading Services	Jun-2011
34,026	Other	TRU CHECK INC				20,488.60	586100	0511364IN	Field and Credit Services - To pay invoices 0511372, 0511370, 0511368, 0511364, 0511378 ATTACH TO CPA 473808	Jun-2011
34,027	Other	TRU CHECK INC				40,545.23	902001	0511365IN	Meter Reading Services	Jun-2011
34,028	Other	TRU CHECK INC				45,322.21	902001	0511367IN	Meter Reading Services	Jun-2011
34,029	Other	TRU CHECK INC				11,607.59	586100	0511368IN	Field and Credit Services - To pay invoices 0511372, 0511370, 0511368, 0511364, 0511378 ATTACH TO CPA 473808	Jun-2011
34,030	Other	TRU CHECK INC				26,656.43	902001	0511369IN	Meter Reading Services	Jun-2011
34,031	Other	TRU CHECK INC				10,033.03	586100	0511370IN	Field and Credit Services - To pay invoices 0511372, 0511370, 0511368, 0511364, 0511378 ATTACH TO CPA 473808	Jun-2011
34,032	Other	TRU CHECK INC				28,906.88	902001	0511371IN	Meter Reading Services	Jun-2011
34,033	Other	TRU CHECK INC				24,619.04	586100	0511372IN	Field and Credit Services - To pay invoices 0511372, 0511370, 0511368, 0511364, 0511378 ATTACH TO CPA 473808	Jun-2011
34,034	Other	TRU CHECK INC				30,437.78	902001	0511373IN	Meter Reading Services	Jun-2011
34,035	Other	TRU CHECK INC				29,392.67	586100	0511374IN	Field and Credit Services - To pay invoices 0511374, 05113706 ATTACH TO CPA 473808	Jun-2011
34,036	Other	TRU CHECK INC				28,138.05	902001	0511375IN	Meter Reading Services	Jun-2011
34,037	Other	TRU CHECK INC				27,478.61	586100	0511376IN	Field and Credit Services - To pay invoices 0511374, 05113706 ATTACH TO CPA 473808	Jun-2011
34,038	Other	TRU CHECK INC				24,937.20	902001	0511377IN	Meter Reading Services	Jun-2011
34,039	Other	TRU CHECK INC				14,528.46	586100	0511378IN	Field and Credit Services - To pay invoices 0511372, 0511370, 0511368, 0511364, 0511378 ATTACH TO CPA 473808	Jun-2011
34,040	Other	TRU CHECK INC				(140.00)	902001	0511ERRIN	Meter Reading Services	Jun-2011
34,041	Other	TRU CHECK INC				(271.13)	902001	0511REPIN	Meter Reading Services	Jun-2011
34,042	Other	TRU CHECK INC				16,722.81	902001	0611295IN	Meter Reading Services - To Pay invoices 0611295, 0611365, 0611373 - Attach to CPA 473809	JUL-2011
34,043	Other	TRU CHECK INC				106,232.40	902001	0611361IN	Meter Reading Services - To Pay invoice 0611361 & credit 0611ERR - Attach to CPA 473809	JUL-2011
34,044	Other	TRU CHECK INC				12,014.78	586100	0611362IN	TruCheck KU Meter Shop Labor June 2011 Invoice 0611362IN 7/8/11	JUL-2011
34,045	Other	TRU CHECK INC				27,424.94	902001	0611363IN	Meter Reading Services - To Pay invoices 0611363, 0611367 - Attach to CPA 473809	JUL-2011
34,046	Other	TRU CHECK INC				25,479.36	586100	0611364IN	Field and Credit Services - To Pay invoices 0611364, 0611374, 0611370, 0611372 - Attach to CPA 473808	JUL-2011
34,047	Other	TRU CHECK INC				46,631.86	902001	0611365IN	Meter Reading Services - To Pay invoices 0611295, 0611365, 0611373 - Attach to CPA 473809	JUL-2011
34,048	Other	TRU CHECK INC				52,499.87	902001	0611367IN	Meter Reading Services - To Pay invoices 0611363, 0611367 - Attach to CPA 473809	JUL-2011
34,049	Other	TRU CHECK INC				13,065.51	586100	0611368IN	Field and Credit Services - To Pay invoices 0611368, 0611376, 0611378 - Attach to CPA 473808	JUL-2011
34,050	Other	TRU CHECK INC				30,861.45	902001	0611369IN	Meter Reading Services - To Pay invoices 0611377, 0611369 - Attach to CPA 473809	JUL-2011
34,051	Other	TRU CHECK INC				12,534.73	586100	0611370IN	Field and Credit Services - To Pay invoices 0611364, 0611374, 0611370, 0611372 - Attach to CPA 473808	JUL-2011
34,052	Other	TRU CHECK INC				32,592.84	902001	0611371IN	Meter Reading Services - To Pay invoices 0611371, 0611375 - Attach to CPA 473809	JUL-2011
34,053	Other	TRU CHECK INC				26,595.98	586100	0611372IN	Field and Credit Services - To Pay invoices 0611364, 0611374, 0611370, 0611372 - Attach to CPA 473808	JUL-2011
34,054	Other	TRU CHECK INC				33,370.13	902001	0611373IN	Meter Reading Services - To Pay invoices 0611295, 0611365, 0611373 - Attach to CPA 473809	JUL-2011
34,055	Other	TRU CHECK INC				34,763.31	586100	0611374IN	Field and Credit Services - To Pay invoices 0611364, 0611374, 0611370, 0611372 - Attach to CPA 473808	JUL-2011
34,056	Other	TRU CHECK INC				31,681.71	902001	0611375IN	Meter Reading Services - To Pay invoices 0611371, 0611375 - Attach to CPA 473809	JUL-2011

KENTUCKY UTILITIES COMPANY
Case No. 2012- 00221
Analysis of Professional Services Expenses For the Test Year

(A)	(B)	(C)	(D)	(E)	(F)	(G)	(H)	(I)		
Line No.	Type	Vendor	Rate Case	Audit	Other	Total	Account	Invoice	Description	Period
34,057	Other	TRU CHECK INC				31,365.45	586100	0611376IN	Field and Credit Services - To Pay invoices 0611368, 0611376, 0611378 - Attach to CPA 473808	JUL-2011
34,058	Other	TRU CHECK INC				27,787.47	902001	0611377IN	Meter Reading Services - To Pay invoices 0611377, 0611369 - Attach to CPA 473809	JUL-2011
34,059	Other	TRU CHECK INC				14,952.25	586100	0611378IN	Field and Credit Services - To Pay invoices 0611368, 0611376, 0611378 - Attach to CPA 473808	JUL-2011
34,060	Other	TRU CHECK INC				(110.00)	902001	0611ERRIN	Meter Reading Services - To Pay invoice 0611361 & credit 0611ERR - Attach to CPA 473809	JUL-2011
34,061	Other	TRU CHECK INC				13,359.60	902001	0711295IN	Meter Reading Services	AUG-2011
34,062	Other	TRU CHECK INC				95,929.66	902001	0711361IN	Meter Reading Services	AUG-2011
34,063	Other	TRU CHECK INC				10,196.94	586100	0711362IN	TruCheck KU Meter Shop Labor July 2011 Inv 0711362IN 8/2/11	AUG-2011
34,064	Other	TRU CHECK INC				22,542.30	902001	0711363IN	Meter Reading Services	AUG-2011
34,065	Other	TRU CHECK INC				18,552.37	586100	0711364IN	Meter Reading Services	AUG-2011
34,066	Other	TRU CHECK INC				39,093.30	902001	0711365IN	Meter Reading Services	AUG-2011
34,067	Other	TRU CHECK INC				43,919.56	902001	0711367IN	Meter Reading Services	AUG-2011
34,068	Other	TRU CHECK INC				10,541.84	586100	0711368IN	Field and Credit Services	AUG-2011
34,069	Other	TRU CHECK INC				25,783.65	902001	0711369IN	Meter Reading Services	AUG-2011
34,070	Other	TRU CHECK INC				9,652.98	586100	0711370IN	Field and Credit Services	AUG-2011
34,071	Other	TRU CHECK INC				26,510.63	902001	0711371IN	Meter Reading Services	AUG-2011
34,072	Other	TRU CHECK INC				23,326.56	586100	0711372IN	Field and Credit Services	AUG-2011
34,073	Other	TRU CHECK INC				28,739.48	902001	0711373IN	Meter Reading Services	AUG-2011
34,074	Other	TRU CHECK INC				29,324.80	586100	0711374IN	Field and Credit Services	AUG-2011
34,075	Other	TRU CHECK INC				27,015.53	902001	0711375IN	Meter Reading Services	AUG-2011
34,076	Other	TRU CHECK INC				24,018.64	586100	0711376IN	Field and Credit Services	AUG-2011
34,077	Other	TRU CHECK INC				23,773.50	902001	0711377IN	Meter Reading Services	AUG-2011
34,078	Other	TRU CHECK INC				12,225.03	586100	0711378IN	Field and Credit Services	AUG-2011
34,079	Other	TRU CHECK INC				(100.00)	902001	0711ERRIN	Meter Reading Services	AUG-2011
34,080	Other	TRU CHECK INC				12,694.05	902001	0811295IN	Meter Reading Services - TO PAY INVOICES 0811371, 0811369, 0811295, 0811375	SEP-2011
34,081	Other	TRU CHECK INC				95,487.53	902001	0811361IN	Meter Reading Services - TO PAY INVOICES 0811361 & CREDITS 0811HH, 0811ERR	SEP-2011
34,082	Other	TRU CHECK INC				11,220.35	586100	0811362IN	TruCheck Labor KU Meter Shop August 2011 Inv 0811362IN 9/2/11	SEP-2011
34,083	Other	TRU CHECK INC				23,668.88	902001	0811363IN	Meter Reading Services - TO PAY INVOICES 0811367, 0811373, 081136	SEP-2011
34,084	Other	TRU CHECK INC				22,403.78	586100	0811364IN	Field and Credit Services - TO PAY INVOICES 0811364, 0811368, 0811370, 0811378, 0811372	SEP-2011
34,085	Other	TRU CHECK INC				38,404.13	902001	0811365IN	Meter Reading Services - TO PAY INVOICES 0811365, 0811377	SEP-2011
34,086	Other	TRU CHECK INC				43,301.25	902001	0811367IN	Meter Reading Services - TO PAY INVOICES 0811367, 0811373, 0811363	SEP-2011
34,087	Other	TRU CHECK INC				12,690.52	586100	0811368IN	Field and Credit Services - TO PAY INVOICES 0811364, 0811368, 0811370, 0811378, 0811372	SEP-2011
34,088	Other	TRU CHECK INC				25,734.38	902001	0811369IN	Meter Reading Services - TO PAY INVOICES 0811371, 0811369, 0811295, 0811375	SEP-2011
34,089	Other	TRU CHECK INC				10,902.98	586100	0811370IN	Field and Credit Services - TO PAY INVOICES 0811364, 0811368, 0811370, 0811378, 0811372	SEP-2011
34,090	Other	TRU CHECK INC				28,144.80	902001	0811371IN	Meter Reading Services - TO PAY INVOICES 0811371, 0811369, 0811295, 0811375	SEP-2011
34,091	Other	TRU CHECK INC				26,128.76	586100	0811372IN	Field and Credit Services - TO PAY INVOICES 0811364, 0811368, 0811370, 0811378, 0811372	SEP-2011
34,092	Other	TRU CHECK INC				29,064.16	902001	0811373IN	Meter Reading Services - TO PAY INVOICES 0811367, 0811373, 0811363	SEP-2011
34,093	Other	TRU CHECK INC				32,943.91	586100	0811374IN	Field and Credit Services - TO PAY INVOICES 0811374 AND 0811376	SEP-2011
34,094	Other	TRU CHECK INC				28,047.60	902001	0811375IN	Meter Reading Services - TO PAY INVOICES 0811371, 0811369, 0811295, 0811375	SEP-2011
34,095	Other	TRU CHECK INC				30,121.84	586100	0811376IN	Field and Credit Services - TO PAY INVOICES 0811374 AND 0811376	SEP-2011
34,096	Other	TRU CHECK INC				23,863.28	902001	0811377IN	Meter Reading Services - TO PAY INVOICES 0811365, 0811377	SEP-2011
34,097	Other	TRU CHECK INC				14,946.23	586100	0811378IN	Field and Credit Services - TO PAY INVOICES 0811364, 0811368, 0811370, 0811378, 0811372	SEP-2011
34,098	Other	TRU CHECK INC				(100.00)	902001	0811ERRIN	Meter Reading Services - TO PAY INVOICES 0811361 & CREDITS 0811HH, 0811ERR	SEP-2011
34,099	Other	TRU CHECK INC				(138.13)	902001	0811HHIN	Meter Reading Services - TO PAY INVOICES 0811361 & CREDITS 0811HH, 0811ERR	SEP-2011
34,100	Other	TRU CHECK INC				3,359.80	580100	0811PSRIN	Field and Credit Services - TO PAY INVOICE 0811PSR - for PSRT Work	SEP-2011

KENTUCKY UTILITIES COMPANY
Case No. 2012- 00221
Analysis of Professional Services Expenses For the Test Year

(A)	(B)	(C)	(D)	(E)	(F)	(G)	(H)	(I)		
Line No.	Type	Vendor	Rate Case	Audit	Other	Total	Account	Invoice	Description	Period
34,101	Other	TRU CHECK INC				15,631.59	902001	0911295IN	Meter Reading Services - To pay invoices 0911363, 0911369, 0911371	OCT-2011
34,102	Other	TRU CHECK INC				103,215.45	902001	0911361IN	Meter Reading Services - To pay invoice 0911361	OCT-2011
34,103	Other	TRU CHECK INC				10,981.80	586100	0911362IN	TruCheck KU Meter Shop Labor Sept 2011 Inv 0911362IN 10/3/11	OCT-2011
34,104	Other	TRU CHECK INC				25,648.52	902001	0911363IN	Meter Reading Services - To pay invoices 0911363, 0911369, 0911371	OCT-2011
34,105	Other	TRU CHECK INC				23,598.38	586100	0911364IN	Field and Credit Services - To pay invoices 0911364, 0911370, 0911372, 0911374	OCT-2011
34,106	Other	TRU CHECK INC				44,815.12	902001	0911365IN	Meter Reading Services - invoices 0911367, 0911365	OCT-2011
34,107	Other	TRU CHECK INC				50,989.98	902001	0911367IN	Meter Reading Services - invoices 0911367, 0911365	OCT-2011
34,108	Other	TRU CHECK INC				12,428.04	586100	0911368IN	Field and Credit Services - To pay invoices 0911368, 0911376, 0911378- ATTACH TO CPA 473808	OCT-2011
34,109	Other	TRU CHECK INC				29,994.14	902001	0911369IN	Meter Reading Services - To pay invoices 0911363, 0911369, 0911371	OCT-2011
34,110	Other	TRU CHECK INC				11,841.17	586100	0911370IN	Field and Credit Services - To pay invoices 0911364, 0911370, 0911372, 0911374	OCT-2011
34,111	Other	TRU CHECK INC				29,664.79	902001	0911371IN	Meter Reading Services - To pay invoices 0911363, 0911369, 0911371	OCT-2011
34,112	Other	TRU CHECK INC				22,932.16	586100	0911372IN	Field and Credit Services - To pay invoices 0911364, 0911370, 0911372, 0911374	OCT-2011
34,113	Other	TRU CHECK INC				31,137.90	902001	0911373IN	Meter Reading Services - To pay invoice 0911373 AND CREDIT 0911ERR- ATTACH TO CPA 473809	OCT-2011
34,114	Other	TRU CHECK INC				35,288.98	586100	0911374IN	Field and Credit Services - To pay invoices 0911364, 0911370, 0911372, 0911374	OCT-2011
34,115	Other	TRU CHECK INC				28,933.84	902001	0911375IN	Meter Reading Services - To pay invoices 0911363, 0911369, 0911371	OCT-2011
34,116	Other	TRU CHECK INC				29,581.87	586100	0911376IN	Field and Credit Services - To pay invoices 0911368, 0911376, 0911378- ATTACH TO CPA 473808	OCT-2011
34,117	Other	TRU CHECK INC				25,708.93	902001	0911377IN	Meter Reading Services - To pay invoices 0911363, 0911369, 0911371	OCT-2011
34,118	Other	TRU CHECK INC				15,775.59	586100	0911378IN	Field and Credit Services - To pay invoices 0911368, 0911376, 0911378- ATTACH TO CPA 473808	OCT-2011
34,119	Other	TRU CHECK INC				(30.00)	902001	0911ERRIN	Meter Reading Services - To pay invoice 0911373 AND CREDIT 0911ERR- ATTACH TO CPA 473809	OCT-2011
34,120	Other	TRU CHECK INC				13,840.88	902001	1011295IN	Meter Reading Services - TO PAY INVOICES 311MR, 1011295, 1011363, 1011365	NOV-2011
34,121	Other	TRU CHECK INC				98,948.26	902001	1011361IN	Meter Reading Services - TO PAY INVOICES 1011ERR AND 101136	NOV-2011
34,122	Other	TRU CHECK INC				9,578.55	586100	1011362IN	TruCheck KU Meter Shop Labor Oct 2011 Inv 1011361IN 11/2/11	NOV-2011
34,123	Other	TRU CHECK INC				24,651.00	902001	1011363IN	Meter Reading Services - TO PAY INVOICES 311MR, 1011295, 1011363, 1011365	NOV-2011
34,124	Other	TRU CHECK INC				21,083.21	586100	1011364IN	Field and Credit Services - To pay invoices 1011364, 1011368, 1011370, 1011372, 1011374, ATTACH TO CPA 473808	NOV-2011
34,125	Other	TRU CHECK INC				40,599.23	902001	1011365IN	Meter Reading Services - TO PAY INVOICES 311MR, 1011295, 1011363, 1011365	NOV-2011
34,126	Other	TRU CHECK INC				46,716.75	902001	1011367IN	Meter Reading Services - TO PAY INVOICES 1011367, 1011369, 1011377	NOV-2011
34,127	Other	TRU CHECK INC				11,601.01	586100	1011368IN	Field and Credit Services - To pay invoices 1011364, 1011368, 1011370, 1011372, 1011374, ATTACH TO CPA 473808	NOV-2011
34,128	Other	TRU CHECK INC				26,736.08	902001	1011369IN	Meter Reading Services - TO PAY INVOICES 1011367, 1011369, 1011377	NOV-2011
34,129	Other	TRU CHECK INC				9,698.88	586100	1011370IN	Field and Credit Services - To pay invoices 1011364, 1011368, 1011370, 1011372, 1011374, ATTACH TO CPA 473808	NOV-2011
34,130	Other	TRU CHECK INC				28,366.20	902001	1011371IN	Meter Reading Services - TO PAY INVOICES 1011371, 1011373, 1011375	NOV-2011
34,131	Other	TRU CHECK INC				23,482.84	586100	1011372IN	Field and Credit Services - To pay invoices 1011364, 1011368, 1011370, 1011372, 1011374, ATTACH TO CPA 473808	NOV-2011
34,132	Other	TRU CHECK INC				30,432.38	902001	1011373IN	Meter Reading Services - TO PAY INVOICES 1011371, 1011373, 1011375	NOV-2011
34,133	Other	TRU CHECK INC				30,641.93	586100	1011374IN	Field and Credit Services - To pay invoices 1011364, 1011368, 1011370, 1011372, 1011374, ATTACH TO CPA 473808	NOV-2011
34,134	Other	TRU CHECK INC				28,759.05	902001	1011375IN	Meter Reading Services - TO PAY INVOICES 1011371, 1011373, 1011375	NOV-2011
34,135	Other	TRU CHECK INC				26,677.05	586100	1011376IN	Field and Credit Services -To pay invoices 1011376, 1011378, 311KUMR	NOV-2011
34,136	Other	TRU CHECK INC				24,185.25	902001	1011377IN	Meter Reading Services - TO PAY INVOICES 1011367, 1011369, 1011377	NOV-2011
34,137	Other	TRU CHECK INC				12,078.51	586100	1011378IN	Field and Credit Services - To pay invoices 1011376, 1011378, 311KUMR	NOV-2011
34,138	Other	TRU CHECK INC				(60.00)	902001	1011ERRIN	Meter Reading Services - TO PAY INVOICES 1011ERR AND 101136	NOV-2011
34,139	Other	TRU CHECK INC				6,092.33	586100	1011LMSIN	TruCheck LG&E Meter Shop Labor Oct 2011 Inv 1011LMSIN 11/2/11	NOV-2011
34,140	Other	TRU CHECK INC				14,665.05	902001	1111295IN	Meter Reading Services	Dec-2011
34,141	Other	TRU CHECK INC				96,387.98	902001	1111361IN	Meter Reading Services	Dec-2011
34,142	Other	TRU CHECK INC				10,186.23	586100	1111362IN	TruCheck KU Meter Shop Labor Nov 2011 Inv 1111362IN 12/2/11	Dec-2011
34,143	Other	TRU CHECK INC				22,330.35	902001	1111363IN	Meter Reading Services	Dec-2011
34,144	Other	TRU CHECK INC				16,639.41	586100	1111364IN	Field and Credit Services / Invoices 1111364, 1111368, 1111372, 1111374 - Attach to CPA 473808	Dec-2011
34,145	Other	TRU CHECK INC				40,576.28	902001	1111365IN	Meter Reading Services	Dec-2011
34,146	Other	TRU CHECK INC				43,283.70	902001	1111367IN	Meter Reading Services	Dec-2011

KENTUCKY UTILITIES COMPANY
Case No. 2012- 00221
Analysis of Professional Services Expenses For the Test Year

(A)	(B)	(C)	(D)	(E)	(F)	(G)	(H)	(I)		
Line No.	Type	Vendor	Rate Case	Audit	Other	Total	Account	Invoice	Description	Period
34,147	Other	TRU CHECK INC				10,942.36	586100	1111368IN	Field and Credit Services / Invoices 1111364, 1111368, 1111372, 1111374 - Attach to CPA 473808	Dec-2011
34,148	Other	TRU CHECK INC				29,391.53	902001	1111369IN	Meter Reading Services	Dec-2011
34,149	Other	TRU CHECK INC				9,880.64	586100	1111370IN	Field and Credit Services / Invoices 1111378, 1111376, 1111370 - Attach to CPA 473808	Dec-2011
34,150	Other	TRU CHECK INC				29,754.68	902001	1111371IN	Meter Reading Services	Dec-2011
34,151	Other	TRU CHECK INC				20,174.96	586100	1111372IN	Field and Credit Services / Invoices 1111364, 1111368, 1111372, 1111374 - Attach to CPA 473808	Dec-2011
34,152	Other	TRU CHECK INC				30,422.93	902001	1111373IN	Meter Reading Services	Dec-2011
34,153	Other	TRU CHECK INC				29,949.68	586100	1111374IN	Field and Credit Services / Invoices 1111364, 1111368, 1111372, 1111374 - Attach to CPA 473808	Dec-2011
34,154	Other	TRU CHECK INC				28,919.03	902001	1111375IN	Meter Reading Services	Dec-2011
34,155	Other	TRU CHECK INC				25,840.68	586100	1111376IN	Field and Credit Services / Invoices 1111378, 1111376, 1111370 - Attach to CPA 473808	Dec-2011
34,156	Other	TRU CHECK INC				24,204.83	902001	1111377IN	Meter Reading Services	Dec-2011
34,157	Other	TRU CHECK INC				12,766.58	586100	1111378IN	Field and Credit Services / Invoices 1111378, 1111376, 1111370 - Attach to CPA 473808	Dec-2011
34,158	Other	TRU CHECK INC				(10.00)	902001	1111ERRIN	Meter Reading Services	Dec-2011
34,159	Other	TRU CHECK INC				17,389.29	902001	1211295IN	Meter Reading Services - "Estimated" Invoices #1211295, 1211363, 1211369	Dec-2011
34,160	Other	TRU CHECK INC				100,213.05	902001	1211361IN	Meter Reading Services - "Estimated" Invoices #1211361	Dec-2011
34,161	Other	TRU CHECK INC				10,784.28	586100	1211362IN	TruCheck KU Meter Shop Labor Est Dec 2011 Inv 1211362IN 12/13/11	Dec-2011
34,162	Other	TRU CHECK INC				24,293.12	902001	1211363IN	Meter Reading Services - "Estimated" Invoices #1211295, 1211363, 1211369	Dec-2011
34,163	Other	TRU CHECK INC				21,028.12	586100	1211364IN	Field and Credit Services - "Estimated" Invoices #1211364, 1211372, 411STG	Dec-2011
34,164	Other	TRU CHECK INC				44,796.22	902001	1211365IN	Meter Reading Services - "Estimated" Invoices #1211365, 1211367	Dec-2011
34,165	Other	TRU CHECK INC				48,724.68	902001	1211367IN	Meter Reading Services - "Estimated" Invoices #1211365, 1211367	Dec-2011
34,166	Other	TRU CHECK INC				11,687.51	586100	1211368IN	Field and Credit Services - "Estimated" Invoices #1211374, 1211376, 1211378, 1211368, 1211370 ATTACH TO CPA 473808	Dec-2011
34,167	Other	TRU CHECK INC				32,696.84	902001	1211369IN	Meter Reading Services - "Estimated" Invoices #1211295, 1211363, 1211369	Dec-2011
34,168	Other	TRU CHECK INC				11,035.24	586100	1211370IN	Field and Credit Services - "Estimated" Invoices #1211374, 1211376, 1211378, 1211368, 1211370 ATTACH TO CPA 473808	Dec-2011
34,169	Other	TRU CHECK INC				31,283.44	902001	1211371IN	Meter Reading Services - "Estimated" Invoices #1211377, 1211371, 1211373	Dec-2011
34,170	Other	TRU CHECK INC				25,643.07	586100	1211372IN	Field and Credit Services - "Estimated" Invoices #1211364, 1211372, 411STG	Dec-2011
34,171	Other	TRU CHECK INC				32,167.27	902001	1211373IN	Meter Reading Services - "Estimated" Invoices #1211377, 1211371, 1211373	Dec-2011
34,172	Other	TRU CHECK INC				32,943.18	586100	1211374IN	Field and Credit Services - "Estimated" Invoices #1211374, 1211376, 1211378, 1211368, 1211370 ATTACH TO CPA 473808	Dec-2011
34,173	Other	TRU CHECK INC				31,094.52	902001	1211375IN	Meter Reading Services - "Estimated" Invoices #1211375, 1411MR, 1211ERR	Dec-2011
34,174	Other	TRU CHECK INC				27,018.09	586100	1211376IN	Field and Credit Services - "Estimated" Invoices #1211374, 1211376, 1211378, 1211368, 1211370 ATTACH TO CPA 473808	Dec-2011
34,175	Other	TRU CHECK INC				25,818.28	902001	1211377IN	Meter Reading Services - "Estimated" Invoices #1211377, 1211371, 1211373	Dec-2011
34,176	Other	TRU CHECK INC				13,878.29	586100	1211378IN	Field and Credit Services - "Estimated" Invoices #1211374, 1211376, 1211378, 1211368, 1211370 ATTACH TO CPA 473808	Dec-2011
34,177	Other	TRU CHECK INC				(100.00)	902001	1211ERRIN	Meter Reading Services - "Estimated" Invoices #1211375, 1411MR, 1211ERR	Dec-2011
34,178	Other	TRU CHECK INC				(530.52)	902001	1211HHIN	Meter Reading Services - Invoices 0212361, A211295, A211361, A211365, A211367, A211369, A211371, A211373, A211375, A211377, 1211HH AND 0212ERR	MAR-2012
34,179	Other	TRU CHECK INC				12,198.00	902001	1STMR11IN	Meter Reading Services - to pay invoices 0411367, 0411365, 1STMR11, attach to CPA 473809	MAY-2011
34,180	Other	TRU CHECK INC				10,341.23	586100	1STST11IN	Field and Credit Services - TO PAY INVOICES 1STST11, 04113646, 0411368, 0411370, 0411372, ATTACH TO CPA 473808	MAY-2011
34,181	Other	TRU CHECK INC				10,314.74	586100	211STGIN	Field and Credit Services	AUG-2011
34,182	Other	TRU CHECK INC				10,186.65	586100	311KUMRIN	Field and Credit Services - TO pay invoices 1011376, 1011378, 311KUMR	NOV-2011
34,183	Other	TRU CHECK INC				11,114.00	902001	311MRIN	Meter Reading Services - TO PAY INVOICES 311MR, 1011295, 1011363, 1011365	NOV-2011
34,184	Other	TRU CHECK INC				180.15	580100	311PSRTIN	PSRT 2011 - MAYSVILLE - invoice no. 311PSRT	APR-2011
34,185	Other	TRU CHECK INC				122.13	586100	3621211IN	TruCheck KU Meter Shop Labor Jan 2012 & Dec 2011 Adjustment (Inv 0112362IN & 3621211IN)	Feb-2012
34,186	Other	TRU CHECK INC				360.30	580100	411364AIN	INV 411364A - 04/20/11 SHELBYVILLE AREA	MAY-2011
34,187	Other	TRU CHECK INC				450.38	580100	411368AIN	INV 411368A - PSRT WORK PINEVILLE AREA 04/05/11	MAY-2011
34,188	Other	TRU CHECK INC				10,314.74	586100	411STGIN	Field and Credit Services - "Estimated" Invoices #1211364, 1211372, 411STG	Dec-2011
34,189	Other	TRU CHECK INC				(771.60)	586100	4AASTGAIN	Field and Credit Services - INVOICES 4BBSTGA, 0212372, 0212376, 4AASTGS	MAR-2012

KENTUCKY UTILITIES COMPANY
Case No. 2012- 00221
Analysis of Professional Services Expenses For the Test Year

(A)	(B)	(C)	(D)	(E)	(F)	(G)	(H)	(I)		
Line No.	Type	Vendor	Rate Case	Audit	Other	Total	Account	Invoice	Description	Period
34,190	Other	TRU CHECK INC				205.30	586100	4BBSTGAIN	Field and Credit Services - INVOICES 4BBSTGA, 0212372, 0212376, 4AASTGS	MAR-2012
34,191	Other	TRU CHECK INC				(894.57)	902001	A211295IN	Meter Reading Services - Invoices 0212361, A211295, A211361, A211365, A211367, A211369, A211371, A211373, A211375, A211377, 1211HH AND 0212ERR	MAR-2012
34,192	Other	TRU CHECK INC				(1,645.33)	902001	A211361IN	Meter Reading Services - Invoices 0212361, A211295, A211361, A211365, A211367, A211369, A211371, A211373, A211375, A211377, 1211HH AND 0212ERR	MAR-2012
34,193	Other	TRU CHECK INC				665.51	902001	A211363IN	Meter Reading Services - Invoices A211ERR and A211363	Feb-2012
34,194	Other	TRU CHECK INC				(906.14)	902001	A211365IN	Meter Reading Services - Invoices 0212361, A211295, A211361, A211365, A211367, A211369, A211371, A211373, A211375, A211377, 1211HH AND 0212ERR	MAR-2012
34,195	Other	TRU CHECK INC				(129.27)	902001	A211367IN	Meter Reading Services - Invoices 0212361, A211295, A211361, A211365, A211367, A211369, A211371, A211373, A211375, A211377, 1211HH AND 0212ERR	MAR-2012
34,196	Other	TRU CHECK INC				(972.22)	902001	A211369IN	Meter Reading Services - Invoices 0212361, A211295, A211361, A211365, A211367, A211369, A211371, A211373, A211375, A211377, 1211HH AND 0212ERR	MAR-2012
34,197	Other	TRU CHECK INC				(214.37)	902001	A211371IN	Meter Reading Services - Invoices 0212361, A211295, A211361, A211365, A211367, A211369, A211371, A211373, A211375, A211377, 1211HH AND 0212ERR	MAR-2012
34,198	Other	TRU CHECK INC				(156.09)	902001	A211373IN	Meter Reading Services - Invoices 0212361, A211295, A211361, A211365, A211367, A211369, A211371, A211373, A211375, A211377, 1211HH AND 0212ERR	MAR-2012
34,199	Other	TRU CHECK INC				(1,056.05)	902001	A211375IN	Meter Reading Services - Invoices 0212361, A211295, A211361, A211365, A211367, A211369, A211371, A211373, A211375, A211377, 1211HH AND 0212ERR	MAR-2012
34,200	Other	TRU CHECK INC				(506.96)	902001	A211377IN	Meter Reading Services - Invoices 0212361, A211295, A211361, A211365, A211367, A211369, A211371, A211373, A211375, A211377, 1211HH AND 0212ERR	MAR-2012
34,201	Other	TRU CHECK INC				100.00	902001	A211ERRIN	Meter Reading Services - Invoices A211ERR and A211363	Feb-2012
34,202	Other	TRU CHECK INC				280.16	580100	A511368IN	PSRT Pinville area 05/24/11	Jun-2011
34,203	Other	TRU CHECK INC				1,124.00	586100	ADJ1211FS	Field and Credit Services - To pay invoice Adj1211FS - correction of Dec Estimated billing	Jan-2012
34,204	Other	TRU CHECK INC				405,000.00	902001	J703-0110-0312 Adjustment USD	TruCheck	MAR-2012
34,205	Other	TRU CHECK INC				160,000.00	586100	J703-0110-0312 Adjustment USD	Tru-Check	MAR-2012
34,206	Other	TRU CHECK INC				10,600.00	586100	J703-0110-0312 Adjustment USD	Tru-Check	MAR-2012
34,207	Other	TRU CHECK INC				(340,000.00)	902001	Reverses *J703-0110-0311 Adjustment USD	TruCheck	APR-2011
34,208	Other	TRU CHECK INC				(142,000.00)	586100	Reverses *J703-0110-0311 Adjustment USD	Tru-Check	APR-2011
34,209	Other	TRU CHECK INC				(11,900.00)	586100	Reverses *J703-0110-0311 Adjustment USD	Tru-Check	APR-2011
34,210	Other	TUBULAR CLEANING SERVICE INC				762.00	512100	0004292011GR	Cleaning cost main lube oil cooler	MAY-2011
34,211	Other	TUBULAR CLEANING SERVICE INC				630.00	512100	0004292011GR	Cleaning cost bearing water cooler	MAY-2011
34,212	Other	TUBULAR CLEANING SERVICE INC				300.00	512100	0004292011GR	supervisor travel	MAY-2011
34,213	Other	TUBULAR CLEANING SERVICE INC				270.00	512100	0004292011GR	Per diem rate	MAY-2011
34,214	Other	TUBULAR CLEANING SERVICE INC				264.60	512100	0004292011GR	Vehicle mobilization	MAY-2011
34,215	Other	TUBULAR CLEANING SERVICE INC				200.00	512100	0004292011GR	Technicians travel	MAY-2011
34,216	Other	TUBULAR CLEANING SERVICE INC				144.00	512100	0004292011GR	Cleaning cost H2 cooler	MAY-2011
34,217	Other	TUBULAR CLEANING SERVICE INC				33.00	512100	0004292011GR	Cleaning cost seal oil cooler	MAY-2011
34,218	Other	TUBULAR CLEANING SERVICE INC				1,368.00	512100	000592011GR	Clean Unit #3 generator coolers / seal oil cooler	Jun-2011
34,219	Other	TUBULAR CLEANING SERVICE INC				500.00	512100	000592011GR	Travel expenses to & from job site	Jun-2011
34,220	Other	TUBULAR CLEANING SERVICE INC				264.60	512100	000592011GR	Mobilization to & from job site - 196 miles @ \$1.35/mile	Jun-2011
34,221	Other	TUBULAR CLEANING SERVICE INC				5,212.36	512100	0006162011GR	Labor necessary to clean U4 condenser	Jun-2011
34,222	Other	TUBULAR CLEANING SERVICE INC				800.00	512100	0006162011GR	Travel rate and hours to and from job site	Jun-2011
34,223	Other	TUBULAR CLEANING SERVICE INC				540.00	512100	0006162011GR	Per diem (six employees @ \$90.00 - 1 day)	Jun-2011
34,224	Other	TUBULAR CLEANING SERVICE INC				529.20	512100	0006162011GR	Mobilization	Jun-2011
34,225	Other	TUBULAR CLEANING SERVICE INC				1,368.00	513100	0007092011GR	Labor/equipment necessary to clean U3 generator hydrogen coolers	JUL-2011
34,226	Other	TUBULAR CLEANING SERVICE INC				500.00	513100	0007092011GR	Travel rate and house to and from job site	JUL-2011
34,227	Other	TUBULAR CLEANING SERVICE INC				264.60	513100	0007092011GR	Mobilization per vehicle to and from job site	JUL-2011
34,228	Other	TUBULAR CLEANING SERVICE INC				255.00	513100	0007092011GR	Per diem for three employees	JUL-2011
34,229	Other	TURBO PARTS LLC				55,620.00	513100	605476	FURNISH LABOR FOR INSTALLATION OF N4-N7 PACKING & SPILL STRIPS	JUL-2011
34,230	Other	TURNER'S HEATING AND COOLING				276.54	502100	21319	REPAIR SERVICE FOR HVAC AT SYS LAB invoice 21319	APR-2011

KENTUCKY UTILITIES COMPANY
Case No. 2012- 00221
Analysis of Professional Services Expenses For the Test Year

(A)	(B)	(C)	(D)	(E)	(F)	(G)	(H)	(I)		
Line No.	Type	Vendor	Rate Case	Audit	Other	Total	Account	Invoice	Description	Period
34,231	Other	TURNER'S HEATING AND COOLING				90.63	502100	22547	REPAIR SERVICE FOR HVAC AT SYS LAB invoice 22547 9/16/11	OCT-2011
34,232	Other	TURNER'S HEATING AND COOLING				67.83	502100	22820	REPAIR SERVICE FOR HVAC AT SYS LAB invoice 22820 12/13/11	Jan-2012
34,233	Other	TURNER'S HEATING AND COOLING				42.12	502100	22864	REPAIR SERVICE FOR HVAC AT SYS LAB invoice 22864 12/28/11	Jan-2012
34,234	Other	TWELVE TWENTY FIVE DESIGN LLC				810.06	921004	KUCAM1101	CORRECT SALES TAX / INSTALL, STRIKE, PACK FOR STORAGE	Dec-2011
34,235	Other	TWELVE TWENTY FIVE DESIGN LLC				810.06	921004	KUCAR1101	CORRECT SALES TAX / INSTALLATION, STRIKE, PACK FOR STORING/STORAGE	Dec-2011
34,236	Other	TWELVE TWENTY FIVE DESIGN LLC				1,205.36	921004	KUD1101	1225 DESIGN-LABOR TO DECORATE, INSTALL, STRIKE, PACK & STORE XMAS DECORATIONS (NON-TAXABLE) INV #KU-D11-01 DATED 11/30/2011	Dec-2011
34,237	Other	TWELVE TWENTY FIVE DESIGN LLC				1,231.36	921004	KUE1101	1225 DESIGN-E-TOWN BUS OFFICE - LABOR TO DECORATE, INSTALL, STRIKE, PACK AND STORE XMAS DECORATIONS (INV KU-E11-01 DATED 11/30/2011) NON TAXABLE	Dec-2011
34,238	Other	TWELVE TWENTY FIVE DESIGN LLC				1,133.12	921004	KUER1101	EARLINGTON OFFICE -CHRISTMAS DECORATING LABOR NON TAXABLE- INV KU-ER11-01 DATED 11/30/2011	Dec-2011
34,239	Other	TWELVE TWENTY FIVE DESIGN LLC				1,363.37	921004	KUG1101	1225 DESIGN-GEORGETOWN BUS OFFICE -LABOR TO DECORATE, INSTALL, STRIKE, PACK & STORE - NON-TAXABLE (INV KU-G11-01 DATED 11/30/2011)	Dec-2011
34,240	Other	TWELVE TWENTY FIVE DESIGN LLC				1,133.12	921004	KUH1101	HARLAN OFFICE -CHRISTMAS DECORATING LABOR NON TAXABLE- INV KU-H11-01 DATED 11/30/2011	Dec-2011
34,241	Other	TWELVE TWENTY FIVE DESIGN LLC				1,453.81	921003	KUL1101	1225 DESIGN-ONE QUALITY BLDG-LABOR TO DECORATE, INSTALL, STRIKE, PACK AND STORE -NON TAXABLE (INV KU-L11-01 DATED 11/30/2011)	Dec-2011
34,242	Other	TWELVE TWENTY FIVE DESIGN LLC				1,133.12	921004	KUMF1101	MORGANFIELD OFFICE -CHRISTMAS DECORATING LABOR NON TAXABLE- INV KU-MF11-01 DATED 11/30/2011	Dec-2011
34,243	Other	TWELVE TWENTY FIVE DESIGN LLC				284.65	921004	KUMF1102	1225 DESIGN-LABOR FOR CHRISTMAS DECORATING SECOND X MAS TREE FOR MORGANFIELD BUS OFFICE - INV #KU-MF11-02 DATED 11/30/2011	Dec-2011
34,244	Other	TWELVE TWENTY FIVE DESIGN LLC				1,363.37	921004	KUMS1101	1225 DESIGN-MT STERLING DECORATING, INSTALLATION, STRIKE, PACK AND STORE - LABOR NON TAXABLE (INV KU-MS11-01 DATED 11/30/2011)	Dec-2011
34,245	Other	TWELVE TWENTY FIVE DESIGN LLC				1,133.12	921004	KUN1101	NORTON OFFICE -CHRISTMAS DECORATING LABOR NON TAXABLE- INV KU-N11-01 DATED 11/30/2011	Dec-2011
34,246	Other	TWELVE TWENTY FIVE DESIGN LLC				1,363.37	921004	KUP1101	1225 DESIGN-PARIS BUS LABOR TO DECORATE, INSTALL, STRIKE, PACK AND STORE -NON TAXABLE (INV-KU-P11-01 DATED 11/30/11)	Dec-2011
34,247	Other	TWELVE TWENTY FIVE DESIGN LLC				1,133.12	921004	KUPG1101	PENNINGTON GAP OFFICE -CHRISTMAS DECORATING LABOR NON TAXABLE- INV KU-PG11-01 DATED 11/30/2011	Dec-2011
34,248	Other	TWELVE TWENTY FIVE DESIGN LLC				1,165.81	921004	KUR1101	1225 DESIGN-RICHMOND BUS OFFICE - LABOR TO DECORATE, INSTALL, STRIKE, PACK AND STORE XMAS DECORATIONS AS PER INV #KU-R11-01 DATED 11/30/11 (NON TAXABLE)	Dec-2011
34,249	Other	TWELVE TWENTY FIVE DESIGN LLC				919.65	921004	KUSH1101	1225 DESIGN-SHELBYVILLE BUS OFFICE - LABOR TO DECORATE, INSTALL, STRIKE, PACK & STORE (NON-TAXABLE) - INV #KU-SH11-01 DATED 11/30/2011	Dec-2011
34,250	Other	TWELVE TWENTY FIVE DESIGN LLC				810.06	921004	KUW1101	CORRECT SALES TAX PM / INSTALLATION, STRIKE, PACK FOR STORING & STORAGE	Dec-2011
34,251	Other	TWELVE TWENTY FIVE DESIGN LLC				1,154.69	921004	LGEC1101	1225 DESIGN-LGE CENTER LABOR TO DECORATE AND INSTALL XMAS DECORATIONS NON-TAXABLE (INV LGE-C11-01 DATED 11/30/2011)	Dec-2011
34,252	Other	TWELVE TWENTY FIVE DESIGN LLC				580.32	921004	LGES1101	1225 DESIGN-SIMPSONVILLE TC&D-LABOR TO DECORATE, INSTALL, PACK & STRIKE (NON-TAXABLE) - INV #LGE-S11-01 DATED 11/30/11	Dec-2011
34,253	Other	TWENTY FIRST CENTURY COMMUNICATIONS INC				5,688.52	903030	05111262	For payment of call center over flow. To pay for Invoice numbers, 05111262,07111262 and 06111262	AUG-2011
34,254	Other	TWENTY FIRST CENTURY COMMUNICATIONS INC				139.68	580100	05111262	For payment of call center over flow. To pay for Invoice numbers, 05111262,07111262 and 06111262	AUG-2011
34,255	Other	TWENTY FIRST CENTURY COMMUNICATIONS INC				3,684.81	903030	06111262	For payment of call center over flow. To pay for Invoice numbers, 05111262,07111262 and 06111262	AUG-2011
34,256	Other	TWENTY FIRST CENTURY COMMUNICATIONS INC				90.48	580100	06111262	For payment of call center over flow. To pay for Invoice numbers, 05111262,07111262 and 06111262	AUG-2011
34,257	Other	TWENTY FIRST CENTURY COMMUNICATIONS INC				6,276.72	903030	07111262	For payment of call center over flow. To pay for Invoice numbers, 05111262,07111262 and 06111262	AUG-2011
34,258	Other	TWENTY FIRST CENTURY COMMUNICATIONS INC				154.12	580100	07111262	For payment of call center over flow. To pay for Invoice numbers, 05111262,07111262 and 06111262	AUG-2011
34,259	Other	TWO TRG				526.08	921903	001006894	Disposal Services - For hard drives shredded with rails	MAY-2011
34,260	Other	TWO TRG				3.12	921903	001006894	Disposal Services - For other misc. media shredded	MAY-2011
34,261	Other	TWO TRG				725.75	923900	1007099	RECYCLING SERVICES - STONE ROAD	Jun-2011
34,262	Other	TWO TRG				1,657.55	923900	1007100	RECYCLING SERVICES GHENT	Jun-2011

KENTUCKY UTILITIES COMPANY
Case No. 2012- 00221
Analysis of Professional Services Expenses For the Test Year

(A)	(B)	(C)	(D)	(E)	(F)	(G)	(H)	(I)		
Line No.	Type	Vendor	Rate Case	Audit	Other	Total	Account	Invoice	Description	Period
34,263	Other	TWO TRG				87.12	921903	1007144	Disposal Services - For all hard drives shredded on May 18, 2011	Jun-2011
34,264	Other	TWO TRG				5.97	921903	1007188	Disposal Services - For all hard drives shredded on May 25, 2011	Jun-2011
34,265	Other	TWO TRG				622.95	923900	001007302	Disposal Services	JUL-2011
34,266	Other	TWO TRG				24.50	921903	001007353	Disposal Services for all hard drives shredded with rails	JUL-2011
34,267	Other	TWO TRG				17.64	921903	001007353	Disposal Services - For all hard drives shredded without rails	JUL-2011
34,268	Other	TWO TRG				4,249.20	511100	001007384	RECYCLING - ONE DRUM OF MERCURY CONTAINING PARTS	JUL-2011
34,269	Other	TWO TRG				76.44	921903	001007688	Disposal Services - For all hard drives shredded	AUG-2011
34,270	Other	TWO TRG				127.89	921903	001007825	Disposal Services - For all hard drives shredded without rails	SEP-2011
34,271	Other	TWO TRG				468.93	921903	001007873	Disposal Services - For all hard drives shredded without rails	SEP-2011
34,272	Other	TWO TRG				50.49	921903	001007873	Disposal Services - For all additional media shredded (322 lbs)	SEP-2011
34,273	Other	TWO TRG				179.34	921903	1008708	Data Erasure - 183 HDD Wipe	Jan-2012
34,274	Other	TWO TRG				2.94	921903	1008708	Data Erasure - 2 HDD Destroy	Jan-2012
34,275	Other	TWO TRG				21.56	921903	1009201	Data Erasure - HDD Wipe Lot 11794	Feb-2012
34,276	Other	TWO TRG				7.84	921903	1009225	Disposal Services - HDD Wipe/Destroy Lot 11732	Feb-2012
34,277	Other	TWO TRG				48.02	921903	1009226	Disposal Services - HDD Wipe/Destroy Lot 11749	Feb-2012
34,278	Other	UC SYNERGETIC INC				21,096.94	588100	161830	UC Synergetic - 3rd party attachment audit for Scott Co	Jan-2012
34,279	Other	UC SYNERGETIC INC				7,613.08	593002	169444	CONTRACT LABOR, KU SNOW STORM 2/19/12, INV#169444	MAR-2012
34,280	Other	UNITED ELECTRIC CO INC				7,572.12	593003	22895	Storm Work in Lexington 8/3/2011	SEP-2011
34,281	Other	UNITED ELECTRIC CO INC				2,218.86	593003	22895	Storm Work in Lexington 8/3/2011	SEP-2011
34,282	Other	UNITED GRAPHICS OF LOUISVILLE				918.38	930101	183720177488	Misc Bill Inserts/Newsletters	MAY-2011
34,283	Other	UNITED GRAPHICS OF LOUISVILLE				2,462.18	930101	183723177489	Misc Bill Inserts/Newsletters	MAY-2011
34,284	Other	UNITED GRAPHICS OF LOUISVILLE				1,159.29	930101	183723177489	5 GENERAL BROCHURES	MAY-2011
34,285	Other	UNITED GRAPHICS OF LOUISVILLE				323.28	930101	183725177490	Misc Bill Inserts/Newsletters	MAY-2011
34,286	Other	UNITED GRAPHICS OF LOUISVILLE				463.61	930101	184179176844	Misc Bill Inserts/Newsletters	MAY-2011
34,287	Other	UNITED GRAPHICS OF LOUISVILLE				476.21	930101	184250176958	Misc Bill Inserts/Newsletters	MAY-2011
34,288	Other	UNITED GRAPHICS OF LOUISVILLE				2,519.94	930101	184916178145	Misc Bill Inserts/Newsletters	MAY-2011
34,289	Other	UNITED GRAPHICS OF LOUISVILLE				10,479.00	903022	188318181445	Misc Bill Inserts/Newsletters	AUG-2011
34,290	Other	UNITED GRAPHICS OF LOUISVILLE				2,216.67	923900	1.95847E+11	News Transmission Shells	Feb-2012
34,291	Other	UNITED MAIL LLC				0.09	908005	0121590	Labor	APR-2011
34,292	Other	UNITED MAIL LLC				0.55	908005	0121591	Labor	APR-2011
34,293	Other	UNITED MAIL LLC				2,273.39	908005	0121593	CFL Direct Program - Energy Efficiency - Service of printing Disclaimer labels for CFL Direct Mail	APR-2011
34,294	Other	UNITED MAIL LLC				16.25	908005	0121593	CFL Direct Program - Energy Efficiency - Service of live proofing of Disclaimer labels for CFL Direct Mail	APR-2011
34,295	Other	UNITED MAIL LLC				10.00	908005	0121593	CFL Direct Program - Energy Efficiency - Plate charge for Disclaimer labels for CFL Direct Mail	APR-2011
34,296	Other	UNITED MAIL LLC				4,691.61	908005	0121595	CFL Direct Program - Energy Efficiency - Service of printing Disclaimer labels for CFL Direct Mail	APR-2011
34,297	Other	UNITED MAIL LLC				16.25	908005	0121595	CFL Direct Program - Energy Efficiency - Service of live proofing of Disclaimer labels for CFL Direct Mail	APR-2011
34,298	Other	UNITED MAIL LLC				10.00	908005	0121595	CFL Direct Program - Energy Efficiency - Plate charge for Disclaimer labels for CFL Direct Mail	APR-2011
34,299	Other	UNITED MAIL LLC				391.80	908005	0122550	United Mail Invoice 0122550, KU ROLA CFL fulfillment	SEP-2011
34,300	Other	UNITED MAIL LLC				142.50	908005	190638N	United Mail Invoice 190638N, LG&E/KU ROLA fulfillment for Sept 2011	OCT-2011
34,301	Other	UNITED MAIL LLC				129.27	908005	191243N	United Mail Invoice 191243N, ROLA-Oct. LGE and KU 4 Pack 13W CFL fulfillment (281)	NOV-2011
34,302	Other	UNITED MAIL LLC				142.50	908005	191870N	United Mail Invoice 191870N for ROLA Nov. LG&E and KU 4 Pack 13W CFL fulfillment (282)	Dec-2011
34,303	Other	UNITED MAIL LLC				173.34	908005	192191N	Invoice 192191N, United Mail, Online Res Audit CFL fulfillment for December, 1175 customers.	Dec-2011
34,304	Other	UNITED MAIL LLC				64.69	908005	192986N	CFL Direct Program - Energy Efficiency	Feb-2012
34,305	Other	UNITED MAIL LLC				77.23	908005	193814N	Feb 2012 ROLA LG&E and KU CFL fulfillment, United Mail Invoice 193814N. 301 CFLs.	MAR-2012
34,306	Other	UNITED MAIL LLC				55.12	908005	J703-0110-0312 Adjustment USD	United Mail	MAR-2012
34,307	Other	UNITED MAIL LLC				1,006.59	901900	T190160	Tree Trimming Mailing File Prep - DSF Walk sequence	OCT-2011
34,308	Other	UNITED RENTALS INC				268.87	512100	92453716001	PICKUP, DELIVERY AND MISC CHARGES	APR-2011
34,309	Other	UNITED RENTALS INC				278.64	514100	92887117001	Annual inspection of Genie manlift performed on 04/11/11	MAY-2011
34,310	Other	UNITED RENTALS INC				127.50	514100	92887128001	Annual inspection of JLG performed on 04/13/11	MAY-2011
34,311	Other	UNITED RENTALS INC				192.00	553100	92974322001	DELIVERY, PICKUP AND ENVIRONMENTAL CHARGE OF 80' BOOM	MAY-2011

KENTUCKY UTILITIES COMPANY
Case No. 2012- 00221
Analysis of Professional Services Expenses For the Test Year

(A)	(B)	(C)	(D)	(E)	(F)	(G)	(H)	(I)		
Line No.	Type	Vendor	Rate Case	Audit	Other	Total	Account	Invoice	Description	Period
34,312	Other	UNITED RENTALS INC				12.00	553100	92974322002	DELIVERY, PICKUP AND ENVIRONMENTAL CHARGE OF 80' BOOM	Jun-2011
34,313	Other	UNITED RENTALS INC				12.00	553100	92974322003	DELIVERY, PICKUP AND ENVIRONMENTAL CHARGE OF 80' BOOM	JUL-2011
34,314	Other	UNITED RENTALS INC				56.80	553100	92974322004	DELIVERY, PICKUP AND ENVIRONMENTAL CHARGE OF 80' BOOM	JUL-2011
34,315	Other	UNITED RENTALS INC				792.00	514100	101543246001	SERVICE CALL 02/15/12 TO REPAIR BRODERSON OUTRIGGER ALARM AND CAL LMI	MAR-2012
34,316	Other	UNITED SERVO HYDRAULICS INC				788.00	513100	1106017	LABOR TO REPAIR ABEX SERVO VALVE P/N 425-1326 S/N 3345	Jun-2011
34,317	Other	UNITED SERVO HYDRAULICS INC				465.00	513100	1107043	CLEAN AND CALIBRATE MODEL#35-14027 COMPENSATOR	AUG-2011
34,318	Other	UNITED SERVO HYDRAULICS INC				665.00	513100	1110037	LABOR TO CLEAN AND CALIBRATE COMPENSATOR S/N 9296	OCT-2011
34,319	Other	UNITED SERVO HYDRAULICS INC				665.00	513100	1110037	LABOR TO CLEAN AND CALIBRATE COMPENSATOR S/N 9314	OCT-2011
34,320	Other	UNITED SERVO HYDRAULICS INC				788.00	513100	1110048	LABOR TO REPAIR MODEL#425-1607 S/N 1771 SERVO VALVE	OCT-2011
34,321	Other	UNITED SERVO HYDRAULICS INC				788.00	513100	1110048	LABOR TO REPAIR MODEL#425-1607 S/N 3245 SERVO VALVE	OCT-2011
34,322	Other	UNITED SERVO HYDRAULICS INC				788.00	513100	1110048	LABOR TO REPAIR MODEL#425-1607 S/N 373R SERVO VALVE	OCT-2011
34,323	Other	UNITED SERVO HYDRAULICS INC				665.00	513100	1201022	LABOR TO REPAIR COMPENSATOR	Jan-2012
34,324	Other	UNITED SERVO HYDRAULICS INC				300.00	513100	1201022	LABOR TO REPAIR MOOG SERVO VALVE	Jan-2012
34,325	Other	UNITED SERVO HYDRAULICS INC				905.00	513100	1201030	LABOR TO REPAIR MODEL 33164380R GOVERNOR VALVE	Jan-2012
34,326	Other	UNITED SERVO HYDRAULICS INC				4,260.00	513100	1202048	LABOR TO REPAIR 8) TJ GOVERNOR VALVES AND 2) THROTTLE VALVES	MAR-2012
34,327	Other	UNIVAR USA INC				850.00	506100	C149597	PROVIDE TANKER AND DRIVER FOR CAUSTIC TRANSFER TO EAST KENTUCKY POWER	MAY-2011
34,328	Other	UNIVERSAL RESOURCES INC				6,370.00	512100	110589	130 HOURS OF BOILER TUNING BY RICK GRANDISON @ 130/HR	MAY-2011
34,329	Other	UNIVERSAL RESOURCES INC				438.97	512100	110589	EXPENSES	MAY-2011
34,330	Other	UNIVERSAL RESOURCES INC				3,770.00	512100	110630	130 HOURS OF BOILER TUNING BY RICK GRANDISON @ 130/HR	Jun-2011
34,331	Other	UNIVERSAL RESOURCES INC				424.91	512100	110630	EXPENSES	Jun-2011
34,332	Other	UNIVERSAL RESOURCES INC				1,820.00	512100	110653	130 HOURS OF BOILER TUNING BY RICK GRANDISON @ 130/HR	Jun-2011
34,333	Other	UNIVERSAL RESOURCES INC				7,032.99	512100	120232	1.5 WKS/ 50HR/WK @ \$130/HR - ESTIMATE ON TIME	Jan-2012
34,334	Other	UNIVERSITY OF TEXAS AT AUSTIN, THE				14,250.00	930274	027031212	MOFFETT/D. LINK: Annual subscription to the Luminant Carbon Management Program for CO2 - Invoice #027-031212	MAR-2012
34,335	Other	US BANK NATIONAL ASSOCIATION ND				9.42	923900	27-JAN-2011 06:01 SERV	SHRED IT LOUISVILLE #418354	SEP-2011
34,336	Other	US BANK NATIONAL ASSOCIATION ND				(6.74)	921902	27-JAN-2011 06:01 SERV	SHRED IT LOUISVILLE #418354	SEP-2011
34,337	Other	US BANK NATIONAL ASSOCIATION ND				3,464.03	512100	27-JAN-2012 06:01 KUTL	AIRGAS MID AMERICA #337125	Jan-2012
34,338	Other	US BANK NATIONAL ASSOCIATION ND				3,005.75	506100	27-JAN-2012 06:01 KUTL	PREDICT INC #338388	Jan-2012
34,339	Other	US BANK NATIONAL ASSOCIATION ND				2,291.13	935402	27-JAN-2012 06:01 KUTL	REPUBLIC SERVICES TRASH #335905	Jan-2012
34,340	Other	US BANK NATIONAL ASSOCIATION ND				1,366.20	588100	27-JAN-2012 06:01 KUTL	FIRST AMERICA TRUCK WASH #267173	Jan-2012
34,341	Other	US BANK NATIONAL ASSOCIATION ND				1,288.36	588100	27-JAN-2012 06:01 KUTL	UNIFORM&CAREER APPAREL #336606	Jan-2012
34,342	Other	US BANK NATIONAL ASSOCIATION ND				1,177.01	588100	27-JAN-2012 06:01 KUTL	REPUBLIC SERVICES TRASH #342901	Jan-2012
34,343	Other	US BANK NATIONAL ASSOCIATION ND				964.80	505100	27-JAN-2012 06:01 KUTL	AIRGAS MID AMERICA #337125	Jan-2012
34,344	Other	US BANK NATIONAL ASSOCIATION ND				934.92	588100	27-JAN-2012 06:01 KUTL	REPUBLIC SERVICES TRASH #340806	Jan-2012
34,345	Other	US BANK NATIONAL ASSOCIATION ND				729.10	588100	27-JAN-2012 06:01 KUTL	SITEX CORPORATION #340129	Jan-2012
34,346	Other	US BANK NATIONAL ASSOCIATION ND				609.73	921003	27-JAN-2012 06:01 KUTL	REPUBLIC SERVICES TRASH #337463	Jan-2012
34,347	Other	US BANK NATIONAL ASSOCIATION ND				607.47	921003	27-JAN-2012 06:01 KUTL	GENERAL SALES COMPANY #338073	Jan-2012
34,348	Other	US BANK NATIONAL ASSOCIATION ND				597.00	588100	27-JAN-2012 06:01 KUTL	LEXINGTON URGENT #339287	Jan-2012
34,349	Other	US BANK NATIONAL ASSOCIATION ND				578.68	921003	27-JAN-2012 06:01 KUTL	S & J LIGHTING #337521	Jan-2012
34,350	Other	US BANK NATIONAL ASSOCIATION ND				525.20	583001	27-JAN-2012 06:01 KUTL	CULLIGAN DANVILLE #341507	Jan-2012
34,351	Other	US BANK NATIONAL ASSOCIATION ND				517.00	588100	27-JAN-2012 06:01 KUTL	LEXINGTON URGENT #338685	Jan-2012
34,352	Other	US BANK NATIONAL ASSOCIATION ND				511.48	921003	27-JAN-2012 06:01 KUTL	SUBURBAN PROPANE LP #338073	Jan-2012
34,353	Other	US BANK NATIONAL ASSOCIATION ND				462.23	935402	27-JAN-2012 06:01 KUTL	FREEDOM WASTE #334874	Jan-2012
34,354	Other	US BANK NATIONAL ASSOCIATION ND				448.64	573100	27-JAN-2012 06:01 KUTL	REPUBLIC SERVICES TRASH #340129	Jan-2012
34,355	Other	US BANK NATIONAL ASSOCIATION ND				448.64	588100	27-JAN-2012 06:01 KUTL	REPUBLIC SERVICES TRASH #340129	Jan-2012
34,356	Other	US BANK NATIONAL ASSOCIATION ND				400.00	903003	27-JAN-2012 06:01 KUTL	CARROLL COUNTY MEMORIAL H #339550	Jan-2012
34,357	Other	US BANK NATIONAL ASSOCIATION ND				363.84	583001	27-JAN-2012 06:01 KUTL	G&K SERVICES 137 #336960	Jan-2012
34,358	Other	US BANK NATIONAL ASSOCIATION ND				337.56	588100	27-JAN-2012 06:01 KUTL	TERMINIX INT. LOCKBOX #342919	Jan-2012
34,359	Other	US BANK NATIONAL ASSOCIATION ND				331.00	921003	27-JAN-2012 06:01 KUTL	OVERHEAD DOOR COMPANY LEX #338073	Jan-2012
34,360	Other	US BANK NATIONAL ASSOCIATION ND				329.00	588100	27-JAN-2012 06:01 KUTL	LEXINGTON URGENT #336382	Jan-2012
34,361	Other	US BANK NATIONAL ASSOCIATION ND				300.00	903003	27-JAN-2012 06:01 KUTL	MID-AMERICA SECURITY SYST #207608	Jan-2012
34,362	Other	US BANK NATIONAL ASSOCIATION ND				294.00	583001	27-JAN-2012 06:01 KUTL	JEWISH HOSPITAL #341044	Jan-2012
34,363	Other	US BANK NATIONAL ASSOCIATION ND				279.24	583001	27-JAN-2012 06:01 KUTL	WCI*WCI OF KENTUCKY #336960	Jan-2012
34,364	Other	US BANK NATIONAL ASSOCIATION ND				251.40	921003	27-JAN-2012 06:01 KUTL	HERALD-LDR CIRCULATION #337521	Jan-2012
34,365	Other	US BANK NATIONAL ASSOCIATION ND				242.56	583001	27-JAN-2012 06:01 KUTL	G&K SERVICES 262 #336960	Jan-2012
34,366	Other	US BANK NATIONAL ASSOCIATION ND				237.52	586100	27-JAN-2012 06:01 KUTL	SIMPLEX GRINNELL WEB P #337133	Jan-2012
34,367	Other	US BANK NATIONAL ASSOCIATION ND				197.12	595100	27-JAN-2012 06:01 KUTL	RUMPKE CONSOLIDATED COMPA #340384	Jan-2012
34,368	Other	US BANK NATIONAL ASSOCIATION ND				197.00	588100	27-JAN-2012 06:01 KUTL	LEXINGTON URGENT #342919	Jan-2012

KENTUCKY UTILITIES COMPANY
Case No. 2012- 00221
Analysis of Professional Services Expenses For the Test Year

(A)	(B)	(C)	(D)	(E)	(F)	(G)	(H)	(I)		
Line No.	Type	Vendor	Rate Case	Audit	Other	Total	Account	Invoice	Description	Period
34,369	Other	US BANK NATIONAL ASSOCIATION ND				196.70	921003	27-JAN-2012 06:01 KUTL	SITEX CORPORATION #339279	Jan-2012
34,370	Other	US BANK NATIONAL ASSOCIATION ND				188.00	506100	27-JAN-2012 06:01 KUTL	LEXINGTON URGENT #337422	Jan-2012
34,371	Other	US BANK NATIONAL ASSOCIATION ND				179.37	586100	27-JAN-2012 06:01 KUTL	UNIFORM&CAREER APPAREL #342901	Jan-2012
34,372	Other	US BANK NATIONAL ASSOCIATION ND				150.00	903003	27-JAN-2012 06:01 KUTL	MID-AMERICA SECURITY SYST #267074	Jan-2012
34,373	Other	US BANK NATIONAL ASSOCIATION ND				150.00	903003	27-JAN-2012 06:01 KUTL	MID-AMERICA SECURITY SYST #341457	Jan-2012
34,374	Other	US BANK NATIONAL ASSOCIATION ND				150.00	903003	27-JAN-2012 06:01 KUTL	MID-AMERICA SECURITY SYST #339550	Jan-2012
34,375	Other	US BANK NATIONAL ASSOCIATION ND				131.18	935402	27-JAN-2012 06:01 KUTL	MADISONVILLE DISPOSAL, LL #334874	Jan-2012
34,376	Other	US BANK NATIONAL ASSOCIATION ND				119.59	588100	27-JAN-2012 06:01 KUTL	UNIFORM&CAREER APPAREL #342901	Jan-2012
34,377	Other	US BANK NATIONAL ASSOCIATION ND				117.00	588100	27-JAN-2012 06:01 KUTL	OCCUMED #337059	Jan-2012
34,378	Other	US BANK NATIONAL ASSOCIATION ND				111.17	583001	27-JAN-2012 06:01 KUTL	MODERN DISTRIBUTORS INC W #341507	Jan-2012
34,379	Other	US BANK NATIONAL ASSOCIATION ND				105.00	583001	27-JAN-2012 06:01 KUTL	LEXINGTON URGENT #341044	Jan-2012
34,380	Other	US BANK NATIONAL ASSOCIATION ND				100.05	903003	27-JAN-2012 06:01 KUTL	MID-AMERICA SECURITY SYST #337695	Jan-2012
34,381	Other	US BANK NATIONAL ASSOCIATION ND				96.34	583001	27-JAN-2012 06:01 KUTL	COYNE TEXTILE SERVICES #341507	Jan-2012
34,382	Other	US BANK NATIONAL ASSOCIATION ND				75.00	903003	27-JAN-2012 06:01 KUTL	MID-AMERICA SECURITY SYST #267066	Jan-2012
34,383	Other	US BANK NATIONAL ASSOCIATION ND				75.00	903003	27-JAN-2012 06:01 KUTL	MID-AMERICA SECURITY SYST #267066	Jan-2012
34,384	Other	US BANK NATIONAL ASSOCIATION ND				65.15	583001	27-JAN-2012 06:01 KUTL	TWC-TIMEWARNERCBLE #341507	Jan-2012
34,385	Other	US BANK NATIONAL ASSOCIATION ND				54.00	588100	27-JAN-2012 06:01 KUTL	MODERN LAUNDRY AND #342505	Jan-2012
34,386	Other	US BANK NATIONAL ASSOCIATION ND				49.95	903003	27-JAN-2012 06:01 KUTL	MID-AMERICA SECURITY SYST #337695	Jan-2012
34,387	Other	US BANK NATIONAL ASSOCIATION ND				48.00	583001	27-JAN-2012 06:01 KUTL	ORKIN PEST CONTROL #341507	Jan-2012
34,388	Other	US BANK NATIONAL ASSOCIATION ND				47.00	586100	27-JAN-2012 06:01 KUTL	LEXINGTON URGENT #342711	Jan-2012
34,389	Other	US BANK NATIONAL ASSOCIATION ND				47.00	588100	27-JAN-2012 06:01 KUTL	LEXINGTON URGENT #337059	Jan-2012
34,390	Other	US BANK NATIONAL ASSOCIATION ND				44.99	566100	27-JAN-2012 06:01 KUTL	CLEAN SWEEP ON BROADWAY #342521	Jan-2012
34,391	Other	US BANK NATIONAL ASSOCIATION ND				37.26	588100	27-JAN-2012 06:01 KUTL	ADVANCE AUTO PARTS #5672 #339386	Jan-2012
34,392	Other	US BANK NATIONAL ASSOCIATION ND				35.00	506100	27-JAN-2012 06:01 KUTL	OCCUPATIONAL PHYSICIANS S #337422	Jan-2012
34,393	Other	US BANK NATIONAL ASSOCIATION ND				30.00	583001	27-JAN-2012 06:01 KUTL	OCCUPATIONAL PHYSICIANS S #341044	Jan-2012
34,394	Other	US BANK NATIONAL ASSOCIATION ND				24.85	903003	27-JAN-2012 06:01 KUTL	TWC-TIMEWARNERCBLE #267074	Jan-2012
34,395	Other	US BANK NATIONAL ASSOCIATION ND				24.58	903003	27-JAN-2012 06:01 KUTL	WM SUPERCENTER #337737	Jan-2012
34,396	Other	US BANK NATIONAL ASSOCIATION ND				24.00	588100	27-JAN-2012 06:01 KUTL	NORTON GULF #340376	Jan-2012
34,397	Other	US BANK NATIONAL ASSOCIATION ND				21.05	902002	27-JAN-2012 06:01 KUTL	SHRED IT LOUISVILLE #342729	Jan-2012
34,398	Other	US BANK NATIONAL ASSOCIATION ND				21.04	586100	27-JAN-2012 06:01 KUTL	SHRED IT LOUISVILLE #342729	Jan-2012
34,399	Other	US BANK NATIONAL ASSOCIATION ND				21.04	586100	27-JAN-2012 06:01 KUTL	SHRED IT LOUISVILLE #342729	Jan-2012
34,400	Other	US BANK NATIONAL ASSOCIATION ND				20.00	903003	27-JAN-2012 06:01 KUTL	RUMPKE CONSOLIDATED COMPA #340384	Jan-2012
34,401	Other	US BANK NATIONAL ASSOCIATION ND				20.00	586100	27-JAN-2012 06:01 KUTL	NCPS OCCUMED #342711	Jan-2012
34,402	Other	US BANK NATIONAL ASSOCIATION ND				19.99	921003	27-JAN-2012 06:01 KUTL	CLEAN SWEEP CAR WASH #337521	Jan-2012
34,403	Other	US BANK NATIONAL ASSOCIATION ND				17.73	506100	27-JAN-2012 06:01 KUTL	AIRGAS MID AMERICA #337125	Jan-2012
34,404	Other	US BANK NATIONAL ASSOCIATION ND				16.63	583001	27-JAN-2012 06:01 KUTL	SOUTH KY RECC #341507	Jan-2012
34,405	Other	US BANK NATIONAL ASSOCIATION ND				15.30	903003	27-JAN-2012 06:01 KUTL	DANVILLE BOTTLED WATER D #267074	Jan-2012
34,406	Other	US BANK NATIONAL ASSOCIATION ND				9.00	902002	27-JAN-2012 06:01 KUTL	AMERICAN WATER #340129	Jan-2012
34,407	Other	US BANK NATIONAL ASSOCIATION ND				9.00	586100	27-JAN-2012 06:01 KUTL	AMERICAN WATER #340129	Jan-2012
34,408	Other	US BANK NATIONAL ASSOCIATION ND				9.00	586100	27-JAN-2012 06:01 KUTL	AMERICAN WATER #340129	Jan-2012
34,409	Other	US BANK NATIONAL ASSOCIATION ND				8.00	588100	27-JAN-2012 06:01 KUTL	CLASSY CHASSY CAR WASH #340731	Jan-2012
34,410	Other	US BANK NATIONAL ASSOCIATION ND				6.75	583001	27-JAN-2012 06:01 KUTL	BENTLEY DISTRIBUTING I #336960	Jan-2012
34,411	Other	US BANK NATIONAL ASSOCIATION ND				3,097.85	580100	27-JAN-2012 07:01 LELLC	MASS PRODUCTION, INC. #466361	MAR-2012
34,412	Other	US BANK NATIONAL ASSOCIATION ND				3,097.84	921902	27-JAN-2012 07:01 LELLC	MASS PRODUCTION, INC. #466361	MAR-2012
34,413	Other	US BANK NATIONAL ASSOCIATION ND				76.71	921902	27-JAN-2012 07:01 LELLC	ADVANCED ADVERTISING GRAP #466361	MAR-2012
34,414	Other	US BANK NATIONAL ASSOCIATION ND				76.71	580100	27-JAN-2012 07:01 LELLC	ADVANCED ADVERTISING GRAP #466361	MAR-2012
34,415	Other	US BANK NATIONAL ASSOCIATION ND				22,500.00	923900	27-JAN-2012 07:01 SERV	KENEXA *232920 #422034	Jan-2012
34,416	Other	US BANK NATIONAL ASSOCIATION ND				17,255.86	588100	27-JAN-2012 07:01 SERV	CHOCTAW-KAUL DISTRIBUT #423958	Jan-2012
34,417	Other	US BANK NATIONAL ASSOCIATION ND				13,337.86	923100	27-JAN-2012 07:01 SERV	AVI FOODSYSTEMS IN Q51 #436158	Jan-2012
34,418	Other	US BANK NATIONAL ASSOCIATION ND				2,909.31	923900	27-JAN-2012 07:01 SERV	AQUIRE SOLUTIONS INC #422034	Jan-2012
34,419	Other	US BANK NATIONAL ASSOCIATION ND				2,066.06	903022	27-JAN-2012 07:01 SERV	ALLIANCEONE #2 #340657	Jan-2012
34,420	Other	US BANK NATIONAL ASSOCIATION ND				1,856.95	903022	27-JAN-2012 07:01 SERV	ALLIANCEONE #2 #266258	Jan-2012
34,421	Other	US BANK NATIONAL ASSOCIATION ND				1,324.49	905002	27-JAN-2012 07:01 SERV	SHRED IT LOUISVILLE #420475	Jan-2012
34,422	Other	US BANK NATIONAL ASSOCIATION ND				808.92	903022	27-JAN-2012 07:01 SERV	LEXISNEXIS RISK MGT #340657	Jan-2012
34,423	Other	US BANK NATIONAL ASSOCIATION ND				647.50	923900	27-JAN-2012 07:01 SERV	PEOPLECLICK #422034	Jan-2012
34,424	Other	US BANK NATIONAL ASSOCIATION ND				645.60	923100	27-JAN-2012 07:01 SERV	CANTEEN VENDINT4050600 #436158	Jan-2012
34,425	Other	US BANK NATIONAL ASSOCIATION ND				502.35	502900	27-JAN-2012 07:01 SERV	SPIRIT SERVICES CO. #419667	Jan-2012
34,426	Other	US BANK NATIONAL ASSOCIATION ND				406.08	903930	27-JAN-2012 07:01 SERV	LEXINGTON URGENT #780380	Jan-2012
34,427	Other	US BANK NATIONAL ASSOCIATION ND				393.47	588100	27-JAN-2012 07:01 SERV	CLEANHARBORS ENVIROMNTL #419667	Jan-2012
34,428	Other	US BANK NATIONAL ASSOCIATION ND				360.04	903930	27-JAN-2012 07:01 SERV	METHODIST HOSPITAL #780380	Jan-2012

KENTUCKY UTILITIES COMPANY
Case No. 2012- 00221
Analysis of Professional Services Expenses For the Test Year

(A)	(B)	(C)	(D)	(E)	(F)	(G)	(H)	(I)		
Line No.	Type	Vendor	Rate Case	Audit	Other	Total	Account	Invoice	Description	Period
34,429	Other	US BANK NATIONAL ASSOCIATION ND				345.95	903022	27-JAN-2012 07:01 SERV	LEXISNEXIS RISK MGT #266258	Jan-2012
34,430	Other	US BANK NATIONAL ASSOCIATION ND				325.00	923900	27-JAN-2012 07:01 SERV	NORTON PHYSVCS-ICC #418990	Jan-2012
34,431	Other	US BANK NATIONAL ASSOCIATION ND				322.63	921003	27-JAN-2012 07:01 SERV	JOHNSON CONTROLS, SSNA #806219	Jan-2012
34,432	Other	US BANK NATIONAL ASSOCIATION ND				274.12	905002	27-JAN-2012 07:01 SERV	SHRED-IT KNOXVILLE #420475	Jan-2012
34,433	Other	US BANK NATIONAL ASSOCIATION ND				200.00	905002	27-JAN-2012 07:01 SERV	SHRED-IT DAYTON #420475	Jan-2012
34,434	Other	US BANK NATIONAL ASSOCIATION ND				181.90	903930	27-JAN-2012 07:01 SERV	SHRED IT LOUISVILLE #755010	Jan-2012
34,435	Other	US BANK NATIONAL ASSOCIATION ND				146.10	921003	27-JAN-2012 07:01 SERV	1107COURIERJRNNSCADV #419725	Jan-2012
34,436	Other	US BANK NATIONAL ASSOCIATION ND				139.76	923100	27-JAN-2012 07:01 SERV	VALIDEX #413536	Jan-2012
34,437	Other	US BANK NATIONAL ASSOCIATION ND				139.18	905002	27-JAN-2012 07:01 SERV	SMARTSHRED #0458 #420475	Jan-2012
34,438	Other	US BANK NATIONAL ASSOCIATION ND				107.00	923900	27-JAN-2012 07:01 SERV	VAXCARE #418990	Jan-2012
34,439	Other	US BANK NATIONAL ASSOCIATION ND				106.14	556900	27-JAN-2012 07:01 SERV	OCCUPATIONAL PHYSICIANS S #420665	Jan-2012
34,440	Other	US BANK NATIONAL ASSOCIATION ND				98.82	903930	27-JAN-2012 07:01 SERV	OCCUPATIONAL PHYSICIANS S #780380	Jan-2012
34,441	Other	US BANK NATIONAL ASSOCIATION ND				96.91	921003	27-JAN-2012 07:01 SERV	KWANTEK #419725	Jan-2012
34,442	Other	US BANK NATIONAL ASSOCIATION ND				89.67	921903	27-JAN-2012 07:01 SERV	OCCUPATIONAL PHYSICIANS S #350341	Jan-2012
34,443	Other	US BANK NATIONAL ASSOCIATION ND				75.00	502100	27-JAN-2012 07:01 SERV	MCCALL & SPERO ENVIRON #419667	Jan-2012
34,444	Other	US BANK NATIONAL ASSOCIATION ND				70.56	921002	27-JAN-2012 07:01 SERV	OCCUPATIONAL PHYSICIANS S #266647	Jan-2012
34,445	Other	US BANK NATIONAL ASSOCIATION ND				70.18	908005	27-JAN-2012 07:01 SERV	EAGLE PRESS #422539	Jan-2012
34,446	Other	US BANK NATIONAL ASSOCIATION ND				69.72	923900	27-JAN-2012 07:01 SERV	SHRED IT LOUISVILLE #426779	Jan-2012
34,447	Other	US BANK NATIONAL ASSOCIATION ND				67.83	921902	27-JAN-2012 07:01 SERV	OCCUPATIONAL PHYSICIANS S #681316	Jan-2012
34,448	Other	US BANK NATIONAL ASSOCIATION ND				66.50	500900	27-JAN-2012 07:01 SERV	OCCUPATIONAL PHYSICIANS S #425540	Jan-2012
34,449	Other	US BANK NATIONAL ASSOCIATION ND				65.88	921902	27-JAN-2012 07:01 SERV	OCCUPATIONAL PHYSICIANS S #421374	Jan-2012
34,450	Other	US BANK NATIONAL ASSOCIATION ND				60.00	905002	27-JAN-2012 07:01 SERV	SOUTHWEST SANITATION #420475	Jan-2012
34,451	Other	US BANK NATIONAL ASSOCIATION ND				59.78	921903	27-JAN-2012 07:01 SERV	OCCUPATIONAL PHYSICIANS S #352784	Jan-2012
34,452	Other	US BANK NATIONAL ASSOCIATION ND				56.83	921903	27-JAN-2012 07:01 SERV	OCCUPATIONAL PHYSICIANS S #266480	Jan-2012
34,453	Other	US BANK NATIONAL ASSOCIATION ND				51.53	921902	27-JAN-2012 07:01 SERV	SHRED IT LOUISVILLE #421374	Jan-2012
34,454	Other	US BANK NATIONAL ASSOCIATION ND				45.79	588100	27-JAN-2012 07:01 SERV	CUSTOM RUBBER STAMP CO #423958	Jan-2012
34,455	Other	US BANK NATIONAL ASSOCIATION ND				39.65	560900	27-JAN-2012 07:01 SERV	OCCUPATIONAL PHYSICIANS S #423925	Jan-2012
34,456	Other	US BANK NATIONAL ASSOCIATION ND				35.71	921903	27-JAN-2012 07:01 SERV	OCCUPATIONAL PHYSICIANS S #419840	Jan-2012
34,457	Other	US BANK NATIONAL ASSOCIATION ND				32.94	921902	27-JAN-2012 07:01 SERV	OCCUPATIONAL PHYSICIANS S #418354	Jan-2012
34,458	Other	US BANK NATIONAL ASSOCIATION ND				32.50	925004	27-JAN-2012 07:01 SERV	LEXINGTON URGENT #423776	Jan-2012
34,459	Other	US BANK NATIONAL ASSOCIATION ND				31.72	923900	27-JAN-2012 07:01 SERV	OCCUPATIONAL PHYSICIANS S #420574	Jan-2012
34,460	Other	US BANK NATIONAL ASSOCIATION ND				30.25	921903	27-JAN-2012 07:01 SERV	OCCUPATIONAL PHYSICIANS S #424071	Jan-2012
34,461	Other	US BANK NATIONAL ASSOCIATION ND				29.89	921903	27-JAN-2012 07:01 SERV	OCCUPATIONAL PHYSICIANS S #352826	Jan-2012
34,462	Other	US BANK NATIONAL ASSOCIATION ND				27.45	921902	27-JAN-2012 07:01 SERV	OCCUPATIONAL PHYSICIANS S #418891	Jan-2012
34,463	Other	US BANK NATIONAL ASSOCIATION ND				26.68	500900	27-JAN-2012 07:01 SERV	OCCUPATIONAL PHYSICIANS S #426084	Jan-2012
34,464	Other	US BANK NATIONAL ASSOCIATION ND				19.52	500900	27-JAN-2012 07:01 SERV	SHRED IT LOUISVILLE #425532	Jan-2012
34,465	Other	US BANK NATIONAL ASSOCIATION ND				18.56	560900	27-JAN-2012 07:01 SERV	OCCUPATIONAL PHYSICIANS S #426084	Jan-2012
34,466	Other	US BANK NATIONAL ASSOCIATION ND				18.52	588100	27-JAN-2012 07:01 SERV	WM SUPERCENTER #423958	Jan-2012
34,467	Other	US BANK NATIONAL ASSOCIATION ND				16.16	923900	27-JAN-2012 07:01 SERV	SHRED IT LOUISVILLE #418354	Jan-2012
34,468	Other	US BANK NATIONAL ASSOCIATION ND				14.98	903022	27-JAN-2012 07:01 SERV	SHRED IT LOUISVILLE #266225	Jan-2012
34,469	Other	US BANK NATIONAL ASSOCIATION ND				14.98	903022	27-JAN-2012 07:01 SERV	SHRED IT LOUISVILLE #340657	Jan-2012
34,470	Other	US BANK NATIONAL ASSOCIATION ND				14.68	921902	27-JAN-2012 07:01 SERV	SHRED IT LOUISVILLE #419360	Jan-2012
34,471	Other	US BANK NATIONAL ASSOCIATION ND				12.70	903022	27-JAN-2012 07:01 SERV	CREDIT CLEARING HOUSE OF #340657	Jan-2012
34,472	Other	US BANK NATIONAL ASSOCIATION ND				11.41	556900	27-JAN-2012 07:01 SERV	SHRED IT LOUISVILLE #671390	Jan-2012
34,473	Other	US BANK NATIONAL ASSOCIATION ND				10.95	923100	27-JAN-2012 07:01 SERV	SHRED IT LOUISVILLE #424857	Jan-2012
34,474	Other	US BANK NATIONAL ASSOCIATION ND				10.80	903930	27-JAN-2012 07:01 SERV	PINEVILLE COMMUNITY #780380	Jan-2012
34,475	Other	US BANK NATIONAL ASSOCIATION ND				10.48	921903	27-JAN-2012 07:01 SERV	SHRED IT LOUISVILLE #426456	Jan-2012
34,476	Other	US BANK NATIONAL ASSOCIATION ND				9.57	903936	27-JAN-2012 07:01 SERV	SHRED IT LOUISVILLE #425862	Jan-2012
34,477	Other	US BANK NATIONAL ASSOCIATION ND				9.43	908005	27-JAN-2012 07:01 SERV	EAGLE PRESS #422554	Jan-2012
34,478	Other	US BANK NATIONAL ASSOCIATION ND				8.12	921902	27-JAN-2012 07:01 SERV	OCCUPATIONAL PHYSICIANS S #426084	Jan-2012
34,479	Other	US BANK NATIONAL ASSOCIATION ND				7.80	566900	27-JAN-2012 07:01 SERV	CAR EXPRESS WASH #421416	Jan-2012
34,480	Other	US BANK NATIONAL ASSOCIATION ND				7.78	923900	27-JAN-2012 07:01 SERV	SHRED IT LOUISVILLE #420574	Jan-2012
34,481	Other	US BANK NATIONAL ASSOCIATION ND				7.52	921903	27-JAN-2012 07:01 SERV	SHRED IT LOUISVILLE #266506	Jan-2012
34,482	Other	US BANK NATIONAL ASSOCIATION ND				7.48	921903	27-JAN-2012 07:01 SERV	SHRED IT LOUISVILLE #422554	Jan-2012
34,483	Other	US BANK NATIONAL ASSOCIATION ND				7.44	921903	27-JAN-2012 07:01 SERV	SHRED IT LOUISVILLE #419956	Jan-2012
34,484	Other	US BANK NATIONAL ASSOCIATION ND				7.41	921902	27-JAN-2012 07:01 SERV	SHRED IT LOUISVILLE #671390	Jan-2012
34,485	Other	US BANK NATIONAL ASSOCIATION ND				7.41	921903	27-JAN-2012 07:01 SERV	SHRED IT LOUISVILLE #419956	Jan-2012
34,486	Other	US BANK NATIONAL ASSOCIATION ND				5.80	921902	27-JAN-2012 07:01 SERV	OCCUPATIONAL PHYSICIANS S #426084	Jan-2012
34,487	Other	US BANK NATIONAL ASSOCIATION ND				4.49	921903	27-JAN-2012 07:01 SERV	SHRED IT LOUISVILLE #426456	Jan-2012
34,488	Other	US BANK NATIONAL ASSOCIATION ND				3.58	921902	27-JAN-2012 07:01 SERV	SHRED IT LOUISVILLE #419543	Jan-2012

KENTUCKY UTILITIES COMPANY
Case No. 2012- 00221
Analysis of Professional Services Expenses For the Test Year

(A)	(B)	(C)	(D)	(E)	(F)	(G)	(H)	(I)		
Line No.	Type	Vendor	Rate Case	Audit	Other	Total	Account	Invoice	Description	Period
34,489	Other	US BANK NATIONAL ASSOCIATION ND				3.58	500900	27-JAN-2012 07:01 SERV	SHRED IT LOUISVILLE #423222	Jan-2012
34,490	Other	US BANK NATIONAL ASSOCIATION ND				3.42	921902	27-JAN-2012 07:01 SERV	SHRED IT LOUISVILLE #419063	Jan-2012
34,491	Other	US BANK NATIONAL ASSOCIATION ND				3.28	921902	27-JAN-2012 07:01 SERV	SHRED IT LOUISVILLE #419543	Jan-2012
34,492	Other	US BANK NATIONAL ASSOCIATION ND				2.47	921902	27-JAN-2012 07:01 SERV	SHRED IT LOUISVILLE #671390	Jan-2012
34,493	Other	US BANK NATIONAL ASSOCIATION ND				2.38	923900	27-JAN-2012 07:01 SERV	SHRED IT LOUISVILLE #419063	Jan-2012
34,494	Other	US BANK NATIONAL ASSOCIATION ND				2.28	921002	27-JAN-2012 07:01 SERV	SHRED IT LOUISVILLE #419543	Jan-2012
34,495	Other	US BANK NATIONAL ASSOCIATION ND				2.28	923900	27-JAN-2012 07:01 SERV	SHRED IT LOUISVILLE #419063	Jan-2012
34,496	Other	US BANK NATIONAL ASSOCIATION ND				2.24	921902	27-JAN-2012 07:01 SERV	SHRED IT LOUISVILLE #419063	Jan-2012
34,497	Other	US BANK NATIONAL ASSOCIATION ND				2.14	921002	27-JAN-2012 07:01 SERV	SHRED IT LOUISVILLE #419543	Jan-2012
34,498	Other	US BANK NATIONAL ASSOCIATION ND				2.14	921002	27-JAN-2012 07:01 SERV	SHRED IT LOUISVILLE #419543	Jan-2012
34,499	Other	US BANK NATIONAL ASSOCIATION ND				1.96	500900	27-JAN-2012 07:01 SERV	SHRED IT LOUISVILLE #423222	Jan-2012
34,500	Other	US BANK NATIONAL ASSOCIATION ND				1.84	921903	27-JAN-2012 07:01 SERV	SHRED IT LOUISVILLE #423222	Jan-2012
34,501	Other	US BANK NATIONAL ASSOCIATION ND				1.70	921903	27-JAN-2012 07:01 SERV	SHRED IT LOUISVILLE #423222	Jan-2012
34,502	Other	US BANK NATIONAL ASSOCIATION ND				1.66	921902	27-JAN-2012 07:01 SERV	SHRED IT LOUISVILLE #423222	Jan-2012
34,503	Other	US BANK NATIONAL ASSOCIATION ND				1.58	580100	27-JAN-2012 07:01 SERV	SHRED IT LOUISVILLE #423222	Jan-2012
34,504	Other	US BANK NATIONAL ASSOCIATION ND				1.48	921902	27-JAN-2012 07:01 SERV	SHRED IT LOUISVILLE #671390	Jan-2012
34,505	Other	US BANK NATIONAL ASSOCIATION ND				1.48	921902	27-JAN-2012 07:01 SERV	SHRED IT LOUISVILLE #671390	Jan-2012
34,506	Other	US BANK NATIONAL ASSOCIATION ND				1.32	560900	27-JAN-2012 07:01 SERV	SHRED IT LOUISVILLE #419063	Jan-2012
34,507	Other	US BANK NATIONAL ASSOCIATION ND				1.12	500900	27-JAN-2012 07:01 SERV	SHRED IT LOUISVILLE #419063	Jan-2012
34,508	Other	US BANK NATIONAL ASSOCIATION ND				1.04	921903	27-JAN-2012 07:01 SERV	SHRED IT LOUISVILLE #423222	Jan-2012
34,509	Other	US BANK NATIONAL ASSOCIATION ND				0.08	560900	27-JAN-2012 07:01 SERV	SHRED IT LOUISVILLE #423222	Jan-2012
34,510	Other	US BANK NATIONAL ASSOCIATION ND				3,676.73	935403	27-JUL-2011 07:07 KUTL	WHAYNE SUPPLY #6 #337505	JUL-2011
34,511	Other	US BANK NATIONAL ASSOCIATION ND				3,035.25	512100	27-JUL-2011 07:07 KUTL	AIRGAS MID AMERICA #337125	JUL-2011
34,512	Other	US BANK NATIONAL ASSOCIATION ND				1,475.05	935402	27-JUL-2011 07:07 KUTL	FREEDOM WASTE SERVICE LL #334874	JUL-2011
34,513	Other	US BANK NATIONAL ASSOCIATION ND				1,444.85	588100	27-JUL-2011 07:07 KUTL	FIRST AMERICA TRUCK WASH #337901	JUL-2011
34,514	Other	US BANK NATIONAL ASSOCIATION ND				1,305.82	588100	27-JUL-2011 07:07 KUTL	UNIFORM&CAREER APPAREL #336606	JUL-2011
34,515	Other	US BANK NATIONAL ASSOCIATION ND				1,158.85	588100	27-JUL-2011 07:07 KUTL	REPUBLIC SERVICES TRASH #342901	JUL-2011
34,516	Other	US BANK NATIONAL ASSOCIATION ND				862.66	505100	27-JUL-2011 07:07 KUTL	AIRGAS MID AMERICA #337125	JUL-2011
34,517	Other	US BANK NATIONAL ASSOCIATION ND				731.00	588100	27-JUL-2011 07:07 KUTL	LEXINGTON URGENT #342919	JUL-2011
34,518	Other	US BANK NATIONAL ASSOCIATION ND				680.85	588100	27-JUL-2011 07:07 KUTL	SITEX CORPORATION #340129	JUL-2011
34,519	Other	US BANK NATIONAL ASSOCIATION ND				605.54	921003	27-JUL-2011 07:07 KUTL	REPUBLIC SERVICES TRASH #337463	JUL-2011
34,520	Other	US BANK NATIONAL ASSOCIATION ND				551.86	935402	27-JUL-2011 07:07 KUTL	REPUBLIC SERVICES TRASH #335905	JUL-2011
34,521	Other	US BANK NATIONAL ASSOCIATION ND				475.00	506100	27-JUL-2011 07:07 KUTL	PREDICT INC #338388	JUL-2011
34,522	Other	US BANK NATIONAL ASSOCIATION ND				400.00	583001	27-JUL-2011 07:07 KUTL	CITY OF SOMERSET UTILITY #341507	JUL-2011
34,523	Other	US BANK NATIONAL ASSOCIATION ND				380.00	506100	27-JUL-2011 07:07 KUTL	LEXINGTON BACK & NECK CLI #337422	JUL-2011
34,524	Other	US BANK NATIONAL ASSOCIATION ND				372.91	588100	27-JUL-2011 07:07 KUTL	WM EZPAY #343396	JUL-2011
34,525	Other	US BANK NATIONAL ASSOCIATION ND				370.95	921003	27-JUL-2011 07:07 KUTL	GENERAL SALES COMPANY #338073	JUL-2011
34,526	Other	US BANK NATIONAL ASSOCIATION ND				300.00	903003	27-JUL-2011 07:07 KUTL	MID AMERICA SECURITY #207608	JUL-2011
34,527	Other	US BANK NATIONAL ASSOCIATION ND				297.00	588100	27-JUL-2011 07:07 KUTL	MID AMERICA SECURITY #336754	JUL-2011
34,528	Other	US BANK NATIONAL ASSOCIATION ND				281.35	583001	27-JUL-2011 07:07 KUTL	WCI*WCI OF KENTUCKY #336960	JUL-2011
34,529	Other	US BANK NATIONAL ASSOCIATION ND				242.56	583001	27-JUL-2011 07:07 KUTL	G & K SERVICES 137 #336960	JUL-2011
34,530	Other	US BANK NATIONAL ASSOCIATION ND				228.60	586100	27-JUL-2011 07:07 KUTL	UNIFORM&CAREER APPAREL #342901	JUL-2011
34,531	Other	US BANK NATIONAL ASSOCIATION ND				208.00	588100	27-JUL-2011 07:07 KUTL	SIMPLEX GRINNELL WEB P #342919	JUL-2011
34,532	Other	US BANK NATIONAL ASSOCIATION ND				200.00	921003	27-JUL-2011 07:07 KUTL	SITEX CORPORATION #339279	JUL-2011
34,533	Other	US BANK NATIONAL ASSOCIATION ND				195.00	506100	27-JUL-2011 07:07 KUTL	KORT LOUISVILLE #338370	JUL-2011
34,534	Other	US BANK NATIONAL ASSOCIATION ND				152.40	588100	27-JUL-2011 07:07 KUTL	UNIFORM&CAREER APPAREL #342901	JUL-2011
34,535	Other	US BANK NATIONAL ASSOCIATION ND				150.00	903003	27-JUL-2011 07:07 KUTL	MID AMERICA SECURITY #267074	JUL-2011
34,536	Other	US BANK NATIONAL ASSOCIATION ND				150.00	903003	27-JUL-2011 07:07 KUTL	MID AMERICA SECURITY #341457	JUL-2011
34,537	Other	US BANK NATIONAL ASSOCIATION ND				150.00	903003	27-JUL-2011 07:07 KUTL	MID AMERICA SECURITY #339550	JUL-2011
34,538	Other	US BANK NATIONAL ASSOCIATION ND				150.00	588100	27-JUL-2011 07:07 KUTL	MID AMERICA SECURITY #336606	JUL-2011
34,539	Other	US BANK NATIONAL ASSOCIATION ND				141.00	506100	27-JUL-2011 07:07 KUTL	LEXINGTON URGENT #337422	JUL-2011
34,540	Other	US BANK NATIONAL ASSOCIATION ND				105.00	583001	27-JUL-2011 07:07 KUTL	LEXINGTON URGENT #341044	JUL-2011
34,541	Other	US BANK NATIONAL ASSOCIATION ND				100.05	903003	27-JUL-2011 07:07 KUTL	MID AMERICA SECURITY #337695	JUL-2011
34,542	Other	US BANK NATIONAL ASSOCIATION ND				99.50	506100	27-JUL-2011 07:07 KUTL	LEXINGTON URGENT #338370	JUL-2011
34,543	Other	US BANK NATIONAL ASSOCIATION ND				95.00	514100	27-JUL-2011 07:07 KUTL	ARROW TECH, INC #335418	JUL-2011
34,544	Other	US BANK NATIONAL ASSOCIATION ND				94.82	583001	27-JUL-2011 07:07 KUTL	COYNE TEXTILE SERVICES #341507	JUL-2011
34,545	Other	US BANK NATIONAL ASSOCIATION ND				85.49	573100	27-JUL-2011 07:07 KUTL	REPUBLIC SERVICES TRASH #340129	JUL-2011
34,546	Other	US BANK NATIONAL ASSOCIATION ND				85.48	588100	27-JUL-2011 07:07 KUTL	REPUBLIC SERVICES TRASH #340129	JUL-2011
34,547	Other	US BANK NATIONAL ASSOCIATION ND				80.00	593004	27-JUL-2011 07:07 KUTL	LEXINGTON URGENT #340335	JUL-2011
34,548	Other	US BANK NATIONAL ASSOCIATION ND				80.00	586100	27-JUL-2011 07:07 KUTL	LEXINGTON URGENT #342711	JUL-2011

KENTUCKY UTILITIES COMPANY
Case No. 2012- 00221
Analysis of Professional Services Expenses For the Test Year

(A)	(B)	(C)	(D)	(E)	(F)	(G)	(H)	(I)		
Line No.	Type	Vendor	Rate Case	Audit	Other	Total	Account	Invoice	Description	Period
34,549	Other	US BANK NATIONAL ASSOCIATION ND				65.15	583001	27-JUL-2011 07:07 KUTL	TWC*TIMEWARNERCBLE #341507	JUL-2011
34,550	Other	US BANK NATIONAL ASSOCIATION ND				63.87	583001	27-JUL-2011 07:07 KUTL	ORKIN #496 #336960	JUL-2011
34,551	Other	US BANK NATIONAL ASSOCIATION ND				63.13	902002	27-JUL-2011 07:07 KUTL	SHRED IT LOUISVILLE #342729	JUL-2011
34,552	Other	US BANK NATIONAL ASSOCIATION ND				49.95	903003	27-JUL-2011 07:07 KUTL	MID AMERICA SECURITY #337695	JUL-2011
34,553	Other	US BANK NATIONAL ASSOCIATION ND				48.00	583001	27-JUL-2011 07:07 KUTL	ORKIN PEST CONTROL #341507	JUL-2011
34,554	Other	US BANK NATIONAL ASSOCIATION ND				45.00	588100	27-JUL-2011 07:07 KUTL	SHRED IT LOUISVILLE #340962	JUL-2011
34,555	Other	US BANK NATIONAL ASSOCIATION ND				43.00	935403	27-JUL-2011 07:07 KUTL	SYSTEMS DESIGN, INC. #337505	JUL-2011
34,556	Other	US BANK NATIONAL ASSOCIATION ND				37.42	583001	27-JUL-2011 07:07 KUTL	MODERN DISTRIBUTORS INC W #341507	JUL-2011
34,557	Other	US BANK NATIONAL ASSOCIATION ND				35.00	588100	27-JUL-2011 07:07 KUTL	LEXINGTON URGENT #334908	JUL-2011
34,558	Other	US BANK NATIONAL ASSOCIATION ND				35.00	588100	27-JUL-2011 07:07 KUTL	LEXINGTON URGENT #341507	JUL-2011
34,559	Other	US BANK NATIONAL ASSOCIATION ND				(26.00)	588100	27-JUL-2011 07:07 KUTL	LEXINGTON URGENT #339287	JUL-2011
34,560	Other	US BANK NATIONAL ASSOCIATION ND				24.85	903003	27-JUL-2011 07:07 KUTL	TWC*TIMEWARNERCBLE #267074	JUL-2011
34,561	Other	US BANK NATIONAL ASSOCIATION ND				20.00	903003	27-JUL-2011 07:07 KUTL	RUMPKE CONSOLIDATED COMPA #340384	JUL-2011
34,562	Other	US BANK NATIONAL ASSOCIATION ND				18.80	903003	27-JUL-2011 07:07 KUTL	DANVILLE BOTTLED WATER D #267074	JUL-2011
34,563	Other	US BANK NATIONAL ASSOCIATION ND				18.00	566100	27-JUL-2011 07:07 KUTL	F5 AUTOWASH #341770	JUL-2011
34,564	Other	US BANK NATIONAL ASSOCIATION ND				16.86	506100	27-JUL-2011 07:07 KUTL	AIRGAS MID AMERICA #337125	JUL-2011
34,565	Other	US BANK NATIONAL ASSOCIATION ND				14.40	583001	27-JUL-2011 07:07 KUTL	SOUTH KY RECC #341507	JUL-2011
34,566	Other	US BANK NATIONAL ASSOCIATION ND				13.00	566100	27-JUL-2011 07:07 KUTL	MR SPARKLE EXPRESS #341846	JUL-2011
34,567	Other	US BANK NATIONAL ASSOCIATION ND				10.00	506100	27-JUL-2011 07:07 KUTL	AJ CLEAN AND DRY CAR WASH #335301	JUL-2011
34,568	Other	US BANK NATIONAL ASSOCIATION ND				9.00	902002	27-JUL-2011 07:07 KUTL	AMERICAN WATER #340129	JUL-2011
34,569	Other	US BANK NATIONAL ASSOCIATION ND				9.00	586100	27-JUL-2011 07:07 KUTL	AMERICAN WATER #340129	JUL-2011
34,570	Other	US BANK NATIONAL ASSOCIATION ND				9.00	586100	27-JUL-2011 07:07 KUTL	AMERICAN WATER #340129	JUL-2011
34,571	Other	US BANK NATIONAL ASSOCIATION ND				8.40	935403	27-JUL-2011 07:07 KUTL	GROTT LOCKSMITH CENTER #337505	JUL-2011
34,572	Other	US BANK NATIONAL ASSOCIATION ND				6.36	903003	27-JUL-2011 07:07 KUTL	WM SUPERCENTER #341457	JUL-2011
34,573	Other	US BANK NATIONAL ASSOCIATION ND				6,757.67	588100	27-JUL-2011 10:07 SERV	CHOCTAW-KAUL DISTRIBUT #423958	JUL-2011
34,574	Other	US BANK NATIONAL ASSOCIATION ND				4,500.00	909013	27-JUL-2011 10:07 SERV	MOORE SYNDICATION, INC #425896	JUL-2011
34,575	Other	US BANK NATIONAL ASSOCIATION ND				3,745.00	908005	27-JUL-2011 10:07 SERV	MOORE SYNDICATION, INC #422562	JUL-2011
34,576	Other	US BANK NATIONAL ASSOCIATION ND				3,350.00	935403	27-JUL-2011 10:07 SERV	TERMINIX INT. 2086 #457822	JUL-2011
34,577	Other	US BANK NATIONAL ASSOCIATION ND				2,609.33	923100	27-JUL-2011 10:07 SERV	CANTEEN VENDINT74050600 #436158	JUL-2011
34,578	Other	US BANK NATIONAL ASSOCIATION ND				2,449.53	903022	27-JUL-2011 10:07 SERV	ALLIANCEONE #2 #266258	JUL-2011
34,579	Other	US BANK NATIONAL ASSOCIATION ND				2,012.80	903022	27-JUL-2011 10:07 SERV	ALLIANCEONE #2 #340657	JUL-2011
34,580	Other	US BANK NATIONAL ASSOCIATION ND				1,839.00	908005	27-JUL-2011 10:07 SERV	FAYETTE HEATING & AIR CON #426019	JUL-2011
34,581	Other	US BANK NATIONAL ASSOCIATION ND				1,768.80	923900	27-JUL-2011 10:07 SERV	IVEY MECHANICAL CO LLC #421606	JUL-2011
34,582	Other	US BANK NATIONAL ASSOCIATION ND				1,710.00	921004	27-JUL-2011 10:07 SERV	ADVANCED GLOBAL COMMUNIC #457822	JUL-2011
34,583	Other	US BANK NATIONAL ASSOCIATION ND				1,130.32	903022	27-JUL-2011 10:07 SERV	LEXISNEXIS RISK MGT #340657	JUL-2011
34,584	Other	US BANK NATIONAL ASSOCIATION ND				986.00	908005	27-JUL-2011 10:07 SERV	LITTLE HEAT AND LITTLE #426019	JUL-2011
34,585	Other	US BANK NATIONAL ASSOCIATION ND				898.55	908005	27-JUL-2011 10:07 SERV	STIVERS HVAC INC #426019	JUL-2011
34,586	Other	US BANK NATIONAL ASSOCIATION ND				897.00	908005	27-JUL-2011 10:07 SERV	GRAYBEAL AIR SYSTEMS #426019	JUL-2011
34,587	Other	US BANK NATIONAL ASSOCIATION ND				751.55	905002	27-JUL-2011 10:07 SERV	SHRED IT LOUISVILLE #420475	JUL-2011
34,588	Other	US BANK NATIONAL ASSOCIATION ND				699.54	908005	27-JUL-2011 10:07 SERV	JARBOE'S PLUMBING #426019	JUL-2011
34,589	Other	US BANK NATIONAL ASSOCIATION ND				485.10	921903	27-JUL-2011 10:07 SERV	NICK BONURA PHOTOGRAPHY L #426456	JUL-2011
34,590	Other	US BANK NATIONAL ASSOCIATION ND				414.00	593002	27-JUL-2011 10:07 SERV	MICROBAC LABORATORIES #419949	JUL-2011
34,591	Other	US BANK NATIONAL ASSOCIATION ND				413.50	908005	27-JUL-2011 10:07 SERV	RAY BROWN,PHC #426019	JUL-2011
34,592	Other	US BANK NATIONAL ASSOCIATION ND				355.05	903022	27-JUL-2011 10:07 SERV	LEXISNEXIS RISK MGT #266258	JUL-2011
34,593	Other	US BANK NATIONAL ASSOCIATION ND				355.03	502900	27-JUL-2011 10:07 SERV	SPIRIT SERVICES CO. #419667	JUL-2011
34,594	Other	US BANK NATIONAL ASSOCIATION ND				352.69	908005	27-JUL-2011 10:07 SERV	PHELPS HEATING & COOLING #426019	JUL-2011
34,595	Other	US BANK NATIONAL ASSOCIATION ND				335.66	908005	27-JUL-2011 10:07 SERV	R&D ELECTRIC CO, INC #426019	JUL-2011
34,596	Other	US BANK NATIONAL ASSOCIATION ND				250.00	908005	27-JUL-2011 10:07 SERV	COLEMAN SMITH INC #426019	JUL-2011
34,597	Other	US BANK NATIONAL ASSOCIATION ND				250.00	908005	27-JUL-2011 10:07 SERV	ROBERT WHITE SERVICES #426019	JUL-2011
34,598	Other	US BANK NATIONAL ASSOCIATION ND				245.00	908005	27-JUL-2011 10:07 SERV	PICKETT HEATING & C #426019	JUL-2011
34,599	Other	US BANK NATIONAL ASSOCIATION ND				233.00	921002	27-JUL-2011 10:07 SERV	VERIZON WRLS IVR VN #420392	JUL-2011
34,600	Other	US BANK NATIONAL ASSOCIATION ND				202.92	923900	27-JUL-2011 10:07 SERV	REGIONAL EXPRESS COURIER #945273	JUL-2011
34,601	Other	US BANK NATIONAL ASSOCIATION ND				164.20	905002	27-JUL-2011 10:07 SERV	SHRED-IT KNOXVILLE #420475	JUL-2011
34,602	Other	US BANK NATIONAL ASSOCIATION ND				139.18	905002	27-JUL-2011 10:07 SERV	CINTAS DOC MGT #D01 #420475	JUL-2011
34,603	Other	US BANK NATIONAL ASSOCIATION ND				117.70	501090	27-JUL-2011 10:07 SERV	STANDARD LABORATORIES INC #419667	JUL-2011
34,604	Other	US BANK NATIONAL ASSOCIATION ND				107.00	905002	27-JUL-2011 10:07 SERV	SHRED IT-NASHVILLE #420475	JUL-2011
34,605	Other	US BANK NATIONAL ASSOCIATION ND				90.00	905002	27-JUL-2011 10:07 SERV	SOUTHWEST SANITATION #420475	JUL-2011
34,606	Other	US BANK NATIONAL ASSOCIATION ND				80.00	903930	27-JUL-2011 10:07 SERV	LEXINGTON URGENT #419642	JUL-2011
34,607	Other	US BANK NATIONAL ASSOCIATION ND				66.69	588100	27-JUL-2011 10:07 SERV	MICROBAC LABORATORIES #419667	JUL-2011
34,608	Other	US BANK NATIONAL ASSOCIATION ND				51.52	921902	27-JUL-2011 10:07 SERV	SHRED IT LOUISVILLE #421374	JUL-2011

KENTUCKY UTILITIES COMPANY
Case No. 2012- 00221
Analysis of Professional Services Expenses For the Test Year

(A)	(B)	(C)	(D)	(E)	(F)	(G)	(H)	(I)		
Line No.	Type	Vendor	Rate Case	Audit	Other	Total	Account	Invoice	Description	Period
34,609	Other	US BANK NATIONAL ASSOCIATION ND				40.86	923100	27-JUL-2011 10:07 SERV	QUEUE CAFE #436158	JUL-2011
34,610	Other	US BANK NATIONAL ASSOCIATION ND				32.50	923900	27-JUL-2011 10:07 SERV	SHRED IT LOUISVILLE #426779	JUL-2011
34,611	Other	US BANK NATIONAL ASSOCIATION ND				32.33	921903	27-JUL-2011 10:07 SERV	OCCUPATIONAL PHYSICIANS S #435316	JUL-2011
34,612	Other	US BANK NATIONAL ASSOCIATION ND				31.50	905002	27-JUL-2011 10:07 SERV	LEXINGTON URGENT #420467	JUL-2011
34,613	Other	US BANK NATIONAL ASSOCIATION ND				27.35	921903	27-JUL-2011 10:07 SERV	VALIDEX #419956	JUL-2011
34,614	Other	US BANK NATIONAL ASSOCIATION ND				22.34	921903	27-JUL-2011 10:07 SERV	QDI'QUEST DIAGNOSTICS #317639	JUL-2011
34,615	Other	US BANK NATIONAL ASSOCIATION ND				20.54	500900	27-JUL-2011 10:07 SERV	SHRED IT LOUISVILLE #425532	JUL-2011
34,616	Other	US BANK NATIONAL ASSOCIATION ND				20.00	903022	27-JUL-2011 10:07 SERV	OCCUPATIONAL PHYSICIANS S #340657	JUL-2011
34,617	Other	US BANK NATIONAL ASSOCIATION ND				19.19	921003	27-JUL-2011 10:07 SERV	THE HOME DEPOT 2302 #419717	JUL-2011
34,618	Other	US BANK NATIONAL ASSOCIATION ND				17.69	923900	27-JUL-2011 10:07 SERV	VALIDEX #420574	JUL-2011
34,619	Other	US BANK NATIONAL ASSOCIATION ND				16.30	903022	27-JUL-2011 10:07 SERV	CREDIT CLEARING HOUSE OF #340657	JUL-2011
34,620	Other	US BANK NATIONAL ASSOCIATION ND				15.35	502900	27-JUL-2011 10:07 SERV	QDI'QUEST DIAGNOSTICS #419667	JUL-2011
34,621	Other	US BANK NATIONAL ASSOCIATION ND				14.98	903022	27-JUL-2011 10:07 SERV	SHRED IT LOUISVILLE #266225	JUL-2011
34,622	Other	US BANK NATIONAL ASSOCIATION ND				14.98	903022	27-JUL-2011 10:07 SERV	SHRED IT LOUISVILLE #340657	JUL-2011
34,623	Other	US BANK NATIONAL ASSOCIATION ND				12.20	903906	27-JUL-2011 10:07 SERV	OCCUPATIONAL PHYSICIANS S #496111	JUL-2011
34,624	Other	US BANK NATIONAL ASSOCIATION ND				10.48	921903	27-JUL-2011 10:07 SERV	SHRED IT LOUISVILLE #426456	JUL-2011
34,625	Other	US BANK NATIONAL ASSOCIATION ND				9.57	903936	27-JUL-2011 10:07 SERV	SHRED IT LOUISVILLE #425862	JUL-2011
34,626	Other	US BANK NATIONAL ASSOCIATION ND				7.86	921903	27-JUL-2011 10:07 SERV	SHRED IT LOUISVILLE #419956	JUL-2011
34,627	Other	US BANK NATIONAL ASSOCIATION ND				7.63	923900	27-JUL-2011 10:07 SERV	SHRED IT LOUISVILLE #420574	JUL-2011
34,628	Other	US BANK NATIONAL ASSOCIATION ND				7.52	921903	27-JUL-2011 10:07 SERV	SHRED IT LOUISVILLE #266506	JUL-2011
34,629	Other	US BANK NATIONAL ASSOCIATION ND				7.34	921902	27-JUL-2011 10:07 SERV	SHRED IT LOUISVILLE #418669	JUL-2011
34,630	Other	US BANK NATIONAL ASSOCIATION ND				7.19	921903	27-JUL-2011 10:07 SERV	SHRED IT LOUISVILLE #419956	JUL-2011
34,631	Other	US BANK NATIONAL ASSOCIATION ND				6.50	923100	27-JUL-2011 10:07 SERV	VALIDEX #413536	JUL-2011
34,632	Other	US BANK NATIONAL ASSOCIATION ND				5.38	921003	27-JUL-2011 10:07 SERV	RADIOSHACK COR00145086 #419717	JUL-2011
34,633	Other	US BANK NATIONAL ASSOCIATION ND				4.40	921903	27-JUL-2011 10:07 SERV	SHRED IT LOUISVILLE #426456	JUL-2011
34,634	Other	US BANK NATIONAL ASSOCIATION ND				3.59	921902	27-JUL-2011 10:07 SERV	SHRED IT LOUISVILLE #419543	JUL-2011
34,635	Other	US BANK NATIONAL ASSOCIATION ND				3.59	500900	27-JUL-2011 10:07 SERV	SHRED IT LOUISVILLE #423222	JUL-2011
34,636	Other	US BANK NATIONAL ASSOCIATION ND				3.42	921902	27-JUL-2011 10:07 SERV	SHRED IT LOUISVILLE #419063	JUL-2011
34,637	Other	US BANK NATIONAL ASSOCIATION ND				3.29	921902	27-JUL-2011 10:07 SERV	SHRED IT LOUISVILLE #419543	JUL-2011
34,638	Other	US BANK NATIONAL ASSOCIATION ND				2.39	923900	27-JUL-2011 10:07 SERV	SHRED IT LOUISVILLE #419063	JUL-2011
34,639	Other	US BANK NATIONAL ASSOCIATION ND				2.29	923900	27-JUL-2011 10:07 SERV	SHRED IT LOUISVILLE #419063	JUL-2011
34,640	Other	US BANK NATIONAL ASSOCIATION ND				2.25	921902	27-JUL-2011 10:07 SERV	SHRED IT LOUISVILLE #419063	JUL-2011
34,641	Other	US BANK NATIONAL ASSOCIATION ND				2.19	921002	27-JUL-2011 10:07 SERV	SHRED IT LOUISVILLE #419543	JUL-2011
34,642	Other	US BANK NATIONAL ASSOCIATION ND				2.15	921002	27-JUL-2011 10:07 SERV	SHRED IT LOUISVILLE #419543	JUL-2011
34,643	Other	US BANK NATIONAL ASSOCIATION ND				2.15	921002	27-JUL-2011 10:07 SERV	SHRED IT LOUISVILLE #419543	JUL-2011
34,644	Other	US BANK NATIONAL ASSOCIATION ND				1.97	500900	27-JUL-2011 10:07 SERV	SHRED IT LOUISVILLE #423222	JUL-2011
34,645	Other	US BANK NATIONAL ASSOCIATION ND				1.85	921903	27-JUL-2011 10:07 SERV	SHRED IT LOUISVILLE #423222	JUL-2011
34,646	Other	US BANK NATIONAL ASSOCIATION ND				1.70	921903	27-JUL-2011 10:07 SERV	SHRED IT LOUISVILLE #423222	JUL-2011
34,647	Other	US BANK NATIONAL ASSOCIATION ND				1.67	921902	27-JUL-2011 10:07 SERV	SHRED IT LOUISVILLE #423222	JUL-2011
34,648	Other	US BANK NATIONAL ASSOCIATION ND				1.58	580100	27-JUL-2011 10:07 SERV	SHRED IT LOUISVILLE #423222	JUL-2011
34,649	Other	US BANK NATIONAL ASSOCIATION ND				1.22	560900	27-JUL-2011 10:07 SERV	SHRED IT LOUISVILLE #419063	JUL-2011
34,650	Other	US BANK NATIONAL ASSOCIATION ND				1.12	500900	27-JUL-2011 10:07 SERV	SHRED IT LOUISVILLE #419063	JUL-2011
34,651	Other	US BANK NATIONAL ASSOCIATION ND				1.04	921903	27-JUL-2011 10:07 SERV	SHRED IT LOUISVILLE #423222	JUL-2011
34,652	Other	US BANK NATIONAL ASSOCIATION ND				0.08	560900	27-JUL-2011 10:07 SERV	SHRED IT LOUISVILLE #423222	JUL-2011
34,653	Other	US BANK NATIONAL ASSOCIATION ND				2,737.36	512100	27-OCT-2011 08:10 KUTL	AIRGAS MID AMERICA #337125	OCT-2011
34,654	Other	US BANK NATIONAL ASSOCIATION ND				2,005.48	935402	27-OCT-2011 08:10 KUTL	REPUBLIC SERVICES TRASH #335905	OCT-2011
34,655	Other	US BANK NATIONAL ASSOCIATION ND				1,463.33	588100	27-OCT-2011 08:10 KUTL	REPUBLIC SERVICES TRASH #340806	OCT-2011
34,656	Other	US BANK NATIONAL ASSOCIATION ND				1,347.57	935403	27-OCT-2011 08:10 KUTL	LIEBERT CORPORATION #337505	OCT-2011
34,657	Other	US BANK NATIONAL ASSOCIATION ND				1,210.51	921003	27-OCT-2011 08:10 KUTL	REPUBLIC SERVICES TRASH #337463	OCT-2011
34,658	Other	US BANK NATIONAL ASSOCIATION ND				979.99	588100	27-OCT-2011 08:10 KUTL	WM EZPAY #343396	OCT-2011
34,659	Other	US BANK NATIONAL ASSOCIATION ND				882.66	505100	27-OCT-2011 08:10 KUTL	AIRGAS MID AMERICA #337125	OCT-2011
34,660	Other	US BANK NATIONAL ASSOCIATION ND				851.65	588100	27-OCT-2011 08:10 KUTL	UNIFORM&CAREER APPAREL #336606	OCT-2011
34,661	Other	US BANK NATIONAL ASSOCIATION ND				784.89	921004	27-OCT-2011 08:10 KUTL	SWH SUPPLY CO #3 #337455	OCT-2011
34,662	Other	US BANK NATIONAL ASSOCIATION ND				677.36	588100	27-OCT-2011 08:10 KUTL	REPUBLIC SERVICES TRASH #342901	OCT-2011
34,663	Other	US BANK NATIONAL ASSOCIATION ND				611.58	921003	27-OCT-2011 08:10 KUTL	GENERAL SALES COMPANY #338073	OCT-2011
34,664	Other	US BANK NATIONAL ASSOCIATION ND				580.80	935403	27-OCT-2011 08:10 KUTL	MARINE ELECTRIC CO #337505	OCT-2011
34,665	Other	US BANK NATIONAL ASSOCIATION ND				516.53	935402	27-OCT-2011 08:10 KUTL	MADISONVILLE DISPOSAL, LL #334874	OCT-2011
34,666	Other	US BANK NATIONAL ASSOCIATION ND				506.88	903003	27-OCT-2011 08:10 KUTL	ECO ELECTRIC #207608	OCT-2011
34,667	Other	US BANK NATIONAL ASSOCIATION ND				441.03	573100	27-OCT-2011 08:10 KUTL	REPUBLIC SERVICES TRASH #340129	OCT-2011
34,668	Other	US BANK NATIONAL ASSOCIATION ND				441.02	588100	27-OCT-2011 08:10 KUTL	REPUBLIC SERVICES TRASH #340129	OCT-2011

KENTUCKY UTILITIES COMPANY
Case No. 2012- 00221
Analysis of Professional Services Expenses For the Test Year

(A)	(B)	(C)	(D)	(E)	(F)	(G)	(H)	(I)		
Line No.	Type	Vendor	Rate Case	Audit	Other	Total	Account	Invoice	Description	Period
34,669	Other	US BANK NATIONAL ASSOCIATION ND				400.00	903003	27-OCT-2011 08:10 KUTL	CARROLL COUNTY MEMORIAL H #339550	OCT-2011
34,670	Other	US BANK NATIONAL ASSOCIATION ND				360.00	512005	27-OCT-2011 08:10 KUTL	GENES GARAGE & WRECKER SE #338453	OCT-2011
34,671	Other	US BANK NATIONAL ASSOCIATION ND				356.17	573100	27-OCT-2011 08:10 KUTL	REPUBLIC SERVICES TRASH #340129	OCT-2011
34,672	Other	US BANK NATIONAL ASSOCIATION ND				356.16	588100	27-OCT-2011 08:10 KUTL	REPUBLIC SERVICES TRASH #340129	OCT-2011
34,673	Other	US BANK NATIONAL ASSOCIATION ND				337.00	583001	27-OCT-2011 08:10 KUTL	CULLIGAN DANVILLE #341507	OCT-2011
34,674	Other	US BANK NATIONAL ASSOCIATION ND				300.00	903003	27-OCT-2011 08:10 KUTL	MID AMERICA SECURITY SYST #207608	OCT-2011
34,675	Other	US BANK NATIONAL ASSOCIATION ND				279.24	583001	27-OCT-2011 08:10 KUTL	WCI*WCI OF KENTUCKY #336960	OCT-2011
34,676	Other	US BANK NATIONAL ASSOCIATION ND				260.00	935403	27-OCT-2011 08:10 KUTL	HARBOR STEEL-LEX #337505	OCT-2011
34,677	Other	US BANK NATIONAL ASSOCIATION ND				257.16	935402	27-OCT-2011 08:10 KUTL	FREEDOM WASTE #334874	OCT-2011
34,678	Other	US BANK NATIONAL ASSOCIATION ND				242.50	921003	27-OCT-2011 08:10 KUTL	SITEX CORPORATION #339279	OCT-2011
34,679	Other	US BANK NATIONAL ASSOCIATION ND				237.00	935403	27-OCT-2011 08:10 KUTL	SYSTEMS DESIGN, INC. #337505	OCT-2011
34,680	Other	US BANK NATIONAL ASSOCIATION ND				225.60	586100	27-OCT-2011 08:10 KUTL	UNIFORM&CAREER APPAREL #342901	OCT-2011
34,681	Other	US BANK NATIONAL ASSOCIATION ND				199.60	921003	27-OCT-2011 08:10 KUTL	JANELL NEW CIRCLE #337521	OCT-2011
34,682	Other	US BANK NATIONAL ASSOCIATION ND				188.00	588100	27-OCT-2011 08:10 KUTL	LEXINGTON URGENT #336820	OCT-2011
34,683	Other	US BANK NATIONAL ASSOCIATION ND				150.40	588100	27-OCT-2011 08:10 KUTL	UNIFORM&CAREER APPAREL #342901	OCT-2011
34,684	Other	US BANK NATIONAL ASSOCIATION ND				150.00	903003	27-OCT-2011 08:10 KUTL	MID AMERICA SECURITY SYST #267074	OCT-2011
34,685	Other	US BANK NATIONAL ASSOCIATION ND				150.00	903003	27-OCT-2011 08:10 KUTL	MID AMERICA SECURITY SYST #341457	OCT-2011
34,686	Other	US BANK NATIONAL ASSOCIATION ND				150.00	903003	27-OCT-2011 08:10 KUTL	MID AMERICA SECURITY SYST #339550	OCT-2011
34,687	Other	US BANK NATIONAL ASSOCIATION ND				144.94	583001	27-OCT-2011 08:10 KUTL	MODERN DISTRIBUTORS INC W #341507	OCT-2011
34,688	Other	US BANK NATIONAL ASSOCIATION ND				143.28	583001	27-OCT-2011 08:10 KUTL	COYNE TEXTILE SERVICES #341507	OCT-2011
34,689	Other	US BANK NATIONAL ASSOCIATION ND				140.00	506100	27-OCT-2011 08:10 KUTL	LEXINGTON URGENT #338370	OCT-2011
34,690	Other	US BANK NATIONAL ASSOCIATION ND				126.00	583001	27-OCT-2011 08:10 KUTL	JEWISH HOSPITAL #341044	OCT-2011
34,691	Other	US BANK NATIONAL ASSOCIATION ND				121.28	583001	27-OCT-2011 08:10 KUTL	G&K SERVICES 262 #336960	OCT-2011
34,692	Other	US BANK NATIONAL ASSOCIATION ND				100.05	903003	27-OCT-2011 08:10 KUTL	MID AMERICA SECURITY SYST #337695	OCT-2011
34,693	Other	US BANK NATIONAL ASSOCIATION ND				96.00	588100	27-OCT-2011 08:10 KUTL	LEXINGTON URGENT #339287	OCT-2011
34,694	Other	US BANK NATIONAL ASSOCIATION ND				75.00	903003	27-OCT-2011 08:10 KUTL	MID AMERICA SECURITY SYST #267066	OCT-2011
34,695	Other	US BANK NATIONAL ASSOCIATION ND				75.00	903003	27-OCT-2011 08:10 KUTL	MID AMERICA SECURITY SYST #267066	OCT-2011
34,696	Other	US BANK NATIONAL ASSOCIATION ND				75.00	935403	27-OCT-2011 08:10 KUTL	KENTUCKY LIGHTING AND SU #337505	OCT-2011
34,697	Other	US BANK NATIONAL ASSOCIATION ND				73.35	583001	27-OCT-2011 08:10 KUTL	K AND T SAW SHOP #340715	OCT-2011
34,698	Other	US BANK NATIONAL ASSOCIATION ND				72.51	935403	27-OCT-2011 08:10 KUTL	BROCK MCVAY COMPANY #337505	OCT-2011
34,699	Other	US BANK NATIONAL ASSOCIATION ND				72.00	586100	27-OCT-2011 08:10 KUTL	OCCUMED #342711	OCT-2011
34,700	Other	US BANK NATIONAL ASSOCIATION ND				70.00	583001	27-OCT-2011 08:10 KUTL	LEXINGTON URGENT #341044	OCT-2011
34,701	Other	US BANK NATIONAL ASSOCIATION ND				67.17	935403	27-OCT-2011 08:10 KUTL	GROTT LOCKSMITH CENTER #337505	OCT-2011
34,702	Other	US BANK NATIONAL ASSOCIATION ND				65.17	583001	27-OCT-2011 08:10 KUTL	TWC*TIMEWARNERCBLE #341507	OCT-2011
34,703	Other	US BANK NATIONAL ASSOCIATION ND				63.87	583001	27-OCT-2011 08:10 KUTL	ORKIN #496 #336960	OCT-2011
34,704	Other	US BANK NATIONAL ASSOCIATION ND				60.00	588100	27-OCT-2011 08:10 KUTL	E-TOWN LAUNDRY #343412	OCT-2011
34,705	Other	US BANK NATIONAL ASSOCIATION ND				49.95	903003	27-OCT-2011 08:10 KUTL	MID AMERICA SECURITY SYST #337695	OCT-2011
34,706	Other	US BANK NATIONAL ASSOCIATION ND				48.00	583001	27-OCT-2011 08:10 KUTL	ORKIN PEST CONTROL #341507	OCT-2011
34,707	Other	US BANK NATIONAL ASSOCIATION ND				45.76	935403	27-OCT-2011 08:10 KUTL	WW GRAINGER #337505	OCT-2011
34,708	Other	US BANK NATIONAL ASSOCIATION ND				45.00	588100	27-OCT-2011 08:10 KUTL	SHRED IT LOUISVILLE #340962	OCT-2011
34,709	Other	US BANK NATIONAL ASSOCIATION ND				39.00	586100	27-OCT-2011 08:10 KUTL	MS COMMUNITY HEALTH LLC #342711	OCT-2011
34,710	Other	US BANK NATIONAL ASSOCIATION ND				36.00	588100	27-OCT-2011 08:10 KUTL	DR L WILLIAM ROBERTS MD #267199	OCT-2011
34,711	Other	US BANK NATIONAL ASSOCIATION ND				35.00	586100	27-OCT-2011 08:10 KUTL	LEXINGTON URGENT #342711	OCT-2011
34,712	Other	US BANK NATIONAL ASSOCIATION ND				35.00	588100	27-OCT-2011 08:10 KUTL	LEXINGTON URGENT #336606	OCT-2011
34,713	Other	US BANK NATIONAL ASSOCIATION ND				35.00	598100	27-OCT-2011 08:10 KUTL	PREMIER TERMITE AND PEST #336606	OCT-2011
34,714	Other	US BANK NATIONAL ASSOCIATION ND				32.90	903003	27-OCT-2011 08:10 KUTL	DANVILLE BOTTLED WATER D #267074	OCT-2011
34,715	Other	US BANK NATIONAL ASSOCIATION ND				31.80	903003	27-OCT-2011 08:10 KUTL	E-TOWN LAUNDRY #337729	OCT-2011
34,716	Other	US BANK NATIONAL ASSOCIATION ND				30.00	583001	27-OCT-2011 08:10 KUTL	OCCUPATIONAL PHYSICIANS S #341044	OCT-2011
34,717	Other	US BANK NATIONAL ASSOCIATION ND				29.34	935403	27-OCT-2011 08:10 KUTL	LOWES #01006* #337505	OCT-2011
34,718	Other	US BANK NATIONAL ASSOCIATION ND				27.23	935403	27-OCT-2011 08:10 KUTL	LOWES #02345* #337505	OCT-2011
34,719	Other	US BANK NATIONAL ASSOCIATION ND				24.85	903003	27-OCT-2011 08:10 KUTL	TWC*TIMEWARNERCBLE #267074	OCT-2011
34,720	Other	US BANK NATIONAL ASSOCIATION ND				21.15	586100	27-OCT-2011 08:10 KUTL	SHRED IT LOUISVILLE #342729	OCT-2011
34,721	Other	US BANK NATIONAL ASSOCIATION ND				21.15	586100	27-OCT-2011 08:10 KUTL	SHRED IT LOUISVILLE #342729	OCT-2011
34,722	Other	US BANK NATIONAL ASSOCIATION ND				20.83	902002	27-OCT-2011 08:10 KUTL	SHRED IT LOUISVILLE #342729	OCT-2011
34,723	Other	US BANK NATIONAL ASSOCIATION ND				20.25	583001	27-OCT-2011 08:10 KUTL	BENTLEY DISTRIBUTING I #336960	OCT-2011
34,724	Other	US BANK NATIONAL ASSOCIATION ND				20.00	903003	27-OCT-2011 08:10 KUTL	RUMPKE CONSOLIDATED COMPA #340384	OCT-2011
34,725	Other	US BANK NATIONAL ASSOCIATION ND				16.86	506100	27-OCT-2011 08:10 KUTL	AIRGAS MID AMERICA #337125	OCT-2011
34,726	Other	US BANK NATIONAL ASSOCIATION ND				15.87	583001	27-OCT-2011 08:10 KUTL	SOUTH KY RECC #341507	OCT-2011
34,727	Other	US BANK NATIONAL ASSOCIATION ND				12.00	903003	27-OCT-2011 08:10 KUTL	ROADRUNNER FIRE EXTINGUIS #337737	OCT-2011
34,728	Other	US BANK NATIONAL ASSOCIATION ND				11.71	583001	27-OCT-2011 08:10 KUTL	FEDEX 045741915028514 #404172	OCT-2011

KENTUCKY UTILITIES COMPANY
Case No. 2012- 00221
Analysis of Professional Services Expenses For the Test Year

(A)	(B)	(C)	(D)	(E)	(F)	(G)	(H)	(I)		
Line No.	Type	Vendor	Rate Case	Audit	Other	Total	Account	Invoice	Description	Period
34,729	Other	US BANK NATIONAL ASSOCIATION ND				10.00	512100	27-OCT-2011 08:10 KUTL	CCF CAR WASH #964282	OCT-2011
34,730	Other	US BANK NATIONAL ASSOCIATION ND				9.00	902002	27-OCT-2011 08:10 KUTL	AMERICAN WATER #340129	OCT-2011
34,731	Other	US BANK NATIONAL ASSOCIATION ND				9.00	586100	27-OCT-2011 08:10 KUTL	AMERICAN WATER #340129	OCT-2011
34,732	Other	US BANK NATIONAL ASSOCIATION ND				9.00	586100	27-OCT-2011 08:10 KUTL	AMERICAN WATER #340129	OCT-2011
34,733	Other	US BANK NATIONAL ASSOCIATION ND				7.41	935403	27-OCT-2011 08:10 KUTL	HARBOR FREIGHT TOOLS 1 #337505	OCT-2011
34,734	Other	US BANK NATIONAL ASSOCIATION ND				5.82	935403	27-OCT-2011 08:10 KUTL	DAY'S PLUMBING SUPPLY #337505	OCT-2011
34,735	Other	US BANK NATIONAL ASSOCIATION ND				5.10	583001	27-OCT-2011 08:10 KUTL	USPS 20474807431508864 #341507	OCT-2011
34,736	Other	US BANK NATIONAL ASSOCIATION ND				4.37	935403	27-OCT-2011 08:10 KUTL	LOWES #00464* #337505	OCT-2011
34,737	Other	US BANK NATIONAL ASSOCIATION ND				9,370.40	921902	27-OCT-2011 10:10 SERV	SAS INSTITUTE INC #695019	OCT-2011
34,738	Other	US BANK NATIONAL ASSOCIATION ND				8,273.04	588100	27-OCT-2011 10:10 SERV	CHOCTAW-KAUL DISTRIBUT #423958	OCT-2011
34,739	Other	US BANK NATIONAL ASSOCIATION ND				4,199.43	903022	27-OCT-2011 10:10 SERV	ALLIANCEONE #2 #266258	OCT-2011
34,740	Other	US BANK NATIONAL ASSOCIATION ND				3,646.47	903022	27-OCT-2011 10:10 SERV	ALLIANCEONE #2 #340657	OCT-2011
34,741	Other	US BANK NATIONAL ASSOCIATION ND				2,474.63	588100	27-OCT-2011 10:10 SERV	MICROBAC LABORATORIES #419667	OCT-2011
34,742	Other	US BANK NATIONAL ASSOCIATION ND				1,750.00	923900	27-OCT-2011 10:10 SERV	KC WELLNESS #419006	OCT-2011
34,743	Other	US BANK NATIONAL ASSOCIATION ND				1,493.50	903022	27-OCT-2011 10:10 SERV	LEXISNEXIS RISK MGT #340657	OCT-2011
34,744	Other	US BANK NATIONAL ASSOCIATION ND				1,306.02	923100	27-OCT-2011 10:10 SERV	CANTEEN VENDINT74050600 #436158	OCT-2011
34,745	Other	US BANK NATIONAL ASSOCIATION ND				1,007.50	908005	27-OCT-2011 10:10 SERV	FAYETTE HEATING & AIR CON #426019	OCT-2011
34,746	Other	US BANK NATIONAL ASSOCIATION ND				849.60	923100	27-OCT-2011 10:10 SERV	ENTERPRISE RENT-A-CAR #457822	OCT-2011
34,747	Other	US BANK NATIONAL ASSOCIATION ND				849.60	923100	27-OCT-2011 10:10 SERV	ENTERPRISE RENT-A-CAR #457822	OCT-2011
34,748	Other	US BANK NATIONAL ASSOCIATION ND				598.90	903022	27-OCT-2011 10:10 SERV	LEXISNEXIS RISK MGT #266258	OCT-2011
34,749	Other	US BANK NATIONAL ASSOCIATION ND				507.50	923900	27-OCT-2011 10:10 SERV	WORLD AT WORK #422034	OCT-2011
34,750	Other	US BANK NATIONAL ASSOCIATION ND				497.57	908005	27-OCT-2011 10:10 SERV	JARBOE'S PLUMBING #426019	OCT-2011
34,751	Other	US BANK NATIONAL ASSOCIATION ND				486.36	905002	27-OCT-2011 10:10 SERV	SHRED IT LOUISVILLE #420475	OCT-2011
34,752	Other	US BANK NATIONAL ASSOCIATION ND				421.88	580100	27-OCT-2011 10:10 SERV	EDISON ELECTRIC INST. #070923	OCT-2011
34,753	Other	US BANK NATIONAL ASSOCIATION ND				330.72	908005	27-OCT-2011 10:10 SERV	A AND J MECHANICAL SER #426019	OCT-2011
34,754	Other	US BANK NATIONAL ASSOCIATION ND				326.18	908005	27-OCT-2011 10:10 SERV	PICKETT HEATING & C #426019	OCT-2011
34,755	Other	US BANK NATIONAL ASSOCIATION ND				296.40	905002	27-OCT-2011 10:10 SERV	SHRED-IT KNOXVILLE #420475	OCT-2011
34,756	Other	US BANK NATIONAL ASSOCIATION ND				262.14	908005	27-OCT-2011 10:10 SERV	KINSER & KINSER, INC. #426019	OCT-2011
34,757	Other	US BANK NATIONAL ASSOCIATION ND				257.50	908005	27-OCT-2011 10:10 SERV	BUFFAT PLUMBING #426019	OCT-2011
34,758	Other	US BANK NATIONAL ASSOCIATION ND				257.50	908005	27-OCT-2011 10:10 SERV	ROBERT WHITE SERVICES #426019	OCT-2011
34,759	Other	US BANK NATIONAL ASSOCIATION ND				253.26	903030	27-OCT-2011 10:10 SERV	LEXINGTON URGENT #425672	OCT-2011
34,760	Other	US BANK NATIONAL ASSOCIATION ND				250.00	908005	27-OCT-2011 10:10 SERV	STIVERS HVAC INC #426019	OCT-2011
34,761	Other	US BANK NATIONAL ASSOCIATION ND				235.87	908005	27-OCT-2011 10:10 SERV	GRAYBEAL AIR SYSTEMS #426019	OCT-2011
34,762	Other	US BANK NATIONAL ASSOCIATION ND				232.23	921002	27-OCT-2011 10:10 SERV	VERIZON WRLS IVR VN #420392	OCT-2011
34,763	Other	US BANK NATIONAL ASSOCIATION ND				209.40	580100	27-OCT-2011 10:10 SERV	EDISON ELECTRIC INST. #070923	OCT-2011
34,764	Other	US BANK NATIONAL ASSOCIATION ND				202.81	905002	27-OCT-2011 10:10 SERV	SMARTSHRED #0458 #420475	OCT-2011
34,765	Other	US BANK NATIONAL ASSOCIATION ND				194.80	502900	27-OCT-2011 10:10 SERV	SPIRIT SERVICES CO. #419667	OCT-2011
34,766	Other	US BANK NATIONAL ASSOCIATION ND				184.50	905002	27-OCT-2011 10:10 SERV	SHRED IT-NASHVILLE #420475	OCT-2011
34,767	Other	US BANK NATIONAL ASSOCIATION ND				184.37	908005	27-OCT-2011 10:10 SERV	MAC'S HEATING COOLING #426019	OCT-2011
34,768	Other	US BANK NATIONAL ASSOCIATION ND				169.36	588900	27-OCT-2011 10:10 SERV	EDISON ELECTRIC INST. #070923	OCT-2011
34,769	Other	US BANK NATIONAL ASSOCIATION ND				145.35	908005	27-OCT-2011 10:10 SERV	R&D ELECTRIC CO, INC #426019	OCT-2011
34,770	Other	US BANK NATIONAL ASSOCIATION ND				143.17	908005	27-OCT-2011 10:10 SERV	COMFORT AIR HEATING & #426019	OCT-2011
34,771	Other	US BANK NATIONAL ASSOCIATION ND				131.76	903030	27-OCT-2011 10:10 SERV	OCCUPATIONAL PHYSICIANS S #425672	OCT-2011
34,772	Other	US BANK NATIONAL ASSOCIATION ND				113.30	908005	27-OCT-2011 10:10 SERV	ADA HEATING AND AIR #426019	OCT-2011
34,773	Other	US BANK NATIONAL ASSOCIATION ND				92.38	580100	27-OCT-2011 10:10 SERV	EDISON ELECTRIC INST. #070923	OCT-2011
34,774	Other	US BANK NATIONAL ASSOCIATION ND				91.67	908005	27-OCT-2011 10:10 SERV	RAY BROWN,PHC #426019	OCT-2011
34,775	Other	US BANK NATIONAL ASSOCIATION ND				90.56	502900	27-OCT-2011 10:10 SERV	SIMPLEX GRINNELL WEB P #419667	OCT-2011
34,776	Other	US BANK NATIONAL ASSOCIATION ND				67.07	903022	27-OCT-2011 10:10 SERV	EXPERIAN #340657	OCT-2011
34,777	Other	US BANK NATIONAL ASSOCIATION ND				66.89	921903	27-OCT-2011 10:10 SERV	OCCUPATIONAL PHYSICIANS S #266506	OCT-2011
34,778	Other	US BANK NATIONAL ASSOCIATION ND				57.41	921903	27-OCT-2011 10:10 SERV	GUY BROWN PD*IN#137936 #419956	OCT-2011
34,779	Other	US BANK NATIONAL ASSOCIATION ND				54.60	921004	27-OCT-2011 10:10 SERV	SHRED IT LOUISVILLE #426472	OCT-2011
34,780	Other	US BANK NATIONAL ASSOCIATION ND				52.61	923900	27-OCT-2011 10:10 SERV	SHRED IT LOUISVILLE #426779	OCT-2011
34,781	Other	US BANK NATIONAL ASSOCIATION ND				45.00	588100	27-OCT-2011 10:10 SERV	SHRED IT LOUISVILLE #425219	OCT-2011
34,782	Other	US BANK NATIONAL ASSOCIATION ND				41.94	921902	27-OCT-2011 10:10 SERV	SHRED IT LOUISVILLE #421374	OCT-2011
34,783	Other	US BANK NATIONAL ASSOCIATION ND				40.05	923100	27-OCT-2011 10:10 SERV	VALIDEX #413536	OCT-2011
34,784	Other	US BANK NATIONAL ASSOCIATION ND				40.00	903022	27-OCT-2011 10:10 SERV	OCCUPATIONAL PHYSICIANS S #340657	OCT-2011
34,785	Other	US BANK NATIONAL ASSOCIATION ND				29.89	921903	27-OCT-2011 10:10 SERV	OCCUPATIONAL PHYSICIANS S #330129	OCT-2011
34,786	Other	US BANK NATIONAL ASSOCIATION ND				29.89	921002	27-OCT-2011 10:10 SERV	OCCUPATIONAL PHYSICIANS S #266647	OCT-2011
34,787	Other	US BANK NATIONAL ASSOCIATION ND				25.48	921903	27-OCT-2011 10:10 SERV	OCCUPATIONAL PHYSICIANS S #350341	OCT-2011
34,788	Other	US BANK NATIONAL ASSOCIATION ND				20.54	500900	27-OCT-2011 10:10 SERV	SHRED IT LOUISVILLE #425532	OCT-2011

KENTUCKY UTILITIES COMPANY
Case No. 2012- 00221
Analysis of Professional Services Expenses For the Test Year

(A)	(B)	(C)	(D)	(E)	(F)	(G)	(H)	(I)		
Line No.	Type	Vendor	Rate Case	Audit	Other	Total	Account	Invoice	Description	Period
34,789	Other	US BANK NATIONAL ASSOCIATION ND				19.27	903022	27-OCT-2011 10:10 SERV	EXPERIAN #266258	OCT-2011
34,790	Other	US BANK NATIONAL ASSOCIATION ND				16.98	923100	27-OCT-2011 10:10 SERV	VERIZON WRLS IVR VN #420392	OCT-2011
34,791	Other	US BANK NATIONAL ASSOCIATION ND				15.56	923900	27-OCT-2011 10:10 SERV	SHRED IT LOUISVILLE #420574	OCT-2011
34,792	Other	US BANK NATIONAL ASSOCIATION ND				15.00	588100	27-OCT-2011 10:10 SERV	HASTINGS FIBERGLASS PR #423958	OCT-2011
34,793	Other	US BANK NATIONAL ASSOCIATION ND				14.96	921903	27-OCT-2011 10:10 SERV	STAPLES 00116962 #419956	OCT-2011
34,794	Other	US BANK NATIONAL ASSOCIATION ND				14.88	921903	27-OCT-2011 10:10 SERV	SHRED IT LOUISVILLE #419956	OCT-2011
34,795	Other	US BANK NATIONAL ASSOCIATION ND				14.82	921903	27-OCT-2011 10:10 SERV	SHRED IT LOUISVILLE #419956	OCT-2011
34,796	Other	US BANK NATIONAL ASSOCIATION ND				12.61	923100	27-OCT-2011 10:10 SERV	AVI FOODSYSTEMS IN Q51 #436158	OCT-2011
34,797	Other	US BANK NATIONAL ASSOCIATION ND				10.98	921002	27-OCT-2011 10:10 SERV	OCCUPATIONAL PHYSICIANS S #419519	OCT-2011
34,798	Other	US BANK NATIONAL ASSOCIATION ND				10.95	923900	27-OCT-2011 10:10 SERV	SHRED IT LOUISVILLE #424857	OCT-2011
34,799	Other	US BANK NATIONAL ASSOCIATION ND				10.37	921002	27-OCT-2011 10:10 SERV	OCCUPATIONAL PHYSICIANS S #419519	OCT-2011
34,800	Other	US BANK NATIONAL ASSOCIATION ND				9.57	903936	27-OCT-2011 10:10 SERV	SHRED IT LOUISVILLE #425862	OCT-2011
34,801	Other	US BANK NATIONAL ASSOCIATION ND				8.92	921903	27-OCT-2011 10:10 SERV	PREMIER CAR WASH #419410	OCT-2011
34,802	Other	US BANK NATIONAL ASSOCIATION ND				8.08	923900	27-OCT-2011 10:10 SERV	SHRED IT LOUISVILLE #418354	OCT-2011
34,803	Other	US BANK NATIONAL ASSOCIATION ND				7.74	923100	27-OCT-2011 10:10 SERV	EDISON ELECTRIC INST. #070923	OCT-2011
34,804	Other	US BANK NATIONAL ASSOCIATION ND				7.52	921903	27-OCT-2011 10:10 SERV	SHRED IT LOUISVILLE #266506	OCT-2011
34,805	Other	US BANK NATIONAL ASSOCIATION ND				7.49	903022	27-OCT-2011 10:10 SERV	SHRED IT LOUISVILLE #266225	OCT-2011
34,806	Other	US BANK NATIONAL ASSOCIATION ND				7.49	921902	27-OCT-2011 10:10 SERV	SHRED IT LOUISVILLE #418669	OCT-2011
34,807	Other	US BANK NATIONAL ASSOCIATION ND				7.48	921903	27-OCT-2011 10:10 SERV	SHRED IT LOUISVILLE #422554	OCT-2011
34,808	Other	US BANK NATIONAL ASSOCIATION ND				7.20	903022	27-OCT-2011 10:10 SERV	CREDIT CLEARING HOUSE OF #340657	OCT-2011
34,809	Other	US BANK NATIONAL ASSOCIATION ND				5.24	921903	27-OCT-2011 10:10 SERV	SHRED IT LOUISVILLE #426456	OCT-2011
34,810	Other	US BANK NATIONAL ASSOCIATION ND				4.27	921002	27-OCT-2011 10:10 SERV	OCCUPATIONAL PHYSICIANS S #419519	OCT-2011
34,811	Other	US BANK NATIONAL ASSOCIATION ND				3.42	921902	27-OCT-2011 10:10 SERV	SHRED IT LOUISVILLE #419063	OCT-2011
34,812	Other	US BANK NATIONAL ASSOCIATION ND				2.38	923900	27-OCT-2011 10:10 SERV	SHRED IT LOUISVILLE #419063	OCT-2011
34,813	Other	US BANK NATIONAL ASSOCIATION ND				2.28	923900	27-OCT-2011 10:10 SERV	SHRED IT LOUISVILLE #419063	OCT-2011
34,814	Other	US BANK NATIONAL ASSOCIATION ND				2.24	921903	27-OCT-2011 10:10 SERV	SHRED IT LOUISVILLE #426456	OCT-2011
34,815	Other	US BANK NATIONAL ASSOCIATION ND				2.24	921902	27-OCT-2011 10:10 SERV	SHRED IT LOUISVILLE #419063	OCT-2011
34,816	Other	US BANK NATIONAL ASSOCIATION ND				1.79	921902	27-OCT-2011 10:10 SERV	SHRED IT LOUISVILLE #419543	OCT-2011
34,817	Other	US BANK NATIONAL ASSOCIATION ND				1.79	500900	27-OCT-2011 10:10 SERV	SHRED IT LOUISVILLE #423222	OCT-2011
34,818	Other	US BANK NATIONAL ASSOCIATION ND				1.64	921902	27-OCT-2011 10:10 SERV	SHRED IT LOUISVILLE #419543	OCT-2011
34,819	Other	US BANK NATIONAL ASSOCIATION ND				1.32	560900	27-OCT-2011 10:10 SERV	SHRED IT LOUISVILLE #419063	OCT-2011
34,820	Other	US BANK NATIONAL ASSOCIATION ND				1.14	921002	27-OCT-2011 10:10 SERV	SHRED IT LOUISVILLE #419543	OCT-2011
34,821	Other	US BANK NATIONAL ASSOCIATION ND				1.12	500900	27-OCT-2011 10:10 SERV	SHRED IT LOUISVILLE #419063	OCT-2011
34,822	Other	US BANK NATIONAL ASSOCIATION ND				1.07	921002	27-OCT-2011 10:10 SERV	SHRED IT LOUISVILLE #419543	OCT-2011
34,823	Other	US BANK NATIONAL ASSOCIATION ND				1.07	921002	27-OCT-2011 10:10 SERV	SHRED IT LOUISVILLE #419543	OCT-2011
34,824	Other	US BANK NATIONAL ASSOCIATION ND				0.98	500900	27-OCT-2011 10:10 SERV	SHRED IT LOUISVILLE #423222	OCT-2011
34,825	Other	US BANK NATIONAL ASSOCIATION ND				0.92	921903	27-OCT-2011 10:10 SERV	SHRED IT LOUISVILLE #423222	OCT-2011
34,826	Other	US BANK NATIONAL ASSOCIATION ND				0.85	921903	27-OCT-2011 10:10 SERV	SHRED IT LOUISVILLE #423222	OCT-2011
34,827	Other	US BANK NATIONAL ASSOCIATION ND				0.83	921902	27-OCT-2011 10:10 SERV	SHRED IT LOUISVILLE #423222	OCT-2011
34,828	Other	US BANK NATIONAL ASSOCIATION ND				0.79	580100	27-OCT-2011 10:10 SERV	SHRED IT LOUISVILLE #423222	OCT-2011
34,829	Other	US BANK NATIONAL ASSOCIATION ND				0.52	921903	27-OCT-2011 10:10 SERV	SHRED IT LOUISVILLE #423222	OCT-2011
34,830	Other	US BANK NATIONAL ASSOCIATION ND				0.04	560900	27-OCT-2011 10:10 SERV	SHRED IT LOUISVILLE #423222	OCT-2011
34,831	Other	US BANK NATIONAL ASSOCIATION ND				4,759.75	903022	28-APR-2011 12:04 KUTL	ALLIANCEONE #2 #340657	APR-2011
34,832	Other	US BANK NATIONAL ASSOCIATION ND				3,133.46	512100	28-APR-2011 12:04 KUTL	AIRGAS MID AMERICA #337125	APR-2011
34,833	Other	US BANK NATIONAL ASSOCIATION ND				2,597.00	506100	28-APR-2011 12:04 KUTL	PREDICT INC #338388	APR-2011
34,834	Other	US BANK NATIONAL ASSOCIATION ND				2,137.30	903022	28-APR-2011 12:04 KUTL	LEXISNEXIS RISK MGT #340657	APR-2011
34,835	Other	US BANK NATIONAL ASSOCIATION ND				1,806.77	903022	28-APR-2011 12:04 KUTL	EXPERIAN #340657	APR-2011
34,836	Other	US BANK NATIONAL ASSOCIATION ND				1,696.40	506100	28-APR-2011 12:04 KUTL	SPRINGFIELD LAUNDRY AND D #055585	APR-2011
34,837	Other	US BANK NATIONAL ASSOCIATION ND				1,590.15	935402	28-APR-2011 12:04 KUTL	FREEDOM WASTE SERVICE LL #334874	APR-2011
34,838	Other	US BANK NATIONAL ASSOCIATION ND				1,330.00	583001	28-APR-2011 12:04 KUTL	LEXINGTON URGENT #336994	APR-2011
34,839	Other	US BANK NATIONAL ASSOCIATION ND				1,066.00	935403	28-APR-2011 12:04 KUTL	FRANTZ INC #337505	APR-2011
34,840	Other	US BANK NATIONAL ASSOCIATION ND				989.70	505100	28-APR-2011 12:04 KUTL	AIRGAS MID AMERICA #337125	APR-2011
34,841	Other	US BANK NATIONAL ASSOCIATION ND				883.71	935402	28-APR-2011 12:04 KUTL	REPUBLIC SERVICES TRASH #335905	APR-2011
34,842	Other	US BANK NATIONAL ASSOCIATION ND				839.00	583001	28-APR-2011 12:04 KUTL	LEXINGTON URGENT #341044	APR-2011
34,843	Other	US BANK NATIONAL ASSOCIATION ND				835.92	588100	28-APR-2011 12:04 KUTL	UNIFORM&CAREER APPAREL #336606	APR-2011
34,844	Other	US BANK NATIONAL ASSOCIATION ND				825.00	903003	28-APR-2011 12:04 KUTL	MID AMERICA SECURITY #472138	APR-2011
34,845	Other	US BANK NATIONAL ASSOCIATION ND				750.77	588100	28-APR-2011 12:04 KUTL	REPUBLIC SERVICES ALW #340129	APR-2011
34,846	Other	US BANK NATIONAL ASSOCIATION ND				715.00	588100	28-APR-2011 12:04 KUTL	LEXINGTON URGENT #336994	APR-2011
34,847	Other	US BANK NATIONAL ASSOCIATION ND				696.42	921003	28-APR-2011 12:04 KUTL	WALMART.COM #337521	APR-2011
34,848	Other	US BANK NATIONAL ASSOCIATION ND				655.50	506100	28-APR-2011 12:04 KUTL	SPEARING AND ASSOCIATE #335400	APR-2011

KENTUCKY UTILITIES COMPANY
Case No. 2012- 00221
Analysis of Professional Services Expenses For the Test Year

(A)	(B)	(C)	(D)	(E)	(F)	(G)	(H)	(I)		
Line No.	Type	Vendor	Rate Case	Audit	Other	Total	Account	Invoice	Description	Period
34,849	Other	US BANK NATIONAL ASSOCIATION ND				592.36	921003	28-APR-2011 12:04 KUTL	GENERAL SALES COMPANY #338073	APR-2011
34,850	Other	US BANK NATIONAL ASSOCIATION ND				581.02	588100	28-APR-2011 12:04 KUTL	REPUBLIC SERVICES TRASH #342901	APR-2011
34,851	Other	US BANK NATIONAL ASSOCIATION ND				572.28	588100	28-APR-2011 12:04 KUTL	LEXINGTON URGENT #342919	APR-2011
34,852	Other	US BANK NATIONAL ASSOCIATION ND				556.66	921003	28-APR-2011 12:04 KUTL	OVERHEAD DOOR COMPANY LEX #338073	APR-2011
34,853	Other	US BANK NATIONAL ASSOCIATION ND				531.18	921003	28-APR-2011 12:04 KUTL	REPUBLIC SERVICES TRASH #337463	APR-2011
34,854	Other	US BANK NATIONAL ASSOCIATION ND				483.45	588100	28-APR-2011 12:04 KUTL	LEXINGTON URGENT #339287	APR-2011
34,855	Other	US BANK NATIONAL ASSOCIATION ND				418.17	935402	28-APR-2011 12:04 KUTL	REPUBLIC SERVICES ALW #335905	APR-2011
34,856	Other	US BANK NATIONAL ASSOCIATION ND				395.00	506100	28-APR-2011 12:04 KUTL	LEXINGTON URGENT #337422	APR-2011
34,857	Other	US BANK NATIONAL ASSOCIATION ND				373.44	921003	28-APR-2011 12:04 KUTL	VULCAN MATERIALS #338073	APR-2011
34,858	Other	US BANK NATIONAL ASSOCIATION ND				313.67	511100	28-APR-2011 12:04 KUTL	LIQUID CONTROLS #335418	APR-2011
34,859	Other	US BANK NATIONAL ASSOCIATION ND				310.00	506100	28-APR-2011 12:04 KUTL	EPHRAIM MCDOWELL REGIONA #337422	APR-2011
34,860	Other	US BANK NATIONAL ASSOCIATION ND				300.00	905003	28-APR-2011 12:04 KUTL	MID AMERICA SECURITY #342968	APR-2011
34,861	Other	US BANK NATIONAL ASSOCIATION ND				296.50	921003	28-APR-2011 12:04 KUTL	SWH SUPPLY CO #2 #337521	APR-2011
34,862	Other	US BANK NATIONAL ASSOCIATION ND				271.76	583001	28-APR-2011 12:04 KUTL	WCI*WCI OF KENTUCKY #336960	APR-2011
34,863	Other	US BANK NATIONAL ASSOCIATION ND				260.00	511100	28-APR-2011 12:04 KUTL	MUNDAY LOCK & SAFE #338453	APR-2011
34,864	Other	US BANK NATIONAL ASSOCIATION ND				242.50	921003	28-APR-2011 12:04 KUTL	SITEX CORPORATION #339279	APR-2011
34,865	Other	US BANK NATIONAL ASSOCIATION ND				240.00	506100	28-APR-2011 12:04 KUTL	PROFESSIONAL HEALTH SERV #339261	APR-2011
34,866	Other	US BANK NATIONAL ASSOCIATION ND				228.00	588100	28-APR-2011 12:04 KUTL	CLARK IMMEDIATE CARE #336606	APR-2011
34,867	Other	US BANK NATIONAL ASSOCIATION ND				216.61	586100	28-APR-2011 12:04 KUTL	UNIFORM&CAREER APPAREL #342901	APR-2011
34,868	Other	US BANK NATIONAL ASSOCIATION ND				209.47	583001	28-APR-2011 12:04 KUTL	SUPERIOR PROTECTION FIRE #341507	APR-2011
34,869	Other	US BANK NATIONAL ASSOCIATION ND				154.80	921003	28-APR-2011 12:04 KUTL	KENTUCKY LIGHTING AND SU #337521	APR-2011
34,870	Other	US BANK NATIONAL ASSOCIATION ND				150.00	903003	28-APR-2011 12:04 KUTL	MID AMERICA SECURITY #267074	APR-2011
34,871	Other	US BANK NATIONAL ASSOCIATION ND				150.00	598100	28-APR-2011 12:04 KUTL	MID AMERICA SECURITY #336606	APR-2011
34,872	Other	US BANK NATIONAL ASSOCIATION ND				150.00	903003	28-APR-2011 12:04 KUTL	MID AMERICA SECURITY #337984	APR-2011
34,873	Other	US BANK NATIONAL ASSOCIATION ND				150.00	903003	28-APR-2011 12:04 KUTL	MID AMERICA SECURITY #339139	APR-2011
34,874	Other	US BANK NATIONAL ASSOCIATION ND				150.00	903003	28-APR-2011 12:04 KUTL	MID AMERICA SECURITY #339550	APR-2011
34,875	Other	US BANK NATIONAL ASSOCIATION ND				150.00	903003	28-APR-2011 12:04 KUTL	MID AMERICA SECURITY #341457	APR-2011
34,876	Other	US BANK NATIONAL ASSOCIATION ND				144.38	588100	28-APR-2011 12:04 KUTL	UNIFORM&CAREER APPAREL #342901	APR-2011
34,877	Other	US BANK NATIONAL ASSOCIATION ND				142.00	511100	28-APR-2011 12:04 KUTL	CHAPMAN TIRE CENTER #338453	APR-2011
34,878	Other	US BANK NATIONAL ASSOCIATION ND				141.00	588100	28-APR-2011 12:04 KUTL	LEXINGTON URGENT #336820	APR-2011
34,879	Other	US BANK NATIONAL ASSOCIATION ND				136.68	583001	28-APR-2011 12:04 KUTL	COYNE TEXTILE SERVICES #341507	APR-2011
34,880	Other	US BANK NATIONAL ASSOCIATION ND				120.00	903022	28-APR-2011 12:04 KUTL	OCCUPATIONAL PHYSICIANS S #340657	APR-2011
34,881	Other	US BANK NATIONAL ASSOCIATION ND				100.05	903003	28-APR-2011 12:04 KUTL	MID AMERICA SECURITY #337695	APR-2011
34,882	Other	US BANK NATIONAL ASSOCIATION ND				94.00	588100	28-APR-2011 12:04 KUTL	LEXINGTON URGENT #336606	APR-2011
34,883	Other	US BANK NATIONAL ASSOCIATION ND				88.07	588100	28-APR-2011 12:04 KUTL	SIMPLEX GRINNELL WEB P #267199	APR-2011
34,884	Other	US BANK NATIONAL ASSOCIATION ND				88.00	588100	28-APR-2011 12:04 KUTL	LEXINGTON URGENT #267199	APR-2011
34,885	Other	US BANK NATIONAL ASSOCIATION ND				72.08	921003	28-APR-2011 12:04 KUTL	LOWES #02345* #337521	APR-2011
34,886	Other	US BANK NATIONAL ASSOCIATION ND				70.19	583001	28-APR-2011 12:04 KUTL	MODERN DISTRIBUTORS INC #341507	APR-2011
34,887	Other	US BANK NATIONAL ASSOCIATION ND				65.15	583001	28-APR-2011 12:04 KUTL	TWC*TIMEWARNERCBLE #341507	APR-2011
34,888	Other	US BANK NATIONAL ASSOCIATION ND				65.00	588100	28-APR-2011 12:04 KUTL	OCCUMED #336382	APR-2011
34,889	Other	US BANK NATIONAL ASSOCIATION ND				60.00	588100	28-APR-2011 12:04 KUTL	E-TOWN LAUNDRY #343412	APR-2011
34,890	Other	US BANK NATIONAL ASSOCIATION ND				60.00	903022	28-APR-2011 12:04 KUTL	OCCUPATIONAL PHYSICIANS S #340657	APR-2011
34,891	Other	US BANK NATIONAL ASSOCIATION ND				49.95	903003	28-APR-2011 12:04 KUTL	MID AMERICA SECURITY #337695	APR-2011
34,892	Other	US BANK NATIONAL ASSOCIATION ND				48.00	583001	28-APR-2011 12:04 KUTL	ORKIN PEST CONTROL #341507	APR-2011
34,893	Other	US BANK NATIONAL ASSOCIATION ND				47.70	903003	28-APR-2011 12:04 KUTL	E-TOWN LAUNDRY #337729	APR-2011
34,894	Other	US BANK NATIONAL ASSOCIATION ND				47.00	588100	28-APR-2011 12:04 KUTL	LEXINGTON URGENT #337059	APR-2011
34,895	Other	US BANK NATIONAL ASSOCIATION ND				47.00	586100	28-APR-2011 12:04 KUTL	LEXINGTON URGENT #342711	APR-2011
34,896	Other	US BANK NATIONAL ASSOCIATION ND				45.00	588100	28-APR-2011 12:04 KUTL	WORKWELL #342919	APR-2011
34,897	Other	US BANK NATIONAL ASSOCIATION ND				44.00	588100	28-APR-2011 12:04 KUTL	LEXINGTON URGENT #339287	APR-2011
34,898	Other	US BANK NATIONAL ASSOCIATION ND				35.42	921003	28-APR-2011 12:04 KUTL	HILLYARD INC LEXINGTON #337521	APR-2011
34,899	Other	US BANK NATIONAL ASSOCIATION ND				31.57	902002	28-APR-2011 12:04 KUTL	SHRED IT LOUISVILLE #337380	MAY-2011
34,900	Other	US BANK NATIONAL ASSOCIATION ND				31.56	586100	28-APR-2011 12:04 KUTL	SHRED IT LOUISVILLE #337380	MAY-2011
34,901	Other	US BANK NATIONAL ASSOCIATION ND				29.96	903022	28-APR-2011 12:04 KUTL	SHRED IT LOUISVILLE #340657	APR-2011
34,902	Other	US BANK NATIONAL ASSOCIATION ND				27.87	583001	28-APR-2011 12:04 KUTL	WCI*WCI OF KENTUCKY #341507	APR-2011
34,903	Other	US BANK NATIONAL ASSOCIATION ND				24.85	903003	28-APR-2011 12:04 KUTL	TWC*TIMEWARNERCBLE #267074	APR-2011
34,904	Other	US BANK NATIONAL ASSOCIATION ND				20.60	903003	28-APR-2011 12:04 KUTL	DANVILLE BOTTLED WATER D #267074	APR-2011
34,905	Other	US BANK NATIONAL ASSOCIATION ND				20.00	586100	28-APR-2011 12:04 KUTL	OCCUMED #342711	APR-2011
34,906	Other	US BANK NATIONAL ASSOCIATION ND				20.00	903003	28-APR-2011 12:04 KUTL	RUMPKE CONSOLIDATED COMPA #340384	APR-2011
34,907	Other	US BANK NATIONAL ASSOCIATION ND				17.42	506100	28-APR-2011 12:04 KUTL	AIRGAS MID AMERICA #337125	APR-2011
34,908	Other	US BANK NATIONAL ASSOCIATION ND				15.27	583001	28-APR-2011 12:04 KUTL	SOUTH KY RECC #341507	APR-2011

KENTUCKY UTILITIES COMPANY
Case No. 2012- 00221
Analysis of Professional Services Expenses For the Test Year

(A)	(B)	(C)	(D)	(E)	(F)	(G)	(H)	(I)		
Line No.	Type	Vendor	Rate Case	Audit	Other	Total	Account	Invoice	Description	Period
34,909	Other	US BANK NATIONAL ASSOCIATION ND				12.00	566100	28-APR-2011 12:04 KUTL	CAR EXPRESS WASH LLC #340244	APR-2011
34,910	Other	US BANK NATIONAL ASSOCIATION ND				11.65	921003	28-APR-2011 12:04 KUTL	DAY'S PLUMBING SUPPLY #337521	APR-2011
34,911	Other	US BANK NATIONAL ASSOCIATION ND				9.00	586100	28-APR-2011 12:04 KUTL	AMERICAN WATER #340129	APR-2011
34,912	Other	US BANK NATIONAL ASSOCIATION ND				9.00	586100	28-APR-2011 12:04 KUTL	AMERICAN WATER #340129	APR-2011
34,913	Other	US BANK NATIONAL ASSOCIATION ND				8.00	593004	28-APR-2011 12:04 KUTL	RAINBOW CAR WASH #335350	APR-2011
34,914	Other	US BANK NATIONAL ASSOCIATION ND				7.00	566100	28-APR-2011 12:04 KUTL	SOAPY JOE'S CAR WASH #496467	APR-2011
34,915	Other	US BANK NATIONAL ASSOCIATION ND				3.18	921003	28-APR-2011 12:04 KUTL	WAL-MART #0719 #337521	APR-2011
34,916	Other	US BANK NATIONAL ASSOCIATION ND				16,395.30	923900	28-APR-2011 13:04 SERV	KC WELLNESS #419006	APR-2011
34,917	Other	US BANK NATIONAL ASSOCIATION ND				13,580.95	923100	28-APR-2011 13:04 SERV	AVI FOODSYSTEMS IN Q51 #436158	APR-2011
34,918	Other	US BANK NATIONAL ASSOCIATION ND				3,609.78	923100	28-APR-2011 13:04 SERV	KENTUCKY PRESS SERVICE #421176	APR-2011
34,919	Other	US BANK NATIONAL ASSOCIATION ND				3,330.59	923100	28-APR-2011 13:04 SERV	HENDERSON SERVICES LLC #457822	APR-2011
34,920	Other	US BANK NATIONAL ASSOCIATION ND				3,330.59	923100	28-APR-2011 13:04 SERV	HENDERSON SERVICES LLC #457822	APR-2011
34,921	Other	US BANK NATIONAL ASSOCIATION ND				3,216.47	923100	28-APR-2011 13:04 SERV	CANTEEN VENDIN74050600 #436158	APR-2011
34,922	Other	US BANK NATIONAL ASSOCIATION ND				2,892.29	921004	28-APR-2011 13:04 SERV	ECO ELECTRIC #457822	APR-2011
34,923	Other	US BANK NATIONAL ASSOCIATION ND				2,356.55	923900	28-APR-2011 13:04 SERV	WHAYNE SUPPLY COMPANY #457822	APR-2011
34,924	Other	US BANK NATIONAL ASSOCIATION ND				2,036.00	923900	28-APR-2011 13:04 SERV	KC WELLNESS #419006	APR-2011
34,925	Other	US BANK NATIONAL ASSOCIATION ND				1,665.99	588100	28-APR-2011 13:04 SERV	CHOCTAW-KAUL DISTRIBUT #423958	APR-2011
34,926	Other	US BANK NATIONAL ASSOCIATION ND				1,562.01	923900	28-APR-2011 13:04 SERV	AMERICA'S FINEST FILTERS #421606	APR-2011
34,927	Other	US BANK NATIONAL ASSOCIATION ND				1,165.68	905002	28-APR-2011 13:04 SERV	SHRED IT LOUISVILLE #420475	APR-2011
34,928	Other	US BANK NATIONAL ASSOCIATION ND				1,134.53	908005	28-APR-2011 13:04 SERV	PF#PROFORMA #422554	APR-2011
34,929	Other	US BANK NATIONAL ASSOCIATION ND				995.00	923100	28-APR-2011 13:04 SERV	COMMONWEALTH RADIO REPORT #426456	APR-2011
34,930	Other	US BANK NATIONAL ASSOCIATION ND				556.15	921902	28-APR-2011 13:04 SERV	L2G*TRANS DRV LIC #419022	APR-2011
34,931	Other	US BANK NATIONAL ASSOCIATION ND				318.82	923100	28-APR-2011 13:04 SERV	COMMONWEALTH SIGN COMPANY #457822	APR-2011
34,932	Other	US BANK NATIONAL ASSOCIATION ND				305.02	923900	28-APR-2011 13:04 SERV	LEXINGTON URGENT #418990	APR-2011
34,933	Other	US BANK NATIONAL ASSOCIATION ND				250.70	905002	28-APR-2011 13:04 SERV	SHRED IT-NASHVILLE #420475	APR-2011
34,934	Other	US BANK NATIONAL ASSOCIATION ND				225.40	921903	28-APR-2011 13:04 SERV	NICK BONURA PHOTOGRAPHY L #426456	APR-2011
34,935	Other	US BANK NATIONAL ASSOCIATION ND				208.93	502900	28-APR-2011 13:04 SERV	SPIRIT SERVICES CO. #419667	APR-2011
34,936	Other	US BANK NATIONAL ASSOCIATION ND				205.81	905002	28-APR-2011 13:04 SERV	CINTAS DOC MGT #D01 #420475	APR-2011
34,937	Other	US BANK NATIONAL ASSOCIATION ND				180.00	588100	28-APR-2011 13:04 SERV	SHRED IT LOUISVILLE #425219	APR-2011
34,938	Other	US BANK NATIONAL ASSOCIATION ND				131.10	501090	28-APR-2011 13:04 SERV	MICROBAC LABORATORIES #419667	APR-2011
34,939	Other	US BANK NATIONAL ASSOCIATION ND				124.20	905002	28-APR-2011 13:04 SERV	SHRED-IT LOUISVILLE #420475	APR-2011
34,940	Other	US BANK NATIONAL ASSOCIATION ND				121.50	903030	28-APR-2011 13:04 SERV	OCCUPATIONAL PHYSICIANS S #425672	APR-2011
34,941	Other	US BANK NATIONAL ASSOCIATION ND				107.00	921003	28-APR-2011 13:04 SERV	OCCUPATIONAL PHYSICIANS S #421655	APR-2011
34,942	Other	US BANK NATIONAL ASSOCIATION ND				104.00	925004	28-APR-2011 13:04 SERV	LEXINGTON URGENT #423776	APR-2011
34,943	Other	US BANK NATIONAL ASSOCIATION ND				95.00	921902	28-APR-2011 13:04 SERV	VALIDEX #422885	APR-2011
34,944	Other	US BANK NATIONAL ASSOCIATION ND				83.30	923900	28-APR-2011 13:04 SERV	COMPENSATION RESOURCES #422034	APR-2011
34,945	Other	US BANK NATIONAL ASSOCIATION ND				78.00	923900	28-APR-2011 13:04 SERV	SHRED IT LOUISVILLE #426779	APR-2011
34,946	Other	US BANK NATIONAL ASSOCIATION ND				74.39	580100	28-APR-2011 13:04 SERV	SCANTRON CORPORATION #070923	APR-2011
34,947	Other	US BANK NATIONAL ASSOCIATION ND				61.00	580100	28-APR-2011 13:04 SERV	OCCUPATIONAL PHYSICIANS S #424949	APR-2011
34,948	Other	US BANK NATIONAL ASSOCIATION ND				60.00	905002	28-APR-2011 13:04 SERV	SOUTHWEST SANITATION #420475	APR-2011
34,949	Other	US BANK NATIONAL ASSOCIATION ND				52.24	903936	28-APR-2011 13:04 SERV	LEXINGTON URGENT #419618	APR-2011
34,950	Other	US BANK NATIONAL ASSOCIATION ND				49.68	921902	28-APR-2011 13:04 SERV	SHRED IT LOUISVILLE #421374	APR-2011
34,951	Other	US BANK NATIONAL ASSOCIATION ND				46.87	921902	28-APR-2011 13:04 SERV	MIDWEST BATTERY AND SUPPL #419022	APR-2011
34,952	Other	US BANK NATIONAL ASSOCIATION ND				46.64	921003	28-APR-2011 13:04 SERV	RADIOHACK COR00145185 #419725	APR-2011
34,953	Other	US BANK NATIONAL ASSOCIATION ND				46.55	921902	28-APR-2011 13:04 SERV	INDIANAINTERACTIVE.GOV #419022	APR-2011
34,954	Other	US BANK NATIONAL ASSOCIATION ND				44.04	921902	28-APR-2011 13:04 SERV	SHRED IT LOUISVILLE #422885	APR-2011
34,955	Other	US BANK NATIONAL ASSOCIATION ND				43.64	921903	28-APR-2011 13:04 SERV	LEXINGTON URGENT #424071	APR-2011
34,956	Other	US BANK NATIONAL ASSOCIATION ND				36.92	580100	28-APR-2011 13:04 SERV	SCANTRON CORPORATION #070923	APR-2011
34,957	Other	US BANK NATIONAL ASSOCIATION ND				30.81	500900	28-APR-2011 13:04 SERV	SHRED IT LOUISVILLE #425532	APR-2011
34,958	Other	US BANK NATIONAL ASSOCIATION ND				30.25	921903	28-APR-2011 13:04 SERV	OCCUPATIONAL PHYSICIANS S #420137	APR-2011
34,959	Other	US BANK NATIONAL ASSOCIATION ND				30.25	921903	28-APR-2011 13:04 SERV	OCCUPATIONAL PHYSICIANS S #421804	APR-2011
34,960	Other	US BANK NATIONAL ASSOCIATION ND				29.86	588900	28-APR-2011 13:04 SERV	SCANTRON CORPORATION #070923	APR-2011
34,961	Other	US BANK NATIONAL ASSOCIATION ND				26.23	921903	28-APR-2011 13:04 SERV	OCCUPATIONAL PHYSICIANS S #426746	APR-2011
34,962	Other	US BANK NATIONAL ASSOCIATION ND				25.80	923100	28-APR-2011 13:04 SERV	VALIDEX #413536	APR-2011
34,963	Other	US BANK NATIONAL ASSOCIATION ND				22.68	903030	28-APR-2011 13:04 SERV	JEWISH HOSPITAL #425672	APR-2011
34,964	Other	US BANK NATIONAL ASSOCIATION ND				22.24	921903	28-APR-2011 13:04 SERV	SHRED IT LOUISVILLE #424857	APR-2011
34,965	Other	US BANK NATIONAL ASSOCIATION ND				22.00	921003	28-APR-2011 13:04 SERV	LEXINGTON URGENT #421655	APR-2011
34,966	Other	US BANK NATIONAL ASSOCIATION ND				17.19	923100	28-APR-2011 13:04 SERV	VERIZON WRLS IVR VN #420392	APR-2011
34,967	Other	US BANK NATIONAL ASSOCIATION ND				16.29	580100	28-APR-2011 13:04 SERV	SCANTRON CORPORATION #070923	APR-2011
34,968	Other	US BANK NATIONAL ASSOCIATION ND				15.26	923900	28-APR-2011 13:04 SERV	SHRED IT LOUISVILLE #420574	APR-2011

KENTUCKY UTILITIES COMPANY
Case No. 2012- 00221
Analysis of Professional Services Expenses For the Test Year

(A)	(B)	(C)	(D)	(E)	(F)	(G)	(H)	(I)		
Line No.	Type	Vendor	Rate Case	Audit	Other	Total	Account	Invoice	Description	Period
34,969	Other	US BANK NATIONAL ASSOCIATION ND				15.04	921903	28-APR-2011 13:04 SERV	SHRED IT LOUISVILLE #266506	APR-2011
34,970	Other	US BANK NATIONAL ASSOCIATION ND				14.96	921903	28-APR-2011 13:04 SERV	SHRED IT LOUISVILLE #422554	APR-2011
34,971	Other	US BANK NATIONAL ASSOCIATION ND				14.68	921902	28-APR-2011 13:04 SERV	SHRED IT LOUISVILLE #419360	APR-2011
34,972	Other	US BANK NATIONAL ASSOCIATION ND				11.61	935403	28-APR-2011 13:04 SERV	WCI*WASTE CONNECTIONS #457822	APR-2011
34,973	Other	US BANK NATIONAL ASSOCIATION ND				10.06	588100	28-APR-2011 13:04 SERV	AUTOZONE #0478 #423958	APR-2011
34,974	Other	US BANK NATIONAL ASSOCIATION ND				9.57	903936	28-APR-2011 13:04 SERV	SHRED IT LOUISVILLE #425862	APR-2011
34,975	Other	US BANK NATIONAL ASSOCIATION ND				9.42	556900	28-APR-2011 13:04 SERV	SHRED IT LOUISVILLE #671390	APR-2011
34,976	Other	US BANK NATIONAL ASSOCIATION ND				9.42	921902	28-APR-2011 13:04 SERV	SHRED IT LOUISVILLE #671390	APR-2011
34,977	Other	US BANK NATIONAL ASSOCIATION ND				9.42	921902	28-APR-2011 13:04 SERV	SHRED IT LOUISVILLE #671390	APR-2011
34,978	Other	US BANK NATIONAL ASSOCIATION ND				9.42	923900	28-APR-2011 13:04 SERV	SHRED IT LOUISVILLE #418354	SEP-2011
34,979	Other	US BANK NATIONAL ASSOCIATION ND				9.34	921902	28-APR-2011 13:04 SERV	SHRED IT LOUISVILLE #671390	APR-2011
34,980	Other	US BANK NATIONAL ASSOCIATION ND				9.34	921902	28-APR-2011 13:04 SERV	SHRED IT LOUISVILLE #671390	APR-2011
34,981	Other	US BANK NATIONAL ASSOCIATION ND				7.34	921902	28-APR-2011 13:04 SERV	SHRED IT LOUISVILLE #418669	APR-2011
34,982	Other	US BANK NATIONAL ASSOCIATION ND				6.74	923900	28-APR-2011 13:04 SERV	SHRED IT LOUISVILLE #418354	APR-2011
34,983	Other	US BANK NATIONAL ASSOCIATION ND				6.42	908901	28-APR-2011 13:04 SERV	SHRED IT LOUISVILLE #419956	APR-2011
34,984	Other	US BANK NATIONAL ASSOCIATION ND				6.42	921903	28-APR-2011 13:04 SERV	SHRED IT LOUISVILLE #419956	APR-2011
34,985	Other	US BANK NATIONAL ASSOCIATION ND				6.42	921903	28-APR-2011 13:04 SERV	SHRED IT LOUISVILLE #419956	APR-2011
34,986	Other	US BANK NATIONAL ASSOCIATION ND				5.37	921902	28-APR-2011 13:04 SERV	SHRED IT LOUISVILLE #419543	APR-2011
34,987	Other	US BANK NATIONAL ASSOCIATION ND				5.37	500900	28-APR-2011 13:04 SERV	SHRED IT LOUISVILLE #423222	APR-2011
34,988	Other	US BANK NATIONAL ASSOCIATION ND				5.24	921903	28-APR-2011 13:04 SERV	SHRED IT LOUISVILLE #426456	APR-2011
34,989	Other	US BANK NATIONAL ASSOCIATION ND				5.13	921902	28-APR-2011 13:04 SERV	SHRED IT LOUISVILLE #419063	APR-2011
34,990	Other	US BANK NATIONAL ASSOCIATION ND				4.92	921902	28-APR-2011 13:04 SERV	SHRED IT LOUISVILLE #419543	APR-2011
34,991	Other	US BANK NATIONAL ASSOCIATION ND				3.57	923900	28-APR-2011 13:04 SERV	SHRED IT LOUISVILLE #419063	APR-2011
34,992	Other	US BANK NATIONAL ASSOCIATION ND				3.42	923900	28-APR-2011 13:04 SERV	SHRED IT LOUISVILLE #419063	APR-2011
34,993	Other	US BANK NATIONAL ASSOCIATION ND				3.42	921002	28-APR-2011 13:04 SERV	SHRED IT LOUISVILLE #419543	APR-2011
34,994	Other	US BANK NATIONAL ASSOCIATION ND				3.36	921902	28-APR-2011 13:04 SERV	SHRED IT LOUISVILLE #419063	APR-2011
34,995	Other	US BANK NATIONAL ASSOCIATION ND				3.21	921002	28-APR-2011 13:04 SERV	SHRED IT LOUISVILLE #419543	APR-2011
34,996	Other	US BANK NATIONAL ASSOCIATION ND				3.21	921002	28-APR-2011 13:04 SERV	SHRED IT LOUISVILLE #419543	APR-2011
34,997	Other	US BANK NATIONAL ASSOCIATION ND				2.94	500900	28-APR-2011 13:04 SERV	SHRED IT LOUISVILLE #423222	APR-2011
34,998	Other	US BANK NATIONAL ASSOCIATION ND				2.76	921903	28-APR-2011 13:04 SERV	SHRED IT LOUISVILLE #423222	APR-2011
34,999	Other	US BANK NATIONAL ASSOCIATION ND				2.55	921903	28-APR-2011 13:04 SERV	SHRED IT LOUISVILLE #423222	APR-2011
35,000	Other	US BANK NATIONAL ASSOCIATION ND				2.49	921902	28-APR-2011 13:04 SERV	SHRED IT LOUISVILLE #423222	APR-2011
35,001	Other	US BANK NATIONAL ASSOCIATION ND				2.37	580100	28-APR-2011 13:04 SERV	SHRED IT LOUISVILLE #423222	APR-2011
35,002	Other	US BANK NATIONAL ASSOCIATION ND				2.20	921903	28-APR-2011 13:04 SERV	SHRED IT LOUISVILLE #426456	APR-2011
35,003	Other	US BANK NATIONAL ASSOCIATION ND				1.98	560900	28-APR-2011 13:04 SERV	SHRED IT LOUISVILLE #419063	APR-2011
35,004	Other	US BANK NATIONAL ASSOCIATION ND				1.68	500900	28-APR-2011 13:04 SERV	SHRED IT LOUISVILLE #419063	APR-2011
35,005	Other	US BANK NATIONAL ASSOCIATION ND				1.56	921903	28-APR-2011 13:04 SERV	SHRED IT LOUISVILLE #423222	APR-2011
35,006	Other	US BANK NATIONAL ASSOCIATION ND				1.39	923100	28-APR-2011 13:04 SERV	SCANTRON CORPORATION #070923	APR-2011
35,007	Other	US BANK NATIONAL ASSOCIATION ND				0.12	560900	28-APR-2011 13:04 SERV	SHRED IT LOUISVILLE #423222	APR-2011
35,008	Other	US BANK NATIONAL ASSOCIATION ND				420.00	566900	28-AUG-2011 14:08 LUTL	ALARM BILLING SVCS #266357	SEP-2011
35,009	Other	US BANK NATIONAL ASSOCIATION ND				3,313.56	512100	28-DEC-2011 06:12 KUTL	AIRGAS MID AMERICA #337125	Dec-2011
35,010	Other	US BANK NATIONAL ASSOCIATION ND				2,019.33	588100	28-DEC-2011 06:12 KUTL	REPUBLIC SERVICES TRASH #340806	Dec-2011
35,011	Other	US BANK NATIONAL ASSOCIATION ND				1,286.42	935402	28-DEC-2011 06:12 KUTL	REPUBLIC SERVICES TRASH #335905	Dec-2011
35,012	Other	US BANK NATIONAL ASSOCIATION ND				1,106.25	506100	28-DEC-2011 06:12 KUTL	PREDICT INC #338388	Dec-2011
35,013	Other	US BANK NATIONAL ASSOCIATION ND				1,092.37	588100	28-DEC-2011 06:12 KUTL	UNIFORM&CAREER APPAREL #336606	Dec-2011
35,014	Other	US BANK NATIONAL ASSOCIATION ND				940.25	505100	28-DEC-2011 06:12 KUTL	AIRGAS MID AMERICA #337125	Dec-2011
35,015	Other	US BANK NATIONAL ASSOCIATION ND				830.00	566900	28-DEC-2011 06:12 KUTL	TRUCK AMERICA TRAINING #342919	Dec-2011
35,016	Other	US BANK NATIONAL ASSOCIATION ND				830.00	588100	28-DEC-2011 06:12 KUTL	TRUCK AMERICA TRAINING #342919	Dec-2011
35,017	Other	US BANK NATIONAL ASSOCIATION ND				735.76	921003	28-DEC-2011 06:12 KUTL	GENERAL SALES COMPANY #338073	Dec-2011
35,018	Other	US BANK NATIONAL ASSOCIATION ND				680.85	588100	28-DEC-2011 06:12 KUTL	REPUBLIC SERVICES TRASH #342901	Dec-2011
35,019	Other	US BANK NATIONAL ASSOCIATION ND				633.52	903003	28-DEC-2011 06:12 KUTL	ECO ELECTRIC #207608	Dec-2011
35,020	Other	US BANK NATIONAL ASSOCIATION ND				599.58	921003	28-DEC-2011 06:12 KUTL	REPUBLIC SERVICES TRASH #337463	Dec-2011
35,021	Other	US BANK NATIONAL ASSOCIATION ND				586.14	935402	28-DEC-2011 06:12 KUTL	FREEDOM WASTE #334874	Dec-2011
35,022	Other	US BANK NATIONAL ASSOCIATION ND				580.48	588100	28-DEC-2011 06:12 KUTL	SITEX CORPORATION #340129	Dec-2011
35,023	Other	US BANK NATIONAL ASSOCIATION ND				571.58	921003	28-DEC-2011 06:12 KUTL	OVERHEAD DOOR COMPANY LEX #338073	Dec-2011
35,024	Other	US BANK NATIONAL ASSOCIATION ND				535.98	921003	28-DEC-2011 06:12 KUTL	COZY-PROD 800-860-0473 #337521	Dec-2011
35,025	Other	US BANK NATIONAL ASSOCIATION ND				531.00	588100	28-DEC-2011 06:12 KUTL	LEXINGTON URGENT #339287	Dec-2011
35,026	Other	US BANK NATIONAL ASSOCIATION ND				500.00	506100	28-DEC-2011 06:12 KUTL	BLUEGRASS SEPTIC SERVICE #336234	Dec-2011
35,027	Other	US BANK NATIONAL ASSOCIATION ND				483.14	935402	28-DEC-2011 06:12 KUTL	MADISONVILLE DISPOSAL, LL #334874	Dec-2011
35,028	Other	US BANK NATIONAL ASSOCIATION ND				440.93	588100	28-DEC-2011 06:12 KUTL	REPUBLIC SERVICES TRASH #340129	Dec-2011

KENTUCKY UTILITIES COMPANY
Case No. 2012- 00221
Analysis of Professional Services Expenses For the Test Year

(A)	(B)	(C)	(D)	(E)	(F)	(G)	(H)	(I)		
Line No.	Type	Vendor	Rate Case	Audit	Other	Total	Account	Invoice	Description	Period
35,029	Other	US BANK NATIONAL ASSOCIATION ND				401.71	921003	28-DEC-2011 06:12 KUTL	GROTT LOCKSMITH CENTER #338073	Dec-2011
35,030	Other	US BANK NATIONAL ASSOCIATION ND				400.00	903003	28-DEC-2011 06:12 KUTL	CARROLL COUNTY MEMORIAL H #339550	Dec-2011
35,031	Other	US BANK NATIONAL ASSOCIATION ND				388.41	588100	28-DEC-2011 06:12 KUTL	WM EZPAY #343396	Dec-2011
35,032	Other	US BANK NATIONAL ASSOCIATION ND				356.30	573100	28-DEC-2011 06:12 KUTL	REPUBLIC SERVICES TRASH #340129	Dec-2011
35,033	Other	US BANK NATIONAL ASSOCIATION ND				303.20	583001	28-DEC-2011 06:12 KUTL	G&K SERVICES 262 #336960	Dec-2011
35,034	Other	US BANK NATIONAL ASSOCIATION ND				279.24	583001	28-DEC-2011 06:12 KUTL	WCI*WCI OF KENTUCKY #336960	Dec-2011
35,035	Other	US BANK NATIONAL ASSOCIATION ND				245.69	921003	28-DEC-2011 06:12 KUTL	NIXON POWER SERVICES CO #338073	Dec-2011
35,036	Other	US BANK NATIONAL ASSOCIATION ND				240.00	921003	28-DEC-2011 06:12 KUTL	OCCUPATIONAL MEDICINE CE #336606	Dec-2011
35,037	Other	US BANK NATIONAL ASSOCIATION ND				233.01	586100	28-DEC-2011 06:12 KUTL	UNIFORM&CAREER APPAREL #342901	Dec-2011
35,038	Other	US BANK NATIONAL ASSOCIATION ND				216.00	588100	28-DEC-2011 06:12 KUTL	LEXINGTON URGENT #340129	Dec-2011
35,039	Other	US BANK NATIONAL ASSOCIATION ND				196.70	921003	28-DEC-2011 06:12 KUTL	SITEX CORPORATION #339279	Dec-2011
35,040	Other	US BANK NATIONAL ASSOCIATION ND				155.35	588100	28-DEC-2011 06:12 KUTL	UNIFORM&CAREER APPAREL #342901	Dec-2011
35,041	Other	US BANK NATIONAL ASSOCIATION ND				151.96	586100	28-DEC-2011 06:12 KUTL	ADT*SECURITY SERVICES #337133	Dec-2011
35,042	Other	US BANK NATIONAL ASSOCIATION ND				147.50	586100	28-DEC-2011 06:12 KUTL	ADT*SECURITY SERVICES #337133	Dec-2011
35,043	Other	US BANK NATIONAL ASSOCIATION ND				147.49	902002	28-DEC-2011 06:12 KUTL	ADT*SECURITY SERVICES #337133	Dec-2011
35,044	Other	US BANK NATIONAL ASSOCIATION ND				136.64	588100	28-DEC-2011 06:12 KUTL	FANNON BROS TIRE INC #339105	Dec-2011
35,045	Other	US BANK NATIONAL ASSOCIATION ND				127.00	586100	28-DEC-2011 06:12 KUTL	LEXINGTON URGENT #342711	Dec-2011
35,046	Other	US BANK NATIONAL ASSOCIATION ND				96.16	583001	28-DEC-2011 06:12 KUTL	COYNE TEXTILE SERVICES #341507	Dec-2011
35,047	Other	US BANK NATIONAL ASSOCIATION ND				88.00	588100	28-DEC-2011 06:12 KUTL	LEXINGTON URGENT #267199	Dec-2011
35,048	Other	US BANK NATIONAL ASSOCIATION ND				84.65	573100	28-DEC-2011 06:12 KUTL	REPUBLIC SERVICES TRASH #340129	Dec-2011
35,049	Other	US BANK NATIONAL ASSOCIATION ND				67.00	588100	28-DEC-2011 06:12 KUTL	KENTUCKY BACK CENTER INC #336382	Dec-2011
35,050	Other	US BANK NATIONAL ASSOCIATION ND				65.17	583001	28-DEC-2011 06:12 KUTL	TWC*TIMEWARNERCBLE #341507	Dec-2011
35,051	Other	US BANK NATIONAL ASSOCIATION ND				63.87	583001	28-DEC-2011 06:12 KUTL	ORKIN #496 #336960	Dec-2011
35,052	Other	US BANK NATIONAL ASSOCIATION ND				50.00	588100	28-DEC-2011 06:12 KUTL	OCCUPATIONAL MEDICINE CE #267199	Dec-2011
35,053	Other	US BANK NATIONAL ASSOCIATION ND				48.00	583001	28-DEC-2011 06:12 KUTL	ORKIN PEST CONTROL #341507	Dec-2011
35,054	Other	US BANK NATIONAL ASSOCIATION ND				47.00	588100	28-DEC-2011 06:12 KUTL	PORTMAN #342919	Dec-2011
35,055	Other	US BANK NATIONAL ASSOCIATION ND				46.99	586100	28-DEC-2011 06:12 KUTL	PORTMAN #342919	Dec-2011
35,056	Other	US BANK NATIONAL ASSOCIATION ND				45.00	588100	28-DEC-2011 06:12 KUTL	SHRED IT LOUISVILLE #340962	Dec-2011
35,057	Other	US BANK NATIONAL ASSOCIATION ND				37.27	583001	28-DEC-2011 06:12 KUTL	MODERN DISTRIBUTORS INC W #341507	Dec-2011
35,058	Other	US BANK NATIONAL ASSOCIATION ND				36.00	586100	28-DEC-2011 06:12 KUTL	DR L WILLIAM ROBERTS MD #342711	Dec-2011
35,059	Other	US BANK NATIONAL ASSOCIATION ND				35.00	506100	28-DEC-2011 06:12 KUTL	LEXINGTON URGENT #338370	Dec-2011
35,060	Other	US BANK NATIONAL ASSOCIATION ND				31.80	935403	28-DEC-2011 06:12 KUTL	BARNEY MILLER'S #337505	Dec-2011
35,061	Other	US BANK NATIONAL ASSOCIATION ND				30.00	586100	28-DEC-2011 06:12 KUTL	BAPTIST COMMUNITY HEALTH #337141	Dec-2011
35,062	Other	US BANK NATIONAL ASSOCIATION ND				24.85	903003	28-DEC-2011 06:12 KUTL	TWC*TIMEWARNERCBLE #267074	Dec-2011
35,063	Other	US BANK NATIONAL ASSOCIATION ND				21.47	902002	28-DEC-2011 06:12 KUTL	SHRED IT LOUISVILLE #342729	Dec-2011
35,064	Other	US BANK NATIONAL ASSOCIATION ND				20.83	586100	28-DEC-2011 06:12 KUTL	SHRED IT LOUISVILLE #342729	Dec-2011
35,065	Other	US BANK NATIONAL ASSOCIATION ND				20.83	586100	28-DEC-2011 06:12 KUTL	SHRED IT LOUISVILLE #342729	Dec-2011
35,066	Other	US BANK NATIONAL ASSOCIATION ND				20.00	903003	28-DEC-2011 06:12 KUTL	RUMPKE CONSOLIDATED COMPA #340384	Dec-2011
35,067	Other	US BANK NATIONAL ASSOCIATION ND				17.16	506100	28-DEC-2011 06:12 KUTL	AIRGAS MID AMERICA #337125	Dec-2011
35,068	Other	US BANK NATIONAL ASSOCIATION ND				16.00	512100	28-DEC-2011 06:12 KUTL	EXPRESS WASH #339212	Dec-2011
35,069	Other	US BANK NATIONAL ASSOCIATION ND				15.32	583001	28-DEC-2011 06:12 KUTL	SOUTH KY RECC #341507	Dec-2011
35,070	Other	US BANK NATIONAL ASSOCIATION ND				14.56	935403	28-DEC-2011 06:12 KUTL	GRAYBAR ELECTRIC #337505	Dec-2011
35,071	Other	US BANK NATIONAL ASSOCIATION ND				12.00	506100	28-DEC-2011 06:12 KUTL	CAR EXPRESS WASH #335376	Dec-2011
35,072	Other	US BANK NATIONAL ASSOCIATION ND				12.00	566100	28-DEC-2011 06:12 KUTL	CAR EXPRESS WASH #340244	Dec-2011
35,073	Other	US BANK NATIONAL ASSOCIATION ND				10.00	512100	28-DEC-2011 06:12 KUTL	CCF CAR WASH #964282	Dec-2011
35,074	Other	US BANK NATIONAL ASSOCIATION ND				10.00	583001	28-DEC-2011 06:12 KUTL	BUYCRASH #341507	Dec-2011
35,075	Other	US BANK NATIONAL ASSOCIATION ND				12,296.25	921902	28-DEC-2011 06:12 LELLC	MASS PRODUCTION, INC. #466361	Feb-2012
35,076	Other	US BANK NATIONAL ASSOCIATION ND				12,296.25	580100	28-DEC-2011 06:12 LELLC	MASS PRODUCTION, INC. #466361	Feb-2012
35,077	Other	US BANK NATIONAL ASSOCIATION ND				11,919.00	923900	28-DEC-2011 06:12 SERV	OCCUPATIONAL PHYSICIANS S #418990	Dec-2011
35,078	Other	US BANK NATIONAL ASSOCIATION ND				3,711.00	923900	28-DEC-2011 06:12 SERV	OCCUPATIONAL PHYSICIANS S #418990	Dec-2011
35,079	Other	US BANK NATIONAL ASSOCIATION ND				3,359.81	903022	28-DEC-2011 06:12 SERV	ALLIANCEONE #2 #266258	Dec-2011
35,080	Other	US BANK NATIONAL ASSOCIATION ND				2,663.56	903022	28-DEC-2011 06:12 SERV	ALLIANCEONE #2 #340657	Dec-2011
35,081	Other	US BANK NATIONAL ASSOCIATION ND				2,641.00	923900	28-DEC-2011 06:12 SERV	CASHIERS OFFICE #419014	Dec-2011
35,082	Other	US BANK NATIONAL ASSOCIATION ND				2,526.45	908005	28-DEC-2011 06:12 SERV	FAYETTE HEATING & AIR CON #426019	Dec-2011
35,083	Other	US BANK NATIONAL ASSOCIATION ND				2,427.00	923900	28-DEC-2011 06:12 SERV	CASHIERS OFFICE #419014	Dec-2011
35,084	Other	US BANK NATIONAL ASSOCIATION ND				2,193.72	923100	28-DEC-2011 06:12 SERV	CANTEEN VENDINT74050600 #436158	Dec-2011
35,085	Other	US BANK NATIONAL ASSOCIATION ND				1,797.33	588100	28-DEC-2011 06:12 SERV	CHOCTAW-KAUL DISTRIBUT #423958	Dec-2011
35,086	Other	US BANK NATIONAL ASSOCIATION ND				1,723.80	588100	28-DEC-2011 06:12 SERV	HASTINGS FIBERGLASS PR #423958	Dec-2011
35,087	Other	US BANK NATIONAL ASSOCIATION ND				1,369.93	921003	28-DEC-2011 06:12 SERV	JOHNSON CONTROLS, SSNA #811509	Dec-2011
35,088	Other	US BANK NATIONAL ASSOCIATION ND				1,359.00	923900	28-DEC-2011 06:12 SERV	CARROLL COUNTY MEMORIAL H #418990	Dec-2011

KENTUCKY UTILITIES COMPANY
Case No. 2012- 00221
Analysis of Professional Services Expenses For the Test Year

(A)	(B)	(C)	(D)	(E)	(F)	(G)	(H)	(I)		
Line No.	Type	Vendor	Rate Case	Audit	Other	Total	Account	Invoice	Description	Period
35,089	Other	US BANK NATIONAL ASSOCIATION ND				1,207.32	903022	28-DEC-2011 06:12 SERV	LEXISNEXIS RISK MGT #340657	Dec-2011
35,090	Other	US BANK NATIONAL ASSOCIATION ND				1,006.20	905002	28-DEC-2011 06:12 SERV	SHRED IT LOUISVILLE #420475	Dec-2011
35,091	Other	US BANK NATIONAL ASSOCIATION ND				543.45	903022	28-DEC-2011 06:12 SERV	LEXISNEXIS RISK MGT #266258	Dec-2011
35,092	Other	US BANK NATIONAL ASSOCIATION ND				529.53	588100	28-DEC-2011 06:12 SERV	MICROBAC LABORATORIES #419667	Dec-2011
35,093	Other	US BANK NATIONAL ASSOCIATION ND				510.00	921902	28-DEC-2011 06:12 SERV	NATL DATA CENTERS #695019	Dec-2011
35,094	Other	US BANK NATIONAL ASSOCIATION ND				480.00	923900	28-DEC-2011 06:12 SERV	KC WELLNESS #419006	Dec-2011
35,095	Other	US BANK NATIONAL ASSOCIATION ND				427.00	903930	28-DEC-2011 06:12 SERV	OCCUPATIONAL PHYSICIANS S #419642	Dec-2011
35,096	Other	US BANK NATIONAL ASSOCIATION ND				424.97	580100	28-DEC-2011 06:12 SERV	EDISON ELECTRIC INST. #070923	Dec-2011
35,097	Other	US BANK NATIONAL ASSOCIATION ND				384.30	905002	28-DEC-2011 06:12 SERV	OCCUPATIONAL PHYSICIANS S #420467	Dec-2011
35,098	Other	US BANK NATIONAL ASSOCIATION ND				368.62	502900	28-DEC-2011 06:12 SERV	RUMPKE CONSOLIDATED COMPA #419667	Dec-2011
35,099	Other	US BANK NATIONAL ASSOCIATION ND				342.90	903930	28-DEC-2011 06:12 SERV	OCCUPATIONAL PHYSICIANS S #780380	Dec-2011
35,100	Other	US BANK NATIONAL ASSOCIATION ND				306.00	923900	28-DEC-2011 06:12 SERV	LEXINGTON URGENT #418990	Dec-2011
35,101	Other	US BANK NATIONAL ASSOCIATION ND				297.54	903030	28-DEC-2011 06:12 SERV	LEXINGTON URGENT #425672	Dec-2011
35,102	Other	US BANK NATIONAL ASSOCIATION ND				292.20	921003	28-DEC-2011 06:12 SERV	1107COURIERJRNNSCADV #419725	Dec-2011
35,103	Other	US BANK NATIONAL ASSOCIATION ND				257.50	908005	28-DEC-2011 06:12 SERV	RINGLER HEATING AND COOLI #426019	Dec-2011
35,104	Other	US BANK NATIONAL ASSOCIATION ND				230.37	921002	28-DEC-2011 06:12 SERV	VZWRLSS-IVR VN #420392	Dec-2011
35,105	Other	US BANK NATIONAL ASSOCIATION ND				210.93	580100	28-DEC-2011 06:12 SERV	EDISON ELECTRIC INST. #070923	Dec-2011
35,106	Other	US BANK NATIONAL ASSOCIATION ND				202.81	905002	28-DEC-2011 06:12 SERV	SMARTSHRED #0458 #420475	Dec-2011
35,107	Other	US BANK NATIONAL ASSOCIATION ND				193.82	921003	28-DEC-2011 06:12 SERV	KWANTEK #419725	Dec-2011
35,108	Other	US BANK NATIONAL ASSOCIATION ND				193.50	500900	28-DEC-2011 06:12 SERV	OCCUPATIONAL PHYSICIANS S #425540	Dec-2011
35,109	Other	US BANK NATIONAL ASSOCIATION ND				181.90	903930	28-DEC-2011 06:12 SERV	SHRED IT LOUISVILLE #755010	Dec-2011
35,110	Other	US BANK NATIONAL ASSOCIATION ND				180.32	502900	28-DEC-2011 06:12 SERV	SPIRIT SERVICES CO. #419667	Dec-2011
35,111	Other	US BANK NATIONAL ASSOCIATION ND				170.61	588900	28-DEC-2011 06:12 SERV	EDISON ELECTRIC INST. #070923	Dec-2011
35,112	Other	US BANK NATIONAL ASSOCIATION ND				147.00	923900	28-DEC-2011 06:12 SERV	LEXINGTON URGENT #418990	Dec-2011
35,113	Other	US BANK NATIONAL ASSOCIATION ND				142.55	903022	28-DEC-2011 06:12 SERV	CREDIT CLEARING HOUSE OF #340657	Dec-2011
35,114	Other	US BANK NATIONAL ASSOCIATION ND				131.50	921003	28-DEC-2011 06:12 SERV	OCCUPATIONAL PHYSICIANS S #421655	Dec-2011
35,115	Other	US BANK NATIONAL ASSOCIATION ND				113.10	561190	28-DEC-2011 06:12 SERV	OCCUPATIONAL PHYSICIANS S #424337	Dec-2011
35,116	Other	US BANK NATIONAL ASSOCIATION ND				111.28	905002	28-DEC-2011 06:12 SERV	SHRED IT-NASHVILLE #420475	Dec-2011
35,117	Other	US BANK NATIONAL ASSOCIATION ND				110.70	921902	28-DEC-2011 06:12 SERV	OCCUPATIONAL PHYSICIANS S #418354	Dec-2011
35,118	Other	US BANK NATIONAL ASSOCIATION ND				97.60	903906	28-DEC-2011 06:12 SERV	OCCUPATIONAL PHYSICIANS S #601486	Dec-2011
35,119	Other	US BANK NATIONAL ASSOCIATION ND				93.06	580100	28-DEC-2011 06:12 SERV	EDISON ELECTRIC INST. #070923	Dec-2011
35,120	Other	US BANK NATIONAL ASSOCIATION ND				90.00	905002	28-DEC-2011 06:12 SERV	SOUTHWEST SANITATION #420475	Dec-2011
35,121	Other	US BANK NATIONAL ASSOCIATION ND				81.00	923900	28-DEC-2011 06:12 SERV	SECURITAS EOC #419014	Dec-2011
35,122	Other	US BANK NATIONAL ASSOCIATION ND				75.00	506100	28-DEC-2011 06:12 SERV	CARROLL COUNTY MEMORIAL H #418990	Dec-2011
35,123	Other	US BANK NATIONAL ASSOCIATION ND				73.44	921902	28-DEC-2011 06:12 SERV	OCCUPATIONAL PHYSICIANS S #305220	Dec-2011
35,124	Other	US BANK NATIONAL ASSOCIATION ND				63.00	905002	28-DEC-2011 06:12 SERV	LEXINGTON URGENT #420467	Dec-2011
35,125	Other	US BANK NATIONAL ASSOCIATION ND				60.00	903022	28-DEC-2011 06:12 SERV	OCCUPATIONAL PHYSICIANS S #340657	Dec-2011
35,126	Other	US BANK NATIONAL ASSOCIATION ND				54.00	903930	28-DEC-2011 06:12 SERV	SHRED-IT KNOXVILLE #755010	Dec-2011
35,127	Other	US BANK NATIONAL ASSOCIATION ND				53.82	903022	28-DEC-2011 06:12 SERV	EXPERIAN #340657	Dec-2011
35,128	Other	US BANK NATIONAL ASSOCIATION ND				52.61	923900	28-DEC-2011 06:12 SERV	SHRED IT LOUISVILLE #426779	Dec-2011
35,129	Other	US BANK NATIONAL ASSOCIATION ND				50.76	903930	28-DEC-2011 06:12 SERV	LEXINGTON URGENT #780380	Dec-2011
35,130	Other	US BANK NATIONAL ASSOCIATION ND				47.50	903001	28-DEC-2011 06:12 SERV	BG MAILING #424550	Dec-2011
35,131	Other	US BANK NATIONAL ASSOCIATION ND				45.00	588100	28-DEC-2011 06:12 SERV	SHRED IT LOUISVILLE #425219	Dec-2011
35,132	Other	US BANK NATIONAL ASSOCIATION ND				39.65	570100	28-DEC-2011 06:12 SERV	OCCUPATIONAL PHYSICIANS S #423735	Dec-2011
35,133	Other	US BANK NATIONAL ASSOCIATION ND				39.65	561590	28-DEC-2011 06:12 SERV	OCCUPATIONAL PHYSICIANS S #424352	Dec-2011
35,134	Other	US BANK NATIONAL ASSOCIATION ND				36.72	921902	28-DEC-2011 06:12 SERV	OCCUPATIONAL PHYSICIANS S #420665	Dec-2011
35,135	Other	US BANK NATIONAL ASSOCIATION ND				36.72	501990	28-DEC-2011 06:12 SERV	OCCUPATIONAL PHYSICIANS S #423198	Dec-2011
35,136	Other	US BANK NATIONAL ASSOCIATION ND				36.00	908005	28-DEC-2011 06:12 SERV	OCCUPATIONAL PHYSICIANS S #422554	Dec-2011
35,137	Other	US BANK NATIONAL ASSOCIATION ND				36.00	908005	28-DEC-2011 06:12 SERV	OCCUPATIONAL PHYSICIANS S #422554	Dec-2011
35,138	Other	US BANK NATIONAL ASSOCIATION ND				36.00	921903	28-DEC-2011 06:12 SERV	OCCUPATIONAL PHYSICIANS S #422554	Dec-2011
35,139	Other	US BANK NATIONAL ASSOCIATION ND				35.38	556900	28-DEC-2011 06:12 SERV	OCCUPATIONAL PHYSICIANS S #420665	Dec-2011
35,140	Other	US BANK NATIONAL ASSOCIATION ND				32.94	921902	28-DEC-2011 06:12 SERV	OCCUPATIONAL PHYSICIANS S #421374	Dec-2011
35,141	Other	US BANK NATIONAL ASSOCIATION ND				32.33	921903	28-DEC-2011 06:12 SERV	OCCUPATIONAL PHYSICIANS S #435316	Dec-2011
35,142	Other	US BANK NATIONAL ASSOCIATION ND				31.73	923100	28-DEC-2011 06:12 SERV	VALIDEX #413536	Dec-2011
35,143	Other	US BANK NATIONAL ASSOCIATION ND				30.80	921903	28-DEC-2011 06:12 SERV	OCCUPATIONAL PHYSICIANS S #419832	Dec-2011
35,144	Other	US BANK NATIONAL ASSOCIATION ND				30.80	921903	28-DEC-2011 06:12 SERV	OCCUPATIONAL PHYSICIANS S #353279	Dec-2011
35,145	Other	US BANK NATIONAL ASSOCIATION ND				30.50	908901	28-DEC-2011 06:12 SERV	OCCUPATIONAL PHYSICIANS S #426159	Dec-2011
35,146	Other	US BANK NATIONAL ASSOCIATION ND				30.50	923900	28-DEC-2011 06:12 SERV	OCCUPATIONAL PHYSICIANS S #419030	Dec-2011
35,147	Other	US BANK NATIONAL ASSOCIATION ND				30.25	921903	28-DEC-2011 06:12 SERV	OCCUPATIONAL PHYSICIANS S #424071	Dec-2011
35,148	Other	US BANK NATIONAL ASSOCIATION ND				29.06	901001	28-DEC-2011 06:12 SERV	OCCUPATIONAL PHYSICIANS S #421622	Dec-2011

KENTUCKY UTILITIES COMPANY
Case No. 2012- 00221
Analysis of Professional Services Expenses For the Test Year

(A)	(B)	(C)	(D)	(E)	(F)	(G)	(H)	(I)		
Line No.	Type	Vendor	Rate Case	Audit	Other	Total	Account	Invoice	Description	Period
35,149	Other	US BANK NATIONAL ASSOCIATION ND				27.45	921902	28-DEC-2011 06:12 SERV	OCCUPATIONAL PHYSICIANS S #426373	Dec-2011
35,150	Other	US BANK NATIONAL ASSOCIATION ND				26.00	921902	28-DEC-2011 06:12 SERV	OCCUPATIONAL PHYSICIANS S #422885	Dec-2011
35,151	Other	US BANK NATIONAL ASSOCIATION ND				25.48	921903	28-DEC-2011 06:12 SERV	OCCUPATIONAL PHYSICIANS S #350341	Dec-2011
35,152	Other	US BANK NATIONAL ASSOCIATION ND				24.40	588100	28-DEC-2011 06:12 SERV	OCCUPATIONAL PHYSICIANS S #422141	Dec-2011
35,153	Other	US BANK NATIONAL ASSOCIATION ND				21.82	921903	28-DEC-2011 06:12 SERV	LEXINGTON URGENT #424071	Dec-2011
35,154	Other	US BANK NATIONAL ASSOCIATION ND				19.52	500900	28-DEC-2011 06:12 SERV	SHRED IT LOUISVILLE #425532	Dec-2011
35,155	Other	US BANK NATIONAL ASSOCIATION ND				18.91	921902	28-DEC-2011 06:12 SERV	OCCUPATIONAL PHYSICIANS S #422885	Dec-2011
35,156	Other	US BANK NATIONAL ASSOCIATION ND				17.01	923100	28-DEC-2011 06:12 SERV	VZWRLLS*IVR VN #420392	Dec-2011
35,157	Other	US BANK NATIONAL ASSOCIATION ND				15.49	566900	28-DEC-2011 06:12 SERV	OCCUPATIONAL PHYSICIANS S #671390	Dec-2011
35,158	Other	US BANK NATIONAL ASSOCIATION ND				15.00	580100	28-DEC-2011 06:12 SERV	OCCUPATIONAL PHYSICIANS S #424949	Dec-2011
35,159	Other	US BANK NATIONAL ASSOCIATION ND				14.98	903022	28-DEC-2011 06:12 SERV	SHRED IT LOUISVILLE #266225	Dec-2011
35,160	Other	US BANK NATIONAL ASSOCIATION ND				14.98	903022	28-DEC-2011 06:12 SERV	SHRED IT LOUISVILLE #340657	Dec-2011
35,161	Other	US BANK NATIONAL ASSOCIATION ND				14.98	921902	28-DEC-2011 06:12 SERV	SHRED IT LOUISVILLE #418669	Dec-2011
35,162	Other	US BANK NATIONAL ASSOCIATION ND				11.41	566900	28-DEC-2011 06:12 SERV	SHRED IT LOUISVILLE #671390	Dec-2011
35,163	Other	US BANK NATIONAL ASSOCIATION ND				10.95	923900	28-DEC-2011 06:12 SERV	SHRED IT LOUISVILLE #424857	Dec-2011
35,164	Other	US BANK NATIONAL ASSOCIATION ND				10.48	921903	28-DEC-2011 06:12 SERV	SHRED IT LOUISVILLE #426456	Dec-2011
35,165	Other	US BANK NATIONAL ASSOCIATION ND				10.06	921902	28-DEC-2011 06:12 SERV	OCCUPATIONAL PHYSICIANS S #671390	Dec-2011
35,166	Other	US BANK NATIONAL ASSOCIATION ND				9.58	921902	28-DEC-2011 06:12 SERV	SHRED IT LOUISVILLE #421374	Dec-2011
35,167	Other	US BANK NATIONAL ASSOCIATION ND				9.57	903936	28-DEC-2011 06:12 SERV	SHRED IT LOUISVILLE #425862	Dec-2011
35,168	Other	US BANK NATIONAL ASSOCIATION ND				9.36	921002	28-DEC-2011 06:12 SERV	OCCUPATIONAL PHYSICIANS S #419519	Dec-2011
35,169	Other	US BANK NATIONAL ASSOCIATION ND				8.84	921002	28-DEC-2011 06:12 SERV	OCCUPATIONAL PHYSICIANS S #419519	Dec-2011
35,170	Other	US BANK NATIONAL ASSOCIATION ND				8.65	903022	28-DEC-2011 06:12 SERV	EXPERIAN #266258	Dec-2011
35,171	Other	US BANK NATIONAL ASSOCIATION ND				8.08	923900	28-DEC-2011 06:12 SERV	SHRED IT LOUISVILLE #418354	Dec-2011
35,172	Other	US BANK NATIONAL ASSOCIATION ND				7.79	923100	28-DEC-2011 06:12 SERV	EDISON ELECTRIC INST. #070923	Dec-2011
35,173	Other	US BANK NATIONAL ASSOCIATION ND				7.78	923900	28-DEC-2011 06:12 SERV	SHRED IT LOUISVILLE #420574	Dec-2011
35,174	Other	US BANK NATIONAL ASSOCIATION ND				7.52	921903	28-DEC-2011 06:12 SERV	SHRED IT LOUISVILLE #266506	Dec-2011
35,175	Other	US BANK NATIONAL ASSOCIATION ND				7.48	921903	28-DEC-2011 06:12 SERV	SHRED IT LOUISVILLE #422554	Dec-2011
35,176	Other	US BANK NATIONAL ASSOCIATION ND				7.44	921903	28-DEC-2011 06:12 SERV	SHRED IT LOUISVILLE #419956	Dec-2011
35,177	Other	US BANK NATIONAL ASSOCIATION ND				7.41	921902	28-DEC-2011 06:12 SERV	SHRED IT LOUISVILLE #671390	Dec-2011
35,178	Other	US BANK NATIONAL ASSOCIATION ND				7.41	921903	28-DEC-2011 06:12 SERV	SHRED IT LOUISVILLE #419956	Dec-2011
35,179	Other	US BANK NATIONAL ASSOCIATION ND				4.49	921903	28-DEC-2011 06:12 SERV	SHRED IT LOUISVILLE #426456	Dec-2011
35,180	Other	US BANK NATIONAL ASSOCIATION ND				3.64	921002	28-DEC-2011 06:12 SERV	OCCUPATIONAL PHYSICIANS S #419519	Dec-2011
35,181	Other	US BANK NATIONAL ASSOCIATION ND				3.58	921902	28-DEC-2011 06:12 SERV	SHRED IT LOUISVILLE #419543	Dec-2011
35,182	Other	US BANK NATIONAL ASSOCIATION ND				3.58	500900	28-DEC-2011 06:12 SERV	SHRED IT LOUISVILLE #423222	Dec-2011
35,183	Other	US BANK NATIONAL ASSOCIATION ND				3.42	921902	28-DEC-2011 06:12 SERV	SHRED IT LOUISVILLE #419063	Dec-2011
35,184	Other	US BANK NATIONAL ASSOCIATION ND				3.35	921902	28-DEC-2011 06:12 SERV	OCCUPATIONAL PHYSICIANS S #671390	Dec-2011
35,185	Other	US BANK NATIONAL ASSOCIATION ND				3.28	921902	28-DEC-2011 06:12 SERV	SHRED IT LOUISVILLE #419543	Dec-2011
35,186	Other	US BANK NATIONAL ASSOCIATION ND				2.47	921902	28-DEC-2011 06:12 SERV	SHRED IT LOUISVILLE #671390	Dec-2011
35,187	Other	US BANK NATIONAL ASSOCIATION ND				2.38	923900	28-DEC-2011 06:12 SERV	SHRED IT LOUISVILLE #419063	Dec-2011
35,188	Other	US BANK NATIONAL ASSOCIATION ND				2.28	921002	28-DEC-2011 06:12 SERV	SHRED IT LOUISVILLE #419543	Dec-2011
35,189	Other	US BANK NATIONAL ASSOCIATION ND				2.28	923900	28-DEC-2011 06:12 SERV	SHRED IT LOUISVILLE #419063	Dec-2011
35,190	Other	US BANK NATIONAL ASSOCIATION ND				2.24	921902	28-DEC-2011 06:12 SERV	SHRED IT LOUISVILLE #419063	Dec-2011
35,191	Other	US BANK NATIONAL ASSOCIATION ND				2.14	921002	28-DEC-2011 06:12 SERV	SHRED IT LOUISVILLE #419543	Dec-2011
35,192	Other	US BANK NATIONAL ASSOCIATION ND				2.14	921002	28-DEC-2011 06:12 SERV	SHRED IT LOUISVILLE #419543	Dec-2011
35,193	Other	US BANK NATIONAL ASSOCIATION ND				2.01	921902	28-DEC-2011 06:12 SERV	OCCUPATIONAL PHYSICIANS S #671390	Dec-2011
35,194	Other	US BANK NATIONAL ASSOCIATION ND				2.01	921902	28-DEC-2011 06:12 SERV	OCCUPATIONAL PHYSICIANS S #671390	Dec-2011
35,195	Other	US BANK NATIONAL ASSOCIATION ND				1.96	500900	28-DEC-2011 06:12 SERV	SHRED IT LOUISVILLE #423222	Dec-2011
35,196	Other	US BANK NATIONAL ASSOCIATION ND				1.84	921903	28-DEC-2011 06:12 SERV	SHRED IT LOUISVILLE #423222	Dec-2011
35,197	Other	US BANK NATIONAL ASSOCIATION ND				1.70	921903	28-DEC-2011 06:12 SERV	SHRED IT LOUISVILLE #423222	Dec-2011
35,198	Other	US BANK NATIONAL ASSOCIATION ND				1.66	921902	28-DEC-2011 06:12 SERV	SHRED IT LOUISVILLE #423222	Dec-2011
35,199	Other	US BANK NATIONAL ASSOCIATION ND				1.58	580100	28-DEC-2011 06:12 SERV	SHRED IT LOUISVILLE #423222	Dec-2011
35,200	Other	US BANK NATIONAL ASSOCIATION ND				1.48	921902	28-DEC-2011 06:12 SERV	SHRED IT LOUISVILLE #671390	Dec-2011
35,201	Other	US BANK NATIONAL ASSOCIATION ND				1.48	921902	28-DEC-2011 06:12 SERV	SHRED IT LOUISVILLE #671390	Dec-2011
35,202	Other	US BANK NATIONAL ASSOCIATION ND				1.32	560900	28-DEC-2011 06:12 SERV	SHRED IT LOUISVILLE #419063	Dec-2011
35,203	Other	US BANK NATIONAL ASSOCIATION ND				1.12	500900	28-DEC-2011 06:12 SERV	SHRED IT LOUISVILLE #419063	Dec-2011
35,204	Other	US BANK NATIONAL ASSOCIATION ND				1.04	921903	28-DEC-2011 06:12 SERV	SHRED IT LOUISVILLE #423222	Dec-2011
35,205	Other	US BANK NATIONAL ASSOCIATION ND				0.08	560900	28-DEC-2011 06:12 SERV	SHRED IT LOUISVILLE #423222	Dec-2011
35,206	Other	US BANK NATIONAL ASSOCIATION ND				8.08	923900	28-FEB-2011 07:02 SERV	SHRED IT LOUISVILLE #418354	SEP-2011
35,207	Other	US BANK NATIONAL ASSOCIATION ND				(6.74)	921902	28-FEB-2011 07:02 SERV	SHRED IT LOUISVILLE #418354	SEP-2011
35,208	Other	US BANK NATIONAL ASSOCIATION ND				(6,056.40)	923900	28-MAR-2011 06:03 SERV	KC WELLNESS #419006	MAY-2011

KENTUCKY UTILITIES COMPANY
Case No. 2012- 00221
Analysis of Professional Services Expenses For the Test Year

(A)	(B)	(C)	(D)	(E)	(F)	(G)	(H)	(I)		
Line No.	Type	Vendor	Rate Case	Audit	Other	Total	Account	Invoice	Description	Period
35,209	Other	US BANK NATIONAL ASSOCIATION ND				5,541.00	923900	28-MAR-2011 06:03 SERV	KC WELLNESS #419006	MAY-2011
35,210	Other	US BANK NATIONAL ASSOCIATION ND				514.00	923900	28-MAR-2011 06:03 SERV	KC WELLNESS #419006	MAY-2011
35,211	Other	US BANK NATIONAL ASSOCIATION ND				1.34	923900	28-MAR-2011 06:03 SERV	SHRED IT LOUISVILLE #418354	SEP-2011
35,212	Other	US BANK NATIONAL ASSOCIATION ND				128.53	570100	28-MAR-2011 08:03 KUTL	HVB AE POWER SYSTEMS INC #341424	MAY-2011
35,213	Other	US BANK NATIONAL ASSOCIATION ND				3,407.50	512100	28-MAR-2012 06:03 KUTL	AIRGAS SOUTH #337125	MAR-2012
35,214	Other	US BANK NATIONAL ASSOCIATION ND				2,414.71	588100	28-MAR-2012 06:03 KUTL	WM EZPAY #343396	MAR-2012
35,215	Other	US BANK NATIONAL ASSOCIATION ND				1,773.04	588100	28-MAR-2012 06:03 KUTL	REPUBLIC SERVICES TRASH #340806	MAR-2012
35,216	Other	US BANK NATIONAL ASSOCIATION ND				1,596.80	506100	28-MAR-2012 06:03 KUTL	LEXINGTON FIRE EXTIN #336234	MAR-2012
35,217	Other	US BANK NATIONAL ASSOCIATION ND				1,366.20	588100	28-MAR-2012 06:03 KUTL	FIRST AMERICA TRUCK WASH #267173	MAR-2012
35,218	Other	US BANK NATIONAL ASSOCIATION ND				1,353.50	506100	28-MAR-2012 06:03 KUTL	PREDICT INC #338388	MAR-2012
35,219	Other	US BANK NATIONAL ASSOCIATION ND				1,247.62	921003	28-MAR-2012 06:03 KUTL	CANTEEN VENDIN74050600 #337521	MAR-2012
35,220	Other	US BANK NATIONAL ASSOCIATION ND				1,085.82	935402	28-MAR-2012 06:03 KUTL	REPUBLIC SERVICES TRASH #335905	MAR-2012
35,221	Other	US BANK NATIONAL ASSOCIATION ND				931.21	505100	28-MAR-2012 06:03 KUTL	AIRGAS SOUTH #337125	MAR-2012
35,222	Other	US BANK NATIONAL ASSOCIATION ND				764.60	583001	28-MAR-2012 06:03 KUTL	DAY FIRE & SAFETY #336960	MAR-2012
35,223	Other	US BANK NATIONAL ASSOCIATION ND				690.70	588100	28-MAR-2012 06:03 KUTL	REPUBLIC SERVICES TRASH #342901	MAR-2012
35,224	Other	US BANK NATIONAL ASSOCIATION ND				613.54	935402	28-MAR-2012 06:03 KUTL	FREEDOM WASTE #334874	MAR-2012
35,225	Other	US BANK NATIONAL ASSOCIATION ND				605.54	921003	28-MAR-2012 06:03 KUTL	REPUBLIC SERVICES TRASH #337463	MAR-2012
35,226	Other	US BANK NATIONAL ASSOCIATION ND				578.17	921003	28-MAR-2012 06:03 KUTL	GENERAL SALES COMPANY #338073	MAR-2012
35,227	Other	US BANK NATIONAL ASSOCIATION ND				523.42	935402	28-MAR-2012 06:03 KUTL	MADISONVILLE DISPOSAL, LL #334874	MAR-2012
35,228	Other	US BANK NATIONAL ASSOCIATION ND				400.00	903003	28-MAR-2012 06:03 KUTL	CARROLL COUNTY MEMORIAL H #339550	MAR-2012
35,229	Other	US BANK NATIONAL ASSOCIATION ND				334.89	935402	28-MAR-2012 06:03 KUTL	TRI COUNTY WASTE INC #335905	MAR-2012
35,230	Other	US BANK NATIONAL ASSOCIATION ND				318.00	588100	28-MAR-2012 06:03 KUTL	LEXINGTON URGENT #339287	MAR-2012
35,231	Other	US BANK NATIONAL ASSOCIATION ND				311.70	506100	28-MAR-2012 06:03 KUTL	UNIFORM&CAREER APPAREL #660186	MAR-2012
35,232	Other	US BANK NATIONAL ASSOCIATION ND				305.00	506100	28-MAR-2012 06:03 KUTL	OCCUPATIONAL PHYSICIANS S #338370	MAR-2012
35,233	Other	US BANK NATIONAL ASSOCIATION ND				288.76	583001	28-MAR-2012 06:03 KUTL	WCI/WCI OF KENTUCKY #336960	MAR-2012
35,234	Other	US BANK NATIONAL ASSOCIATION ND				257.68	583001	28-MAR-2012 06:03 KUTL	G&K SERVICES 262 #336960	MAR-2012
35,235	Other	US BANK NATIONAL ASSOCIATION ND				231.90	586100	28-MAR-2012 06:03 KUTL	UNIFORM&CAREER APPAREL #342901	MAR-2012
35,236	Other	US BANK NATIONAL ASSOCIATION ND				169.07	921003	28-MAR-2012 06:03 KUTL	S & J LIGHTING #337521	MAR-2012
35,237	Other	US BANK NATIONAL ASSOCIATION ND				154.59	588100	28-MAR-2012 06:03 KUTL	UNIFORM&CAREER APPAREL #342901	MAR-2012
35,238	Other	US BANK NATIONAL ASSOCIATION ND				149.00	583001	28-MAR-2012 06:03 KUTL	A LOCK #341507	MAR-2012
35,239	Other	US BANK NATIONAL ASSOCIATION ND				142.97	553100	28-MAR-2012 06:03 KUTL	LEXINGTON FIRE EXTIN #336077	MAR-2012
35,240	Other	US BANK NATIONAL ASSOCIATION ND				127.00	586100	28-MAR-2012 06:03 KUTL	LEXINGTON URGENT #342711	MAR-2012
35,241	Other	US BANK NATIONAL ASSOCIATION ND				125.00	583001	28-MAR-2012 06:03 KUTL	FAMILY PHYSICIANS ASSO #341044	MAR-2012
35,242	Other	US BANK NATIONAL ASSOCIATION ND				102.88	583001	28-MAR-2012 06:03 KUTL	COYNE TEXTILE SERVICES #341507	MAR-2012
35,243	Other	US BANK NATIONAL ASSOCIATION ND				97.13	902002	28-MAR-2012 06:03 KUTL	SHRED IT LOUISVILLE #342729	MAR-2012
35,244	Other	US BANK NATIONAL ASSOCIATION ND				85.49	573100	28-MAR-2012 06:03 KUTL	REPUBLIC SERVICES TRASH #340129	MAR-2012
35,245	Other	US BANK NATIONAL ASSOCIATION ND				85.49	588100	28-MAR-2012 06:03 KUTL	REPUBLIC SERVICES TRASH #340129	MAR-2012
35,246	Other	US BANK NATIONAL ASSOCIATION ND				80.19	583001	28-MAR-2012 06:03 KUTL	MODERN DISTRIBUTORS INC W #341507	MAR-2012
35,247	Other	US BANK NATIONAL ASSOCIATION ND				80.00	593004	28-MAR-2012 06:03 KUTL	LEXINGTON URGENT #340335	MAR-2012
35,248	Other	US BANK NATIONAL ASSOCIATION ND				65.15	583001	28-MAR-2012 06:03 KUTL	TWC-TIMEWARNERCBLE #341507	MAR-2012
35,249	Other	US BANK NATIONAL ASSOCIATION ND				65.00	506100	28-MAR-2012 06:03 KUTL	KORT LOUISVILLE #338370	MAR-2012
35,250	Other	US BANK NATIONAL ASSOCIATION ND				63.87	583001	28-MAR-2012 06:03 KUTL	ORKIN #496 #336960	MAR-2012
35,251	Other	US BANK NATIONAL ASSOCIATION ND				50.00	588100	28-MAR-2012 06:03 KUTL	RRC & CO LLC #340376	MAR-2012
35,252	Other	US BANK NATIONAL ASSOCIATION ND				48.00	583001	28-MAR-2012 06:03 KUTL	ORKIN PEST CONTROL #341507	MAR-2012
35,253	Other	US BANK NATIONAL ASSOCIATION ND				47.00	506100	28-MAR-2012 06:03 KUTL	LEXINGTON URGENT #843329	MAR-2012
35,254	Other	US BANK NATIONAL ASSOCIATION ND				39.00	506100	28-MAR-2012 06:03 KUTL	MS COMMUNITY HEALTH LLC #843329	MAR-2012
35,255	Other	US BANK NATIONAL ASSOCIATION ND				36.00	566100	28-MAR-2012 06:03 KUTL	CAR EXPRESS WASH #338487	MAR-2012
35,256	Other	US BANK NATIONAL ASSOCIATION ND				35.00	506100	28-MAR-2012 06:03 KUTL	LEXINGTON URGENT #338370	MAR-2012
35,257	Other	US BANK NATIONAL ASSOCIATION ND				35.00	588100	28-MAR-2012 06:03 KUTL	LEXINGTON URGENT #334908	MAR-2012
35,258	Other	US BANK NATIONAL ASSOCIATION ND				30.00	506100	28-MAR-2012 06:03 KUTL	OCCUPATIONAL PHYSICIANS S #843329	MAR-2012
35,259	Other	US BANK NATIONAL ASSOCIATION ND				30.00	598100	28-MAR-2012 06:03 KUTL	PREMIER TERMITE AND PEST #336606	MAR-2012
35,260	Other	US BANK NATIONAL ASSOCIATION ND				27.33	588100	28-MAR-2012 06:03 KUTL	NAPA STORE 0448346 #336705	MAR-2012
35,261	Other	US BANK NATIONAL ASSOCIATION ND				24.85	903003	28-MAR-2012 06:03 KUTL	TWC-TIMEWARNERCBLE #267074	MAR-2012
35,262	Other	US BANK NATIONAL ASSOCIATION ND				24.00	588100	28-MAR-2012 06:03 KUTL	CLASSY CHASSY CAR WASH #459265	MAR-2012
35,263	Other	US BANK NATIONAL ASSOCIATION ND				20.00	588100	28-MAR-2012 06:03 KUTL	EPHRAIM MCDOWELL REGIONA #342919	MAR-2012
35,264	Other	US BANK NATIONAL ASSOCIATION ND				19.99	921003	28-MAR-2012 06:03 KUTL	CLEAN SWEEP CAR WASH #337521	MAR-2012
35,265	Other	US BANK NATIONAL ASSOCIATION ND				19.92	903003	28-MAR-2012 06:03 KUTL	RUMPKE CONSOLIDATED COMPA #340384	MAR-2012
35,266	Other	US BANK NATIONAL ASSOCIATION ND				17.73	506100	28-MAR-2012 06:03 KUTL	AIRGAS SOUTH #337125	MAR-2012
35,267	Other	US BANK NATIONAL ASSOCIATION ND				12.00	566100	28-MAR-2012 06:03 KUTL	LAGRANGE AUTO BATH #335335	MAR-2012
35,268	Other	US BANK NATIONAL ASSOCIATION ND				9.00	588100	28-MAR-2012 06:03 KUTL	CLASSY CHASSY CAR WASH #338966	MAR-2012

KENTUCKY UTILITIES COMPANY
Case No. 2012- 00221
Analysis of Professional Services Expenses For the Test Year

(A)	(B)	(C)	(D)	(E)	(F)	(G)	(H)	(I)		
Line No.	Type	Vendor	Rate Case	Audit	Other	Total	Account	Invoice	Description	Period
35,269	Other	US BANK NATIONAL ASSOCIATION ND				5.37	902002	28-MAR-2012 06:03 KUTL	AMERICAN WATER #340129	MAR-2012
35,270	Other	US BANK NATIONAL ASSOCIATION ND				5.37	586100	28-MAR-2012 06:03 KUTL	AMERICAN WATER #340129	MAR-2012
35,271	Other	US BANK NATIONAL ASSOCIATION ND				5.37	586100	28-MAR-2012 06:03 KUTL	AMERICAN WATER #340129	MAR-2012
35,272	Other	US BANK NATIONAL ASSOCIATION ND				3.77	588100	28-MAR-2012 06:03 KUTL	FISHER AUTO PARTS 401 #340376	MAR-2012
35,273	Other	US BANK NATIONAL ASSOCIATION ND				22,044.00	923900	28-MAR-2012 07:03 SERV	KC WELLNESS #419006	MAR-2012
35,274	Other	US BANK NATIONAL ASSOCIATION ND				9,051.71	923100	28-MAR-2012 07:03 SERV	AVI FOODSYSTEMS IN Q51 #436158	MAR-2012
35,275	Other	US BANK NATIONAL ASSOCIATION ND				7,070.09	903022	28-MAR-2012 07:03 SERV	ALLIANCEONE #2 #266258	MAR-2012
35,276	Other	US BANK NATIONAL ASSOCIATION ND				3,542.61	903022	28-MAR-2012 07:03 SERV	ALLIANCEONE #2 #340657	MAR-2012
35,277	Other	US BANK NATIONAL ASSOCIATION ND				2,958.26	923100	28-MAR-2012 07:03 SERV	CANTEEN VENDINT74050600 #436158	MAR-2012
35,278	Other	US BANK NATIONAL ASSOCIATION ND				2,220.24	921903	28-MAR-2012 07:03 SERV	THOMSON WEST-TCD #426662	MAR-2012
35,279	Other	US BANK NATIONAL ASSOCIATION ND				950.30	903022	28-MAR-2012 07:03 SERV	LEXISNEXIS RISK MGT #340657	MAR-2012
35,280	Other	US BANK NATIONAL ASSOCIATION ND				765.00	923900	28-MAR-2012 07:03 SERV	KC WELLNESS #419006	MAR-2012
35,281	Other	US BANK NATIONAL ASSOCIATION ND				651.07	588100	28-MAR-2012 07:03 SERV	CHOCTAW-KAUL DISTRIBUT #423958	MAR-2012
35,282	Other	US BANK NATIONAL ASSOCIATION ND				574.92	905002	28-MAR-2012 07:03 SERV	SHRED IT-NASHVILLE #420475	MAR-2012
35,283	Other	US BANK NATIONAL ASSOCIATION ND				471.04	905002	28-MAR-2012 07:03 SERV	SHRED IT LOUISVILLE #420475	MAR-2012
35,284	Other	US BANK NATIONAL ASSOCIATION ND				432.60	908005	28-MAR-2012 07:03 SERV	RELIABLE HOT SHOT DELI #598584	MAR-2012
35,285	Other	US BANK NATIONAL ASSOCIATION ND				405.63	908005	28-MAR-2012 07:03 SERV	MAC PRODUCTIONS #422554	MAR-2012
35,286	Other	US BANK NATIONAL ASSOCIATION ND				405.63	908005	28-MAR-2012 07:03 SERV	MAC PRODUCTIONS #422554	MAR-2012
35,287	Other	US BANK NATIONAL ASSOCIATION ND				376.00	908005	28-MAR-2012 07:03 SERV	KLM MECHANICAL SERVICE #426019	MAR-2012
35,288	Other	US BANK NATIONAL ASSOCIATION ND				322.27	903022	28-MAR-2012 07:03 SERV	LEXISNEXIS RISK MGT #266258	MAR-2012
35,289	Other	US BANK NATIONAL ASSOCIATION ND				321.84	903930	28-MAR-2012 07:03 SERV	LEXINGTON URGENT #780380	MAR-2012
35,290	Other	US BANK NATIONAL ASSOCIATION ND				254.90	588100	28-MAR-2012 07:03 SERV	CARDINAL TOOL SUPPLY #423958	MAR-2012
35,291	Other	US BANK NATIONAL ASSOCIATION ND				238.68	921902	28-MAR-2012 07:03 SERV	PALISADE CORPORATION #695019	MAR-2012
35,292	Other	US BANK NATIONAL ASSOCIATION ND				217.43	921003	28-MAR-2012 07:03 SERV	SIGN A RAMA- DWNTOWN #419717	MAR-2012
35,293	Other	US BANK NATIONAL ASSOCIATION ND				195.19	923100	28-MAR-2012 07:03 SERV	VALIDEX #413536	MAR-2012
35,294	Other	US BANK NATIONAL ASSOCIATION ND				184.26	903930	28-MAR-2012 07:03 SERV	METHODIST HOSPITAL #780380	MAR-2012
35,295	Other	US BANK NATIONAL ASSOCIATION ND				179.52	903022	28-MAR-2012 07:03 SERV	CREDIT CLEARING HOUSE OF #340657	MAR-2012
35,296	Other	US BANK NATIONAL ASSOCIATION ND				172.60	588100	28-MAR-2012 07:03 SERV	HANNON ELECTRIC CO #423958	MAR-2012
35,297	Other	US BANK NATIONAL ASSOCIATION ND				168.20	502900	28-MAR-2012 07:03 SERV	SPIRIT SERVICES CO. #419667	MAR-2012
35,298	Other	US BANK NATIONAL ASSOCIATION ND				148.91	905002	28-MAR-2012 07:03 SERV	SMARTSHRED #0458 #420475	MAR-2012
35,299	Other	US BANK NATIONAL ASSOCIATION ND				144.04	923900	28-MAR-2012 07:03 SERV	OCCUPATIONAL PHYSICIANS S #420574	MAR-2012
35,300	Other	US BANK NATIONAL ASSOCIATION ND				136.96	903930	28-MAR-2012 07:03 SERV	SHRED IT LOUISVILLE #755010	MAR-2012
35,301	Other	US BANK NATIONAL ASSOCIATION ND				125.28	556900	28-MAR-2012 07:03 SERV	OCCUPATIONAL PHYSICIANS S #420665	MAR-2012
35,302	Other	US BANK NATIONAL ASSOCIATION ND				98.70	921903	28-MAR-2012 07:03 SERV	KWANTEK #215791	MAR-2012
35,303	Other	US BANK NATIONAL ASSOCIATION ND				80.00	908901	28-MAR-2012 07:03 SERV	OCCUPATIONAL PHYSICIANS S #426159	MAR-2012
35,304	Other	US BANK NATIONAL ASSOCIATION ND				74.96	905002	28-MAR-2012 07:03 SERV	SHRED-IT KNOXVILLE #420475	MAR-2012
35,305	Other	US BANK NATIONAL ASSOCIATION ND				74.15	923900	28-MAR-2012 07:03 SERV	VALIDEX #420574	MAR-2012
35,306	Other	US BANK NATIONAL ASSOCIATION ND				61.60	903906	28-MAR-2012 07:03 SERV	LEXINGTON URGENT #350135	MAR-2012
35,307	Other	US BANK NATIONAL ASSOCIATION ND				61.00	903930	28-MAR-2012 07:03 SERV	OCCUPATIONAL PHYSICIANS S #419642	MAR-2012
35,308	Other	US BANK NATIONAL ASSOCIATION ND				60.00	905002	28-MAR-2012 07:03 SERV	SOUTHWEST SANITATION #420475	MAR-2012
35,309	Other	US BANK NATIONAL ASSOCIATION ND				50.00	905002	28-MAR-2012 07:03 SERV	SHRED-IT-DAYTON #420475	MAR-2012
35,310	Other	US BANK NATIONAL ASSOCIATION ND				47.00	903930	28-MAR-2012 07:03 SERV	LEXINGTON URGENT #419642	MAR-2012
35,311	Other	US BANK NATIONAL ASSOCIATION ND				46.80	566900	28-MAR-2012 07:03 SERV	OCCUPATIONAL PHYSICIANS S #604143	MAR-2012
35,312	Other	US BANK NATIONAL ASSOCIATION ND				46.08	921903	28-MAR-2012 07:03 SERV	OCCUPATIONAL PHYSICIANS S #424857	MAR-2012
35,313	Other	US BANK NATIONAL ASSOCIATION ND				41.76	921903	28-MAR-2012 07:03 SERV	OCCUPATIONAL PHYSICIANS S #426746	MAR-2012
35,314	Other	US BANK NATIONAL ASSOCIATION ND				40.00	903022	28-MAR-2012 07:03 SERV	OCCUPATIONAL PHYSICIANS S #340657	MAR-2012
35,315	Other	US BANK NATIONAL ASSOCIATION ND				39.65	925004	28-MAR-2012 07:03 SERV	OCCUPATIONAL PHYSICIANS S #423776	MAR-2012
35,316	Other	US BANK NATIONAL ASSOCIATION ND				36.00	908005	28-MAR-2012 07:03 SERV	OCCUPATIONAL PHYSICIANS S #422554	MAR-2012
35,317	Other	US BANK NATIONAL ASSOCIATION ND				34.40	588100	28-MAR-2012 07:03 SERV	OFFICE DEPOT #52 #423958	MAR-2012
35,318	Other	US BANK NATIONAL ASSOCIATION ND				33.80	561190	28-MAR-2012 07:03 SERV	OCCUPATIONAL PHYSICIANS S #424337	MAR-2012
35,319	Other	US BANK NATIONAL ASSOCIATION ND				32.94	921902	28-MAR-2012 07:03 SERV	OCCUPATIONAL PHYSICIANS S #418354	MAR-2012
35,320	Other	US BANK NATIONAL ASSOCIATION ND				32.33	921903	28-MAR-2012 07:03 SERV	OCCUPATIONAL PHYSICIANS S #435316	MAR-2012
35,321	Other	US BANK NATIONAL ASSOCIATION ND				30.25	921903	28-MAR-2012 07:03 SERV	OCCUPATIONAL PHYSICIANS S #424071	MAR-2012
35,322	Other	US BANK NATIONAL ASSOCIATION ND				29.89	921903	28-MAR-2012 07:03 SERV	OCCUPATIONAL PHYSICIANS S #352784	MAR-2012
35,323	Other	US BANK NATIONAL ASSOCIATION ND				29.52	921902	28-MAR-2012 07:03 SERV	OCCUPATIONAL PHYSICIANS S #867278	MAR-2012
35,324	Other	US BANK NATIONAL ASSOCIATION ND				25.68	921902	28-MAR-2012 07:03 SERV	TARGET 00020685 #419956	MAR-2012
35,325	Other	US BANK NATIONAL ASSOCIATION ND				25.48	921903	28-MAR-2012 07:03 SERV	OCCUPATIONAL PHYSICIANS S #350341	MAR-2012
35,326	Other	US BANK NATIONAL ASSOCIATION ND				22.14	903930	28-MAR-2012 07:03 SERV	OCCUPATIONAL PHYSICIANS S #780380	MAR-2012
35,327	Other	US BANK NATIONAL ASSOCIATION ND				17.50	588100	28-MAR-2012 07:03 SERV	LEXINGTON URGENT #424949	MAR-2012
35,328	Other	US BANK NATIONAL ASSOCIATION ND				14.98	903022	28-MAR-2012 07:03 SERV	SHRED IT LOUISVILLE #340657	MAR-2012

KENTUCKY UTILITIES COMPANY
Case No. 2012- 00221
Analysis of Professional Services Expenses For the Test Year

(A)	(B)	(C)	(D)	(E)	(F)	(G)	(H)	(I)		
Line No.	Type	Vendor	Rate Case	Audit	Other	Total	Account	Invoice	Description	Period
35,329	Other	US BANK NATIONAL ASSOCIATION ND				9.92	588100	28-MAR-2012 07:03 SERV	MEIJER INC #166 Q01 #423958	MAR-2012
35,330	Other	US BANK NATIONAL ASSOCIATION ND				7.50	588100	28-MAR-2012 07:03 SERV	OCCUPATIONAL PHYSICIANS S #424949	MAR-2012
35,331	Other	US BANK NATIONAL ASSOCIATION ND				7.41	588100	28-MAR-2012 07:03 SERV	OREILLY AUTO 00014928 #423958	MAR-2012
35,332	Other	US BANK NATIONAL ASSOCIATION ND				3,166.50	512100	28-NOV-2011 06:11 KUTL	AIRGAS MID AMERICA #337125	NOV-2011
35,333	Other	US BANK NATIONAL ASSOCIATION ND				2,742.91	935402	28-NOV-2011 06:11 KUTL	REPUBLIC SERVICES TRASH #335905	NOV-2011
35,334	Other	US BANK NATIONAL ASSOCIATION ND				2,345.76	935402	28-NOV-2011 06:11 KUTL	FREEDOM WASTE #334874	NOV-2011
35,335	Other	US BANK NATIONAL ASSOCIATION ND				1,622.32	588100	28-NOV-2011 06:11 KUTL	REPUBLIC SERVICES TRASH #340806	NOV-2011
35,336	Other	US BANK NATIONAL ASSOCIATION ND				1,584.50	506100	28-NOV-2011 06:11 KUTL	PREDICT INC #338388	NOV-2011
35,337	Other	US BANK NATIONAL ASSOCIATION ND				1,277.30	588100	28-NOV-2011 06:11 KUTL	SIMPLEX GRINNELL WEB P #342919	NOV-2011
35,338	Other	US BANK NATIONAL ASSOCIATION ND				1,151.96	588100	28-NOV-2011 06:11 KUTL	REPUBLIC SERVICES TRASH #342901	NOV-2011
35,339	Other	US BANK NATIONAL ASSOCIATION ND				1,122.70	588100	28-NOV-2011 06:11 KUTL	WM EZPAY #343396	NOV-2011
35,340	Other	US BANK NATIONAL ASSOCIATION ND				912.08	505100	28-NOV-2011 06:11 KUTL	AIRGAS MID AMERICA #337125	NOV-2011
35,341	Other	US BANK NATIONAL ASSOCIATION ND				851.65	588100	28-NOV-2011 06:11 KUTL	UNIFORM&CAREER APPAREL #336606	NOV-2011
35,342	Other	US BANK NATIONAL ASSOCIATION ND				709.59	588100	28-NOV-2011 06:11 KUTL	REPUBLIC SERVICES TRASH #340129	Dec-2011
35,343	Other	US BANK NATIONAL ASSOCIATION ND				705.00	588100	28-NOV-2011 06:11 KUTL	LEXINGTON URGENT #337059	NOV-2011
35,344	Other	US BANK NATIONAL ASSOCIATION ND				598.80	921003	28-NOV-2011 06:11 KUTL	REPUBLIC SERVICES TRASH #337463	NOV-2011
35,345	Other	US BANK NATIONAL ASSOCIATION ND				587.46	921003	28-NOV-2011 06:11 KUTL	NIXON POWER SERVICES CO #338073	NOV-2011
35,346	Other	US BANK NATIONAL ASSOCIATION ND				574.38	921003	28-NOV-2011 06:11 KUTL	GENERAL SALES COMPANY #338073	NOV-2011
35,347	Other	US BANK NATIONAL ASSOCIATION ND				573.14	935402	28-NOV-2011 06:11 KUTL	MADISONVILLE DISPOSAL, LL #334874	NOV-2011
35,348	Other	US BANK NATIONAL ASSOCIATION ND				571.63	588100	28-NOV-2011 06:11 KUTL	SITEX CORPORATION #340129	NOV-2011
35,349	Other	US BANK NATIONAL ASSOCIATION ND				443.55	583001	28-NOV-2011 06:11 KUTL	CITY OF SOMERSET UTILITY #341507	NOV-2011
35,350	Other	US BANK NATIONAL ASSOCIATION ND				363.84	583001	28-NOV-2011 06:11 KUTL	G&K SERVICES 262 #336960	NOV-2011
35,351	Other	US BANK NATIONAL ASSOCIATION ND				341.55	588100	28-NOV-2011 06:11 KUTL	FIRST AMERICA TRUCK WASH #267173	NOV-2011
35,352	Other	US BANK NATIONAL ASSOCIATION ND				322.42	935402	28-NOV-2011 06:11 KUTL	DISTRICT 6053 - HOPKIN #334874	NOV-2011
35,353	Other	US BANK NATIONAL ASSOCIATION ND				300.00	921003	28-NOV-2011 06:11 KUTL	L2G*HOUSING BDG CON #337521	NOV-2011
35,354	Other	US BANK NATIONAL ASSOCIATION ND				279.24	583001	28-NOV-2011 06:11 KUTL	WCI*WCI OF KENTUCKY #336960	NOV-2011
35,355	Other	US BANK NATIONAL ASSOCIATION ND				229.86	586100	28-NOV-2011 06:11 KUTL	UNIFORM&CAREER APPAREL #342901	NOV-2011
35,356	Other	US BANK NATIONAL ASSOCIATION ND				220.00	588100	28-NOV-2011 06:11 KUTL	LEXINGTON URGENT #267199	NOV-2011
35,357	Other	US BANK NATIONAL ASSOCIATION ND				183.90	921003	28-NOV-2011 06:11 KUTL	SITEX CORPORATION #339279	NOV-2011
35,358	Other	US BANK NATIONAL ASSOCIATION ND				175.00	586100	28-NOV-2011 06:11 KUTL	LEXINGTON BACK & NECK CLI #337141	NOV-2011
35,359	Other	US BANK NATIONAL ASSOCIATION ND				169.20	935403	28-NOV-2011 06:11 KUTL	WW GRAINGER #337505	NOV-2011
35,360	Other	US BANK NATIONAL ASSOCIATION ND				169.07	588100	28-NOV-2011 06:11 KUTL	REPUBLIC SERVICES TRASH #340129	NOV-2011
35,361	Other	US BANK NATIONAL ASSOCIATION ND				153.24	588100	28-NOV-2011 06:11 KUTL	UNIFORM&CAREER APPAREL #342901	NOV-2011
35,362	Other	US BANK NATIONAL ASSOCIATION ND				150.00	586100	28-NOV-2011 06:11 KUTL	LEXINGTON URGENT #342711	NOV-2011
35,363	Other	US BANK NATIONAL ASSOCIATION ND				131.25	921003	28-NOV-2011 06:11 KUTL	FRONTIER HEALTH #335038	NOV-2011
35,364	Other	US BANK NATIONAL ASSOCIATION ND				120.98	935403	28-NOV-2011 06:11 KUTL	SWH SUPPLY CO #2 #337505	NOV-2011
35,365	Other	US BANK NATIONAL ASSOCIATION ND				100.00	588100	28-NOV-2011 06:11 KUTL	JACK MANN SCALES, INC #342919	NOV-2011
35,366	Other	US BANK NATIONAL ASSOCIATION ND				98.93	935403	28-NOV-2011 06:11 KUTL	AIR DELIGHTS INC #337505	NOV-2011
35,367	Other	US BANK NATIONAL ASSOCIATION ND				95.87	583001	28-NOV-2011 06:11 KUTL	COYNE TEXTILE SERVICES #341507	NOV-2011
35,368	Other	US BANK NATIONAL ASSOCIATION ND				94.00	506100	28-NOV-2011 06:11 KUTL	LEXINGTON URGENT #337422	NOV-2011
35,369	Other	US BANK NATIONAL ASSOCIATION ND				94.00	588100	28-NOV-2011 06:11 KUTL	LEXINGTON URGENT #336382	NOV-2011
35,370	Other	US BANK NATIONAL ASSOCIATION ND				91.00	506100	28-NOV-2011 06:11 KUTL	MICROBAC LABORATORIES #338388	NOV-2011
35,371	Other	US BANK NATIONAL ASSOCIATION ND				90.18	935403	28-NOV-2011 06:11 KUTL	LOWES #02345* #337505	NOV-2011
35,372	Other	US BANK NATIONAL ASSOCIATION ND				83.69	583001	28-NOV-2011 06:11 KUTL	MODERN DISTRIBUTORS INC W #341507	NOV-2011
35,373	Other	US BANK NATIONAL ASSOCIATION ND				80.00	593004	28-NOV-2011 06:11 KUTL	LEXINGTON URGENT #340335	NOV-2011
35,374	Other	US BANK NATIONAL ASSOCIATION ND				67.19	514100	28-NOV-2011 06:11 KUTL	MUFFLER PRO SERVICE #338453	NOV-2011
35,375	Other	US BANK NATIONAL ASSOCIATION ND				65.17	583001	28-NOV-2011 06:11 KUTL	TWC*TIMEWARNERCBLE #341507	NOV-2011
35,376	Other	US BANK NATIONAL ASSOCIATION ND				63.87	583001	28-NOV-2011 06:11 KUTL	ORKIN #496 #336960	NOV-2011
35,377	Other	US BANK NATIONAL ASSOCIATION ND				63.13	902002	28-NOV-2011 06:11 KUTL	SHRED IT LOUISVILLE #342729	NOV-2011
35,378	Other	US BANK NATIONAL ASSOCIATION ND				49.32	593002	28-NOV-2011 06:11 KUTL	FIRST CLASS CAR CARE #343370	NOV-2011
35,379	Other	US BANK NATIONAL ASSOCIATION ND				48.00	583001	28-NOV-2011 06:11 KUTL	ORKIN PEST CONTROL #341507	NOV-2011
35,380	Other	US BANK NATIONAL ASSOCIATION ND				47.00	588100	28-NOV-2011 06:11 KUTL	LEXINGTON URGENT #334908	NOV-2011
35,381	Other	US BANK NATIONAL ASSOCIATION ND				45.96	935403	28-NOV-2011 06:11 KUTL	LOWES #00607* #337505	NOV-2011
35,382	Other	US BANK NATIONAL ASSOCIATION ND				40.00	566100	28-NOV-2011 06:11 KUTL	DR KEVIN RICHESON DC PSC #496392	NOV-2011
35,383	Other	US BANK NATIONAL ASSOCIATION ND				39.06	935403	28-NOV-2011 06:11 KUTL	DAY'S PLUMBING SUPPLY #337505	NOV-2011
35,384	Other	US BANK NATIONAL ASSOCIATION ND				30.60	903003	28-NOV-2011 06:11 KUTL	DANVILLE BOTTLED WATER D #267074	NOV-2011
35,385	Other	US BANK NATIONAL ASSOCIATION ND				24.85	903003	28-NOV-2011 06:11 KUTL	TWC*TIMEWARNERCBLE #267074	NOV-2011
35,386	Other	US BANK NATIONAL ASSOCIATION ND				20.00	903003	28-NOV-2011 06:11 KUTL	RUMPKO CONSOLIDATED COMPA #340384	NOV-2011
35,387	Other	US BANK NATIONAL ASSOCIATION ND				20.00	935403	28-NOV-2011 06:11 KUTL	TOM S VACUUM CLINIC #337505	NOV-2011
35,388	Other	US BANK NATIONAL ASSOCIATION ND				17.78	588100	28-NOV-2011 06:11 KUTL	ADVANCE AUTO PARTS 8210 #336705	NOV-2011

KENTUCKY UTILITIES COMPANY
Case No. 2012- 00221
Analysis of Professional Services Expenses For the Test Year

(A)	(B)	(C)	(D)	(E)	(F)	(G)	(H)	(I)		
Line No.	Type	Vendor	Rate Case	Audit	Other	Total	Account	Invoice	Description	Period
35,389	Other	US BANK NATIONAL ASSOCIATION ND				17.42	506100	28-NOV-2011 06:11 KUTL	AIRGAS MID AMERICA #337125	NOV-2011
35,390	Other	US BANK NATIONAL ASSOCIATION ND				15.26	583001	28-NOV-2011 06:11 KUTL	SOUTH KY RECC #341507	NOV-2011
35,391	Other	US BANK NATIONAL ASSOCIATION ND				14.00	512100	28-NOV-2011 06:11 KUTL	CHEETAH/CLEAN CARWASH #964282	NOV-2011
35,392	Other	US BANK NATIONAL ASSOCIATION ND				9.00	588100	28-NOV-2011 06:11 KUTL	CLASSY CHASSY CAR WASH #338966	NOV-2011
35,393	Other	US BANK NATIONAL ASSOCIATION ND				8.00	566100	28-NOV-2011 06:11 KUTL	CAR WASH #824411	NOV-2011
35,394	Other	US BANK NATIONAL ASSOCIATION ND				6,353.00	923900	28-NOV-2011 11:11 SERV	CASHIERS OFFICE #419014	NOV-2011
35,395	Other	US BANK NATIONAL ASSOCIATION ND				3,945.09	923100	28-NOV-2011 11:11 SERV	CANTEEN VENDIN74050600 #436158	NOV-2011
35,396	Other	US BANK NATIONAL ASSOCIATION ND				3,927.00	923900	28-NOV-2011 11:11 SERV	LEXINGTON URGENT #418990	NOV-2011
35,397	Other	US BANK NATIONAL ASSOCIATION ND				3,250.00	923900	28-NOV-2011 11:11 SERV	TOWERS PERRIN #422034	NOV-2011
35,398	Other	US BANK NATIONAL ASSOCIATION ND				2,922.00	923900	28-NOV-2011 11:11 SERV	OCCUPATIONAL PHYSICIANS S #418990	NOV-2011
35,399	Other	US BANK NATIONAL ASSOCIATION ND				2,860.30	923900	28-NOV-2011 11:11 SERV	VALIDEX #796528	NOV-2011
35,400	Other	US BANK NATIONAL ASSOCIATION ND				2,010.95	903022	28-NOV-2011 11:11 SERV	ALLIANCEONE #2 #266258	NOV-2011
35,401	Other	US BANK NATIONAL ASSOCIATION ND				1,726.30	588100	28-NOV-2011 11:11 SERV	HASTINGS FIBERGLASS PR #423958	NOV-2011
35,402	Other	US BANK NATIONAL ASSOCIATION ND				1,697.00	923900	28-NOV-2011 11:11 SERV	OCCUPATIONAL PHYSICIANS S #418990	NOV-2011
35,403	Other	US BANK NATIONAL ASSOCIATION ND				1,632.00	923900	28-NOV-2011 11:11 SERV	HEALTH RESOURCE CTR #418990	NOV-2011
35,404	Other	US BANK NATIONAL ASSOCIATION ND				1,408.00	923900	28-NOV-2011 11:11 SERV	LEXINGTON URGENT #418990	NOV-2011
35,405	Other	US BANK NATIONAL ASSOCIATION ND				1,366.24	588100	28-NOV-2011 11:11 SERV	HANNON ELECTRIC CO #423958	NOV-2011
35,406	Other	US BANK NATIONAL ASSOCIATION ND				1,360.18	921003	28-NOV-2011 11:11 SERV	FURNITURE ONLINE COM #419725	NOV-2011
35,407	Other	US BANK NATIONAL ASSOCIATION ND				1,345.47	903022	28-NOV-2011 11:11 SERV	LEXISNEXIS RISK MGT #340657	NOV-2011
35,408	Other	US BANK NATIONAL ASSOCIATION ND				1,290.84	903022	28-NOV-2011 11:11 SERV	ALLIANCEONE #2 #340657	NOV-2011
35,409	Other	US BANK NATIONAL ASSOCIATION ND				905.87	588100	28-NOV-2011 11:11 SERV	MICROBAC LABORATORIES #419667	NOV-2011
35,410	Other	US BANK NATIONAL ASSOCIATION ND				856.00	923900	28-NOV-2011 11:11 SERV	CASHIERS OFFICE #419014	NOV-2011
35,411	Other	US BANK NATIONAL ASSOCIATION ND				824.10	905002	28-NOV-2011 11:11 SERV	SHRED IT LOUISVILLE #420475	NOV-2011
35,412	Other	US BANK NATIONAL ASSOCIATION ND				763.00	923900	28-NOV-2011 11:11 SERV	HEALTH RESOURCE CTR #418990	NOV-2011
35,413	Other	US BANK NATIONAL ASSOCIATION ND				710.60	588100	28-NOV-2011 11:11 SERV	CHOCTAW-KAUL DISTRIBUT #423958	NOV-2011
35,414	Other	US BANK NATIONAL ASSOCIATION ND				617.32	903022	28-NOV-2011 11:11 SERV	LEXISNEXIS RISK MGT #266258	NOV-2011
35,415	Other	US BANK NATIONAL ASSOCIATION ND				500.00	908005	28-NOV-2011 11:11 SERV	AIR SERVE OF CENTRAL KENT #426019	NOV-2011
35,416	Other	US BANK NATIONAL ASSOCIATION ND				485.63	923900	28-NOV-2011 11:11 SERV	BOILER AND STEAM PARTS #421606	NOV-2011
35,417	Other	US BANK NATIONAL ASSOCIATION ND				468.39	923900	28-NOV-2011 11:11 SERV	S & J LIGHTING #421606	NOV-2011
35,418	Other	US BANK NATIONAL ASSOCIATION ND				465.00	923900	28-NOV-2011 11:11 SERV	KENTUCKY BACK CENTER INC #418990	NOV-2011
35,419	Other	US BANK NATIONAL ASSOCIATION ND				407.25	908005	28-NOV-2011 11:11 SERV	PHELPS HEATING & COOLING #426019	NOV-2011
35,420	Other	US BANK NATIONAL ASSOCIATION ND				404.03	921002	28-NOV-2011 11:11 SERV	VERIZON WRLS IVR VN #420392	NOV-2011
35,421	Other	US BANK NATIONAL ASSOCIATION ND				353.54	908005	28-NOV-2011 11:11 SERV	GRAYBEAL AIR SYSTEMS #426019	NOV-2011
35,422	Other	US BANK NATIONAL ASSOCIATION ND				294.00	923900	28-NOV-2011 11:11 SERV	MEDWORKS CBO #418990	NOV-2011
35,423	Other	US BANK NATIONAL ASSOCIATION ND				290.87	903030	28-NOV-2011 11:11 SERV	METHODIST HOSPITAL #425672	NOV-2011
35,424	Other	US BANK NATIONAL ASSOCIATION ND				244.60	502900	28-NOV-2011 11:11 SERV	SPIRIT SERVICES CO. #419667	NOV-2011
35,425	Other	US BANK NATIONAL ASSOCIATION ND				243.82	908005	28-NOV-2011 11:11 SERV	LEXPRO MECHANICAL, INC. #426019	NOV-2011
35,426	Other	US BANK NATIONAL ASSOCIATION ND				240.39	908005	28-NOV-2011 11:11 SERV	A AND J MECHANICAL SER #426019	NOV-2011
35,427	Other	US BANK NATIONAL ASSOCIATION ND				191.10	921903	28-NOV-2011 11:11 SERV	NICK BONURA PHOTOGRAPHY L #426456	Dec-2011
35,428	Other	US BANK NATIONAL ASSOCIATION ND				180.90	903030	28-NOV-2011 11:11 SERV	BAPTIST COMMUNITY HEALTH #425672	NOV-2011
35,429	Other	US BANK NATIONAL ASSOCIATION ND				160.66	903022	28-NOV-2011 11:11 SERV	EXPERIAN #340657	NOV-2011
35,430	Other	US BANK NATIONAL ASSOCIATION ND				152.28	903030	28-NOV-2011 11:11 SERV	LEXINGTON URGENT #425672	NOV-2011
35,431	Other	US BANK NATIONAL ASSOCIATION ND				147.00	923900	28-NOV-2011 11:11 SERV	KENTUCKY BACK CENTER INC #418990	NOV-2011
35,432	Other	US BANK NATIONAL ASSOCIATION ND				139.18	905002	28-NOV-2011 11:11 SERV	SMARTSHRED #0458 #420475	NOV-2011
35,433	Other	US BANK NATIONAL ASSOCIATION ND				124.20	905002	28-NOV-2011 11:11 SERV	SHRED-IT KNOXVILLE #420475	NOV-2011
35,434	Other	US BANK NATIONAL ASSOCIATION ND				112.32	923900	28-NOV-2011 11:11 SERV	OCCUPATIONAL PHYSICIANS S #420574	NOV-2011
35,435	Other	US BANK NATIONAL ASSOCIATION ND				109.56	903022	28-NOV-2011 11:11 SERV	CREDIT CLEARING HOUSE OF #340657	NOV-2011
35,436	Other	US BANK NATIONAL ASSOCIATION ND				105.45	502900	28-NOV-2011 11:11 SERV	CARROLL COUNTY MEMORIAL H #419667	NOV-2011
35,437	Other	US BANK NATIONAL ASSOCIATION ND				102.26	923100	28-NOV-2011 11:11 SERV	VALIDEX #413536	NOV-2011
35,438	Other	US BANK NATIONAL ASSOCIATION ND				93.00	500900	28-NOV-2011 11:11 SERV	OCCUPATIONAL PHYSICIANS S #425540	NOV-2011
35,439	Other	US BANK NATIONAL ASSOCIATION ND				90.00	923900	28-NOV-2011 11:11 SERV	SOCIETY FOR HR MGMT #422034	NOV-2011
35,440	Other	US BANK NATIONAL ASSOCIATION ND				83.00	923900	28-NOV-2011 11:11 SERV	NALP #422034	NOV-2011
35,441	Other	US BANK NATIONAL ASSOCIATION ND				65.96	921903	28-NOV-2011 11:11 SERV	OCCUPATIONAL PHYSICIANS S #424071	NOV-2011
35,442	Other	US BANK NATIONAL ASSOCIATION ND				62.08	923100	28-NOV-2011 11:11 SERV	MICROBAC LABORATORIES #424857	NOV-2011
35,443	Other	US BANK NATIONAL ASSOCIATION ND				61.11	921902	28-NOV-2011 11:11 SERV	SHRED IT LOUISVILLE #421374	NOV-2011
35,444	Other	US BANK NATIONAL ASSOCIATION ND				60.00	905002	28-NOV-2011 11:11 SERV	SOUTHWEST SANITATION #420475	NOV-2011
35,445	Other	US BANK NATIONAL ASSOCIATION ND				60.00	502100	28-NOV-2011 11:11 SERV	MCCALL & SPERO ENVIRON #419667	NOV-2011
35,446	Other	US BANK NATIONAL ASSOCIATION ND				54.90	905002	28-NOV-2011 11:11 SERV	OCCUPATIONAL PHYSICIANS S #420467	NOV-2011
35,447	Other	US BANK NATIONAL ASSOCIATION ND				53.50	905002	28-NOV-2011 11:11 SERV	SHRED IT-NASHVILLE #420475	NOV-2011
35,448	Other	US BANK NATIONAL ASSOCIATION ND				52.61	923900	28-NOV-2011 11:11 SERV	SHRED IT LOUISVILLE #426779	NOV-2011

KENTUCKY UTILITIES COMPANY
Case No. 2012- 00221
Analysis of Professional Services Expenses For the Test Year

(A)	(B)	(C)	(D)	(E)	(F)	(G)	(H)	(I)		
Line No.	Type	Vendor	Rate Case	Audit	Other	Total	Account	Invoice	Description	Period
35,449	Other	US BANK NATIONAL ASSOCIATION ND				50.59	903022	28-NOV-2011 11:11 SERV	EXPERIAN #266258	NOV-2011
35,450	Other	US BANK NATIONAL ASSOCIATION ND				43.19	510100	28-NOV-2011 11:11 SERV	QCUSA 888 688 2188 #425532	NOV-2011
35,451	Other	US BANK NATIONAL ASSOCIATION ND				42.39	566900	28-NOV-2011 11:11 SERV	OCCUPATIONAL PHYSICIANS S #424337	NOV-2011
35,452	Other	US BANK NATIONAL ASSOCIATION ND				40.32	921002	28-NOV-2011 11:11 SERV	SHARP'S CLEANERS #419949	NOV-2011
35,453	Other	US BANK NATIONAL ASSOCIATION ND				40.31	903930	28-NOV-2011 11:11 SERV	SHARP'S CLEANERS #419949	NOV-2011
35,454	Other	US BANK NATIONAL ASSOCIATION ND				40.31	580100	28-NOV-2011 11:11 SERV	SHARP'S CLEANERS #419949	NOV-2011
35,455	Other	US BANK NATIONAL ASSOCIATION ND				40.31	580100	28-NOV-2011 11:11 SERV	SHARP'S CLEANERS #419949	NOV-2011
35,456	Other	US BANK NATIONAL ASSOCIATION ND				(39.16)	921903	28-NOV-2011 11:11 SERV	GUY BROWN PD*IN#181524 #419956	NOV-2011
35,457	Other	US BANK NATIONAL ASSOCIATION ND				36.00	903022	28-NOV-2011 11:11 SERV	OCCUPATIONAL PHYSICIANS S #266225	NOV-2011
35,458	Other	US BANK NATIONAL ASSOCIATION ND				35.00	903930	28-NOV-2011 11:11 SERV	LEXINGTON URGENT #419642	NOV-2011
35,459	Other	US BANK NATIONAL ASSOCIATION ND				31.50	905002	28-NOV-2011 11:11 SERV	LEXINGTON URGENT #420467	NOV-2011
35,460	Other	US BANK NATIONAL ASSOCIATION ND				30.80	921903	28-NOV-2011 11:11 SERV	OCCUPATIONAL PHYSICIANS S #419832	NOV-2011
35,461	Other	US BANK NATIONAL ASSOCIATION ND				30.00	903022	28-NOV-2011 11:11 SERV	OCCUPATIONAL PHYSICIANS S #340657	NOV-2011
35,462	Other	US BANK NATIONAL ASSOCIATION ND				30.00	580100	28-NOV-2011 11:11 SERV	OCCUPATIONAL PHYSICIANS S #424949	NOV-2011
35,463	Other	US BANK NATIONAL ASSOCIATION ND				19.52	500900	28-NOV-2011 11:11 SERV	SHRED IT LOUISVILLE #425532	NOV-2011
35,464	Other	US BANK NATIONAL ASSOCIATION ND				14.98	903022	28-NOV-2011 11:11 SERV	SHRED IT LOUISVILLE #266225	NOV-2011
35,465	Other	US BANK NATIONAL ASSOCIATION ND				14.98	903022	28-NOV-2011 11:11 SERV	SHRED IT LOUISVILLE #340657	NOV-2011
35,466	Other	US BANK NATIONAL ASSOCIATION ND				14.68	921902	28-NOV-2011 11:11 SERV	SHRED IT LOUISVILLE #419360	NOV-2011
35,467	Other	US BANK NATIONAL ASSOCIATION ND				13.32	588100	28-NOV-2011 11:11 SERV	WM SUPERCENTER #423958	NOV-2011
35,468	Other	US BANK NATIONAL ASSOCIATION ND				10.95	923100	28-NOV-2011 11:11 SERV	SHRED IT LOUISVILLE #424857	NOV-2011
35,469	Other	US BANK NATIONAL ASSOCIATION ND				10.48	921903	28-NOV-2011 11:11 SERV	SHRED IT LOUISVILLE #426456	NOV-2011
35,470	Other	US BANK NATIONAL ASSOCIATION ND				9.57	903936	28-NOV-2011 11:11 SERV	SHRED IT LOUISVILLE #425862	NOV-2011
35,471	Other	US BANK NATIONAL ASSOCIATION ND				8.08	923900	28-NOV-2011 11:11 SERV	SHRED IT LOUISVILLE #418354	NOV-2011
35,472	Other	US BANK NATIONAL ASSOCIATION ND				7.78	923900	28-NOV-2011 11:11 SERV	SHRED IT LOUISVILLE #420574	NOV-2011
35,473	Other	US BANK NATIONAL ASSOCIATION ND				7.52	921903	28-NOV-2011 11:11 SERV	SHRED IT LOUISVILLE #266506	NOV-2011
35,474	Other	US BANK NATIONAL ASSOCIATION ND				7.48	921903	28-NOV-2011 11:11 SERV	SHRED IT LOUISVILLE #422554	NOV-2011
35,475	Other	US BANK NATIONAL ASSOCIATION ND				7.44	921903	28-NOV-2011 11:11 SERV	SHRED IT LOUISVILLE #419956	NOV-2011
35,476	Other	US BANK NATIONAL ASSOCIATION ND				7.41	921903	28-NOV-2011 11:11 SERV	SHRED IT LOUISVILLE #419956	NOV-2011
35,477	Other	US BANK NATIONAL ASSOCIATION ND				4.71	921902	28-NOV-2011 11:11 SERV	SHRED IT LOUISVILLE #671390	NOV-2011
35,478	Other	US BANK NATIONAL ASSOCIATION ND				4.71	921902	28-NOV-2011 11:11 SERV	SHRED IT LOUISVILLE #671390	NOV-2011
35,479	Other	US BANK NATIONAL ASSOCIATION ND				4.71	556900	28-NOV-2011 11:11 SERV	SHRED IT LOUISVILLE #671390	NOV-2011
35,480	Other	US BANK NATIONAL ASSOCIATION ND				4.67	921902	28-NOV-2011 11:11 SERV	SHRED IT LOUISVILLE #671390	NOV-2011
35,481	Other	US BANK NATIONAL ASSOCIATION ND				4.67	921902	28-NOV-2011 11:11 SERV	SHRED IT LOUISVILLE #671390	NOV-2011
35,482	Other	US BANK NATIONAL ASSOCIATION ND				4.49	921903	28-NOV-2011 11:11 SERV	SHRED IT LOUISVILLE #426456	NOV-2011
35,483	Other	US BANK NATIONAL ASSOCIATION ND				3.58	921902	28-NOV-2011 11:11 SERV	SHRED IT LOUISVILLE #419543	NOV-2011
35,484	Other	US BANK NATIONAL ASSOCIATION ND				3.58	500900	28-NOV-2011 11:11 SERV	SHRED IT LOUISVILLE #423222	NOV-2011
35,485	Other	US BANK NATIONAL ASSOCIATION ND				3.42	921902	28-NOV-2011 11:11 SERV	SHRED IT LOUISVILLE #419063	NOV-2011
35,486	Other	US BANK NATIONAL ASSOCIATION ND				3.28	921902	28-NOV-2011 11:11 SERV	SHRED IT LOUISVILLE #419543	NOV-2011
35,487	Other	US BANK NATIONAL ASSOCIATION ND				2.38	923900	28-NOV-2011 11:11 SERV	SHRED IT LOUISVILLE #419063	NOV-2011
35,488	Other	US BANK NATIONAL ASSOCIATION ND				2.28	921002	28-NOV-2011 11:11 SERV	SHRED IT LOUISVILLE #419543	NOV-2011
35,489	Other	US BANK NATIONAL ASSOCIATION ND				2.28	923900	28-NOV-2011 11:11 SERV	SHRED IT LOUISVILLE #419063	NOV-2011
35,490	Other	US BANK NATIONAL ASSOCIATION ND				2.24	921902	28-NOV-2011 11:11 SERV	SHRED IT LOUISVILLE #419063	NOV-2011
35,491	Other	US BANK NATIONAL ASSOCIATION ND				2.14	921002	28-NOV-2011 11:11 SERV	SHRED IT LOUISVILLE #419543	NOV-2011
35,492	Other	US BANK NATIONAL ASSOCIATION ND				2.14	921002	28-NOV-2011 11:11 SERV	SHRED IT LOUISVILLE #419543	NOV-2011
35,493	Other	US BANK NATIONAL ASSOCIATION ND				1.96	500900	28-NOV-2011 11:11 SERV	SHRED IT LOUISVILLE #423222	NOV-2011
35,494	Other	US BANK NATIONAL ASSOCIATION ND				1.84	921903	28-NOV-2011 11:11 SERV	SHRED IT LOUISVILLE #423222	NOV-2011
35,495	Other	US BANK NATIONAL ASSOCIATION ND				1.70	921903	28-NOV-2011 11:11 SERV	SHRED IT LOUISVILLE #423222	NOV-2011
35,496	Other	US BANK NATIONAL ASSOCIATION ND				1.66	921902	28-NOV-2011 11:11 SERV	SHRED IT LOUISVILLE #423222	NOV-2011
35,497	Other	US BANK NATIONAL ASSOCIATION ND				1.58	580100	28-NOV-2011 11:11 SERV	SHRED IT LOUISVILLE #423222	NOV-2011
35,498	Other	US BANK NATIONAL ASSOCIATION ND				1.32	560900	28-NOV-2011 11:11 SERV	SHRED IT LOUISVILLE #419063	NOV-2011
35,499	Other	US BANK NATIONAL ASSOCIATION ND				1.12	500900	28-NOV-2011 11:11 SERV	SHRED IT LOUISVILLE #419063	NOV-2011
35,500	Other	US BANK NATIONAL ASSOCIATION ND				1.04	921903	28-NOV-2011 11:11 SERV	SHRED IT LOUISVILLE #423222	NOV-2011
35,501	Other	US BANK NATIONAL ASSOCIATION ND				0.08	560900	28-NOV-2011 11:11 SERV	SHRED IT LOUISVILLE #423222	NOV-2011
35,502	Other	US BANK NATIONAL ASSOCIATION ND				3,191.03	512100	28-SEP-2011 06:09 KUTL	AIRGAS MID AMERICA #337125	SEP-2011
35,503	Other	US BANK NATIONAL ASSOCIATION ND				2,532.50	506100	28-SEP-2011 06:09 KUTL	PREDICT INC #338388	SEP-2011
35,504	Other	US BANK NATIONAL ASSOCIATION ND				2,347.15	588100	28-SEP-2011 06:09 KUTL	REPUBLIC SERVICES TRASH #340806	SEP-2011
35,505	Other	US BANK NATIONAL ASSOCIATION ND				2,162.34	935402	28-SEP-2011 06:09 KUTL	REPUBLIC SERVICES TRASH #335905	SEP-2011
35,506	Other	US BANK NATIONAL ASSOCIATION ND				1,225.76	935403	28-SEP-2011 06:09 KUTL	S & J LIGHTING #337505	SEP-2011
35,507	Other	US BANK NATIONAL ASSOCIATION ND				1,171.10	588100	28-SEP-2011 06:09 KUTL	UNIFORM&CAREER APPAREL #336606	SEP-2011
35,508	Other	US BANK NATIONAL ASSOCIATION ND				912.08	505100	28-SEP-2011 06:09 KUTL	AIRGAS MID AMERICA #337125	SEP-2011

KENTUCKY UTILITIES COMPANY
Case No. 2012- 00221
Analysis of Professional Services Expenses For the Test Year

(A)	(B)	(C)	(D)	(E)	(F)	(G)	(H)	(I)		
Line No.	Type	Vendor	Rate Case	Audit	Other	Total	Account	Invoice	Description	Period
35,509	Other	US BANK NATIONAL ASSOCIATION ND				800.00	903003	28-SEP-2011 06:09 KUTL	CARROLL COUNTY MEMORIAL H #339550	SEP-2011
35,510	Other	US BANK NATIONAL ASSOCIATION ND				785.06	921003	28-SEP-2011 06:09 KUTL	OVERHEAD DOOR COMPANY LEX #338073	SEP-2011
35,511	Other	US BANK NATIONAL ASSOCIATION ND				677.66	588100	28-SEP-2011 06:09 KUTL	REPUBLIC SERVICES TRASH #342901	SEP-2011
35,512	Other	US BANK NATIONAL ASSOCIATION ND				623.35	921003	28-SEP-2011 06:09 KUTL	GENERAL SALES COMPANY #338073	SEP-2011
35,513	Other	US BANK NATIONAL ASSOCIATION ND				611.00	588100	28-SEP-2011 06:09 KUTL	LEXINGTON URGENT #334908	SEP-2011
35,514	Other	US BANK NATIONAL ASSOCIATION ND				556.38	935402	28-SEP-2011 06:09 KUTL	FREEDOM WASTE SERVICE LL #334874	SEP-2011
35,515	Other	US BANK NATIONAL ASSOCIATION ND				544.68	588100	28-SEP-2011 06:09 KUTL	SITEX CORPORATION #340129	SEP-2011
35,516	Other	US BANK NATIONAL ASSOCIATION ND				521.06	935402	28-SEP-2011 06:09 KUTL	MADISONVILLE DISPOSAL, LL #334874	SEP-2011
35,517	Other	US BANK NATIONAL ASSOCIATION ND				512.29	506100	28-SEP-2011 06:09 KUTL	LEXINGTON FIRE EXTIN #336275	SEP-2011
35,518	Other	US BANK NATIONAL ASSOCIATION ND				441.56	573100	28-SEP-2011 06:09 KUTL	REPUBLIC SERVICES TRASH #340129	SEP-2011
35,519	Other	US BANK NATIONAL ASSOCIATION ND				441.55	588100	28-SEP-2011 06:09 KUTL	REPUBLIC SERVICES TRASH #340129	SEP-2011
35,520	Other	US BANK NATIONAL ASSOCIATION ND				311.00	588100	28-SEP-2011 06:09 KUTL	ADT*SECURITY SERVICES #340129	SEP-2011
35,521	Other	US BANK NATIONAL ASSOCIATION ND				281.35	583001	28-SEP-2011 06:09 KUTL	WCI*WCI OF KENTUCKY #336960	SEP-2011
35,522	Other	US BANK NATIONAL ASSOCIATION ND				280.00	506100	28-SEP-2011 06:09 KUTL	LEXINGTON URGENT #338370	SEP-2011
35,523	Other	US BANK NATIONAL ASSOCIATION ND				267.11	586100	28-SEP-2011 06:09 KUTL	UNIFORM&CAREER APPAREL #342901	SEP-2011
35,524	Other	US BANK NATIONAL ASSOCIATION ND				242.00	586100	28-SEP-2011 06:09 KUTL	LEXINGTON URGENT #342711	SEP-2011
35,525	Other	US BANK NATIONAL ASSOCIATION ND				227.50	511100	28-SEP-2011 06:09 KUTL	BEARDS OUTDOOR POWER #338453	SEP-2011
35,526	Other	US BANK NATIONAL ASSOCIATION ND				188.00	506100	28-SEP-2011 06:09 KUTL	LEXINGTON URGENT #337422	SEP-2011
35,527	Other	US BANK NATIONAL ASSOCIATION ND				188.00	588100	28-SEP-2011 06:09 KUTL	LEXINGTON URGENT #342919	SEP-2011
35,528	Other	US BANK NATIONAL ASSOCIATION ND				181.92	583001	28-SEP-2011 06:09 KUTL	G&K SERVICES 262 #336960	SEP-2011
35,529	Other	US BANK NATIONAL ASSOCIATION ND				178.07	588100	28-SEP-2011 06:09 KUTL	UNIFORM&CAREER APPAREL #342901	SEP-2011
35,530	Other	US BANK NATIONAL ASSOCIATION ND				177.00	921003	28-SEP-2011 06:09 KUTL	SITEX CORPORATION #339279	SEP-2011
35,531	Other	US BANK NATIONAL ASSOCIATION ND				156.00	588100	28-SEP-2011 06:09 KUTL	OCCUMED #337059	SEP-2011
35,532	Other	US BANK NATIONAL ASSOCIATION ND				152.68	588100	28-SEP-2011 06:09 KUTL	PULASKI FIRE AND SAFETY L #340715	SEP-2011
35,533	Other	US BANK NATIONAL ASSOCIATION ND				151.96	586100	28-SEP-2011 06:09 KUTL	ADT*SECURITY SERVICES #337133	SEP-2011
35,534	Other	US BANK NATIONAL ASSOCIATION ND				149.75	921003	28-SEP-2011 06:09 KUTL	LAWSON PRODUCTS #338073	SEP-2011
35,535	Other	US BANK NATIONAL ASSOCIATION ND				149.10	588100	28-SEP-2011 06:09 KUTL	METHODIST HOSPITAL #334908	SEP-2011
35,536	Other	US BANK NATIONAL ASSOCIATION ND				147.50	586100	28-SEP-2011 06:09 KUTL	ADT*SECURITY SERVICES #337133	SEP-2011
35,537	Other	US BANK NATIONAL ASSOCIATION ND				147.49	902002	28-SEP-2011 06:09 KUTL	ADT*SECURITY SERVICES #337133	SEP-2011
35,538	Other	US BANK NATIONAL ASSOCIATION ND				105.00	506100	28-SEP-2011 06:09 KUTL	OCCUPATIONAL PHYSICIANS S #339261	SEP-2011
35,539	Other	US BANK NATIONAL ASSOCIATION ND				94.72	583001	28-SEP-2011 06:09 KUTL	COYNE TEXTILE SERVICES #341507	SEP-2011
35,540	Other	US BANK NATIONAL ASSOCIATION ND				94.00	588100	28-SEP-2011 06:09 KUTL	LEXINGTON URGENT #337059	SEP-2011
35,541	Other	US BANK NATIONAL ASSOCIATION ND				90.00	588100	28-SEP-2011 06:09 KUTL	EPHRAIM MCDOWELL REGIONA #342919	NOV-2011
35,542	Other	US BANK NATIONAL ASSOCIATION ND				88.53	583001	28-SEP-2011 06:09 KUTL	K AND T SAW SHOP #340715	SEP-2011
35,543	Other	US BANK NATIONAL ASSOCIATION ND				80.00	593004	28-SEP-2011 06:09 KUTL	LEXINGTON URGENT #340335	SEP-2011
35,544	Other	US BANK NATIONAL ASSOCIATION ND				65.17	583001	28-SEP-2011 06:09 KUTL	TWC*TIMEWARNERCBLE #341507	SEP-2011
35,545	Other	US BANK NATIONAL ASSOCIATION ND				63.87	583001	28-SEP-2011 06:09 KUTL	ORKIN #496 #336960	SEP-2011
35,546	Other	US BANK NATIONAL ASSOCIATION ND				61.00	506100	28-SEP-2011 06:09 KUTL	OCCUPATIONAL PHYSICIANS S #338370	SEP-2011
35,547	Other	US BANK NATIONAL ASSOCIATION ND				60.00	598100	28-SEP-2011 06:09 KUTL	PREMIER TERMITE AND PEST #336606	SEP-2011
35,548	Other	US BANK NATIONAL ASSOCIATION ND				52.77	588100	28-SEP-2011 06:09 KUTL	FASTENAL COMPANY01 #340806	SEP-2011
35,549	Other	US BANK NATIONAL ASSOCIATION ND				48.00	586100	28-SEP-2011 06:09 KUTL	TROVER CLINIC FOUNDATION #342711	SEP-2011
35,550	Other	US BANK NATIONAL ASSOCIATION ND				48.00	583001	28-SEP-2011 06:09 KUTL	ORKIN PEST CONTROL #341507	SEP-2011
35,551	Other	US BANK NATIONAL ASSOCIATION ND				45.00	588100	28-SEP-2011 06:09 KUTL	EPHRAIM MCDOWELL REGIONA #342919	SEP-2011
35,552	Other	US BANK NATIONAL ASSOCIATION ND				37.42	583001	28-SEP-2011 06:09 KUTL	MODERN DISTRIBUTORS INC W #341507	SEP-2011
35,553	Other	US BANK NATIONAL ASSOCIATION ND				35.00	588100	28-SEP-2011 06:09 KUTL	LEXINGTON URGENT #335921	SEP-2011
35,554	Other	US BANK NATIONAL ASSOCIATION ND				24.85	903003	28-SEP-2011 06:09 KUTL	TWC*TIMEWARNERCBLE #267074	SEP-2011
35,555	Other	US BANK NATIONAL ASSOCIATION ND				21.05	902002	28-SEP-2011 06:09 KUTL	SHRED IT LOUISVILLE #342729	SEP-2011
35,556	Other	US BANK NATIONAL ASSOCIATION ND				21.04	586100	28-SEP-2011 06:09 KUTL	SHRED IT LOUISVILLE #342729	SEP-2011
35,557	Other	US BANK NATIONAL ASSOCIATION ND				21.04	586100	28-SEP-2011 06:09 KUTL	SHRED IT LOUISVILLE #342729	SEP-2011
35,558	Other	US BANK NATIONAL ASSOCIATION ND				20.00	903003	28-SEP-2011 06:09 KUTL	RUMPKE CONSOLIDATED COMPA #340384	SEP-2011
35,559	Other	US BANK NATIONAL ASSOCIATION ND				17.42	506100	28-SEP-2011 06:09 KUTL	AIRGAS MID AMERICA #337125	SEP-2011
35,560	Other	US BANK NATIONAL ASSOCIATION ND				15.30	903003	28-SEP-2011 06:09 KUTL	DANVILLE BOTTLED WATER D #267074	SEP-2011
35,561	Other	US BANK NATIONAL ASSOCIATION ND				14.12	583001	28-SEP-2011 06:09 KUTL	SOUTH KY RECC #341507	SEP-2011
35,562	Other	US BANK NATIONAL ASSOCIATION ND				9.00	902002	28-SEP-2011 06:09 KUTL	AMERICAN WATER #340129	SEP-2011
35,563	Other	US BANK NATIONAL ASSOCIATION ND				9.00	506100	28-SEP-2011 06:09 KUTL	AJ CLEAN AND DRY CAR WASH #335376	SEP-2011
35,564	Other	US BANK NATIONAL ASSOCIATION ND				9.00	586100	28-SEP-2011 06:09 KUTL	AMERICAN WATER #340129	SEP-2011
35,565	Other	US BANK NATIONAL ASSOCIATION ND				9.00	586100	28-SEP-2011 06:09 KUTL	AMERICAN WATER #340129	SEP-2011
35,566	Other	US BANK NATIONAL ASSOCIATION ND				7.60	583001	28-SEP-2011 06:09 KUTL	FEDEX 045741915026978 #341507	SEP-2011
35,567	Other	US BANK NATIONAL ASSOCIATION ND				6.75	583001	28-SEP-2011 06:09 KUTL	BENTLEY DISTRIBUTING I #336960	SEP-2011
35,568	Other	US BANK NATIONAL ASSOCIATION ND				4.95	583001	28-SEP-2011 06:09 KUTL	USPS 20474807431508864 #404172	SEP-2011

KENTUCKY UTILITIES COMPANY
Case No. 2012- 00221
Analysis of Professional Services Expenses For the Test Year

(A)	(B)	(C)	(D)	(E)	(F)	(G)	(H)	(I)		
Line No.	Type	Vendor	Rate Case	Audit	Other	Total	Account	Invoice	Description	Period
35,569	Other	US BANK NATIONAL ASSOCIATION ND				6,424.68	908005	28-SEP-2011 09:09 SERV	FAYETTE HEATING & AIR CON #426019	SEP-2011
35,570	Other	US BANK NATIONAL ASSOCIATION ND				5,661.76	923100	28-SEP-2011 09:09 SERV	CANTEEN VENDING74050600 #436158	SEP-2011
35,571	Other	US BANK NATIONAL ASSOCIATION ND				5,095.10	923100	28-SEP-2011 09:09 SERV	AVI FOODSYSTEMS IN Q51 #436158	SEP-2011
35,572	Other	US BANK NATIONAL ASSOCIATION ND				3,499.10	923900	28-SEP-2011 09:09 SERV	MERCER #422034	SEP-2011
35,573	Other	US BANK NATIONAL ASSOCIATION ND				2,699.90	923100	28-SEP-2011 09:09 SERV	VALIDEX #413536	SEP-2011
35,574	Other	US BANK NATIONAL ASSOCIATION ND				2,544.78	588100	28-SEP-2011 09:09 SERV	CHOCTAW-KAUL DISTRIBUT #423958	SEP-2011
35,575	Other	US BANK NATIONAL ASSOCIATION ND				2,250.00	923900	28-SEP-2011 09:09 SERV	HAY GROUP INC #422034	SEP-2011
35,576	Other	US BANK NATIONAL ASSOCIATION ND				2,112.05	598100	28-SEP-2011 09:09 SERV	CLARK & RIGGS PRINTING #426456	SEP-2011
35,577	Other	US BANK NATIONAL ASSOCIATION ND				2,100.00	923900	28-SEP-2011 09:09 SERV	TOWERS PERRIN #422034	SEP-2011
35,578	Other	US BANK NATIONAL ASSOCIATION ND				1,899.38	903022	28-SEP-2011 09:09 SERV	CLARK & RIGGS PRINTING #426456	SEP-2011
35,579	Other	US BANK NATIONAL ASSOCIATION ND				1,866.40	908005	28-SEP-2011 09:09 SERV	TOWERS PERRIN #422034	SEP-2011
35,580	Other	US BANK NATIONAL ASSOCIATION ND				1,821.00	903022	28-SEP-2011 09:09 SERV	ALLIANCEONE #2 #340657	SEP-2011
35,581	Other	US BANK NATIONAL ASSOCIATION ND				1,813.41	903022	28-SEP-2011 09:09 SERV	JARBOE'S PLUMBING #426019	SEP-2011
35,582	Other	US BANK NATIONAL ASSOCIATION ND				1,748.80	588100	28-SEP-2011 09:09 SERV	LEXISNEXIS RISK MGT #340657	SEP-2011
35,583	Other	US BANK NATIONAL ASSOCIATION ND				1,728.02	908005	28-SEP-2011 09:09 SERV	ALLIANCEONE #2 #266258	SEP-2011
35,584	Other	US BANK NATIONAL ASSOCIATION ND				1,656.25	908005	28-SEP-2011 09:09 SERV	HASTINGS FIBERGLASS PR #423958	SEP-2011
35,585	Other	US BANK NATIONAL ASSOCIATION ND				1,520.65	908005	28-SEP-2011 09:09 SERV	PFG*PROFORMA #426456	SEP-2011
35,586	Other	US BANK NATIONAL ASSOCIATION ND				1,424.81	908005	28-SEP-2011 09:09 SERV	COLEMAN SMITH INC #426019	SEP-2011
35,587	Other	US BANK NATIONAL ASSOCIATION ND				1,329.99	921003	28-SEP-2011 09:09 SERV	PFG*PROFORMA #426456	SEP-2011
35,588	Other	US BANK NATIONAL ASSOCIATION ND				1,209.42	908005	28-SEP-2011 09:09 SERV	A AND J MECHANICAL SER #426019	SEP-2011
35,589	Other	US BANK NATIONAL ASSOCIATION ND				1,138.15	908005	28-SEP-2011 09:09 SERV	JOHNSON CONTROLS, SSNA #811509	SEP-2011
35,590	Other	US BANK NATIONAL ASSOCIATION ND				1,127.54	908005	28-SEP-2011 09:09 SERV	ROBERT WHITE SERVICES #426019	SEP-2011
35,591	Other	US BANK NATIONAL ASSOCIATION ND				954.30	908005	28-SEP-2011 09:09 SERV	ADA HEATING AND AIR #426019	SEP-2011
35,592	Other	US BANK NATIONAL ASSOCIATION ND				885.70	908005	28-SEP-2011 09:09 SERV	KINSER & KINSER, INC. #426019	SEP-2011
35,593	Other	US BANK NATIONAL ASSOCIATION ND				877.95	903022	28-SEP-2011 09:09 SERV	COMFORT AIR HEATING & #426019	SEP-2011
35,594	Other	US BANK NATIONAL ASSOCIATION ND				838.70	905002	28-SEP-2011 09:09 SERV	PICKETT HEATING & C #426019	SEP-2011
35,595	Other	US BANK NATIONAL ASSOCIATION ND				832.62	903022	28-SEP-2011 09:09 SERV	EXPERIAN #340657	SEP-2011
35,596	Other	US BANK NATIONAL ASSOCIATION ND				772.50	908005	28-SEP-2011 09:09 SERV	SHRED IT LOUISVILLE #420475	SEP-2011
35,597	Other	US BANK NATIONAL ASSOCIATION ND				699.37	908005	28-SEP-2011 09:09 SERV	LEXISNEXIS RISK MGT #266258	SEP-2011
35,598	Other	US BANK NATIONAL ASSOCIATION ND				664.35	908005	28-SEP-2011 09:09 SERV	AIR SERVE OF CENTRAL KENT #426019	SEP-2011
35,599	Other	US BANK NATIONAL ASSOCIATION ND				636.58	588100	28-SEP-2011 09:09 SERV	THE MURPHY COMPANY OF KEN #426019	SEP-2011
35,600	Other	US BANK NATIONAL ASSOCIATION ND				531.24	588100	28-SEP-2011 09:09 SERV	GRAYBEAL AIR SYSTEMS #426019	SEP-2011
35,601	Other	US BANK NATIONAL ASSOCIATION ND				513.46	908005	28-SEP-2011 09:09 SERV	HANNON ELECTRIC CO #423958	SEP-2011
35,602	Other	US BANK NATIONAL ASSOCIATION ND				504.74	903022	28-SEP-2011 09:09 SERV	MICROBAC LABORATORIES #419667	SEP-2011
35,603	Other	US BANK NATIONAL ASSOCIATION ND				504.19	908005	28-SEP-2011 09:09 SERV	LITTLE HEAT AND LITTLE #426019	SEP-2011
35,604	Other	US BANK NATIONAL ASSOCIATION ND				471.78	908005	28-SEP-2011 09:09 SERV	EXPERIAN #266258	SEP-2011
35,605	Other	US BANK NATIONAL ASSOCIATION ND				419.37	908005	28-SEP-2011 09:09 SERV	COLEMAN SMITH INC #426027	SEP-2011
35,606	Other	US BANK NATIONAL ASSOCIATION ND				409.95	908005	28-SEP-2011 09:09 SERV	STIVERS HVAC INC #426019	SEP-2011
35,607	Other	US BANK NATIONAL ASSOCIATION ND				363.05	923900	28-SEP-2011 09:09 SERV	RAY BROWN,PHC #426019	SEP-2011
35,608	Other	US BANK NATIONAL ASSOCIATION ND				326.54	908005	28-SEP-2011 09:09 SERV	PHELPS HEATING & COOLING #426019	SEP-2011
35,609	Other	US BANK NATIONAL ASSOCIATION ND				298.08	903030	28-SEP-2011 09:09 SERV	ALM MEDIA, LLC #422034	SEP-2011
35,610	Other	US BANK NATIONAL ASSOCIATION ND				276.83	908005	28-SEP-2011 09:09 SERV	4382 E&H #598584	SEP-2011
35,611	Other	US BANK NATIONAL ASSOCIATION ND				265.50	502900	28-SEP-2011 09:09 SERV	LEXINGTON URGENT #425672	SEP-2011
35,612	Other	US BANK NATIONAL ASSOCIATION ND				238.07	921002	28-SEP-2011 09:09 SERV	LEXPRO MECHANICAL, INC. #426019	SEP-2011
35,613	Other	US BANK NATIONAL ASSOCIATION ND				217.33	908005	28-SEP-2011 09:09 SERV	SPIRIT SERVICES CO. #419667	SEP-2011
35,614	Other	US BANK NATIONAL ASSOCIATION ND				209.30	570100	28-SEP-2011 09:09 SERV	VERIZON WRLS IVR VN #420392	SEP-2011
35,615	Other	US BANK NATIONAL ASSOCIATION ND				207.36	908005	28-SEP-2011 09:09 SERV	A N ROTH CO INC #426019	SEP-2011
35,616	Other	US BANK NATIONAL ASSOCIATION ND				198.16	921004	28-SEP-2011 09:09 SERV	LEXINGTON URGENT #423735	SEP-2011
35,617	Other	US BANK NATIONAL ASSOCIATION ND				135.03	903022	28-SEP-2011 09:09 SERV	PFG*PROFORMA #426456	SEP-2011
35,618	Other	US BANK NATIONAL ASSOCIATION ND				125.56	502900	28-SEP-2011 09:09 SERV	NU YALE CLEANERS- 6300 #426472	SEP-2011
35,619	Other	US BANK NATIONAL ASSOCIATION ND				101.50	905002	28-SEP-2011 09:09 SERV	CREDIT CLEARING HOUSE OF #340657	SEP-2011
35,620	Other	US BANK NATIONAL ASSOCIATION ND				94.08	923100	28-SEP-2011 09:09 SERV	MICROBAC LABORATORIES #419667	SEP-2011
35,621	Other	US BANK NATIONAL ASSOCIATION ND				92.19	908005	28-SEP-2011 09:09 SERV	SHRED IT-NASHVILLE #420475	SEP-2011
35,622	Other	US BANK NATIONAL ASSOCIATION ND				80.60	925004	28-SEP-2011 09:09 SERV	MICROBAC LABORATORIES #424857	SEP-2011
35,623	Other	US BANK NATIONAL ASSOCIATION ND				80.00	500900	28-SEP-2011 09:09 SERV	PROJECT HEATING AND COOL #426019	SEP-2011
35,624	Other	US BANK NATIONAL ASSOCIATION ND				80.00	580100	28-SEP-2011 09:09 SERV	LEXINGTON URGENT #423776	SEP-2011
35,625	Other	US BANK NATIONAL ASSOCIATION ND				74.10	502900	28-SEP-2011 09:09 SERV	LEXINGTON URGENT #425540	SEP-2011
35,626	Other	US BANK NATIONAL ASSOCIATION ND				60.00	905002	28-SEP-2011 09:09 SERV	LEXINGTON URGENT #425268	SEP-2011
35,627	Other	US BANK NATIONAL ASSOCIATION ND				52.61	923900	28-SEP-2011 09:09 SERV	CARROLL COUNTY MEMORIAL H #419667	SEP-2011
35,628	Other	US BANK NATIONAL ASSOCIATION ND				52.00	561590	28-SEP-2011 09:09 SERV	SOUTHWEST SANITATION #420475	SEP-2011
									SHRED IT LOUISVILLE #426779	SEP-2011
									LEXINGTON URGENT #424345	SEP-2011

KENTUCKY UTILITIES COMPANY
Case No. 2012- 00221
Analysis of Professional Services Expenses For the Test Year

(A)	(B)	(C)	(D)	(E)	(F)	(G)	(H)	(I)		
Line No.	Type	Vendor	Rate Case	Audit	Other	Total	Account	Invoice	Description	Period
35,629	Other	US BANK NATIONAL ASSOCIATION ND				51.53	921902	28-SEP-2011 09:09 SERV	SHRED IT LOUISVILLE #421374	SEP-2011
35,630	Other	US BANK NATIONAL ASSOCIATION ND				50.09	588100	28-SEP-2011 09:09 SERV	WW GRAINGER #423958	SEP-2011
35,631	Other	US BANK NATIONAL ASSOCIATION ND				45.13	921903	28-SEP-2011 09:09 SERV	OCCUPATIONAL PHYSICIANS S #424071	SEP-2011
35,632	Other	US BANK NATIONAL ASSOCIATION ND				45.00	588100	28-SEP-2011 09:09 SERV	SHRED IT LOUISVILLE #425219	SEP-2011
35,633	Other	US BANK NATIONAL ASSOCIATION ND				44.28	903030	28-SEP-2011 09:09 SERV	OCCUPATIONAL PHYSICIANS S #425672	SEP-2011
35,634	Other	US BANK NATIONAL ASSOCIATION ND				39.90	502900	28-SEP-2011 09:09 SERV	LEXINGTON URGENT #419667	SEP-2011
35,635	Other	US BANK NATIONAL ASSOCIATION ND				39.65	570100	28-SEP-2011 09:09 SERV	OCCUPATIONAL PHYSICIANS S #423735	SEP-2011
35,636	Other	US BANK NATIONAL ASSOCIATION ND				37.50	903022	28-SEP-2011 09:09 SERV	SHRED IT LOUISVILLE #340657	SEP-2011
35,637	Other	US BANK NATIONAL ASSOCIATION ND				36.72	501990	28-SEP-2011 09:09 SERV	OCCUPATIONAL PHYSICIANS S #423198	SEP-2011
35,638	Other	US BANK NATIONAL ASSOCIATION ND				31.72	921902	28-SEP-2011 09:09 SERV	OCCUPATIONAL PHYSICIANS S #695019	SEP-2011
35,639	Other	US BANK NATIONAL ASSOCIATION ND				30.50	923900	28-SEP-2011 09:09 SERV	OCCUPATIONAL PHYSICIANS S #422034	SEP-2011
35,640	Other	US BANK NATIONAL ASSOCIATION ND				30.50	921902	28-SEP-2011 09:09 SERV	OCCUPATIONAL PHYSICIANS S #419253	SEP-2011
35,641	Other	US BANK NATIONAL ASSOCIATION ND				30.30	500900	28-SEP-2011 09:09 SERV	SHRED IT LOUISVILLE #425532	SEP-2011
35,642	Other	US BANK NATIONAL ASSOCIATION ND				30.24	921902	28-SEP-2011 09:09 SERV	OCCUPATIONAL PHYSICIANS S #421374	SEP-2011
35,643	Other	US BANK NATIONAL ASSOCIATION ND				29.89	921903	28-SEP-2011 09:09 SERV	OCCUPATIONAL PHYSICIANS S #330129	SEP-2011
35,644	Other	US BANK NATIONAL ASSOCIATION ND				24.40	588100	28-SEP-2011 09:09 SERV	OCCUPATIONAL PHYSICIANS S #422141	SEP-2011
35,645	Other	US BANK NATIONAL ASSOCIATION ND				22.99	923100	28-SEP-2011 09:09 SERV	VERIZON WRLS IVR VN #420392	SEP-2011
35,646	Other	US BANK NATIONAL ASSOCIATION ND				20.96	921903	28-SEP-2011 09:09 SERV	SHRED IT LOUISVILLE #426456	SEP-2011
35,647	Other	US BANK NATIONAL ASSOCIATION ND				19.95	502900	28-SEP-2011 09:09 SERV	LEXINGTON URGENT #419667	SEP-2011
35,648	Other	US BANK NATIONAL ASSOCIATION ND				17.19	908005	28-SEP-2011 09:09 SERV	4382 E&H #598584	SEP-2011
35,649	Other	US BANK NATIONAL ASSOCIATION ND				15.00	580100	28-SEP-2011 09:09 SERV	OCCUPATIONAL PHYSICIANS S #424949	SEP-2011
35,650	Other	US BANK NATIONAL ASSOCIATION ND				14.98	903022	28-SEP-2011 09:09 SERV	SHRED IT LOUISVILLE #266225	SEP-2011
35,651	Other	US BANK NATIONAL ASSOCIATION ND				14.88	921903	28-SEP-2011 09:09 SERV	SHRED IT LOUISVILLE #419956	SEP-2011
35,652	Other	US BANK NATIONAL ASSOCIATION ND				14.82	921903	28-SEP-2011 09:09 SERV	SHRED IT LOUISVILLE #419956	SEP-2011
35,653	Other	US BANK NATIONAL ASSOCIATION ND				14.68	921902	28-SEP-2011 09:09 SERV	SHRED IT LOUISVILLE #419360	SEP-2011
35,654	Other	US BANK NATIONAL ASSOCIATION ND				14.53	588100	28-SEP-2011 09:09 SERV	MEIJER INC #1166 Q01 #423958	SEP-2011
35,655	Other	US BANK NATIONAL ASSOCIATION ND				12.96	921003	28-SEP-2011 09:09 SERV	WALGREENS #9005 #419717	SEP-2011
35,656	Other	US BANK NATIONAL ASSOCIATION ND				10.95	923100	28-SEP-2011 09:09 SERV	SHRED IT LOUISVILLE #424857	SEP-2011
35,657	Other	US BANK NATIONAL ASSOCIATION ND				9.57	903936	28-SEP-2011 09:09 SERV	SHRED IT LOUISVILLE #425862	SEP-2011
35,658	Other	US BANK NATIONAL ASSOCIATION ND				9.42	921902	28-SEP-2011 09:09 SERV	SHRED IT LOUISVILLE #671390	SEP-2011
35,659	Other	US BANK NATIONAL ASSOCIATION ND				9.42	921902	28-SEP-2011 09:09 SERV	SHRED IT LOUISVILLE #671390	SEP-2011
35,660	Other	US BANK NATIONAL ASSOCIATION ND				9.42	556900	28-SEP-2011 09:09 SERV	SHRED IT LOUISVILLE #671390	SEP-2011
35,661	Other	US BANK NATIONAL ASSOCIATION ND				9.34	921902	28-SEP-2011 09:09 SERV	SHRED IT LOUISVILLE #671390	SEP-2011
35,662	Other	US BANK NATIONAL ASSOCIATION ND				9.34	921902	28-SEP-2011 09:09 SERV	SHRED IT LOUISVILLE #671390	SEP-2011
35,663	Other	US BANK NATIONAL ASSOCIATION ND				8.98	921903	28-SEP-2011 09:09 SERV	SHRED IT LOUISVILLE #426456	SEP-2011
35,664	Other	US BANK NATIONAL ASSOCIATION ND				8.92	921903	28-SEP-2011 09:09 SERV	PREMIER CAR WASH #419410	SEP-2011
35,665	Other	US BANK NATIONAL ASSOCIATION ND				8.08	923900	28-SEP-2011 09:09 SERV	SHRED IT LOUISVILLE #418354	SEP-2011
35,666	Other	US BANK NATIONAL ASSOCIATION ND				7.78	923900	28-SEP-2011 09:09 SERV	SHRED IT LOUISVILLE #420574	SEP-2011
35,667	Other	US BANK NATIONAL ASSOCIATION ND				7.52	921903	28-SEP-2011 09:09 SERV	SHRED IT LOUISVILLE #266506	SEP-2011
35,668	Other	US BANK NATIONAL ASSOCIATION ND				7.48	921903	28-SEP-2011 09:09 SERV	SHRED IT LOUISVILLE #422554	SEP-2011
35,669	Other	US BANK NATIONAL ASSOCIATION ND				5.37	921902	28-SEP-2011 09:09 SERV	SHRED IT LOUISVILLE #419543	SEP-2011
35,670	Other	US BANK NATIONAL ASSOCIATION ND				5.37	500900	28-SEP-2011 09:09 SERV	SHRED IT LOUISVILLE #423222	SEP-2011
35,671	Other	US BANK NATIONAL ASSOCIATION ND				5.13	921902	28-SEP-2011 09:09 SERV	SHRED IT LOUISVILLE #419063	SEP-2011
35,672	Other	US BANK NATIONAL ASSOCIATION ND				4.92	921902	28-SEP-2011 09:09 SERV	SHRED IT LOUISVILLE #419543	SEP-2011
35,673	Other	US BANK NATIONAL ASSOCIATION ND				3.57	923900	28-SEP-2011 09:09 SERV	SHRED IT LOUISVILLE #419063	SEP-2011
35,674	Other	US BANK NATIONAL ASSOCIATION ND				3.42	921002	28-SEP-2011 09:09 SERV	SHRED IT LOUISVILLE #419543	SEP-2011
35,675	Other	US BANK NATIONAL ASSOCIATION ND				3.42	923900	28-SEP-2011 09:09 SERV	SHRED IT LOUISVILLE #419063	SEP-2011
35,676	Other	US BANK NATIONAL ASSOCIATION ND				3.36	921902	28-SEP-2011 09:09 SERV	SHRED IT LOUISVILLE #419063	SEP-2011
35,677	Other	US BANK NATIONAL ASSOCIATION ND				3.21	921002	28-SEP-2011 09:09 SERV	SHRED IT LOUISVILLE #419543	SEP-2011
35,678	Other	US BANK NATIONAL ASSOCIATION ND				3.21	921002	28-SEP-2011 09:09 SERV	SHRED IT LOUISVILLE #419543	SEP-2011
35,679	Other	US BANK NATIONAL ASSOCIATION ND				2.94	500900	28-SEP-2011 09:09 SERV	SHRED IT LOUISVILLE #423222	SEP-2011
35,680	Other	US BANK NATIONAL ASSOCIATION ND				2.76	921903	28-SEP-2011 09:09 SERV	SHRED IT LOUISVILLE #423222	SEP-2011
35,681	Other	US BANK NATIONAL ASSOCIATION ND				2.55	921903	28-SEP-2011 09:09 SERV	SHRED IT LOUISVILLE #423222	SEP-2011
35,682	Other	US BANK NATIONAL ASSOCIATION ND				2.49	921902	28-SEP-2011 09:09 SERV	SHRED IT LOUISVILLE #423222	SEP-2011
35,683	Other	US BANK NATIONAL ASSOCIATION ND				2.37	580100	28-SEP-2011 09:09 SERV	SHRED IT LOUISVILLE #423222	SEP-2011
35,684	Other	US BANK NATIONAL ASSOCIATION ND				1.98	560900	28-SEP-2011 09:09 SERV	SHRED IT LOUISVILLE #419063	SEP-2011
35,685	Other	US BANK NATIONAL ASSOCIATION ND				1.68	500900	28-SEP-2011 09:09 SERV	SHRED IT LOUISVILLE #419063	SEP-2011
35,686	Other	US BANK NATIONAL ASSOCIATION ND				1.56	921903	28-SEP-2011 09:09 SERV	SHRED IT LOUISVILLE #423222	SEP-2011
35,687	Other	US BANK NATIONAL ASSOCIATION ND				0.12	560900	28-SEP-2011 09:09 SERV	SHRED IT LOUISVILLE #423222	SEP-2011
35,688	Other	US BANK NATIONAL ASSOCIATION ND				3,429.68	588100	29-AUG-2011 06:08 KUTL	WM EZPAY #343396	AUG-2011

KENTUCKY UTILITIES COMPANY
Case No. 2012- 00221
Analysis of Professional Services Expenses For the Test Year

(A)	(B)	(C)	(D)	(E)	(F)	(G)	(H)	(I)		
Line No.	Type	Vendor	Rate Case	Audit	Other	Total	Account	Invoice	Description	Period
35,689	Other	US BANK NATIONAL ASSOCIATION ND				3,165.39	512100	29-AUG-2011 06:08 KUTL	AIRGAS MID AMERICA #337125	AUG-2011
35,690	Other	US BANK NATIONAL ASSOCIATION ND				2,755.97	935402	29-AUG-2011 06:08 KUTL	REPUBLIC SERVICES TRASH #335905	AUG-2011
35,691	Other	US BANK NATIONAL ASSOCIATION ND				2,165.59	588100	29-AUG-2011 06:08 KUTL	REPUBLIC SERVICES TRASH #340806	AUG-2011
35,692	Other	US BANK NATIONAL ASSOCIATION ND				1,719.10	921003	29-AUG-2011 06:08 KUTL	SIMPLEX GRINNELL WEB P #338073	AUG-2011
35,693	Other	US BANK NATIONAL ASSOCIATION ND				1,594.79	921003	29-AUG-2011 06:08 KUTL	GENERAL SALES COMPANY #338073	AUG-2011
35,694	Other	US BANK NATIONAL ASSOCIATION ND				1,593.21	595100	29-AUG-2011 06:08 KUTL	DISTRICT 6053 - HOPKIN #334874	AUG-2011
35,695	Other	US BANK NATIONAL ASSOCIATION ND				1,405.50	935403	29-AUG-2011 06:08 KUTL	LIEBERT CORPORATION #337505	AUG-2011
35,696	Other	US BANK NATIONAL ASSOCIATION ND				1,267.72	935402	29-AUG-2011 06:08 KUTL	MADISONVILLE DISPOSAL, LL #334874	AUG-2011
35,697	Other	US BANK NATIONAL ASSOCIATION ND				1,191.08	903003	29-AUG-2011 06:08 KUTL	ECO ELECTRIC #341457	AUG-2011
35,698	Other	US BANK NATIONAL ASSOCIATION ND				1,150.00	588100	29-AUG-2011 06:08 KUTL	LEXINGTON URGENT #339287	AUG-2011
35,699	Other	US BANK NATIONAL ASSOCIATION ND				912.08	505100	29-AUG-2011 06:08 KUTL	AIRGAS MID AMERICA #337125	AUG-2011
35,700	Other	US BANK NATIONAL ASSOCIATION ND				861.82	588100	29-AUG-2011 06:08 KUTL	UNIFORM&CAREER APPAREL #336606	AUG-2011
35,701	Other	US BANK NATIONAL ASSOCIATION ND				802.00	930002	29-AUG-2011 06:08 KUTL	MICROBAC LABORATORIES #336994	AUG-2011
35,702	Other	US BANK NATIONAL ASSOCIATION ND				677.94	588100	29-AUG-2011 06:08 KUTL	REPUBLIC SERVICES TRASH #342901	AUG-2011
35,703	Other	US BANK NATIONAL ASSOCIATION ND				675.59	935402	29-AUG-2011 06:08 KUTL	FREEDOM WASTE SERVICE LL #334874	AUG-2011
35,704	Other	US BANK NATIONAL ASSOCIATION ND				601.13	921003	29-AUG-2011 06:08 KUTL	REPUBLIC SERVICES TRASH #337463	AUG-2011
35,705	Other	US BANK NATIONAL ASSOCIATION ND				544.68	588100	29-AUG-2011 06:08 KUTL	SITEX CORPORATION #340129	AUG-2011
35,706	Other	US BANK NATIONAL ASSOCIATION ND				444.61	573100	29-AUG-2011 06:08 KUTL	REPUBLIC SERVICES TRASH #340129	AUG-2011
35,707	Other	US BANK NATIONAL ASSOCIATION ND				444.61	588100	29-AUG-2011 06:08 KUTL	REPUBLIC SERVICES TRASH #340129	AUG-2011
35,708	Other	US BANK NATIONAL ASSOCIATION ND				400.00	903003	29-AUG-2011 06:08 KUTL	CARROLL COUNTY MEMORIAL H #339550	AUG-2011
35,709	Other	US BANK NATIONAL ASSOCIATION ND				400.00	583001	29-AUG-2011 06:08 KUTL	CITY OF SOMERSET UTILITY #341507	AUG-2011
35,710	Other	US BANK NATIONAL ASSOCIATION ND				396.00	583001	29-AUG-2011 06:08 KUTL	BYPASS RENTAL CENTER #336069	AUG-2011
35,711	Other	US BANK NATIONAL ASSOCIATION ND				373.50	588100	29-AUG-2011 06:08 KUTL	OVERHEAD DOOR COMPANY LEX #267173	AUG-2011
35,712	Other	US BANK NATIONAL ASSOCIATION ND				293.00	588100	29-AUG-2011 06:08 KUTL	LEXINGTON URGENT #339287	AUG-2011
35,713	Other	US BANK NATIONAL ASSOCIATION ND				281.35	583001	29-AUG-2011 06:08 KUTL	WCI*WCI OF KENTUCKY #336960	AUG-2011
35,714	Other	US BANK NATIONAL ASSOCIATION ND				267.33	586100	29-AUG-2011 06:08 KUTL	UNIFORM&CAREER APPAREL #342901	AUG-2011
35,715	Other	US BANK NATIONAL ASSOCIATION ND				266.00	588100	29-AUG-2011 06:08 KUTL	LEXINGTON URGENT #342919	AUG-2011
35,716	Other	US BANK NATIONAL ASSOCIATION ND				250.00	506100	29-AUG-2011 06:08 KUTL	ANDREW S MICKLER MD FACS #339253	AUG-2011
35,717	Other	US BANK NATIONAL ASSOCIATION ND				245.00	506100	29-AUG-2011 06:08 KUTL	LEXINGTON URGENT #338370	AUG-2011
35,718	Other	US BANK NATIONAL ASSOCIATION ND				225.00	903003	29-AUG-2011 06:08 KUTL	MID AMERICA SECURITY #267066	AUG-2011
35,719	Other	US BANK NATIONAL ASSOCIATION ND				225.00	903003	29-AUG-2011 06:08 KUTL	MID AMERICA SECURITY #267066	AUG-2011
35,720	Other	US BANK NATIONAL ASSOCIATION ND				185.24	921003	29-AUG-2011 06:08 KUTL	R.E.WHITTAKER COMPANY #337521	AUG-2011
35,721	Other	US BANK NATIONAL ASSOCIATION ND				184.00	921003	29-AUG-2011 06:08 KUTL	OVERHEAD DOOR COMPANY LEX #338073	AUG-2011
35,722	Other	US BANK NATIONAL ASSOCIATION ND				183.37	583001	29-AUG-2011 06:08 KUTL	CONTINENTAL MAINTENANCE S #340715	AUG-2011
35,723	Other	US BANK NATIONAL ASSOCIATION ND				183.00	506100	29-AUG-2011 06:08 KUTL	OCCUPATIONAL PHYSICIANS S #338370	AUG-2011
35,724	Other	US BANK NATIONAL ASSOCIATION ND				178.22	588100	29-AUG-2011 06:08 KUTL	UNIFORM&CAREER APPAREL #342901	AUG-2011
35,725	Other	US BANK NATIONAL ASSOCIATION ND				177.00	921003	29-AUG-2011 06:08 KUTL	SITEX CORPORATION #339279	AUG-2011
35,726	Other	US BANK NATIONAL ASSOCIATION ND				175.00	506100	29-AUG-2011 06:08 KUTL	LEXINGTON BACK & NECK CLI #337422	AUG-2011
35,727	Other	US BANK NATIONAL ASSOCIATION ND				164.00	506100	29-AUG-2011 06:08 KUTL	CLINICAL AUDIOLOGY OF LOU #339253	AUG-2011
35,728	Other	US BANK NATIONAL ASSOCIATION ND				154.74	935403	29-AUG-2011 06:08 KUTL	DORMA - CAROLINA D #337505	AUG-2011
35,729	Other	US BANK NATIONAL ASSOCIATION ND				145.00	512005	29-AUG-2011 06:08 KUTL	EARL FLOYD FORD #338453	AUG-2011
35,730	Other	US BANK NATIONAL ASSOCIATION ND				120.00	588100	29-AUG-2011 06:08 KUTL	LEXINGTON BACK & NECK CLI #336606	AUG-2011
35,731	Other	US BANK NATIONAL ASSOCIATION ND				111.30	583001	29-AUG-2011 06:08 KUTL	CHOCTAW-KAUL DISTRIBUT #336960	AUG-2011
35,732	Other	US BANK NATIONAL ASSOCIATION ND				107.89	583001	29-AUG-2011 06:08 KUTL	BENTLEY DISTRIBUTING I #336960	AUG-2011
35,733	Other	US BANK NATIONAL ASSOCIATION ND				100.00	506100	29-AUG-2011 06:08 KUTL	LEXINGTON URGENT #337422	AUG-2011
35,734	Other	US BANK NATIONAL ASSOCIATION ND				100.00	588100	29-AUG-2011 06:08 KUTL	JACK MANN SCALES, INC #342919	AUG-2011
35,735	Other	US BANK NATIONAL ASSOCIATION ND				95.39	921003	29-AUG-2011 06:08 KUTL	HARBOR FREIGHT TOOLS 1 #337521	AUG-2011
35,736	Other	US BANK NATIONAL ASSOCIATION ND				94.62	583001	29-AUG-2011 06:08 KUTL	COYNE TEXTILE SERVICES #341507	AUG-2011
35,737	Other	US BANK NATIONAL ASSOCIATION ND				90.00	514100	29-AUG-2011 06:08 KUTL	GENES GARAGE & WRECKER SE #338453	AUG-2011
35,738	Other	US BANK NATIONAL ASSOCIATION ND				88.00	588100	29-AUG-2011 06:08 KUTL	LEXINGTON URGENT #267199	AUG-2011
35,739	Other	US BANK NATIONAL ASSOCIATION ND				74.50	921003	29-AUG-2011 06:08 KUTL	GROTT LOCKSMITH CENTER #337521	AUG-2011
35,740	Other	US BANK NATIONAL ASSOCIATION ND				71.29	511100	29-AUG-2011 06:08 KUTL	CHAPMAN TIRE CENTER #338453	AUG-2011
35,741	Other	US BANK NATIONAL ASSOCIATION ND				71.19	583001	29-AUG-2011 06:08 KUTL	MODERN DISTRIBUTORS INC W #341507	AUG-2011
35,742	Other	US BANK NATIONAL ASSOCIATION ND				65.17	583001	29-AUG-2011 06:08 KUTL	TWC-TIMEWARNERCBLE #341507	AUG-2011
35,743	Other	US BANK NATIONAL ASSOCIATION ND				63.87	583001	29-AUG-2011 06:08 KUTL	ORKIN #496 #336960	AUG-2011
35,744	Other	US BANK NATIONAL ASSOCIATION ND				60.00	506100	29-AUG-2011 06:08 KUTL	OCCUPATIONAL PHYSICIANS S #339253	AUG-2011
35,745	Other	US BANK NATIONAL ASSOCIATION ND				60.00	598100	29-AUG-2011 06:08 KUTL	PREMIER TERMITE AND PEST #336606	AUG-2011
35,746	Other	US BANK NATIONAL ASSOCIATION ND				48.00	583001	29-AUG-2011 06:08 KUTL	ORKIN PEST CONTROL #341507	AUG-2011
35,747	Other	US BANK NATIONAL ASSOCIATION ND				47.00	588100	29-AUG-2011 06:08 KUTL	CLARK IMMEDIATE CARE #336606	AUG-2011
35,748	Other	US BANK NATIONAL ASSOCIATION ND				45.00	588100	29-AUG-2011 06:08 KUTL	SHRED IT LOUISVILLE #340962	AUG-2011

KENTUCKY UTILITIES COMPANY
Case No. 2012- 00221
Analysis of Professional Services Expenses For the Test Year

(A)	(B)	(C)	(D)	(E)	(F)	(G)	(H)	(I)		
Line No.	Type	Vendor	Rate Case	Audit	Other	Total	Account	Invoice	Description	Period
35,749	Other	US BANK NATIONAL ASSOCIATION ND				44.00	588100	29-AUG-2011 06:08 KUTL	LEXINGTON URGENT #339287	AUG-2011
35,750	Other	US BANK NATIONAL ASSOCIATION ND				31.80	903003	29-AUG-2011 06:08 KUTL	E-TOWN LAUNDRY #337729	AUG-2011
35,751	Other	US BANK NATIONAL ASSOCIATION ND				28.00	588100	29-AUG-2011 06:08 KUTL	ADVANCE AUTO PARTS #2490 #339386	AUG-2011
35,752	Other	US BANK NATIONAL ASSOCIATION ND				24.85	903003	29-AUG-2011 06:08 KUTL	TWC-TIMEWARNERCBLE #267074	AUG-2011
35,753	Other	US BANK NATIONAL ASSOCIATION ND				22.00	902002	29-AUG-2011 06:08 KUTL	SHRED IT LOUISVILLE #342729	AUG-2011
35,754	Other	US BANK NATIONAL ASSOCIATION ND				20.75	586100	29-AUG-2011 06:08 KUTL	SHRED IT LOUISVILLE #342729	AUG-2011
35,755	Other	US BANK NATIONAL ASSOCIATION ND				20.60	903003	29-AUG-2011 06:08 KUTL	DANVILLE BOTTLED WATER D #267074	AUG-2011
35,756	Other	US BANK NATIONAL ASSOCIATION ND				20.38	586100	29-AUG-2011 06:08 KUTL	SHRED IT LOUISVILLE #342729	AUG-2011
35,757	Other	US BANK NATIONAL ASSOCIATION ND				20.00	903003	29-AUG-2011 06:08 KUTL	RUMPKE CONSOLIDATED COMPA #340384	AUG-2011
35,758	Other	US BANK NATIONAL ASSOCIATION ND				17.42	506100	29-AUG-2011 06:08 KUTL	AIRGAS MID AMERICA #337125	AUG-2011
35,759	Other	US BANK NATIONAL ASSOCIATION ND				14.59	583001	29-AUG-2011 06:08 KUTL	UPS*1Z1T95290399370848 #341507	AUG-2011
35,760	Other	US BANK NATIONAL ASSOCIATION ND				13.69	583001	29-AUG-2011 06:08 KUTL	SOUTH KY RECC #341507	AUG-2011
35,761	Other	US BANK NATIONAL ASSOCIATION ND				9.00	902002	29-AUG-2011 06:08 KUTL	AMERICAN WATER #340129	AUG-2011
35,762	Other	US BANK NATIONAL ASSOCIATION ND				9.00	586100	29-AUG-2011 06:08 KUTL	AMERICAN WATER #340129	AUG-2011
35,763	Other	US BANK NATIONAL ASSOCIATION ND				9.00	586100	29-AUG-2011 06:08 KUTL	AMERICAN WATER #340129	AUG-2011
35,764	Other	US BANK NATIONAL ASSOCIATION ND				6.00	593004	29-AUG-2011 06:08 KUTL	CLASSY CHASSY CAR WASH #343263	AUG-2011
35,765	Other	US BANK NATIONAL ASSOCIATION ND				5.00	566100	29-AUG-2011 06:08 KUTL	CLEAN SWEEP ON BROADWAY #342190	AUG-2011
35,766	Other	US BANK NATIONAL ASSOCIATION ND				16,142.19	923100	29-AUG-2011 08:08 SERV	AVI FOODSYSTEMS IN Q51 #436158	AUG-2011
35,767	Other	US BANK NATIONAL ASSOCIATION ND				9,481.37	921004	29-AUG-2011 08:08 SERV	ECO ELECTRIC #457822	AUG-2011
35,768	Other	US BANK NATIONAL ASSOCIATION ND				4,217.00	908005	29-AUG-2011 08:08 SERV	FAYETTE HEATING & AIR CON #426019	AUG-2011
35,769	Other	US BANK NATIONAL ASSOCIATION ND				4,195.80	908005	29-AUG-2011 08:08 SERV	MOORE SYNDICATION, INC #422562	AUG-2011
35,770	Other	US BANK NATIONAL ASSOCIATION ND				2,927.08	903022	29-AUG-2011 08:08 SERV	ALLIANCEONE #2 #266258	AUG-2011
35,771	Other	US BANK NATIONAL ASSOCIATION ND				2,511.94	923100	29-AUG-2011 08:08 SERV	CANTEEN VENDINT#4050600 #436158	AUG-2011
35,772	Other	US BANK NATIONAL ASSOCIATION ND				2,446.29	903022	29-AUG-2011 08:08 SERV	ALLIANCEONE #2 #340657	AUG-2011
35,773	Other	US BANK NATIONAL ASSOCIATION ND				2,365.67	588100	29-AUG-2011 08:08 SERV	MICROBAC LABORATORIES #419667	AUG-2011
35,774	Other	US BANK NATIONAL ASSOCIATION ND				1,832.00	908005	29-AUG-2011 08:08 SERV	GRAYBEAL AIR SYSTEMS #426019	AUG-2011
35,775	Other	US BANK NATIONAL ASSOCIATION ND				1,722.30	588100	29-AUG-2011 08:08 SERV	HASTINGS FIBERGLASS PR #423958	AUG-2011
35,776	Other	US BANK NATIONAL ASSOCIATION ND				1,575.69	588100	29-AUG-2011 08:08 SERV	CHOCTAW-KAUL DISTRIBUT #423958	AUG-2011
35,777	Other	US BANK NATIONAL ASSOCIATION ND				1,520.36	908005	29-AUG-2011 08:08 SERV	A AND J MECHANICAL SER #426019	AUG-2011
35,778	Other	US BANK NATIONAL ASSOCIATION ND				1,478.60	510100	29-AUG-2011 08:08 SERV	STORM TECHNOLOGIES INC #425532	AUG-2011
35,779	Other	US BANK NATIONAL ASSOCIATION ND				1,464.85	903022	29-AUG-2011 08:08 SERV	EXPERIAN #340657	AUG-2011
35,780	Other	US BANK NATIONAL ASSOCIATION ND				1,397.54	908005	29-AUG-2011 08:08 SERV	KINSER & KINSER, INC. #426019	AUG-2011
35,781	Other	US BANK NATIONAL ASSOCIATION ND				1,375.00	923900	29-AUG-2011 08:08 SERV	TOWERS PERRIN #422034	AUG-2011
35,782	Other	US BANK NATIONAL ASSOCIATION ND				1,296.00	921004	29-AUG-2011 08:08 SERV	COLOURS 2000 #457822	AUG-2011
35,783	Other	US BANK NATIONAL ASSOCIATION ND				1,288.81	908005	29-AUG-2011 08:08 SERV	JARBOE'S PLUMBING #426019	AUG-2011
35,784	Other	US BANK NATIONAL ASSOCIATION ND				1,270.85	903022	29-AUG-2011 08:08 SERV	LEXISNEXIS RISK MGT #340657	AUG-2011
35,785	Other	US BANK NATIONAL ASSOCIATION ND				1,182.19	923900	29-AUG-2011 08:08 SERV	AMERICA'S FINEST FILTERS #421606	AUG-2011
35,786	Other	US BANK NATIONAL ASSOCIATION ND				1,138.66	908005	29-AUG-2011 08:08 SERV	LEXPRO MECHANICAL, INC. #426019	AUG-2011
35,787	Other	US BANK NATIONAL ASSOCIATION ND				1,114.05	908005	29-AUG-2011 08:08 SERV	PHELPS HEATING & COOLING #426019	AUG-2011
35,788	Other	US BANK NATIONAL ASSOCIATION ND				1,044.71	908005	29-AUG-2011 08:08 SERV	PICKETT HEATING & C #426019	AUG-2011
35,789	Other	US BANK NATIONAL ASSOCIATION ND				1,025.00	923900	29-AUG-2011 08:08 SERV	KC WELLNESS #419006	AUG-2011
35,790	Other	US BANK NATIONAL ASSOCIATION ND				971.87	903022	29-AUG-2011 08:08 SERV	EXPERIAN #266258	AUG-2011
35,791	Other	US BANK NATIONAL ASSOCIATION ND				778.23	905002	29-AUG-2011 08:08 SERV	SHRED IT LOUISVILLE #420475	AUG-2011
35,792	Other	US BANK NATIONAL ASSOCIATION ND				748.00	908005	29-AUG-2011 08:08 SERV	LITTLE HEAT AND LITTLE #426019	AUG-2011
35,793	Other	US BANK NATIONAL ASSOCIATION ND				708.98	908005	29-AUG-2011 08:08 SERV	RAY BROWN,PHC #426019	AUG-2011
35,794	Other	US BANK NATIONAL ASSOCIATION ND				694.83	588100	29-AUG-2011 08:08 SERV	MICROBAC LABORATORIES #419667	SEP-2011
35,795	Other	US BANK NATIONAL ASSOCIATION ND				514.50	908005	29-AUG-2011 08:08 SERV	LITTLE HEAT AND LITTLE #426027	AUG-2011
35,796	Other	US BANK NATIONAL ASSOCIATION ND				500.00	908005	29-AUG-2011 08:08 SERV	RINGLER HEATING #426019	AUG-2011
35,797	Other	US BANK NATIONAL ASSOCIATION ND				499.97	908005	29-AUG-2011 08:08 SERV	COMFORT AIR HEATING & #426019	AUG-2011
35,798	Other	US BANK NATIONAL ASSOCIATION ND				461.10	903022	29-AUG-2011 08:08 SERV	LEXISNEXIS RISK MGT #266258	AUG-2011
35,799	Other	US BANK NATIONAL ASSOCIATION ND				354.24	903030	29-AUG-2011 08:08 SERV	LEXINGTON URGENT #425672	AUG-2011
35,800	Other	US BANK NATIONAL ASSOCIATION ND				350.20	908005	29-AUG-2011 08:08 SERV	AIR SERVE OF CENTRAL KENT #426019	AUG-2011
35,801	Other	US BANK NATIONAL ASSOCIATION ND				323.00	588100	29-AUG-2011 08:08 SERV	BUCKINGHAM MANUFACTURI #423958	AUG-2011
35,802	Other	US BANK NATIONAL ASSOCIATION ND				257.50	908005	29-AUG-2011 08:08 SERV	ROBERT WHITE SERVICES #426019	AUG-2011
35,803	Other	US BANK NATIONAL ASSOCIATION ND				257.50	908005	29-AUG-2011 08:08 SERV	MAESER MASTER SERVICES LL #426019	AUG-2011
35,804	Other	US BANK NATIONAL ASSOCIATION ND				250.00	905002	29-AUG-2011 08:08 SERV	SHRED IT-NASHVILLE #420475	AUG-2011
35,805	Other	US BANK NATIONAL ASSOCIATION ND				227.30	502900	29-AUG-2011 08:08 SERV	SPIRIT SERVICES CO. #419667	AUG-2011
35,806	Other	US BANK NATIONAL ASSOCIATION ND				224.20	905002	29-AUG-2011 08:08 SERV	SHRED-IT KNOXVILLE #420475	AUG-2011
35,807	Other	US BANK NATIONAL ASSOCIATION ND				212.50	921903	29-AUG-2011 08:08 SERV	NICK BONURA PHOTOGRAPHY L #426456	AUG-2011
35,808	Other	US BANK NATIONAL ASSOCIATION ND				190.59	903022	29-AUG-2011 08:08 SERV	CREDIT CLEARING HOUSE OF #340657	AUG-2011

KENTUCKY UTILITIES COMPANY
Case No. 2012- 00221
Analysis of Professional Services Expenses For the Test Year

(A)	(B)	(C)	(D)	(E)	(F)	(G)	(H)	(I)		
Line No.	Type	Vendor	Rate Case	Audit	Other	Total	Account	Invoice	Description	Period
35,809	Other	US BANK NATIONAL ASSOCIATION ND				188.00	908005	29-AUG-2011 08:08 SERV	KLM MECHANICAL SERVICE #426019	AUG-2011
35,810	Other	US BANK NATIONAL ASSOCIATION ND				183.70	908005	29-AUG-2011 08:08 SERV	BRYANT-BURNETT HTC & AC #426019	AUG-2011
35,811	Other	US BANK NATIONAL ASSOCIATION ND				167.50	908005	29-AUG-2011 08:08 SERV	KINSER & KINSER, INC. #426027	AUG-2011
35,812	Other	US BANK NATIONAL ASSOCIATION ND				139.18	905002	29-AUG-2011 08:08 SERV	CINTAS DOC MGT #D01 #420475	AUG-2011
35,813	Other	US BANK NATIONAL ASSOCIATION ND				102.27	921003	29-AUG-2011 08:08 SERV	SIGNS NOW #419725	AUG-2011
35,814	Other	US BANK NATIONAL ASSOCIATION ND				84.90	908005	29-AUG-2011 08:08 SERV	R&D ELECTRIC CO, INC #426019	AUG-2011
35,815	Other	US BANK NATIONAL ASSOCIATION ND				60.00	905002	29-AUG-2011 08:08 SERV	SOUTHWEST SANITATION #420475	AUG-2011
35,816	Other	US BANK NATIONAL ASSOCIATION ND				57.26	903030	29-AUG-2011 08:08 SERV	METHODIST HOSPITAL #425672	AUG-2011
35,817	Other	US BANK NATIONAL ASSOCIATION ND				53.80	588100	29-AUG-2011 08:08 SERV	BEST STAMP & SEAL CO. #423958	AUG-2011
35,818	Other	US BANK NATIONAL ASSOCIATION ND				52.61	923900	29-AUG-2011 08:08 SERV	SHRED IT LOUISVILLE #426779	AUG-2011
35,819	Other	US BANK NATIONAL ASSOCIATION ND				51.53	921902	29-AUG-2011 08:08 SERV	SHRED IT LOUISVILLE #421374	AUG-2011
35,820	Other	US BANK NATIONAL ASSOCIATION ND				42.38	923100	29-AUG-2011 08:08 SERV	VALIDEX #413536	AUG-2011
35,821	Other	US BANK NATIONAL ASSOCIATION ND				42.29	500900	29-AUG-2011 08:08 SERV	DOO WOP SHOP #425532	AUG-2011
35,822	Other	US BANK NATIONAL ASSOCIATION ND				41.76	921903	29-AUG-2011 08:08 SERV	OCCUPATIONAL PHYSICIANS S #426746	AUG-2011
35,823	Other	US BANK NATIONAL ASSOCIATION ND				38.88	921902	29-AUG-2011 08:08 SERV	OCCUPATIONAL PHYSICIANS S #421374	AUG-2011
35,824	Other	US BANK NATIONAL ASSOCIATION ND				37.50	903022	29-AUG-2011 08:08 SERV	SHRED IT LOUISVILLE #340657	AUG-2011
35,825	Other	US BANK NATIONAL ASSOCIATION ND				37.44	923900	29-AUG-2011 08:08 SERV	OCCUPATIONAL PHYSICIANS S #420574	AUG-2011
35,826	Other	US BANK NATIONAL ASSOCIATION ND				37.21	921902	29-AUG-2011 08:08 SERV	OCCUPATIONAL PHYSICIANS S #421374	AUG-2011
35,827	Other	US BANK NATIONAL ASSOCIATION ND				34.86	921003	29-AUG-2011 08:08 SERV	BEST BUY 00027953 #419725	AUG-2011
35,828	Other	US BANK NATIONAL ASSOCIATION ND				30.66	921002	29-AUG-2011 08:08 SERV	VERIZON WRLS IVR VN #420392	AUG-2011
35,829	Other	US BANK NATIONAL ASSOCIATION ND				30.25	921903	29-AUG-2011 08:08 SERV	OCCUPATIONAL PHYSICIANS S #424071	AUG-2011
35,830	Other	US BANK NATIONAL ASSOCIATION ND				29.89	921902	29-AUG-2011 08:08 SERV	OCCUPATIONAL PHYSICIANS S #419360	AUG-2011
35,831	Other	US BANK NATIONAL ASSOCIATION ND				27.67	908005	29-AUG-2011 08:08 SERV	SEASONS CATERING & SPECIA #425151	AUG-2011
35,832	Other	US BANK NATIONAL ASSOCIATION ND				27.62	908005	29-AUG-2011 08:08 SERV	SEASONS CATERING & SPECIA #425151	AUG-2011
35,833	Other	US BANK NATIONAL ASSOCIATION ND				27.62	908005	29-AUG-2011 08:08 SERV	SEASONS CATERING & SPECIA #425151	AUG-2011
35,834	Other	US BANK NATIONAL ASSOCIATION ND				27.62	908005	29-AUG-2011 08:08 SERV	SEASONS CATERING & SPECIA #425151	AUG-2011
35,835	Other	US BANK NATIONAL ASSOCIATION ND				27.62	908005	29-AUG-2011 08:08 SERV	SEASONS CATERING & SPECIA #425151	AUG-2011
35,836	Other	US BANK NATIONAL ASSOCIATION ND				27.62	908005	29-AUG-2011 08:08 SERV	SEASONS CATERING & SPECIA #425151	AUG-2011
35,837	Other	US BANK NATIONAL ASSOCIATION ND				27.62	908005	29-AUG-2011 08:08 SERV	SEASONS CATERING & SPECIA #425151	AUG-2011
35,838	Other	US BANK NATIONAL ASSOCIATION ND				27.62	908005	29-AUG-2011 08:08 SERV	SEASONS CATERING & SPECIA #425151	AUG-2011
35,839	Other	US BANK NATIONAL ASSOCIATION ND				25.55	921902	29-AUG-2011 08:08 SERV	ALISON - ASSOCIATES #418354	SEP-2011
35,840	Other	US BANK NATIONAL ASSOCIATION ND				23.37	921902	29-AUG-2011 08:08 SERV	ALISON - ASSOCIATES #418354	SEP-2011
35,841	Other	US BANK NATIONAL ASSOCIATION ND				22.47	903022	29-AUG-2011 08:08 SERV	SHRED IT LOUISVILLE #266225	AUG-2011
35,842	Other	US BANK NATIONAL ASSOCIATION ND				19.52	500900	29-AUG-2011 08:08 SERV	SHRED IT LOUISVILLE #425532	AUG-2011
35,843	Other	US BANK NATIONAL ASSOCIATION ND				16.22	921902	29-AUG-2011 08:08 SERV	ALISON - ASSOCIATES #418354	SEP-2011
35,844	Other	US BANK NATIONAL ASSOCIATION ND				10.95	923100	29-AUG-2011 08:08 SERV	SHRED IT LOUISVILLE #424857	AUG-2011
35,845	Other	US BANK NATIONAL ASSOCIATION ND				10.48	921903	29-AUG-2011 08:08 SERV	SHRED IT LOUISVILLE #426456	AUG-2011
35,846	Other	US BANK NATIONAL ASSOCIATION ND				10.36	908005	29-AUG-2011 08:08 SERV	EAGLE PRESS #422539	AUG-2011
35,847	Other	US BANK NATIONAL ASSOCIATION ND				10.00	903022	29-AUG-2011 08:08 SERV	OCCUPATIONAL PHYSICIANS S #340657	AUG-2011
35,848	Other	US BANK NATIONAL ASSOCIATION ND				9.57	903936	29-AUG-2011 08:08 SERV	SHRED IT LOUISVILLE #425862	AUG-2011
35,849	Other	US BANK NATIONAL ASSOCIATION ND				8.79	588100	29-AUG-2011 08:08 SERV	MEIJER INC #166 Q01 #423958	AUG-2011
35,850	Other	US BANK NATIONAL ASSOCIATION ND				7.93	921903	29-AUG-2011 08:08 SERV	PREMIER CAR WASH #419410	AUG-2011
35,851	Other	US BANK NATIONAL ASSOCIATION ND				7.78	923900	29-AUG-2011 08:08 SERV	SHRED IT LOUISVILLE #420574	AUG-2011
35,852	Other	US BANK NATIONAL ASSOCIATION ND				7.52	921903	29-AUG-2011 08:08 SERV	SHRED IT LOUISVILLE #266506	AUG-2011
35,853	Other	US BANK NATIONAL ASSOCIATION ND				7.48	921903	29-AUG-2011 08:08 SERV	SHRED IT LOUISVILLE #422554	AUG-2011
35,854	Other	US BANK NATIONAL ASSOCIATION ND				7.44	921903	29-AUG-2011 08:08 SERV	SHRED IT LOUISVILLE #419956	AUG-2011
35,855	Other	US BANK NATIONAL ASSOCIATION ND				7.41	921903	29-AUG-2011 08:08 SERV	SHRED IT LOUISVILLE #419956	AUG-2011
35,856	Other	US BANK NATIONAL ASSOCIATION ND				(7.37)	921903	29-AUG-2011 08:08 SERV	GUY BROWN PD*IN#471568 #419956	AUG-2011
35,857	Other	US BANK NATIONAL ASSOCIATION ND				(7.34)	921903	29-AUG-2011 08:08 SERV	GUY BROWN PD*IN#471568 #419956	AUG-2011
35,858	Other	US BANK NATIONAL ASSOCIATION ND				6.78	923100	29-AUG-2011 08:08 SERV	VERIZON WRLS IVR VN #420392	AUG-2011
35,859	Other	US BANK NATIONAL ASSOCIATION ND				4.71	921902	29-AUG-2011 08:08 SERV	SHRED IT LOUISVILLE #671390	AUG-2011
35,860	Other	US BANK NATIONAL ASSOCIATION ND				4.71	921902	29-AUG-2011 08:08 SERV	SHRED IT LOUISVILLE #671390	AUG-2011
35,861	Other	US BANK NATIONAL ASSOCIATION ND				4.71	556900	29-AUG-2011 08:08 SERV	SHRED IT LOUISVILLE #671390	AUG-2011
35,862	Other	US BANK NATIONAL ASSOCIATION ND				4.67	921902	29-AUG-2011 08:08 SERV	SHRED IT LOUISVILLE #671390	AUG-2011
35,863	Other	US BANK NATIONAL ASSOCIATION ND				4.67	921902	29-AUG-2011 08:08 SERV	SHRED IT LOUISVILLE #671390	AUG-2011
35,864	Other	US BANK NATIONAL ASSOCIATION ND				4.49	921903	29-AUG-2011 08:08 SERV	SHRED IT LOUISVILLE #426456	AUG-2011
35,865	Other	US BANK NATIONAL ASSOCIATION ND				3.58	921902	29-AUG-2011 08:08 SERV	SHRED IT LOUISVILLE #419543	AUG-2011
35,866	Other	US BANK NATIONAL ASSOCIATION ND				3.58	500900	29-AUG-2011 08:08 SERV	SHRED IT LOUISVILLE #423222	AUG-2011
35,867	Other	US BANK NATIONAL ASSOCIATION ND				3.42	921902	29-AUG-2011 08:08 SERV	SHRED IT LOUISVILLE #419063	AUG-2011
35,868	Other	US BANK NATIONAL ASSOCIATION ND				3.28	921902	29-AUG-2011 08:08 SERV	SHRED IT LOUISVILLE #419543	AUG-2011

KENTUCKY UTILITIES COMPANY
Case No. 2012- 00221
Analysis of Professional Services Expenses For the Test Year

(A)	(B)	(C)	(D)	(E)	(F)	(G)	(H)	(I)		
Line No.	Type	Vendor	Rate Case	Audit	Other	Total	Account	Invoice	Description	Period
35,869	Other	US BANK NATIONAL ASSOCIATION ND				2.38	923900	29-AUG-2011 08:08 SERV	SHRED IT LOUISVILLE #419063	AUG-2011
35,870	Other	US BANK NATIONAL ASSOCIATION ND				2.28	921002	29-AUG-2011 08:08 SERV	SHRED IT LOUISVILLE #419543	AUG-2011
35,871	Other	US BANK NATIONAL ASSOCIATION ND				2.28	923900	29-AUG-2011 08:08 SERV	SHRED IT LOUISVILLE #419063	AUG-2011
35,872	Other	US BANK NATIONAL ASSOCIATION ND				2.24	921902	29-AUG-2011 08:08 SERV	SHRED IT LOUISVILLE #419063	AUG-2011
35,873	Other	US BANK NATIONAL ASSOCIATION ND				2.14	921002	29-AUG-2011 08:08 SERV	SHRED IT LOUISVILLE #419543	AUG-2011
35,874	Other	US BANK NATIONAL ASSOCIATION ND				2.14	921002	29-AUG-2011 08:08 SERV	SHRED IT LOUISVILLE #419543	AUG-2011
35,875	Other	US BANK NATIONAL ASSOCIATION ND				1.96	500900	29-AUG-2011 08:08 SERV	SHRED IT LOUISVILLE #423222	AUG-2011
35,876	Other	US BANK NATIONAL ASSOCIATION ND				1.84	921903	29-AUG-2011 08:08 SERV	SHRED IT LOUISVILLE #423222	AUG-2011
35,877	Other	US BANK NATIONAL ASSOCIATION ND				1.70	921903	29-AUG-2011 08:08 SERV	SHRED IT LOUISVILLE #423222	AUG-2011
35,878	Other	US BANK NATIONAL ASSOCIATION ND				1.66	921902	29-AUG-2011 08:08 SERV	SHRED IT LOUISVILLE #423222	AUG-2011
35,879	Other	US BANK NATIONAL ASSOCIATION ND				1.58	580100	29-AUG-2011 08:08 SERV	SHRED IT LOUISVILLE #423222	AUG-2011
35,880	Other	US BANK NATIONAL ASSOCIATION ND				1.32	560900	29-AUG-2011 08:08 SERV	SHRED IT LOUISVILLE #419063	AUG-2011
35,881	Other	US BANK NATIONAL ASSOCIATION ND				1.12	500900	29-AUG-2011 08:08 SERV	SHRED IT LOUISVILLE #419063	AUG-2011
35,882	Other	US BANK NATIONAL ASSOCIATION ND				1.04	921903	29-AUG-2011 08:08 SERV	SHRED IT LOUISVILLE #423222	AUG-2011
35,883	Other	US BANK NATIONAL ASSOCIATION ND				0.08	560900	29-AUG-2011 08:08 SERV	SHRED IT LOUISVILLE #423222	AUG-2011
35,884	Other	US BANK NATIONAL ASSOCIATION ND				6,619.00	511100	29-FEB-2012 05:02 KUTL	LEYBOLD VACUUM PRODUCT #335301	Feb-2012
35,885	Other	US BANK NATIONAL ASSOCIATION ND				5,791.39	921003	29-FEB-2012 05:02 KUTL	FRANTZ INC #337521	Feb-2012
35,886	Other	US BANK NATIONAL ASSOCIATION ND				3,506.67	512100	29-FEB-2012 05:02 KUTL	AIRGAS MID AMERICA #337125	Feb-2012
35,887	Other	US BANK NATIONAL ASSOCIATION ND				2,105.52	588100	29-FEB-2012 05:02 KUTL	REPUBLIC SERVICES TRASH #340806	Feb-2012
35,888	Other	US BANK NATIONAL ASSOCIATION ND				2,049.30	588100	29-FEB-2012 05:02 KUTL	FIRST AMERICA TRUCK WASH #267173	Feb-2012
35,889	Other	US BANK NATIONAL ASSOCIATION ND				2,035.62	935402	29-FEB-2012 05:02 KUTL	REPUBLIC SERVICES TRASH #335905	Feb-2012
35,890	Other	US BANK NATIONAL ASSOCIATION ND				1,136.42	935402	29-FEB-2012 05:02 KUTL	FREEDOM WASTE #334874	Feb-2012
35,891	Other	US BANK NATIONAL ASSOCIATION ND				957.00	935403	29-FEB-2012 05:02 KUTL	FRANTZ INC #337505	Feb-2012
35,892	Other	US BANK NATIONAL ASSOCIATION ND				948.94	506100	29-FEB-2012 05:02 KUTL	AIRGAS MID AMERICA #337125	Feb-2012
35,893	Other	US BANK NATIONAL ASSOCIATION ND				940.50	588100	29-FEB-2012 05:02 KUTL	UNIFORM&CAREER APPAREL #336606	Feb-2012
35,894	Other	US BANK NATIONAL ASSOCIATION ND				897.25	506100	29-FEB-2012 05:02 KUTL	PREDICT INC #338388	Feb-2012
35,895	Other	US BANK NATIONAL ASSOCIATION ND				886.46	935402	29-FEB-2012 05:02 KUTL	MADISONVILLE DISPOSAL, LL #334874	Feb-2012
35,896	Other	US BANK NATIONAL ASSOCIATION ND				806.47	573100	29-FEB-2012 05:02 KUTL	REPUBLIC SERVICES TRASH #340129	Feb-2012
35,897	Other	US BANK NATIONAL ASSOCIATION ND				806.47	588100	29-FEB-2012 05:02 KUTL	REPUBLIC SERVICES TRASH #340129	Feb-2012
35,898	Other	US BANK NATIONAL ASSOCIATION ND				800.00	903003	29-FEB-2012 05:02 KUTL	CARROLL COUNTY MEMORIAL H #339550	Feb-2012
35,899	Other	US BANK NATIONAL ASSOCIATION ND				749.56	588100	29-FEB-2012 05:02 KUTL	WM EZPAY #343396	Feb-2012
35,900	Other	US BANK NATIONAL ASSOCIATION ND				745.00	921003	29-FEB-2012 05:02 KUTL	OFFICE RESOURCES INC DOWN #337521	Feb-2012
35,901	Other	US BANK NATIONAL ASSOCIATION ND				692.28	588100	29-FEB-2012 05:02 KUTL	REPUBLIC SERVICES TRASH #342901	Feb-2012
35,902	Other	US BANK NATIONAL ASSOCIATION ND				607.64	921003	29-FEB-2012 05:02 KUTL	REPUBLIC SERVICES TRASH #337463	Feb-2012
35,903	Other	US BANK NATIONAL ASSOCIATION ND				603.64	588100	29-FEB-2012 05:02 KUTL	OUTER LOOP RDF #343396	Feb-2012
35,904	Other	US BANK NATIONAL ASSOCIATION ND				580.48	588100	29-FEB-2012 05:02 KUTL	SITEX CORPORATION #340129	Feb-2012
35,905	Other	US BANK NATIONAL ASSOCIATION ND				574.03	921003	29-FEB-2012 05:02 KUTL	GENERAL SALES COMPANY #338073	Feb-2012
35,906	Other	US BANK NATIONAL ASSOCIATION ND				566.87	583001	29-FEB-2012 05:02 KUTL	HUSKIE TOOLS INC #340715	Feb-2012
35,907	Other	US BANK NATIONAL ASSOCIATION ND				558.43	921003	29-FEB-2012 05:02 KUTL	S & J LIGHTING #337521	Feb-2012
35,908	Other	US BANK NATIONAL ASSOCIATION ND				446.00	588100	29-FEB-2012 05:02 KUTL	LEXINGTON URGENT #335921	Feb-2012
35,909	Other	US BANK NATIONAL ASSOCIATION ND				371.12	921003	29-FEB-2012 05:02 KUTL	OVERHEAD DOOR COMPANY LEX #338073	Feb-2012
35,910	Other	US BANK NATIONAL ASSOCIATION ND				341.51	935402	29-FEB-2012 05:02 KUTL	TRI COUNTY WASTE INC #335905	Feb-2012
35,911	Other	US BANK NATIONAL ASSOCIATION ND				321.00	921003	29-FEB-2012 05:02 KUTL	SITEX CORPORATION #339279	Feb-2012
35,912	Other	US BANK NATIONAL ASSOCIATION ND				303.20	583001	29-FEB-2012 05:02 KUTL	G&K SERVICES 262 #336960	Feb-2012
35,913	Other	US BANK NATIONAL ASSOCIATION ND				298.05	586100	29-FEB-2012 05:02 KUTL	UNIFORM&CAREER APPAREL #342901	Feb-2012
35,914	Other	US BANK NATIONAL ASSOCIATION ND				288.76	583001	29-FEB-2012 05:02 KUTL	WCI*WCI OF KENTUCKY #336960	Feb-2012
35,915	Other	US BANK NATIONAL ASSOCIATION ND				253.50	935403	29-FEB-2012 05:02 KUTL	IVEY MECHANICAL CO. LLC - #337505	Feb-2012
35,916	Other	US BANK NATIONAL ASSOCIATION ND				223.00	506100	29-FEB-2012 05:02 KUTL	LEXINGTON URGENT #337422	Feb-2012
35,917	Other	US BANK NATIONAL ASSOCIATION ND				198.68	588100	29-FEB-2012 05:02 KUTL	UNIFORM&CAREER APPAREL #342901	Feb-2012
35,918	Other	US BANK NATIONAL ASSOCIATION ND				191.55	588100	29-FEB-2012 05:02 KUTL	METHODIST HMC #334908	Feb-2012
35,919	Other	US BANK NATIONAL ASSOCIATION ND				188.00	588100	29-FEB-2012 05:02 KUTL	LEXINGTON URGENT #334908	Feb-2012
35,920	Other	US BANK NATIONAL ASSOCIATION ND				172.20	588100	29-FEB-2012 05:02 KUTL	METHODIST HOSPITAL #334908	Feb-2012
35,921	Other	US BANK NATIONAL ASSOCIATION ND				165.00	586100	29-FEB-2012 05:02 KUTL	LEXINGTON URGENT #342711	Feb-2012
35,922	Other	US BANK NATIONAL ASSOCIATION ND				164.04	588100	29-FEB-2012 05:02 KUTL	SIMPLEX GRINNELL WEB P #342919	Feb-2012
35,923	Other	US BANK NATIONAL ASSOCIATION ND				130.00	506100	29-FEB-2012 05:02 KUTL	KORT LOUISVILLE #338370	Feb-2012
35,924	Other	US BANK NATIONAL ASSOCIATION ND				130.00	588100	29-FEB-2012 05:02 KUTL	KORT LOUISVILLE #339287	Feb-2012
35,925	Other	US BANK NATIONAL ASSOCIATION ND				127.74	583001	29-FEB-2012 05:02 KUTL	ORKIN #496 #336960	Feb-2012
35,926	Other	US BANK NATIONAL ASSOCIATION ND				126.00	506100	29-FEB-2012 05:02 KUTL	MS COMMUNITY HEALTH LLC #843329	Feb-2012
35,927	Other	US BANK NATIONAL ASSOCIATION ND				102.68	583001	29-FEB-2012 05:02 KUTL	COYNE TEXTILE SERVICES #341507	Feb-2012
35,928	Other	US BANK NATIONAL ASSOCIATION ND				100.00	588100	29-FEB-2012 05:02 KUTL	JACK MANN SCALES, INC #342919	Feb-2012

KENTUCKY UTILITIES COMPANY
Case No. 2012- 00221
Analysis of Professional Services Expenses For the Test Year

(A)	(B)	(C)	(D)	(E)	(F)	(G)	(H)	(I)		
Line No.	Type	Vendor	Rate Case	Audit	Other	Total	Account	Invoice	Description	Period
35,929	Other	US BANK NATIONAL ASSOCIATION ND				94.00	588100	29-FEB-2012 05:02 KUTL	LEXINGTON URGENT #342919	Feb-2012
35,930	Other	US BANK NATIONAL ASSOCIATION ND				80.00	593004	29-FEB-2012 05:02 KUTL	LEXINGTON URGENT #340335	Feb-2012
35,931	Other	US BANK NATIONAL ASSOCIATION ND				75.00	586100	29-FEB-2012 05:02 KUTL	M & M TOWING #338958	Feb-2012
35,932	Other	US BANK NATIONAL ASSOCIATION ND				71.50	583001	29-FEB-2012 05:02 KUTL	K AND T SAW SHOP #340715	Feb-2012
35,933	Other	US BANK NATIONAL ASSOCIATION ND				71.19	583001	29-FEB-2012 05:02 KUTL	MODERN DISTRIBUTORS INC W #341507	Feb-2012
35,934	Other	US BANK NATIONAL ASSOCIATION ND				70.00	506100	29-FEB-2012 05:02 KUTL	LEXINGTON URGENT #843329	Feb-2012
35,935	Other	US BANK NATIONAL ASSOCIATION ND				70.00	506100	29-FEB-2012 05:02 KUTL	LEXINGTON URGENT #338370	Feb-2012
35,936	Other	US BANK NATIONAL ASSOCIATION ND				67.00	921003	29-FEB-2012 05:02 KUTL	MICROBAC LABORATORIES #337521	Feb-2012
35,937	Other	US BANK NATIONAL ASSOCIATION ND				65.15	583001	29-FEB-2012 05:02 KUTL	TWC*TIMEWARNERCBLE #341507	Feb-2012
35,938	Other	US BANK NATIONAL ASSOCIATION ND				59.95	921003	29-FEB-2012 05:02 KUTL	BOMA PUBLICATIONS #337521	Feb-2012
35,939	Other	US BANK NATIONAL ASSOCIATION ND				52.70	506100	29-FEB-2012 05:02 KUTL	UNIFORM&CAREER APPAREL #660186	Feb-2012
35,940	Other	US BANK NATIONAL ASSOCIATION ND				48.00	583001	29-FEB-2012 05:02 KUTL	ORKIN PEST CONTROL #341507	Feb-2012
35,941	Other	US BANK NATIONAL ASSOCIATION ND				48.00	586100	29-FEB-2012 05:02 KUTL	TROVER CLINIC FOUNDATION #337141	Feb-2012
35,942	Other	US BANK NATIONAL ASSOCIATION ND				47.00	588100	29-FEB-2012 05:02 KUTL	LEXINGTON URGENT #336820	Feb-2012
35,943	Other	US BANK NATIONAL ASSOCIATION ND				47.00	588100	29-FEB-2012 05:02 KUTL	LEXINGTON URGENT #336382	Feb-2012
35,944	Other	US BANK NATIONAL ASSOCIATION ND				45.00	588100	29-FEB-2012 05:02 KUTL	SHRED IT LOUISVILLE #340962	Feb-2012
35,945	Other	US BANK NATIONAL ASSOCIATION ND				41.20	903003	29-FEB-2012 05:02 KUTL	DANVILLE BOTTLED WATER D #267074	Feb-2012
35,946	Other	US BANK NATIONAL ASSOCIATION ND				35.85	583001	29-FEB-2012 05:02 KUTL	CITY OF SOMERSET UTILITY #341507	Feb-2012
35,947	Other	US BANK NATIONAL ASSOCIATION ND				35.00	588100	29-FEB-2012 05:02 KUTL	OCCUPATIONAL PHYSICIANS S #334908	Feb-2012
35,948	Other	US BANK NATIONAL ASSOCIATION ND				35.00	588100	29-FEB-2012 05:02 KUTL	LEXINGTON URGENT #338685	Feb-2012
35,949	Other	US BANK NATIONAL ASSOCIATION ND				35.00	586100	29-FEB-2012 05:02 KUTL	LEXINGTON URGENT #339758	Feb-2012
35,950	Other	US BANK NATIONAL ASSOCIATION ND				27.00	583001	29-FEB-2012 05:02 KUTL	BENTLEY DISTRIBUTING I #336960	Feb-2012
35,951	Other	US BANK NATIONAL ASSOCIATION ND				25.71	902002	29-FEB-2012 05:02 KUTL	SHRED IT LOUISVILLE #342729	Feb-2012
35,952	Other	US BANK NATIONAL ASSOCIATION ND				25.71	586100	29-FEB-2012 05:02 KUTL	SHRED IT LOUISVILLE #342729	Feb-2012
35,953	Other	US BANK NATIONAL ASSOCIATION ND				25.71	586100	29-FEB-2012 05:02 KUTL	SHRED IT LOUISVILLE #342729	Feb-2012
35,954	Other	US BANK NATIONAL ASSOCIATION ND				24.85	903003	29-FEB-2012 05:02 KUTL	TWC*TIMEWARNERCBLE #267074	Feb-2012
35,955	Other	US BANK NATIONAL ASSOCIATION ND				24.00	566100	29-FEB-2012 05:02 KUTL	CAR EXPRESS WASH #338487	Feb-2012
35,956	Other	US BANK NATIONAL ASSOCIATION ND				20.00	903003	29-FEB-2012 05:02 KUTL	RUMPKE CONSOLIDATED COMPA #340384	Feb-2012
35,957	Other	US BANK NATIONAL ASSOCIATION ND				16.52	583001	29-FEB-2012 05:02 KUTL	SOUTH KY RECC #341507	Feb-2012
35,958	Other	US BANK NATIONAL ASSOCIATION ND				12.00	588100	29-FEB-2012 05:02 KUTL	CLASSY CHASSY CAR WASH #459265	Feb-2012
35,959	Other	US BANK NATIONAL ASSOCIATION ND				10.00	593004	29-FEB-2012 05:02 KUTL	OLYMPICLEAN #343263	Feb-2012
35,960	Other	US BANK NATIONAL ASSOCIATION ND				7.00	512100	29-FEB-2012 05:02 KUTL	CENTRAL CITY SUPER WASH #843451	Feb-2012
35,961	Other	US BANK NATIONAL ASSOCIATION ND				19,091.80	923900	29-FEB-2012 06:02 SERV	KC WELLNESS #419006	Feb-2012
35,962	Other	US BANK NATIONAL ASSOCIATION ND				4,097.24	923100	29-FEB-2012 06:02 SERV	AVI FOODSYSTEMS IN Q51 #436158	Feb-2012
35,963	Other	US BANK NATIONAL ASSOCIATION ND				3,477.05	903022	29-FEB-2012 06:02 SERV	ALLIANCEONE #2 #340657	Feb-2012
35,964	Other	US BANK NATIONAL ASSOCIATION ND				2,874.00	903022	29-FEB-2012 06:02 SERV	ALLIANCEONE #2 #266258	Feb-2012
35,965	Other	US BANK NATIONAL ASSOCIATION ND				2,220.24	921903	29-FEB-2012 06:02 SERV	THOMSON WEST* TCD #426662	Feb-2012
35,966	Other	US BANK NATIONAL ASSOCIATION ND				1,724.89	588100	29-FEB-2012 06:02 SERV	HASTINGS FIBERGLASS PR #423958	Feb-2012
35,967	Other	US BANK NATIONAL ASSOCIATION ND				1,271.87	903022	29-FEB-2012 06:02 SERV	EXPERIAN #266258	Feb-2012
35,968	Other	US BANK NATIONAL ASSOCIATION ND				1,250.00	923900	29-FEB-2012 06:02 SERV	KENEXA *234449 #422034	Feb-2012
35,969	Other	US BANK NATIONAL ASSOCIATION ND				1,037.52	903022	29-FEB-2012 06:02 SERV	LEXISNEXIS RISK MGT #340657	Feb-2012
35,970	Other	US BANK NATIONAL ASSOCIATION ND				856.84	921002	29-FEB-2012 06:02 SERV	VZWRLLSS*IVR VN #799372	Feb-2012
35,971	Other	US BANK NATIONAL ASSOCIATION ND				838.29	903022	29-FEB-2012 06:02 SERV	EXPERIAN #340657	Feb-2012
35,972	Other	US BANK NATIONAL ASSOCIATION ND				813.02	584001	29-FEB-2012 06:02 SERV	BIOREMEDIATION, INC. #424857	Feb-2012
35,973	Other	US BANK NATIONAL ASSOCIATION ND				699.00	923900	29-FEB-2012 06:02 SERV	KC WELLNESS #419006	Feb-2012
35,974	Other	US BANK NATIONAL ASSOCIATION ND				504.64	905002	29-FEB-2012 06:02 SERV	SHRED IT LOUISVILLE #420475	Feb-2012
35,975	Other	US BANK NATIONAL ASSOCIATION ND				488.68	921004	29-FEB-2012 06:02 SERV	PAYPAL *VEGASDELICI #945273	Feb-2012
35,976	Other	US BANK NATIONAL ASSOCIATION ND				370.12	903022	29-FEB-2012 06:02 SERV	LEXISNEXIS RISK MGT #266258	Feb-2012
35,977	Other	US BANK NATIONAL ASSOCIATION ND				323.63	501090	29-FEB-2012 06:02 SERV	METTLER-TOLEDO INC #419667	Feb-2012
35,978	Other	US BANK NATIONAL ASSOCIATION ND				258.30	905002	29-FEB-2012 06:02 SERV	LEXINGTON URGENT #420467	Feb-2012
35,979	Other	US BANK NATIONAL ASSOCIATION ND				254.90	588100	29-FEB-2012 06:02 SERV	CARDINAL TOOL SUPPLY #423958	Feb-2012
35,980	Other	US BANK NATIONAL ASSOCIATION ND				224.46	905002	29-FEB-2012 06:02 SERV	SMARTSHRED #0458 #420475	Feb-2012
35,981	Other	US BANK NATIONAL ASSOCIATION ND				214.00	908005	29-FEB-2012 06:02 SERV	GREEN BOX HEATING & AIR #426019	Feb-2012
35,982	Other	US BANK NATIONAL ASSOCIATION ND				205.50	580100	29-FEB-2012 06:02 SERV	EDISON ELECTRIC INST. #070923	Feb-2012
35,983	Other	US BANK NATIONAL ASSOCIATION ND				204.24	921003	29-FEB-2012 06:02 SERV	MATRIX SYSTEMS INC #419725	Feb-2012
35,984	Other	US BANK NATIONAL ASSOCIATION ND				194.86	905002	29-FEB-2012 06:02 SERV	SHRED-IT KNOXVILLE #420475	Feb-2012
35,985	Other	US BANK NATIONAL ASSOCIATION ND				194.17	588100	29-FEB-2012 06:02 SERV	METTLER-TOLEDO INC #419667	Feb-2012
35,986	Other	US BANK NATIONAL ASSOCIATION ND				191.59	588100	29-FEB-2012 06:02 SERV	CHOCTAW-KAUL DISTRIBUT #423958	Feb-2012
35,987	Other	US BANK NATIONAL ASSOCIATION ND				181.90	903930	29-FEB-2012 06:02 SERV	SHRED IT LOUISVILLE #755010	Feb-2012
35,988	Other	US BANK NATIONAL ASSOCIATION ND				162.20	903930	29-FEB-2012 06:02 SERV	SHRED-IT KNOXVILLE #755010	Feb-2012

KENTUCKY UTILITIES COMPANY
Case No. 2012- 00221
Analysis of Professional Services Expenses For the Test Year

(A)	(B)	(C)	(D)	(E)	(F)	(G)	(H)	(I)		
Line No.	Type	Vendor	Rate Case	Audit	Other	Total	Account	Invoice	Description	Period
35,989	Other	US BANK NATIONAL ASSOCIATION ND				102.00	580100	29-FEB-2012 06:02 SERV	EDISON ELECTRIC INST. #070923	Feb-2012
35,990	Other	US BANK NATIONAL ASSOCIATION ND				96.00	500900	29-FEB-2012 06:02 SERV	OCCUPATIONAL PHYSICIANS S #425540	Feb-2012
35,991	Other	US BANK NATIONAL ASSOCIATION ND				93.46	921902	29-FEB-2012 06:02 SERV	SHRED IT LOUISVILLE #421374	Feb-2012
35,992	Other	US BANK NATIONAL ASSOCIATION ND				83.00	908005	29-FEB-2012 06:02 SERV	HELPS HEATING & COOLING #426019	Feb-2012
35,993	Other	US BANK NATIONAL ASSOCIATION ND				82.50	588900	29-FEB-2012 06:02 SERV	EDISON ELECTRIC INST. #070923	Feb-2012
35,994	Other	US BANK NATIONAL ASSOCIATION ND				72.43	921903	29-FEB-2012 06:02 SERV	OCCUPATIONAL PHYSICIANS S #266480	Feb-2012
35,995	Other	US BANK NATIONAL ASSOCIATION ND				69.95	908005	29-FEB-2012 06:02 SERV	STIVERS HVAC INC #426019	Feb-2012
35,996	Other	US BANK NATIONAL ASSOCIATION ND				66.89	921903	29-FEB-2012 06:02 SERV	OCCUPATIONAL PHYSICIANS S #266506	Feb-2012
35,997	Other	US BANK NATIONAL ASSOCIATION ND				66.03	500900	29-FEB-2012 06:02 SERV	PAYPAL *VEGASDELICI #945273	Feb-2012
35,998	Other	US BANK NATIONAL ASSOCIATION ND				64.73	502100	29-FEB-2012 06:02 SERV	METTLER-TOLEDO INC #419667	Feb-2012
35,999	Other	US BANK NATIONAL ASSOCIATION ND				60.51	921903	29-FEB-2012 06:02 SERV	OCCUPATIONAL PHYSICIANS S #424071	Feb-2012
36,000	Other	US BANK NATIONAL ASSOCIATION ND				60.00	905002	29-FEB-2012 06:02 SERV	SOUTHWEST SANITATION #420475	Feb-2012
36,001	Other	US BANK NATIONAL ASSOCIATION ND				60.00	903906	29-FEB-2012 06:02 SERV	1107COURIERJRNNSCADV #601486	Feb-2012
36,002	Other	US BANK NATIONAL ASSOCIATION ND				59.05	903022	29-FEB-2012 06:02 SERV	CREDIT CLEARING HOUSE OF #340657	Feb-2012
36,003	Other	US BANK NATIONAL ASSOCIATION ND				56.39	502900	29-FEB-2012 06:02 SERV	SPIRIT SERVICES CO. #419667	Feb-2012
36,004	Other	US BANK NATIONAL ASSOCIATION ND				55.64	905002	29-FEB-2012 06:02 SERV	SHRED IT-NASHVILLE #420475	Feb-2012
36,005	Other	US BANK NATIONAL ASSOCIATION ND				55.29	502900	29-FEB-2012 06:02 SERV	MICROBAC LABORATORIES #419667	MAR-2012
36,006	Other	US BANK NATIONAL ASSOCIATION ND				54.00	905002	29-FEB-2012 06:02 SERV	SHRED-IT-DAYTON #420475	Feb-2012
36,007	Other	US BANK NATIONAL ASSOCIATION ND				53.76	921903	29-FEB-2012 06:02 SERV	SHRED IT LOUISVILLE #419808	Feb-2012
36,008	Other	US BANK NATIONAL ASSOCIATION ND				53.46	903930	29-FEB-2012 06:02 SERV	LEXINGTON URGENT #780380	Feb-2012
36,009	Other	US BANK NATIONAL ASSOCIATION ND				52.61	923900	29-FEB-2012 06:02 SERV	SHRED IT LOUISVILLE #426779	Feb-2012
36,010	Other	US BANK NATIONAL ASSOCIATION ND				51.93	921003	29-FEB-2012 06:02 SERV	TARGET 00024737 #419717	Feb-2012
36,011	Other	US BANK NATIONAL ASSOCIATION ND				46.56	905002	29-FEB-2012 06:02 SERV	QDI'QUEST DIAGNOSTICS #420467	Feb-2012
36,012	Other	US BANK NATIONAL ASSOCIATION ND				45.00	905002	29-FEB-2012 06:02 SERV	OCCUPATIONAL PHYSICIANS S #420467	Feb-2012
36,013	Other	US BANK NATIONAL ASSOCIATION ND				45.00	588100	29-FEB-2012 06:02 SERV	SHRED IT LOUISVILLE #425219	Feb-2012
36,014	Other	US BANK NATIONAL ASSOCIATION ND				45.00	580100	29-FEB-2012 06:02 SERV	EDISON ELECTRIC INST. #070923	Feb-2012
36,015	Other	US BANK NATIONAL ASSOCIATION ND				40.50	905002	29-FEB-2012 06:02 SERV	BAPTIST COMMUNITY HEALTH #420467	Feb-2012
36,016	Other	US BANK NATIONAL ASSOCIATION ND				36.90	905002	29-FEB-2012 06:02 SERV	OCCUPATIONAL PHYSICIANS S #420467	Feb-2012
36,017	Other	US BANK NATIONAL ASSOCIATION ND				35.38	921903	29-FEB-2012 06:02 SERV	OCCUPATIONAL PHYSICIANS S #426746	Feb-2012
36,018	Other	US BANK NATIONAL ASSOCIATION ND				35.15	903930	29-FEB-2012 06:02 SERV	METHODIST HOSPITAL #780380	Feb-2012
36,019	Other	US BANK NATIONAL ASSOCIATION ND				32.94	921902	29-FEB-2012 06:02 SERV	OCCUPATIONAL PHYSICIANS S #421374	Feb-2012
36,020	Other	US BANK NATIONAL ASSOCIATION ND				32.24	921903	29-FEB-2012 06:02 SERV	KORT LOUISVILLE #424071	Feb-2012
36,021	Other	US BANK NATIONAL ASSOCIATION ND				31.11	921902	29-FEB-2012 06:02 SERV	OCCUPATIONAL PHYSICIANS S #867278	Feb-2012
36,022	Other	US BANK NATIONAL ASSOCIATION ND				30.50	908901	29-FEB-2012 06:02 SERV	OCCUPATIONAL PHYSICIANS S #426159	Feb-2012
36,023	Other	US BANK NATIONAL ASSOCIATION ND				30.50	921902	29-FEB-2012 06:02 SERV	OCCUPATIONAL PHYSICIANS S #867278	Feb-2012
36,024	Other	US BANK NATIONAL ASSOCIATION ND				29.89	921903	29-FEB-2012 06:02 SERV	OCCUPATIONAL PHYSICIANS S #317639	Feb-2012
36,025	Other	US BANK NATIONAL ASSOCIATION ND				28.78	908005	29-FEB-2012 06:02 SERV	RADIOSHACK COR00145086 #598584	Feb-2012
36,026	Other	US BANK NATIONAL ASSOCIATION ND				25.87	500900	29-FEB-2012 06:02 SERV	QDI'QUEST DIAGNOSTICS #425540	Feb-2012
36,027	Other	US BANK NATIONAL ASSOCIATION ND				22.94	921903	29-FEB-2012 06:02 SERV	QDI'QUEST DIAGNOSTICS #266480	Feb-2012
36,028	Other	US BANK NATIONAL ASSOCIATION ND				22.57	921003	29-FEB-2012 06:02 SERV	OCCUPATIONAL PHYSICIANS S #266837	Feb-2012
36,029	Other	US BANK NATIONAL ASSOCIATION ND				22.14	903930	29-FEB-2012 06:02 SERV	OCCUPATIONAL PHYSICIANS S #780380	Feb-2012
36,030	Other	US BANK NATIONAL ASSOCIATION ND				21.35	500900	29-FEB-2012 06:02 SERV	JOHN CONTI COFFEE INC #425532	Feb-2012
36,031	Other	US BANK NATIONAL ASSOCIATION ND				19.52	500900	29-FEB-2012 06:02 SERV	SHRED IT LOUISVILLE #425532	Feb-2012
36,032	Other	US BANK NATIONAL ASSOCIATION ND				18.91	921902	29-FEB-2012 06:02 SERV	OCCUPATIONAL PHYSICIANS S #867278	Feb-2012
36,033	Other	US BANK NATIONAL ASSOCIATION ND				16.00	588100	29-FEB-2012 06:02 SERV	LEXINGTON URGENT #422141	Feb-2012
36,034	Other	US BANK NATIONAL ASSOCIATION ND				15.04	921903	29-FEB-2012 06:02 SERV	SHRED IT LOUISVILLE #266506	Feb-2012
36,035	Other	US BANK NATIONAL ASSOCIATION ND				14.98	903022	29-FEB-2012 06:02 SERV	SHRED IT LOUISVILLE #266225	Feb-2012
36,036	Other	US BANK NATIONAL ASSOCIATION ND				14.98	903022	29-FEB-2012 06:02 SERV	SHRED IT LOUISVILLE #340657	Feb-2012
36,037	Other	US BANK NATIONAL ASSOCIATION ND				12.20	588100	29-FEB-2012 06:02 SERV	OCCUPATIONAL PHYSICIANS S #422141	Feb-2012
36,038	Other	US BANK NATIONAL ASSOCIATION ND				11.41	556900	29-FEB-2012 06:02 SERV	SHRED IT LOUISVILLE #671390	Feb-2012
36,039	Other	US BANK NATIONAL ASSOCIATION ND				10.95	923900	29-FEB-2012 06:02 SERV	SHRED IT LOUISVILLE #424857	Feb-2012
36,040	Other	US BANK NATIONAL ASSOCIATION ND				10.48	921903	29-FEB-2012 06:02 SERV	SHRED IT LOUISVILLE #426456	Feb-2012
36,041	Other	US BANK NATIONAL ASSOCIATION ND				9.80	921903	29-FEB-2012 06:02 SERV	OCCUPATIONAL PHYSICIANS S #330129	Feb-2012
36,042	Other	US BANK NATIONAL ASSOCIATION ND				9.06	921903	29-FEB-2012 06:02 SERV	STAPLES 00116962 #419956	Feb-2012
36,043	Other	US BANK NATIONAL ASSOCIATION ND				8.92	921903	29-FEB-2012 06:02 SERV	PREMIER CAR WASH #419410	Feb-2012
36,044	Other	US BANK NATIONAL ASSOCIATION ND				8.08	923900	29-FEB-2012 06:02 SERV	SHRED IT LOUISVILLE #418354	Feb-2012
36,045	Other	US BANK NATIONAL ASSOCIATION ND				7.80	566900	29-FEB-2012 06:02 SERV	CAR EXPRESS WASH #421416	Feb-2012
36,046	Other	US BANK NATIONAL ASSOCIATION ND				7.78	923900	29-FEB-2012 06:02 SERV	SHRED IT LOUISVILLE #420574	Feb-2012
36,047	Other	US BANK NATIONAL ASSOCIATION ND				7.48	921903	29-FEB-2012 06:02 SERV	SHRED IT LOUISVILLE #422554	Feb-2012
36,048	Other	US BANK NATIONAL ASSOCIATION ND				7.44	921903	29-FEB-2012 06:02 SERV	SHRED IT LOUISVILLE #419956	Feb-2012

KENTUCKY UTILITIES COMPANY
Case No. 2012- 00221
Analysis of Professional Services Expenses For the Test Year

(A)	(B)	(C)	(D)	(E)	(F)	(G)	(H)	(I)		
Line No.	Type	Vendor	Rate Case	Audit	Other	Total	Account	Invoice	Description	Period
36,049	Other	US BANK NATIONAL ASSOCIATION ND				7.41	921902	29-FEB-2012 06:02 SERV	SHRED IT LOUISVILLE #671390	Feb-2012
36,050	Other	US BANK NATIONAL ASSOCIATION ND				7.41	921903	29-FEB-2012 06:02 SERV	SHRED IT LOUISVILLE #419956	Feb-2012
36,051	Other	US BANK NATIONAL ASSOCIATION ND				4.98	921003	29-FEB-2012 06:02 SERV	OFFICE DEPOT #2547 #419717	Feb-2012
36,052	Other	US BANK NATIONAL ASSOCIATION ND				4.49	921903	29-FEB-2012 06:02 SERV	SHRED IT LOUISVILLE #426456	Feb-2012
36,053	Other	US BANK NATIONAL ASSOCIATION ND				3.75	923100	29-FEB-2012 06:02 SERV	EDISON ELECTRIC INST. #070923	Feb-2012
36,054	Other	US BANK NATIONAL ASSOCIATION ND				3.58	921902	29-FEB-2012 06:02 SERV	SHRED IT LOUISVILLE #419543	Feb-2012
36,055	Other	US BANK NATIONAL ASSOCIATION ND				3.58	500900	29-FEB-2012 06:02 SERV	SHRED IT LOUISVILLE #423222	Feb-2012
36,056	Other	US BANK NATIONAL ASSOCIATION ND				3.42	921902	29-FEB-2012 06:02 SERV	SHRED IT LOUISVILLE #419063	Feb-2012
36,057	Other	US BANK NATIONAL ASSOCIATION ND				3.28	921902	29-FEB-2012 06:02 SERV	SHRED IT LOUISVILLE #419543	Feb-2012
36,058	Other	US BANK NATIONAL ASSOCIATION ND				2.48	921903	29-FEB-2012 06:02 SERV	CLEAN SWEEP ON BROADWAY #418529	Feb-2012
36,059	Other	US BANK NATIONAL ASSOCIATION ND				2.47	921902	29-FEB-2012 06:02 SERV	SHRED IT LOUISVILLE #671390	Feb-2012
36,060	Other	US BANK NATIONAL ASSOCIATION ND				2.38	923900	29-FEB-2012 06:02 SERV	SHRED IT LOUISVILLE #419063	Feb-2012
36,061	Other	US BANK NATIONAL ASSOCIATION ND				2.28	921002	29-FEB-2012 06:02 SERV	SHRED IT LOUISVILLE #419543	Feb-2012
36,062	Other	US BANK NATIONAL ASSOCIATION ND				2.28	923900	29-FEB-2012 06:02 SERV	SHRED IT LOUISVILLE #419063	Feb-2012
36,063	Other	US BANK NATIONAL ASSOCIATION ND				2.24	921902	29-FEB-2012 06:02 SERV	SHRED IT LOUISVILLE #419063	Feb-2012
36,064	Other	US BANK NATIONAL ASSOCIATION ND				2.14	921002	29-FEB-2012 06:02 SERV	SHRED IT LOUISVILLE #419543	Feb-2012
36,065	Other	US BANK NATIONAL ASSOCIATION ND				2.14	921002	29-FEB-2012 06:02 SERV	SHRED IT LOUISVILLE #419543	Feb-2012
36,066	Other	US BANK NATIONAL ASSOCIATION ND				1.96	500900	29-FEB-2012 06:02 SERV	SHRED IT LOUISVILLE #423222	Feb-2012
36,067	Other	US BANK NATIONAL ASSOCIATION ND				1.84	921903	29-FEB-2012 06:02 SERV	SHRED IT LOUISVILLE #423222	Feb-2012
36,068	Other	US BANK NATIONAL ASSOCIATION ND				1.70	921903	29-FEB-2012 06:02 SERV	SHRED IT LOUISVILLE #423222	Feb-2012
36,069	Other	US BANK NATIONAL ASSOCIATION ND				1.66	921902	29-FEB-2012 06:02 SERV	SHRED IT LOUISVILLE #423222	Feb-2012
36,070	Other	US BANK NATIONAL ASSOCIATION ND				1.58	580100	29-FEB-2012 06:02 SERV	SHRED IT LOUISVILLE #423222	Feb-2012
36,071	Other	US BANK NATIONAL ASSOCIATION ND				1.51	908005	29-FEB-2012 06:02 SERV	RADIOSHACK COR00145086 #598584	Feb-2012
36,072	Other	US BANK NATIONAL ASSOCIATION ND				1.48	921902	29-FEB-2012 06:02 SERV	SHRED IT LOUISVILLE #671390	Feb-2012
36,073	Other	US BANK NATIONAL ASSOCIATION ND				1.48	921902	29-FEB-2012 06:02 SERV	SHRED IT LOUISVILLE #671390	Feb-2012
36,074	Other	US BANK NATIONAL ASSOCIATION ND				1.32	560900	29-FEB-2012 06:02 SERV	SHRED IT LOUISVILLE #419063	Feb-2012
36,075	Other	US BANK NATIONAL ASSOCIATION ND				1.12	500900	29-FEB-2012 06:02 SERV	SHRED IT LOUISVILLE #419063	Feb-2012
36,076	Other	US BANK NATIONAL ASSOCIATION ND				1.04	921903	29-FEB-2012 06:02 SERV	SHRED IT LOUISVILLE #423222	Feb-2012
36,077	Other	US BANK NATIONAL ASSOCIATION ND				0.08	560900	29-FEB-2012 06:02 SERV	SHRED IT LOUISVILLE #423222	Feb-2012
36,078	Other	US BANK NATIONAL ASSOCIATION ND				3,182.92	512100	29-JUN-2011 07:06 KUTL	AIRGAS MID AMERICA #337125	Jun-2011
36,079	Other	US BANK NATIONAL ASSOCIATION ND				1,746.14	588100	29-JUN-2011 07:06 KUTL	REPUBLIC SERVICES TRASH #340806	Jun-2011
36,080	Other	US BANK NATIONAL ASSOCIATION ND				1,532.25	506100	29-JUN-2011 07:06 KUTL	SPRINGFIELD LAUNDRY AND D #055585	Jun-2011
36,081	Other	US BANK NATIONAL ASSOCIATION ND				1,486.75	506100	29-JUN-2011 07:06 KUTL	PREDICT INC #338388	Jun-2011
36,082	Other	US BANK NATIONAL ASSOCIATION ND				1,320.00	588100	29-JUN-2011 07:06 KUTL	FIRST AMERICA TRUCK WASH #267173	Jun-2011
36,083	Other	US BANK NATIONAL ASSOCIATION ND				1,312.00	588100	29-JUN-2011 07:06 KUTL	LEXINGTON URGENT #336606	Jun-2011
36,084	Other	US BANK NATIONAL ASSOCIATION ND				1,121.24	935402	29-JUN-2011 07:06 KUTL	FREEDOM WASTE SERVICE LL #334874	Jun-2011
36,085	Other	US BANK NATIONAL ASSOCIATION ND				1,021.07	588100	29-JUN-2011 07:06 KUTL	UNIFORM&CAREER APPAREL #336606	Jun-2011
36,086	Other	US BANK NATIONAL ASSOCIATION ND				1,004.38	588100	29-JUN-2011 07:06 KUTL	REPUBLIC SERVICES TRASH #342901	Jun-2011
36,087	Other	US BANK NATIONAL ASSOCIATION ND				990.00	588100	29-JUN-2011 07:06 KUTL	FIRST AMERICA TRUCK WASH #267173	Jun-2011
36,088	Other	US BANK NATIONAL ASSOCIATION ND				985.20	514100	29-JUN-2011 07:06 KUTL	BOLTTECH MANNINGS #335301	Jun-2011
36,089	Other	US BANK NATIONAL ASSOCIATION ND				979.33	935402	29-JUN-2011 07:06 KUTL	REPUBLIC SERVICES TRASH #335905	Jun-2011
36,090	Other	US BANK NATIONAL ASSOCIATION ND				971.66	921003	29-JUN-2011 07:06 KUTL	GENERAL SALES COMPANY #338073	Jun-2011
36,091	Other	US BANK NATIONAL ASSOCIATION ND				960.00	921003	29-JUN-2011 07:06 KUTL	MEDICAL SCREENING SERVICE #337521	Jun-2011
36,092	Other	US BANK NATIONAL ASSOCIATION ND				959.66	505100	29-JUN-2011 07:06 KUTL	AIRGAS MID AMERICA #337125	Jun-2011
36,093	Other	US BANK NATIONAL ASSOCIATION ND				829.68	588100	29-JUN-2011 07:06 KUTL	SITEX CORPORATION #340129	Jun-2011
36,094	Other	US BANK NATIONAL ASSOCIATION ND				800.00	903003	29-JUN-2011 07:06 KUTL	CARROLL COUNTY MEMORIAL H #339550	Jun-2011
36,095	Other	US BANK NATIONAL ASSOCIATION ND				800.00	506100	29-JUN-2011 07:06 KUTL	HUBBUCH IN KENTUCKY #335418	Jun-2011
36,096	Other	US BANK NATIONAL ASSOCIATION ND				757.58	921003	29-JUN-2011 07:06 KUTL	DORMA - CAROLINA D #337521	Jun-2011
36,097	Other	US BANK NATIONAL ASSOCIATION ND				540.20	921003	29-JUN-2011 07:06 KUTL	REPUBLIC SERVICES TRASH #337463	Jun-2011
36,098	Other	US BANK NATIONAL ASSOCIATION ND				538.31	588100	29-JUN-2011 07:06 KUTL	ADT SECURITY SERVICES #340129	Jun-2011
36,099	Other	US BANK NATIONAL ASSOCIATION ND				524.00	583001	29-JUN-2011 07:06 KUTL	CULLIGAN DANVILLE #341507	Jun-2011
36,100	Other	US BANK NATIONAL ASSOCIATION ND				373.00	506100	29-JUN-2011 07:06 KUTL	LEXINGTON URGENT #337422	Jun-2011
36,101	Other	US BANK NATIONAL ASSOCIATION ND				320.00	588100	29-JUN-2011 07:06 KUTL	LEXINGTON URGENT #339287	Jun-2011
36,102	Other	US BANK NATIONAL ASSOCIATION ND				315.00	506100	29-JUN-2011 07:06 KUTL	LEXINGTON URGENT #339261	Jun-2011
36,103	Other	US BANK NATIONAL ASSOCIATION ND				312.38	573100	29-JUN-2011 07:06 KUTL	REPUBLIC SERVICES TRASH #340129	Jun-2011
36,104	Other	US BANK NATIONAL ASSOCIATION ND				312.37	588100	29-JUN-2011 07:06 KUTL	REPUBLIC SERVICES TRASH #340129	Jun-2011
36,105	Other	US BANK NATIONAL ASSOCIATION ND				303.20	583001	29-JUN-2011 07:06 KUTL	G & K SERVICES 137 #336960	Jun-2011
36,106	Other	US BANK NATIONAL ASSOCIATION ND				302.34	586100	29-JUN-2011 07:06 KUTL	UNIFORM&CAREER APPAREL #342901	Jun-2011
36,107	Other	US BANK NATIONAL ASSOCIATION ND				282.00	588100	29-JUN-2011 07:06 KUTL	LEXINGTON URGENT #336994	Jun-2011
36,108	Other	US BANK NATIONAL ASSOCIATION ND				275.10	921003	29-JUN-2011 07:06 KUTL	OVERHEAD DOOR COMPANY LEX #338073	Jun-2011

KENTUCKY UTILITIES COMPANY
Case No. 2012- 00221
Analysis of Professional Services Expenses For the Test Year

(A)	(B)	(C)	(D)	(E)	(F)	(G)	(H)	(I)		
Line No.	Type	Vendor	Rate Case	Audit	Other	Total	Account	Invoice	Description	Period
36,109	Other	US BANK NATIONAL ASSOCIATION ND				271.76	583001	29-JUN-2011 07:06 KUTL	WCI*WCI OF KENTUCKY #336960	Jun-2011
36,110	Other	US BANK NATIONAL ASSOCIATION ND				250.00	583001	29-JUN-2011 07:06 KUTL	LEXINGTON URGENT #341044	Jun-2011
36,111	Other	US BANK NATIONAL ASSOCIATION ND				201.56	588100	29-JUN-2011 07:06 KUTL	UNIFORM&CAREER APPAREL #342901	Jun-2011
36,112	Other	US BANK NATIONAL ASSOCIATION ND				200.07	935403	29-JUN-2011 07:06 KUTL	RIO GRAND FENCE CO-LEX #337505	Jun-2011
36,113	Other	US BANK NATIONAL ASSOCIATION ND				177.00	921003	29-JUN-2011 07:06 KUTL	SITEX CORPORATION #339279	Jun-2011
36,114	Other	US BANK NATIONAL ASSOCIATION ND				170.83	588100	29-JUN-2011 07:06 KUTL	REPUBLIC SERVICES TRASH #340129	Jun-2011
36,115	Other	US BANK NATIONAL ASSOCIATION ND				151.96	586100	29-JUN-2011 07:06 KUTL	ADT*SECURITY SERVICES #337133	Jun-2011
36,116	Other	US BANK NATIONAL ASSOCIATION ND				148.41	935403	29-JUN-2011 07:06 KUTL	PGH WATER COOLER #337505	Jun-2011
36,117	Other	US BANK NATIONAL ASSOCIATION ND				148.15	935403	29-JUN-2011 07:06 KUTL	LOWES #01736* #337505	Jun-2011
36,118	Other	US BANK NATIONAL ASSOCIATION ND				147.50	586100	29-JUN-2011 07:06 KUTL	ADT*SECURITY SERVICES #337133	Jun-2011
36,119	Other	US BANK NATIONAL ASSOCIATION ND				147.49	902002	29-JUN-2011 07:06 KUTL	ADT*SECURITY SERVICES #337133	Jun-2011
36,120	Other	US BANK NATIONAL ASSOCIATION ND				141.00	588100	29-JUN-2011 07:06 KUTL	LEXINGTON URGENT #336382	Jun-2011
36,121	Other	US BANK NATIONAL ASSOCIATION ND				122.86	935403	29-JUN-2011 07:06 KUTL	WW GRAINGER #337505	Jun-2011
36,122	Other	US BANK NATIONAL ASSOCIATION ND				119.58	935403	29-JUN-2011 07:06 KUTL	LOWES #02345* #337505	Jun-2011
36,123	Other	US BANK NATIONAL ASSOCIATION ND				115.00	586100	29-JUN-2011 07:06 KUTL	LEXINGTON URGENT #342711	Jun-2011
36,124	Other	US BANK NATIONAL ASSOCIATION ND				111.02	583001	29-JUN-2011 07:06 KUTL	MODERN DISTRIBUTORS INC #341507	Jun-2011
36,125	Other	US BANK NATIONAL ASSOCIATION ND				110.00	588100	29-JUN-2011 07:06 KUTL	EHPRAIM MCDOWELL #342919	Jun-2011
36,126	Other	US BANK NATIONAL ASSOCIATION ND				109.00	583001	29-JUN-2011 07:06 KUTL	JEWISH HOSPITAL #341044	Jun-2011
36,127	Other	US BANK NATIONAL ASSOCIATION ND				107.10	921003	29-JUN-2011 07:06 KUTL	QUALITY GARBAGE SERVIC #335038	Jun-2011
36,128	Other	US BANK NATIONAL ASSOCIATION ND				105.00	506100	29-JUN-2011 07:06 KUTL	LEXINGTON URGENT #338370	Jun-2011
36,129	Other	US BANK NATIONAL ASSOCIATION ND				95.11	583001	29-JUN-2011 07:06 KUTL	COYNE TEXTILE SERVICES #341507	Jun-2011
36,130	Other	US BANK NATIONAL ASSOCIATION ND				94.00	588100	29-JUN-2011 07:06 KUTL	LEXINGTON URGENT #336820	Jun-2011
36,131	Other	US BANK NATIONAL ASSOCIATION ND				89.67	903003	29-JUN-2011 07:06 KUTL	WM SUPERCENTER #337737	Jun-2011
36,132	Other	US BANK NATIONAL ASSOCIATION ND				82.00	588100	29-JUN-2011 07:06 KUTL	LEXINGTON URGENT #267199	Jun-2011
36,133	Other	US BANK NATIONAL ASSOCIATION ND				75.00	588100	29-JUN-2011 07:06 KUTL	E-TOWN LAUNDRY #343412	Jun-2011
36,134	Other	US BANK NATIONAL ASSOCIATION ND				65.15	583001	29-JUN-2011 07:06 KUTL	TWC*TIMEWARNERCBLE #341507	Jun-2011
36,135	Other	US BANK NATIONAL ASSOCIATION ND				63.87	583001	29-JUN-2011 07:06 KUTL	ORKIN #496 #336960	Jun-2011
36,136	Other	US BANK NATIONAL ASSOCIATION ND				60.00	598100	29-JUN-2011 07:06 KUTL	PREMIER TERMITE AND PEST #336606	Jun-2011
36,137	Other	US BANK NATIONAL ASSOCIATION ND				50.00	586100	29-JUN-2011 07:06 KUTL	COMBINED PHYSICIANS LAB #342711	Jun-2011
36,138	Other	US BANK NATIONAL ASSOCIATION ND				48.32	588100	29-JUN-2011 07:06 KUTL	PORTMAN #342919	Jun-2011
36,139	Other	US BANK NATIONAL ASSOCIATION ND				48.32	586100	29-JUN-2011 07:06 KUTL	PORTMAN #342919	Jun-2011
36,140	Other	US BANK NATIONAL ASSOCIATION ND				48.00	583001	29-JUN-2011 07:06 KUTL	ORKIN PEST CONTROL #341507	Jun-2011
36,141	Other	US BANK NATIONAL ASSOCIATION ND				40.00	586100	29-JUN-2011 07:06 KUTL	LEXINGTON URGENT #342711	Jun-2011
36,142	Other	US BANK NATIONAL ASSOCIATION ND				36.95	588100	29-JUN-2011 07:06 KUTL	ADVANCE AUTO PARTS #5672 #339386	Jun-2011
36,143	Other	US BANK NATIONAL ASSOCIATION ND				35.00	588100	29-JUN-2011 07:06 KUTL	LEXINGTON URGENT #334908	Jun-2011
36,144	Other	US BANK NATIONAL ASSOCIATION ND				31.80	903003	29-JUN-2011 07:06 KUTL	E-TOWN LAUNDRY #337729	Jun-2011
36,145	Other	US BANK NATIONAL ASSOCIATION ND				24.85	903003	29-JUN-2011 07:06 KUTL	TWC*TIMEWARNERCBLE #267074	Jun-2011
36,146	Other	US BANK NATIONAL ASSOCIATION ND				20.60	903003	29-JUN-2011 07:06 KUTL	DANVILLE BOTTLED WATER D #267074	Jun-2011
36,147	Other	US BANK NATIONAL ASSOCIATION ND				20.00	903003	29-JUN-2011 07:06 KUTL	RUMPKE CONSOLIDATED COMPA #340384	Jun-2011
36,148	Other	US BANK NATIONAL ASSOCIATION ND				17.42	506100	29-JUN-2011 07:06 KUTL	AIRGAS MID AMERICA #337125	Jun-2011
36,149	Other	US BANK NATIONAL ASSOCIATION ND				16.00	566100	29-JUN-2011 07:06 KUTL	F5 AUTOWASH #341770	Jun-2011
36,150	Other	US BANK NATIONAL ASSOCIATION ND				13.83	583001	29-JUN-2011 07:06 KUTL	SOUTH KY RECC #341507	Jun-2011
36,151	Other	US BANK NATIONAL ASSOCIATION ND				12.00	566100	29-JUN-2011 07:06 KUTL	CAR EXPRESS WASH LLC #335335	Jun-2011
36,152	Other	US BANK NATIONAL ASSOCIATION ND				12.00	566100	29-JUN-2011 07:06 KUTL	CAR EXPRESS WASH LLC #338479	Jun-2011
36,153	Other	US BANK NATIONAL ASSOCIATION ND				10.00	586100	29-JUN-2011 07:06 KUTL	CHARLIE'S TIRE & AUTO #340343	Jun-2011
36,154	Other	US BANK NATIONAL ASSOCIATION ND				9.00	902002	29-JUN-2011 07:06 KUTL	AMERICAN WATER #340129	Jun-2011
36,155	Other	US BANK NATIONAL ASSOCIATION ND				9.00	586100	29-JUN-2011 07:06 KUTL	AMERICAN WATER #340129	Jun-2011
36,156	Other	US BANK NATIONAL ASSOCIATION ND				9.00	586100	29-JUN-2011 07:06 KUTL	AMERICAN WATER #340129	Jun-2011
36,157	Other	US BANK NATIONAL ASSOCIATION ND				9.00	588100	29-JUN-2011 07:06 KUTL	CLASSY CHASSY CAR WASH #338966	Jun-2011
36,158	Other	US BANK NATIONAL ASSOCIATION ND				6.99	935403	29-JUN-2011 07:06 KUTL	DAY'S PLUMBING SUPPLY #337505	Jun-2011
36,159	Other	US BANK NATIONAL ASSOCIATION ND				3.70	583001	29-JUN-2011 07:06 KUTL	CITY OF SOMERSET UTILITY #341507	Jun-2011
36,160	Other	US BANK NATIONAL ASSOCIATION ND				3.37	935403	29-JUN-2011 07:06 KUTL	MAIN STREET HARDWARE #337505	Jun-2011
36,161	Other	US BANK NATIONAL ASSOCIATION ND				25,175.45	923100	29-JUN-2011 08:06 SERV	KENTUCKY PRESS SERVICE #421176	Jun-2011
36,162	Other	US BANK NATIONAL ASSOCIATION ND				8,910.99	921004	29-JUN-2011 08:06 SERV	COLOURS 2000 #457822	Jun-2011
36,163	Other	US BANK NATIONAL ASSOCIATION ND				5,405.20	923100	29-JUN-2011 08:06 SERV	AVI FOODSYSTEMS IN Q51 #436158	Jun-2011
36,164	Other	US BANK NATIONAL ASSOCIATION ND				3,371.31	588100	29-JUN-2011 08:06 SERV	CHOCTAW-KAUL DISTRIBUT #423958	Jun-2011
36,165	Other	US BANK NATIONAL ASSOCIATION ND				2,601.78	903022	29-JUN-2011 08:06 SERV	ALLIANCEONE #2 #266258	Jun-2011
36,166	Other	US BANK NATIONAL ASSOCIATION ND				2,247.21	903022	29-JUN-2011 08:06 SERV	ALLIANCEONE #2 #340657	Jun-2011
36,167	Other	US BANK NATIONAL ASSOCIATION ND				1,500.00	908005	29-JUN-2011 08:06 SERV	FAYETTE HEATING & AIR CON #426019	Jun-2011
36,168	Other	US BANK NATIONAL ASSOCIATION ND				1,266.39	921002	29-JUN-2011 08:06 SERV	AIA UNLIMITED #420947	Jun-2011

KENTUCKY UTILITIES COMPANY
Case No. 2012- 00221
Analysis of Professional Services Expenses For the Test Year

(A)	(B)	(C)	(D)	(E)	(F)	(G)	(H)	(I)		
Line No.	Type	Vendor	Rate Case	Audit	Other	Total	Account	Invoice	Description	Period
36,169	Other	US BANK NATIONAL ASSOCIATION ND				1,155.18	923900	29-JUN-2011 08:06 SERV	KC WELLNESS #419006	Jun-2011
36,170	Other	US BANK NATIONAL ASSOCIATION ND				1,098.95	903022	29-JUN-2011 08:06 SERV	LEXISNEXIS RISK MGT #340657	Jun-2011
36,171	Other	US BANK NATIONAL ASSOCIATION ND				1,092.50	935403	29-JUN-2011 08:06 SERV	COLOURS 2000 #457822	Jun-2011
36,172	Other	US BANK NATIONAL ASSOCIATION ND				1,075.96	923900	29-JUN-2011 08:06 SERV	ORKIN #377 #421606	Jun-2011
36,173	Other	US BANK NATIONAL ASSOCIATION ND				1,012.95	903022	29-JUN-2011 08:06 SERV	EXPERIAN #340657	Jun-2011
36,174	Other	US BANK NATIONAL ASSOCIATION ND				832.49	923900	29-JUN-2011 08:06 SERV	TRANE PARTS CENTER #421606	Jun-2011
36,175	Other	US BANK NATIONAL ASSOCIATION ND				804.71	905002	29-JUN-2011 08:06 SERV	SHRED IT LOUISVILLE #420475	Jun-2011
36,176	Other	US BANK NATIONAL ASSOCIATION ND				740.00	908005	29-JUN-2011 08:06 SERV	LITTLE HEAT AND LITTLE #426019	Jun-2011
36,177	Other	US BANK NATIONAL ASSOCIATION ND				709.85	903022	29-JUN-2011 08:06 SERV	EXPERIAN #266258	Jun-2011
36,178	Other	US BANK NATIONAL ASSOCIATION ND				569.50	908901	29-JUN-2011 08:06 SERV	CERTIFICATE PROGRAMS #426159	Jun-2011
36,179	Other	US BANK NATIONAL ASSOCIATION ND				500.00	908005	29-JUN-2011 08:06 SERV	A AND J MECHANICAL SER #426019	Jun-2011
36,180	Other	US BANK NATIONAL ASSOCIATION ND				347.47	921004	29-JUN-2011 08:06 SERV	NU YALE CLEANERS- 6300 #426472	Jun-2011
36,181	Other	US BANK NATIONAL ASSOCIATION ND				297.32	903022	29-JUN-2011 08:06 SERV	LEXISNEXIS RISK MGT #266258	Jun-2011
36,182	Other	US BANK NATIONAL ASSOCIATION ND				250.00	908005	29-JUN-2011 08:06 SERV	COLEMAN SMITH INC #426019	Jun-2011
36,183	Other	US BANK NATIONAL ASSOCIATION ND				250.00	908005	29-JUN-2011 08:06 SERV	RAY BROWN,PHC #426019	Jun-2011
36,184	Other	US BANK NATIONAL ASSOCIATION ND				250.00	908005	29-JUN-2011 08:06 SERV	RINGLER HEATING #426019	Jun-2011
36,185	Other	US BANK NATIONAL ASSOCIATION ND				240.50	925004	29-JUN-2011 08:06 SERV	LEXINGTON URGENT #423776	Jun-2011
36,186	Other	US BANK NATIONAL ASSOCIATION ND				235.41	501090	29-JUN-2011 08:06 SERV	STANDARD LABORATORIES INC #419667	Jun-2011
36,187	Other	US BANK NATIONAL ASSOCIATION ND				233.97	908005	29-JUN-2011 08:06 SERV	PFG*PROFORMA #422554	Jun-2011
36,188	Other	US BANK NATIONAL ASSOCIATION ND				205.63	588100	29-JUN-2011 08:06 SERV	CLEANHARBORS ENVIROMNTL #419667	Jun-2011
36,189	Other	US BANK NATIONAL ASSOCIATION ND				198.48	502900	29-JUN-2011 08:06 SERV	SPIRIT SERVICES CO. #419667	Jun-2011
36,190	Other	US BANK NATIONAL ASSOCIATION ND				166.94	923100	29-JUN-2011 08:06 SERV	ART.COM/ALLPOSTERS.COM #457822	Jun-2011
36,191	Other	US BANK NATIONAL ASSOCIATION ND				147.00	923900	29-JUN-2011 08:06 SERV	NATL ASSOC OF CLGE & EMP #422034	Jun-2011
36,192	Other	US BANK NATIONAL ASSOCIATION ND				139.18	905002	29-JUN-2011 08:06 SERV	CINTAS DOC MGT #D01 #420475	Jun-2011
36,193	Other	US BANK NATIONAL ASSOCIATION ND				134.55	570100	29-JUN-2011 08:06 SERV	LEXINGTON URGENT #423735	Jun-2011
36,194	Other	US BANK NATIONAL ASSOCIATION ND				133.00	908005	29-JUN-2011 08:06 SERV	PICKETT HEATING & C #426019	Jun-2011
36,195	Other	US BANK NATIONAL ASSOCIATION ND				131.00	905002	29-JUN-2011 08:06 SERV	SHRED IT-NASHVILLE #420475	Jun-2011
36,196	Other	US BANK NATIONAL ASSOCIATION ND				124.20	905002	29-JUN-2011 08:06 SERV	SHRED-IT KNOXVILLE #420475	Jun-2011
36,197	Other	US BANK NATIONAL ASSOCIATION ND				102.03	502100	29-JUN-2011 08:06 SERV	MICROBAC LABORATORIES #419667	Jun-2011
36,198	Other	US BANK NATIONAL ASSOCIATION ND				97.75	923100	29-JUN-2011 08:06 SERV	VALIDEX #413536	Jun-2011
36,199	Other	US BANK NATIONAL ASSOCIATION ND				92.50	908005	29-JUN-2011 08:06 SERV	PHELPS HEATING & COOLING #426019	Jun-2011
36,200	Other	US BANK NATIONAL ASSOCIATION ND				90.50	908005	29-JUN-2011 08:06 SERV	PFG*PROFORMA #422554	Jun-2011
36,201	Other	US BANK NATIONAL ASSOCIATION ND				72.00	905002	29-JUN-2011 08:06 SERV	LEXINGTON URGENT #420467	Jun-2011
36,202	Other	US BANK NATIONAL ASSOCIATION ND				64.00	903906	29-JUN-2011 08:06 SERV	LEXINGTON URGENT #350135	Jun-2011
36,203	Other	US BANK NATIONAL ASSOCIATION ND				61.00	921903	29-JUN-2011 08:06 SERV	OCCUPATIONAL PHYSICIANS S #096472	Jun-2011
36,204	Other	US BANK NATIONAL ASSOCIATION ND				58.14	502900	29-JUN-2011 08:06 SERV	OCCUPATIONAL PHYSICIANS S #419667	Jun-2011
36,205	Other	US BANK NATIONAL ASSOCIATION ND				49.02	588100	29-JUN-2011 08:06 SERV	MICROBAC LABORATORIES #419667	Jun-2011
36,206	Other	US BANK NATIONAL ASSOCIATION ND				40.44	921902	29-JUN-2011 08:06 SERV	SHRED IT LOUISVILLE #422885	Jun-2011
36,207	Other	US BANK NATIONAL ASSOCIATION ND				40.44	921902	29-JUN-2011 08:06 SERV	SHRED IT LOUISVILLE #422885	JUL-2011
36,208	Other	US BANK NATIONAL ASSOCIATION ND				40.24	921903	29-JUN-2011 08:06 SERV	LEXINGTON URGENT #266498	Jun-2011
36,209	Other	US BANK NATIONAL ASSOCIATION ND				39.00	923900	29-JUN-2011 08:06 SERV	SHRED IT LOUISVILLE #426779	Jun-2011
36,210	Other	US BANK NATIONAL ASSOCIATION ND				36.72	923900	29-JUN-2011 08:06 SERV	OCCUPATIONAL PHYSICIANS S #420723	Jun-2011
36,211	Other	US BANK NATIONAL ASSOCIATION ND				32.94	921902	29-JUN-2011 08:06 SERV	OCCUPATIONAL PHYSICIANS S #421374	Jun-2011
36,212	Other	US BANK NATIONAL ASSOCIATION ND				31.11	923900	29-JUN-2011 08:06 SERV	OCCUPATIONAL PHYSICIANS S #420574	Jun-2011
36,213	Other	US BANK NATIONAL ASSOCIATION ND				30.25	921903	29-JUN-2011 08:06 SERV	OCCUPATIONAL PHYSICIANS S #424071	Jun-2011
36,214	Other	US BANK NATIONAL ASSOCIATION ND				30.00	905002	29-JUN-2011 08:06 SERV	SOUTHWEST SANITATION #420475	Jun-2011
36,215	Other	US BANK NATIONAL ASSOCIATION ND				29.89	921903	29-JUN-2011 08:06 SERV	OCCUPATIONAL PHYSICIANS S #352784	Jun-2011
36,216	Other	US BANK NATIONAL ASSOCIATION ND				28.48	901900	29-JUN-2011 08:06 SERV	LEXINGTON URGENT #418396	Jun-2011
36,217	Other	US BANK NATIONAL ASSOCIATION ND				26.23	921903	29-JUN-2011 08:06 SERV	OCCUPATIONAL PHYSICIANS S #426746	Jun-2011
36,218	Other	US BANK NATIONAL ASSOCIATION ND				20.00	903022	29-JUN-2011 08:06 SERV	OCCUPATIONAL PHYSICIANS S #340657	Jun-2011
36,219	Other	US BANK NATIONAL ASSOCIATION ND				15.75	588100	29-JUN-2011 08:06 SERV	UPS#0723562509 #423958	Jun-2011
36,220	Other	US BANK NATIONAL ASSOCIATION ND				14.98	903022	29-JUN-2011 08:06 SERV	SHRED IT LOUISVILLE #266225	Jun-2011
36,221	Other	US BANK NATIONAL ASSOCIATION ND				14.98	903022	29-JUN-2011 08:06 SERV	SHRED IT LOUISVILLE #340657	Jun-2011
36,222	Other	US BANK NATIONAL ASSOCIATION ND				14.68	921902	29-JUN-2011 08:06 SERV	SHRED IT LOUISVILLE #419360	Jun-2011
36,223	Other	US BANK NATIONAL ASSOCIATION ND				11.12	923100	29-JUN-2011 08:06 SERV	SHRED IT LOUISVILLE #424857	Jun-2011
36,224	Other	US BANK NATIONAL ASSOCIATION ND				10.48	921903	29-JUN-2011 08:06 SERV	SHRED IT LOUISVILLE #426456	Jun-2011
36,225	Other	US BANK NATIONAL ASSOCIATION ND				10.27	500900	29-JUN-2011 08:06 SERV	SHRED IT LOUISVILLE #425532	Jun-2011
36,226	Other	US BANK NATIONAL ASSOCIATION ND				9.59	921902	29-JUN-2011 08:06 SERV	SHRED IT LOUISVILLE #421374	Jun-2011
36,227	Other	US BANK NATIONAL ASSOCIATION ND				8.92	921903	29-JUN-2011 08:06 SERV	PREMIER CAR WASH #419410	Jun-2011
36,228	Other	US BANK NATIONAL ASSOCIATION ND				8.08	921902	29-JUN-2011 08:06 SERV	SHRED IT LOUISVILLE #418354	Jun-2011

KENTUCKY UTILITIES COMPANY
Case No. 2012- 00221
Analysis of Professional Services Expenses For the Test Year

(A)	(B)	(C)	(D)	(E)	(F)	(G)	(H)	(I)		
Line No.	Type	Vendor	Rate Case	Audit	Other	Total	Account	Invoice	Description	Period
36,229	Other	US BANK NATIONAL ASSOCIATION ND				8.08	923900	29-JUN-2011 08:06 SERV	SHRED IT LOUISVILLE #418354	SEP-2011
36,230	Other	US BANK NATIONAL ASSOCIATION ND				7.63	923900	29-JUN-2011 08:06 SERV	SHRED IT LOUISVILLE #420574	Jun-2011
36,231	Other	US BANK NATIONAL ASSOCIATION ND				7.52	921903	29-JUN-2011 08:06 SERV	SHRED IT LOUISVILLE #266506	Jun-2011
36,232	Other	US BANK NATIONAL ASSOCIATION ND				7.48	921903	29-JUN-2011 08:06 SERV	SHRED IT LOUISVILLE #422554	Jun-2011
36,233	Other	US BANK NATIONAL ASSOCIATION ND				6.85	908005	29-JUN-2011 08:06 SERV	OCCUPATIONAL PHYSICIANS S #422554	Jun-2011
36,234	Other	US BANK NATIONAL ASSOCIATION ND				6.42	908901	29-JUN-2011 08:06 SERV	SHRED IT LOUISVILLE #419956	Jun-2011
36,235	Other	US BANK NATIONAL ASSOCIATION ND				6.42	921903	29-JUN-2011 08:06 SERV	SHRED IT LOUISVILLE #419956	Jun-2011
36,236	Other	US BANK NATIONAL ASSOCIATION ND				6.42	921903	29-JUN-2011 08:06 SERV	SHRED IT LOUISVILLE #419956	Jun-2011
36,237	Other	US BANK NATIONAL ASSOCIATION ND				4.71	921902	29-JUN-2011 08:06 SERV	SHRED IT LOUISVILLE #671390	Jun-2011
36,238	Other	US BANK NATIONAL ASSOCIATION ND				4.71	921902	29-JUN-2011 08:06 SERV	SHRED IT LOUISVILLE #671390	Jun-2011
36,239	Other	US BANK NATIONAL ASSOCIATION ND				4.71	556900	29-JUN-2011 08:06 SERV	SHRED IT LOUISVILLE #671390	Jun-2011
36,240	Other	US BANK NATIONAL ASSOCIATION ND				4.67	921902	29-JUN-2011 08:06 SERV	SHRED IT LOUISVILLE #671390	Jun-2011
36,241	Other	US BANK NATIONAL ASSOCIATION ND				4.67	921902	29-JUN-2011 08:06 SERV	SHRED IT LOUISVILLE #671390	Jun-2011
36,242	Other	US BANK NATIONAL ASSOCIATION ND				4.40	921903	29-JUN-2011 08:06 SERV	SHRED IT LOUISVILLE #426456	Jun-2011
36,243	Other	US BANK NATIONAL ASSOCIATION ND				3.58	921902	29-JUN-2011 08:06 SERV	SHRED IT LOUISVILLE #419543	Jun-2011
36,244	Other	US BANK NATIONAL ASSOCIATION ND				3.58	500900	29-JUN-2011 08:06 SERV	SHRED IT LOUISVILLE #423222	Jun-2011
36,245	Other	US BANK NATIONAL ASSOCIATION ND				3.42	921902	29-JUN-2011 08:06 SERV	SHRED IT LOUISVILLE #419063	Jun-2011
36,246	Other	US BANK NATIONAL ASSOCIATION ND				3.28	921902	29-JUN-2011 08:06 SERV	SHRED IT LOUISVILLE #419543	Jun-2011
36,247	Other	US BANK NATIONAL ASSOCIATION ND				2.38	923900	29-JUN-2011 08:06 SERV	SHRED IT LOUISVILLE #419063	Jun-2011
36,248	Other	US BANK NATIONAL ASSOCIATION ND				2.28	923900	29-JUN-2011 08:06 SERV	SHRED IT LOUISVILLE #419063	Jun-2011
36,249	Other	US BANK NATIONAL ASSOCIATION ND				2.28	921002	29-JUN-2011 08:06 SERV	SHRED IT LOUISVILLE #419543	Jun-2011
36,250	Other	US BANK NATIONAL ASSOCIATION ND				2.24	921902	29-JUN-2011 08:06 SERV	SHRED IT LOUISVILLE #419063	Jun-2011
36,251	Other	US BANK NATIONAL ASSOCIATION ND				2.14	921002	29-JUN-2011 08:06 SERV	SHRED IT LOUISVILLE #419543	Jun-2011
36,252	Other	US BANK NATIONAL ASSOCIATION ND				2.14	921002	29-JUN-2011 08:06 SERV	SHRED IT LOUISVILLE #419543	Jun-2011
36,253	Other	US BANK NATIONAL ASSOCIATION ND				1.96	500900	29-JUN-2011 08:06 SERV	SHRED IT LOUISVILLE #423222	Jun-2011
36,254	Other	US BANK NATIONAL ASSOCIATION ND				1.84	921903	29-JUN-2011 08:06 SERV	SHRED IT LOUISVILLE #423222	Jun-2011
36,255	Other	US BANK NATIONAL ASSOCIATION ND				1.70	921903	29-JUN-2011 08:06 SERV	SHRED IT LOUISVILLE #423222	Jun-2011
36,256	Other	US BANK NATIONAL ASSOCIATION ND				1.66	921902	29-JUN-2011 08:06 SERV	SHRED IT LOUISVILLE #423222	Jun-2011
36,257	Other	US BANK NATIONAL ASSOCIATION ND				1.58	580100	29-JUN-2011 08:06 SERV	SHRED IT LOUISVILLE #423222	Jun-2011
36,258	Other	US BANK NATIONAL ASSOCIATION ND				1.32	560900	29-JUN-2011 08:06 SERV	SHRED IT LOUISVILLE #419063	Jun-2011
36,259	Other	US BANK NATIONAL ASSOCIATION ND				1.12	500900	29-JUN-2011 08:06 SERV	SHRED IT LOUISVILLE #419063	Jun-2011
36,260	Other	US BANK NATIONAL ASSOCIATION ND				1.04	921903	29-JUN-2011 08:06 SERV	SHRED IT LOUISVILLE #423222	Jun-2011
36,261	Other	US BANK NATIONAL ASSOCIATION ND				0.08	560900	29-JUN-2011 08:06 SERV	SHRED IT LOUISVILLE #423222	Jun-2011
36,262	Other	US BANK NATIONAL ASSOCIATION ND				657.70	903022	31-MAY-2011 06:05 LUTL	EXPERIAN #266258	Jun-2011
36,263	Other	US BANK NATIONAL ASSOCIATION ND				20.00	903022	31-MAY-2011 06:05 LUTL	OCCUPATIONAL PHYSICIANS #266258	Jun-2011
36,264	Other	US BANK NATIONAL ASSOCIATION ND				7.49	903022	31-MAY-2011 06:05 LUTL	SHRED IT #266225	Jun-2011
36,265	Other	US BANK NATIONAL ASSOCIATION ND				4,114.63	903022	31-MAY-2011 07:05 KUTL	ALLIANCEONE #340657	Jun-2011
36,266	Other	US BANK NATIONAL ASSOCIATION ND				3,100.10	903022	31-MAY-2011 07:05 KUTL	EXPERIAN #340657	Jun-2011
36,267	Other	US BANK NATIONAL ASSOCIATION ND				3,084.46	935402	31-MAY-2011 07:05 KUTL	REPUBLIC SERVICES TRASH #335905	MAY-2011
36,268	Other	US BANK NATIONAL ASSOCIATION ND				3,004.26	512100	31-MAY-2011 07:05 KUTL	AIRGAS MID AMERICA #337125	MAY-2011
36,269	Other	US BANK NATIONAL ASSOCIATION ND				2,250.00	588100	31-MAY-2011 07:05 KUTL	LEXINGTON URGENT #339287	MAY-2011
36,270	Other	US BANK NATIONAL ASSOCIATION ND				1,848.90	903022	31-MAY-2011 07:05 KUTL	LEXISNEXIS RISK MGT #340657	Jun-2011
36,271	Other	US BANK NATIONAL ASSOCIATION ND				1,426.35	506100	31-MAY-2011 07:05 KUTL	SPRINGFIELD LAUNDRY AND D #055585	MAY-2011
36,272	Other	US BANK NATIONAL ASSOCIATION ND				1,092.08	921003	31-MAY-2011 07:05 KUTL	GENERAL SALES COMPANY #338073	MAY-2011
36,273	Other	US BANK NATIONAL ASSOCIATION ND				957.78	505100	31-MAY-2011 07:05 KUTL	AIRGAS MID AMERICA #337125	MAY-2011
36,274	Other	US BANK NATIONAL ASSOCIATION ND				884.00	588100	31-MAY-2011 07:05 KUTL	OCCUMED #337059	MAY-2011
36,275	Other	US BANK NATIONAL ASSOCIATION ND				788.32	583001	31-MAY-2011 07:05 KUTL	G & K SERVICES 137 #336960	MAY-2011
36,276	Other	US BANK NATIONAL ASSOCIATION ND				744.09	588100	31-MAY-2011 07:05 KUTL	REPUBLIC SERVICES TRASH #340129	MAY-2011
36,277	Other	US BANK NATIONAL ASSOCIATION ND				676.00	583001	31-MAY-2011 07:05 KUTL	CHOCTAW-KAUL DISTRIBUT #336960	MAY-2011
36,278	Other	US BANK NATIONAL ASSOCIATION ND				632.04	583001	31-MAY-2011 07:05 KUTL	TRACTOR SUPPLY #129 #335558	MAY-2011
36,279	Other	US BANK NATIONAL ASSOCIATION ND				594.03	935402	31-MAY-2011 07:05 KUTL	FREEDOM WASTE SERVICE LL #334874	MAY-2011
36,280	Other	US BANK NATIONAL ASSOCIATION ND				586.58	588100	31-MAY-2011 07:05 KUTL	REPUBLIC SERVICES TRASH #342901	MAY-2011
36,281	Other	US BANK NATIONAL ASSOCIATION ND				539.71	583001	31-MAY-2011 07:05 KUTL	CHOCTAW-KAUL DISTRIBUT #336960	MAY-2011
36,282	Other	US BANK NATIONAL ASSOCIATION ND				536.27	921003	31-MAY-2011 07:05 KUTL	REPUBLIC SERVICES TRASH #337463	MAY-2011
36,283	Other	US BANK NATIONAL ASSOCIATION ND				492.25	506100	31-MAY-2011 07:05 KUTL	PREDICT INC #338388	MAY-2011
36,284	Other	US BANK NATIONAL ASSOCIATION ND				466.89	583001	31-MAY-2011 07:05 KUTL	UNCLE LEES #335558	MAY-2011
36,285	Other	US BANK NATIONAL ASSOCIATION ND				458.50	588100	31-MAY-2011 07:05 KUTL	JACK MANN SCALES, INC #342919	MAY-2011
36,286	Other	US BANK NATIONAL ASSOCIATION ND				449.42	512100	31-MAY-2011 07:05 KUTL	YAMAHA OF CAROLLTON #338453	MAY-2011
36,287	Other	US BANK NATIONAL ASSOCIATION ND				400.00	903003	31-MAY-2011 07:05 KUTL	CARROLLTON SURGICAL ASSOC #339550	MAY-2011
36,288	Other	US BANK NATIONAL ASSOCIATION ND				337.72	935403	31-MAY-2011 07:05 KUTL	LOUISVILLE TILE DIST LEX #337505	MAY-2011

KENTUCKY UTILITIES COMPANY
Case No. 2012- 00221
Analysis of Professional Services Expenses For the Test Year

(A)	(B)	(C)	(D)	(E)	(F)	(G)	(H)	(I)		
Line No.	Type	Vendor	Rate Case	Audit	Other	Total	Account	Invoice	Description	Period
36,289	Other	US BANK NATIONAL ASSOCIATION ND				271.76	583001	31-MAY-2011 07:05 KUTL	WCI*WCI OF KENTUCKY #336960	MAY-2011
36,290	Other	US BANK NATIONAL ASSOCIATION ND				234.00	506100	31-MAY-2011 07:05 KUTL	LEXINGTON URGENT #337422	MAY-2011
36,291	Other	US BANK NATIONAL ASSOCIATION ND				228.00	506100	31-MAY-2011 07:05 KUTL	EARL FLOYD FORD #338453	MAY-2011
36,292	Other	US BANK NATIONAL ASSOCIATION ND				226.08	586100	31-MAY-2011 07:05 KUTL	UNIFORM&CAREER APPAREL #342901	MAY-2011
36,293	Other	US BANK NATIONAL ASSOCIATION ND				201.50	511100	31-MAY-2011 07:05 KUTL	WAYNES FARM AND EQ #338453	MAY-2011
36,294	Other	US BANK NATIONAL ASSOCIATION ND				183.00	903003	31-MAY-2011 07:05 KUTL	OCCUPATIONAL PHYSICIANS S #338826	MAY-2011
36,295	Other	US BANK NATIONAL ASSOCIATION ND				180.88	935403	31-MAY-2011 07:05 KUTL	THE HOME DEPOT 2303 #337505	MAY-2011
36,296	Other	US BANK NATIONAL ASSOCIATION ND				177.00	921003	31-MAY-2011 07:05 KUTL	SITEX CORPORATION #339279	MAY-2011
36,297	Other	US BANK NATIONAL ASSOCIATION ND				150.70	588100	31-MAY-2011 07:05 KUTL	UNIFORM&CAREER APPAREL #342901	MAY-2011
36,298	Other	US BANK NATIONAL ASSOCIATION ND				120.50	583001	31-MAY-2011 07:05 KUTL	ORKIN #496 #336960	MAY-2011
36,299	Other	US BANK NATIONAL ASSOCIATION ND				120.00	903003	31-MAY-2011 07:05 KUTL	STACEY'S LOCK SHOP #341457	MAY-2011
36,300	Other	US BANK NATIONAL ASSOCIATION ND				117.00	506100	31-MAY-2011 07:05 KUTL	LEXINGTON URGENT #338370	MAY-2011
36,301	Other	US BANK NATIONAL ASSOCIATION ND				106.61	583001	31-MAY-2011 07:05 KUTL	MODERN DISTRIBUTORS INC #341507	MAY-2011
36,302	Other	US BANK NATIONAL ASSOCIATION ND				95.01	583001	31-MAY-2011 07:05 KUTL	COYNE TEXTILE SERVICES #341507	MAY-2011
36,303	Other	US BANK NATIONAL ASSOCIATION ND				80.00	593004	31-MAY-2011 07:05 KUTL	LEXINGTON URGENT #340335	MAY-2011
36,304	Other	US BANK NATIONAL ASSOCIATION ND				70.97	583001	31-MAY-2011 07:05 KUTL	MUHLENBURG RURAL KING #335558	MAY-2011
36,305	Other	US BANK NATIONAL ASSOCIATION ND				65.15	583001	31-MAY-2011 07:05 KUTL	TWC-TIMEWARNERCBLE #341507	MAY-2011
36,306	Other	US BANK NATIONAL ASSOCIATION ND				60.00	588100	31-MAY-2011 07:05 KUTL	OCCUPATIONAL MEDICINE CE #336606	MAY-2011
36,307	Other	US BANK NATIONAL ASSOCIATION ND				60.00	903022	31-MAY-2011 07:05 KUTL	OCCUPATIONAL PHYSICIANS #340657	Jun-2011
36,308	Other	US BANK NATIONAL ASSOCIATION ND				48.00	583001	31-MAY-2011 07:05 KUTL	ORKIN PEST CONTROL #341507	MAY-2011
36,309	Other	US BANK NATIONAL ASSOCIATION ND				45.57	921003	31-MAY-2011 07:05 KUTL	BARNEY MILLER'S #337521	MAY-2011
36,310	Other	US BANK NATIONAL ASSOCIATION ND				45.00	588100	31-MAY-2011 07:05 KUTL	EPHRAIM MCDOWELL REGIONA #342919	MAY-2011
36,311	Other	US BANK NATIONAL ASSOCIATION ND				41.00	506100	31-MAY-2011 07:05 KUTL	OCCUPATIONAL PHYSICIANS S #339261	MAY-2011
36,312	Other	US BANK NATIONAL ASSOCIATION ND				36.62	935403	31-MAY-2011 07:05 KUTL	LOWES #02345* #337505	MAY-2011
36,313	Other	US BANK NATIONAL ASSOCIATION ND				35.00	583001	31-MAY-2011 07:05 KUTL	LEXINGTON URGENT #341044	MAY-2011
36,314	Other	US BANK NATIONAL ASSOCIATION ND				35.00	588100	31-MAY-2011 07:05 KUTL	LEXINGTON URGENT #342919	MAY-2011
36,315	Other	US BANK NATIONAL ASSOCIATION ND				26.22	935403	31-MAY-2011 07:05 KUTL	GROTT LOCKSMITH CENTER #337505	MAY-2011
36,316	Other	US BANK NATIONAL ASSOCIATION ND				25.00	506100	31-MAY-2011 07:05 KUTL	CALDWELL AND COOK HEARING #055585	MAY-2011
36,317	Other	US BANK NATIONAL ASSOCIATION ND				24.85	903003	31-MAY-2011 07:05 KUTL	TWC-TIMEWARNERCBLE #267074	MAY-2011
36,318	Other	US BANK NATIONAL ASSOCIATION ND				20.00	903003	31-MAY-2011 07:05 KUTL	RUMPKE CONSOLIDATED COMPA #340384	MAY-2011
36,319	Other	US BANK NATIONAL ASSOCIATION ND				16.86	506100	31-MAY-2011 07:05 KUTL	AIRGAS MID AMERICA #337125	MAY-2011
36,320	Other	US BANK NATIONAL ASSOCIATION ND				16.00	588100	31-MAY-2011 07:05 KUTL	NORTON GULF #339105	MAY-2011
36,321	Other	US BANK NATIONAL ASSOCIATION ND				15.30	903003	31-MAY-2011 07:05 KUTL	DANVILLE BOTTLED WATER D #267074	MAY-2011
36,322	Other	US BANK NATIONAL ASSOCIATION ND				14.98	903022	31-MAY-2011 07:05 KUTL	SHRED IT #340657	Jun-2011
36,323	Other	US BANK NATIONAL ASSOCIATION ND				14.21	583001	31-MAY-2011 07:05 KUTL	SOUTH KY RECC #341507	MAY-2011
36,324	Other	US BANK NATIONAL ASSOCIATION ND				10.00	506100	31-MAY-2011 07:05 KUTL	AJ CLEAN AND DRY CAR WASH #335301	MAY-2011
36,325	Other	US BANK NATIONAL ASSOCIATION ND				9.00	586100	31-MAY-2011 07:05 KUTL	AMERICAN WATER #340129	MAY-2011
36,326	Other	US BANK NATIONAL ASSOCIATION ND				9.00	586100	31-MAY-2011 07:05 KUTL	AMERICAN WATER #340129	MAY-2011
36,327	Other	US BANK NATIONAL ASSOCIATION ND				9.00	902002	31-MAY-2011 07:05 KUTL	AMERICAN WATER #340129	MAY-2011
36,328	Other	US BANK NATIONAL ASSOCIATION ND				9.00	566100	31-MAY-2011 07:05 KUTL	AUTO WASH EXPRESS #335335	MAY-2011
36,329	Other	US BANK NATIONAL ASSOCIATION ND				9.00	506100	31-MAY-2011 07:05 KUTL	HURRICANE BAY CAR WASH #335376	MAY-2011
36,330	Other	US BANK NATIONAL ASSOCIATION ND				8.00	593004	31-MAY-2011 07:05 KUTL	CLASSY CHASSY CAR WASH #343263	MAY-2011
36,331	Other	US BANK NATIONAL ASSOCIATION ND				11,291.00	923900	31-MAY-2011 09:05 SERV	KC WELLNESS #419006	MAY-2011
36,332	Other	US BANK NATIONAL ASSOCIATION ND				5,621.88	923100	31-MAY-2011 09:05 SERV	AVI FOODSYSTEMS IN Q51 #436158	MAY-2011
36,333	Other	US BANK NATIONAL ASSOCIATION ND				3,288.21	588100	31-MAY-2011 09:05 SERV	CHOCTAW-KAUL DISTRIBUT #423958	MAY-2011
36,334	Other	US BANK NATIONAL ASSOCIATION ND				2,458.90	923100	31-MAY-2011 09:05 SERV	CANTEEN VENDING74050600 #436158	MAY-2011
36,335	Other	US BANK NATIONAL ASSOCIATION ND				1,329.99	921003	31-MAY-2011 09:05 SERV	JOHNSON CONTROLS, SSNA #811509	MAY-2011
36,336	Other	US BANK NATIONAL ASSOCIATION ND				1,020.98	905002	31-MAY-2011 09:05 SERV	SHRED IT LOUISVILLE #420475	MAY-2011
36,337	Other	US BANK NATIONAL ASSOCIATION ND				855.00	923900	31-MAY-2011 09:05 SERV	NICK BONURA PHOTOGRAPHY L #425896	MAY-2011
36,338	Other	US BANK NATIONAL ASSOCIATION ND				840.00	935403	31-MAY-2011 09:05 SERV	COLOURS 2000 #457822	MAY-2011
36,339	Other	US BANK NATIONAL ASSOCIATION ND				695.00	923900	31-MAY-2011 09:05 SERV	KC WELLNESS #419006	MAY-2011
36,340	Other	US BANK NATIONAL ASSOCIATION ND				508.80	921004	31-MAY-2011 09:05 SERV	MEDICAL SCREENING SERVICE #457822	MAY-2011
36,341	Other	US BANK NATIONAL ASSOCIATION ND				459.00	921004	31-MAY-2011 09:05 SERV	COLOURS 2000 #457822	MAY-2011
36,342	Other	US BANK NATIONAL ASSOCIATION ND				432.00	923900	31-MAY-2011 09:05 SERV	FEDEX OFFICE #0159 #425896	MAY-2011
36,343	Other	US BANK NATIONAL ASSOCIATION ND				425.00	502100	31-MAY-2011 09:05 SERV	MCCALL & SPERO ENVIRON #419667	MAY-2011
36,344	Other	US BANK NATIONAL ASSOCIATION ND				374.85	921903	31-MAY-2011 09:05 SERV	NICK BONURA PHOTOGRAPHY L #426456	MAY-2011
36,345	Other	US BANK NATIONAL ASSOCIATION ND				347.10	930101	31-MAY-2011 09:05 SERV	NICK BONURA PHOTOGRAPHY L #426456	MAY-2011
36,346	Other	US BANK NATIONAL ASSOCIATION ND				318.06	501090	31-MAY-2011 09:05 SERV	MICROBAC LABORATORIES #419667	MAY-2011
36,347	Other	US BANK NATIONAL ASSOCIATION ND				276.89	502900	31-MAY-2011 09:05 SERV	SPIRIT SERVICES CO. #419667	MAY-2011
36,348	Other	US BANK NATIONAL ASSOCIATION ND				250.00	908005	31-MAY-2011 09:05 SERV	A AND J MECHANICAL SER #426019	MAY-2011

KENTUCKY UTILITIES COMPANY
Case No. 2012- 00221
Analysis of Professional Services Expenses For the Test Year

(A)	(B)	(C)	(D)	(E)	(F)	(G)	(H)	(I)		
Line No.	Type	Vendor	Rate Case	Audit	Other	Total	Account	Invoice	Description	Period
36,349	Other	US BANK NATIONAL ASSOCIATION ND				248.40	905002	31-MAY-2011 09:05 SERV	SHRED-IT KNOXVILLE #420475	MAY-2011
36,350	Other	US BANK NATIONAL ASSOCIATION ND				241.51	500900	31-MAY-2011 09:05 SERV	TELEMAR USA #425532	MAY-2011
36,351	Other	US BANK NATIONAL ASSOCIATION ND				229.50	921902	31-MAY-2011 09:05 SERV	AMERICAN ARBITRATION ASSC #681316	MAY-2011
36,352	Other	US BANK NATIONAL ASSOCIATION ND				180.90	903030	31-MAY-2011 09:05 SERV	PINEVILLE COMMUNITY #425672	MAY-2011
36,353	Other	US BANK NATIONAL ASSOCIATION ND				139.18	905002	31-MAY-2011 09:05 SERV	CINTAS DOC MGT #D01 #420475	MAY-2011
36,354	Other	US BANK NATIONAL ASSOCIATION ND				129.00	501090	31-MAY-2011 09:05 SERV	STANDARD LABORATORIES INC #419667	MAY-2011
36,355	Other	US BANK NATIONAL ASSOCIATION ND				127.50	500900	31-MAY-2011 09:05 SERV	OCCUPATIONAL PHYSICIANS S #425540	MAY-2011
36,356	Other	US BANK NATIONAL ASSOCIATION ND				109.62	921902	31-MAY-2011 09:05 SERV	OCCUPATIONAL PHYSICIANS S #421374	MAY-2011
36,357	Other	US BANK NATIONAL ASSOCIATION ND				101.46	502900	31-MAY-2011 09:05 SERV	CARROLL COUNTY MEMORIAL H #419667	MAY-2011
36,358	Other	US BANK NATIONAL ASSOCIATION ND				93.85	588100	31-MAY-2011 09:05 SERV	WW GRAINGER #423958	MAY-2011
36,359	Other	US BANK NATIONAL ASSOCIATION ND				88.74	921902	31-MAY-2011 09:05 SERV	OCCUPATIONAL PHYSICIANS S #422885	MAY-2011
36,360	Other	US BANK NATIONAL ASSOCIATION ND				82.01	905002	31-MAY-2011 09:05 SERV	SHRED IT-NASHVILLE #420475	MAY-2011
36,361	Other	US BANK NATIONAL ASSOCIATION ND				78.84	903030	31-MAY-2011 09:05 SERV	LEXINGTON URGENT #425672	MAY-2011
36,362	Other	US BANK NATIONAL ASSOCIATION ND				60.00	905002	31-MAY-2011 09:05 SERV	SOUTHWEST SANITATION #420475	MAY-2011
36,363	Other	US BANK NATIONAL ASSOCIATION ND				54.56	923100	31-MAY-2011 09:05 SERV	VALIDEX #413536	MAY-2011
36,364	Other	US BANK NATIONAL ASSOCIATION ND				45.13	921903	31-MAY-2011 09:05 SERV	OCCUPATIONAL PHYSICIANS S #424071	MAY-2011
36,365	Other	US BANK NATIONAL ASSOCIATION ND				45.00	588100	31-MAY-2011 09:05 SERV	SHRED IT LOUISVILLE #425219	MAY-2011
36,366	Other	US BANK NATIONAL ASSOCIATION ND				43.06	921903	31-MAY-2011 09:05 SERV	VALIDEX #426746	MAY-2011
36,367	Other	US BANK NATIONAL ASSOCIATION ND				40.87	566900	31-MAY-2011 09:05 SERV	OCCUPATIONAL PHYSICIANS S #424352	MAY-2011
36,368	Other	US BANK NATIONAL ASSOCIATION ND				39.65	561590	31-MAY-2011 09:05 SERV	OCCUPATIONAL PHYSICIANS S #424345	MAY-2011
36,369	Other	US BANK NATIONAL ASSOCIATION ND				39.00	923900	31-MAY-2011 09:05 SERV	SHRED IT LOUISVILLE #426779	MAY-2011
36,370	Other	US BANK NATIONAL ASSOCIATION ND				38.88	923900	31-MAY-2011 09:05 SERV	OCCUPATIONAL PHYSICIANS S #418354	MAY-2011
36,371	Other	US BANK NATIONAL ASSOCIATION ND				36.72	501990	31-MAY-2011 09:05 SERV	OCCUPATIONAL PHYSICIANS S #423198	MAY-2011
36,372	Other	US BANK NATIONAL ASSOCIATION ND				36.00	908005	31-MAY-2011 09:05 SERV	OCCUPATIONAL PHYSICIANS S #422554	MAY-2011
36,373	Other	US BANK NATIONAL ASSOCIATION ND				35.59	921902	31-MAY-2011 09:05 SERV	OCCUPATIONAL PHYSICIANS S #421374	MAY-2011
36,374	Other	US BANK NATIONAL ASSOCIATION ND				35.28	921903	31-MAY-2011 09:05 SERV	OCCUPATIONAL PHYSICIANS S #425417	MAY-2011
36,375	Other	US BANK NATIONAL ASSOCIATION ND				33.12	921902	31-MAY-2011 09:05 SERV	OCCUPATIONAL PHYSICIANS S #425037	MAY-2011
36,376	Other	US BANK NATIONAL ASSOCIATION ND				31.77	500900	31-MAY-2011 09:05 SERV	QDI'QUEST DIAGNOSTICS #945273	MAY-2011
36,377	Other	US BANK NATIONAL ASSOCIATION ND				31.45	921902	31-MAY-2011 09:05 SERV	SHRED IT LOUISVILLE #422885	MAY-2011
36,378	Other	US BANK NATIONAL ASSOCIATION ND				30.80	921903	31-MAY-2011 09:05 SERV	OCCUPATIONAL PHYSICIANS S #419832	MAY-2011
36,379	Other	US BANK NATIONAL ASSOCIATION ND				30.68	921903	31-MAY-2011 09:05 SERV	OCCUPATIONAL PHYSICIANS S #266480	MAY-2011
36,380	Other	US BANK NATIONAL ASSOCIATION ND				30.68	921903	31-MAY-2011 09:05 SERV	OCCUPATIONAL PHYSICIANS S #266506	MAY-2011
36,381	Other	US BANK NATIONAL ASSOCIATION ND				29.89	923900	31-MAY-2011 09:05 SERV	OCCUPATIONAL PHYSICIANS S #419030	MAY-2011
36,382	Other	US BANK NATIONAL ASSOCIATION ND				26.39	921902	31-MAY-2011 09:05 SERV	QDI'QUEST DIAGNOSTICS #422885	MAY-2011
36,383	Other	US BANK NATIONAL ASSOCIATION ND				26.23	921903	31-MAY-2011 09:05 SERV	OCCUPATIONAL PHYSICIANS S #426746	MAY-2011
36,384	Other	US BANK NATIONAL ASSOCIATION ND				25.79	921903	31-MAY-2011 09:05 SERV	OCCUPATIONAL PHYSICIANS S #421804	MAY-2011
36,385	Other	US BANK NATIONAL ASSOCIATION ND				22.71	923900	31-MAY-2011 09:05 SERV	SECURITAS EOC #419006	MAY-2011
36,386	Other	US BANK NATIONAL ASSOCIATION ND				(21.82)	921903	31-MAY-2011 09:05 SERV	LEXINGTON URGENT #424071	MAY-2011
36,387	Other	US BANK NATIONAL ASSOCIATION ND				19.52	500900	31-MAY-2011 09:05 SERV	SHRED IT LOUISVILLE #425532	MAY-2011
36,388	Other	US BANK NATIONAL ASSOCIATION ND				16.97	923100	31-MAY-2011 09:05 SERV	VERIZON WRLS IVR VN #420392	MAY-2011
36,389	Other	US BANK NATIONAL ASSOCIATION ND				12.20	588100	31-MAY-2011 09:05 SERV	OCCUPATIONAL PHYSICIANS S #422125	MAY-2011
36,390	Other	US BANK NATIONAL ASSOCIATION ND				12.20	588100	31-MAY-2011 09:05 SERV	OCCUPATIONAL PHYSICIANS S #422141	MAY-2011
36,391	Other	US BANK NATIONAL ASSOCIATION ND				11.12	923100	31-MAY-2011 09:05 SERV	SHRED IT LOUISVILLE #424857	MAY-2011
36,392	Other	US BANK NATIONAL ASSOCIATION ND				10.48	921903	31-MAY-2011 09:05 SERV	SHRED IT LOUISVILLE #426456	MAY-2011
36,393	Other	US BANK NATIONAL ASSOCIATION ND				9.57	903936	31-MAY-2011 09:05 SERV	SHRED IT LOUISVILLE #425862	MAY-2011
36,394	Other	US BANK NATIONAL ASSOCIATION ND				9.24	921902	31-MAY-2011 09:05 SERV	SHRED IT LOUISVILLE #421374	MAY-2011
36,395	Other	US BANK NATIONAL ASSOCIATION ND				8.92	921903	31-MAY-2011 09:05 SERV	PREMIER CAR WASH #419410	MAY-2011
36,396	Other	US BANK NATIONAL ASSOCIATION ND				8.08	921902	31-MAY-2011 09:05 SERV	SHRED IT LOUISVILLE #418354	MAY-2011
36,397	Other	US BANK NATIONAL ASSOCIATION ND				8.08	923900	31-MAY-2011 09:05 SERV	SHRED IT LOUISVILLE #418354	SEP-2011
36,398	Other	US BANK NATIONAL ASSOCIATION ND				7.63	923900	31-MAY-2011 09:05 SERV	SHRED IT LOUISVILLE #420574	MAY-2011
36,399	Other	US BANK NATIONAL ASSOCIATION ND				7.52	921903	31-MAY-2011 09:05 SERV	SHRED IT LOUISVILLE #266506	MAY-2011
36,400	Other	US BANK NATIONAL ASSOCIATION ND				7.48	921903	31-MAY-2011 09:05 SERV	SHRED IT LOUISVILLE #422554	MAY-2011
36,401	Other	US BANK NATIONAL ASSOCIATION ND				7.34	921902	31-MAY-2011 09:05 SERV	SHRED IT LOUISVILLE #418669	MAY-2011
36,402	Other	US BANK NATIONAL ASSOCIATION ND				6.42	908901	31-MAY-2011 09:05 SERV	SHRED IT LOUISVILLE #419956	MAY-2011
36,403	Other	US BANK NATIONAL ASSOCIATION ND				6.42	921903	31-MAY-2011 09:05 SERV	SHRED IT LOUISVILLE #419956	MAY-2011
36,404	Other	US BANK NATIONAL ASSOCIATION ND				6.42	921903	31-MAY-2011 09:05 SERV	SHRED IT LOUISVILLE #419956	MAY-2011
36,405	Other	US BANK NATIONAL ASSOCIATION ND				5.21	588100	31-MAY-2011 09:05 SERV	WM SUPERCENTER #423958	MAY-2011
36,406	Other	US BANK NATIONAL ASSOCIATION ND				4.71	566900	31-MAY-2011 09:05 SERV	SHRED IT LOUISVILLE #671390	MAY-2011
36,407	Other	US BANK NATIONAL ASSOCIATION ND				4.71	921902	31-MAY-2011 09:05 SERV	SHRED IT LOUISVILLE #671390	MAY-2011
36,408	Other	US BANK NATIONAL ASSOCIATION ND				4.71	921902	31-MAY-2011 09:05 SERV	SHRED IT LOUISVILLE #671390	MAY-2011

KENTUCKY UTILITIES COMPANY
Case No. 2012- 00221
Analysis of Professional Services Expenses For the Test Year

(A)	(B)	(C)	(D)	(E)	(F)	(G)	(H)	(I)		
Line No.	Type	Vendor	Rate Case	Audit	Other	Total	Account	Invoice	Description	Period
36,409	Other	US BANK NATIONAL ASSOCIATION ND				4.67	921902	31-MAY-2011 09:05 SERV	SHRED IT LOUISVILLE #671390	MAY-2011
36,410	Other	US BANK NATIONAL ASSOCIATION ND				4.67	921902	31-MAY-2011 09:05 SERV	SHRED IT LOUISVILLE #671390	MAY-2011
36,411	Other	US BANK NATIONAL ASSOCIATION ND				4.40	921903	31-MAY-2011 09:05 SERV	SHRED IT LOUISVILLE #426456	MAY-2011
36,412	Other	US BANK NATIONAL ASSOCIATION ND				3.58	921902	31-MAY-2011 09:05 SERV	SHRED IT LOUISVILLE #419543	MAY-2011
36,413	Other	US BANK NATIONAL ASSOCIATION ND				3.58	500900	31-MAY-2011 09:05 SERV	SHRED IT LOUISVILLE #423222	MAY-2011
36,414	Other	US BANK NATIONAL ASSOCIATION ND				3.42	921902	31-MAY-2011 09:05 SERV	SHRED IT LOUISVILLE #419063	MAY-2011
36,415	Other	US BANK NATIONAL ASSOCIATION ND				3.28	921902	31-MAY-2011 09:05 SERV	SHRED IT LOUISVILLE #419543	MAY-2011
36,416	Other	US BANK NATIONAL ASSOCIATION ND				2.38	923900	31-MAY-2011 09:05 SERV	SHRED IT LOUISVILLE #419063	MAY-2011
36,417	Other	US BANK NATIONAL ASSOCIATION ND				2.28	923900	31-MAY-2011 09:05 SERV	SHRED IT LOUISVILLE #419063	MAY-2011
36,418	Other	US BANK NATIONAL ASSOCIATION ND				2.28	921002	31-MAY-2011 09:05 SERV	SHRED IT LOUISVILLE #419543	MAY-2011
36,419	Other	US BANK NATIONAL ASSOCIATION ND				2.24	921902	31-MAY-2011 09:05 SERV	SHRED IT LOUISVILLE #419063	MAY-2011
36,420	Other	US BANK NATIONAL ASSOCIATION ND				2.14	921002	31-MAY-2011 09:05 SERV	SHRED IT LOUISVILLE #419543	MAY-2011
36,421	Other	US BANK NATIONAL ASSOCIATION ND				2.14	921002	31-MAY-2011 09:05 SERV	SHRED IT LOUISVILLE #419543	MAY-2011
36,422	Other	US BANK NATIONAL ASSOCIATION ND				1.96	500900	31-MAY-2011 09:05 SERV	SHRED IT LOUISVILLE #423222	MAY-2011
36,423	Other	US BANK NATIONAL ASSOCIATION ND				1.84	921903	31-MAY-2011 09:05 SERV	SHRED IT LOUISVILLE #423222	MAY-2011
36,424	Other	US BANK NATIONAL ASSOCIATION ND				1.70	921903	31-MAY-2011 09:05 SERV	SHRED IT LOUISVILLE #423222	MAY-2011
36,425	Other	US BANK NATIONAL ASSOCIATION ND				1.66	921902	31-MAY-2011 09:05 SERV	SHRED IT LOUISVILLE #423222	MAY-2011
36,426	Other	US BANK NATIONAL ASSOCIATION ND				1.58	580100	31-MAY-2011 09:05 SERV	SHRED IT LOUISVILLE #423222	MAY-2011
36,427	Other	US BANK NATIONAL ASSOCIATION ND				1.32	560900	31-MAY-2011 09:05 SERV	SHRED IT LOUISVILLE #419063	MAY-2011
36,428	Other	US BANK NATIONAL ASSOCIATION ND				1.12	500900	31-MAY-2011 09:05 SERV	SHRED IT LOUISVILLE #419063	MAY-2011
36,429	Other	US BANK NATIONAL ASSOCIATION ND				1.04	921903	31-MAY-2011 09:05 SERV	SHRED IT LOUISVILLE #423222	MAY-2011
36,430	Other	US BANK NATIONAL ASSOCIATION ND				0.08	560900	31-MAY-2011 09:05 SERV	SHRED IT LOUISVILLE #423222	MAY-2011
36,431	Other	US Dept. of the Interior				35,800.00	539100	J061-0110-1111 Accrual USD	US Dept. of the Interior - Maint. At Herrington Lake	NOV-2011
36,432	Other	US ECOLOGY NEVADA INC				16,537.88	923100	B92721	invoice #B92721 - PCB shipment from N Limestone	APR-2011
36,433	Other	US ECOLOGY NEVADA INC				6,926.45	923100	B95682	invoice #B95682 - PCB shipment from N. Limestone	OCT-2011
36,434	Other	USA LAMP AND BALLAST RECYCLING				5,830.73	923900	115878	invoice #0000115878 - recycling	Dec-2011
36,435	Other	USDA APHIS WILDLIFE SERVICES				4,050.00	511100	BD724711096	Trapping beaver/small animals/bird eradication - 01/01/11-06/30/11	JUL-2011
36,436	Other	USDA APHIS WILDLIFE SERVICES				950.00	511100	BD724711096	Supplies/equipment	JUL-2011
36,437	Other	USDA APHIS WILDLIFE SERVICES				1,375.00	511100	BD724711152	Personnel cost - trapping beavers/small animals/bird eradication - 07/11/11-09/30/11	Jan-2012
36,438	Other	USDA APHIS WILDLIFE SERVICES				1,125.00	511100	BD724711152	Vehicle usage, supplies/equipment/program support costs - trapping beavers/small animals/bird eradication - 07/11/11-09/30/11	Jan-2012
36,439	Other	USDA APHIS WILDLIFE SERVICES				1,375.00	511100	BD724712021	Personnel cost - trapping beavers/small animals/bird eradication - 10/01/11-12/31/11	Feb-2012
36,440	Other	USDA APHIS WILDLIFE SERVICES				1,125.00	511100	BD724712021	Vehicle usage, supplies/equipment, program support cost - trapping beavers/small animals/bird eradication - 10/01/11 - 12/31/11	Feb-2012
36,441	Other	USDA APHIS WILDLIFE SERVICES				4,000.00	542100	USDAAP040511	VULTURE CONTROL ON DIX DAM CREST GATES	APR-2011
36,442	Other	USIC LOCATING SERVICES INC				1,702.07	583001	0112KU2	INVOICE 0112-KU2 1/1/12-1/31/12	Feb-2012
36,443	Other	USIC LOCATING SERVICES INC				1,170.00	583001	0112KU2	INVOICE 0112-KU2 1/1/12-1/31/12	Feb-2012
36,444	Other	USIC LOCATING SERVICES INC				2,099.57	583001	0212KU2	INVOICE 0212-KU2 2/1/12- 2/29/12	MAR-2012
36,445	Other	USIC LOCATING SERVICES INC				1,290.00	583001	0212KU2	INVOICE 0212-KU2 2/1/12- 2/29/12	MAR-2012
36,446	Other	USIC LOCATING SERVICES INC				2,550.00	583001	0311KU2	INVOICE 03110KU2	APR-2011
36,447	Other	USIC LOCATING SERVICES INC				1,537.50	583001	0311KU2	INVOICE 03110KU2	APR-2011
36,448	Other	USIC LOCATING SERVICES INC				2,422.50	583001	0411KU2	INVOICE 0411-KU2 4/1/11-4/30/11	MAY-2011
36,449	Other	USIC LOCATING SERVICES INC				1,514.57	583001	0411KU2	INVOICE 0411-KU2 4/1/11-4/30/11	MAY-2011
36,450	Other	USIC LOCATING SERVICES INC				2,677.07	583001	0511KU2	INVOICE 0511-KU2 5/1/11-5/31/11	Jun-2011
36,451	Other	USIC LOCATING SERVICES INC				1,177.07	583001	0511KU2	INVOICE 0511-KU2 5/1/11-5/31/11	Jun-2011
36,452	Other	USIC LOCATING SERVICES INC				2,437.50	583001	0611KU2	INVOICE 0611-KU2 6/1/11-6/30/11	JUL-2011
36,453	Other	USIC LOCATING SERVICES INC				1,650.00	583001	0611KU2	INVOICE 0611-KU2 6/1/11-6/30/11	JUL-2011
36,454	Other	USIC LOCATING SERVICES INC				2,264.57	583001	0711KU2	INVOICE 0711-KU2 7/1/11-7/31/11	AUG-2011
36,455	Other	USIC LOCATING SERVICES INC				1,320.00	583001	0711KU2	INVOICE 0711-KU2 7/1/11-7/31/11	AUG-2011
36,456	Other	USIC LOCATING SERVICES INC				2,645.78	583001	0811KU2	INVOICE 0811-KU2 8/1/11-8/31/11	SEP-2011
36,457	Other	USIC LOCATING SERVICES INC				1,710.00	583001	0811KU2	INVOICE 0811-KU2 8/1/11-8/31/11	SEP-2011
36,458	Other	USIC LOCATING SERVICES INC				2,084.14	583001	0911KU2	INVOICE 0911-KU2 9/1/11-9/30/11	OCT-2011
36,459	Other	USIC LOCATING SERVICES INC				1,470.00	583001	0911KU2	INVOICE 0911-KU2 9/1/11-9/30/11	OCT-2011
36,460	Other	USIC LOCATING SERVICES INC				2,174.57	583001	1011KU2	INVOICE 1011-KU2 10/1/11-10/31/11	NOV-2011
36,461	Other	USIC LOCATING SERVICES INC				1,515.00	583001	1011KU2	INVOICE 1011-KU2 10/1/11-10/31/11	NOV-2011
36,462	Other	USIC LOCATING SERVICES INC				1,904.57	583001	1111KU2	INVOICE 1111-KU2 11/1/11-11/30/11	Dec-2011
36,463	Other	USIC LOCATING SERVICES INC				1,237.50	583001	1111KU2	INVOICE 1111-KU2 11/1/11-11/30/11	Dec-2011
36,464	Other	USIC LOCATING SERVICES INC				1,896.21	583001	1211KU2	INVOICE 1211-KU2 12/1/11-12/31/11	Jan-2012

KENTUCKY UTILITIES COMPANY
Case No. 2012- 00221
Analysis of Professional Services Expenses For the Test Year

(A)	(B)	(C)	(D)	(E)	(F)	(G)	(H)	(I)		
Line No.	Type	Vendor	Rate Case	Audit	Other	Total	Account	Invoice	Description	Period
36,465	Other	USIC LOCATING SERVICES INC				1,050.00	583001	1211KU2	INVOICE 1211-KU2 12/1/11-12/31/11	Jan-2012
36,466	Other	USIC LOCATING SERVICES INC				9,218.98	583001	KY0112KU1	INVOICE KY 0112-KU1	Feb-2012
36,467	Other	USIC LOCATING SERVICES INC				10,715.78	583001	KY0212KU1	INVOICE KY 0212-KU1	MAR-2012
36,468	Other	USIC LOCATING SERVICES INC				19,211.99	583001	KY0311KU1	INVOICE KY 0311-KU1	APR-2011
36,469	Other	USIC LOCATING SERVICES INC				19,464.84	583001	KY0411KU1	INVOICE 0411-KU1	MAY-2011
36,470	Other	USIC LOCATING SERVICES INC				23,817.85	583001	KY0611KU1	INVOICE 0611-KU1	JUL-2011
36,471	Other	USIC LOCATING SERVICES INC				17,867.77	583001	KY0711KU1	INVOICE KY 0711-KU1	AUG-2011
36,472	Other	USIC LOCATING SERVICES INC				20,218.90	583001	KY0811KU1	INVOICE 0811-KU1	SEP-2011
36,473	Other	USIC LOCATING SERVICES INC				17,253.20	583001	KY0911KU1	INVOICE KY 0911-KU1	OCT-2011
36,474	Other	USIC LOCATING SERVICES INC				15,986.56	583001	KY1011KU1	INVOICE 1011-KU1	NOV-2011
36,475	Other	USIC LOCATING SERVICES INC				14,028.63	583001	KY1111KU1	INVOICE KY 1111-KU1	Dec-2011
36,476	Other	USIC LOCATING SERVICES INC				12,270.62	583001	KY1211KU1	INVOICE KY 1211-KU1	Jan-2012
36,477	Other	USPS				28,467.71	903032	J703-0020-0312 Adjustment USD	USPS	MAR-2012
36,478	Other	UTILITY COMPLIANCE SERVICES INC				8,574.88	566900	111104	Utility Compliance Services, Inc- Phillips - Nov 2011 Mock Audit for NERC 693 Standards as per contract #55784 - Invoice #11-1104	Jan-2012
36,479	Other	UTILITY COMPLIANCE SERVICES INC				4,261.06	510100	111104	Utility Compliance Services, Inc- Phillips - Nov 2011 Mock Audit for NERC 693 Standards as per contract #55784 - Invoice #11-1104	Jan-2012
36,480	Other	UTILITY COMPLIANCE SERVICES INC				897.06	566900	111104	Utility Compliance Services, Inc- Phillips - Nov 2011 Mock Audit for NERC 693 Standards as per contract #55784 - Invoice #11-1104	Jan-2012
36,481	Other	UTILITY POLE TECHNOLOGIES INC				906.18	593001	03B00212	INV#03B00212 W/E 1-21-12 EDDYVILLE THORNBURGH POLE INSPECTION CREW	Jan-2012
36,482	Other	UTILITY POLE TECHNOLOGIES INC				375.07	593001	03B00212	INV#03B00212 W/E 1-21-12 EDDYVILLE THORNBURGH POLE INSPECTION CREW	Jan-2012
36,483	Other	UTILITY POLE TECHNOLOGIES INC				747.51	593001	03B00312	INV#03B00312 - EDDYVILLE PRISON - MORRIS	Jan-2012
36,484	Other	UTILITY POLE TECHNOLOGIES INC				431.12	593001	03B00312	INV#03B00312 - EDDYVILLE PRISON - MORRIS	Jan-2012
36,485	Other	UTILITY POLE TECHNOLOGIES INC				60.30	593001	03B00412	INV#03B00412 - FREDONIA - HORSLEY	Jan-2012
36,486	Other	UTILITY POLE TECHNOLOGIES INC				34.87	593001	03B00412	INV#03B00412 - FREDONIA - HORSLEY	Jan-2012
36,487	Other	UTILITY POLE TECHNOLOGIES INC				138.04	593001	03B00512	INV#03B00512 - FREDONIA QUARR - HORNBAKER	Jan-2012
36,488	Other	UTILITY POLE TECHNOLOGIES INC				24.12	593001	03B00512	INV#03B00512 - FREDONIA QUARR - HORNBAKER	Jan-2012
36,489	Other	UTILITY POLE TECHNOLOGIES INC				1,257.13	593001	03B00612	INV#03B00612 W/E 1-21-12 KUTTAWA / HORSLEY POLE INSPECTION CREWS	Jan-2012
36,490	Other	UTILITY POLE TECHNOLOGIES INC				1,181.70	593001	03B00612	INV#03B00612 W/E 1-21-12 KUTTAWA / HORSLEY POLE INSPECTION CREWS	Jan-2012
36,491	Other	UTILITY POLE TECHNOLOGIES INC				519.85	593001	04B00612	INV#04B00612 W/E 1-28-12 EDDYVILLE THORNBURGH	Feb-2012
36,492	Other	UTILITY POLE TECHNOLOGIES INC				339.01	593001	04B00612	INV#04B00612 W/E 1-28-12 EDDYVILLE THORNBURGH	Feb-2012
36,493	Other	UTILITY POLE TECHNOLOGIES INC				1,301.64	593001	04B00712	INSPECTING AND TREATING POLES	Feb-2012
36,494	Other	UTILITY POLE TECHNOLOGIES INC				612.10	593001	04B00712	INSPECTING AND TREATING POLES	Feb-2012
36,495	Other	UTILITY POLE TECHNOLOGIES INC				967.34	593001	04B00812	INSPECTING AND TREATING POLES	Feb-2012
36,496	Other	UTILITY POLE TECHNOLOGIES INC				679.19	593001	04B00812	INSPECTING AND TREATING POLES	Feb-2012
36,497	Other	UTILITY POLE TECHNOLOGIES INC				926.07	593001	04B00912	INSPECTING AND TREATING POLES	Feb-2012
36,498	Other	UTILITY POLE TECHNOLOGIES INC				464.90	593001	04B00912	INSPECTING AND TREATING POLES	Feb-2012
36,499	Other	UTILITY POLE TECHNOLOGIES INC				680.23	593001	05B01511	INV#05B01511 - TAYLORSVILLE	APR-2011
36,500	Other	UTILITY POLE TECHNOLOGIES INC				115.54	593001	05B01511	INV#05B01511 - TAYLORSVILLE	APR-2011
36,501	Other	UTILITY POLE TECHNOLOGIES INC				2,742.34	593001	05B01512	INV#05B01512 - EDDYVILLE THORNBURGH	Feb-2012
36,502	Other	UTILITY POLE TECHNOLOGIES INC				815.24	593001	05B01512	INV#05B01512 - EDDYVILLE THORNBURGH	Feb-2012
36,503	Other	UTILITY POLE TECHNOLOGIES INC				1,086.89	593001	05B01612	INV#05B01612 - EDDYVILLE PRISON MORRIS	Feb-2012
36,504	Other	UTILITY POLE TECHNOLOGIES INC				522.62	593001	05B01612	INV#05B01612 - EDDYVILLE PRISON MORRIS	Feb-2012
36,505	Other	UTILITY POLE TECHNOLOGIES INC				2,036.55	593001	05B01712	INV#05B01712 - FREDONIA HORSLEY	Feb-2012
36,506	Other	UTILITY POLE TECHNOLOGIES INC				863.36	593001	05B01712	INV#05B01712 - FREDONIA HORSLEY	Feb-2012
36,507	Other	UTILITY POLE TECHNOLOGIES INC				156.78	593001	05B01812	INV#05B01812 - MEXICO HORSLEY	Feb-2012
36,508	Other	UTILITY POLE TECHNOLOGIES INC				47.55	593001	05B01812	INV#05B01812 - MEXICO HORSLEY	Feb-2012
36,509	Other	UTILITY POLE TECHNOLOGIES INC				1,537.47	593001	06B01812	INV#06B01812 - EDDYVILLE THORNBURGH	Feb-2012
36,510	Other	UTILITY POLE TECHNOLOGIES INC				586.13	593001	06B01812	INV#06B01812 - EDDYVILLE THORNBURGH	Feb-2012
36,511	Other	UTILITY POLE TECHNOLOGIES INC				1,462.44	593001	06B01912	INV#06B01912 - EDDYVILLE PRISON MORRIS	Feb-2012
36,512	Other	UTILITY POLE TECHNOLOGIES INC				556.55	593001	06B01912	INV#06B01912 - EDDYVILLE PRISON MORRIS	Feb-2012
36,513	Other	UTILITY POLE TECHNOLOGIES INC				2,114.19	593001	06B02012	INV#06B02012 - FREDONIA HORSLEY	Feb-2012
36,514	Other	UTILITY POLE TECHNOLOGIES INC				463.57	593001	06B02012	INV#06B02012 - FREDONIA HORSLEY	Feb-2012
36,515	Other	UTILITY POLE TECHNOLOGIES INC				283.64	593001	06B02112	INV#06B02112 - MEXICO HORSLEY	Feb-2012
36,516	Other	UTILITY POLE TECHNOLOGIES INC				67.02	593001	06B02112	INV#06B02112 - MEXICO HORSLEY	Feb-2012
36,517	Other	UTILITY POLE TECHNOLOGIES INC				904.75	593001	06B02212	INV#06B02212 - SALEM 12KV THORNBURGH	Feb-2012

KENTUCKY UTILITIES COMPANY
Case No. 2012- 00221
Analysis of Professional Services Expenses For the Test Year

(A)	(B)	(C)	(D)	(E)	(F)	(G)	(H)	(I)		
Line No.	Type	Vendor	Rate Case	Audit	Other	Total	Account	Invoice	Description	Period
36,518	Other	UTILITY POLE TECHNOLOGIES INC				257.81	593001	06B02212	INV#06B02212 - SALEM 12KV THORNBURGH	Feb-2012
36,519	Other	UTILITY POLE TECHNOLOGIES INC				685.28	593001	07B00512	INV#07B00512 W/E 2-18-12 DYCUSBURG BERRY POLE INSPECTION AND TREATMENT PROJECT	Feb-2012
36,520	Other	UTILITY POLE TECHNOLOGIES INC				154.87	593001	07B00512	INV#07B00512 W/E 2-18-12 DYCUSBURG BERRY POLE INSPECTION AND TREATMENT PROJECT	Feb-2012
36,521	Other	UTILITY POLE TECHNOLOGIES INC				1,049.01	593001	07B00612	INV#07B00612 W/E 2-18-12 EDDYVILLE / ENYEART POLE INSPECTION AND TREATMENT PROJECT	Feb-2012
36,522	Other	UTILITY POLE TECHNOLOGIES INC				529.35	593001	07B00612	INV#07B00612 W/E 2-18-12 EDDYVILLE / ENYEART POLE INSPECTION AND TREATMENT PROJECT	Feb-2012
36,523	Other	UTILITY POLE TECHNOLOGIES INC				1,070.94	593001	07B00712	INV#07B00712 W/E 2-18-12 EDDYVILLE PRISON MORRIS /POLE INSPECTION AND TREATMENT PROJECT	Feb-2012
36,524	Other	UTILITY POLE TECHNOLOGIES INC				406.65	593001	07B00712	INV#07B00712 W/E 2-18-12 EDDYVILLE PRISON MORRIS /POLE INSPECTION AND TREATMENT PROJECT	Feb-2012
36,525	Other	UTILITY POLE TECHNOLOGIES INC				1,120.76	593001	07B00812	INV#07B00812 W/E 2-18-12 FREDONIA HORSLEY / POLE INSPECTION AND TREATMENT PROJECT	Feb-2012
36,526	Other	UTILITY POLE TECHNOLOGIES INC				240.98	593001	07B00812	INV#07B00812 W/E 2-18-12 FREDONIA HORSLEY / POLE INSPECTION AND TREATMENT PROJECT	Feb-2012
36,527	Other	UTILITY POLE TECHNOLOGIES INC				542.49	593001	07B00912	INV#07B00912 W/E 2-18-12 MEXICO HORSLEY / POLE INSPECTION AND TREATMENT PROJECT	Feb-2012
36,528	Other	UTILITY POLE TECHNOLOGIES INC				401.21	593001	07B00912	INV#07B00912 W/E 2-18-12 MEXICO HORSLEY / POLE INSPECTION AND TREATMENT PROJECT	Feb-2012
36,529	Other	UTILITY POLE TECHNOLOGIES INC				1,111.35	593001	07B01012	INV#07B00912 W/E 2-18-12 SALEM 12KV THORNBURGH /POLE INSPECTION AND TREATMENT PROJECT	Feb-2012
36,530	Other	UTILITY POLE TECHNOLOGIES INC				275.55	593001	07B01012	INV#07B00912 W/E 2-18-12 SALEM 12KV THORNBURGH /POLE INSPECTION AND TREATMENT PROJECT	Feb-2012
36,531	Other	UTILITY POLE TECHNOLOGIES INC				6,414.00	588100	07B01311	PSRT Training (WW-WS), Invoice 07B01311	APR-2011
36,532	Other	UTILITY POLE TECHNOLOGIES INC				135.00	588100	07B01311	PSRT Training (WW-WS), Invoice 07B01311	APR-2011
36,533	Other	UTILITY POLE TECHNOLOGIES INC				48.24	593001	08B00412	INV#08B00412 - BEAVER DAM / BERRY	MAR-2012
36,534	Other	UTILITY POLE TECHNOLOGIES INC				20.00	593001	08B00412	INV#08B00412 - BEAVER DAM / BERRY	MAR-2012
36,535	Other	UTILITY POLE TECHNOLOGIES INC				397.98	593001	08B00512	INV#08B00512 - BEECH CREEK / MORRIS	MAR-2012
36,536	Other	UTILITY POLE TECHNOLOGIES INC				190.65	593001	08B00512	INV#08B00512 - BEECH CREEK / MORRIS	MAR-2012
36,537	Other	UTILITY POLE TECHNOLOGIES INC				534.38	593001	08B00612	INV#08B00612 - BEVIER / ENYEART	MAR-2012
36,538	Other	UTILITY POLE TECHNOLOGIES INC				255.85	593001	08B00612	INV#08B00612 - BEVIER / ENYEART	MAR-2012
36,539	Other	UTILITY POLE TECHNOLOGIES INC				172.86	593001	08B00712	INV#08B00712 - DYCUSBURG /BERRY	MAR-2012
36,540	Other	UTILITY POLE TECHNOLOGIES INC				73.43	593001	08B00712	INV#08B00712 - DYCUSBURG /BERRY	MAR-2012
36,541	Other	UTILITY POLE TECHNOLOGIES INC				530.64	593001	08B00812	INV#08B00812 - EDDYVILLE / ENYEART	MAR-2012
36,542	Other	UTILITY POLE TECHNOLOGIES INC				363.99	593001	08B00812	INV#08B00812 - EDDYVILLE / ENYEART	MAR-2012
36,543	Other	UTILITY POLE TECHNOLOGIES INC				604.27	593001	08B00912	INV#08B00912 - EDDYVILLE PRISON /MORRIS	MAR-2012
36,544	Other	UTILITY POLE TECHNOLOGIES INC				470.49	593001	08B00912	INV#08B00912 - EDDYVILLE PRISON /MORRIS	MAR-2012
36,545	Other	UTILITY POLE TECHNOLOGIES INC				143.24	593001	08B01012	INV#08B01012 - FREDONIA / HORSLEY	MAR-2012
36,546	Other	UTILITY POLE TECHNOLOGIES INC				82.42	593001	08B01012	INV#08B01012 - FREDONIA / HORSLEY	MAR-2012
36,547	Other	UTILITY POLE TECHNOLOGIES INC				123.14	593001	08B01112	INV#08B01112 - FREDONIA QUARR / TRYTEN	MAR-2012
36,548	Other	UTILITY POLE TECHNOLOGIES INC				35.85	593001	08B01112	INV#08B01112 - FREDONIA QUARR / TRYTEN	MAR-2012
36,549	Other	UTILITY POLE TECHNOLOGIES INC				16.08	593001	08B01212	INV#08B01212 - KUTTAWA / HORSLEY	MAR-2012
36,550	Other	UTILITY POLE TECHNOLOGIES INC				3.17	593001	08B01212	INV#08B01212 - KUTTAWA / HORSLEY	MAR-2012
36,551	Other	UTILITY POLE TECHNOLOGIES INC				1,115.42	593001	08B01312	INV#08B01312 - MEXICO / HORSLEY	MAR-2012
36,552	Other	UTILITY POLE TECHNOLOGIES INC				80.68	593001	08B01312	INV#08B01312 - MEXICO / HORSLEY	MAR-2012
36,553	Other	UTILITY POLE TECHNOLOGIES INC				446.97	593001	08B01412	INV#08B01412 - SALEM / BERRY	MAR-2012
36,554	Other	UTILITY POLE TECHNOLOGIES INC				245.22	593001	08B01412	INV#08B01412 - SALEM / BERRY	MAR-2012
36,555	Other	UTILITY POLE TECHNOLOGIES INC				1,203.25	593001	08B01512	INV#08B01512 W/E 2-25-12 SALEM 12KV THORNBURGH POLE INSPECTION AND TREATMENT	MAR-2012
36,556	Other	UTILITY POLE TECHNOLOGIES INC				400.15	593001	08B01512	INV#08B01512 W/E 2-25-12 SALEM 12KV THORNBURGH POLE INSPECTION AND TREATMENT	MAR-2012
36,557	Other	UTILITY POLE TECHNOLOGIES INC				1,419.55	593001	09B00312	INV#09B00312 - BEAVER DAM BERRY	MAR-2012
36,558	Other	UTILITY POLE TECHNOLOGIES INC				540.86	593001	09B00312	INV#09B00312 - BEAVER DAM BERRY	MAR-2012
36,559	Other	UTILITY POLE TECHNOLOGIES INC				501.87	593001	09B00412	INV#09B00412 - BEECH CREEK MORRIS	MAR-2012
36,560	Other	UTILITY POLE TECHNOLOGIES INC				128.15	593001	09B00412	INV#09B00412 - BEECH CREEK MORRIS	MAR-2012
36,561	Other	UTILITY POLE TECHNOLOGIES INC				508.93	593001	09B00512	INV#09B00512 - BEVIER ENYEART	MAR-2012
36,562	Other	UTILITY POLE TECHNOLOGIES INC				490.44	593001	09B00512	INV#09B00512 - BEVIER ENYEART	MAR-2012
36,563	Other	UTILITY POLE TECHNOLOGIES INC				1,510.03	593001	09B00612	INV#09B00612 W/E 3-3-12 BIG STONE GAP MARPLE	MAR-2012

KENTUCKY UTILITIES COMPANY
Case No. 2012- 00221
Analysis of Professional Services Expenses For the Test Year

(A)	(B)	(C)	(D)	(E)	(F)	(G)	(H)	(I)		
Line No.	Type	Vendor	Rate Case	Audit	Other	Total	Account	Invoice	Description	Period
36,564	Other	UTILITY POLE TECHNOLOGIES INC				803.21	593001	09B00612	INV#09B00612 - W/E 3-3-12 BIG STONE GAP MARPLE	MAR-2012
36,565	Other	UTILITY POLE TECHNOLOGIES INC				67.55	593001	09B00712	INV#09B00712 - CABIN TRYTTEN	MAR-2012
36,566	Other	UTILITY POLE TECHNOLOGIES INC				44.22	593001	09B00712	INV#09B00712 - CABIN TRYTTEN	MAR-2012
36,567	Other	UTILITY POLE TECHNOLOGIES INC				299.09	593001	09B00812	INV#09B00812 - EDDYVILLE THORNBURGH	MAR-2012
36,568	Other	UTILITY POLE TECHNOLOGIES INC				295.15	593001	09B00812	INV#09B00812 - EDDYVILLE THORNBURGH	MAR-2012
36,569	Other	UTILITY POLE TECHNOLOGIES INC				295.93	593001	09B00912	INV#09B00912 - FREDONIA BATTEN	MAR-2012
36,570	Other	UTILITY POLE TECHNOLOGIES INC				8.04	593001	09B00912	INV#09B00912 - FREDONIA BATTEN	MAR-2012
36,571	Other	UTILITY POLE TECHNOLOGIES INC				476.95	593001	09B01012	INV#09B01012 - FREDONIA QUARR TRYTTEN	MAR-2012
36,572	Other	UTILITY POLE TECHNOLOGIES INC				279.21	593001	09B01012	INV#09B01012 - FREDONIA QUARR TRYTTEN	MAR-2012
36,573	Other	UTILITY POLE TECHNOLOGIES INC				342.46	593001	09B01112	INV#09B01112 - W/E 3-3-12 LAWRENCEBURG THORNBURGH	MAR-2012
36,574	Other	UTILITY POLE TECHNOLOGIES INC				55.85	593001	09B01112	INV#09B01112 - W/E 3-3-12 LAWRENCEBURG THORNBURGH	MAR-2012
36,575	Other	UTILITY POLE TECHNOLOGIES INC				202.06	593001	09B01212	INV#09B01212 - MEXICO BATTEN	MAR-2012
36,576	Other	UTILITY POLE TECHNOLOGIES INC				53.89	593001	09B01212	INV#09B01212 - MEXICO BATTEN	MAR-2012
36,577	Other	UTILITY POLE TECHNOLOGIES INC				1,517.36	593001	09B01312	INV#09B01312 - SALEM 12KV THORNBURGH	MAR-2012
36,578	Other	UTILITY POLE TECHNOLOGIES INC				458.33	593001	09B01312	INV#09B01312 - SALEM 12KV THORNBURGH	MAR-2012
36,579	Other	UTILITY POLE TECHNOLOGIES INC				1,104.24	593001	10B00212	INV#10B00212 - W/E 3-10-12 BEAVER DAM/BERRY POLE INSPECTION AND TREATMENT	MAR-2012
36,580	Other	UTILITY POLE TECHNOLOGIES INC				362.13	593001	10B00212	INV#10B00212 - W/E 3-10-12 BEAVER DAM/BERRY POLE INSPECTION AND TREATMENT	MAR-2012
36,581	Other	UTILITY POLE TECHNOLOGIES INC				1,094.71	593001	10B00312	INV#10B00312 - W/E 3-10-12 BEAVERDAM NOR/ENYEART POLE INSPECTION AND TREATMENT	MAR-2012
36,582	Other	UTILITY POLE TECHNOLOGIES INC				487.71	593001	10B00312	INV#10B00312 - W/E 3-10-12 BEAVERDAM NOR/ENYEART POLE INSPECTION AND TREATMENT	MAR-2012
36,583	Other	UTILITY POLE TECHNOLOGIES INC				1,127.78	593001	10B00412	INV#10B00412 - BEECH CREEK / MORRIS	MAR-2012
36,584	Other	UTILITY POLE TECHNOLOGIES INC				594.56	593001	10B00412	INV#10B00412 - BEECH CREEK / MORRIS	MAR-2012
36,585	Other	UTILITY POLE TECHNOLOGIES INC				63.40	593001	10B00512	INV#10B00512 - BEVIER / ENYEART	MAR-2012
36,586	Other	UTILITY POLE TECHNOLOGIES INC				28.14	593001	10B00512	INV#10B00512 - BEVIER / ENYEART	MAR-2012
36,587	Other	UTILITY POLE TECHNOLOGIES INC				2,059.90	593001	10B00612	INV#10B00612 - BIG STONE GAP / MARPLE	MAR-2012
36,588	Other	UTILITY POLE TECHNOLOGIES INC				871.74	593001	10B00612	INV#10B00612 - BIG STONE GAP / MARPLE	MAR-2012
36,589	Other	UTILITY POLE TECHNOLOGIES INC				1,154.84	593001	10B00712	INV#10B00712 - EAST STONE GAP / BOWYER	MAR-2012
36,590	Other	UTILITY POLE TECHNOLOGIES INC				308.47	593001	10B00712	INV#10B00712 - EAST STONE GAP / BOWYER	MAR-2012
36,591	Other	UTILITY POLE TECHNOLOGIES INC				20.10	593001	10B00812	INV#10B00812 - FREDONIA / HORSLEY	MAR-2012
36,592	Other	UTILITY POLE TECHNOLOGIES INC				6.34	593001	10B00812	INV#10B00812 - FREDONIA / HORSLEY	MAR-2012
36,593	Other	UTILITY POLE TECHNOLOGIES INC				1,766.45	593001	10B00912	INV#10B00912 - W/E 3-10-12 LAWRENCEBURG / THORNBURGH POLE INSPECTION AND TREATMENT	MAR-2012
36,594	Other	UTILITY POLE TECHNOLOGIES INC				1,747.48	593001	10B00912	INV#10B00912 - W/E 3-10-12 LAWRENCEBURG / THORNBURGH POLE INSPECTION AND TREATMENT	MAR-2012
36,595	Other	UTILITY POLE TECHNOLOGIES INC				12.06	593001	10B01012	INV#10B01012 - MEXICO / HORSLEY	MAR-2012
36,596	Other	UTILITY POLE TECHNOLOGIES INC				114.07	593001	10B01112	INV#10B01112 - SALEM 12KV / HORSLEY	MAR-2012
36,597	Other	UTILITY POLE TECHNOLOGIES INC				16.04	593001	10B01112	INV#10B01112 - SALEM 12KV / HORSLEY	MAR-2012
36,598	Other	UTILITY POLE TECHNOLOGIES INC				1,387.19	593001	11B00212	INV#11B00212 - BEAVER DAM/ BERRY	MAR-2012
36,599	Other	UTILITY POLE TECHNOLOGIES INC				1,278.24	593001	11B00212	INV#11B00212 - BEAVER DAM/ BERRY	MAR-2012
36,600	Other	UTILITY POLE TECHNOLOGIES INC				677.15	593001	11B00312	INV#11B00312 - BEAVER DAM NOR / ENYEART	MAR-2012
36,601	Other	UTILITY POLE TECHNOLOGIES INC				192.96	593001	11B00312	INV#11B00312 - BEAVER DAM NOR / ENYEART	MAR-2012
36,602	Other	UTILITY POLE TECHNOLOGIES INC				4,072.46	593001	11B00412	INV#11B00412 - BIG STONE GAP / ALLEN	MAR-2012
36,603	Other	UTILITY POLE TECHNOLOGIES INC				1,736.16	593001	11B00412	INV#11B00412 - BIG STONE GAP / ALLEN	MAR-2012
36,604	Other	UTILITY POLE TECHNOLOGIES INC				1,255.40	593001	11B00512	INV#11B00512 - EAST STONE GAP / BOWYER	MAR-2012
36,605	Other	UTILITY POLE TECHNOLOGIES INC				560.71	593001	11B00512	INV#11B00512 - EAST STONE GAP / BOWYER	MAR-2012
36,606	Other	UTILITY POLE TECHNOLOGIES INC				2,511.71	593001	11B00612	INV#11B00612 - W/E 3-17-12 LAWRENCEBURG / THORNBURGH POLE INSPECTION AND TREATMENT	MAR-2012
36,607	Other	UTILITY POLE TECHNOLOGIES INC				1,509.59	593001	11B00612	INV#11B00612 - W/E 3-17-12 LAWRENCEBURG / THORNBURGH POLE INSPECTION AND TREATMENT	MAR-2012
36,608	Other	UTILITY POLE TECHNOLOGIES INC				50.30	593001	13B00411	INV#13B00411 - ADAMS TRYTTEN	APR-2011
36,609	Other	UTILITY POLE TECHNOLOGIES INC				43.88	593001	13B00411	INV#13B00411 - ADAMS TRYTTEN	APR-2011
36,610	Other	UTILITY POLE TECHNOLOGIES INC				30.00	593001	13B00511	INV#13B00511 - CARON HATFIELD	APR-2011
36,611	Other	UTILITY POLE TECHNOLOGIES INC				24.80	593001	13B00511	INV#13B00511 - CARON HATFIELD	APR-2011
36,612	Other	UTILITY POLE TECHNOLOGIES INC				933.15	593001	13B00611	INV#13B00611 - CORBIN US STEEL BEILBY	APR-2011
36,613	Other	UTILITY POLE TECHNOLOGIES INC				674.18	593001	13B00611	INV#13B00611 - CORBIN US STEEL BEILBY	APR-2011
36,614	Other	UTILITY POLE TECHNOLOGIES INC				503.10	593001	13B00711	INV#13B00711 - DONERAIL THORNBURGH	APR-2011
36,615	Other	UTILITY POLE TECHNOLOGIES INC				310.04	593001	13B00711	INV#13B00711 - DONERAIL THORNBURGH	APR-2011

KENTUCKY UTILITIES COMPANY
Case No. 2012- 00221
Analysis of Professional Services Expenses For the Test Year

(A)	(B)	(C)	(D)	(E)	(F)	(G)	(H)	(I)		
Line No.	Type	Vendor	Rate Case	Audit	Other	Total	Account	Invoice	Description	Period
36,616	Other	UTILITY POLE TECHNOLOGIES INC				162.58	593001	13B00811	INV#13B00811 - FRANKFORT TRYTTEN	APR-2011
36,617	Other	UTILITY POLE TECHNOLOGIES INC				78.10	593001	13B00811	INV#13B00811 - FRANKFORT TRYTTEN	APR-2011
36,618	Other	UTILITY POLE TECHNOLOGIES INC				17.38	593001	13B00911	INV#13B00911 - GEORGETOWN TRYTTEN	APR-2011
36,619	Other	UTILITY POLE TECHNOLOGIES INC				15.80	593001	13B00911	INV#13B00911 - GEORGETOWN TRYTTEN	APR-2011
36,620	Other	UTILITY POLE TECHNOLOGIES INC				222.12	593001	13B01011	INV#13B01011 - HUGHES LN THORNBURGH	APR-2011
36,621	Other	UTILITY POLE TECHNOLOGIES INC				75.05	593001	13B01011	INV#13B01011 - HUGHES LN THORNBURGH	APR-2011
36,622	Other	UTILITY POLE TECHNOLOGIES INC				420.90	593001	13B01111	INV#13B01111 - IRVINE SCWARZKOPF POLE REPLMT PROJECT	APR-2011
36,623	Other	UTILITY POLE TECHNOLOGIES INC				335.96	593001	13B01111	INV#13B01111 - IRVINE SCWARZKOPF POLE REPLMT PROJECT	APR-2011
36,624	Other	UTILITY POLE TECHNOLOGIES INC				674.25	593001	13B01211	INV#13B01211 - MT VERNON HATFIELD	APR-2011
36,625	Other	UTILITY POLE TECHNOLOGIES INC				295.68	593001	13B01211	INV#13B01211 - MT VERNON HATFIELD	APR-2011
36,626	Other	UTILITY POLE TECHNOLOGIES INC				198.44	593001	14B00311	INV#14B00311 W/E 4-2-11 CORBIN US STEEL BEILBY	APR-2011
36,627	Other	UTILITY POLE TECHNOLOGIES INC				117.81	593001	14B00311	INV#14B00311 W/E 4-2-11 CORBIN US STEEL BEILBY	APR-2011
36,628	Other	UTILITY POLE TECHNOLOGIES INC				108.89	593001	14B00411	INV#14B00411 - DONERAIL MADDOX	APR-2011
36,629	Other	UTILITY POLE TECHNOLOGIES INC				87.47	593001	14B00411	INV#14B00411 - DONERAIL MADDOX	APR-2011
36,630	Other	UTILITY POLE TECHNOLOGIES INC				152.60	593001	14B00511	INV#14B00511 - GEORGETOWN TRYTTEN	APR-2011
36,631	Other	UTILITY POLE TECHNOLOGIES INC				78.77	593001	14B00511	INV#14B00511 - GEORGETOWN TRYTTEN	APR-2011
36,632	Other	UTILITY POLE TECHNOLOGIES INC				282.61	593001	14B00611	INV#14B00611 - HUGHES LN THORNBURGH	APR-2011
36,633	Other	UTILITY POLE TECHNOLOGIES INC				149.59	593001	14B00611	INV#14B00611 - HUGHES LN THORNBURGH	APR-2011
36,634	Other	UTILITY POLE TECHNOLOGIES INC				722.40	593001	14B00711	INV#14B00711 - IRVINE SCWARZKOPF	APR-2011
36,635	Other	UTILITY POLE TECHNOLOGIES INC				681.31	593001	14B00711	INV#14B00711 - IRVINE SCWARZKOPF	APR-2011
36,636	Other	UTILITY POLE TECHNOLOGIES INC				789.83	593001	14B00811	INV#14B00811 - NT VERNON HATFIELD	APR-2011
36,637	Other	UTILITY POLE TECHNOLOGIES INC				472.22	593001	14B00811	INV#14B00811 - NT VERNON HATFIELD	APR-2011
36,638	Other	UTILITY POLE TECHNOLOGIES INC				114.59	593001	15B00311	INV#15B00311 - W/E 4-9-11 CORBIN US STEEL HATFIELD	APR-2011
36,639	Other	UTILITY POLE TECHNOLOGIES INC				71.17	593001	15B00311	INV#15B00311 - W/E 4-9-11 CORBIN US STEEL HATFIELD	APR-2011
36,640	Other	UTILITY POLE TECHNOLOGIES INC				479.91	593001	15B00411	INV#15B00411 W/E 4-9-11 DARK HOLLOW SCWARZKOPF	APR-2011
36,641	Other	UTILITY POLE TECHNOLOGIES INC				456.65	593001	15B00411	INV#15B00411 W/E 4-9-11 DARK HOLLOW SCWARZKOPF	APR-2011
36,642	Other	UTILITY POLE TECHNOLOGIES INC				444.63	593001	15B00511	INV#15B00511 W/E 4-9-11 HUGHES LANE THORNBURGH	APR-2011
36,643	Other	UTILITY POLE TECHNOLOGIES INC				265.94	593001	15B00511	INV#15B00511 W/E 4-9-11 HUGHES LANE THORNBURGH	APR-2011
36,644	Other	UTILITY POLE TECHNOLOGIES INC				518.40	593001	15B00611	INV#15B00611 W/E 4-9-11 MT VERNON HATFIELD	APR-2011
36,645	Other	UTILITY POLE TECHNOLOGIES INC				477.41	593001	15B00611	INV#15B00611 W/E 4-9-11 MT VERNON HATFIELD	APR-2011
36,646	Other	UTILITY POLE TECHNOLOGIES INC				43.62	593001	16B00511	INV#16B00511 - DARK HOLLOW SCWARZKOPF	APR-2011
36,647	Other	UTILITY POLE TECHNOLOGIES INC				34.70	593001	16B00511	INV#16B00511 - DARK HOLLOW SCWARZKOPF	APR-2011
36,648	Other	UTILITY POLE TECHNOLOGIES INC				326.53	593001	16B00611	INV#16B00611 W/E 4-16-11 HUGHES LN THORNBURGH	APR-2011
36,649	Other	UTILITY POLE TECHNOLOGIES INC				169.04	593001	16B00611	INV#16B00611 W/E 4-16-11 HUGHES LN THORNBURGH	APR-2011
36,650	Other	UTILITY POLE TECHNOLOGIES INC				388.29	593001	16B00711	INV#16B00711 - IRVINE SCWARZKOPF	APR-2011
36,651	Other	UTILITY POLE TECHNOLOGIES INC				362.55	593001	16B00711	INV#16B00711 - IRVINE SCWARZKOPF	APR-2011
36,652	Other	UTILITY POLE TECHNOLOGIES INC				421.52	593001	17B00511	INV#17B00511 - DARK HOLLOW SCWARZKOPF	MAY-2011
36,653	Other	UTILITY POLE TECHNOLOGIES INC				417.27	593001	17B00511	INV#17B00511 - DARK HOLLOW SCWARZKOPF	MAY-2011
36,654	Other	UTILITY POLE TECHNOLOGIES INC				443.82	593001	17B00611	INV#17B00611 - DELAPLAIN / HORSLEY	MAY-2011
36,655	Other	UTILITY POLE TECHNOLOGIES INC				157.90	593001	17B00611	INV#17B00611 - DELAPLAIN / HORSLEY	MAY-2011
36,656	Other	UTILITY POLE TECHNOLOGIES INC				335.74	593001	17B00711	INV#17B00711 - HUGHES LN /THORNBURGH	MAY-2011
36,657	Other	UTILITY POLE TECHNOLOGIES INC				202.47	593001	17B00711	INV#17B00711 - HUGHES LN /THORNBURGH	MAY-2011
36,658	Other	UTILITY POLE TECHNOLOGIES INC				34.87	593001	17B00811	INV#17B00811 - IRVINE TRYTTEN	MAY-2011
36,659	Other	UTILITY POLE TECHNOLOGIES INC				18.47	593001	17B00811	INV#17B00811 - IRVINE TRYTTEN	MAY-2011
36,660	Other	UTILITY POLE TECHNOLOGIES INC				136.67	593001	18B00411	INV#18B00411 - DELAPLAIN - HORSLEY	MAY-2011
36,661	Other	UTILITY POLE TECHNOLOGIES INC				53.94	593001	18B00411	INV#18B00411 - DELAPLAIN - HORSLEY	MAY-2011
36,662	Other	UTILITY POLE TECHNOLOGIES INC				183.08	593001	18B00511	INV#18B00511 - DONERAIL - HESS	MAY-2011
36,663	Other	UTILITY POLE TECHNOLOGIES INC				131.23	593001	18B00511	INV#18B00511 - DONERAIL - HESS	MAY-2011
36,664	Other	UTILITY POLE TECHNOLOGIES INC				79.68	593001	18B00611	INV#18B00611 - HUGHES LN - MADDOX	MAY-2011
36,665	Other	UTILITY POLE TECHNOLOGIES INC				61.88	593001	18B00611	INV#18B00611 - HUGHES LN - MADDOX	MAY-2011
36,666	Other	UTILITY POLE TECHNOLOGIES INC				94.26	593001	20B00811	INV#20B00811 - DELAPLAIN - CHAD HORSLEY	MAY-2011
36,667	Other	UTILITY POLE TECHNOLOGIES INC				32.06	593001	20B00811	INV#20B00811 - DELAPLAIN - CHAD HORSLEY	MAY-2011
36,668	Other	UTILITY POLE TECHNOLOGIES INC				482.04	593001	20B00911	INV#20B00911 - DONERAIL - DENVER SCWARZKOPF	MAY-2011
36,669	Other	UTILITY POLE TECHNOLOGIES INC				133.42	593001	20B00911	INV#20B00911 - DONERAIL - DENVER SCWARZKOPF	MAY-2011
36,670	Other	UTILITY POLE TECHNOLOGIES INC				182.47	593001	20B01011	INV#20B01011 - HUGHES LANE - SEAN CRONIN	MAY-2011
36,671	Other	UTILITY POLE TECHNOLOGIES INC				166.75	593001	20B01011	INV#20B01011 - HUGHES LANE - SEAN CRONIN	MAY-2011
36,672	Other	UTILITY POLE TECHNOLOGIES INC				149.48	593001	21B00511	INV#21B00511 - DELAPLAIN CHAD HORSLEY	Jun-2011
36,673	Other	UTILITY POLE TECHNOLOGIES INC				352.00	593001	21B00611	INV#21B00611 - DONERAIL - SCWARZKOPF	Jun-2011
36,674	Other	UTILITY POLE TECHNOLOGIES INC				95.55	593001	21B00611	INV#21B00611 - DONERAIL - SCWARZKOPF	Jun-2011
36,675	Other	UTILITY POLE TECHNOLOGIES INC				327.13	593001	21B00711	INV#21B00711 - HUGHES LN - CRONIN	Jun-2011

KENTUCKY UTILITIES COMPANY
Case No. 2012- 00221
Analysis of Professional Services Expenses For the Test Year

(A)	(B)	(C)	(D)	(E)	(F)	(G)	(H)	(I)		
Line No.	Type	Vendor	Rate Case	Audit	Other	Total	Account	Invoice	Description	Period
36,676	Other	UTILITY POLE TECHNOLOGIES INC				241.19	593001	21B00711	INV#21B00711 - HUGHES LN - CRONIN	Jun-2011
36,677	Other	UTILITY POLE TECHNOLOGIES INC				162.32	593001	22B00711	INV#22B00711 - DELAPLAIN - HORSLEY	Jun-2011
36,678	Other	UTILITY POLE TECHNOLOGIES INC				4.58	593001	22B00711	INV#22B00711 - DELAPLAIN - HORSLEY	Jun-2011
36,679	Other	UTILITY POLE TECHNOLOGIES INC				39.92	593001	22B00811	INV#22B00811 - DONERAIL - THORNBURGH	Jun-2011
36,680	Other	UTILITY POLE TECHNOLOGIES INC				38.98	593001	22B00811	INV#22B00811 - DONERAIL - THORNBURGH	Jun-2011
36,681	Other	UTILITY POLE TECHNOLOGIES INC				584.89	593001	22B00911	INV#22B00911 W/E 5-28-11 FORKS OF ELKHOR SCWARZKOPF	Jun-2011
36,682	Other	UTILITY POLE TECHNOLOGIES INC				283.99	593001	22B00911	INV#22B00911 W/E 5-28-11 FORKS OF ELKHOR SCWARZKOPF	Jun-2011
36,683	Other	UTILITY POLE TECHNOLOGIES INC				129.27	593001	22B01011	INV#22B01011 - HUGHES LN - THORNBURGH	Jun-2011
36,684	Other	UTILITY POLE TECHNOLOGIES INC				22.34	593001	22B01011	INV#22B01011 - HUGHES LN - THORNBURGH	Jun-2011
36,685	Other	UTILITY POLE TECHNOLOGIES INC				164.68	593001	22B01111	INV#22B01111 W/E 5-28-11 WINCHESTER TRYTTEN	Jun-2011
36,686	Other	UTILITY POLE TECHNOLOGIES INC				26.92	593001	22B01111	INV#22B01111 W/E 5-28-11 WINCHESTER TRYTTEN	Jun-2011
36,687	Other	UTILITY POLE TECHNOLOGIES INC				27.62	593001	23B00811	INV#23B00811 W/E 6-4-11 FORKS OF ELKHOR SCWARZKOPF	Jun-2011
36,688	Other	UTILITY POLE TECHNOLOGIES INC				188.01	593001	23B00911	INV#23B00911 - WINCHESTER - TRYTTEN	Jun-2011
36,689	Other	UTILITY POLE TECHNOLOGIES INC				46.19	593001	23B00911	INV#23B00911 - WINCHESTER - TRYTTEN	Jun-2011
36,690	Other	UTILITY POLE TECHNOLOGIES INC				355.38	593001	23B01111	INV#23B01111 - WINCHESTER WATE - SCWARZKOPF	Jun-2011
36,691	Other	UTILITY POLE TECHNOLOGIES INC				76.78	593001	23B01111	INV#23B01111 - WINCHESTER WATE - SCWARZKOPF	Jun-2011
36,692	Other	UTILITY POLE TECHNOLOGIES INC				355.07	593001	24B01011	INV#24B01011 - Sean Cronin - Pole Reinforcing	Jun-2011
36,693	Other	UTILITY POLE TECHNOLOGIES INC				222.77	593001	24B01011	INV#24B01011 - Sean Cronin - Pole Reinforcing	Jun-2011
36,694	Other	UTILITY POLE TECHNOLOGIES INC				196.07	593001	24B01111	INV#24B01111 - Chad Horsley - Pole Reinforcing	Jun-2011
36,695	Other	UTILITY POLE TECHNOLOGIES INC				32.72	593001	24B01111	INV#24B01111 - Chad Horsley - Pole Reinforcing	Jun-2011
36,696	Other	UTILITY POLE TECHNOLOGIES INC				1,072.56	593001	26B00911	Invoice 26B00911 Denver Swarzkopf W/E 6/25/2011	JUL-2011
36,697	Other	UTILITY POLE TECHNOLOGIES INC				71.08	593001	26B00911	Invoice 26B00911 Denver Swarzkopf W/E 6/25/2011	JUL-2011
36,698	Other	UTILITY POLE TECHNOLOGIES INC				441.71	593001	27B00811	INV # 27B00811 - Ron Thornburgh - Pole Inspections	JUL-2011
36,699	Other	UTILITY POLE TECHNOLOGIES INC				8.60	593001	27B00811	INV # 27B00811 - Ron Thornburgh - Pole Inspections	JUL-2011
36,700	Other	UTILITY POLE TECHNOLOGIES INC				85.35	593001	27B00911	INV # 27B00911 - Kelly Trytten - Pole Inspections	JUL-2011
36,701	Other	UTILITY POLE TECHNOLOGIES INC				102.03	593001	33B01011	INV#33B01011 W/E 8-13-11 WINCHESTER WATE KELLY TRYTTEN	AUG-2011
36,702	Other	UTILITY POLE TECHNOLOGIES INC				180.43	593001	35B00711	INV#35B00711 W/E 8-27-11 WINCHESTER WATE J. BERRY	SEP-2011
36,703	Other	UTILITY POLE TECHNOLOGIES INC				38.98	593001	35B00711	INV#35B00711 W/E 8-27-11 WINCHESTER WATE J. BERRY	SEP-2011
36,704	Other	UTILITY POLE TECHNOLOGIES INC				573.62	593001	37B00811	INV#37B00811 W/E 9-10-11 WINCHESTER WATE KELLY TRYTTEN	SEP-2011
36,705	Other	UTILITY POLE TECHNOLOGIES INC				666.45	593001	38B01611	INV#38B01611 - WINCHESTER SOUT	SEP-2011
36,706	Other	UTILITY POLE TECHNOLOGIES INC				8.04	593001	38B01611	INV#38B01611 - WINCHESTER SOUT	SEP-2011
36,707	Other	UTILITY POLE TECHNOLOGIES INC				323.22	593001	38B01711	INV#38B01711 - WINCHESTER WATE	SEP-2011
36,708	Other	UTILITY POLE TECHNOLOGIES INC				156.53	593001	39B01911	INV#39B01911 - WINCHESTER INDU KELLY TRYTTEN	OCT-2011
36,709	Other	UTILITY POLE TECHNOLOGIES INC				179.01	593001	39B02011	INV#39B02011 - FORKS OF ELKHORN VINCENT STAFFORD	OCT-2011
36,710	Other	UTILITY POLE TECHNOLOGIES INC				452.75	593001	40B00511	INV#40B00511 W/E 10-1-11 FORKS OF ELKHORN KELLY TRYTTEN	OCT-2011
36,711	Other	UTILITY POLE TECHNOLOGIES INC				19.74	593001	40B00511	INV#40B00511 W/E 10-1-11 FORKS OF ELKHORN KELLY TRYTTEN	OCT-2011
36,712	Other	UTILITY POLE TECHNOLOGIES INC				341.96	593001	41B00911	INV#41B00911 - FORKS OF ELKHORN KELLY TRYTTEN	OCT-2011
36,713	Other	UTILITY POLE TECHNOLOGIES INC				147.32	593001	41B01011	INV#41B01011 - PINE HILL VINCENT STAFFORD	OCT-2011
36,714	Other	UTILITY POLE TECHNOLOGIES INC				5.29	593001	41B01011	INV#41B01011 - PINE HILL VINCENT STAFFORD	OCT-2011
36,715	Other	UTILITY POLE TECHNOLOGIES INC				221.44	593001	42B00511	INV#B00511 W/E 10-15-11 PINE HILL VINCENT STAFFORD	OCT-2011
36,716	Other	UTILITY POLE TECHNOLOGIES INC				222.19	593001	43B01611	INV#43B01611 W/E 10-22-11 PINE HILL VINCENT STAFFORD	NOV-2011
36,717	Other	UTILITY POLE TECHNOLOGIES INC				8.04	593001	43B01611	INV#43B01611 W/E 10-22-11 PINE HILL VINCENT STAFFORD	NOV-2011
36,718	Other	UTILITY POLE TECHNOLOGIES INC				217.29	593001	44B01111	INV#44B01111 W/E 10-29-11 PINE HILL VINCENT STAFFORD	NOV-2011
36,719	Other	UTILITY POLE TECHNOLOGIES INC				12,071.00	593001	J703-0110-0312 Adjustment USD	Utility Pole Technologies, Inc.	MAR-2012
36,720	Other	UTILITY POLE TECHNOLOGIES INC				5,684.00	593001	J703-0110-0312 Adjustment USD	Utility Pole Technologies, Inc.	MAR-2012
36,721	Other	UTILITY POLE TECHNOLOGIES INC				4,242.00	593001	J703-0110-0312 Adjustment USD	Utility Pole Technologies, Inc.	MAR-2012
36,722	Other	UTILITY POLE TECHNOLOGIES INC				1,739.00	593001	J703-0110-0312 Adjustment USD	Utility Pole Technologies, Inc.	MAR-2012
36,723	Other	UTILITY POLE TECHNOLOGIES INC				1,139.00	593001	J703-0110-0312 Adjustment USD	Utility Pole Technologies, Inc.	MAR-2012
36,724	Other	UTILITY POLE TECHNOLOGIES INC				98.00	593001	J703-0110-0312 Adjustment USD	Utility Pole Technologies, Inc.	MAR-2012
36,725	Other	UTILITY POLE TECHNOLOGIES INC				(3,464.00)	593001	Reverses *J703-0110-0311 Adjustment USD	UPT	APR-2011
36,726	Other	UTILITY POLE TECHNOLOGIES INC				(2,702.00)	593001	Reverses *J703-0110-0311 Adjustment USD	UPT	APR-2011
36,727	Other	UTILITY POLE TECHNOLOGIES INC				(2,436.00)	593001	Reverses *J703-0110-0311 Adjustment USD	UPT	APR-2011
36,728	Other	UTILITY POLE TECHNOLOGIES INC				(2,348.00)	593001	Reverses *J703-0110-0311 Adjustment USD	UPT	APR-2011
36,729	Other	UTILITY POLE TECHNOLOGIES INC				(1,830.00)	593001	Reverses *J703-0110-0311 Adjustment USD	UPT	APR-2011
36,730	Other	UTILITY POLE TECHNOLOGIES INC				(1,556.00)	593001	Reverses *J703-0110-0311 Adjustment USD	UPT	APR-2011
36,731	Other	Utility Tax				207,560.46	908005	J614-0110-0312 Tax USD	DSM CONSERVATION PROG	MAR-2012
36,732	Other	Utility Tax				170,985.09	908005	J614-0110-0312 Tax USD	DSM CONSERVATION PROG	MAR-2012
36,733	Other	Utility Tax				26,615.02	908005	J614-0110-0312 Tax USD	DSM CONSERVATION PROG	MAR-2012
36,734	Other	Utility Tax				10,924.24	908005	J614-0110-0312 Tax USD	DSM CONSERVATION PROG	MAR-2012
36,735	Other	VAISALA INC				650.00	553100	277832	REPAIR HMT333 - HUMIDITY & TEMPERATURE TRANSMITTER	OCT-2011

KENTUCKY UTILITIES COMPANY
Case No. 2012- 00221
Analysis of Professional Services Expenses For the Test Year

(A)	(B)	(C)	(D)	(E)	(F)	(G)	(H)	(I)		
Line No.	Type	Vendor	Rate Case	Audit	Other	Total	Account	Invoice	Description	Period
36,736	Other	VALIDEX EMPLOYMENT SCREENING SERVICES				33.68	566900	EON22110104	EON-22 110104 - Transmission - Background check performed for cyber security.	Dec-2011
36,737	Other	VALIDEX EMPLOYMENT SCREENING SERVICES				10.82	566900	EON22110503	Background record check for Transmission	Jun-2011
36,738	Other	VALIDEX EMPLOYMENT SCREENING SERVICES				16.92	566900	EON22110531	Background check performed for cyber security.	Jun-2011
36,739	Other	VALIDEX EMPLOYMENT SCREENING SERVICES				8.46	566900	EON22110707	Background check performed for cyber security	JUL-2011
36,740	Other	VALIDEX EMPLOYMENT SCREENING SERVICES				21.79	566900	EON22110801	Background checks performed for cyber security.	AUG-2011
36,741	Other	VALIDEX EMPLOYMENT SCREENING SERVICES				95.48	566900	EON22110830	Background check performed for cyber security.Invoice#EON-22 110830	SEP-2011
36,742	Other	VALIDEX EMPLOYMENT SCREENING SERVICES				8.46	566900	EON22111101	Background check performed for cyber security.Invoice#EON-22 111101	NOV-2011
36,743	Other	VALIDEX EMPLOYMENT SCREENING SERVICES				8.46	566900	EON22111128	Background checks performed for cyber security. Inv. EON-22 111128	Dec-2011
36,744	Other	VALIDEX EMPLOYMENT SCREENING SERVICES				18.04	561190	EON22120130	Background check for cyber security Inv. No. EON-22 120130	Feb-2012
36,745	Other	VALIDEX EMPLOYMENT SCREENING SERVICES				34.10	921903	EON23110104	EON-23 110104 - Data Center - Background check performed for cyber security.	Dec-2011
36,746	Other	VALIDEX EMPLOYMENT SCREENING SERVICES				37.66	921903	EON23110405	Background record checks for Data Center.	MAY-2011
36,747	Other	VALIDEX EMPLOYMENT SCREENING SERVICES				50.54	921903	EON23110707	Background checks performed for cyber security	JUL-2011
36,748	Other	VALIDEX EMPLOYMENT SCREENING SERVICES				60.07	921903	EON23110830	Background record check performed for cyber security Invoice# EON-23 110830	SEP-2011
36,749	Other	VALIDEX EMPLOYMENT SCREENING SERVICES				41.62	921903	EON23111004	Background check performed for cyber security.	OCT-2011
36,750	Other	VALIDEX EMPLOYMENT SCREENING SERVICES				13.70	921903	EON23111101	Background check performed for cyber security. Invoice# EON-23 111101	NOV-2011
36,751	Other	VALIDEX EMPLOYMENT SCREENING SERVICES				13.70	921903	EON23120130	Background check performed for cyber security	Feb-2012
36,752	Other	VALIDEX EMPLOYMENT SCREENING SERVICES				27.42	921903	EON23120227	Background checks performed for cyber security. Inv.# EON-23 120227	MAR-2012
36,753	Other	VALIDEX EMPLOYMENT SCREENING SERVICES				27.19	921903	EON24110405	Personnel Risk Assessment for Compliance.	MAY-2011
36,754	Other	VALIDEX EMPLOYMENT SCREENING SERVICES				18.42	921903	EON24110503	Background record check for Compliance	Jun-2011
36,755	Other	VALIDEX EMPLOYMENT SCREENING SERVICES				45.76	921003	EON24110830	Background check performed for cyber security.Invoice# EON-24 110830	SEP-2011
36,756	Other	VALIDEX EMPLOYMENT SCREENING SERVICES				28.05	921903	EON24111004	Background check performed for cyber security.Invoice# EON-24 111004	OCT-2011
36,757	Other	VALIDEX EMPLOYMENT SCREENING SERVICES				30.69	510100	EON24111128	Background checks performed for cyber security. Vendor Req. 876220, Inv. EON-24 111128	Dec-2011
36,758	Other	VALIDEX EMPLOYMENT SCREENING SERVICES				27.77	923100	EON24111128	Background check performed for cyber security. Req. 861871, Inv. EON-24 111128	Dec-2011
36,759	Other	VALIDEX EMPLOYMENT SCREENING SERVICES				13.40	923100	EON24120227	Background checks performed for cyber security. Inv.# EON-24 120227	MAR-2012
36,760	Other	VALIDEX EMPLOYMENT SCREENING SERVICES				13.59	921903	EON25111004	Background check performed for cyber security.Invoice# EON-25 111004	OCT-2011
36,761	Other	VALIDEX EMPLOYMENT SCREENING SERVICES				13.77	921903	EON26120227	Background checks performed for cyber security. Inv.# EON-26 120227	MAR-2012
36,762	Other	VALIDEX EMPLOYMENT SCREENING SERVICES				10.32	566900	EON27101005	EON-27 101005 - Transmission - Background check performed for cyber security.	Dec-2011
36,763	Other	VANGUARD INSTRUMENT COMPANY INC				350.00	514100	2011493	TEST AND CALIBRATE MODEL CT-3500 DIGITAL CIRCUIT BREAKER TIMER	APR-2011
36,764	Other	VANTAGE ENERGY CONSULTING LLC				16,424.70	923900	20110801	Invoice No. 20110801/Consulting Services provided to KPSC for Review of LG&E and KU 2011 ECR Plans 7/6/2011 - 8/1/2011	NOV-2011
36,765	Other	VANTAGE ENERGY CONSULTING LLC				30,163.74	923900	20110902	Invoice No. 20110902/Consulting Services provided to KPSC for Review of LG&E and KU 2011 ECR Plans 8/1/11 - 8/31/11	NOV-2011
36,766	Other	VANTAGE ENERGY CONSULTING LLC				31,228.87	923900	20110903	Ref CPA 56077/Consulting Services provided to KPSC for Review of LG&E and KU 2011 ECR Plans 9/1/11 - 9/30/11	Dec-2011
36,767	Other	VANTAGE ENERGY CONSULTING LLC				8,480.00	923100	20111004	Ref CPA 56077/Consulting Services provided to KPSC for Review of LG&E and KU 2011 ECR Plans 10/1/11 - 10/31/11	NOV-2011
36,768	Other	VANTAGE ENERGY CONSULTING LLC				16,258.08	923900	20111105	Invoice #20111105/Consulting Services provided to KPSC for Review of LG&E and KU 2011 ECR Plans 11/1/11 - 11/30/11	Jan-2012
36,769	Other	VANTAGE ENERGY CONSULTING LLC				1,992.80	923900	20111206	Ref CPA 56077/Consulting Services provided to KPSC for Review of LG&E and KU 2011 ECR Plans 12/1/11 - 12/31/11	Feb-2012
36,770	Other	VEGA AMERICAS				7,407.50	506100	212384	FIELD SERVICES 4/5/11	APR-2011
36,771	Other	VEGA AMERICAS				200.00	506100	214164	REPAIR RADIATION SURVEY METER	Jun-2011
36,772	Other	VEGA AMERICAS				1,200.00	506100	214965	DENSITY METER TRAINING FOR 8 PEOPLE	Jun-2011
36,773	Other	VEGA AMERICAS				4,675.00	506100	220509	FIELD SERVICES FOR OCTOBER 26 & 27, 2011	NOV-2011
36,774	Other	VEGA AMERICAS				100.00	506100	221178	CALIBRATED METER	NOV-2011
36,775	Other	VENTYX INC				16,156.37	500900	7101087582	VENTYX INC - TUMMONDS - OCTOBER 2011 GENERAL LIFE ASSESSMENT STUDY OF GENERATING FACILITIES - INVOICE #7101087582	OCT-2011
36,776	Other	VENTYX INC				43,850.10	500900	7101197747	VENTYX INC. - TUMMONDS - 2011 GENERAL LIFE ASSESSMENT STUDY OF GENERATING FACILITIES - INVOICE #7101197747	Jan-2012
36,777	Other	Verizon				(5,000.00)	583001	Reverses *J703-0110-0311 Adjustment USD	Verizon	APR-2011
36,778	Other	VIERK NATIONAL SUPPLY LLC				153.76	512100	17987	REPAIR LABOR FOR A KUNKLE FIG #6283JH01	MAR-2012
36,779	Other	VIRGINIA PRESS SERVICES INC				3,340.50	928007	PUE201100013	Newspaper Notices for the Virginia Rate Case - PUE-2011-00013	Jun-2011
36,780	Other	VIRGINIA PRESS SERVICES INC				2,338.35	921003	PUE201100019	Newspaper Notices for the Virginia Levelized Fuel Factor - Case No. PUE-2011-00019	APR-2011
36,781	Other	VIRGINIA UTILITY PROTECTION SERVICE INC				117.60	583001	1120318	LINE LOCATE TRANSMISSIONS, INV#01120318	Feb-2012
36,782	Other	VIRGINIA UTILITY PROTECTION SERVICE INC				153.30	583001	02120317	LINE LOCATE TRANSMISSIONS, INV#02120317	MAR-2012
36,783	Other	VIRGINIA UTILITY PROTECTION SERVICE INC				206.85	583001	03110333	LINE LOCATE TRANSMISSIONS, INV#03110333	APR-2011
36,784	Other	VIRGINIA UTILITY PROTECTION SERVICE INC				203.70	583001	04110328	LINE LOCATE TRANSMISSIONS, INV#04110328	MAY-2011

KENTUCKY UTILITIES COMPANY
Case No. 2012- 00221
Analysis of Professional Services Expenses For the Test Year

(A)	(B)	(C)	(D)	(E)	(F)	(G)	(H)	(I)		
Line No.	Type	Vendor	Rate Case	Audit	Other	Total	Account	Invoice	Description	Period
36,785	Other	VIRGINIA UTILITY PROTECTION SERVICE INC				169.05	583001	5110331	LINE LOCATE TRANSMISSIONS, INV#05110331	Jun-2011
36,786	Other	VIRGINIA UTILITY PROTECTION SERVICE INC				252.00	583001	06110331	LINE LOCATE TRANSMISSIONS, INV#06110331	JUL-2011
36,787	Other	VIRGINIA UTILITY PROTECTION SERVICE INC				139.65	583001	07110322	LINE LOCATE TRANSMISSIONS, INV#07110322	AUG-2011
36,788	Other	VIRGINIA UTILITY PROTECTION SERVICE INC				185.85	583001	08110325	LINE LOCATE TRANSMISSIONS, INV#08110325	SEP-2011
36,789	Other	VIRGINIA UTILITY PROTECTION SERVICE INC				198.45	583001	09110316	LINE LOCATE TRANSMISSION, INV#09110316	OCT-2011
36,790	Other	VIRGINIA UTILITY PROTECTION SERVICE INC				147.00	583001	10110322	LINE LOCATE TRANSMISSIONS, INV#10110322	NOV-2011
36,791	Other	VIRGINIA UTILITY PROTECTION SERVICE INC				138.60	583001	11110309	LINE LOCATE TRANSMISSIONS, INV#11110309	Dec-2011
36,792	Other	VIRGINIA UTILITY PROTECTION SERVICE INC				107.10	583001	12110309	LINE LOCATE TRANSMISSIONS, INV#12110309	Jan-2012
36,793	Other	WAHLCO METROFLEX INC				22,794.92	512005	9921484	LABOR TO INSTALL ABSORBER TOWER SEAL	APR-2011
36,794	Other	WE CAN DO THAT LLC				1,010.00	909013	APRIL2011	Safety Program Administration	MAY-2011
36,795	Other	WE CAN DO THAT LLC				756.67	909013	May-11	Safety Program Administration	Jun-2011
36,796	Other	WE CAN DO THAT LLC				500.00	909013	JUNE2011	Safety Program Administration	JUL-2011
36,797	Other	WE CAN DO THAT LLC				710.00	909013	JULY2011	Safety Program Administration	AUG-2011
36,798	Other	WE CAN DO THAT LLC				1,639.17	909013	SEPT2011	Safety Program Administration	OCT-2011
36,799	Other	WE CAN DO THAT LLC				1,455.84	909013	OCT2011	Safety Program Administration	NOV-2011
36,800	Other	WE CAN DO THAT LLC				711.74	909013	Nov-11	Safety Program Administration	Dec-2011
36,801	Other	WE CAN DO THAT LLC				420.58	909013	Jan-12	Safety Program Administration	Feb-2012
36,802	Other	WE CAN DO THAT LLC				1,650.00	909013	FEB2012	Safety Program Administration	APR-2011
36,803	Other	WE CAN DO THAT LLC				1,680.00	909013	AUGUST2012	Safety Program Administration	SEP-2011
36,804	Other	WE CAN DO THAT LLC				416.67	909013	2QTR2011	Safety Program Administration	Jun-2011
36,805	Other	WE CAN DO THAT LLC				1,250.94	909013	FEB2012A	Safety Program Administration	MAR-2012
36,806	Other	WE CAN DO THAT LLC				416.67	909013	QRT6	Safety Program Administration	MAY-2011
36,807	Other	WE CAN DO THAT LLC				449.33	909013	QRT82011	Safety Program Administration	Jan-2012
36,808	Other	WE CAN DO THAT LLC				416.67	909013	QTR72011	Safety Program Administration	OCT-2011
36,809	Other	WE CAN DO THAT LLC				449.33	909013	QUARTER9	Safety Program Administration	MAR-2012
36,810	Other	WEED FREE CO				617.89	935391	WEEDFR061711	To pay Invoice 19757 for yearly weed spray control at Telecom sites Holsclaw, Ballardville,Cane run, Mill Creek and South Side Cnt	Jun-2011
36,811	Other	WEIR HAZLETON INC				19,663.55	511100	707059	LABOR & MATERIAL TO REPAIR SUBMERSIBLE PUMP - SCB-H-3-14	Feb-2012
36,812	Other	WEIR INTERNATIONAL INC				4,567.44	501090	0008185	GOVT IMPOSITIONS	MAY-2011
36,813	Other	WEIR INTERNATIONAL INC				2,346.79	501090	8218	govt impositions trinity marketing llc	Jun-2011
36,814	Other	WEIR INTERNATIONAL INC				767.26	501090	0008262	PROFESSIONAL SERVICES	AUG-2011
36,815	Other	WEIR INTERNATIONAL INC				2,458.78	501090	0008294	PROFESSIONAL SERVICES	AUG-2011
36,816	Other	WEIR INTERNATIONAL INC				2,761.88	501990	0008310	PROFESSIONAL SERVICES	AUG-2011
36,817	Other	WEIR INTERNATIONAL INC				20,458.22	501090	0008317	PROFESSIONAL SERVICES	OCT-2011
36,818	Other	WEIR INTERNATIONAL INC				15,158.62	501090	0008336	PROFESSIONAL SERVICES	OCT-2011
36,819	Other	WEIR INTERNATIONAL INC				963.64	501090	0008360	PROFESSIONAL SERVICES	NOV-2011
36,820	Other	WEIR INTERNATIONAL INC				2,795.73	501990	0008366	PROFESSIONAL SERVICES	NOV-2011
36,821	Other	WEIR INTERNATIONAL INC				1,414.77	501990	8395	GOVT IMPOSITIONS ALLIANCE	Jan-2012
36,822	Other	WEIR INTERNATIONAL INC				885.33	501990	8438	PROFESSIONAL SERVICES	Jan-2012
36,823	Other	WEIR INTERNATIONAL INC				1,183.70	501990	0008492	PROFESSIONAL SERVICES	MAR-2012
36,824	Other	WEIR INTERNATIONAL INC				2,458.78	501090	0008494	PROFESSIONAL SERVICES	AUG-2011
36,825	Other	WEIR MINERALS N A C/O KISSICK EP&S				13,629.60	512005	705918	INSPECT & REBUILD WARMAN PUMP 043DAH, S/N MDS11295MM	Jan-2012
36,826	Other	WEIR SLURRY GROUP INC				5,475.00	511100	672753	LABOR TO REPAIR HAZELTON 75-350 SHW PUMP	Jun-2011
36,827	Other	WEIR SLURRY GROUP INC				5,250.00	511100	715414	LABOR TO REPAIR HAZELTON 5-18 SCB-H S/N N-23498 SUBMERSIBLE PUMP	MAR-2012
36,828	Other	WELDQUIP INC				240.80	513100	257740	REPAIRS ON DELTA WELD 451, SER #KA805227	JUL-2011
36,829	Other	WEST KY DRUG AND ALCOHOL SCREEN INC				35.00	588100	20140	BAC Drug Screen	JUL-2011
36,830	Other	WEST KY DRUG AND ALCOHOL SCREEN INC				70.00	588100	20470	Invoice for drug screenings	OCT-2011
36,831	Other	WEST KY DRUG AND ALCOHOL SCREEN INC				35.00	586100	20913	New Hire	Jan-2012
36,832	Other	WEST KY DRUG AND ALCOHOL SCREEN INC				35.00	586100	21004	New Hire	Feb-2012
36,833	Other	WEST PUBLISHING CORP				1,646.04	921903	54730	Legal ebilling and matter management system for 2011	MAY-2011
36,834	Other	WEST PUBLISHING CORP				1,795.68	921903	54809	Legal ebilling and matter management system for 2011	MAY-2011
36,835	Other	WEST PUBLISHING CORP				1,496.40	921903	54886	Legal ebilling and matter management system for 2011	Jun-2011
36,836	Other	WEST PUBLISHING CORP				1,646.04	921903	55017	Legal ebilling and matter management system for 2011	AUG-2011
36,837	Other	WEST PUBLISHING CORP				1,646.04	921903	55152	Legal ebilling and matter management system for 2011	AUG-2011
36,838	Other	WEST PUBLISHING CORP				1,646.04	921903	55230	Legal ebilling and matter management system for 2011	OCT-2011
36,839	Other	WEST PUBLISHING CORP				1,646.04	921903	55492	Legal ebilling and matter management system for 2011	NOV-2011
36,840	Other	WEST PUBLISHING CORP				1,646.04	921903	55616	Legal ebilling and matter management system for 2011	Jan-2012
36,841	Other	WEST PUBLISHING CORP				1,646.04	921903	55750	Legal ebilling and matter management system for 2011	Feb-2012
36,842	Other	WHAYNE SUPPLY CO				489.00	512100	LY05861	REPLACE CUSHION HITCH PUMP ON 657E	NOV-2011
36,843	Other	WHAYNE SUPPLY CO				81.00	512100	LY05861	REPLACE CUSHION HITCH PUMP ON 657E	NOV-2011

KENTUCKY UTILITIES COMPANY
Case No. 2012- 00221
Analysis of Professional Services Expenses For the Test Year

(A)	(B)	(C)	(D)	(E)	(F)	(G)	(H)	(I)		
Line No.	Type	Vendor	Rate Case	Audit	Other	Total	Account	Invoice	Description	Period
36,844	Other	WHAYNE SUPPLY CO				1,109.50	512100	LY05929	REPLACE STEERING SENSOR ON D9T	NOV-2011
36,845	Other	WHAYNE SUPPLY CO				192.00	512100	LY05929	REPLACE STEERING SENSOR ON D9T	NOV-2011
36,846	Other	WHAYNE SUPPLY CO				426.50	512100	LY06054	REPAIR OIL LEAK ON 322B	NOV-2011
36,847	Other	WHAYNE SUPPLY CO				69.00	512100	LY06054	REPAIR OIL LEAK ON 322B	NOV-2011
36,848	Other	WHAYNE SUPPLY CO				603.50	512100	LY06281	TROUBLESHOOT TRANSMISSION ON 657G	Feb-2012
36,849	Other	WHAYNE SUPPLY CO				1,000.00	512100	PC160027731	CAT ELECTRONIC TECHNICIAN	MAR-2012
36,850	Other	WHAYNE SUPPLY CO				3,589.04	923900	PS52893	WHAYNE SUPPLY -SIMPSONVILLE LOAD BANK 2 CATERPILLAR GENERATORS AT FULL LOAD FOR 2 HOURS AS PER QUOTE (S/N - SBJ00444 & SBJ00445)	Dec-2011
36,851	Other	WHAYNE SUPPLY CO				(97.51)	512100	WO030071038	CORRECT SALES TAX ACCT	APR-2011
36,852	Other	WHAYNE SUPPLY CO				1,219.00	512100	WO030072056	Labor to perform 500 hr. preventive maintenance on Caterpillar 621G scraper	MAY-2011
36,853	Other	WHAYNE SUPPLY CO				87.12	512100	WO030072056	Materials necessary to complete 500 hr. preventive maintenance on Caterpillar 621G scraper	MAY-2011
36,854	Other	WHAYNE SUPPLY CO				902.00	512100	WO030072726	Perform 1500 hr. preventive maintenance on Volvo L-150 loader	JUL-2011
36,855	Other	WHAYNE SUPPLY CO				156.77	512100	WO030072726	Oil/fuel filters for 1500 hr. preventive maintenance	JUL-2011
36,856	Other	WHAYNE SUPPLY CO				740.00	512100	WO030073463	Perform 500 hr. PM on D7H dozer	AUG-2011
36,857	Other	WHAYNE SUPPLY CO				1,125.50	512100	WO030073552	Labor necessary to test/check and adjust L150 Volvo	AUG-2011
36,858	Other	WHAYNE SUPPLY CO				228.00	512100	WO030073552	Service truck	AUG-2011
36,859	Other	WHAYNE SUPPLY CO				550.50	512100	WO030074143	Labor to perform 1750 hr. preventive maintenance on Volvo L150 loader, change engine oil & filters, grease, check fluids and inspect	SEP-2011
36,860	Other	WHAYNE SUPPLY CO				97.51	512100	WO030074143	Primary air radials	SEP-2011
36,861	Other	WHAYNE SUPPLY CO				2,653.00	512100	WO030075734	Perform 2000 hr. preventive maintenance, change all oil and filters, grease & inspect -- Volvo L-150 loader	Dec-2011
36,862	Other	WHAYNE SUPPLY CO				211.94	512100	WO030075734	Materials needed to complete 2000 hr. preventive maintenance on Volvo L-150 loader	Dec-2011
36,863	Other	WHAYNE SUPPLY CO				555.00	512100	WO030075735	Perform 750 hr. preventive maintenance, change engine oil and filters, grease, check fluids & inspect 621-G Cat. Scraper	Dec-2011
36,864	Other	WHAYNE SUPPLY CO				142.32	512100	WO030075735	Materials needed to complete 750 hr. preventive maintenance on 621-G Cat. Scraper	Dec-2011
36,865	Other	WHAYNE SUPPLY CO				1,738.50	512100	WO060129487	TROUBLESHOOT 966 WHEEL LOADER AIR BRAKES NOT BUILDING UP PRESSURE	MAY-2011
36,866	Other	WHAYNE SUPPLY CO				7,012.09	512100	WO060132694	LABOR TO REPAIR UNDERCARRIAGE ON 322B TRACKHOE	SEP-2011
36,867	Other	WHAYNE SUPPLY CO				1,265.50	512100	WO060133164	REPAIR 966 WHEEL LOADER - PARKING BROKE	SEP-2011
36,868	Other	WHAYNE SUPPLY CO				3,363.90	512100	WO060137224	966-D HAS AIR RESERVOIR LEAKING AND FUEL INJECTORS LEAKING	MAR-2012
36,869	Other	WHAYNE SUPPLY CO				1,116.00	512100	WO060137224	REPLACE 966D WHEEL LOADER FUEL INJECTORS	MAR-2012
36,870	Other	WHAYNE SUPPLY CO				379.11	512100	WO060137224	966-D RIGHT REAR BRAKE CYLINDER LEAKING FLUID	MAR-2012
36,871	Other	WHAYNE SUPPLY CO				4,878.09	923900	WO100089713	WHAYNE SUPPLY -LOAD BANK TESTING AS PER INV #PS50623 DATED 5/26/2011	Dec-2011
36,872	Other	WHAYNE SUPPLY CO				1,790.46	923900	WO100096808	WHAYNE SUPPLY - PERFORM PM 3 AS PER INV #WO100096808 DATED 3/14/2012	MAR-2012
36,873	Other	WHAYNE SUPPLY CO				4,010.50	512100	WO160012376	LABOR TO REPAIR STEERING PROBLEM ON OLD 657E	AUG-2011
36,874	Other	WHAYNE SUPPLY CO				674.00	512005	WO160013092	LABOR TO REPAIR 322B TRACK-HOE OIL LEAK AND CONTROLS	NOV-2011
36,875	Other	WHAYNE SUPPLY CO				570.00	512100	WO160013156	PAYMENT OF INVOICE #WO160013156--REPLACE CUSHION HITCH ON 657E	NOV-2011
36,876	Other	WHAYNE SUPPLY CO				1,301.50	512100	WO160013158	PAYMENT OF INVOICE #WO160013158--REPAIR CUSHION HITCH PUMP ON 657E	NOV-2011
36,877	Other	WHAYNE SUPPLY CO				495.50	512100	WO160013159	PAYMENT OF INVOICE #WO160013159--REPAIR FINAL DRIVE ON 322BL	NOV-2011
36,878	Other	WHAYNE SUPPLY CO				20,986.40	512100	WO160013496	LABOR TO REMOVE/RECONDITION ENGINE, RADIATOR, AND CYLINDER BLOCK MACHINE WORK AND REPLACE IN 657E S/N 86Z00093 SCRAPER	Jan-2012
36,879	Other	WHAYNE SUPPLY CO				603.50	512100	WO160013686	TROUBLESHOOT TRANSMISSION ON 657G SCRAPER	MAR-2012
36,880	Other	WHAYNE SUPPLY CO				216.00	512100	WO160013686	TROUBLESHOOT TRANSMISSION ON 657G SCRAPER	MAR-2012
36,881	Other	WHITEHEAD ELECTRIC COMPANY INC				560.00	921004	64517	WHITEHEAD ELECTRIC-LABOR TO INSTALL CARD READER MORGANFIELD-INV 64517	MAR-2012
36,882	Other	WHITEHEAD ELECTRIC COMPANY INC				560.00	921004	64517	WHITEHEAD ELECTRIC-LABOR TO INSTALL CARD READER MORGANFIELD-INV 64517	MAR-2012
36,883	Other	WHITEHEAD ELECTRIC COMPANY INC				1,610.00	921004	WHITEH121511	WHITEHEAD ELECTRIC CO-LABOR TO RUN POWER, COAX CABLE, HANG WI-FI ACCESS POINTS, ETC AS PER INVOICE DATED 12/15/2011 FOR WORK PERFORMED AT NEW MORGANFIELD	MAR-2012
36,884	Other	WHITEHEAD ELECTRIC COMPANY INC				1,610.00	921004	WHITEH121511	WHITEHEAD ELECTRIC CO-LABOR TO RUN POWER, COAX CABLE, HANG WI-FI ACCESS POINTS, ETC AS PER INVOICE DATED 12/15/2011 FOR WORK PERFORMED AT NEW MORGANFIELD	MAR-2012

KENTUCKY UTILITIES COMPANY
Case No. 2012- 00221
Analysis of Professional Services Expenses For the Test Year

(A)	(B)	(C)	(D)	(E)	(F)	(G)	(H)	(I)		
Line No.	Type	Vendor	Rate Case	Audit	Other	Total	Account	Invoice	Description	Period
36,885	Other	WILHOD INC				945.88	583001	2010033	invoice#2010033 yard repair	AUG-2011
36,886	Other	WILHOD INC				1,531.30	583001	2010040	invoice#2010040 yard repair	AUG-2011
36,887	Other	WILHOD INC				950.35	583001	2010044	invoice#2010044 yard repairs (2)	SEP-2011
36,888	Other	WILHOD INC				1,104.39	583001	2010048	invoice#2010048 yard repair	OCT-2011
36,889	Other	WILHOD INC				183.81	593002	2010056	invoice#2010056 yard repair	Dec-2011
36,890	Other	WILHOD INC				689.40	593002	20110097	invoice#20110097 st lt repair	APR-2011
36,891	Other	WILHOD INC				45.00	593002	20110109	invoice#20110109 st lt repair	APR-2011
36,892	Other	WILHOD INC				55.00	593002	20110211	invoice#20110211 st lt repair	AUG-2011
36,893	Other	WILHOD INC				921.60	593002	20110213	invoice#20110213 st lt repair	AUG-2011
36,894	Other	WILHOD INC				592.25	593002	20110214	invoice#20110214 st lt repair	AUG-2011
36,895	Other	WILHOD INC				45.00	594001	20110220	invoice#20110220 3rd party repair	AUG-2011
36,896	Other	WILHOD INC				45.00	593002	20110223	invoice#20110223 st lt repair	AUG-2011
36,897	Other	WILHOD INC				97.25	593002	20110231	invoice#20110231 st lt repair	SEP-2011
36,898	Other	WILHOD INC				97.25	593002	20110232	invoice#20110232 st lt repair	SEP-2011
36,899	Other	WILHOD INC				154.00	593002	20110238	invoice#20110238 st lt repair	SEP-2011
36,900	Other	WILHOD INC				101.45	593002	20110262	invoice#20110262 st lt repair	OCT-2011
36,901	Other	WILHOD INC				1,200.00	585100	20110278	INV 20110278	NOV-2011
36,902	Other	WILHOD INC				242.00	594001	20110296	INV 20110296	NOV-2011
36,903	Other	WILHOD INC				115.75	593002	20110299	INV 20110299	NOV-2011
36,904	Other	WILHOD INC				45.00	593002	20110306	INV 20110306	Dec-2011
36,905	Other	WILHOD INC				332.00	593002	20110324	invoice#20110324 st lt repair	Dec-2011
36,906	Other	WILHOD INC				629.50	593002	20110326	invoice#20110326 st lt repair	Dec-2011
36,907	Other	WILHOD INC				142.00	594001	20110334	invoice#20110334 3rd party repair	Jan-2012
36,908	Other	WILHOD INC				100.00	593002	20110336	invoice#20110336 st lt repair	Jan-2012
36,909	Other	WILHOD INC				100.00	593002	20110341	invoice#20110341 st lt repair	Jan-2012
36,910	Other	WILHOD INC				262.50	593002	20120022	invoice#20120022 st lt repair	Jan-2012
36,911	Other	WILHOD INC				45.00	593002	20120039	invoice#20120039 st lt repair	Feb-2012
36,912	Other	WILHOD INC				25.00	593002	20120050	invoice#20120050 st lt repair	Feb-2012
36,913	Other	WILHOD INC				45.00	593002	20120054	invoice#20120054 st lt repair	Feb-2012
36,914	Other	WILHOD INC				355.65	593002	20120067	invoice#20120067 st lt repair	MAR-2012
36,915	Other	WILHOD INC				45.00	593002	20120074	invoice#20120074 st lt repair	MAR-2012
36,916	Other	WILHOD INC				159.25	593002	20120079	invoice#20120079 st lt repair	MAR-2012
36,917	Other	WILHOD INC				461.92	583001	201003411	invoice#20100341 yard repair	AUG-2011
36,918	Other	WILLIAM E GROVES CONSTRUCTION INC				396.00	570100	22575	Inv 22575 Roy	MAY-2011
36,919	Other	WILLIAM E GROVES CONSTRUCTION INC				396.00	570100	22575	Inv 22575 Roy	MAY-2011
36,920	Other	WILLIAM E GROVES CONSTRUCTION INC				396.00	582100	22575	Inv 22575 Roy	MAY-2011
36,921	Other	WILLIAM E GROVES CONSTRUCTION INC				198.00	582100	22575	Inv 22575 Roy	MAY-2011
36,922	Other	WILLIAM E GROVES CONSTRUCTION INC				198.00	582100	22575	Inv 22575 Roy	MAY-2011
36,923	Other	WILLIAM E GROVES CONSTRUCTION INC				198.00	582100	22575	Inv 22575 Roy	MAY-2011
36,924	Other	WILLIAM E GROVES CONSTRUCTION INC				198.00	592100	22575	Inv 22575 Roy	MAY-2011
36,925	Other	WILLIAM E GROVES CONSTRUCTION INC				5,989.54	571100	22593	pay invoice 22593	APR-2011
36,926	Other	WILLIAM E GROVES CONSTRUCTION INC				5,043.15	571100	22594	pay invoice 22594	APR-2011
36,927	Other	WILLIAM E GROVES CONSTRUCTION INC				594.00	582100	22623	Inv 22623 Roy	MAY-2011
36,928	Other	WILLIAM E GROVES CONSTRUCTION INC				445.50	588100	22623	Inv 22623 Roy	MAY-2011
36,929	Other	WILLIAM E GROVES CONSTRUCTION INC				198.00	570100	22623	Inv 22623 Roy	MAY-2011
36,930	Other	WILLIAM E GROVES CONSTRUCTION INC				198.00	570100	22623	Inv 22623 Roy	MAY-2011
36,931	Other	WILLIAM E GROVES CONSTRUCTION INC				198.00	582100	22623	Inv 22623 Roy	MAY-2011
36,932	Other	WILLIAM E GROVES CONSTRUCTION INC				198.00	582100	22623	Inv 22623 Roy	MAY-2011
36,933	Other	WILLIAM E GROVES CONSTRUCTION INC				198.00	592100	22623	Inv 22623 Roy	MAY-2011
36,934	Other	WILLIAM E GROVES CONSTRUCTION INC				396.00	582100	22624	Inv 22624	MAY-2011
36,935	Other	WILLIAM E GROVES CONSTRUCTION INC				49.50	588100	22624	Inv 22624	MAY-2011
36,936	Other	WILLIAM E GROVES CONSTRUCTION INC				9,735.70	566100	22626	pay invoice 22626	APR-2011
36,937	Other	WILLIAM E GROVES CONSTRUCTION INC				297.00	588100	22693	Inv 22693	MAY-2011
36,938	Other	WILLIAM E GROVES CONSTRUCTION INC				3,438.90	593001	22694	Contract labor and equipment	MAY-2011
36,939	Other	WILLIAM E GROVES CONSTRUCTION INC				1,657.25	571100	22734	pay invoice 22734	MAY-2011
36,940	Other	WILLIAM E GROVES CONSTRUCTION INC				1,569.80	571100	22740	pay invoice 22740	MAY-2011
36,941	Other	WILLIAM E GROVES CONSTRUCTION INC				1,416.76	571100	22746	pay invoice 22746	MAY-2011
36,942	Other	WILLIAM E GROVES CONSTRUCTION INC				3,452.26	593002	22810	LABOR	MAY-2011
36,943	Other	WILLIAM E GROVES CONSTRUCTION INC				1,487.86	593001	22810	EQUIPMENT	MAY-2011
36,944	Other	WILLIAM E GROVES CONSTRUCTION INC				4,478.38	593002	22811	LABOR	MAY-2011

KENTUCKY UTILITIES COMPANY
Case No. 2012- 00221
Analysis of Professional Services Expenses For the Test Year

(A)	(B)	(C)	(D)	(E)	(F)	(G)	(H)	(I)		
Line No.	Type	Vendor	Rate Case	Audit	Other	Total	Account	Invoice	Description	Period
36,945	Other	WILLIAM E GROVES CONSTRUCTION INC				1,487.86	593001	22811	EQUIPMENT	MAY-2011
36,946	Other	WILLIAM E GROVES CONSTRUCTION INC				2,264.26	582100	22815	Roy week of 4/25	MAY-2011
36,947	Other	WILLIAM E GROVES CONSTRUCTION INC				19,760.37	593002	22840	William Groves Con - Storm work 4/22/11	Jun-2011
36,948	Other	WILLIAM E GROVES CONSTRUCTION INC				1,735.95	593001	22852	LABOR	MAY-2011
36,949	Other	WILLIAM E GROVES CONSTRUCTION INC				1,000.00	593001	22852	EQUIPMENT	MAY-2011
36,950	Other	WILLIAM E GROVES CONSTRUCTION INC				1,000.00	593002	22852	LABOR	MAY-2011
36,951	Other	WILLIAM E GROVES CONSTRUCTION INC				364.35	593002	22852	EQUIPMENT	MAY-2011
36,952	Other	WILLIAM E GROVES CONSTRUCTION INC				826.89	571100	22891	pay invoice 22891	Jun-2011
36,953	Other	WILLIAM E GROVES CONSTRUCTION INC				1,634.19	571100	22897	pay invoice 22897	Jun-2011
36,954	Other	WILLIAM E GROVES CONSTRUCTION INC				1,650.00	593001	22940	Contract labor and equipment	Jun-2011
36,955	Other	WILLIAM E GROVES CONSTRUCTION INC				1,319.75	582100	22941	22941 Roy week of 5/2/11	JUL-2011
36,956	Other	WILLIAM E GROVES CONSTRUCTION INC				693.00	582100	22941	22941 Roy week of 5/2/11	JUL-2011
36,957	Other	WILLIAM E GROVES CONSTRUCTION INC				278.38	582100	22941	22941 Roy week of 5/2/11	JUL-2011
36,958	Other	WILLIAM E GROVES CONSTRUCTION INC				233.88	582100	22941	22941 Roy week of 5/2/11	JUL-2011
36,959	Other	WILLIAM E GROVES CONSTRUCTION INC				198.00	562100	22941	22941 Roy week of 5/2/11	JUL-2011
36,960	Other	WILLIAM E GROVES CONSTRUCTION INC				49.50	588100	22941	22941 Roy week of 5/2/11	JUL-2011
36,961	Other	WILLIAM E GROVES CONSTRUCTION INC				1,189.88	582100	22942	22942 Roy week of 5/9	JUL-2011
36,962	Other	WILLIAM E GROVES CONSTRUCTION INC				396.00	513100	22942	22942 Roy week of 5/9	JUL-2011
36,963	Other	WILLIAM E GROVES CONSTRUCTION INC				396.00	582100	22943	22943 Roy week of 5/16	JUL-2011
36,964	Other	WILLIAM E GROVES CONSTRUCTION INC				396.00	582100	22943	22943 Roy week of 5/16	JUL-2011
36,965	Other	WILLIAM E GROVES CONSTRUCTION INC				881.00	573100	22987	22987 Roy week of 5/23	JUL-2011
36,966	Other	WILLIAM E GROVES CONSTRUCTION INC				430.50	570100	22987	22987 Roy week of 5/23	JUL-2011
36,967	Other	WILLIAM E GROVES CONSTRUCTION INC				297.00	570100	22987	22987 Roy week of 5/23	JUL-2011
36,968	Other	WILLIAM E GROVES CONSTRUCTION INC				247.50	588100	22987	22987 Roy week of 5/23	JUL-2011
36,969	Other	WILLIAM E GROVES CONSTRUCTION INC				148.50	582100	22987	22987 Roy week of 5/23	JUL-2011
36,970	Other	WILLIAM E GROVES CONSTRUCTION INC				3,109.88	593001	22990	Contract labor and equipment	AUG-2011
36,971	Other	WILLIAM E GROVES CONSTRUCTION INC				467.75	592100	23015	23015 Roy week of 5/31	JUL-2011
36,972	Other	WILLIAM E GROVES CONSTRUCTION INC				431.88	592100	23015	23015 Roy week of 5/31	JUL-2011
36,973	Other	WILLIAM E GROVES CONSTRUCTION INC				662.70	566100	23020	pay invoice 23020	Jun-2011
36,974	Other	WILLIAM E GROVES CONSTRUCTION INC				886.50	571100	23025	pay invoice 23025	Jun-2011
36,975	Other	WILLIAM E GROVES CONSTRUCTION INC				5,934.00	566100	23031	pay invoice 23031	Jun-2011
36,976	Other	WILLIAM E GROVES CONSTRUCTION INC				136.51	571100	23045	pay invoice 23045	JUL-2011
36,977	Other	WILLIAM E GROVES CONSTRUCTION INC				1,138.68	593002	23064	LABOR	Jun-2011
36,978	Other	WILLIAM E GROVES CONSTRUCTION INC				446.04	593002	23064	EQUIPMENT	Jun-2011
36,979	Other	WILLIAM E GROVES CONSTRUCTION INC				792.00	592100	23065	23065 Roy week of 6/13	JUL-2011
36,980	Other	WILLIAM E GROVES CONSTRUCTION INC				198.00	592100	23065	23065 Roy week of 6/13	JUL-2011
36,981	Other	WILLIAM E GROVES CONSTRUCTION INC				198.00	582100	23065	23065 Roy week of 6/13	JUL-2011
36,982	Other	WILLIAM E GROVES CONSTRUCTION INC				198.00	582100	23065	23065 Roy week of 6/13	JUL-2011
36,983	Other	WILLIAM E GROVES CONSTRUCTION INC				198.00	592100	23065	23065 Roy week of 6/13	JUL-2011
36,984	Other	WILLIAM E GROVES CONSTRUCTION INC				148.50	582100	23065	23065 Roy week of 6/13	JUL-2011
36,985	Other	WILLIAM E GROVES CONSTRUCTION INC				49.50	588100	23065	23065 Roy week of 6/13	JUL-2011
36,986	Other	WILLIAM E GROVES CONSTRUCTION INC				389.03	571100	23112	pay invoice 23112	JUL-2011
36,987	Other	WILLIAM E GROVES CONSTRUCTION INC				544.50	582100	23117	23117 Roy week of 6/6	JUL-2011
36,988	Other	WILLIAM E GROVES CONSTRUCTION INC				247.50	582100	23117	23117 Roy week of 6/6	JUL-2011
36,989	Other	WILLIAM E GROVES CONSTRUCTION INC				4,229.25	570100	23165	pay invoice 23165	AUG-2011
36,990	Other	WILLIAM E GROVES CONSTRUCTION INC				3,665.27	570100	23216	pay invoice 23216	AUG-2011
36,991	Other	WILLIAM E GROVES CONSTRUCTION INC				3,813.75	566100	23228	pay invoice 23228	AUG-2011
36,992	Other	WILLIAM E GROVES CONSTRUCTION INC				445.50	582100	23288	Roy Groves 7/5, 7/11, & 7/18	AUG-2011
36,993	Other	WILLIAM E GROVES CONSTRUCTION INC				396.00	570100	23288	Roy Groves 7/5, 7/11, & 7/18	AUG-2011
36,994	Other	WILLIAM E GROVES CONSTRUCTION INC				396.00	592100	23288	Roy Groves 7/5, 7/11, & 7/18	AUG-2011
36,995	Other	WILLIAM E GROVES CONSTRUCTION INC				198.00	582100	23288	Roy Groves 7/5, 7/11, & 7/18	AUG-2011
36,996	Other	WILLIAM E GROVES CONSTRUCTION INC				148.50	570100	23288	Roy Groves 7/5, 7/11, & 7/18	AUG-2011
36,997	Other	WILLIAM E GROVES CONSTRUCTION INC				148.50	592100	23288	Roy Groves 7/5, 7/11, & 7/18	AUG-2011
36,998	Other	WILLIAM E GROVES CONSTRUCTION INC				148.50	592100	23288	Roy Groves 7/5, 7/11, & 7/18	AUG-2011
36,999	Other	WILLIAM E GROVES CONSTRUCTION INC				99.00	588100	23288	Roy Groves 7/5, 7/11, & 7/18	AUG-2011
37,000	Other	WILLIAM E GROVES CONSTRUCTION INC				792.00	582100	23336	Roy week of 7/25/11	NOV-2011
37,001	Other	WILLIAM E GROVES CONSTRUCTION INC				396.00	582100	23378	Roy week of 8/1	SEP-2011
37,002	Other	WILLIAM E GROVES CONSTRUCTION INC				396.00	582100	23378	Roy week of 8/1	SEP-2011
37,003	Other	WILLIAM E GROVES CONSTRUCTION INC				533.70	566100	23410	pay invoice 23410	SEP-2011
37,004	Other	WILLIAM E GROVES CONSTRUCTION INC				495.00	582100	23434	Roy week of 8/8	SEP-2011

KENTUCKY UTILITIES COMPANY
Case No. 2012- 00221
Analysis of Professional Services Expenses For the Test Year

(A)	(B)	(C)	(D)	(E)	(F)	(G)	(H)	(I)		
Line No.	Type	Vendor	Rate Case	Audit	Other	Total	Account	Invoice	Description	Period
37,005	Other	WILLIAM E GROVES CONSTRUCTION INC				495.00	592100	23434	Roy week of 8/8	SEP-2011
37,006	Other	WILLIAM E GROVES CONSTRUCTION INC				396.00	582100	23434	Roy week of 8/8	SEP-2011
37,007	Other	WILLIAM E GROVES CONSTRUCTION INC				247.50	592100	23434	Roy week of 8/8	SEP-2011
37,008	Other	WILLIAM E GROVES CONSTRUCTION INC				198.00	592100	23434	Roy week of 8/8	SEP-2011
37,009	Other	WILLIAM E GROVES CONSTRUCTION INC				99.00	592100	23434	Roy week of 8/8	SEP-2011
37,010	Other	WILLIAM E GROVES CONSTRUCTION INC				49.50	588100	23434	Roy week of 8/8	SEP-2011
37,011	Other	WILLIAM E GROVES CONSTRUCTION INC				1,477.50	566100	23520	pay invoice 23519	SEP-2011
37,012	Other	WILLIAM E GROVES CONSTRUCTION INC				1,477.50	571100	23522	pay invoice 23522	SEP-2011
37,013	Other	WILLIAM E GROVES CONSTRUCTION INC				594.00	582100	23540	Roy week of 9/6	NOV-2011
37,014	Other	WILLIAM E GROVES CONSTRUCTION INC				2,937.20	570100	23560	pay invoice 23560	Dec-2011
37,015	Other	WILLIAM E GROVES CONSTRUCTION INC				396.00	592100	23623	Roy week of 9/19	NOV-2011
37,016	Other	WILLIAM E GROVES CONSTRUCTION INC				396.00	592100	23623	Roy week of 9/19	NOV-2011
37,017	Other	WILLIAM E GROVES CONSTRUCTION INC				394.63	570100	23623	Roy week of 9/19	NOV-2011
37,018	Other	WILLIAM E GROVES CONSTRUCTION INC				198.00	592100	23623	Roy week of 9/19	NOV-2011
37,019	Other	WILLIAM E GROVES CONSTRUCTION INC				396.00	592100	23661	Roy week of 9/26	NOV-2011
37,020	Other	WILLIAM E GROVES CONSTRUCTION INC				198.00	570100	23724	Roy week of 10/10	NOV-2011
37,021	Other	WILLIAM E GROVES CONSTRUCTION INC				594.00	570100	23802	Roy week of 10/17	Dec-2011
37,022	Other	WILLIAM E GROVES CONSTRUCTION INC				198.00	582100	23802	Roy week of 10/17	Dec-2011
37,023	Other	WILLIAM E GROVES CONSTRUCTION INC				198.00	570100	23804	Roy week of 10/31	Dec-2011
37,024	Other	WILLIAM E GROVES CONSTRUCTION INC				275.64	570100	23809	pay invoice 23809	Dec-2011
37,025	Other	WILLIAM E GROVES CONSTRUCTION INC				896.88	592100	23812	Roy week of 10/24	Dec-2011
37,026	Other	WILLIAM E GROVES CONSTRUCTION INC				396.00	582100	23812	Roy week of 10/24	Dec-2011
37,027	Other	WILLIAM E GROVES CONSTRUCTION INC				322.88	582100	23812	Roy week of 10/24	Dec-2011
37,028	Other	WILLIAM E GROVES CONSTRUCTION INC				1,427.71	566100	23837	pay invoice 23837	Dec-2011
37,029	Other	WILLIAM E GROVES CONSTRUCTION INC				594.00	592100	23842	Roy week of 11/8	Dec-2011
37,030	Other	WILLIAM E GROVES CONSTRUCTION INC				247.50	582100	23842	Roy week of 11/8	Dec-2011
37,031	Other	WILLIAM E GROVES CONSTRUCTION INC				247.50	592100	23842	Roy week of 11/8	Dec-2011
37,032	Other	WILLIAM E GROVES CONSTRUCTION INC				396.00	582100	23863	Roy week of 11/14	Dec-2011
37,033	Other	WILLIAM E GROVES CONSTRUCTION INC				386.00	582100	23863	Roy week of 11/14	Dec-2011
37,034	Other	WILLIAM E GROVES CONSTRUCTION INC				198.00	588100	23863	Roy week of 11/14	Dec-2011
37,035	Other	WILLIAM E GROVES CONSTRUCTION INC				198.00	592100	23863	Roy week of 11/14	Dec-2011
37,036	Other	WILLIAM E GROVES CONSTRUCTION INC				198.00	592100	23863	Roy week of 11/14	Dec-2011
37,037	Other	WILLIAM E GROVES CONSTRUCTION INC				198.00	592100	23863	Roy week of 11/14	Dec-2011
37,038	Other	WILLIAM E GROVES CONSTRUCTION INC				123.75	570100	23863	Roy week of 11/14	Dec-2011
37,039	Other	WILLIAM E GROVES CONSTRUCTION INC				750.63	566100	23905	pay invoice 23905	Dec-2011
37,040	Other	WILLIAM E GROVES CONSTRUCTION INC				503.63	582100	23906	Roy week of 11/28	Dec-2011
37,041	Other	WILLIAM E GROVES CONSTRUCTION INC				495.00	582100	23906	Roy week of 11/28	Dec-2011
37,042	Other	WILLIAM E GROVES CONSTRUCTION INC				198.00	592100	23925	Roy week of 11/21	Dec-2011
37,043	Other	WILLIAM E GROVES CONSTRUCTION INC				99.00	592100	23925	Roy week of 11/21	Dec-2011
37,044	Other	WILLIAM E GROVES CONSTRUCTION INC				418.88	582100	23978	Roy week of 12/1	Dec-2011
37,045	Other	WILLIAM E GROVES CONSTRUCTION INC				209.44	582100	23978	Roy week of 12/1	Dec-2011
37,046	Other	WILLIAM E GROVES CONSTRUCTION INC				5,546.80	571100	23988	pay invoice 23988	Jan-2012
37,047	Other	WILLIAM E GROVES CONSTRUCTION INC				1,459.74	566100	23991	pay invoice 23991	Dec-2011
37,048	Other	WILLIAM E GROVES CONSTRUCTION INC				418.88	582100	23998	Roy week of 12/5	Dec-2011
37,049	Other	WILLIAM E GROVES CONSTRUCTION INC				314.16	582100	23998	Roy week of 12/5	Dec-2011
37,050	Other	WILLIAM E GROVES CONSTRUCTION INC				314.16	588100	23998	Roy week of 12/5	Dec-2011
37,051	Other	WILLIAM E GROVES CONSTRUCTION INC				1,015.26	582100	24034	Roy week of 12/12	Dec-2011
37,052	Other	WILLIAM E GROVES CONSTRUCTION INC				628.32	582100	24034	Roy week of 12/12	Dec-2011
37,053	Other	WILLIAM E GROVES CONSTRUCTION INC				386.94	592100	24034	Roy week of 12/12	Dec-2011
37,054	Other	WILLIAM E GROVES CONSTRUCTION INC				209.44	582100	24034	Roy week of 12/12	Dec-2011
37,055	Other	WILLIAM E GROVES CONSTRUCTION INC				2,247.20	571100	24041	pay invoice 24041	Jan-2012
37,056	Other	WILLIAM E GROVES CONSTRUCTION INC				6,523.51	571100	24043	pay invoice 24043	Jan-2012
37,057	Other	WILLIAM E GROVES CONSTRUCTION INC				1,554.93	566100	24047	pay invoice 24047	Jan-2012
37,058	Other	WILLIAM E GROVES CONSTRUCTION INC				366.52	582100	24073	Roy week of 12/19	MAR-2012
37,059	Other	WILLIAM E GROVES CONSTRUCTION INC				314.16	582100	24073	Roy week of 12/19	MAR-2012
37,060	Other	WILLIAM E GROVES CONSTRUCTION INC				261.80	582100	24073	Roy week of 12/19	MAR-2012
37,061	Other	WILLIAM E GROVES CONSTRUCTION INC				261.80	582100	24073	Roy week of 12/19	MAR-2012
37,062	Other	WILLIAM E GROVES CONSTRUCTION INC				261.80	592100	24073	Roy week of 12/19	MAR-2012
37,063	Other	WILLIAM E GROVES CONSTRUCTION INC				209.44	582100	24073	Roy week of 12/19	MAR-2012
37,064	Other	WILLIAM E GROVES CONSTRUCTION INC				6,861.58	566100	24074	pay invoice 24074	Jan-2012

KENTUCKY UTILITIES COMPANY
Case No. 2012- 00221
Analysis of Professional Services Expenses For the Test Year

(A)	(B)	(C)	(D)	(E)	(F)	(G)	(H)	(I)		
Line No.	Type	Vendor	Rate Case	Audit	Other	Total	Account	Invoice	Description	Period
37,065	Other	WILLIAM E GROVES CONSTRUCTION INC				5,740.68	566100	24077	pay invoice 24077	Jan-2012
37,066	Other	WILLIAM E GROVES CONSTRUCTION INC				1,422.60	588100	24094	Repair lights at op center	MAR-2012
37,067	Other	WILLIAM E GROVES CONSTRUCTION INC				2,189.90	566100	24099	PAY INVOICE 24099	Jan-2012
37,068	Other	WILLIAM E GROVES CONSTRUCTION INC				575.96	570100	24111	Roy week of 12/27	MAR-2012
37,069	Other	WILLIAM E GROVES CONSTRUCTION INC				314.16	582100	24111	Roy week of 12/27	MAR-2012
37,070	Other	WILLIAM E GROVES CONSTRUCTION INC				261.80	582100	24111	Roy week of 12/27	MAR-2012
37,071	Other	WILLIAM E GROVES CONSTRUCTION INC				209.44	582100	24111	Roy week of 12/27	MAR-2012
37,072	Other	WILLIAM E GROVES CONSTRUCTION INC				209.44	582100	24111	Roy week of 12/27	MAR-2012
37,073	Other	WILLIAM E GROVES CONSTRUCTION INC				104.72	582100	24111	Roy week of 12/27	MAR-2012
37,074	Other	WILLIAM E GROVES CONSTRUCTION INC				1,689.50	566100	24304	pay invoice 24304	Feb-2012
37,075	Other	WILLIAM E GROVES CONSTRUCTION INC				17,631.23	571100	24328	pay invoice 24328	Feb-2012
37,076	Other	WILLIAM E GROVES CONSTRUCTION INC				1,186.45	566100	24329	pay invoice 517157	Feb-2012
37,077	Other	WILLIAM E GROVES CONSTRUCTION INC				3,186.40	571100	24333	pay invoice 24333	Feb-2012
37,078	Other	WILLIAM E GROVES CONSTRUCTION INC				1,388.15	566100	24459	pay invoice 24459	MAR-2012
37,079	Other	WILLIAM E GROVES CONSTRUCTION INC				1,115.25	571100	24460	pay invoice 24460	MAR-2012
37,080	Other	WILLIAM E GROVES CONSTRUCTION INC				1,593.20	571100	24461	pay invoice 24461	MAR-2012
37,081	Other	WILLIAM E GROVES CONSTRUCTION INC				572.12	566100	24462	pay invoice 24462	MAR-2012
37,082	Other	WILLIAM E GROVES CONSTRUCTION INC				14,521.18	571100	24463	pay invoice 24463	MAR-2012
37,083	Other	WILLIAM E GROVES CONSTRUCTION INC				1,698.55	593002	24473	contract labor and equipment	MAR-2012
37,084	Other	WILLIAM E GROVES CONSTRUCTION INC				1,661.00	593002	24474	Contract labor and equipment	MAR-2012
37,085	Other	WILLIAM E GROVES CONSTRUCTION INC				1,847.23	593002	24475	Contract labor and equipment	MAR-2012
37,086	Other	WILLIAM E GROVES CONSTRUCTION INC				1,905.05	593002	24479	March 2, 2012 Storm Response - Invoices 24479, 24480, 24481, 24482	MAR-2012
37,087	Other	WILLIAM E GROVES CONSTRUCTION INC				4,371.73	593002	24480	March 2, 2012 Storm Response - Invoices 24479, 24480, 24481, 24482	MAR-2012
37,088	Other	WILLIAM E GROVES CONSTRUCTION INC				2,044.45	593002	24481	March 2, 2012 Storm Response - Invoices 24479, 24480, 24481, 24482	MAR-2012
37,089	Other	WILLIAM E GROVES CONSTRUCTION INC				1,672.73	593002	24482	March 2, 2012 Storm Response - Invoices 24479, 24480, 24481, 24482	MAR-2012
37,090	Other	WILLIAM E GROVES CONSTRUCTION INC				2,671.31	593002	24488	LABOR	MAR-2012
37,091	Other	WILLIAM E GROVES CONSTRUCTION INC				1,152.69	593002	24488	EQUIPMENT	MAR-2012
37,092	Other	WILLIAM E GROVES CONSTRUCTION INC				2,935.54	593002	24492	Contract labor and equipment	MAR-2012
37,093	Other	WILLIAM E GROVES CONSTRUCTION INC				6,126.16	593002	24493	Contract labor and equipment	MAR-2012
37,094	Other	WILLIAM E GROVES CONSTRUCTION INC				1,436.35	593002	24494	Contract labor and equipment	MAR-2012
37,095	Other	WILLIAM E GROVES CONSTRUCTION INC				2,134.34	580100	24495	contract labor and equipment	MAR-2012
37,096	Other	WILLIAM E GROVES CONSTRUCTION INC				1,356.93	593002	24496	contract labor and equipment	MAR-2012
37,097	Other	WILLIAM E GROVES CONSTRUCTION INC				1,304.41	593002	24497	Contract labor and equipment	MAR-2012
37,098	Other	WILLIAM E GROVES CONSTRUCTION INC				1,900.07	580100	24498	contract labor and equipment	MAR-2012
37,099	Other	WILLIAM E GROVES CONSTRUCTION INC				633.35	580100	24498	Contract labor and equipment	MAR-2012
37,100	Other	WILLIAM E GROVES CONSTRUCTION INC				(51,810.69)	571100		Reverses *J702-0110-0311 Adjustment USD	APR-2011
37,101	Other	WILLIAM E GROVES CONSTRUCTION INC				(8,800.50)	566100		Reverses *J702-0110-0311 Adjustment USD	APR-2011
37,102	Other	WILLIAMS SCOTSMAN INC				(3.00)	554100		J001-0110-0711 Adjustment USD	JUL-2011
37,103	Other	WILLIAMSON, JANICE HOFFACKER				250.00	586100	KU3712	INTERPERTER FOR TIM LUSH 1/9/12 2/20/12	MAR-2012
37,104	Other	WILLIAMSON, JANICE HOFFACKER				200.00	586100	KU51111	interperter for tim lush 03/28/11 & 04/18/11 safety meetings	MAY-2011
37,105	Other	WILLIAMSON, JANICE HOFFACKER				400.00	586100	KU71811	INTERPERTER FOR TIM LUSH JUNE 20 AND 27, JULY 11 AND 18 SAFETY MEETINGS	JUL-2011
37,106	Other	WILLIAMSON, JANICE HOFFACKER				510.00	586100	KU92111	interperter T Lush, 8/29, 9/6, 9/21 first aid	OCT-2011
37,107	Other	WILLIS LANE CONSTRUCTION CO INC				218.40	593002	4194	Lane Invoice # 4194	APR-2011
37,108	Other	WILLIS LANE CONSTRUCTION CO INC				87.36	593002	4194	Lane Invoice # 4194	APR-2011
37,109	Other	WILLIS LANE CONSTRUCTION CO INC				567.70	593002	4200	Lane Invoice # 4200	MAY-2011
37,110	Other	WILLIS LANE CONSTRUCTION CO INC				483.40	594001	4200	Lane Invoice # 4200	MAY-2011
37,111	Other	WILLIS LANE CONSTRUCTION CO INC				551.41	593002	4203	Lane Invoice # 4203	MAY-2011
37,112	Other	WILLIS LANE CONSTRUCTION CO INC				1,127.50	593002	4204	Storm work	APR-2011
37,113	Other	WILLIS LANE CONSTRUCTION CO INC				646.52	594001	4206	Lane Invoice # 4206 4/14/11	MAY-2011
37,114	Other	WILLIS LANE CONSTRUCTION CO INC				222.20	593002	4206	Lane Invoice # 4206 4/14/11	MAY-2011
37,115	Other	WILLIS LANE CONSTRUCTION CO INC				1,327.84	595100	4207	Storm work-oil Clean up D-ville	APR-2011
37,116	Other	WILLIS LANE CONSTRUCTION CO INC				1,511.13	593002	4208	Storm work Invoice 4208	MAY-2011
37,117	Other	WILLIS LANE CONSTRUCTION CO INC				1,062.63	593002	4209	Storm work Invoice 4209	MAY-2011
37,118	Other	WILLIS LANE CONSTRUCTION CO INC				175.36	594001	4210	Lane Invoice # 4210 4/28/11	Jun-2011
37,119	Other	WILLIS LANE CONSTRUCTION CO INC				1,373.20	593001	4211	Storm work Invoice 4211	MAY-2011
37,120	Other	WILLIS LANE CONSTRUCTION CO INC				414.40	593002	4212	Lane Invoice # 4212 5/12/11	JUL-2011
37,121	Other	WILLIS LANE CONSTRUCTION CO INC				355.40	593002	4212	Lane Invoice # 4212 5/12/11	JUL-2011
37,122	Other	WILLIS LANE CONSTRUCTION CO INC				2,223.02	595100	4213	Storm work Invoice 4213	Jun-2011
37,123	Other	WILLIS LANE CONSTRUCTION CO INC				2,489.30	595100	4214	Storm work Invoice 4214	Jun-2011

KENTUCKY UTILITIES COMPANY
Case No. 2012- 00221
Analysis of Professional Services Expenses For the Test Year

(A)	(B)	(C)	(D)	(E)	(F)	(G)	(H)	(I)		
Line No.	Type	Vendor	Rate Case	Audit	Other	Total	Account	Invoice	Description	Period
37,124	Other	WILLIS LANE CONSTRUCTION CO INC				1,083.72	598100	4215	Storm work Invoice 4215	Jun-2011
37,125	Other	WILLIS LANE CONSTRUCTION CO INC				154.96	593002	4217	Lane Invoice # 4217 05/26/11	JUL-2011
37,126	Other	WILLIS LANE CONSTRUCTION CO INC				217.35	593002	4218	Lane Invoice # 4218 6/09/11	JUL-2011
37,127	Other	WILLIS LANE CONSTRUCTION CO INC				845.95	593002	4219	Storm work Invoice 4219	Jun-2011
37,128	Other	WILLIS LANE CONSTRUCTION CO INC				510.84	593002	4222	Storm work Invoice 4222 6/19/11	JUL-2011
37,129	Other	WILLIS LANE CONSTRUCTION CO INC				262.56	593002	4223	Lane Invoice # 4223 6/30/11	AUG-2011
37,130	Other	WILLIS LANE CONSTRUCTION CO INC				131.28	593002	4223	Lane Invoice # 4223 6/30/11	AUG-2011
37,131	Other	WILLIS LANE CONSTRUCTION CO INC				133.28	593002	4224	Lane Invoice # 4224 7/14/11	AUG-2011
37,132	Other	WILLIS LANE CONSTRUCTION CO INC				110.28	593002	4224	Lane Invoice # 4224 7/14/11	AUG-2011
37,133	Other	WILLIS LANE CONSTRUCTION CO INC				455.87	593002	4225	Storm work Invoice 4227 7/28/11	AUG-2011
37,134	Other	WILLIS LANE CONSTRUCTION CO INC				1,310.76	593002	4227	Storm work Invoice 4227 7/28/11	AUG-2011
37,135	Other	WILLIS LANE CONSTRUCTION CO INC				94.60	593002	4228	Lane Invoice # 4228 7/28/11	OCT-2011
37,136	Other	WILLIS LANE CONSTRUCTION CO INC				94.60	593002	4228	Lane Invoice # 4228 7/28/11	OCT-2011
37,137	Other	WILLIS LANE CONSTRUCTION CO INC				330.84	593002	4229	Lane Invoice # 4229 7/28/11	SEP-2011
37,138	Other	WILLIS LANE CONSTRUCTION CO INC				314.81	593002	4230	Lane Invoice # 4230 8/11/11	OCT-2011
37,139	Other	WILLIS LANE CONSTRUCTION CO INC				131.04	594001	4230	Lane Invoice # 4230 8/11/11	OCT-2011
37,140	Other	WILLIS LANE CONSTRUCTION CO INC				640.88	593002	4231	Storm work Invoice 4231 8/8/11	OCT-2011
37,141	Other	WILLIS LANE CONSTRUCTION CO INC				131.04	593002	4231	Storm work Invoice 4231 8/8/11	OCT-2011
37,142	Other	WILLIS LANE CONSTRUCTION CO INC				474.50	593002	4232	Lane Invoice # 4232 8/11/11	SEP-2011
37,143	Other	WILLIS LANE CONSTRUCTION CO INC				446.05	593002	4233	Storm work Invoice 4233 8/18/11	SEP-2011
37,144	Other	WILLIS LANE CONSTRUCTION CO INC				202.75	594001	4234	Lane Invoice # 4234 08/25/11	OCT-2011
37,145	Other	WILLIS LANE CONSTRUCTION CO INC				397.62	593002	4235	Lane Invoice # 4235 08/24/11	OCT-2011
37,146	Other	WILLIS LANE CONSTRUCTION CO INC				182.15	593002	4235	Lane Invoice # 4235 08/24/11	OCT-2011
37,147	Other	WILLIS LANE CONSTRUCTION CO INC				109.20	593002	4235	Lane Invoice # 4235 08/24/11	OCT-2011
37,148	Other	WILLIS LANE CONSTRUCTION CO INC				2,251.52	593002	4236	Storm work Invoice 4236 9/8/11	OCT-2011
37,149	Other	WILLIS LANE CONSTRUCTION CO INC				555.88	593002	4236	Storm work Invoice 4236 9/8/11	OCT-2011
37,150	Other	WILLIS LANE CONSTRUCTION CO INC				447.40	595100	4236	Storm work Invoice 4236 9/8/11	OCT-2011
37,151	Other	WILLIS LANE CONSTRUCTION CO INC				371.92	593002	4236	Storm work Invoice 4236 9/8/11	OCT-2011
37,152	Other	WILLIS LANE CONSTRUCTION CO INC				230.10	593002	4237	Lane Invoice # 4237 09/08/11	OCT-2011
37,153	Other	WILLIS LANE CONSTRUCTION CO INC				845.06	593002	4238	Lane Invoice # 4238 9/08/11	OCT-2011
37,154	Other	WILLIS LANE CONSTRUCTION CO INC				271.11	594001	4238	Lane Invoice # 4238 9/08/11	OCT-2011
37,155	Other	WILLIS LANE CONSTRUCTION CO INC				601.92	594001	4239	Lane Invoice # 4239 09/22/11	OCT-2011
37,156	Other	WILLIS LANE CONSTRUCTION CO INC				92.98	593002	4239	Lane Invoice # 4239 09/22/11	OCT-2011
37,157	Other	WILLIS LANE CONSTRUCTION CO INC				475.96	593002	4240	Lane Invoice # 4242 9/22/11	NOV-2011
37,158	Other	WILLIS LANE CONSTRUCTION CO INC				131.28	593002	4240	Lane Invoice # 4242 9/22/11	NOV-2011
37,159	Other	WILLIS LANE CONSTRUCTION CO INC				1,352.38	593002	4241	Lane Invoice # 4241 10/6/11	Dec-2011
37,160	Other	WILLIS LANE CONSTRUCTION CO INC				283.80	593002	4241	Lane Invoice # 4241 10/6/11	Dec-2011
37,161	Other	WILLIS LANE CONSTRUCTION CO INC				70.95	583001	4241	Lane Invoice # 4241 10/6/11	Dec-2011
37,162	Other	WILLIS LANE CONSTRUCTION CO INC				952.51	921003	4242	Lane Invoice # 4242 9/30/11	NOV-2011
37,163	Other	WILLIS LANE CONSTRUCTION CO INC				196.92	593002	4243	Lane Invoice # 4243 10/20/11	NOV-2011
37,164	Other	WILLIS LANE CONSTRUCTION CO INC				348.66	921003	4244	Lane Invoice # 4244 10/20/11	NOV-2011
37,165	Other	WILLIS LANE CONSTRUCTION CO INC				116.22	593002	4244	Lane Invoice # 4244 10/20/11	NOV-2011
37,166	Other	WILLIS LANE CONSTRUCTION CO INC				47.30	593002	4244	Lane Invoice # 4244 10/20/11	NOV-2011
37,167	Other	WILLIS LANE CONSTRUCTION CO INC				1,670.72	921003	4248	Pole yard cleanup. Invoice 4248 10/28/11	NOV-2011
37,168	Other	WILLIS LANE CONSTRUCTION CO INC				371.92	593002	4249	Lane Invoice # 4249 08/25/11	NOV-2011
37,169	Other	WILLIS LANE CONSTRUCTION CO INC				292.26	593002	4249	Lane Invoice # 4249 08/25/11	NOV-2011
37,170	Other	WILLIS LANE CONSTRUCTION CO INC				288.85	593002	4255	Lane Invoice # 4255	Dec-2011
37,171	Other	WILLIS LANE CONSTRUCTION CO INC				193.30	593002	4258	Lane Invoice # 4258 12/06/11	Dec-2011
37,172	Other	WILLIS LANE CONSTRUCTION CO INC				140.28	593002	4259	Lane Invoice # 4259	Feb-2012
37,173	Other	WILLIS LANE CONSTRUCTION CO INC				455.76	593002	4260	Lane Invoice # 4260	Feb-2012
37,174	Other	WILLIS LANE CONSTRUCTION CO INC				393.10	593002	4262	UG Line Construction Services invoice 4262	MAR-2012
37,175	Other	WILLIS LANE CONSTRUCTION CO INC				159.50	583001	4262	UG Line Construction Services invoice 4262	MAR-2012
37,176	Other	WILLIS LANE CONSTRUCTION CO INC				162.20	593002	4263	Lane Invoice # 4263	Feb-2012
37,177	Other	WILLIS LANE CONSTRUCTION CO INC				229.44	921003	4264	Lane Invoice # 4264	Feb-2012
37,178	Other	WILLIS LANE CONSTRUCTION CO INC				94.60	593002	4265	Lane Invoice # 4265	Feb-2012
37,179	Other	WILLIS LANE CONSTRUCTION CO INC				338.10	593002	4267	Lane Invoice # 4267	Feb-2012
37,180	Other	WILLIS LANE CONSTRUCTION CO INC				1,839.12	921003	4269	work @ C-Ville Storeroom Invoice 4269	MAR-2012
37,181	Other	WILLIS LANE CONSTRUCTION CO INC				182.40	593002	4271	UG Line Construction Services	MAR-2012
37,182	Other	WILLIS LANE CONSTRUCTION CO INC				268.09	593002	4172A	Storm Work 4172	MAR-2012
37,183	Other	WILSON EQUIPMENT CO INC				187.02	514100	W32427	LABOR & MATERIAL TO REPAIR BACKHOE HYDRAULIC LEAK	JUL-2011

KENTUCKY UTILITIES COMPANY
Case No. 2012- 00221
Analysis of Professional Services Expenses For the Test Year

(A)	(B)	(C)	(D)	(E)	(F)	(G)	(H)	(I)		
Line No.	Type	Vendor	Rate Case	Audit	Other	Total	Account	Invoice	Description	Period
37,184	Other	WILSON EQUIPMENT CO INC				(59.42)	514100	W32427	INVOICE W32427	JUL-2011
37,185	Other	WINCHESTER MUNICIPAL UTILITIES				164.55	588100	80210000811	8-02100-00 08/11	SEP-2011
37,186	Other	WINN ARCHITECTURE PLLC				388.80	921004	11P12ONE	WINN ARCHITECTURE, PLLC - DIX DAM RELOCATION SCHEMATIC DESIGN & BUDGET ESTIMATE - INV 11P 12 ONE DATED 5/7/2011	Jun-2011
37,187	Other	WINN ARCHITECTURE PLLC				1,560.00	935403	11P22ONE	WINN ARCHITECTURE-ONE QUALITY CAFE PLUMBING CODE APPROVAL - DRAWINGS/DOCUMENTATION OF EXISTING PLUMBING FOR CODE OFFICIAL REVIEW (INV 11 P 22 ONE) DATED 10/21/11	NOV-2011
37,188	Other	WINN ARCHITECTURE PLLC				1,740.00	921004	11P23ONE	WINN ARCHITECTURE-EDDYVILLE STORERM -SITE VISIT/MEASURE/PHOTO EXISTING,SCHEMATIC DESIGN FOR DUMPSTER PAD - INV #11P23ONE DATED 11/18/2011	Dec-2011
37,189	Other	WINN ARCHITECTURE PLLC				3,300.00	923100	12P02ONE	WINN ARCHITECTURE - SITE VISIT/MEASURE/PHOTO EXISTING/SCHEMATIC DESIGN/VENDOR PRICING COST ESTIMATE FOR ONE QUALITY BLDG ENTRANCE (AIR LOCK PROJECT) INV #12 P02 ONE	MAR-2012
37,190	Other	WINN ARCHITECTURE PLLC				2,280.00	921004	12P03ONE	WINN ARCHITECTURE--ETOWN BUS OFFICE - DRIVE THRU AND REMOTE TRANSACTION UNIT - SCHEMATCI DESIGN, AND COST ESTIMATE	MAR-2012
37,191	Other	WINN ARCHITECTURE PLLC				4,140.00	921003	IIP09ONE	WINN ARCHITECTURE, PLLC-PINEVILLE SUBSTATION STORAGE - SCHEMATIC DESIGN DRAWINGS - INV #1 P 09 ONE DATED 5/31/2011	Jun-2011
37,192	Other	WORKFLOWONE				262.54	930101	I5405175	LGE BAG	Jun-2011
37,193	Other	WRIGHT TREE SERVICE INC				26,751.89	593004	11212001	LABOR-301	Feb-2012
37,194	Other	WRIGHT TREE SERVICE INC				4,110.04	593004	11212001	EQUIP-303	Feb-2012
37,195	Other	WRIGHT TREE SERVICE INC				1,148.27	593004	11212001	PROJ# 132636- ROUTINE CREWS HAZARD WORK LABOR 0301	Feb-2012
37,196	Other	WRIGHT TREE SERVICE INC				193.77	593004	11212001	PROJ# 132636- ROUTINE CREWS HAZARD WORK EQUIP 0303	Feb-2012
37,197	Other	WRIGHT TREE SERVICE INC				22,641.33	593004	11212101	LABOR-301	Feb-2012
37,198	Other	WRIGHT TREE SERVICE INC				5,660.33	593004	11212101	EQUIP-303	Feb-2012
37,199	Other	WRIGHT TREE SERVICE INC				3,569.79	593004	11212102	PROJ# 132635- EXTERNAL MIDCYCLE CREW WORK LABOR 0301	Feb-2012
37,200	Other	WRIGHT TREE SERVICE INC				318.42	593004	11212102	PROJ# 132635- EXTERNAL MIDCYCLE CREW WORK EQUIP 0303	Feb-2012
37,201	Other	WRIGHT TREE SERVICE INC				26,434.19	593004	11212103	PROJ# 132583- EXTERNAL CREWS HAZARD WORK LABOR 0301	Feb-2012
37,202	Other	WRIGHT TREE SERVICE INC				3,945.03	593004	11212103	PROJ# 132583- EXTERNAL CREWS HAZARD WORK EQUIP 0303	Feb-2012
37,203	Other	WRIGHT TREE SERVICE INC				1,185.12	593004	11212105	PROJ# 132636- ROUTINE CREWS HAZARD WORK LABOR 0301	Feb-2012
37,204	Other	WRIGHT TREE SERVICE INC				296.28	593004	11212105	PROJ# 132636- ROUTINE CREWS HAZARD WORK EQUIP 0303	Feb-2012
37,205	Other	WRIGHT TREE SERVICE INC				1,592.52	593004	11212601	PROJ# 132635- EXTERNAL MIDCYCLE CREW WORK LABOR 0301	Feb-2012
37,206	Other	WRIGHT TREE SERVICE INC				347.07	593004	11212601	PROJ# 132635- EXTERNAL MIDCYCLE CREW WORK EQUIP 0303	Feb-2012
37,207	Other	WRIGHT TREE SERVICE INC				7,495.86	593004	11212602	PROJ# 132583- EXTERNAL CREWS HAZARD WORK LABOR 0301	Feb-2012
37,208	Other	WRIGHT TREE SERVICE INC				2,062.59	593004	11212602	PROJ# 132583- EXTERNAL CREWS HAZARD WORK EQUIP 0303	Feb-2012
37,209	Other	WRIGHT TREE SERVICE INC				16,329.20	593004	11212603	LABOR-301	Feb-2012
37,210	Other	WRIGHT TREE SERVICE INC				4,736.58	593004	11212603	EQUIP-303	Feb-2012
37,211	Other	WRIGHT TREE SERVICE INC				389.36	593004	11219001	PROJ# 132636- ROUTINE CREWS HAZARD WORK LABOR 0301	Feb-2012
37,212	Other	WRIGHT TREE SERVICE INC				182.88	593004	11219001	PROJ# 132636- ROUTINE CREWS HAZARD WORK EQUIP 0303	Feb-2012
37,213	Other	WRIGHT TREE SERVICE INC				1,415.70	593004	11219603	PROJ# 132636- ROUTINE CREWS HAZARD WORK LABOR 0301	Feb-2012
37,214	Other	WRIGHT TREE SERVICE INC				443.60	593004	11219603	PROJ# 132636- ROUTINE CREWS HAZARD WORK EQUIP 0303	Feb-2012
37,215	Other	WRIGHT TREE SERVICE INC				483.40	593004	11219801	PROJ# 132635- EXTERNAL MIDCYCLE CREW WORK LABOR 0301	Feb-2012
37,216	Other	WRIGHT TREE SERVICE INC				120.85	593004	11219801	PROJ# 132635- EXTERNAL MIDCYCLE CREW WORK EQUIP 0303	Feb-2012
37,217	Other	WRIGHT TREE SERVICE INC				873.37	593004	11226002	INVOICE NO. 11226002 - LABOR	Feb-2012
37,218	Other	WRIGHT TREE SERVICE INC				32,041.18	593004	11226003	LABOR-301	Feb-2012
37,219	Other	WRIGHT TREE SERVICE INC				4,212.81	593004	11226003	EQUIP-303	Feb-2012
37,220	Other	WRIGHT TREE SERVICE INC				23,707.81	593004	11226102	LABOR-301	Feb-2012
37,221	Other	WRIGHT TREE SERVICE INC				3,473.71	593004	11226102	EQUIP-303	Feb-2012
37,222	Other	WRIGHT TREE SERVICE INC				2,851.92	593004	11226103	PROJ# 132635- EXTERNAL MIDCYCLE CREW WORK LABOR 0301	Feb-2012
37,223	Other	WRIGHT TREE SERVICE INC				250.38	593004	11226103	PROJ# 132635- EXTERNAL MIDCYCLE CREW WORK EQUIP 0303	Feb-2012
37,224	Other	WRIGHT TREE SERVICE INC				23,661.15	593004	11226104	PROJ# 132583- EXTERNAL CREWS HAZARD WORK LABOR 0301	Feb-2012
37,225	Other	WRIGHT TREE SERVICE INC				2,508.39	593004	11226104	PROJ# 132583- EXTERNAL CREWS HAZARD WORK EQUIP 0303	Feb-2012
37,226	Other	WRIGHT TREE SERVICE INC				6,033.45	593004	11226107	EQUIP-303	Feb-2012
37,227	Other	WRIGHT TREE SERVICE INC				716.23	593004	11226108	INVOICE NO. 11226108 - LABOR	Feb-2012
37,228	Other	WRIGHT TREE SERVICE INC				179.05	593004	11226108	INVOICE NO. 11226108 - EQUIP	Feb-2012
37,229	Other	WRIGHT TREE SERVICE INC				8,950.40	593004	11226601	PROJ# 132583- EXTERNAL CREWS HAZARD WORK LABOR 0301	Feb-2012
37,230	Other	WRIGHT TREE SERVICE INC				1,670.00	593004	11226601	PROJ# 132583- EXTERNAL CREWS HAZARD WORK EQUIP 0303	Feb-2012
37,231	Other	WRIGHT TREE SERVICE INC				241.80	593004	11226602	PROJ# 132636- ROUTINE CREWS HAZARD WORK LABOR 0301	Feb-2012
37,232	Other	WRIGHT TREE SERVICE INC				173.65	593004	11226602	PROJ# 132636- ROUTINE CREWS HAZARD WORK EQUIP 0303	Feb-2012
37,233	Other	WRIGHT TREE SERVICE INC				25,028.16	593004	11226604	LABOR-301	Feb-2012
37,234	Other	WRIGHT TREE SERVICE INC				6,130.07	593004	11226604	EQUIP-303	Feb-2012

KENTUCKY UTILITIES COMPANY
Case No. 2012- 00221
Analysis of Professional Services Expenses For the Test Year

(A)	(B)	(C)	(D)	(E)	(F)	(G)	(H)	(I)		
Line No.	Type	Vendor	Rate Case	Audit	Other	Total	Account	Invoice	Description	Period
37,235	Other	WRIGHT TREE SERVICE INC				1,510.69	593004	11226801	PROJ# 132635- EXTERNAL MIDCYCLE CREW WORK LABOR 0301	Feb-2012
37,236	Other	WRIGHT TREE SERVICE INC				142.02	593004	11226801	PROJ# 132635- EXTERNAL MIDCYCLE CREW WORK EQUIP 0303	Feb-2012
37,237	Other	WRIGHT TREE SERVICE INC				23,553.45	593004	11226802	PROJ# 132583- EXTERNAL CREWS HAZARD WORK LABOR 0301	Feb-2012
37,238	Other	WRIGHT TREE SERVICE INC				2,932.74	593004	11226802	PROJ# 132583- EXTERNAL CREWS HAZARD WORK EQUIP 0303	Feb-2012
37,239	Other	WRIGHT TREE SERVICE INC				450.00	593004	11287083	EQUIP-303	Feb-2012
37,240	Other	WRIGHT TREE SERVICE INC				450.00	593004	11287088	EQUIP 0303	Feb-2012
37,241	Other	WRIGHT TREE SERVICE INC				450.00	593004	11287090	PROJ# 132583- EXTERNAL CREWS HAZARD WORK EQUIP 0303	Feb-2012
37,242	Other	WRIGHT TREE SERVICE INC				450.00	593004	11287109	EQUIP-303	Feb-2012
37,243	Other	WRIGHT TREE SERVICE INC				(5,220.62)	593004	12111601	LABOR-301	MAR-2012
37,244	Other	WRIGHT TREE SERVICE INC				(1,069.28)	593004	12111601	EQUIP-303	MAR-2012
37,245	Other	WRIGHT TREE SERVICE INC				1,627.66	593004	21202601	PROJ# 132635- EXTERNAL MIDCYCLE CREW WORK LABOR 0301	Feb-2012
37,246	Other	WRIGHT TREE SERVICE INC				401.44	593004	21202601	PROJ# 132635- EXTERNAL MIDCYCLE CREW WORK EQUIP 0303	Feb-2012
37,247	Other	WRIGHT TREE SERVICE INC				26,682.27	593004	21209001	LABOR-301	Feb-2012
37,248	Other	WRIGHT TREE SERVICE INC				5,699.95	593004	21209001	PROJ# 132636- ROUTINE CREWS HAZARD WORK LABOR 0301	Feb-2012
37,249	Other	WRIGHT TREE SERVICE INC				3,872.50	593004	21209001	EQUIP-303	Feb-2012
37,250	Other	WRIGHT TREE SERVICE INC				814.88	593004	21209001	PROJ# 132636- ROUTINE CREWS HAZARD WORK EQUIP 0303	Feb-2012
37,251	Other	WRIGHT TREE SERVICE INC				21,963.09	593004	21209101	PROJ# 132583- EXTERNAL CREWS HAZARD WORK LABOR 0301	MAR-2012
37,252	Other	WRIGHT TREE SERVICE INC				3,153.06	593004	21209101	PROJ# 132583- EXTERNAL CREWS HAZARD WORK EQUIP 0303	MAR-2012
37,253	Other	WRIGHT TREE SERVICE INC				21,857.10	593004	21209104	LABOR-301	Feb-2012
37,254	Other	WRIGHT TREE SERVICE INC				3,131.38	593004	21209104	EQUIP-303	Feb-2012
37,255	Other	WRIGHT TREE SERVICE INC				2,175.32	593004	21209601	PROJ# 132635- EXTERNAL MIDCYCLE CREW WORK LABOR 0301	MAR-2012
37,256	Other	WRIGHT TREE SERVICE INC				528.15	593004	21209601	PROJ# 132635- EXTERNAL MIDCYCLE CREW WORK EQUIP 0303	MAR-2012
37,257	Other	WRIGHT TREE SERVICE INC				953.16	593004	21209603	PROJ# 132636- ROUTINE CREWS HAZARD WORK LABOR 0301	Feb-2012
37,258	Other	WRIGHT TREE SERVICE INC				395.93	593004	21209603	PROJ# 132636- ROUTINE CREWS HAZARD WORK EQUIP 0303	Feb-2012
37,259	Other	WRIGHT TREE SERVICE INC				24,409.22	593004	21209606	LABOR-301	Feb-2012
37,260	Other	WRIGHT TREE SERVICE INC				6,665.07	593004	21209606	EQUIP-303	Feb-2012
37,261	Other	WRIGHT TREE SERVICE INC				2,103.29	593004	21209801	PROJ# 132635- EXTERNAL MIDCYCLE CREW WORK LABOR 0301	MAR-2012
37,262	Other	WRIGHT TREE SERVICE INC				190.17	593004	21209801	PROJ# 132635- EXTERNAL MIDCYCLE CREW WORK EQUIP 0303	MAR-2012
37,263	Other	WRIGHT TREE SERVICE INC				19,425.23	593004	21209803	PROJ# 132583- EXTERNAL CREWS HAZARD WORK LABOR 0301	MAR-2012
37,264	Other	WRIGHT TREE SERVICE INC				2,447.08	593004	21209803	PROJ# 132583- EXTERNAL CREWS HAZARD WORK EQUIP 0303	MAR-2012
37,265	Other	WRIGHT TREE SERVICE INC				4,341.04	593004	21216001	PROJ# 132636- ROUTINE CREWS HAZARD WORK LABOR 0301	Feb-2012
37,266	Other	WRIGHT TREE SERVICE INC				473.54	593004	21216001	PROJ# 132636- ROUTINE CREWS HAZARD WORK EQUIP 0303	Feb-2012
37,267	Other	WRIGHT TREE SERVICE INC				4,900.60	593004	21223010	PROJ# 132636- ROUTINE CREWS HAZARD WORK LABOR 0301	MAR-2012
37,268	Other	WRIGHT TREE SERVICE INC				385.20	593004	21223010	PROJ# 132636- ROUTINE CREWS HAZARD WORK EQUIP 0303	MAR-2012
37,269	Other	WRIGHT TREE SERVICE INC				28,953.18	593004	21223012	LABOR-301	MAR-2012
37,270	Other	WRIGHT TREE SERVICE INC				5,242.60	593004	21223012	EQUIP-303	MAR-2012
37,271	Other	WRIGHT TREE SERVICE INC				2,703.68	593004	21223012	PROJ# 132636- ROUTINE CREWS HAZARD WORK LABOR 0301	MAR-2012
37,272	Other	WRIGHT TREE SERVICE INC				327.43	593004	21223012	PROJ# 132636- ROUTINE CREWS HAZARD WORK EQUIP 0303	MAR-2012
37,273	Other	WRIGHT TREE SERVICE INC				20,338.68	593004	21223101	PROJ# 132583- EXTERNAL CREWS HAZARD WORK LABOR 0301	MAR-2012
37,274	Other	WRIGHT TREE SERVICE INC				3,026.70	593004	21223101	PROJ# 132583- EXTERNAL CREWS HAZARD WORK EQUIP 0303	MAR-2012
37,275	Other	WRIGHT TREE SERVICE INC				11,306.44	593004	21223104	PROJ# 132636- ROUTINE CREWS HAZARD WORK LABOR 0301	MAR-2012
37,276	Other	WRIGHT TREE SERVICE INC				1,128.40	593004	21223104	PROJ# 132636- ROUTINE CREWS HAZARD WORK EQUIP 0303	MAR-2012
37,277	Other	WRIGHT TREE SERVICE INC				11,989.92	593004	21223105	LABOR-301	MAR-2012
37,278	Other	WRIGHT TREE SERVICE INC				1,949.60	593004	21223105	EQUIP-303	MAR-2012
37,279	Other	WRIGHT TREE SERVICE INC				3,569.26	593004	21223601	PROJ# 132635- EXTERNAL MIDCYCLE CREW WORK LABOR 0301	MAR-2012
37,280	Other	WRIGHT TREE SERVICE INC				845.04	593004	21223601	PROJ# 132635- EXTERNAL MIDCYCLE CREW WORK EQUIP 0303	MAR-2012
37,281	Other	WRIGHT TREE SERVICE INC				7,119.08	593004	21223602	PROJ# 132583- EXTERNAL CREWS HAZARD WORK LABOR 0301	MAR-2012
37,282	Other	WRIGHT TREE SERVICE INC				1,690.08	593004	21223602	PROJ# 132583- EXTERNAL CREWS HAZARD WORK EQUIP 0303	MAR-2012
37,283	Other	WRIGHT TREE SERVICE INC				2,137.86	593004	21223603	PROJ# 132636- ROUTINE CREWS HAZARD WORK LABOR 0301	MAR-2012
37,284	Other	WRIGHT TREE SERVICE INC				825.42	593004	21223603	PROJ# 132636- ROUTINE CREWS HAZARD WORK EQUIP 0303	MAR-2012
37,285	Other	WRIGHT TREE SERVICE INC				23,438.12	593004	21223606	LABOR-301	MAR-2012
37,286	Other	WRIGHT TREE SERVICE INC				6,684.50	593004	21223606	EQUIP-303	MAR-2012
37,287	Other	WRIGHT TREE SERVICE INC				21,308.32	593004	21223801	PROJ# 132583- EXTERNAL CREWS HAZARD WORK LABOR 0301	MAR-2012
37,288	Other	WRIGHT TREE SERVICE INC				2,512.80	593004	21223801	PROJ# 132583- EXTERNAL CREWS HAZARD WORK EQUIP 0303	MAR-2012
37,289	Other	WRIGHT TREE SERVICE INC				1,617.53	593004	21289661	LABOR-301	Feb-2012
37,290	Other	WRIGHT TREE SERVICE INC				(933.19)	593004	21289663	LABOR-301	Feb-2012
37,291	Other	WRIGHT TREE SERVICE INC				13,583.97	593004	31110001	PROJ# 132583- HAZARD CREWS LABOR 301	APR-2011
37,292	Other	WRIGHT TREE SERVICE INC				2,113.23	593004	31110001	PROJ# 132583- HAZARD CREWS EQUIP. 303	APR-2011
37,293	Other	WRIGHT TREE SERVICE INC				1,343.00	593004	31110001	PROJ# 132635- MID CYCLE CREWS LABOR 301	APR-2011
37,294	Other	WRIGHT TREE SERVICE INC				285.72	593004	31110001	PROJ# 132635- MID CYCLE CREWS EQUIP. 303	APR-2011

KENTUCKY UTILITIES COMPANY
Case No. 2012- 00221
Analysis of Professional Services Expenses For the Test Year

(A)	(B)	(C)	(D)	(E)	(F)	(G)	(H)	(I)		
Line No.	Type	Vendor	Rate Case	Audit	Other	Total	Account	Invoice	Description	Period
37,295	Other	WRIGHT TREE SERVICE INC				267.04	594001	31111005	INVOICE NO. 3111005 - LABOR	APR-2011
37,296	Other	WRIGHT TREE SERVICE INC				38.52	594001	31111005	INVOICE NO. 3111005 - EQUIP	APR-2011
37,297	Other	WRIGHT TREE SERVICE INC				1,584.42	593004	31111601	PROJ# 132636- ROUTINE CREWS LABOR 301	APR-2011
37,298	Other	WRIGHT TREE SERVICE INC				588.24	593004	31111601	PROJ# 132636- ROUTINE CREWS EQUIP. 303	APR-2011
37,299	Other	WRIGHT TREE SERVICE INC				13,972.12	593004	31111603	LABOR-301	APR-2011
37,300	Other	WRIGHT TREE SERVICE INC				5,334.21	593004	31111603	EQUIP-303	APR-2011
37,301	Other	WRIGHT TREE SERVICE INC				1,114.23	593004	31111674	LABOR-301	Jun-2011
37,302	Other	WRIGHT TREE SERVICE INC				137.71	593004	31111674	EQUIP-303	Jun-2011
37,303	Other	WRIGHT TREE SERVICE INC				540.00	593004	31114205	EQUIP-303	APR-2011
37,304	Other	WRIGHT TREE SERVICE INC				180.00	593004	31114211	EQUIP-303	APR-2011
37,305	Other	WRIGHT TREE SERVICE INC				360.00	593004	31114222	EQUIP 0303	APR-2011
37,306	Other	WRIGHT TREE SERVICE INC				15,456.40	593004	31125001	PROJ# 132583- HAZARD CREWS LABOR 301	APR-2011
37,307	Other	WRIGHT TREE SERVICE INC				2,198.91	593004	31125001	PROJ# 132583- HAZARD CREWS EQUIP. 303	APR-2011
37,308	Other	WRIGHT TREE SERVICE INC				783.20	593004	31125001	PROJ# 132635- MID CYCLE CREWS LABOR 301	APR-2011
37,309	Other	WRIGHT TREE SERVICE INC				144.45	593004	31125001	PROJ# 132635- MID CYCLE CREWS EQUIP. 303	APR-2011
37,310	Other	WRIGHT TREE SERVICE INC				24,465.51	593004	31125004	LABOR-301	APR-2011
37,311	Other	WRIGHT TREE SERVICE INC				3,794.83	593004	31125004	EQUIP-303	APR-2011
37,312	Other	WRIGHT TREE SERVICE INC				892.15	593004	31125004	PROJ# 132636- ROUTINE CREWS LABOR 301	APR-2011
37,313	Other	WRIGHT TREE SERVICE INC				125.19	593004	31125004	PROJ# 132636- ROUTINE CREWS EQUIP. 303	APR-2011
37,314	Other	WRIGHT TREE SERVICE INC				25,122.73	593004	31125101	LABOR-301	APR-2011
37,315	Other	WRIGHT TREE SERVICE INC				4,074.63	593004	31125101	EQUIP-303	APR-2011
37,316	Other	WRIGHT TREE SERVICE INC				3,414.38	593004	31125102	PROJ# 132636- ROUTINE CREWS LABOR 301	APR-2011
37,317	Other	WRIGHT TREE SERVICE INC				422.00	593004	31125102	PROJ# 132636- ROUTINE CREWS EQUIP. 303	APR-2011
37,318	Other	WRIGHT TREE SERVICE INC				259.58	593004	31125601	PROJ# 132636- ROUTINE CREWS LABOR 301	APR-2011
37,319	Other	WRIGHT TREE SERVICE INC				178.50	593004	31125601	PROJ# 132636- ROUTINE CREWS EQUIP. 303	APR-2011
37,320	Other	WRIGHT TREE SERVICE INC				8,790.83	593004	31125602	LABOR-301	APR-2011
37,321	Other	WRIGHT TREE SERVICE INC				3,206.85	593004	31125602	EQUIP-303	APR-2011
37,322	Other	WRIGHT TREE SERVICE INC				182.56	593004	31131005	INVOICE NO. 31131005 - LABOR	APR-2011
37,323	Other	WRIGHT TREE SERVICE INC				23.08	593004	31131005	INVOICE NO. 31131005 - EQUIP	APR-2011
37,324	Other	WRIGHT TREE SERVICE INC				615.26	593004	31131102	INVOICE NO. 31131102 - LABOR	APR-2011
37,325	Other	WRIGHT TREE SERVICE INC				76.04	593004	31131102	INVOICE NO. 31131102 - EQUIP	APR-2011
37,326	Other	WRIGHT TREE SERVICE INC				339.52	593004	31201802	PROJ# 132635- EXTERNAL MIDCYCLE CREW WORK LABOR 0301	MAR-2012
37,327	Other	WRIGHT TREE SERVICE INC				38.52	593004	31201802	PROJ# 132635- EXTERNAL MIDCYCLE CREW WORK EQUIP 0303	MAR-2012
37,328	Other	WRIGHT TREE SERVICE INC				10,870.83	593004	31207030	PROJ# 132636- ROUTINE CREWS HAZARD WORK LABOR 0301	MAR-2012
37,329	Other	WRIGHT TREE SERVICE INC				2,864.50	593004	31207030	PROJ# 132636- ROUTINE CREWS HAZARD WORK EQUIP 0303	MAR-2012
37,330	Other	WRIGHT TREE SERVICE INC				780.85	593004	31207030	LABOR-301	MAR-2012
37,331	Other	WRIGHT TREE SERVICE INC				352.20	593004	31207030	EQUIP-303	MAR-2012
37,332	Other	WRIGHT TREE SERVICE INC				20,853.50	593004	31207101	PROJ# 132583- EXTERNAL CREWS HAZARD WORK LABOR 0301	MAR-2012
37,333	Other	WRIGHT TREE SERVICE INC				2,897.30	593004	31207101	PROJ# 132583- EXTERNAL CREWS HAZARD WORK EQUIP 0303	MAR-2012
37,334	Other	WRIGHT TREE SERVICE INC				6,193.10	593004	31207105	INVOICE NO. 31207105 - LABOR	MAR-2012
37,335	Other	WRIGHT TREE SERVICE INC				1,548.28	593004	31207105	INVOICE NO. 31207105 - EQUIP	MAR-2012
37,336	Other	WRIGHT TREE SERVICE INC				22,320.20	593004	31207106	LABOR-301	MAR-2012
37,337	Other	WRIGHT TREE SERVICE INC				3,195.85	593004	31207106	EQUIP-303	MAR-2012
37,338	Other	WRIGHT TREE SERVICE INC				1,696.98	593004	31207601	PROJ# 132635- EXTERNAL MIDCYCLE CREW WORK LABOR 0301	MAR-2012
37,339	Other	WRIGHT TREE SERVICE INC				506.64	593004	31207601	PROJ# 132635- EXTERNAL MIDCYCLE CREW WORK EQUIP 0303	MAR-2012
37,340	Other	WRIGHT TREE SERVICE INC				8,707.60	593004	31207602	PROJ# 132583- EXTERNAL CREWS HAZARD WORK LABOR 0301	MAR-2012
37,341	Other	WRIGHT TREE SERVICE INC				2,585.86	593004	31207602	PROJ# 132583- EXTERNAL CREWS HAZARD WORK EQUIP 0303	MAR-2012
37,342	Other	WRIGHT TREE SERVICE INC				1,716.48	593004	31207603	PROJ# 132636- ROUTINE CREWS HAZARD WORK LABOR 0301	MAR-2012
37,343	Other	WRIGHT TREE SERVICE INC				366.64	593004	31207603	PROJ# 132636- ROUTINE CREWS HAZARD WORK EQUIP 0303	MAR-2012
37,344	Other	WRIGHT TREE SERVICE INC				839.16	593004	31207606	INVOICE NO. 31207606 - LABOR	MAR-2012
37,345	Other	WRIGHT TREE SERVICE INC				67.41	593004	31207606	INVOICE NO. 31207606 - EQUIP	MAR-2012
37,346	Other	WRIGHT TREE SERVICE INC				12,433.40	593004	31207608	LABOR-301	MAR-2012
37,347	Other	WRIGHT TREE SERVICE INC				1,883.68	593004	31207608	EQUIP-303	MAR-2012
37,348	Other	WRIGHT TREE SERVICE INC				26,723.85	593004	31215032	LABOR-301	MAR-2012
37,349	Other	WRIGHT TREE SERVICE INC				3,451.88	593004	31215032	PROJ# 132636- ROUTINE CREWS HAZARD WORK LABOR 0301	MAR-2012
37,350	Other	WRIGHT TREE SERVICE INC				3,168.11	593004	31215032	EQUIP-303	MAR-2012
37,351	Other	WRIGHT TREE SERVICE INC				320.81	593004	31215032	PROJ# 132636- ROUTINE CREWS HAZARD WORK EQUIP 0303	MAR-2012
37,352	Other	WRIGHT TREE SERVICE INC				15,878.97	593004	41107001	PROJ# 132583- HAZARD CREWS LABOR 301	MAY-2011
37,353	Other	WRIGHT TREE SERVICE INC				1,993.41	593004	41107001	PROJ# 132583- HAZARD CREWS EQUIP. 303	MAY-2011
37,354	Other	WRIGHT TREE SERVICE INC				25,880.80	593004	41107005	LABOR-301	APR-2011

KENTUCKY UTILITIES COMPANY
Case No. 2012- 00221
Analysis of Professional Services Expenses For the Test Year

(A)	(B)	(C)	(D)	(E)	(F)	(G)	(H)	(I)		
Line No.	Type	Vendor	Rate Case	Audit	Other	Total	Account	Invoice	Description	Period
37,355	Other	WRIGHT TREE SERVICE INC				3,201.44	593004	41107005	EQUIP-303	APR-2011
37,356	Other	WRIGHT TREE SERVICE INC				2,857.21	593004	41107005	PROJ# 132636- ROUTINE CREWS LABOR 301	APR-2011
37,357	Other	WRIGHT TREE SERVICE INC				382.32	593004	41107005	PROJ# 132636- ROUTINE CREWS EQUIP. 303	APR-2011
37,358	Other	WRIGHT TREE SERVICE INC				25,958.28	593004	41107101	LABOR-301	APR-2011
37,359	Other	WRIGHT TREE SERVICE INC				4,607.03	593004	41107101	EQUIP-303	APR-2011
37,360	Other	WRIGHT TREE SERVICE INC				448.18	593004	41107102	PROJ# 132636- ROUTINE CREWS LABOR 301	APR-2011
37,361	Other	WRIGHT TREE SERVICE INC				62.60	593004	41107102	PROJ# 132636- ROUTINE CREWS EQUIP. 303	APR-2011
37,362	Other	WRIGHT TREE SERVICE INC				845.96	593004	41114004	INVOICE NO. 41114004 - LABOR	MAY-2011
37,363	Other	WRIGHT TREE SERVICE INC				170.51	593004	41114004	INVOICE NO. 41114004 - EQUIP	MAY-2011
37,364	Other	WRIGHT TREE SERVICE INC				819.87	593004	41114104	INVOICE NO. 41114104 - LABOR	MAY-2011
37,365	Other	WRIGHT TREE SERVICE INC				101.33	593004	41114104	INVOICE NO. 41114104 - EQUIP	MAY-2011
37,366	Other	WRIGHT TREE SERVICE INC				1,354.86	593004	41114601	PROJ# 132636- ROUTINE CREWS LABOR 301	MAY-2011
37,367	Other	WRIGHT TREE SERVICE INC				577.50	593004	41114601	PROJ# 132636- ROUTINE CREWS EQUIP. 303	MAY-2011
37,368	Other	WRIGHT TREE SERVICE INC				5,936.10	593004	41114603	LABOR-301	MAY-2011
37,369	Other	WRIGHT TREE SERVICE INC				1,830.30	593004	41114603	EQUIP-303	MAY-2011
37,370	Other	WRIGHT TREE SERVICE INC				40.00	593004	41115555	INVOICE NO. 41115555 - EQUIP	MAY-2011
37,371	Other	WRIGHT TREE SERVICE INC				352.70	593004	041120045	LABOR-301	MAY-2011
37,372	Other	WRIGHT TREE SERVICE INC				(10,806.81)	593004	041120046	LABOR-301	MAY-2011
37,373	Other	WRIGHT TREE SERVICE INC				(400.93)	593004	41120047	LABOR-301	MAY-2011
37,374	Other	WRIGHT TREE SERVICE INC				16,932.84	593004	41121001	PROJ# 132583- HAZARD CREWS LABOR 301	MAY-2011
37,375	Other	WRIGHT TREE SERVICE INC				1,714.14	593004	41121001	PROJ# 132583- HAZARD CREWS EQUIP. 303	MAY-2011
37,376	Other	WRIGHT TREE SERVICE INC				730.24	593004	41121004	PROJ# 132636- ROUTINE CREWS LABOR 301	MAY-2011
37,377	Other	WRIGHT TREE SERVICE INC				77.04	593004	41121004	PROJ# 132636- ROUTINE CREWS EQUIP. 303	MAY-2011
37,378	Other	WRIGHT TREE SERVICE INC				658.66	593004	41121005	INVOICE NO. 41121005 - LABOR	MAY-2011
37,379	Other	WRIGHT TREE SERVICE INC				36.48	593004	41121005	INVOICE NO. 41121005 - EQUIP	MAY-2011
37,380	Other	WRIGHT TREE SERVICE INC				565.26	593004	41121006	INVOICE NO. 41121006 - LABOR	Jun-2011
37,381	Other	WRIGHT TREE SERVICE INC				36.48	593004	41121006	INVOICE NO. 41121006 - EQUIP	Jun-2011
37,382	Other	WRIGHT TREE SERVICE INC				27,233.68	593004	41121007	LABOR-301	MAY-2011
37,383	Other	WRIGHT TREE SERVICE INC				2,867.37	593004	41121007	EQUIP-303	MAY-2011
37,384	Other	WRIGHT TREE SERVICE INC				1,050.85	593004	41121007	PROJ# 132636- ROUTINE CREWS LABOR 301	MAY-2011
37,385	Other	WRIGHT TREE SERVICE INC				144.45	593004	41121007	PROJ# 132636- ROUTINE CREWS EQUIP. 303	MAY-2011
37,386	Other	WRIGHT TREE SERVICE INC				19,235.54	593004	41121101	LABOR-301	MAY-2011
37,387	Other	WRIGHT TREE SERVICE INC				2,962.49	593004	41121101	EQUIP-303	MAY-2011
37,388	Other	WRIGHT TREE SERVICE INC				4,772.94	593004	41121601	PROJ# 132636- ROUTINE CREWS LABOR 301	MAY-2011
37,389	Other	WRIGHT TREE SERVICE INC				2,159.88	593004	41121601	PROJ# 132636- ROUTINE CREWS EQUIP. 303	MAY-2011
37,390	Other	WRIGHT TREE SERVICE INC				14,357.18	593004	41121604	LABOR-301	MAY-2011
37,391	Other	WRIGHT TREE SERVICE INC				4,180.38	593004	41121604	EQUIP-303	MAY-2011
37,392	Other	WRIGHT TREE SERVICE INC				2,194.84	593004	41128005	INVOICE NO. 41128005 - LABOR	MAY-2011
37,393	Other	WRIGHT TREE SERVICE INC				233.52	593004	41128005	INVOICE NO. 41128005 - EQUIP	MAY-2011
37,394	Other	WRIGHT TREE SERVICE INC				1,710.15	593004	41128006	INVOICE NO. 41128006 - LABOR	MAY-2011
37,395	Other	WRIGHT TREE SERVICE INC				123.35	593004	41128006	INVOICE NO. 41128006 - EQUIP	MAY-2011
37,396	Other	WRIGHT TREE SERVICE INC				218.30	593004	41128104	INVOICE NO. 41128104 - LABOR	MAY-2011
37,397	Other	WRIGHT TREE SERVICE INC				26.98	593004	41128104	INVOICE NO. 41128104 - EQUIP	MAY-2011
37,398	Other	WRIGHT TREE SERVICE INC				791.70	593004	51106001	PROJ# 132635- MID CYCLE CREWS LABOR 301	MAY-2011
37,399	Other	WRIGHT TREE SERVICE INC				125.19	593004	51106001	PROJ# 132635- MID CYCLE CREWS EQUIP. 303	MAY-2011
37,400	Other	WRIGHT TREE SERVICE INC				17,334.93	593004	51106002	PROJ# 132583- HAZARD CREWS LABOR 301	MAY-2011
37,401	Other	WRIGHT TREE SERVICE INC				1,637.10	593004	51106002	PROJ# 132583- HAZARD CREWS EQUIP. 303	MAY-2011
37,402	Other	WRIGHT TREE SERVICE INC				3,457.46	593004	51106006	INVOICE NO. 51106006 - LABOR	MAY-2011
37,403	Other	WRIGHT TREE SERVICE INC				133.76	593004	51106006	INVOICE NO. 51106006 - EQUIP	MAY-2011
37,404	Other	WRIGHT TREE SERVICE INC				32,671.87	593004	51106007	LABOR-301	MAY-2011
37,405	Other	WRIGHT TREE SERVICE INC				4,559.02	593004	51106007	PROJ# 132636- ROUTINE CREWS LABOR 301	MAY-2011
37,406	Other	WRIGHT TREE SERVICE INC				4,284.92	593004	51106007	EQUIP-303	MAY-2011
37,407	Other	WRIGHT TREE SERVICE INC				576.54	593004	51106007	PROJ# 132636- ROUTINE CREWS EQUIP. 303	MAY-2011
37,408	Other	WRIGHT TREE SERVICE INC				17,550.34	593004	51106101	LABOR-301	MAY-2011
37,409	Other	WRIGHT TREE SERVICE INC				3,671.11	593004	51106101	EQUIP-303	MAY-2011
37,410	Other	WRIGHT TREE SERVICE INC				340.16	593004	51106103	PROJ# 132636- ROUTINE CREWS LABOR 301	MAY-2011
37,411	Other	WRIGHT TREE SERVICE INC				120.72	593004	51106103	PROJ# 132636- ROUTINE CREWS EQUIP. 303	MAY-2011
37,412	Other	WRIGHT TREE SERVICE INC				2,297.50	593004	51106107	INVOICE NO. 51106107 - LABOR	MAY-2011
37,413	Other	WRIGHT TREE SERVICE INC				283.96	593004	51106107	INVOICE NO. 51106107 - EQUIP	MAY-2011
37,414	Other	WRIGHT TREE SERVICE INC				5,641.89	593004	51106601	PROJ# 132636- ROUTINE CREWS LABOR 301	MAY-2011

KENTUCKY UTILITIES COMPANY
Case No. 2012- 00221
Analysis of Professional Services Expenses For the Test Year

(A)	(B)	(C)	(D)	(E)	(F)	(G)	(H)	(I)		
Line No.	Type	Vendor	Rate Case	Audit	Other	Total	Account	Invoice	Description	Period
37,415	Other	WRIGHT TREE SERVICE INC				2,714.88	593004	51106601	PROJ# 132636- ROUTINE CREWS EQUIP. 303	MAY-2011
37,416	Other	WRIGHT TREE SERVICE INC				589.62	593004	51106603	INVOICE NO. 51106603 - LABOR	MAY-2011
37,417	Other	WRIGHT TREE SERVICE INC				205.74	593004	51106603	INVOICE NO. 51106603 - EQUIP	MAY-2011
37,418	Other	WRIGHT TREE SERVICE INC				10,318.49	593004	51106604	LABOR-301	MAY-2011
37,419	Other	WRIGHT TREE SERVICE INC				2,967.74	593004	51106604	EQUIP-303	MAY-2011
37,420	Other	WRIGHT TREE SERVICE INC				17,886.08	593004	51119001	PROJ# 132583- HAZARD CREWS LABOR 301	Jun-2011
37,421	Other	WRIGHT TREE SERVICE INC				1,829.70	593004	51119001	PROJ# 132583- HAZARD CREWS EQUIP. 303	Jun-2011
37,422	Other	WRIGHT TREE SERVICE INC				1,155.70	593004	51119003	PROJ# 132636- ROUTINE CREWS LABOR 301	Jun-2011
37,423	Other	WRIGHT TREE SERVICE INC				289.40	593004	51119003	PROJ# 132636- ROUTINE CREWS EQUIP. 303	Jun-2011
37,424	Other	WRIGHT TREE SERVICE INC				30,134.76	593004	51119004	LABOR-301	Jun-2011
37,425	Other	WRIGHT TREE SERVICE INC				4,024.17	593004	51119004	EQUIP-303	Jun-2011
37,426	Other	WRIGHT TREE SERVICE INC				1,593.20	593004	51119004	PROJ# 132636- ROUTINE CREWS LABOR 301	Jun-2011
37,427	Other	WRIGHT TREE SERVICE INC				211.86	593004	51119004	PROJ# 132636- ROUTINE CREWS EQUIP. 303	Jun-2011
37,428	Other	WRIGHT TREE SERVICE INC				1,797.40	593004	51119101	PROJ# 132583- HAZARD CREWS LABOR 301	Jun-2011
37,429	Other	WRIGHT TREE SERVICE INC				192.60	593004	51119101	PROJ# 132583- HAZARD CREWS EQUIP. 303	Jun-2011
37,430	Other	WRIGHT TREE SERVICE INC				20,912.71	593004	51119102	LABOR-301	Jun-2011
37,431	Other	WRIGHT TREE SERVICE INC				4,050.07	593004	51119102	EQUIP-303	Jun-2011
37,432	Other	WRIGHT TREE SERVICE INC				3,465.75	593004	51119601	PROJ# 132636- ROUTINE CREWS LABOR 301	Jun-2011
37,433	Other	WRIGHT TREE SERVICE INC				1,384.14	593004	51119601	PROJ# 132636- ROUTINE CREWS EQUIP. 303	Jun-2011
37,434	Other	WRIGHT TREE SERVICE INC				21,888.31	593004	51119603	LABOR-301	Jun-2011
37,435	Other	WRIGHT TREE SERVICE INC				5,498.37	593004	51119603	EQUIP-303	Jun-2011
37,436	Other	WRIGHT TREE SERVICE INC				7,472.87	593004	051125343	LABOR-301	MAY-2011
37,437	Other	WRIGHT TREE SERVICE INC				5,145.12	593004	051125344	EQUIP-303	MAY-2011
37,438	Other	WRIGHT TREE SERVICE INC				1,266.92	593004	051125345	PROJ# 132583- HAZARD CREWS EQUIP. 303	MAY-2011
37,439	Other	WRIGHT TREE SERVICE INC				10,113.80	593004	51125347	EQUIP-303	Jun-2011
37,440	Other	WRIGHT TREE SERVICE INC				547.62	593004	51127009	INVOICE NO. 51127009 - LABOR	Jun-2011
37,441	Other	WRIGHT TREE SERVICE INC				33.44	593004	51127009	INVOICE NO. 51127009 - EQUIP	Jun-2011
37,442	Other	WRIGHT TREE SERVICE INC				6,229.87	593004	51127101	EQUIP-303	Jun-2011
37,443	Other	WRIGHT TREE SERVICE INC				1,107.66	593004	51127103	PROJ# 132636- ROUTINE CREWS LABOR 301	Jun-2011
37,444	Other	WRIGHT TREE SERVICE INC				231.41	593004	51127103	PROJ# 132636- ROUTINE CREWS EQUIP. 303	Jun-2011
37,445	Other	WRIGHT TREE SERVICE INC				15,159.65	593004	61102002	PROJ# 132583- HAZARD CREWS LABOR 301	Jun-2011
37,446	Other	WRIGHT TREE SERVICE INC				1,954.89	593004	61102002	PROJ# 132583- HAZARD CREWS EQUIP. 303	Jun-2011
37,447	Other	WRIGHT TREE SERVICE INC				1,952.42	593004	61102006	PROJ# 132635- MID CYCLE CREWS LABOR 301	Jun-2011
37,448	Other	WRIGHT TREE SERVICE INC				279.27	593004	61102006	PROJ# 132635- MID CYCLE CREWS EQUIP. 303	Jun-2011
37,449	Other	WRIGHT TREE SERVICE INC				252.78	593004	61102007	INVOICE NO. 61102007 - LABOR	JUL-2011
37,450	Other	WRIGHT TREE SERVICE INC				38.62	593004	61102007	INVOICE NO. 61102007 - EQUIP	JUL-2011
37,451	Other	WRIGHT TREE SERVICE INC				628.37	593004	61102016	INVOICE NO. 61102016 - LABOR	JUL-2011
37,452	Other	WRIGHT TREE SERVICE INC				76.17	593004	61102016	INVOICE NO. 61102016 - EQUIP	JUL-2011
37,453	Other	WRIGHT TREE SERVICE INC				2,874.20	593004	61102101	LABOR-301	SEP-2011
37,454	Other	WRIGHT TREE SERVICE INC				663.96	593004	61102101	EQUIP-303	SEP-2011
37,455	Other	WRIGHT TREE SERVICE INC				6,202.94	593004	61102102	EQUIP-303	Jun-2011
37,456	Other	WRIGHT TREE SERVICE INC				578.20	593004	61102104	INVOICE NO. 61102104 - LABOR	Jun-2011
37,457	Other	WRIGHT TREE SERVICE INC				78.12	593004	61102104	INVOICE NO. 61102104 - EQUIP	Jun-2011
37,458	Other	WRIGHT TREE SERVICE INC				19,161.89	593004	61102105	LABOR-301	Jun-2011
37,459	Other	WRIGHT TREE SERVICE INC				3,277.62	593004	61102105	EQUIP-303	Jun-2011
37,460	Other	WRIGHT TREE SERVICE INC				2,480.30	593004	61102601	PROJ# 132636- ROUTINE CREWS LABOR 301	Jun-2011
37,461	Other	WRIGHT TREE SERVICE INC				473.55	593004	61102601	PROJ# 132636- ROUTINE CREWS EQUIP. 303	Jun-2011
37,462	Other	WRIGHT TREE SERVICE INC				19,318.21	593004	61102602	LABOR-301	Jun-2011
37,463	Other	WRIGHT TREE SERVICE INC				6,054.85	593004	61102602	EQUIP-303	Jun-2011
37,464	Other	WRIGHT TREE SERVICE INC				816.48	593004	61109103	PROJ# 132636- ROUTINE CREWS LABOR 301	Jun-2011
37,465	Other	WRIGHT TREE SERVICE INC				117.62	593004	61109103	PROJ# 132636- ROUTINE CREWS EQUIP. 303	Jun-2011
37,466	Other	WRIGHT TREE SERVICE INC				3,357.34	593004	61116001	PROJ# 132635- MID CYCLE CREWS LABOR 301	JUL-2011
37,467	Other	WRIGHT TREE SERVICE INC				380.39	593004	61116001	PROJ# 132635- MID CYCLE CREWS EQUIP. 303	JUL-2011
37,468	Other	WRIGHT TREE SERVICE INC				15,398.06	593004	61116002	PROJ# 132583- HAZARD CREWS LABOR 301	JUL-2011
37,469	Other	WRIGHT TREE SERVICE INC				1,584.14	593004	61116002	PROJ# 132583- HAZARD CREWS EQUIP. 303	JUL-2011
37,470	Other	WRIGHT TREE SERVICE INC				319.69	935403	61116004	INVOICE NO. 61116004 - LABOR	JUL-2011
37,471	Other	WRIGHT TREE SERVICE INC				33.71	935403	61116004	INVOICE NO. 61116004 - EQUIP	JUL-2011
37,472	Other	WRIGHT TREE SERVICE INC				30,189.28	593004	61116005	LABOR-301	JUL-2011
37,473	Other	WRIGHT TREE SERVICE INC				4,508.12	593004	61116005	EQUIP-303	JUL-2011
37,474	Other	WRIGHT TREE SERVICE INC				995.79	593004	61116005	PROJ# 132636- ROUTINE CREWS LABOR 301	JUL-2011

KENTUCKY UTILITIES COMPANY
Case No. 2012- 00221
Analysis of Professional Services Expenses For the Test Year

(A)	(B)	(C)	(D)	(E)	(F)	(G)	(H)	(I)		
Line No.	Type	Vendor	Rate Case	Audit	Other	Total	Account	Invoice	Description	Period
37,475	Other	WRIGHT TREE SERVICE INC				134.82	593004	61116005	PROJ# 132636- ROUTINE CREWS EQUIP. 303	JUL-2011
37,476	Other	WRIGHT TREE SERVICE INC				6,277.58	593004	61116102	PROJ# 132636- ROUTINE CREWS LABOR 301	JUL-2011
37,477	Other	WRIGHT TREE SERVICE INC				1,078.66	593004	61116102	PROJ# 132636- ROUTINE CREWS EQUIP. 303	JUL-2011
37,478	Other	WRIGHT TREE SERVICE INC				18,505.70	593004	61116104	LABOR-301	JUL-2011
37,479	Other	WRIGHT TREE SERVICE INC				3,038.30	593004	61116104	EQUIP-303	JUL-2011
37,480	Other	WRIGHT TREE SERVICE INC				2,846.75	593004	61116601	PROJ# 132636- ROUTINE CREWS LABOR 301	JUL-2011
37,481	Other	WRIGHT TREE SERVICE INC				971.70	593004	61116601	PROJ# 132636- ROUTINE CREWS EQUIP. 303	JUL-2011
37,482	Other	WRIGHT TREE SERVICE INC				936.07	593004	61116602	INVOICE NO. 61116602 - LABOR	JUL-2011
37,483	Other	WRIGHT TREE SERVICE INC				287.84	593004	61116602	INVOICE NO. 61116602 - EQUIP	JUL-2011
37,484	Other	WRIGHT TREE SERVICE INC				19,155.26	593004	61116603	LABOR-301	JUL-2011
37,485	Other	WRIGHT TREE SERVICE INC				8,482.24	593004	61116603	EQUIP-303	JUL-2011
37,486	Other	WRIGHT TREE SERVICE INC				315.21	593004	61123007	INVOICE NO. 61123007 - LABOR	JUL-2011
37,487	Other	WRIGHT TREE SERVICE INC				67.59	593004	61123007	INVOICE NO. 61123007 - EQUIP	JUL-2011
37,488	Other	WRIGHT TREE SERVICE INC				30,995.62	593004	61130001	LABOR-301	AUG-2011
37,489	Other	WRIGHT TREE SERVICE INC				4,762.54	593004	61130001	EQUIP-303	AUG-2011
37,490	Other	WRIGHT TREE SERVICE INC				9,909.52	593004	61130002	PROJ# 132635- MID CYCLE CREWS LABOR 301	JUL-2011
37,491	Other	WRIGHT TREE SERVICE INC				943.74	593004	61130002	PROJ# 132635- MID CYCLE CREWS EQUIP. 303	JUL-2011
37,492	Other	WRIGHT TREE SERVICE INC				12,869.82	593004	61130003	PROJ# 132583- HAZARD CREWS LABOR 301	JUL-2011
37,493	Other	WRIGHT TREE SERVICE INC				1,367.46	593004	61130003	PROJ# 132583- HAZARD CREWS EQUIP. 303	JUL-2011
37,494	Other	WRIGHT TREE SERVICE INC				3,355.52	593004	61130101	PROJ# 132636- ROUTINE CREWS LABOR 301	JUL-2011
37,495	Other	WRIGHT TREE SERVICE INC				728.14	593004	61130101	PROJ# 132636- ROUTINE CREWS EQUIP. 303	JUL-2011
37,496	Other	WRIGHT TREE SERVICE INC				4,782.68	593004	61130105	LABOR-301	JUL-2011
37,497	Other	WRIGHT TREE SERVICE INC				713.21	593004	61130105	EQUIP-303	JUL-2011
37,498	Other	WRIGHT TREE SERVICE INC				4,367.34	593004	61130601	PROJ# 132636- ROUTINE CREWS LABOR 301	JUL-2011
37,499	Other	WRIGHT TREE SERVICE INC				1,346.70	593004	61130601	PROJ# 132636- ROUTINE CREWS EQUIP. 303	JUL-2011
37,500	Other	WRIGHT TREE SERVICE INC				20,001.13	593004	61130602	LABOR-301	JUL-2011
37,501	Other	WRIGHT TREE SERVICE INC				7,956.50	593004	61130602	EQUIP-303	JUL-2011
37,502	Other	WRIGHT TREE SERVICE INC				270.00	593004	61136591	PROJ# 132583- HAZARD CREWS EQUIP. 303	JUL-2011
37,503	Other	WRIGHT TREE SERVICE INC				450.00	593004	61136594	EQUIP-303	AUG-2011
37,504	Other	WRIGHT TREE SERVICE INC				450.00	593004	61136599	EQUIP-303	JUL-2011
37,505	Other	WRIGHT TREE SERVICE INC				450.00	593004	61136611	EQUIP-303	JUL-2011
37,506	Other	WRIGHT TREE SERVICE INC				9,739.08	593004	71113001	PROJ# 132635- MID CYCLE CREWS LABOR 301	AUG-2011
37,507	Other	WRIGHT TREE SERVICE INC				1,580.40	593004	71113001	PROJ# 132635- MID CYCLE CREWS LABOR 301	AUG-2011
37,508	Other	WRIGHT TREE SERVICE INC				1,080.12	593004	71113001	PROJ# 132635- MID CYCLE CREWS EQUIP. 303	AUG-2011
37,509	Other	WRIGHT TREE SERVICE INC				242.70	593004	71113001	PROJ# 132635- MID CYCLE CREWS EQUIP. 303	AUG-2011
37,510	Other	WRIGHT TREE SERVICE INC				12,466.99	593004	71113002	PROJ# 132583- HAZARD CREWS LABOR 301	AUG-2011
37,511	Other	WRIGHT TREE SERVICE INC				1,926.12	593004	71113002	PROJ# 132583- HAZARD CREWS EQUIP. 303	AUG-2011
37,512	Other	WRIGHT TREE SERVICE INC				2,849.11	593004	71113006	INVOICE NO. 71113006 - LABOR	AUG-2011
37,513	Other	WRIGHT TREE SERVICE INC				390.75	593004	71113006	INVOICE NO. 71113006 - EQUIP	AUG-2011
37,514	Other	WRIGHT TREE SERVICE INC				31,169.84	593004	71113007	LABOR-301	AUG-2011
37,515	Other	WRIGHT TREE SERVICE INC				4,451.78	593004	71113007	EQUIP-303	AUG-2011
37,516	Other	WRIGHT TREE SERVICE INC				18,411.78	593004	71113102	LABOR-301	JUL-2011
37,517	Other	WRIGHT TREE SERVICE INC				1,543.44	593004	71113102	EQUIP-303	JUL-2011
37,518	Other	WRIGHT TREE SERVICE INC				3,488.59	593004	71113601	PROJ# 132636- ROUTINE CREWS LABOR 301	AUG-2011
37,519	Other	WRIGHT TREE SERVICE INC				2,447.34	593004	71113601	PROJ# 132636- ROUTINE CREWS EQUIP. 303	AUG-2011
37,520	Other	WRIGHT TREE SERVICE INC				19,881.59	593004	71113603	LABOR-301	AUG-2011
37,521	Other	WRIGHT TREE SERVICE INC				8,798.26	593004	71113603	EQUIP-303	AUG-2011
37,522	Other	WRIGHT TREE SERVICE INC				2,678.22	593004	71128005	INVOICE NO. 71128005 - LABOR	AUG-2011
37,523	Other	WRIGHT TREE SERVICE INC				370.24	593004	71128005	INVOICE NO. 71128005 - EQUIP	AUG-2011
37,524	Other	WRIGHT TREE SERVICE INC				27,071.04	593004	71128101	LABOR-301	AUG-2011
37,525	Other	WRIGHT TREE SERVICE INC				2,466.78	593004	71128101	EQUIP-303	AUG-2011
37,526	Other	WRIGHT TREE SERVICE INC				(173.79)	593004	071143800	EQUIP-303	AUG-2011
37,527	Other	WRIGHT TREE SERVICE INC				1,978.11	593004	071143971	LABOR-301	AUG-2011
37,528	Other	WRIGHT TREE SERVICE INC				(7,107.51)	593004	071143972	LABOR-301	AUG-2011
37,529	Other	WRIGHT TREE SERVICE INC				764.65	593004	71143974	LABOR-301	AUG-2011
37,530	Other	WRIGHT TREE SERVICE INC				2,349.04	593004	81104101	PROJ# 132635- MID CYCLE CREWS LABOR 301	AUG-2011
37,531	Other	WRIGHT TREE SERVICE INC				368.28	593004	81104101	PROJ# 132635- MID CYCLE CREWS EQUIP. 303	AUG-2011
37,532	Other	WRIGHT TREE SERVICE INC				9,350.86	593004	81110001	PROJ# 132635- MID CYCLE CREWS LABOR 301	SEP-2011
37,533	Other	WRIGHT TREE SERVICE INC				1,363.88	593004	81110001	PROJ# 132635- MID CYCLE CREWS EQUIP. 303	SEP-2011
37,534	Other	WRIGHT TREE SERVICE INC				17,539.56	593004	81110002	PROJ# 132583- HAZARD CREWS LABOR 301	SEP-2011

KENTUCKY UTILITIES COMPANY
Case No. 2012- 00221
Analysis of Professional Services Expenses For the Test Year

(A)	(B)	(C)	(D)	(E)	(F)	(G)	(H)	(I)		
Line No.	Type	Vendor	Rate Case	Audit	Other	Total	Account	Invoice	Description	Period
37,535	Other	WRIGHT TREE SERVICE INC				4,384.89	593004	81110002	PROJ# 132583- HAZARD CREWS EQUIP. 303	SEP-2011
37,536	Other	WRIGHT TREE SERVICE INC				1,646.84	593004	81110006	INVOICE NO. 81118006 - LABOR	SEP-2011
37,537	Other	WRIGHT TREE SERVICE INC				64.86	593004	81110006	INVOICE NO. 81118006 - EQUIP	SEP-2011
37,538	Other	WRIGHT TREE SERVICE INC				34,189.86	593004	81110007	LABOR-301	AUG-2011
37,539	Other	WRIGHT TREE SERVICE INC				4,590.08	593004	81110007	EQUIP-303	AUG-2011
37,540	Other	WRIGHT TREE SERVICE INC				27,055.28	593004	81110601	LABOR-301	SEP-2011
37,541	Other	WRIGHT TREE SERVICE INC				9,465.46	593004	81110601	EQUIP-303	SEP-2011
37,542	Other	WRIGHT TREE SERVICE INC				4,259.97	593004	81111101	PROJ# 132635- MID CYCLE CREWS LABOR 301	SEP-2011
37,543	Other	WRIGHT TREE SERVICE INC				365.94	593004	81111101	PROJ# 132635- MID CYCLE CREWS EQUIP. 303	SEP-2011
37,544	Other	WRIGHT TREE SERVICE INC				2,652.59	593004	81111103	PROJ# 132636- ROUTINE CREWS LABOR 301	AUG-2011
37,545	Other	WRIGHT TREE SERVICE INC				890.00	593004	81111103	PROJ# 132636- ROUTINE CREWS EQUIP. 303	AUG-2011
37,546	Other	WRIGHT TREE SERVICE INC				33,573.54	593004	81111104	LABOR-301	AUG-2011
37,547	Other	WRIGHT TREE SERVICE INC				2,452.12	593004	81111104	EQUIP-303	AUG-2011
37,548	Other	WRIGHT TREE SERVICE INC				2,360.53	593004	81118006	INVOICE NO. 81118006 - LABOR	OCT-2011
37,549	Other	WRIGHT TREE SERVICE INC				174.52	593004	81118006	INVOICE NO. 81118006 - EQUIP	OCT-2011
37,550	Other	WRIGHT TREE SERVICE INC				410.63	593004	81118007	INVOICE NO. 81118007 - LABOR	SEP-2011
37,551	Other	WRIGHT TREE SERVICE INC				25.39	593004	81118007	INVOICE NO. 81118007 - EQUIP	SEP-2011
37,552	Other	WRIGHT TREE SERVICE INC				372.96	593004	81119601	PROJ# 132636- ROUTINE CREWS LABOR 301	SEP-2011
37,553	Other	WRIGHT TREE SERVICE INC				120.72	593004	81119601	PROJ# 132636- ROUTINE CREWS EQUIP. 303	SEP-2011
37,554	Other	WRIGHT TREE SERVICE INC				7,566.37	593004	81127001	PROJ# 132635- MID CYCLE CREWS LABOR 301	SEP-2011
37,555	Other	WRIGHT TREE SERVICE INC				972.03	593004	81127001	PROJ# 132635- MID CYCLE CREWS EQUIP. 303	SEP-2011
37,556	Other	WRIGHT TREE SERVICE INC				16,610.43	593004	81127002	PROJ# 132583- HAZARD CREWS LABOR 301	SEP-2011
37,557	Other	WRIGHT TREE SERVICE INC				1,810.44	593004	81127002	PROJ# 132583- HAZARD CREWS EQUIP. 303	SEP-2011
37,558	Other	WRIGHT TREE SERVICE INC				19,782.17	593004	81127005	INVOICE NO. 81127005 - LABOR	OCT-2011
37,559	Other	WRIGHT TREE SERVICE INC				1,845.06	593004	81127005	INVOICE NO. 81127005 - EQUIP	OCT-2011
37,560	Other	WRIGHT TREE SERVICE INC				28,306.16	593004	81127006	LABOR-301	SEP-2011
37,561	Other	WRIGHT TREE SERVICE INC				3,916.31	593004	81127006	EQUIP-303	SEP-2011
37,562	Other	WRIGHT TREE SERVICE INC				26,300.70	593004	81127101	LABOR-301	SEP-2011
37,563	Other	WRIGHT TREE SERVICE INC				2,793.90	593004	81127101	EQUIP-303	SEP-2011
37,564	Other	WRIGHT TREE SERVICE INC				18,068.42	593004	81127602	LABOR-301	SEP-2011
37,565	Other	WRIGHT TREE SERVICE INC				6,658.88	593004	81127602	EQUIP-303	SEP-2011
37,566	Other	WRIGHT TREE SERVICE INC				279.72	593004	81151077	PROJ# 132636- ROUTINE CREWS LABOR 301	SEP-2011
37,567	Other	WRIGHT TREE SERVICE INC				207.00	593004	81151077	PROJ# 132636- ROUTINE CREWS EQUIP. 303	SEP-2011
37,568	Other	WRIGHT TREE SERVICE INC				190.68	593004	91101006	INVOICE NO. 91101006 - LABOR	OCT-2011
37,569	Other	WRIGHT TREE SERVICE INC				12.16	593004	91101006	INVOICE NO. 91101006 - EQUIP	OCT-2011
37,570	Other	WRIGHT TREE SERVICE INC				4,621.28	593004	91110002	PROJ# 132635- MID CYCLE CREWS LABOR 301	OCT-2011
37,571	Other	WRIGHT TREE SERVICE INC				510.39	593004	91110002	PROJ# 132635- MID CYCLE CREWS EQUIP. 303	OCT-2011
37,572	Other	WRIGHT TREE SERVICE INC				19,697.72	593004	91110003	PROJ# 132583- HAZARD CREWS LABOR 301	OCT-2011
37,573	Other	WRIGHT TREE SERVICE INC				2,112.24	593004	91110003	PROJ# 132583- HAZARD CREWS EQUIP. 303	OCT-2011
37,574	Other	WRIGHT TREE SERVICE INC				29,429.77	593004	91110006	LABOR-301	SEP-2011
37,575	Other	WRIGHT TREE SERVICE INC				4,181.02	593004	91110006	EQUIP-303	SEP-2011
37,576	Other	WRIGHT TREE SERVICE INC				1,060.73	593004	91110103	LABOR-301	SEP-2011
37,577	Other	WRIGHT TREE SERVICE INC				117.86	593004	91110103	EQUIP-303	SEP-2011
37,578	Other	WRIGHT TREE SERVICE INC				16,521.52	593004	91110105	LABOR-301	SEP-2011
37,579	Other	WRIGHT TREE SERVICE INC				2,455.26	593004	91110105	EQUIP-303	SEP-2011
37,580	Other	WRIGHT TREE SERVICE INC				17,097.20	593004	91110601	LABOR-301	SEP-2011
37,581	Other	WRIGHT TREE SERVICE INC				7,203.87	593004	91110601	EQUIP-303	SEP-2011
37,582	Other	WRIGHT TREE SERVICE INC				32,077.50	593004	91122001	LABOR-301	OCT-2011
37,583	Other	WRIGHT TREE SERVICE INC				5,198.51	593004	91122001	EQUIP-303	OCT-2011
37,584	Other	WRIGHT TREE SERVICE INC				2,192.54	593004	91122002	PROJ# 132635- MID CYCLE CREWS EQUIP. 303	Dec-2011
37,585	Other	WRIGHT TREE SERVICE INC				1,406.85	593004	91122002	PROJ# 132635- MID CYCLE CREWS LABOR 301	Dec-2011
37,586	Other	WRIGHT TREE SERVICE INC				31,651.80	593004	91122003	PROJ# 132583- HAZARD CREWS LABOR 301	OCT-2011
37,587	Other	WRIGHT TREE SERVICE INC				3,964.89	593004	91122003	PROJ# 132583- HAZARD CREWS EQUIP. 303	OCT-2011
37,588	Other	WRIGHT TREE SERVICE INC				143.96	593002	91122006	INVOICE NO. 91122006 - LABOR	OCT-2011
37,589	Other	WRIGHT TREE SERVICE INC				19.26	593002	91122006	INVOICE NO. 91122006 - EQUIP	OCT-2011
37,590	Other	WRIGHT TREE SERVICE INC				13,881.61	593004	91122101	LABOR-301	OCT-2011
37,591	Other	WRIGHT TREE SERVICE INC				2,332.61	593004	91122101	EQUIP-303	OCT-2011
37,592	Other	WRIGHT TREE SERVICE INC				2,378.74	593004	91122601	PROJ# 132636- ROUTINE CREWS LABOR 301	OCT-2011
37,593	Other	WRIGHT TREE SERVICE INC				1,030.50	593004	91122601	PROJ# 132636- ROUTINE CREWS EQUIP. 303	OCT-2011
37,594	Other	WRIGHT TREE SERVICE INC				25,015.28	593004	91122603	LABOR-301	OCT-2011

KENTUCKY UTILITIES COMPANY
Case No. 2012- 00221
Analysis of Professional Services Expenses For the Test Year

(A)	(B)	(C)	(D)	(E)	(F)	(G)	(H)	(I)		
Line No.	Type	Vendor	Rate Case	Audit	Other	Total	Account	Invoice	Description	Period
37,595	Other	WRIGHT TREE SERVICE INC				11,398.21	593004	91122603	EQUIP-303	OCT-2011
37,596	Other	WRIGHT TREE SERVICE INC				417.37	593004	91129102	PROJ# 132636- ROUTINE CREWS LABOR 301	OCT-2011
37,597	Other	WRIGHT TREE SERVICE INC				51.58	593004	91129102	PROJ# 132636- ROUTINE CREWS EQUIP. 303	OCT-2011
37,598	Other	WRIGHT TREE SERVICE INC				6,280.56	593004	91159309	EQUIP-303	OCT-2011
37,599	Other	WRIGHT TREE SERVICE INC				360.00	593004	91161202	PROJ# 132583- HAZARD CREWS EQUIP. 303	OCT-2011
37,600	Other	WRIGHT TREE SERVICE INC				360.00	593004	91161206	EQUIP-303	OCT-2011
37,601	Other	WRIGHT TREE SERVICE INC				270.00	593004	91161210	EQUIP-303	OCT-2011
37,602	Other	WRIGHT TREE SERVICE INC				450.00	593004	91161222	EQUIP-303	OCT-2011
37,603	Other	WRIGHT TREE SERVICE INC				5,761.46	593004	101106001	PROJ# 132583- HAZARD CREWS LABOR 301	OCT-2011
37,604	Other	WRIGHT TREE SERVICE INC				552.69	593004	101106001	PROJ# 132583- HAZARD CREWS EQUIP. 303	OCT-2011
37,605	Other	WRIGHT TREE SERVICE INC				28,082.99	593004	101106002	PROJ# 132583- HAZARD CREWS LABOR 301	NOV-2011
37,606	Other	WRIGHT TREE SERVICE INC				7,020.75	593004	101106002	PROJ# 132583- HAZARD CREWS EQUIP. 303	NOV-2011
37,607	Other	WRIGHT TREE SERVICE INC				1,453.75	593004	101106006	INVOICE NO. 101106006 - LABOR	NOV-2011
37,608	Other	WRIGHT TREE SERVICE INC				48.64	593004	101106006	INVOICE NO. 101106006 - EQUIP	NOV-2011
37,609	Other	WRIGHT TREE SERVICE INC				36,639.51	593004	101106007	LABOR-301	OCT-2011
37,610	Other	WRIGHT TREE SERVICE INC				6,222.95	593004	101106007	EQUIP-303	OCT-2011
37,611	Other	WRIGHT TREE SERVICE INC				19,586.46	593004	101106101	LABOR-301	OCT-2011
37,612	Other	WRIGHT TREE SERVICE INC				3,238.85	593004	101106101	EQUIP-303	OCT-2011
37,613	Other	WRIGHT TREE SERVICE INC				15,237.65	593004	101106102	PROJ# 132636- ROUTINE CREWS LABOR 301	OCT-2011
37,614	Other	WRIGHT TREE SERVICE INC				1,002.92	593004	101106102	PROJ# 132636- ROUTINE CREWS EQUIP. 303	OCT-2011
37,615	Other	WRIGHT TREE SERVICE INC				5,469.84	593004	101106601	PROJ# 132583- ROUTINE CREWS LABOR 301	OCT-2011
37,616	Other	WRIGHT TREE SERVICE INC				2,012.24	593004	101106601	PROJ# 132583- ROUTINE CREWS EQUIP. 303	OCT-2011
37,617	Other	WRIGHT TREE SERVICE INC				791.42	593004	101106602	LABOR-301	NOV-2011
37,618	Other	WRIGHT TREE SERVICE INC				332.04	593004	101106602	PROJ# 132636- ROUTINE CREWS EQUIP. 303	NOV-2011
37,619	Other	WRIGHT TREE SERVICE INC				30,012.96	593004	101106603	LABOR-301	OCT-2011
37,620	Other	WRIGHT TREE SERVICE INC				12,507.59	593004	101106603	EQUIP-303	OCT-2011
37,621	Other	WRIGHT TREE SERVICE INC				35,253.15	593004	101121001	PROJ# 132583- HAZARD CREWS LABOR 301	Dec-2011
37,622	Other	WRIGHT TREE SERVICE INC				4,733.73	593004	101121001	PROJ# 132583- HAZARD CREWS EQUIP. 303	Dec-2011
37,623	Other	WRIGHT TREE SERVICE INC				34,330.13	593004	101121007	LABOR-301	NOV-2011
37,624	Other	WRIGHT TREE SERVICE INC				12,858.04	593004	101121007	EQUIP-303	NOV-2011
37,625	Other	WRIGHT TREE SERVICE INC				4,819.40	593004	101121101	PROJ# 132636- ROUTINE CREWS LABOR 301	NOV-2011
37,626	Other	WRIGHT TREE SERVICE INC				729.40	593004	101121101	PROJ# 132636- ROUTINE CREWS EQUIP. 303	NOV-2011
37,627	Other	WRIGHT TREE SERVICE INC				21,413.62	593004	101121103	LABOR-301	NOV-2011
37,628	Other	WRIGHT TREE SERVICE INC				3,003.94	593004	101121103	EQUIP-303	NOV-2011
37,629	Other	WRIGHT TREE SERVICE INC				8,133.52	593004	101121601	PROJ# 132583- ROUTINE CREWS LABOR 301	NOV-2011
37,630	Other	WRIGHT TREE SERVICE INC				1,682.38	593004	101121601	PROJ# 132583- ROUTINE CREWS EQUIP. 303	NOV-2011
37,631	Other	WRIGHT TREE SERVICE INC				667.60	593004	101121602	LABOR-301	NOV-2011
37,632	Other	WRIGHT TREE SERVICE INC				345.00	593004	101121602	EQUIP-303	NOV-2011
37,633	Other	WRIGHT TREE SERVICE INC				27,685.33	593004	101121603	LABOR-301	NOV-2011
37,634	Other	WRIGHT TREE SERVICE INC				7,972.62	593004	101121603	EQUIP-303	NOV-2011
37,635	Other	WRIGHT TREE SERVICE INC				(1,774.76)	593004	101167122	LABOR-301	OCT-2011
37,636	Other	WRIGHT TREE SERVICE INC				43,241.26	593004	111104001	PROJ# 132583- HAZARD CREWS LABOR 301	Jan-2012
37,637	Other	WRIGHT TREE SERVICE INC				4,935.06	593004	111104001	PROJ# 132583- HAZARD CREWS EQUIP. 303	Jan-2012
37,638	Other	WRIGHT TREE SERVICE INC				29,273.70	593004	111104005	LABOR-301	Dec-2011
37,639	Other	WRIGHT TREE SERVICE INC				5,714.82	593004	111104005	PROJ# 132636- ROUTINE CREWS LABOR 301	Dec-2011
37,640	Other	WRIGHT TREE SERVICE INC				5,133.22	593004	111104005	EQUIP-303	Dec-2011
37,641	Other	WRIGHT TREE SERVICE INC				1,014.72	593004	111104005	PROJ# 132636- ROUTINE CREWS EQUIP. 303	Dec-2011
37,642	Other	WRIGHT TREE SERVICE INC				7,018.62	593004	111104101	PROJ# 132636- ROUTINE CREWS LABOR 301	NOV-2011
37,643	Other	WRIGHT TREE SERVICE INC				698.56	593004	111104101	PROJ# 132636- ROUTINE CREWS EQUIP. 303	NOV-2011
37,644	Other	WRIGHT TREE SERVICE INC				23,667.70	593004	111104105	LABOR-301	NOV-2011
37,645	Other	WRIGHT TREE SERVICE INC				3,343.50	593004	111104105	EQUIP-303	NOV-2011
37,646	Other	WRIGHT TREE SERVICE INC				21,952.59	593004	111104601	LABOR-301	NOV-2011
37,647	Other	WRIGHT TREE SERVICE INC				6,432.00	593004	111104601	EQUIP-303	NOV-2011
37,648	Other	WRIGHT TREE SERVICE INC				326.34	593004	111104604	LABOR-301	NOV-2011
37,649	Other	WRIGHT TREE SERVICE INC				160.02	593004	111104604	EQUIP-303	NOV-2011
37,650	Other	WRIGHT TREE SERVICE INC				354.60	593004	111109102	PROJ# 132583- HAZARD CREWS LABOR 301	Dec-2011
37,651	Other	WRIGHT TREE SERVICE INC				65.52	593004	111109102	PROJ# 132583- HAZARD CREWS EQUIP. 303	Dec-2011
37,652	Other	WRIGHT TREE SERVICE INC				29,208.79	593004	111118005	LABOR-301	Dec-2011
37,653	Other	WRIGHT TREE SERVICE INC				4,657.77	593004	111118005	EQUIP-303	Dec-2011
37,654	Other	WRIGHT TREE SERVICE INC				3,747.49	593004	111118005	PROJ# 132636- ROUTINE CREWS LABOR 301	Dec-2011

KENTUCKY UTILITIES COMPANY
Case No. 2012- 00221
Analysis of Professional Services Expenses For the Test Year

(A)	(B)	(C)	(D)	(E)	(F)	(G)	(H)	(I)		
Line No.	Type	Vendor	Rate Case	Audit	Other	Total	Account	Invoice	Description	Period
37,655	Other	WRIGHT TREE SERVICE INC				365.44	593004	111118005	PROJ# 132636- ROUTINE CREWS EQUIP. 303	Dec-2011
37,656	Other	WRIGHT TREE SERVICE INC				26,826.75	593004	111118103	LABOR-301	Dec-2011
37,657	Other	WRIGHT TREE SERVICE INC				2,122.02	593004	111118103	EQUIP-303	Dec-2011
37,658	Other	WRIGHT TREE SERVICE INC				19,423.16	593004	111118601	PROJ# 132583- ROUTINE CREWS LABOR 301	Dec-2011
37,659	Other	WRIGHT TREE SERVICE INC				5,130.74	593004	111118601	PROJ# 132583- ROUTINE CREWS EQUIP. 303	Dec-2011
37,660	Other	WRIGHT TREE SERVICE INC				10,172.40	593004	111118604	LABOR-301	Dec-2011
37,661	Other	WRIGHT TREE SERVICE INC				2,560.10	593004	111118604	EQUIP-303	Dec-2011
37,662	Other	WRIGHT TREE SERVICE INC				9,033.88	593004	111173268	EQUIP-303	Dec-2011
37,663	Other	WRIGHT TREE SERVICE INC				4,942.10	593004	111173269	PROJ# 132583- HAZARD CREWS EQUIP. 303	Dec-2011
37,664	Other	WRIGHT TREE SERVICE INC				3,332.01	593004	111173270	EQUIP-303	NOV-2011
37,665	Other	WRIGHT TREE SERVICE INC				215.27	593004	111173271	PROJ# 132583- HAZARD CREWS EQUIP. 303	Dec-2011
37,666	Other	WRIGHT TREE SERVICE INC				2,084.99	593004	111173272	EQUIP-303	Dec-2011
37,667	Other	WRIGHT TREE SERVICE INC				16,133.50	593004	111173275	EQUIP-303	Dec-2011
37,668	Other	WRIGHT TREE SERVICE INC				983.78	593004	111173276	PROJ# 132583- ROUTINE CREWS EQUIP. 303	Dec-2011
37,669	Other	WRIGHT TREE SERVICE INC				25,725.86	593004	121101006	LABOR-301	Dec-2011
37,670	Other	WRIGHT TREE SERVICE INC				4,379.32	593004	121101006	EQUIP-303	Dec-2011
37,671	Other	WRIGHT TREE SERVICE INC				2,532.07	593004	121101006	PROJ# 132636- ROUTINE CREWS EQUIP. 303	Dec-2011
37,672	Other	WRIGHT TREE SERVICE INC				519.85	593004	121101006	PROJ# 132636- ROUTINE CREWS LABOR 301	Dec-2011
37,673	Other	WRIGHT TREE SERVICE INC				26,140.81	593004	121108001	PROJ# 132583- HAZARD CREWS LABOR 301	Dec-2011
37,674	Other	WRIGHT TREE SERVICE INC				3,166.16	593004	121108001	PROJ# 132583- HAZARD CREWS EQUIP. 303	Dec-2011
37,675	Other	WRIGHT TREE SERVICE INC				21,249.02	593004	121108101	PROJ# 132583- HAZARD CREWS LABOR 301	Dec-2011
37,676	Other	WRIGHT TREE SERVICE INC				1,531.20	593004	121108101	PROJ# 132583- HAZARD CREWS EQUIP. 303	Dec-2011
37,677	Other	WRIGHT TREE SERVICE INC				17,952.75	593004	121108605	LABOR-301	Dec-2011
37,678	Other	WRIGHT TREE SERVICE INC				4,296.06	593004	121108605	EQUIP-303	Dec-2011
37,679	Other	WRIGHT TREE SERVICE INC				(3,472.35)	593004	121116102	PROJ# 132583- EXTERNAL CREWS HAZARD WORK LABOR 0301	Feb-2012
37,680	Other	WRIGHT TREE SERVICE INC				(429.16)	593004	121116102	PROJ# 132583- EXTERNAL CREWS HAZARD WORK EQUIP 0303	Feb-2012
37,681	Other	WRIGHT TREE SERVICE INC				174.62	593004	121116601	PROJ# 132583- EXTERNAL CREWS HAZARD WORK LABOR 0301	Feb-2012
37,682	Other	WRIGHT TREE SERVICE INC				43.65	593004	121116601	PROJ# 132583- EXTERNAL CREWS HAZARD WORK EQUIP 0303	Feb-2012
37,683	Other	WRIGHT TREE SERVICE INC				(12,287.07)	593004	121116604	LABOR-301	Feb-2012
37,684	Other	WRIGHT TREE SERVICE INC				(3,071.77)	593004	121116604	EQUIP-303	Feb-2012
37,685	Other	WRIGHT TREE SERVICE INC				3,200.00	593004	201112068	PROJ# 132583- HAZARD CREWS LABOR 301	Dec-2011
37,686	Other	WRIGHT TREE SERVICE INC				800.00	593004	201112068	PROJ# 132583- HAZARD CREWS EQUIP. 303	Dec-2011
37,687	Other	WRIGHT TREE SERVICE INC				4,800.00	593004	201112070	PROJ# 132583- HAZARD CREWS LABOR 301	Dec-2011
37,688	Other	WRIGHT TREE SERVICE INC				1,200.00	593004	201112070	PROJ# 132583- HAZARD CREWS EQUIP. 303	Dec-2011
37,689	Other	WRIGHT TREE SERVICE INC				10,440.00	593004	201112071	PROJ# 132635- MID CYCLE CREWS LABOR 301	Jan-2012
37,690	Other	WRIGHT TREE SERVICE INC				2,610.00	593004	201112071	PROJ# 132635- MID CYCLE CREWS EQUIP. 303	Jan-2012
37,691	Other	WRIGHT TREE SERVICE INC				16,947.05	593004	201112072	PROJ# 132583- HAZARD CREWS LABOR 301	Dec-2011
37,692	Other	WRIGHT TREE SERVICE INC				4,236.76	593004	201112072	PROJ# 132583- HAZARD CREWS EQUIP. 303	Dec-2011
37,693	Other	WRIGHT TREE SERVICE INC				33,227.23	593004	201112075	LABOR-301	Dec-2011
37,694	Other	WRIGHT TREE SERVICE INC				4,106.73	593004	201112075	EQUIP-303	Dec-2011
37,695	Other	WRIGHT TREE SERVICE INC				49,593.05	593004	201112076	LABOR-301	Dec-2011
37,696	Other	WRIGHT TREE SERVICE INC				12,398.26	593004	201112076	EQUIP-303	Dec-2011
37,697	Other	WRIGHT TREE SERVICE INC				988.04	593004	201112076	PROJ# 132636- ROUTINE CREWS EQUIP. 303	Dec-2011
37,698	Other	WRIGHT TREE SERVICE INC				85,694.18	593004	201112077	PROJ# 132583- HAZARD CREWS LABOR 301	Dec-2011
37,699	Other	WRIGHT TREE SERVICE INC				21,423.54	593004	201112077	PROJ# 132583- HAZARD CREWS EQUIP. 303	Dec-2011
37,700	Other	WRIGHT TREE SERVICE INC				32,467.62	593004	201112078	PROJ# 132583- ROUTINE CREWS LABOR 301	Dec-2011
37,701	Other	WRIGHT TREE SERVICE INC				8,116.90	593004	201112078	PROJ# 132583- ROUTINE CREWS EQUIP. 303	Dec-2011
37,702	Other	WRIGHT TREE SERVICE INC				67,404.80	593004	201112079	LABOR-301	Dec-2011
37,703	Other	WRIGHT TREE SERVICE INC				16,851.20	593004	201112079	EQUIP-303	Dec-2011
37,704	Other	WRIGHT TREE SERVICE INC				21,296.49	593004	1211080601	PROJ# 132583- ROUTINE CREWS LABOR 301	Dec-2011
37,705	Other	WRIGHT TREE SERVICE INC				4,938.86	593004	1211080601	PROJ# 132583- ROUTINE CREWS EQUIP. 303	Dec-2011
37,706	Other	WRIGHT TREE SERVICE INC				2,089.16	593004	111104101A	PROJ# 132636- ROUTINE CREWS LABOR 301	Dec-2011
37,707	Other	WRIGHT TREE SERVICE INC				258.20	593004	111104101A	PROJ# 132636- ROUTINE CREWS EQUIP. 303	Dec-2011
37,708	Other	WRIGHT TREE SERVICE INC				2,511.76	593004	111104101B	LABOR-301	Dec-2011
37,709	Other	WRIGHT TREE SERVICE INC				310.44	593004	111104101B	EQUIP-303	Dec-2011
37,710	Other	WRIGHT TREE SERVICE INC				12,053.10	593004	111104601A	PROJ# 132583- ROUTINE CREWS LABOR 301	NOV-2011
37,711	Other	WRIGHT TREE SERVICE INC				3,069.80	593004	111104601A	PROJ# 132583- ROUTINE CREWS EQUIP. 303	NOV-2011
37,712	Other	WRIGHT TREE SERVICE INC				47,514.95	593004	111118001A	PROJ# 132583- HAZARD CREWS LABOR 301	Dec-2011
37,713	Other	WRIGHT TREE SERVICE INC				5,820.84	593004	111118001A	PROJ# 132583- HAZARD CREWS EQUIP. 303	Dec-2011
37,714	Other	WRIGHT TREE SERVICE INC				673.47	593004	111118101A	PROJ# 132583- HAZARD CREWS LABOR 301	Dec-2011

KENTUCKY UTILITIES COMPANY
Case No. 2012- 00221
Analysis of Professional Services Expenses For the Test Year

(A)	(B)	(C)	(D)	(E)	(F)	(G)	(H)	(I)		
Line No.	Type	Vendor	Rate Case	Audit	Other	Total	Account	Invoice	Description	Period
37,715	Other	WRIGHT TREE SERVICE INC				125.58	593004	111118101A	PROJ# 132583- HAZARD CREWS EQUIP. 303	Dec-2011
37,716	Other	WRIGHT TREE SERVICE INC				14,653.95	593004	11212801A	PROJ# 132583- EXTERNAL CREWS HAZARD WORK LABOR 0301	Feb-2012
37,717	Other	WRIGHT TREE SERVICE INC				3,663.49	593004	11212801A	PROJ# 132583- EXTERNAL CREWS HAZARD WORK EQUIP 0303	Feb-2012
37,718	Other	WRIGHT TREE SERVICE INC				24,229.31	593004	121108109A	LABOR-301	Dec-2011
37,719	Other	WRIGHT TREE SERVICE INC				2,994.63	593004	121108109A	EQUIP-303	Dec-2011
37,720	Other	WRIGHT TREE SERVICE INC				6,863.88	593004	121116104A	LABOR-301	Feb-2012
37,721	Other	WRIGHT TREE SERVICE INC				1,715.97	593004	121116104A	EQUIP-303	Feb-2012
37,722	Other	WRIGHT TREE SERVICE INC				10,415.92	593004	201112075A	PROJ# 132636- ROUTINE CREWS LABOR 301	Dec-2011
37,723	Other	WRIGHT TREE SERVICE INC				1,287.36	593004	201112075A	PROJ# 132636- ROUTINE CREWS EQUIP. 303	Dec-2011
37,724	Other	WRIGHT TREE SERVICE INC				7,856.14	593004	21209602A	PROJ# 132583- EXTERNAL CREWS HAZARD WORK LABOR 0301	MAR-2012
37,725	Other	WRIGHT TREE SERVICE INC				1,825.89	593004	21209602A	PROJ# 132583- EXTERNAL CREWS HAZARD WORK EQUIP 0303	MAR-2012
37,726	Other	WRIGHT TREE SERVICE INC				180.00	593004	31114202ADJ	PROJ# 132583- HAZARD CREWS EQUIP. 303	APR-2011
37,727	Other	WRIGHT TREE SERVICE INC				178.18	593004	61102006A	PROJ# 132636- ROUTINE CREWS LABOR 301	JUL-2011
37,728	Other	WRIGHT TREE SERVICE INC				19.26	593004	61102006A	PROJ# 132636- ROUTINE CREWS EQUIP. 303	JUL-2011
37,729	Other	WRIGHT TREE SERVICE INC				28,823.21	593004	61109007A	LABOR-301	JUL-2011
37,730	Other	WRIGHT TREE SERVICE INC				4,233.66	593004	61109007A	EQUIP-303	JUL-2011
37,731	Other	WRIGHT TREE SERVICE INC				1,727.34	593004	61109007A	PROJ# 132636- ROUTINE CREWS LABOR 301	JUL-2011
37,732	Other	WRIGHT TREE SERVICE INC				423.09	593004	61109007A	PROJ# 132636- ROUTINE CREWS EQUIP. 303	JUL-2011
37,733	Other	WRIGHT TREE SERVICE INC				1,759.60	593004	71128001A	PROJ# 132635- MID CYCLE CREWS LABOR 301	AUG-2011
37,734	Other	WRIGHT TREE SERVICE INC				1,232.40	593004	71128001A	PROJ# 132635- MID CYCLE CREWS LABOR 301	AUG-2011
37,735	Other	WRIGHT TREE SERVICE INC				380.64	593004	71128001A	PROJ# 132635- MID CYCLE CREWS EQUIP. 303	AUG-2011
37,736	Other	WRIGHT TREE SERVICE INC				182.97	593004	71128001A	PROJ# 132635- MID CYCLE CREWS EQUIP. 303	AUG-2011
37,737	Other	WRIGHT TREE SERVICE INC				15,866.98	593004	71128002B	PROJ# 132583- HAZARD CREWS LABOR 301	AUG-2011
37,738	Other	WRIGHT TREE SERVICE INC				1,771.59	593004	71128002B	PROJ# 132583- HAZARD CREWS EQUIP. 303	AUG-2011
37,739	Other	WRIGHT TREE SERVICE INC				30,195.00	593004	71128006A	LABOR-301	AUG-2011
37,740	Other	WRIGHT TREE SERVICE INC				4,154.60	593004	71128006A	EQUIP-303	AUG-2011
37,741	Other	WRIGHT TREE SERVICE INC				1,206.82	593004	71128601A	PROJ# 132636- ROUTINE CREWS LABOR 301	AUG-2011
37,742	Other	WRIGHT TREE SERVICE INC				347.07	593004	71128601A	PROJ# 132636- ROUTINE CREWS EQUIP. 303	AUG-2011
37,743	Other	WRIGHT TREE SERVICE INC				25,505.77	593004	71128602A	LABOR-301	AUG-2011
37,744	Other	WRIGHT TREE SERVICE INC				10,324.44	593004	71128602A	EQUIP-303	AUG-2011
37,745	Other	WRIGHT TREE SERVICE INC				4,164.01	593004	81104102A	PROJ# 132583- HAZARD CREWS LABOR 301	SEP-2011
37,746	Other	WRIGHT TREE SERVICE INC				471.87	593004	81104102A	PROJ# 132583- HAZARD CREWS EQUIP. 303	SEP-2011
37,747	Other	WRIGHT TREE SERVICE INC				71,117.00	593004	J703-0110-0312 Adjustment USD	Wright Tree Services	MAR-2012
37,748	Other	WRIGHT TREE SERVICE INC				49,506.00	593004	J703-0110-0312 Adjustment USD	Wright Tree Services	MAR-2012
37,749	Other	WRIGHT TREE SERVICE INC				40,643.00	593004	J703-0110-0312 Adjustment USD	Wright Tree Services	MAR-2012
37,750	Other	WRIGHT TREE SERVICE INC				23,132.00	593004	J703-0110-0312 Adjustment USD	Wright Tree Services	MAR-2012
37,751	Other	WRIGHT TREE SERVICE INC				16,757.00	593004	J703-0110-0312 Adjustment USD	Wright Tree Services	MAR-2012
37,752	Other	WRIGHT TREE SERVICE INC				(49,801.00)	593004	Reverses *J703-0110-0311 Adjustment USD	Wright Tree Services	APR-2011
37,753	Other	WRIGHT TREE SERVICE INC				(44,018.00)	593004	Reverses *J703-0110-0311 Adjustment USD	Wright Tree Services	APR-2011
37,754	Other	WRIGHT TREE SERVICE INC				(38,672.00)	593004	Reverses *J703-0110-0311 Adjustment USD	Wright Tree Services	APR-2011
37,755	Other	WYNDHAM MILLS INTERNATIONAL INC				6,304.76	500900	7001	Electrical Engineer Search - to pay invoice 7001	AUG-2011
37,756	Other	WYNDHAM MILLS INTERNATIONAL INC				6,303.87	500900	7023	Electrical Engineer Search - to pay invoice 7023	SEP-2011
37,757	Other	WYNDHAM MILLS INTERNATIONAL INC				6,303.87	500900	7044	Electrical Engineer Search - to pay invoice 7044	OCT-2011
37,758	Other	WYNDHAM MILLS INTERNATIONAL INC				4,127.37	500900	7050	Electrical Engineer Search - to pay invoice 7050	OCT-2011
37,759	Other	XEROX CORP				36.80	923100	053487933	Office Services from 2010 through 2015	MAY-2011
37,760	Other	XEROX CORP				32.37	923100	053487933	Office Services from 2010 through 2015	MAY-2011
37,761	Other	XEROX CORP				27.14	923100	053487933	Office Services from 2010 through 2015	MAY-2011
37,762	Other	XEROX CORP				10.77	923100	053487933	Office Services from 2010 through 2015	MAY-2011
37,763	Other	XEROX CORP				7.23	923100	053487933	Office Services from 2010 through 2015	MAY-2011
37,764	Other	XEROX CORP				6.34	923100	053487933	Office Services from 2010 through 2015	MAY-2011
37,765	Other	XEROX CORP				3.08	923100	053487933	Office Services from 2010 through 2015	MAY-2011
37,766	Other	XEROX CORP				16.49	923100	053645404	Office Services from 2010 through 2015	MAY-2011
37,767	Other	XEROX CORP				14.51	923100	053645404	Office Services from 2010 through 2015	MAY-2011
37,768	Other	XEROX CORP				12.16	923100	053645404	Office Services from 2010 through 2015	MAY-2011
37,769	Other	XEROX CORP				4.83	923100	053645404	Office Services from 2010 through 2015	MAY-2011
37,770	Other	XEROX CORP				3.24	923100	053645404	Office Services from 2010 through 2015	MAY-2011
37,771	Other	XEROX CORP				2.84	923100	053645404	Office Services from 2010 through 2015	MAY-2011
37,772	Other	XEROX CORP				1.38	923100	053645404	Office Services from 2010 through 2015	MAY-2011
37,773	Other	XEROX CORP				376.00	588100	054049656	Xerox Maint - KU	APR-2011
37,774	Other	XEROX CORP				32.09	923100	054049671	Office Services from 2010 through 2015	MAY-2011

KENTUCKY UTILITIES COMPANY
Case No. 2012- 00221
Analysis of Professional Services Expenses For the Test Year

(A)	(B)	(C)	(D)	(E)	(F)	(G)	(H)	(I)		
Line No.	Type	Vendor	Rate Case	Audit	Other	Total	Account	Invoice	Description	Period
37,775	Other	XEROX CORP				31.25	923100	054049671	Office Services from 2010 through 2015	MAY-2011
37,776	Other	XEROX CORP				23.24	923100	054049671	Office Services from 2010 through 2015	MAY-2011
37,777	Other	XEROX CORP				9.43	923100	054049671	Office Services from 2010 through 2015	MAY-2011
37,778	Other	XEROX CORP				6.32	923100	054049671	Office Services from 2010 through 2015	MAY-2011
37,779	Other	XEROX CORP				5.55	923100	054049671	Office Services from 2010 through 2015	MAY-2011
37,780	Other	XEROX CORP				2.69	923100	054049671	Office Services from 2010 through 2015	MAY-2011
37,781	Other	XEROX CORP				14.38	923100	054219235	Office Services from 2010 through 2015	MAY-2011
37,782	Other	XEROX CORP				14.00	923100	054219235	Office Services from 2010 through 2015	MAY-2011
37,783	Other	XEROX CORP				10.41	923100	054219235	Office Services from 2010 through 2015	MAY-2011
37,784	Other	XEROX CORP				4.23	923100	054219235	Office Services from 2010 through 2015	MAY-2011
37,785	Other	XEROX CORP				2.83	923100	054219235	Office Services from 2010 through 2015	MAY-2011
37,786	Other	XEROX CORP				2.49	923100	054219235	Office Services from 2010 through 2015	MAY-2011
37,787	Other	XEROX CORP				1.21	923100	054219235	Office Services from 2010 through 2015	MAY-2011
37,788	Other	XEROX CORP				376.00	588100	054623673	Xerox Maint - KU	MAY-2011
37,789	Other	XEROX CORP				34.49	923100	054623688	Office Services from 2010 through 2015	MAY-2011
37,790	Other	XEROX CORP				25.47	923100	054623688	Office Services from 2010 through 2015	MAY-2011
37,791	Other	XEROX CORP				25.02	923100	054623688	Office Services from 2010 through 2015	MAY-2011
37,792	Other	XEROX CORP				10.13	923100	054623688	Office Services from 2010 through 2015	MAY-2011
37,793	Other	XEROX CORP				6.80	923100	054623688	Office Services from 2010 through 2015	MAY-2011
37,794	Other	XEROX CORP				5.97	923100	054623688	Office Services from 2010 through 2015	MAY-2011
37,795	Other	XEROX CORP				2.89	923100	054623688	Office Services from 2010 through 2015	MAY-2011
37,796	Other	XEROX CORP				0.48	923900	054623688	Office Services from 2010 through 2015	MAY-2011
37,797	Other	XEROX CORP				15.46	923100	054813150	Office Services from 2010 through 2015	MAY-2011
37,798	Other	XEROX CORP				11.41	923100	054813150	Office Services from 2010 through 2015	MAY-2011
37,799	Other	XEROX CORP				11.21	923100	054813150	Office Services from 2010 through 2015	MAY-2011
37,800	Other	XEROX CORP				4.54	923100	054813150	Office Services from 2010 through 2015	MAY-2011
37,801	Other	XEROX CORP				3.05	923100	054813150	Office Services from 2010 through 2015	MAY-2011
37,802	Other	XEROX CORP				2.67	923100	054813150	Office Services from 2010 through 2015	MAY-2011
37,803	Other	XEROX CORP				1.30	923100	054813150	Office Services from 2010 through 2015	MAY-2011
37,804	Other	XEROX CORP				0.21	923900	054813150	Office Services from 2010 through 2015	MAY-2011
37,805	Other	XEROX CORP				376.00	588100	55149141	Xerox Maint - KU	Jun-2011
37,806	Other	XEROX CORP				3.16	923100	055149155	Office Services from 2010 through 2015	JUL-2011
37,807	Other	XEROX CORP				1.42	923100	055299770	Office Services from 2010 through 2015	JUL-2011
37,808	Other	XEROX CORP				376.00	588100	055706928	Xerox Maint - KU	JUL-2011
37,809	Other	XEROX CORP				46.43	923100	055706943	Office Services from 2010 through 2015	JUL-2011
37,810	Other	XEROX CORP				35.94	923100	055706943	Office Services from 2010 through 2015	JUL-2011
37,811	Other	XEROX CORP				26.62	923100	055706943	Office Services from 2010 through 2015	JUL-2011
37,812	Other	XEROX CORP				10.61	923100	055706943	Office Services from 2010 through 2015	JUL-2011
37,813	Other	XEROX CORP				7.13	923100	055706943	Office Services from 2010 through 2015	JUL-2011
37,814	Other	XEROX CORP				6.24	923100	055706943	Office Services from 2010 through 2015	JUL-2011
37,815	Other	XEROX CORP				3.02	923100	055706943	Office Services from 2010 through 2015	JUL-2011
37,816	Other	XEROX CORP				0.86	921903	055706943	Office Services from 2010 through 2015	JUL-2011
37,817	Other	XEROX CORP				20.79	923100	055889188	Office Services from 2010 through 2015	JUL-2011
37,818	Other	XEROX CORP				16.11	923100	055889188	Office Services from 2010 through 2015	JUL-2011
37,819	Other	XEROX CORP				11.93	923100	055889188	Office Services from 2010 through 2015	JUL-2011
37,820	Other	XEROX CORP				4.76	923100	055889188	Office Services from 2010 through 2015	JUL-2011
37,821	Other	XEROX CORP				3.19	923100	055889188	Office Services from 2010 through 2015	JUL-2011
37,822	Other	XEROX CORP				2.80	923100	055889188	Office Services from 2010 through 2015	JUL-2011
37,823	Other	XEROX CORP				1.36	923100	055889188	Office Services from 2010 through 2015	JUL-2011
37,824	Other	XEROX CORP				0.39	921903	055889188	Office Services from 2010 through 2015	JUL-2011
37,825	Other	XEROX CORP				376.00	588100	056317660	Xerox Maint - KU	AUG-2011
37,826	Other	XEROX CORP				41.02	923100	056317674	Office Services from 2010 through 2015	AUG-2011
37,827	Other	XEROX CORP				30.41	923100	056317674	Office Services from 2010 through 2015	AUG-2011
37,828	Other	XEROX CORP				26.73	923100	056317674	Office Services from 2010 through 2015	AUG-2011
37,829	Other	XEROX CORP				12.12	923100	056317674	Office Services from 2010 through 2015	AUG-2011
37,830	Other	XEROX CORP				8.13	923100	056317674	Office Services from 2010 through 2015	AUG-2011
37,831	Other	XEROX CORP				7.14	923100	056317674	Office Services from 2010 through 2015	AUG-2011
37,832	Other	XEROX CORP				3.46	923100	056317674	Office Services from 2010 through 2015	AUG-2011
37,833	Other	XEROX CORP				18.40	923100	056490254	Office Services from 2010 through 2015	AUG-2011
37,834	Other	XEROX CORP				13.63	923100	056490254	Office Services from 2010 through 2015	AUG-2011

KENTUCKY UTILITIES COMPANY
Case No. 2012- 00221
Analysis of Professional Services Expenses For the Test Year

(A)	(B)	(C)	(D)	(E)	(F)	(G)	(H)	(I)		
Line No.	Type	Vendor	Rate Case	Audit	Other	Total	Account	Invoice	Description	Period
37,835	Other	XEROX CORP				11.98	923100	056490254	Office Services from 2010 through 2015	AUG-2011
37,836	Other	XEROX CORP				5.43	923100	056490254	Office Services from 2010 through 2015	AUG-2011
37,837	Other	XEROX CORP				3.64	923100	056490254	Office Services from 2010 through 2015	AUG-2011
37,838	Other	XEROX CORP				3.20	923100	056490254	Office Services from 2010 through 2015	AUG-2011
37,839	Other	XEROX CORP				1.55	923100	056490254	Office Services from 2010 through 2015	AUG-2011
37,840	Other	XEROX CORP				376.00	588100	056893845	Xerox Maint - KU	SEP-2011
37,841	Other	XEROX CORP				35.10	923100	056893862	Office Services from 2010 through 2015	SEP-2011
37,842	Other	XEROX CORP				24.30	923100	056893862	Office Services from 2010 through 2015	SEP-2011
37,843	Other	XEROX CORP				24.30	923100	056893862	Office Services from 2010 through 2015	SEP-2011
37,844	Other	XEROX CORP				10.80	923100	056893862	Office Services from 2010 through 2015	SEP-2011
37,845	Other	XEROX CORP				5.40	923100	056893862	Office Services from 2010 through 2015	SEP-2011
37,846	Other	XEROX CORP				5.40	923100	056893862	Office Services from 2010 through 2015	SEP-2011
37,847	Other	XEROX CORP				2.70	923100	056893862	Office Services from 2010 through 2015	SEP-2011
37,848	Other	XEROX CORP				15.74	923100	057076467	Office Services from 2010 through 2015	SEP-2011
37,849	Other	XEROX CORP				10.89	923100	057076467	Office Services from 2010 through 2015	SEP-2011
37,850	Other	XEROX CORP				10.89	923100	057076467	Office Services from 2010 through 2015	SEP-2011
37,851	Other	XEROX CORP				4.84	923100	057076467	Office Services from 2010 through 2015	SEP-2011
37,852	Other	XEROX CORP				2.42	923100	057076467	Office Services from 2010 through 2015	SEP-2011
37,853	Other	XEROX CORP				2.42	923100	057076467	Office Services from 2010 through 2015	SEP-2011
37,854	Other	XEROX CORP				1.21	923100	057076467	Office Services from 2010 through 2015	SEP-2011
37,855	Other	XEROX CORP				376.00	588100	057470380	Xerox Maint - KU	OCT-2011
37,856	Other	XEROX CORP				36.30	923100	057470397	Office Services from 2010 through 2015	OCT-2011
37,857	Other	XEROX CORP				32.03	923100	057470397	Office Services from 2010 through 2015	OCT-2011
37,858	Other	XEROX CORP				26.89	923100	057470397	Office Services from 2010 through 2015	OCT-2011
37,859	Other	XEROX CORP				10.71	923100	057470397	Office Services from 2010 through 2015	OCT-2011
37,860	Other	XEROX CORP				7.19	923100	057470397	Office Services from 2010 through 2015	OCT-2011
37,861	Other	XEROX CORP				6.31	923100	057470397	Office Services from 2010 through 2015	OCT-2011
37,862	Other	XEROX CORP				3.06	923100	057470397	Office Services from 2010 through 2015	OCT-2011
37,863	Other	XEROX CORP				0.94	923900	057470397	Office Services from 2010 through 2015	OCT-2011
37,864	Other	XEROX CORP				16.25	923100	057655927	Office Services from 2010 through 2015	OCT-2011
37,865	Other	XEROX CORP				14.36	923100	057655927	Office Services from 2010 through 2015	OCT-2011
37,866	Other	XEROX CORP				12.05	923100	057655927	Office Services from 2010 through 2015	OCT-2011
37,867	Other	XEROX CORP				4.80	923100	057655927	Office Services from 2010 through 2015	OCT-2011
37,868	Other	XEROX CORP				3.22	923100	057655927	Office Services from 2010 through 2015	OCT-2011
37,869	Other	XEROX CORP				2.83	923100	057655927	Office Services from 2010 through 2015	OCT-2011
37,870	Other	XEROX CORP				1.37	923100	057655927	Office Services from 2010 through 2015	OCT-2011
37,871	Other	XEROX CORP				0.42	923900	057655927	Office Services from 2010 through 2015	OCT-2011
37,872	Other	XEROX CORP				376.00	588100	058073711	Xerox Maint - KU	NOV-2011
37,873	Other	XEROX CORP				36.69	923100	058073726	Office Services from 2010 through 2015	NOV-2011
37,874	Other	XEROX CORP				36.59	923100	058073726	Office Services from 2010 through 2015	NOV-2011
37,875	Other	XEROX CORP				27.11	923100	058073726	Office Services from 2010 through 2015	NOV-2011
37,876	Other	XEROX CORP				10.80	923100	058073726	Office Services from 2010 through 2015	NOV-2011
37,877	Other	XEROX CORP				7.24	923100	058073726	Office Services from 2010 through 2015	NOV-2011
37,878	Other	XEROX CORP				6.37	923100	058073726	Office Services from 2010 through 2015	NOV-2011
37,879	Other	XEROX CORP				3.08	923100	058073726	Office Services from 2010 through 2015	NOV-2011
37,880	Other	XEROX CORP				0.43	921903	058073726	Office Services from 2010 through 2015	NOV-2011
37,881	Other	XEROX CORP				16.45	923100	058246099	Office Services from 2010 through 2015	NOV-2011
37,882	Other	XEROX CORP				16.40	923100	058246099	Office Services from 2010 through 2015	NOV-2011
37,883	Other	XEROX CORP				12.15	923100	058246099	Office Services from 2010 through 2015	NOV-2011
37,884	Other	XEROX CORP				4.84	923100	058246099	Office Services from 2010 through 2015	NOV-2011
37,885	Other	XEROX CORP				3.24	923100	058246099	Office Services from 2010 through 2015	NOV-2011
37,886	Other	XEROX CORP				2.86	923100	058246099	Office Services from 2010 through 2015	NOV-2011
37,887	Other	XEROX CORP				1.38	923100	058246099	Office Services from 2010 through 2015	NOV-2011
37,888	Other	XEROX CORP				0.19	921903	058246099	Office Services from 2010 through 2015	NOV-2011
37,889	Other	XEROX CORP				376.00	588100	58601624	Xerox Maint - KU	Dec-2011
37,890	Other	XEROX CORP				24.29	923100	58601632	Office Services from 2010 through 2015	Dec-2011
37,891	Other	XEROX CORP				19.59	923100	58601632	Office Services from 2010 through 2015	Dec-2011
37,892	Other	XEROX CORP				18.00	923100	58601632	Office Services from 2010 through 2015	Dec-2011
37,893	Other	XEROX CORP				7.17	923100	58601632	Office Services from 2010 through 2015	Dec-2011
37,894	Other	XEROX CORP				4.81	923100	58601632	Office Services from 2010 through 2015	Dec-2011

KENTUCKY UTILITIES COMPANY
Case No. 2012- 00221
Analysis of Professional Services Expenses For the Test Year

(A)	(B)	(C)	(D)	(E)	(F)	(G)	(H)	(I)		
Line No.	Type	Vendor	Rate Case	Audit	Other	Total	Account	Invoice	Description	Period
37,895	Other	XEROX CORP				4.22	923100	58601632	Office Services from 2010 through 2015	Dec-2011
37,896	Other	XEROX CORP				2.05	923100	58601632	Office Services from 2010 through 2015	Dec-2011
37,897	Other	XEROX CORP				10.89	923100	58733487	Office Services from 2010 through 2015	Dec-2011
37,898	Other	XEROX CORP				8.78	923100	58733487	Office Services from 2010 through 2015	Dec-2011
37,899	Other	XEROX CORP				8.07	923100	58733487	Office Services from 2010 through 2015	Dec-2011
37,900	Other	XEROX CORP				3.21	923100	58733487	Office Services from 2010 through 2015	Dec-2011
37,901	Other	XEROX CORP				2.16	923100	58733487	Office Services from 2010 through 2015	Dec-2011
37,902	Other	XEROX CORP				1.89	923100	58733487	Office Services from 2010 through 2015	Dec-2011
37,903	Other	XEROX CORP				0.92	923100	58733487	Office Services from 2010 through 2015	Dec-2011
37,904	Other	XEROX CORP				36.43	923100	59172424	Office Services from 2010 through 2015	Jan-2012
37,905	Other	XEROX CORP				29.19	923100	59172424	Office Services from 2010 through 2015	Jan-2012
37,906	Other	XEROX CORP				26.97	923100	59172424	Office Services from 2010 through 2015	Jan-2012
37,907	Other	XEROX CORP				10.75	923100	59172424	Office Services from 2010 through 2015	Jan-2012
37,908	Other	XEROX CORP				7.21	923100	59172424	Office Services from 2010 through 2015	Jan-2012
37,909	Other	XEROX CORP				6.34	923100	59172424	Office Services from 2010 through 2015	Jan-2012
37,910	Other	XEROX CORP				3.08	923100	59172424	Office Services from 2010 through 2015	Jan-2012
37,911	Other	XEROX CORP				16.33	923100	59345854	Office Services from 2010 through 2015	Jan-2012
37,912	Other	XEROX CORP				13.08	923100	59345854	Office Services from 2010 through 2015	Jan-2012
37,913	Other	XEROX CORP				12.09	923100	59345854	Office Services from 2010 through 2015	Jan-2012
37,914	Other	XEROX CORP				4.82	923100	59345854	Office Services from 2010 through 2015	Jan-2012
37,915	Other	XEROX CORP				3.23	923100	59345854	Office Services from 2010 through 2015	Jan-2012
37,916	Other	XEROX CORP				2.84	923100	59345854	Office Services from 2010 through 2015	Jan-2012
37,917	Other	XEROX CORP				1.38	923100	59345854	Office Services from 2010 through 2015	Jan-2012
37,918	Other	XEROX CORP				410.00	588100	059525949	Xerox Maint - KU	MAR-2012
37,919	Other	XEROX CORP				410.00	588100	59725433	Xerox Maint - KU	Feb-2012
37,920	Other	XEROX CORP				39.17	923100	59725434	Office Services from 2010 through 2015	Feb-2012
37,921	Other	XEROX CORP				29.03	923100	59725434	Office Services from 2010 through 2015	Feb-2012
37,922	Other	XEROX CORP				25.11	923100	59725434	Office Services from 2010 through 2015	Feb-2012
37,923	Other	XEROX CORP				11.58	923100	59725434	Office Services from 2010 through 2015	Feb-2012
37,924	Other	XEROX CORP				7.75	923100	59725434	Office Services from 2010 through 2015	Feb-2012
37,925	Other	XEROX CORP				6.80	923100	59725434	Office Services from 2010 through 2015	Feb-2012
37,926	Other	XEROX CORP				3.29	923100	59725434	Office Services from 2010 through 2015	Feb-2012
37,927	Other	XEROX CORP				17.54	923100	59901635	Office Services from 2010 through 2015	Feb-2012
37,928	Other	XEROX CORP				13.01	923100	59901635	Office Services from 2010 through 2015	Feb-2012
37,929	Other	XEROX CORP				11.25	923100	59901635	Office Services from 2010 through 2015	Feb-2012
37,930	Other	XEROX CORP				5.19	923100	59901635	Office Services from 2010 through 2015	Feb-2012
37,931	Other	XEROX CORP				3.47	923100	59901635	Office Services from 2010 through 2015	Feb-2012
37,932	Other	XEROX CORP				3.05	923100	59901635	Office Services from 2010 through 2015	Feb-2012
37,933	Other	XEROX CORP				1.48	923100	59901635	Office Services from 2010 through 2015	Feb-2012
37,934	Other	XEROX CORP				410.00	588100	060253734	Xerox Maint - KU	MAR-2012
37,935	Other	XEROX CORP				34.08	923100	060253735	Office Services from 2010 through 2015	MAR-2012
37,936	Other	XEROX CORP				33.43	923100	060253735	Office Services from 2010 through 2015	MAR-2012
37,937	Other	XEROX CORP				25.27	923100	060253735	Office Services from 2010 through 2015	MAR-2012
37,938	Other	XEROX CORP				10.07	923100	060253735	Office Services from 2010 through 2015	MAR-2012
37,939	Other	XEROX CORP				6.75	923100	060253735	Office Services from 2010 through 2015	MAR-2012
37,940	Other	XEROX CORP				5.91	923100	060253735	Office Services from 2010 through 2015	MAR-2012
37,941	Other	XEROX CORP				2.89	923100	060253735	Office Services from 2010 through 2015	MAR-2012
37,942	Other	XEROX CORP				15.28	923100	060422733	Office Services from 2010 through 2015	MAR-2012
37,943	Other	XEROX CORP				14.98	923100	060422733	Office Services from 2010 through 2015	MAR-2012
37,944	Other	XEROX CORP				11.33	923100	060422733	Office Services from 2010 through 2015	MAR-2012
37,945	Other	XEROX CORP				4.51	923100	060422733	Office Services from 2010 through 2015	MAR-2012
37,946	Other	XEROX CORP				3.03	923100	060422733	Office Services from 2010 through 2015	MAR-2012
37,947	Other	XEROX CORP				2.65	923100	060422733	Office Services from 2010 through 2015	MAR-2012
37,948	Other	XEROX CORP				1.29	923100	060422733	Office Services from 2010 through 2015	MAR-2012
37,949	Other	XEROX CORP				33.16	923100	113404914	Office Services from 2010 through 2015	MAY-2011
37,950	Other	XEROX CORP				32.29	923100	113404914	Office Services from 2010 through 2015	MAY-2011
37,951	Other	XEROX CORP				24.01	923100	113404914	Office Services from 2010 through 2015	MAY-2011
37,952	Other	XEROX CORP				9.74	923100	113404914	Office Services from 2010 through 2015	MAY-2011
37,953	Other	XEROX CORP				6.53	923100	113404914	Office Services from 2010 through 2015	MAY-2011
37,954	Other	XEROX CORP				5.74	923100	113404914	Office Services from 2010 through 2015	MAY-2011

KENTUCKY UTILITIES COMPANY
Case No. 2012- 00221
Analysis of Professional Services Expenses For the Test Year

(A)	(B)	(C)	(D)	(E)	(F)	(G)	(H)	(I)		
Line No.	Type	Vendor	Rate Case	Audit	Other	Total	Account	Invoice	Description	Period
37,955	Other	XEROX CORP				2.78	923100	113404914	Office Services from 2010 through 2015	MAY-2011
37,956	Other	XEROX CORP				26.50	923100	113720850	Office Services from 2010 through 2015	MAY-2011
37,957	Other	XEROX CORP				23.30	923100	113720850	Office Services from 2010 through 2015	MAY-2011
37,958	Other	XEROX CORP				19.53	923100	113720850	Office Services from 2010 through 2015	MAY-2011
37,959	Other	XEROX CORP				7.75	923100	113720850	Office Services from 2010 through 2015	MAY-2011
37,960	Other	XEROX CORP				5.20	923100	113720850	Office Services from 2010 through 2015	MAY-2011
37,961	Other	XEROX CORP				4.57	923100	113720850	Office Services from 2010 through 2015	MAY-2011
37,962	Other	XEROX CORP				2.21	923100	113720850	Office Services from 2010 through 2015	MAY-2011
37,963	Other	XEROX CORP				22.65	923100	113720851	Office Services from 2010 through 2015	MAY-2011
37,964	Other	XEROX CORP				19.90	923100	113720851	Office Services from 2010 through 2015	MAY-2011
37,965	Other	XEROX CORP				16.68	923100	113720851	Office Services from 2010 through 2015	MAY-2011
37,966	Other	XEROX CORP				6.62	923100	113720851	Office Services from 2010 through 2015	MAY-2011
37,967	Other	XEROX CORP				4.44	923100	113720851	Office Services from 2010 through 2015	MAY-2011
37,968	Other	XEROX CORP				3.90	923100	113720851	Office Services from 2010 through 2015	MAY-2011
37,969	Other	XEROX CORP				1.89	923100	113720851	Office Services from 2010 through 2015	MAY-2011
37,970	Other	XEROX CORP				53.94	923100	113749479	Office Services from 2010 through 2015	MAY-2011
37,971	Other	XEROX CORP				47.48	923100	113749479	Office Services from 2010 through 2015	MAY-2011
37,972	Other	XEROX CORP				39.80	923100	113749479	Office Services from 2010 through 2015	MAY-2011
37,973	Other	XEROX CORP				15.80	923100	113749479	Office Services from 2010 through 2015	MAY-2011
37,974	Other	XEROX CORP				10.60	923100	113749479	Office Services from 2010 through 2015	MAY-2011
37,975	Other	XEROX CORP				9.31	923100	113749479	Office Services from 2010 through 2015	MAY-2011
37,976	Other	XEROX CORP				4.51	923100	113749479	Office Services from 2010 through 2015	MAY-2011
37,977	Other	XEROX CORP				3,974.27	923100	113749481	Office Services from 2010 through 2015	MAY-2011
37,978	Other	XEROX CORP				3,496.62	923100	113749481	Office Services from 2010 through 2015	MAY-2011
37,979	Other	XEROX CORP				2,931.15	923100	113749481	Office Services from 2010 through 2015	MAY-2011
37,980	Other	XEROX CORP				1,163.60	923100	113749481	Office Services from 2010 through 2015	MAY-2011
37,981	Other	XEROX CORP				780.40	923100	113749481	Office Services from 2010 through 2015	MAY-2011
37,982	Other	XEROX CORP				685.33	923100	113749481	Office Services from 2010 through 2015	MAY-2011
37,983	Other	XEROX CORP				332.16	923100	113749481	Office Services from 2010 through 2015	MAY-2011
37,984	Other	XEROX CORP				72.17	923100	113749483	Office Services from 2010 through 2015	MAY-2011
37,985	Other	XEROX CORP				63.50	923100	113749483	Office Services from 2010 through 2015	MAY-2011
37,986	Other	XEROX CORP				53.23	923100	113749483	Office Services from 2010 through 2015	MAY-2011
37,987	Other	XEROX CORP				21.13	923100	113749483	Office Services from 2010 through 2015	MAY-2011
37,988	Other	XEROX CORP				14.17	923100	113749483	Office Services from 2010 through 2015	MAY-2011
37,989	Other	XEROX CORP				12.45	923100	113749483	Office Services from 2010 through 2015	MAY-2011
37,990	Other	XEROX CORP				6.03	923100	113749483	Office Services from 2010 through 2015	MAY-2011
37,991	Other	XEROX CORP				19.73	923100	114107300	Office Services from 2010 through 2015	MAY-2011
37,992	Other	XEROX CORP				19.21	923100	114107300	Office Services from 2010 through 2015	MAY-2011
37,993	Other	XEROX CORP				14.29	923100	114107300	Office Services from 2010 through 2015	MAY-2011
37,994	Other	XEROX CORP				5.80	923100	114107300	Office Services from 2010 through 2015	MAY-2011
37,995	Other	XEROX CORP				3.89	923100	114107300	Office Services from 2010 through 2015	MAY-2011
37,996	Other	XEROX CORP				3.41	923100	114107300	Office Services from 2010 through 2015	MAY-2011
37,997	Other	XEROX CORP				1.66	923100	114107300	Office Services from 2010 through 2015	MAY-2011
37,998	Other	XEROX CORP				96.28	923100	114163313	Office Services from 2010 through 2015	MAY-2011
37,999	Other	XEROX CORP				93.74	923100	114163313	Office Services from 2010 through 2015	MAY-2011
38,000	Other	XEROX CORP				69.72	923100	114163313	Office Services from 2010 through 2015	MAY-2011
38,001	Other	XEROX CORP				28.29	923100	114163313	Office Services from 2010 through 2015	MAY-2011
38,002	Other	XEROX CORP				18.97	923100	114163313	Office Services from 2010 through 2015	MAY-2011
38,003	Other	XEROX CORP				16.66	923100	114163313	Office Services from 2010 through 2015	MAY-2011
38,004	Other	XEROX CORP				8.08	923100	114163313	Office Services from 2010 through 2015	MAY-2011
38,005	Other	XEROX CORP				19,513.61	923100	114163314	Office Services from 2010 through 2015	MAY-2011
38,006	Other	XEROX CORP				18,999.75	923100	114163314	Office Services from 2010 through 2015	MAY-2011
38,007	Other	XEROX CORP				14,130.38	923100	114163314	Office Services from 2010 through 2015	MAY-2011
38,008	Other	XEROX CORP				5,732.92	923100	114163314	Office Services from 2010 through 2015	MAY-2011
38,009	Other	XEROX CORP				3,844.93	923100	114163314	Office Services from 2010 through 2015	MAY-2011
38,010	Other	XEROX CORP				3,377.04	923100	114163314	Office Services from 2010 through 2015	MAY-2011
38,011	Other	XEROX CORP				1,636.81	923100	114163314	Office Services from 2010 through 2015	MAY-2011
38,012	Other	XEROX CORP				7,043.45	923100	114163315	Office Services from 2010 through 2015	MAY-2011
38,013	Other	XEROX CORP				6,857.97	923100	114163315	Office Services from 2010 through 2015	MAY-2011
38,014	Other	XEROX CORP				5,100.37	923100	114163315	Office Services from 2010 through 2015	MAY-2011

KENTUCKY UTILITIES COMPANY
Case No. 2012- 00221
Analysis of Professional Services Expenses For the Test Year

(A)	(B)	(C)	(D)	(E)	(F)	(G)	(H)	(I)		
Line No.	Type	Vendor	Rate Case	Audit	Other	Total	Account	Invoice	Description	Period
38,015	Other	XEROX CORP				2,069.30	923100	114163315	Office Services from 2010 through 2015	MAY-2011
38,016	Other	XEROX CORP				1,387.83	923100	114163315	Office Services from 2010 through 2015	MAY-2011
38,017	Other	XEROX CORP				1,218.94	923100	114163315	Office Services from 2010 through 2015	MAY-2011
38,018	Other	XEROX CORP				590.81	923100	114163315	Office Services from 2010 through 2015	MAY-2011
38,019	Other	XEROX CORP				26.79	923100	114163316	Office Services from 2010 through 2015	MAY-2011
38,020	Other	XEROX CORP				26.08	923100	114163316	Office Services from 2010 through 2015	MAY-2011
38,021	Other	XEROX CORP				19.40	923100	114163316	Office Services from 2010 through 2015	MAY-2011
38,022	Other	XEROX CORP				7.87	923100	114163316	Office Services from 2010 through 2015	MAY-2011
38,023	Other	XEROX CORP				5.28	923100	114163316	Office Services from 2010 through 2015	MAY-2011
38,024	Other	XEROX CORP				4.64	923100	114163316	Office Services from 2010 through 2015	MAY-2011
38,025	Other	XEROX CORP				2.25	923100	114163316	Office Services from 2010 through 2015	MAY-2011
38,026	Other	XEROX CORP				51.68	923100	114163317	Office Services from 2010 through 2015	MAY-2011
38,027	Other	XEROX CORP				38.16	923100	114163317	Office Services from 2010 through 2015	MAY-2011
38,028	Other	XEROX CORP				37.49	923100	114163317	Office Services from 2010 through 2015	MAY-2011
38,029	Other	XEROX CORP				15.18	923100	114163317	Office Services from 2010 through 2015	MAY-2011
38,030	Other	XEROX CORP				10.18	923100	114163317	Office Services from 2010 through 2015	MAY-2011
38,031	Other	XEROX CORP				8.94	923100	114163317	Office Services from 2010 through 2015	MAY-2011
38,032	Other	XEROX CORP				4.33	923100	114163317	Office Services from 2010 through 2015	MAY-2011
38,033	Other	XEROX CORP				0.72	923900	114163317	Office Services from 2010 through 2015	MAY-2011
38,034	Other	XEROX CORP				21.23	923100	114469245	Office Services from 2010 through 2015	MAY-2011
38,035	Other	XEROX CORP				15.66	923100	114469245	Office Services from 2010 through 2015	MAY-2011
38,036	Other	XEROX CORP				15.38	923100	114469245	Office Services from 2010 through 2015	MAY-2011
38,037	Other	XEROX CORP				6.23	923100	114469245	Office Services from 2010 through 2015	MAY-2011
38,038	Other	XEROX CORP				4.18	923100	114469245	Office Services from 2010 through 2015	MAY-2011
38,039	Other	XEROX CORP				3.67	923100	114469245	Office Services from 2010 through 2015	MAY-2011
38,040	Other	XEROX CORP				1.78	923100	114469245	Office Services from 2010 through 2015	MAY-2011
38,041	Other	XEROX CORP				0.29	923900	114469245	Office Services from 2010 through 2015	MAY-2011
38,042	Other	XEROX CORP				32.17	923100	114489799	Office Services from 2010 through 2015	MAY-2011
38,043	Other	XEROX CORP				23.77	923100	114489799	Office Services from 2010 through 2015	MAY-2011
38,044	Other	XEROX CORP				23.36	923100	114489799	Office Services from 2010 through 2015	MAY-2011
38,045	Other	XEROX CORP				9.46	923100	114489799	Office Services from 2010 through 2015	MAY-2011
38,046	Other	XEROX CORP				6.34	923100	114489799	Office Services from 2010 through 2015	MAY-2011
38,047	Other	XEROX CORP				5.57	923100	114489799	Office Services from 2010 through 2015	MAY-2011
38,048	Other	XEROX CORP				2.70	923100	114489799	Office Services from 2010 through 2015	MAY-2011
38,049	Other	XEROX CORP				0.45	923900	114489799	Office Services from 2010 through 2015	MAY-2011
38,050	Other	XEROX CORP				22,265.75	923100	114489800	Office Services from 2010 through 2015	MAY-2011
38,051	Other	XEROX CORP				16,437.89	923100	114489800	Office Services from 2010 through 2015	MAY-2011
38,052	Other	XEROX CORP				16,152.07	923100	114489800	Office Services from 2010 through 2015	MAY-2011
38,053	Other	XEROX CORP				6,538.91	923100	114489800	Office Services from 2010 through 2015	MAY-2011
38,054	Other	XEROX CORP				4,386.57	923100	114489800	Office Services from 2010 through 2015	MAY-2011
38,055	Other	XEROX CORP				3,851.54	923100	114489800	Office Services from 2010 through 2015	MAY-2011
38,056	Other	XEROX CORP				1,866.52	923100	114489800	Office Services from 2010 through 2015	MAY-2011
38,057	Other	XEROX CORP				308.47	923900	114489800	Office Services from 2010 through 2015	MAY-2011
38,058	Other	XEROX CORP				4,319.69	923100	114489801	Office Services from 2010 through 2015	MAY-2011
38,059	Other	XEROX CORP				3,189.07	923100	114489801	Office Services from 2010 through 2015	MAY-2011
38,060	Other	XEROX CORP				3,133.62	923100	114489801	Office Services from 2010 through 2015	MAY-2011
38,061	Other	XEROX CORP				1,268.59	923100	114489801	Office Services from 2010 through 2015	MAY-2011
38,062	Other	XEROX CORP				851.03	923100	114489801	Office Services from 2010 through 2015	MAY-2011
38,063	Other	XEROX CORP				747.23	923100	114489801	Office Services from 2010 through 2015	MAY-2011
38,064	Other	XEROX CORP				362.12	923100	114489801	Office Services from 2010 through 2015	MAY-2011
38,065	Other	XEROX CORP				59.85	923900	114489801	Office Services from 2010 through 2015	MAY-2011
38,066	Other	XEROX CORP				28.52	923100	114489802	Office Services from 2010 through 2015	MAY-2011
38,067	Other	XEROX CORP				21.05	923100	114489802	Office Services from 2010 through 2015	MAY-2011
38,068	Other	XEROX CORP				20.68	923100	114489802	Office Services from 2010 through 2015	MAY-2011
38,069	Other	XEROX CORP				8.37	923100	114489802	Office Services from 2010 through 2015	MAY-2011
38,070	Other	XEROX CORP				5.62	923100	114489802	Office Services from 2010 through 2015	MAY-2011
38,071	Other	XEROX CORP				4.93	923100	114489802	Office Services from 2010 through 2015	MAY-2011
38,072	Other	XEROX CORP				2.39	923100	114489802	Office Services from 2010 through 2015	MAY-2011
38,073	Other	XEROX CORP				0.40	923900	114489802	Office Services from 2010 through 2015	MAY-2011
38,074	Other	XEROX CORP				21.55	923100	114489803	Office Services from 2010 through 2015	MAY-2011

KENTUCKY UTILITIES COMPANY
Case No. 2012- 00221
Analysis of Professional Services Expenses For the Test Year

(A)	(B)	(C)	(D)	(E)	(F)	(G)	(H)	(I)		
Line No.	Type	Vendor	Rate Case	Audit	Other	Total	Account	Invoice	Description	Period
38,075	Other	XEROX CORP				15.93	923100	114489803	Office Services from 2010 through 2015	MAY-2011
38,076	Other	XEROX CORP				15.65	923100	114489803	Office Services from 2010 through 2015	MAY-2011
38,077	Other	XEROX CORP				6.34	923100	114489803	Office Services from 2010 through 2015	MAY-2011
38,078	Other	XEROX CORP				4.25	923100	114489803	Office Services from 2010 through 2015	MAY-2011
38,079	Other	XEROX CORP				3.73	923100	114489803	Office Services from 2010 through 2015	MAY-2011
38,080	Other	XEROX CORP				1.81	923100	114489803	Office Services from 2010 through 2015	MAY-2011
38,081	Other	XEROX CORP				0.30	923900	114489803	Office Services from 2010 through 2015	MAY-2011
38,082	Other	XEROX CORP				1.94	923100	114865893	Office Services from 2010 through 2015	JUL-2011
38,083	Other	XEROX CORP				3,376.94	923100	114940680	Office Services from 2010 through 2015	JUL-2011
38,084	Other	XEROX CORP				6.95	923100	114940681	Office Services from 2010 through 2015	JUL-2011
38,085	Other	XEROX CORP				77.43	923100	114940683	Office Services from 2010 through 2015	JUL-2011
38,086	Other	XEROX CORP				1.26	923100	114940684	Office Services from 2010 through 2015	JUL-2011
38,087	Other	XEROX CORP				28.56	923100	115231086	Office Services from 2010 through 2015	JUL-2011
38,088	Other	XEROX CORP				22.09	923100	115231086	Office Services from 2010 through 2015	JUL-2011
38,089	Other	XEROX CORP				16.37	923100	115231086	Office Services from 2010 through 2015	JUL-2011
38,090	Other	XEROX CORP				6.52	923100	115231086	Office Services from 2010 through 2015	JUL-2011
38,091	Other	XEROX CORP				4.38	923100	115231086	Office Services from 2010 through 2015	JUL-2011
38,092	Other	XEROX CORP				3.83	923100	115231086	Office Services from 2010 through 2015	JUL-2011
38,093	Other	XEROX CORP				1.86	923100	115231086	Office Services from 2010 through 2015	JUL-2011
38,094	Other	XEROX CORP				0.53	921903	115231086	Office Services from 2010 through 2015	JUL-2011
38,095	Other	XEROX CORP				24,980.78	923100	115268137	Office Services from 2010 through 2015	JUL-2011
38,096	Other	XEROX CORP				19,331.06	923100	115268137	Office Services from 2010 through 2015	JUL-2011
38,097	Other	XEROX CORP				14,320.38	923100	115268137	Office Services from 2010 through 2015	JUL-2011
38,098	Other	XEROX CORP				5,707.82	923100	115268137	Office Services from 2010 through 2015	JUL-2011
38,099	Other	XEROX CORP				3,834.26	923100	115268137	Office Services from 2010 through 2015	JUL-2011
38,100	Other	XEROX CORP				3,354.98	923100	115268137	Office Services from 2010 through 2015	JUL-2011
38,101	Other	XEROX CORP				1,626.65	923100	115268137	Office Services from 2010 through 2015	JUL-2011
38,102	Other	XEROX CORP				464.76	921903	115268137	Office Services from 2010 through 2015	JUL-2011
38,103	Other	XEROX CORP				8,995.62	923100	115268138	Office Services from 2010 through 2015	JUL-2011
38,104	Other	XEROX CORP				6,961.15	923100	115268138	Office Services from 2010 through 2015	JUL-2011
38,105	Other	XEROX CORP				5,156.80	923100	115268138	Office Services from 2010 through 2015	JUL-2011
38,106	Other	XEROX CORP				2,055.40	923100	115268138	Office Services from 2010 through 2015	JUL-2011
38,107	Other	XEROX CORP				1,380.73	923100	115268138	Office Services from 2010 through 2015	JUL-2011
38,108	Other	XEROX CORP				1,208.13	923100	115268138	Office Services from 2010 through 2015	JUL-2011
38,109	Other	XEROX CORP				585.76	923100	115268138	Office Services from 2010 through 2015	JUL-2011
38,110	Other	XEROX CORP				167.36	921903	115268138	Office Services from 2010 through 2015	JUL-2011
38,111	Other	XEROX CORP				74.32	923100	115268139	Office Services from 2010 through 2015	JUL-2011
38,112	Other	XEROX CORP				57.52	923100	115268139	Office Services from 2010 through 2015	JUL-2011
38,113	Other	XEROX CORP				42.61	923100	115268139	Office Services from 2010 through 2015	JUL-2011
38,114	Other	XEROX CORP				16.98	923100	115268139	Office Services from 2010 through 2015	JUL-2011
38,115	Other	XEROX CORP				11.41	923100	115268139	Office Services from 2010 through 2015	JUL-2011
38,116	Other	XEROX CORP				9.98	923100	115268139	Office Services from 2010 through 2015	JUL-2011
38,117	Other	XEROX CORP				4.84	923100	115268139	Office Services from 2010 through 2015	JUL-2011
38,118	Other	XEROX CORP				1.38	921903	115268139	Office Services from 2010 through 2015	JUL-2011
38,119	Other	XEROX CORP				219.82	923100	115268140	Office Services from 2010 through 2015	JUL-2011
38,120	Other	XEROX CORP				170.10	923100	115268140	Office Services from 2010 through 2015	JUL-2011
38,121	Other	XEROX CORP				126.01	923100	115268140	Office Services from 2010 through 2015	JUL-2011
38,122	Other	XEROX CORP				50.23	923100	115268140	Office Services from 2010 through 2015	JUL-2011
38,123	Other	XEROX CORP				33.74	923100	115268140	Office Services from 2010 through 2015	JUL-2011
38,124	Other	XEROX CORP				29.52	923100	115268140	Office Services from 2010 through 2015	JUL-2011
38,125	Other	XEROX CORP				14.31	923100	115268140	Office Services from 2010 through 2015	JUL-2011
38,126	Other	XEROX CORP				4.09	921903	115268140	Office Services from 2010 through 2015	JUL-2011
38,127	Other	XEROX CORP				67.90	923100	115268141	Office Services from 2010 through 2015	JUL-2011
38,128	Other	XEROX CORP				52.55	923100	115268141	Office Services from 2010 through 2015	JUL-2011
38,129	Other	XEROX CORP				38.93	923100	115268141	Office Services from 2010 through 2015	JUL-2011
38,130	Other	XEROX CORP				15.51	923100	115268141	Office Services from 2010 through 2015	JUL-2011
38,131	Other	XEROX CORP				10.42	923100	115268141	Office Services from 2010 through 2015	JUL-2011
38,132	Other	XEROX CORP				9.12	923100	115268141	Office Services from 2010 through 2015	JUL-2011
38,133	Other	XEROX CORP				4.42	923100	115268141	Office Services from 2010 through 2015	JUL-2011
38,134	Other	XEROX CORP				1.26	921903	115268141	Office Services from 2010 through 2015	JUL-2011

KENTUCKY UTILITIES COMPANY
Case No. 2012- 00221
Analysis of Professional Services Expenses For the Test Year

(A)	(B)	(C)	(D)	(E)	(F)	(G)	(H)	(I)		
Line No.	Type	Vendor	Rate Case	Audit	Other	Total	Account	Invoice	Description	Period
38,135	Other	XEROX CORP				25.22	923100	115595248	Office Services from 2010 through 2015	AUG-2011
38,136	Other	XEROX CORP				18.70	923100	115595248	Office Services from 2010 through 2015	AUG-2011
38,137	Other	XEROX CORP				16.43	923100	115595248	Office Services from 2010 through 2015	AUG-2011
38,138	Other	XEROX CORP				7.45	923100	115595248	Office Services from 2010 through 2015	AUG-2011
38,139	Other	XEROX CORP				5.00	923100	115595248	Office Services from 2010 through 2015	AUG-2011
38,140	Other	XEROX CORP				4.39	923100	115595248	Office Services from 2010 through 2015	AUG-2011
38,141	Other	XEROX CORP				2.13	923100	115595248	Office Services from 2010 through 2015	AUG-2011
38,142	Other	XEROX CORP				23,302.10	923100	115670525	Office Services from 2010 through 2015	AUG-2011
38,143	Other	XEROX CORP				17,265.73	923100	115670525	Office Services from 2010 through 2015	AUG-2011
38,144	Other	XEROX CORP				15,174.51	923100	115670525	Office Services from 2010 through 2015	AUG-2011
38,145	Other	XEROX CORP				6,880.53	923100	115670525	Office Services from 2010 through 2015	AUG-2011
38,146	Other	XEROX CORP				4,614.76	923100	115670525	Office Services from 2010 through 2015	AUG-2011
38,147	Other	XEROX CORP				4,052.86	923100	115670525	Office Services from 2010 through 2015	AUG-2011
38,148	Other	XEROX CORP				1,963.86	923100	115670525	Office Services from 2010 through 2015	AUG-2011
38,149	Other	XEROX CORP				3,139.03	923100	115670526	Office Services from 2010 through 2015	AUG-2011
38,150	Other	XEROX CORP				2,325.87	923100	115670526	Office Services from 2010 through 2015	AUG-2011
38,151	Other	XEROX CORP				2,044.16	923100	115670526	Office Services from 2010 through 2015	AUG-2011
38,152	Other	XEROX CORP				926.88	923100	115670526	Office Services from 2010 through 2015	AUG-2011
38,153	Other	XEROX CORP				621.66	923100	115670526	Office Services from 2010 through 2015	AUG-2011
38,154	Other	XEROX CORP				545.96	923100	115670526	Office Services from 2010 through 2015	AUG-2011
38,155	Other	XEROX CORP				264.55	923100	115670526	Office Services from 2010 through 2015	AUG-2011
38,156	Other	XEROX CORP				12.50	923100	115670527	Office Services from 2010 through 2015	AUG-2011
38,157	Other	XEROX CORP				9.27	923100	115670527	Office Services from 2010 through 2015	AUG-2011
38,158	Other	XEROX CORP				8.15	923100	115670527	Office Services from 2010 through 2015	AUG-2011
38,159	Other	XEROX CORP				3.69	923100	115670527	Office Services from 2010 through 2015	AUG-2011
38,160	Other	XEROX CORP				2.48	923100	115670527	Office Services from 2010 through 2015	AUG-2011
38,161	Other	XEROX CORP				2.18	923100	115670527	Office Services from 2010 through 2015	AUG-2011
38,162	Other	XEROX CORP				1.05	923100	115670527	Office Services from 2010 through 2015	AUG-2011
38,163	Other	XEROX CORP				108.05	923100	115670528	Office Services from 2010 through 2015	AUG-2011
38,164	Other	XEROX CORP				80.06	923100	115670528	Office Services from 2010 through 2015	AUG-2011
38,165	Other	XEROX CORP				70.36	923100	115670528	Office Services from 2010 through 2015	AUG-2011
38,166	Other	XEROX CORP				31.90	923100	115670528	Office Services from 2010 through 2015	AUG-2011
38,167	Other	XEROX CORP				21.40	923100	115670528	Office Services from 2010 through 2015	AUG-2011
38,168	Other	XEROX CORP				18.79	923100	115670528	Office Services from 2010 through 2015	AUG-2011
38,169	Other	XEROX CORP				9.11	923100	115670528	Office Services from 2010 through 2015	AUG-2011
38,170	Other	XEROX CORP				21.58	923100	116003268	Office Services from 2010 through 2015	SEP-2011
38,171	Other	XEROX CORP				14.94	923100	116003268	Office Services from 2010 through 2015	SEP-2011
38,172	Other	XEROX CORP				14.94	923100	116003268	Office Services from 2010 through 2015	SEP-2011
38,173	Other	XEROX CORP				6.64	923100	116003268	Office Services from 2010 through 2015	SEP-2011
38,174	Other	XEROX CORP				3.32	923100	116003268	Office Services from 2010 through 2015	SEP-2011
38,175	Other	XEROX CORP				3.32	923100	116003268	Office Services from 2010 through 2015	SEP-2011
38,176	Other	XEROX CORP				1.66	923100	116003268	Office Services from 2010 through 2015	SEP-2011
38,177	Other	XEROX CORP				21,191.52	923100	116039458	Office Services from 2010 through 2015	SEP-2011
38,178	Other	XEROX CORP				14,671.07	923100	116039458	Office Services from 2010 through 2015	SEP-2011
38,179	Other	XEROX CORP				14,671.07	923100	116039458	Office Services from 2010 through 2015	SEP-2011
38,180	Other	XEROX CORP				6,520.48	923100	116039458	Office Services from 2010 through 2015	SEP-2011
38,181	Other	XEROX CORP				3,260.24	923100	116039458	Office Services from 2010 through 2015	SEP-2011
38,182	Other	XEROX CORP				3,260.24	923100	116039458	Office Services from 2010 through 2015	SEP-2011
38,183	Other	XEROX CORP				1,630.12	923100	116039458	Office Services from 2010 through 2015	SEP-2011
38,184	Other	XEROX CORP				6,480.98	923100	116039459	Office Services from 2010 through 2015	SEP-2011
38,185	Other	XEROX CORP				4,486.85	923100	116039459	Office Services from 2010 through 2015	SEP-2011
38,186	Other	XEROX CORP				4,486.85	923100	116039459	Office Services from 2010 through 2015	SEP-2011
38,187	Other	XEROX CORP				1,994.16	923100	116039459	Office Services from 2010 through 2015	SEP-2011
38,188	Other	XEROX CORP				997.08	923100	116039459	Office Services from 2010 through 2015	SEP-2011
38,189	Other	XEROX CORP				997.08	923100	116039459	Office Services from 2010 through 2015	SEP-2011
38,190	Other	XEROX CORP				498.54	923100	116039459	Office Services from 2010 through 2015	SEP-2011
38,191	Other	XEROX CORP				16.73	923100	116039460	Office Services from 2010 through 2015	SEP-2011
38,192	Other	XEROX CORP				11.57	923100	116039460	Office Services from 2010 through 2015	SEP-2011
38,193	Other	XEROX CORP				11.57	923100	116039460	Office Services from 2010 through 2015	SEP-2011
38,194	Other	XEROX CORP				5.14	923100	116039460	Office Services from 2010 through 2015	SEP-2011

KENTUCKY UTILITIES COMPANY
Case No. 2012- 00221
Analysis of Professional Services Expenses For the Test Year

(A)	(B)	(C)	(D)	(E)	(F)	(G)	(H)	(I)		
Line No.	Type	Vendor	Rate Case	Audit	Other	Total	Account	Invoice	Description	Period
38,195	Other	XEROX CORP				2.57	923100	116039460	Office Services from 2010 through 2015	SEP-2011
38,196	Other	XEROX CORP				2.57	923100	116039460	Office Services from 2010 through 2015	SEP-2011
38,197	Other	XEROX CORP				1.29	923100	116039460	Office Services from 2010 through 2015	SEP-2011
38,198	Other	XEROX CORP				50.34	923100	116039461	Office Services from 2010 through 2015	SEP-2011
38,199	Other	XEROX CORP				34.83	923100	116039461	Office Services from 2010 through 2015	SEP-2011
38,200	Other	XEROX CORP				34.83	923100	116039461	Office Services from 2010 through 2015	SEP-2011
38,201	Other	XEROX CORP				15.48	923100	116039461	Office Services from 2010 through 2015	SEP-2011
38,202	Other	XEROX CORP				7.74	923100	116039461	Office Services from 2010 through 2015	SEP-2011
38,203	Other	XEROX CORP				7.74	923100	116039461	Office Services from 2010 through 2015	SEP-2011
38,204	Other	XEROX CORP				3.87	923100	116039461	Office Services from 2010 through 2015	SEP-2011
38,205	Other	XEROX CORP				22.32	923100	116393124	Office Services from 2010 through 2015	OCT-2011
38,206	Other	XEROX CORP				19.70	923100	116393124	Office Services from 2010 through 2015	OCT-2011
38,207	Other	XEROX CORP				16.53	923100	116393124	Office Services from 2010 through 2015	OCT-2011
38,208	Other	XEROX CORP				6.59	923100	116393124	Office Services from 2010 through 2015	OCT-2011
38,209	Other	XEROX CORP				4.42	923100	116393124	Office Services from 2010 through 2015	OCT-2011
38,210	Other	XEROX CORP				3.88	923100	116393124	Office Services from 2010 through 2015	OCT-2011
38,211	Other	XEROX CORP				1.88	923100	116393124	Office Services from 2010 through 2015	OCT-2011
38,212	Other	XEROX CORP				0.58	923900	116393124	Office Services from 2010 through 2015	OCT-2011
38,213	Other	XEROX CORP				186.26	923100	116440943	Office Services from 2010 through 2015	OCT-2011
38,214	Other	XEROX CORP				164.44	923100	116440943	Office Services from 2010 through 2015	OCT-2011
38,215	Other	XEROX CORP				138.01	923100	116440943	Office Services from 2010 through 2015	OCT-2011
38,216	Other	XEROX CORP				55.00	923100	116440943	Office Services from 2010 through 2015	OCT-2011
38,217	Other	XEROX CORP				36.89	923100	116440943	Office Services from 2010 through 2015	OCT-2011
38,218	Other	XEROX CORP				32.40	923100	116440943	Office Services from 2010 through 2015	OCT-2011
38,219	Other	XEROX CORP				15.70	923100	116440943	Office Services from 2010 through 2015	OCT-2011
38,220	Other	XEROX CORP				4.84	923900	116440943	Office Services from 2010 through 2015	OCT-2011
38,221	Other	XEROX CORP				22,949.78	923100	116440944	Office Services from 2010 through 2015	OCT-2011
38,222	Other	XEROX CORP				20,261.39	923100	116440944	Office Services from 2010 through 2015	OCT-2011
38,223	Other	XEROX CORP				17,004.68	923100	116440944	Office Services from 2010 through 2015	OCT-2011
38,224	Other	XEROX CORP				6,776.50	923100	116440944	Office Services from 2010 through 2015	OCT-2011
38,225	Other	XEROX CORP				4,544.99	923100	116440944	Office Services from 2010 through 2015	OCT-2011
38,226	Other	XEROX CORP				3,991.58	923100	116440944	Office Services from 2010 through 2015	OCT-2011
38,227	Other	XEROX CORP				1,934.17	923100	116440944	Office Services from 2010 through 2015	OCT-2011
38,228	Other	XEROX CORP				596.86	923900	116440944	Office Services from 2010 through 2015	OCT-2011
38,229	Other	XEROX CORP				3,362.30	923100	116440945	Office Services from 2010 through 2015	OCT-2011
38,230	Other	XEROX CORP				2,968.43	923100	116440945	Office Services from 2010 through 2015	OCT-2011
38,231	Other	XEROX CORP				2,491.30	923100	116440945	Office Services from 2010 through 2015	OCT-2011
38,232	Other	XEROX CORP				992.80	923100	116440945	Office Services from 2010 through 2015	OCT-2011
38,233	Other	XEROX CORP				665.87	923100	116440945	Office Services from 2010 through 2015	OCT-2011
38,234	Other	XEROX CORP				584.79	923100	116440945	Office Services from 2010 through 2015	OCT-2011
38,235	Other	XEROX CORP				283.37	923100	116440945	Office Services from 2010 through 2015	OCT-2011
38,236	Other	XEROX CORP				87.44	923900	116440945	Office Services from 2010 through 2015	OCT-2011
38,237	Other	XEROX CORP				31.57	923100	116440946	Office Services from 2010 through 2015	OCT-2011
38,238	Other	XEROX CORP				27.87	923100	116440946	Office Services from 2010 through 2015	OCT-2011
38,239	Other	XEROX CORP				23.39	923100	116440946	Office Services from 2010 through 2015	OCT-2011
38,240	Other	XEROX CORP				9.32	923100	116440946	Office Services from 2010 through 2015	OCT-2011
38,241	Other	XEROX CORP				6.25	923100	116440946	Office Services from 2010 through 2015	OCT-2011
38,242	Other	XEROX CORP				5.49	923100	116440946	Office Services from 2010 through 2015	OCT-2011
38,243	Other	XEROX CORP				2.66	923100	116440946	Office Services from 2010 through 2015	OCT-2011
38,244	Other	XEROX CORP				0.82	923900	116440946	Office Services from 2010 through 2015	OCT-2011
38,245	Other	XEROX CORP				41.60	923100	116440947	Office Services from 2010 through 2015	OCT-2011
38,246	Other	XEROX CORP				36.71	923100	116440947	Office Services from 2010 through 2015	OCT-2011
38,247	Other	XEROX CORP				30.81	923100	116440947	Office Services from 2010 through 2015	OCT-2011
38,248	Other	XEROX CORP				12.28	923100	116440947	Office Services from 2010 through 2015	OCT-2011
38,249	Other	XEROX CORP				8.24	923100	116440947	Office Services from 2010 through 2015	OCT-2011
38,250	Other	XEROX CORP				7.23	923100	116440947	Office Services from 2010 through 2015	OCT-2011
38,251	Other	XEROX CORP				3.50	923100	116440947	Office Services from 2010 through 2015	OCT-2011
38,252	Other	XEROX CORP				1.08	923900	116440947	Office Services from 2010 through 2015	OCT-2011
38,253	Other	XEROX CORP				22.55	923100	116778199	Office Services from 2010 through 2015	NOV-2011
38,254	Other	XEROX CORP				22.49	923100	116778199	Office Services from 2010 through 2015	NOV-2011

KENTUCKY UTILITIES COMPANY
Case No. 2012- 00221
Analysis of Professional Services Expenses For the Test Year

(A)	(B)	(C)	(D)	(E)	(F)	(G)	(H)	(I)		
Line No.	Type	Vendor	Rate Case	Audit	Other	Total	Account	Invoice	Description	Period
38,255	Other	XEROX CORP				16.67	923100	116778199	Office Services from 2010 through 2015	NOV-2011
38,256	Other	XEROX CORP				6.64	923100	116778199	Office Services from 2010 through 2015	NOV-2011
38,257	Other	XEROX CORP				4.45	923100	116778199	Office Services from 2010 through 2015	NOV-2011
38,258	Other	XEROX CORP				3.92	923100	116778199	Office Services from 2010 through 2015	NOV-2011
38,259	Other	XEROX CORP				1.89	923100	116778199	Office Services from 2010 through 2015	NOV-2011
38,260	Other	XEROX CORP				0.27	921903	116778199	Office Services from 2010 through 2015	NOV-2011
38,261	Other	XEROX CORP				22,953.25	923100	116810299	Office Services from 2010 through 2015	NOV-2011
38,262	Other	XEROX CORP				22,885.72	923100	116810299	Office Services from 2010 through 2015	NOV-2011
38,263	Other	XEROX CORP				16,957.39	923100	116810299	Office Services from 2010 through 2015	NOV-2011
38,264	Other	XEROX CORP				6,755.93	923100	116810299	Office Services from 2010 through 2015	NOV-2011
38,265	Other	XEROX CORP				4,526.47	923100	116810299	Office Services from 2010 through 2015	NOV-2011
38,266	Other	XEROX CORP				3,986.00	923100	116810299	Office Services from 2010 through 2015	NOV-2011
38,267	Other	XEROX CORP				1,925.44	923100	116810299	Office Services from 2010 through 2015	NOV-2011
38,268	Other	XEROX CORP				270.24	921903	116810299	Office Services from 2010 through 2015	NOV-2011
38,269	Other	XEROX CORP				3,495.96	923100	116810300	Office Services from 2010 through 2015	NOV-2011
38,270	Other	XEROX CORP				3,485.68	923100	116810300	Office Services from 2010 through 2015	NOV-2011
38,271	Other	XEROX CORP				2,582.75	923100	116810300	Office Services from 2010 through 2015	NOV-2011
38,272	Other	XEROX CORP				1,028.98	923100	116810300	Office Services from 2010 through 2015	NOV-2011
38,273	Other	XEROX CORP				689.42	923100	116810300	Office Services from 2010 through 2015	NOV-2011
38,274	Other	XEROX CORP				607.10	923100	116810300	Office Services from 2010 through 2015	NOV-2011
38,275	Other	XEROX CORP				293.26	923100	116810300	Office Services from 2010 through 2015	NOV-2011
38,276	Other	XEROX CORP				41.16	921903	116810300	Office Services from 2010 through 2015	NOV-2011
38,277	Other	XEROX CORP				34.84	923100	116810301	Office Services from 2010 through 2015	NOV-2011
38,278	Other	XEROX CORP				34.74	923100	116810301	Office Services from 2010 through 2015	NOV-2011
38,279	Other	XEROX CORP				25.74	923100	116810301	Office Services from 2010 through 2015	NOV-2011
38,280	Other	XEROX CORP				10.26	923100	116810301	Office Services from 2010 through 2015	NOV-2011
38,281	Other	XEROX CORP				6.87	923100	116810301	Office Services from 2010 through 2015	NOV-2011
38,282	Other	XEROX CORP				6.05	923100	116810301	Office Services from 2010 through 2015	NOV-2011
38,283	Other	XEROX CORP				2.92	923100	116810301	Office Services from 2010 through 2015	NOV-2011
38,284	Other	XEROX CORP				0.41	921903	116810301	Office Services from 2010 through 2015	NOV-2011
38,285	Other	XEROX CORP				73.38	923100	116810302	Office Services from 2010 through 2015	NOV-2011
38,286	Other	XEROX CORP				73.17	923100	116810302	Office Services from 2010 through 2015	NOV-2011
38,287	Other	XEROX CORP				54.22	923100	116810302	Office Services from 2010 through 2015	NOV-2011
38,288	Other	XEROX CORP				21.60	923100	116810302	Office Services from 2010 through 2015	NOV-2011
38,289	Other	XEROX CORP				14.47	923100	116810302	Office Services from 2010 through 2015	NOV-2011
38,290	Other	XEROX CORP				12.74	923100	116810302	Office Services from 2010 through 2015	NOV-2011
38,291	Other	XEROX CORP				6.16	923100	116810302	Office Services from 2010 through 2015	NOV-2011
38,292	Other	XEROX CORP				0.86	921903	116810302	Office Services from 2010 through 2015	NOV-2011
38,293	Other	XEROX CORP				86.38	923100	116810303	Office Services from 2010 through 2015	NOV-2011
38,294	Other	XEROX CORP				86.12	923100	116810303	Office Services from 2010 through 2015	NOV-2011
38,295	Other	XEROX CORP				63.81	923100	116810303	Office Services from 2010 through 2015	NOV-2011
38,296	Other	XEROX CORP				25.42	923100	116810303	Office Services from 2010 through 2015	NOV-2011
38,297	Other	XEROX CORP				17.03	923100	116810303	Office Services from 2010 through 2015	NOV-2011
38,298	Other	XEROX CORP				15.00	923100	116810303	Office Services from 2010 through 2015	NOV-2011
38,299	Other	XEROX CORP				7.25	923100	116810303	Office Services from 2010 through 2015	NOV-2011
38,300	Other	XEROX CORP				1.02	921903	116810303	Office Services from 2010 through 2015	NOV-2011
38,301	Other	XEROX CORP				14.93	923100	117155727	Office Services from 2010 through 2015	Dec-2011
38,302	Other	XEROX CORP				12.05	923100	117155727	Office Services from 2010 through 2015	Dec-2011
38,303	Other	XEROX CORP				11.07	923100	117155727	Office Services from 2010 through 2015	Dec-2011
38,304	Other	XEROX CORP				4.41	923100	117155727	Office Services from 2010 through 2015	Dec-2011
38,305	Other	XEROX CORP				2.96	923100	117155727	Office Services from 2010 through 2015	Dec-2011
38,306	Other	XEROX CORP				2.60	923100	117155727	Office Services from 2010 through 2015	Dec-2011
38,307	Other	XEROX CORP				1.26	923100	117155727	Office Services from 2010 through 2015	Dec-2011
38,308	Other	XEROX CORP				14,853.63	923100	117236967	Office Services from 2010 through 2015	Dec-2011
38,309	Other	XEROX CORP				11,981.22	923100	117236967	Office Services from 2010 through 2015	Dec-2011
38,310	Other	XEROX CORP				11,005.82	923100	117236967	Office Services from 2010 through 2015	Dec-2011
38,311	Other	XEROX CORP				4,385.90	923100	117236967	Office Services from 2010 through 2015	Dec-2011
38,312	Other	XEROX CORP				2,941.62	923100	117236967	Office Services from 2010 through 2015	Dec-2011
38,313	Other	XEROX CORP				2,583.44	923100	117236967	Office Services from 2010 through 2015	Dec-2011
38,314	Other	XEROX CORP				1,251.84	923100	117236967	Office Services from 2010 through 2015	Dec-2011

KENTUCKY UTILITIES COMPANY
Case No. 2012- 00221
Analysis of Professional Services Expenses For the Test Year

(A)	(B)	(C)	(D)	(E)	(F)	(G)	(H)	(I)		
Line No.	Type	Vendor	Rate Case	Audit	Other	Total	Account	Invoice	Description	Period
38,315	Other	XEROX CORP				11,665.76	923100	117236968	Office Services from 2010 through 2015	Dec-2011
38,316	Other	XEROX CORP				9,409.83	923100	117236968	Office Services from 2010 through 2015	Dec-2011
38,317	Other	XEROX CORP				8,643.77	923100	117236968	Office Services from 2010 through 2015	Dec-2011
38,318	Other	XEROX CORP				3,444.61	923100	117236968	Office Services from 2010 through 2015	Dec-2011
38,319	Other	XEROX CORP				2,310.29	923100	117236968	Office Services from 2010 through 2015	Dec-2011
38,320	Other	XEROX CORP				2,028.99	923100	117236968	Office Services from 2010 through 2015	Dec-2011
38,321	Other	XEROX CORP				983.17	923100	117236968	Office Services from 2010 through 2015	Dec-2011
38,322	Other	XEROX CORP				26.82	923100	117236969	Office Services from 2010 through 2015	Dec-2011
38,323	Other	XEROX CORP				21.63	923100	117236969	Office Services from 2010 through 2015	Dec-2011
38,324	Other	XEROX CORP				19.87	923100	117236969	Office Services from 2010 through 2015	Dec-2011
38,325	Other	XEROX CORP				7.92	923100	117236969	Office Services from 2010 through 2015	Dec-2011
38,326	Other	XEROX CORP				5.31	923100	117236969	Office Services from 2010 through 2015	Dec-2011
38,327	Other	XEROX CORP				4.66	923100	117236969	Office Services from 2010 through 2015	Dec-2011
38,328	Other	XEROX CORP				2.26	923100	117236969	Office Services from 2010 through 2015	Dec-2011
38,329	Other	XEROX CORP				50.04	923100	117236970	Office Services from 2010 through 2015	Dec-2011
38,330	Other	XEROX CORP				40.36	923100	117236970	Office Services from 2010 through 2015	Dec-2011
38,331	Other	XEROX CORP				37.08	923100	117236970	Office Services from 2010 through 2015	Dec-2011
38,332	Other	XEROX CORP				14.78	923100	117236970	Office Services from 2010 through 2015	Dec-2011
38,333	Other	XEROX CORP				9.91	923100	117236970	Office Services from 2010 through 2015	Dec-2011
38,334	Other	XEROX CORP				8.70	923100	117236970	Office Services from 2010 through 2015	Dec-2011
38,335	Other	XEROX CORP				4.22	923100	117236970	Office Services from 2010 through 2015	Dec-2011
38,336	Other	XEROX CORP				22.40	923100	117544394	Office Services from 2010 through 2015	Jan-2012
38,337	Other	XEROX CORP				17.94	923100	117544394	Office Services from 2010 through 2015	Jan-2012
38,338	Other	XEROX CORP				16.58	923100	117544394	Office Services from 2010 through 2015	Jan-2012
38,339	Other	XEROX CORP				6.61	923100	117544394	Office Services from 2010 through 2015	Jan-2012
38,340	Other	XEROX CORP				4.43	923100	117544394	Office Services from 2010 through 2015	Jan-2012
38,341	Other	XEROX CORP				3.90	923100	117544394	Office Services from 2010 through 2015	Jan-2012
38,342	Other	XEROX CORP				1.89	923100	117544394	Office Services from 2010 through 2015	Jan-2012
38,343	Other	XEROX CORP				26,408.16	923100	117580818	Office Services from 2010 through 2015	Jan-2012
38,344	Other	XEROX CORP				21,161.78	923100	117580818	Office Services from 2010 through 2015	Jan-2012
38,345	Other	XEROX CORP				19,556.54	923100	117580818	Office Services from 2010 through 2015	Jan-2012
38,346	Other	XEROX CORP				7,791.29	923100	117580818	Office Services from 2010 through 2015	Jan-2012
38,347	Other	XEROX CORP				5,226.82	923100	117580818	Office Services from 2010 through 2015	Jan-2012
38,348	Other	XEROX CORP				4,600.39	923100	117580818	Office Services from 2010 through 2015	Jan-2012
38,349	Other	XEROX CORP				2,231.68	923100	117580818	Office Services from 2010 through 2015	Jan-2012
38,350	Other	XEROX CORP				130.95	923100	117580819	Office Services from 2010 through 2015	Jan-2012
38,351	Other	XEROX CORP				104.94	923100	117580819	Office Services from 2010 through 2015	Jan-2012
38,352	Other	XEROX CORP				96.98	923100	117580819	Office Services from 2010 through 2015	Jan-2012
38,353	Other	XEROX CORP				38.64	923100	117580819	Office Services from 2010 through 2015	Jan-2012
38,354	Other	XEROX CORP				25.92	923100	117580819	Office Services from 2010 through 2015	Jan-2012
38,355	Other	XEROX CORP				22.81	923100	117580819	Office Services from 2010 through 2015	Jan-2012
38,356	Other	XEROX CORP				11.07	923100	117580819	Office Services from 2010 through 2015	Jan-2012
38,357	Other	XEROX CORP				33.34	923100	117580821	Office Services from 2010 through 2015	Jan-2012
38,358	Other	XEROX CORP				26.72	923100	117580821	Office Services from 2010 through 2015	Jan-2012
38,359	Other	XEROX CORP				24.69	923100	117580821	Office Services from 2010 through 2015	Jan-2012
38,360	Other	XEROX CORP				9.84	923100	117580821	Office Services from 2010 through 2015	Jan-2012
38,361	Other	XEROX CORP				6.60	923100	117580821	Office Services from 2010 through 2015	Jan-2012
38,362	Other	XEROX CORP				5.81	923100	117580821	Office Services from 2010 through 2015	Jan-2012
38,363	Other	XEROX CORP				2.82	923100	117580821	Office Services from 2010 through 2015	Jan-2012
38,364	Other	XEROX CORP				24.09	923100	117936761	Office Services from 2010 through 2015	Feb-2012
38,365	Other	XEROX CORP				17.85	923100	117936761	Office Services from 2010 through 2015	Feb-2012
38,366	Other	XEROX CORP				15.44	923100	117936761	Office Services from 2010 through 2015	Feb-2012
38,367	Other	XEROX CORP				7.12	923100	117936761	Office Services from 2010 through 2015	Feb-2012
38,368	Other	XEROX CORP				4.76	923100	117936761	Office Services from 2010 through 2015	Feb-2012
38,369	Other	XEROX CORP				4.18	923100	117936761	Office Services from 2010 through 2015	Feb-2012
38,370	Other	XEROX CORP				2.03	923100	117936761	Office Services from 2010 through 2015	Feb-2012
38,371	Other	XEROX CORP				23,102.97	923100	117936762	Office Services from 2010 through 2015	Feb-2012
38,372	Other	XEROX CORP				17,116.25	923100	117936762	Office Services from 2010 through 2015	Feb-2012
38,373	Other	XEROX CORP				14,807.54	923100	117936762	Office Services from 2010 through 2015	Feb-2012
38,374	Other	XEROX CORP				6,830.58	923100	117936762	Office Services from 2010 through 2015	Feb-2012

KENTUCKY UTILITIES COMPANY
Case No. 2012- 00221
Analysis of Professional Services Expenses For the Test Year

(A)	(B)	(C)	(D)	(E)	(F)	(G)	(H)	(I)		
Line No.	Type	Vendor	Rate Case	Audit	Other	Total	Account	Invoice	Description	Period
38,375	Other	XEROX CORP				4,569.64	923100	117936762	Office Services from 2010 through 2015	Feb-2012
38,376	Other	XEROX CORP				4,012.37	923100	117936762	Office Services from 2010 through 2015	Feb-2012
38,377	Other	XEROX CORP				1,942.49	923100	117936762	Office Services from 2010 through 2015	Feb-2012
38,378	Other	XEROX CORP				3,359.26	923100	117936763	Office Services from 2010 through 2015	Feb-2012
38,379	Other	XEROX CORP				2,488.78	923100	117936763	Office Services from 2010 through 2015	Feb-2012
38,380	Other	XEROX CORP				2,153.08	923100	117936763	Office Services from 2010 through 2015	Feb-2012
38,381	Other	XEROX CORP				993.20	923100	117936763	Office Services from 2010 through 2015	Feb-2012
38,382	Other	XEROX CORP				664.45	923100	117936763	Office Services from 2010 through 2015	Feb-2012
38,383	Other	XEROX CORP				583.42	923100	117936763	Office Services from 2010 through 2015	Feb-2012
38,384	Other	XEROX CORP				282.45	923100	117936763	Office Services from 2010 through 2015	Feb-2012
38,385	Other	XEROX CORP				26.69	923100	117936764	Office Services from 2010 through 2015	Feb-2012
38,386	Other	XEROX CORP				19.78	923100	117936764	Office Services from 2010 through 2015	Feb-2012
38,387	Other	XEROX CORP				17.11	923100	117936764	Office Services from 2010 through 2015	Feb-2012
38,388	Other	XEROX CORP				7.89	923100	117936764	Office Services from 2010 through 2015	Feb-2012
38,389	Other	XEROX CORP				5.28	923100	117936764	Office Services from 2010 through 2015	Feb-2012
38,390	Other	XEROX CORP				4.64	923100	117936764	Office Services from 2010 through 2015	Feb-2012
38,391	Other	XEROX CORP				2.24	923100	117936764	Office Services from 2010 through 2015	Feb-2012
38,392	Other	XEROX CORP				75.91	923100	117936765	Office Services from 2010 through 2015	Feb-2012
38,393	Other	XEROX CORP				56.24	923100	117936765	Office Services from 2010 through 2015	Feb-2012
38,394	Other	XEROX CORP				48.66	923100	117936765	Office Services from 2010 through 2015	Feb-2012
38,395	Other	XEROX CORP				22.44	923100	117936765	Office Services from 2010 through 2015	Feb-2012
38,396	Other	XEROX CORP				15.02	923100	117936765	Office Services from 2010 through 2015	Feb-2012
38,397	Other	XEROX CORP				13.18	923100	117936765	Office Services from 2010 through 2015	Feb-2012
38,398	Other	XEROX CORP				6.38	923100	117936765	Office Services from 2010 through 2015	Feb-2012
38,399	Other	XEROX CORP				20.96	923100	118312187	Office Services from 2010 through 2015	MAR-2012
38,400	Other	XEROX CORP				20.55	923100	118312187	Office Services from 2010 through 2015	MAR-2012
38,401	Other	XEROX CORP				15.54	923100	118312187	Office Services from 2010 through 2015	MAR-2012
38,402	Other	XEROX CORP				6.19	923100	118312187	Office Services from 2010 through 2015	MAR-2012
38,403	Other	XEROX CORP				4.15	923100	118312187	Office Services from 2010 through 2015	MAR-2012
38,404	Other	XEROX CORP				3.64	923100	118312187	Office Services from 2010 through 2015	MAR-2012
38,405	Other	XEROX CORP				1.78	923100	118312187	Office Services from 2010 through 2015	MAR-2012
38,406	Other	XEROX CORP				21,091.99	923100	118341475	Office Services from 2010 through 2015	MAR-2012
38,407	Other	XEROX CORP				20,674.49	923100	118341475	Office Services from 2010 through 2015	MAR-2012
38,408	Other	XEROX CORP				15,631.12	923100	118341475	Office Services from 2010 through 2015	MAR-2012
38,409	Other	XEROX CORP				6,229.07	923100	118341475	Office Services from 2010 through 2015	MAR-2012
38,410	Other	XEROX CORP				4,174.98	923100	118341475	Office Services from 2010 through 2015	MAR-2012
38,411	Other	XEROX CORP				3,657.28	923100	118341475	Office Services from 2010 through 2015	MAR-2012
38,412	Other	XEROX CORP				1,786.89	923100	118341475	Office Services from 2010 through 2015	MAR-2012
38,413	Other	XEROX CORP				5,326.54	923100	118341476	Office Services from 2010 through 2015	MAR-2012
38,414	Other	XEROX CORP				5,221.12	923100	118341476	Office Services from 2010 through 2015	MAR-2012
38,415	Other	XEROX CORP				3,947.47	923100	118341476	Office Services from 2010 through 2015	MAR-2012
38,416	Other	XEROX CORP				1,573.08	923100	118341476	Office Services from 2010 through 2015	MAR-2012
38,417	Other	XEROX CORP				1,054.35	923100	118341476	Office Services from 2010 through 2015	MAR-2012
38,418	Other	XEROX CORP				923.61	923100	118341476	Office Services from 2010 through 2015	MAR-2012
38,419	Other	XEROX CORP				451.26	923100	118341476	Office Services from 2010 through 2015	MAR-2012
38,420	Other	XEROX CORP				33.96	923100	118341477	Office Services from 2010 through 2015	MAR-2012
38,421	Other	XEROX CORP				33.29	923100	118341477	Office Services from 2010 through 2015	MAR-2012
38,422	Other	XEROX CORP				25.17	923100	118341477	Office Services from 2010 through 2015	MAR-2012
38,423	Other	XEROX CORP				10.03	923100	118341477	Office Services from 2010 through 2015	MAR-2012
38,424	Other	XEROX CORP				6.72	923100	118341477	Office Services from 2010 through 2015	MAR-2012
38,425	Other	XEROX CORP				5.89	923100	118341477	Office Services from 2010 through 2015	MAR-2012
38,426	Other	XEROX CORP				2.88	923100	118341477	Office Services from 2010 through 2015	MAR-2012
38,427	Other	XEROX CORP				114.44	923100	118341478	Office Services from 2010 through 2015	MAR-2012
38,428	Other	XEROX CORP				112.18	923100	118341478	Office Services from 2010 through 2015	MAR-2012
38,429	Other	XEROX CORP				84.81	923100	118341478	Office Services from 2010 through 2015	MAR-2012
38,430	Other	XEROX CORP				33.80	923100	118341478	Office Services from 2010 through 2015	MAR-2012
38,431	Other	XEROX CORP				22.65	923100	118341478	Office Services from 2010 through 2015	MAR-2012
38,432	Other	XEROX CORP				19.84	923100	118341478	Office Services from 2010 through 2015	MAR-2012
38,433	Other	XEROX CORP				9.70	923100	118341478	Office Services from 2010 through 2015	MAR-2012
38,434	Other	XEROX CORP				(26,646.40)	923100	Reverses *J703-0020-0311 Adjustment USD	Xerox	APR-2011

KENTUCKY UTILITIES COMPANY
Case No. 2012- 00221
Analysis of Professional Services Expenses For the Test Year

(A)	(B)	(C)	(D)	(E)	(F)	(G)	(H)	(I)		
Line No.	Type	Vendor	Rate Case	Audit	Other	Total	Account	Invoice	Description	Period
38,435	Other	XEROX CORP				(22,000.00)	923100	Reverses *J703-0020-0311 Adjustment USD	Xerox	APR-2011
38,436	Other	XEROX CORP				(19,820.20)	923100	Reverses *J703-0020-0311 Adjustment USD	Xerox	APR-2011
38,437	Other	XEROX CORP				(7,868.00)	923100	Reverses *J703-0020-0311 Adjustment USD	Xerox	APR-2011
38,438	Other	XEROX CORP				(4,634.50)	923100	Reverses *J703-0020-0311 Adjustment USD	Xerox	APR-2011
38,439	Other	XEROX CORP				(4,629.00)	923100	Reverses *J703-0020-0311 Adjustment USD	Xerox	APR-2011
38,440	Other	XEROX CORP				(2,245.71)	923100	Reverses *J703-0020-0311 Adjustment USD	Xerox	APR-2011
38,441	Other	YOUNGBLOOD CONSTRUCTION INC				876.36	513100	3553	PAYMENT OF INVOICE #3553--#3 STEAM LEAK	APR-2011
38,442	Other	YOUNGBLOOD CONSTRUCTION INC				895.97	513100	3556	PAYMENT OF INVOICE #3556-U3 TURBINE GEN OVERHAUL	APR-2011
38,443	Other	YOUNGBLOOD CONSTRUCTION INC				1,057.23	513100	3557	Disassemble & repair Unit #3 Turbine Actuator	APR-2011
38,444	Other	YOUNGBLOOD CONSTRUCTION INC				19.48	513100	3557	Materials necessary to disassemble Unit #3 Turbine Actuator	APR-2011
38,445	Other	YOUNGBLOOD CONSTRUCTION INC				8,433.17	513100	3561	U3 TURBINE GENERATOR OVERHAUL	APR-2011
38,446	Other	YOUNGBLOOD CONSTRUCTION INC				390.08	513100	3561	U3 TURBINE GENERATOR OVERHAUL	APR-2011
38,447	Other	YOUNGBLOOD CONSTRUCTION INC				12,574.16	513100	3569	U3 TURB. GEN. OVERHAUL	APR-2011
38,448	Other	YOUNGBLOOD CONSTRUCTION INC				9,070.02	513100	3573	UNIT 3 TURB. GENER. OVERHAUL	MAY-2011
38,449	Other	YOUNGBLOOD CONSTRUCTION INC				7,950.95	513100	3577	PAYMENT OF INVOICE #3577--U3 TURB GEN OVERHAUL, LOWER PLUG SCREWS	MAY-2011
38,450	Other	YOUNGBLOOD CONSTRUCTION INC				2,065.76	513100	3583	PAYMENT OF INVOICE #3583--U3 TURB GEN OVERHAUL, METRIC NUTS, LOWER PLUG SCREWS	MAY-2011
38,451	Other	YOUNGBLOOD CONSTRUCTION INC				806.25	512100	3583	PAYMENT OF INVOICE #3583--U3 TURB GEN OVERHAUL, METRIC NUTS, LOWER PLUG SCREWS	MAY-2011
38,452	Other	YOUNGBLOOD CONSTRUCTION INC				556.07	512100	3583	PAYMENT OF INVOICE #3583--U3 TURB GEN OVERHAUL, METRIC NUTS, LOWER PLUG SCREWS	MAY-2011
38,453	Other	YOUNGBLOOD CONSTRUCTION INC				785.19	513100	3584	INVOICE 3584	MAY-2011
38,454	Other	YOUNGBLOOD CONSTRUCTION INC				2,770.37	513100	3587	PAYMENT OF INVOICE #3587--U3 TURB GEN. OVERHAUL	MAY-2011
38,455	Other	YOUNGBLOOD CONSTRUCTION INC				100.00	513100	3587	PAYMENT OF INVOICE #3587--U3 TURB GEN. OVERHAUL	MAY-2011
38,456	Other	YOUNGBLOOD CONSTRUCTION INC				197.70	513100	3588	Labor to fabricate threaded dowel nuts for #4 Turbine LS Governing Valve	MAY-2011
38,457	Other	YOUNGBLOOD CONSTRUCTION INC				570.23	513100	3594	UNIT 3 TURB GEN OVERHAUL	MAY-2011
38,458	Other	YOUNGBLOOD CONSTRUCTION INC				100.74	513100	3595	Labor to fabricate threaded dowel nuts for #4 Turbine LS Governing Valve	MAY-2011
38,459	Other	YOUNGBLOOD CONSTRUCTION INC				94.13	513100	3595	Labor to fabricate lever shims for #4 Turbine RS Governing Valve	MAY-2011
38,460	Other	YOUNGBLOOD CONSTRUCTION INC				1,760.00	513100	3600	METRO NUTS FOR CHOCKS AND GRIND SEAT FOR OF CONTROL VALVE	Jun-2011
38,461	Other	YOUNGBLOOD CONSTRUCTION INC				433.05	512100	3600	METRO NUTS FOR CHOCKS AND GRIND SEAT FOR OF CONTROL VALVE	Jun-2011
38,462	Other	YOUNGBLOOD CONSTRUCTION INC				769.05	513100	3601	Threaded dowel, nut	Jun-2011
38,463	Other	YOUNGBLOOD CONSTRUCTION INC				129.36	513100	3601	fab. lever shims	Jun-2011
38,464	Other	YOUNGBLOOD CONSTRUCTION INC				2,149.50	513100	3605	Threaded dowel, nut	Jun-2011
38,465	Other	YOUNGBLOOD CONSTRUCTION INC				2,371.28	513100	3612	SERVICES ON U3 TURB. GEN OVERHAUL MAY 30 THRU JUN 5, 2011	Jun-2011
38,466	Other	YOUNGBLOOD CONSTRUCTION INC				86.25	921902	3642	TO PAY FOR (1) WEEK OF SERVICES FOR SERVCO - WEEK ENDING 07/31/11	SEP-2011
38,467	Other	YOUNGBLOOD CONSTRUCTION INC				123.09	921902	3645	TO PAY FOR (1) WEEK OF SERVICES FOR SERVCO - WEEK ENDING 08/07/11	SEP-2011
38,468	Other	YOUNGBLOOD CONSTRUCTION INC				362.14	514100	3651	PAYMENT OF INVOICE #3651--GHENT CRANE TEST EQUIPMENT	SEP-2011
38,469	Other	YOUNGBLOOD CONSTRUCTION INC				187.82	514100	3651	PAYMENT OF INVOICE #3651--GHENT CRANE TEST EQUIPMENT	SEP-2011
38,470	Other	YOUNGBLOOD CONSTRUCTION INC				328.69	506100	3652	FAB CRANE TEST EQUIPMENT	SEP-2011
38,471	Other	YOUNGBLOOD CONSTRUCTION INC				221.28	506100	3652	FAB CRANE TEST EQUIPMENT	SEP-2011
38,472	Other	YOUNGBLOOD CONSTRUCTION INC				209.24	506100	3657	FAB CRANE TEST EQUIPMENT	SEP-2011
38,473	Other	YOUNGBLOOD CONSTRUCTION INC				140.87	506100	3657	FAB CRANE TEST EQUIPMENT	SEP-2011
38,474	Other	YOUNGBLOOD CONSTRUCTION INC				399.26	514100	3658	PAYMENT OF INVOICE #3658--GHENT FAB CRANE TEST EQUIPM.	SEP-2011
38,475	Other	YOUNGBLOOD CONSTRUCTION INC				507.59	514100	3669	PAYMENT OF INVOICE #3669--GHENT CRANE TEST EQUIPMENT	OCT-2011
38,476	Other	YOUNGBLOOD CONSTRUCTION INC				1,114.77	506100	3670	FAB CRANE TEST EQUIPMENT	OCT-2011
38,477	Other	YOUNGBLOOD CONSTRUCTION INC				1,096.46	514100	3676	PAYMENT OF INVOICE #3676--GHENT CRANE TEST EQUIPMENT	OCT-2011
38,478	Other	YOUNGBLOOD CONSTRUCTION INC				112.43	514100	3676	PAYMENT OF INVOICE #3676--GHENT CRANE TEST EQUIPMENT	OCT-2011
38,479	Other	YOUNGBLOOD CONSTRUCTION INC				646.05	506100	3678	FAB CRANE TEST EQUIPMENT	OCT-2011
38,480	Other	YOUNGBLOOD CONSTRUCTION INC				120.65	506100	3678	FAB CRANE TEST EQUIPMENT	OCT-2011
38,481	Other	YOUNGBLOOD CONSTRUCTION INC				319.86	514100	3679	PAYMENT OF INVOICE #3679--GHENT CRANE TEST EQUIPMENT	OCT-2011
38,482	Other	YOUNGBLOOD CONSTRUCTION INC				402.66	506100	3681	FAB CRANE TEST EQUIPMENT	OCT-2011
38,483	Other	YOUNGBLOOD CONSTRUCTION INC				2,662.86	513100	3684	THROTTLE VLV/SPRING CAN	NOV-2011
38,484	Other	YOUNGBLOOD CONSTRUCTION INC				86.25	514100	3685	PAYMENT OF INVOICE #3685--WORK PERFORMED AT GHENT 10/3 THRU 10/9/11	NOV-2011
38,485	Other	YOUNGBLOOD CONSTRUCTION INC				17.46	514100	3685	PAYMENT OF INVOICE #3685--WORK PERFORMED AT GHENT 10/3 THRU 10/9/11	NOV-2011
38,486	Other	YOUNGBLOOD CONSTRUCTION INC				7,075.77	513100	3691	HP/IP TURBINE	NOV-2011

KENTUCKY UTILITIES COMPANY
Case No. 2012- 00221
Analysis of Professional Services Expenses For the Test Year

(A)	(B)	(C)	(D)	(E)	(F)	(G)	(H)	(I)		
Line No.	Type	Vendor	Rate Case	Audit	Other	Total	Account	Invoice	Description	Period
38,487	Other	YOUNGBLOOD CONSTRUCTION INC				2,484.91	513100	3691	THROTTLE VLV/SPRING CAN	NOV-2011
38,488	Other	YOUNGBLOOD CONSTRUCTION INC				524.35	506100	3691	FAB CRANE TEST EQUIP	NOV-2011
38,489	Other	YOUNGBLOOD CONSTRUCTION INC				20.98	506100	3691	FAB CRANE TEST EQUIP	NOV-2011
38,490	Other	YOUNGBLOOD CONSTRUCTION INC				293.46	514100	3693	PAYMENT OF INVOICE #3693--WORK PERFORMED AT GHENT 10/10 THRU 10/16/11	NOV-2011
38,491	Other	YOUNGBLOOD CONSTRUCTION INC				336.65	514100	3699	PAYMENT OF INVOICE #3699--WORK PERFORMED AT GHENT 10/24 THRU 10/30/11	NOV-2011
38,492	Other	YOUNGBLOOD CONSTRUCTION INC				460.00	506100	3701	FAB CRANE TEST EQUIPMENT	NOV-2011
38,493	Other	YOUNGBLOOD CONSTRUCTION INC				139.10	930274	3707	TO PAY FOR (1) WEEK OF SERVICES - WK. ENDING 10/23/11 FOR MILL CREEK STATION	NOV-2011
38,494	Other	YOUNGBLOOD CONSTRUCTION INC				(55.19)	513100	3711	THROTTLE VLV/SPRING CAN	NOV-2011
38,495	Other	YOUNGBLOOD CONSTRUCTION INC				2,748.90	513100	3768	PAY INVOICE 3768 - DIRECT CHARGES SHIM PLATES FROM ATLAS MACHINE	MAR-2012
38,496	Other	YOUNGBLOOD CONSTRUCTION INC				6,094.85	513100	3789	GHENT 1 OUTAGE FOR THE PERIOD 2/20 THRU 2/26/12	MAR-2012
38,497	Other	YOUNGBLOOD CONSTRUCTION INC				3,550.04	513100	3795	PAYMENT OF INVOICE #3795--UNIT 1 OUTAGE FEB 27 THRU MAR 4, 2012	MAR-2012
38,498	Other	YOUNGBLOOD CONSTRUCTION INC				2,936.42	513100	3796	PAYMENT OF INVOICE #3796--U1 OUTAGE MAR 5 THRU MAR 11, 2012	MAR-2012
38,499	Other	YOUNGBLOOD CONSTRUCTION INC				8,482.52	513100	SS2	HP/IP TURBINE	NOV-2011
38,500	Other	ZIP EXPRESS COURIER SERVICE				30.50	903907	967470	payment for daily courier route between Regulus and BOC	Jan-2012
38,501	Other	ZIP EXPRESS COURIER SERVICE				24.40	903907	968322	payment for daily courier route between Regulus and BOC	Jan-2012
38,502	Other	ZIP EXPRESS COURIER SERVICE				30.50	903907	968842	payment for daily courier route between Regulus and BOC	Jan-2012
38,503	Other	ZIP EXPRESS COURIER SERVICE				30.50	903907	969267	payment for daily courier route between Regulus and BOC	Jan-2012
38,504	Other	ZIP EXPRESS COURIER SERVICE				30.50	903907	969712	payment for daily courier route between Regulus and BOC	Jan-2012
38,505	Other	ZIP EXPRESS COURIER SERVICE				30.50	903907	970123	payment for daily courier route between Regulus and BOC	Feb-2012
38,506	Other	ZIP EXPRESS COURIER SERVICE				30.50	903907	970473	payment for daily courier route between Regulus and BOC	Feb-2012
38,507	Other	ZIP EXPRESS COURIER SERVICE				30.50	903907	970811	payment for daily courier route between Regulus and BOC	Feb-2012
38,508	Other	ZIP EXPRESS COURIER SERVICE				30.50	903907	971166	payment for daily courier route between Regulus and BOC	Feb-2012
38,509	Other	ZIP EXPRESS COURIER SERVICE				30.87	903907	971546	payment for daily courier route between Regulus and BOC	MAR-2012
38,510	Other	ZIP EXPRESS COURIER SERVICE				30.87	903907	972344	payment for daily courier route between Regulus and BOC	MAR-2012
38,511	Other	ZIP EXPRESS COURIER SERVICE				30.87	903907	972776	payment for daily courier route between Regulus and BOC	MAR-2012
38,512	Other	ZIP EXPRESS COURIER SERVICE				30.87	903907	973112	payment for daily courier route between Regulus and BOC	MAR-2012
38,513	Other	ZIP EXPRESS COURIER SERVICE				30.87	903907	973499	payment for daily courier route between Regulus and BOC	MAR-2012
38,514	Other Total					79,983,892.32				
38,515	Grand Total					\$ 90,417,775.34				
38,516										
38,517		The hourly rates and time charged are not available.								

KENTUCKY UTILITIES COMPANY

CASE NO. 2012-00221

**Response to Commission Staff's First Request for Information
Dated June 15, 2012**

Question No. 32

Responding Witness: Valerie L. Scott

- Q-32. Provide a detailed analysis of contributions for charitable and political purposes (in cash or services), if any, recorded in accounts other than Account No. 426. Show the amount of the expenditure, the recipient of the contribution, and the specific account charged. If amounts are allocated, show a calculation of the factor used to allocate each amount. Detailed analysis is not required for amounts of less than \$100, provided the items are grouped by classes.
- A-32. There were no contributions for charitable or political purposes recorded in accounts other than Account No. 426.

KENTUCKY UTILITIES COMPANY

CASE NO. 2012-00221

**Response to Commission Staff's First Request for Information
Dated June 15, 2012**

Question No. 33

Responding Witness: Lonnie E. Bellar / Valerie L. Scott

- Q-33. Describe KU's lobbying activities and provide a schedule showing the name, salary, affiliation, all company-paid or reimbursed expenses or allowances, and the account charged for each individual whose principal function is lobbying on the local, state, or national level. If any amounts are allocated, show a calculation of the factor used to allocate each amount.
- A-33. Kentucky Utilities charges expenses for lobbying activities to account 426.4, Expenditures for Certain Civic, Political and Related Activities, a "below-the-line" account not deducted in arriving at net operating income. The expenses recorded in this account, which include all expenses of External Affairs, are not included in rates and are not proposed to be included in rates.

Some expenses are directly charged to 426.4 while others are indirect charges which are allocated. All expenses and charges, whether directly or indirectly assigned, are not included in rates. G.R. Siemens' indirect charges were allocated to Louisville Gas & Electric at 38%, Kentucky Utilities at 42% and LKE Capital Corp. at 20%. D.J. Freibert's indirect charges were allocated to Louisville Gas & Electric at 10% and Kentucky Utilities at 90%. M.S. Beer's indirect charges were allocated to Louisville Gas & Electric at 47% and Kentucky Utilities at 53%.

During the test year, these charges amounted to \$1,118,144, of this amount \$347,261 represented approximately 58.76% of the salary and associated benefits (e.g., health care and retirement) of G.R. Siemens, D.J. Freibert, and M.S. Beer whose duties include, but are not limited to, representation before governmental agencies and legislative bodies at local, state and federal levels on matters directly related to the Company and the conduct of its business. These employees also provide functional representation of the Company at and participation in civic, charitable and community events, monitor the legislative and regulatory processes, respond to inquiries by federal, state and local governmental agencies and legislative bodies and participate in industry meetings and conferences.

Thus, the \$347,261 does not reflect time associated only with lobbying activities as defined by Account 426.4. The remaining \$770,883 charged to this account is

associated with salary and benefits for three other employees who provide analytical or administrative support and business expenses (e.g., travel and office expenses) for G.R. Siemens, D.J. Freibert, and M.S. Beer.

KENTUCKY UTILITIES COMPANY

CASE NO. 2012-00221

Response to Commission Staff's First Request for Information
Dated June 15, 2012

Question No. 34

Responding Witness: Valerie L. Scott

- Q-34. Provide a schedule showing for the test year and the year preceding the test year, with each year shown separately, of the following information regarding KU's investments in subsidiaries and joint ventures:
- a. Name of subsidiary or joint venture;
 - b. Date of initial investment;
 - c. Amount and type of investment made for each of the 2 years included in this response;
 - d. Balance sheet and income statement. Where only internal statements are prepared, furnish copies of these;
 - e. A separate schedule of all dividends or income of any type received by KU from its subsidiaries or joint ventures showing how this income is reflected in the reports filed with the Commission and stockholder reports; and
 - f. Name of each officer of each of the subsidiaries or joint ventures, each officer's annual compensation, the portion of that compensation that is charged to the subsidiary or joint venture, the position each officer holds with KU, and the compensation received from KU.
- A-34. (1 of 2)
- a. Electric Energy, Inc. (EEI)
 - b. KU invested in the formation of EEI when it received its charter from the State of Illinois in December 1950.
 - c. No investments were made in EEI by KU during the 2 years included in this response.

- d. See attached (1 of 2) containing financial statements for EEI including Statements of Income for the twelve months ended March 31, 2011 and 2012 and Balance Sheets as of March 31, 2011 and 2012.
- e. KU records its earnings on its investments in EEI on the equity method of accounting. KU records a share of EEI's net income each period in proportion to KU's ownership percentage (20%). KU has recorded a loss of \$1,243,444 and income of \$1,861,381 for the 12-months ended March 31, 2012 and 2011, respectively. These amounts have been reported as "Other Income Less Deductions" in KU's reports filed with the Commission and as "Equity Earnings in EEI" in stockholders reports.
- f. Officers: Steven R. Sullivan Chairman of the Board
 William H. Sheppard President
 David R. Rambo Secretary-Treasurer

None of the officers of EEI are officers or employees of KU.

None of EEI's officers receive compensation from KU nor is any portion of their salaries charged to KU. EEI's officer salaries are charged internally by EEI as expenses against EEI's revenues to arrive at net income. The compensation paid to these officers by EEI is not available to KU.

(2 of 2)

- a. Ohio Valley Electric Corporation (OVEC)
- b. KU's original investment in OVEC was made in 1952.
- c. No investments were made in OVEC by KU during the 2 years included in this response.
- d. See attached (2 of 2) containing financial statements for OVEC including Statements of Income for the twelve months ended March 31, 2012 and 2011 and Balance Sheets as of March 31, 2012 and 2011.
- e. KU records its dividend income from OVEC on the cost method of accounting. KU has recorded \$25,000 and \$42,500 in dividends for the 12-months ended March 31, 2012 and 2011, respectively. These amounts have been reported as "Other Income Less Deductions" in KU's reports filed with the Commission and as "Other Income (Expense) – Net" in stockholders reports.

f.	Officers:	Nicholas K. Akins	President
		Mark A. Peifer	Vice President & Asst. to President
		David E. Jones	Vice President - Operations
		John D. Brodt	Secretary and Treasurer
		Ronald D. Cook	Asst. Secretary and Asst. Treasurer
		Charles E. Zebula	Asst. Secretary and Asst. Treasurer

None of the officers of OVEC are officers or employees of KU.

None of OVEC's officers receive compensation from KU nor is any portion of their salaries charged to KU. OVEC's officer salaries are charged internally by OVEC as expenses against OVEC's revenues to arrive at net income. The compensation paid to these officers by OVEC is not available to KU.

Electric Energy, Inc.

Statements of Income

For The Twelve Months Ended March 31, 2011 and 2012

	<u>2012</u>	<u>2011</u>
Operating Revenues		
Sales To Department Of Energy:		
Permanent Power	\$ 0	\$ 122,389
Additional Power	56,922,747	63,556,359
Forward Sales Contract	<u>(1,978,524)</u>	<u>(2,532)</u>
Total Sales To Department Of Energy	<u>\$ 54,944,223</u>	<u>\$ 63,676,216</u>
Sales To Ameren Energy Marketing:		
Permanent Power	<u>\$ 235,361,960</u>	<u>\$ 261,126,730</u>
Total Sales To Other Electric Utilities	<u>\$ 235,361,960</u>	<u>\$ 261,126,730</u>
Other Electric Revenues	<u>5,526,127</u>	<u>5,537,743</u>
Total Operating Revenues	<u>\$ 295,832,310</u>	<u>\$ 330,340,689</u>
Operating Expenses		
Purchased Power	\$ 62,729,935	\$ 69,304,775
Fuel	177,064,142	165,395,721
Operation	41,804,751	42,316,964
Maintenance	17,139,472	17,166,047
Depreciation	7,892,417	7,756,995
Taxes, Other Than Income Taxes	2,423,871	2,658,500
Income Taxes	5,407,668	13,140,481
Income Tax Benefit from Net Operating Loss	<u>(12,037,617)</u>	<u>(2,971,923)</u>
Total Operating Expenses	<u>\$ 302,424,639</u>	<u>\$ 314,767,560</u>
Income From Operations	<u>\$ (6,592,329)</u>	<u>\$ 15,573,129</u>
Other (Income) And Expense		
Interest Income	\$ (65,740)	\$ (101,535)
Interest Expense	2,075,244	2,750,027
Other, Net	<u>(617,782)</u>	<u>(3,069,253)</u>
Total Other (Income) and Expense	<u>\$ 1,391,722</u>	<u>\$ (420,761)</u>
Net Income	<u>\$ (7,984,051)</u>	<u>\$ 15,993,890</u>

Electric Energy, Inc.
Balance Sheets
As of March 31, 2011 and 2012

	2012	2011
Assets		
Utility Plant		
Utility Plant In Service	\$ 500,175,434	\$ 482,136,160
Construction Work In Progress	9,209,394	13,334,413
	\$ 509,384,828	\$ 495,470,573
Less: Accumulated Depreciation of Utility Plant	365,698,503	358,919,068
Total Utility Plant, Net	\$ 143,686,325	\$ 136,551,505
Current Assets		
Cash	\$ 111,828	\$ 213,015
Working Funds	35,645	52,826
Accounts Receivable -		
Department of Energy	74,045	0
Sponsoring Companies	11,994,460	26,217,044
Subsidiaries - Short Term	1,356,018	1,439,775
Other	1,097,540	793,984
Fuel Inventory	17,442,325	17,982,410
Plant Material and Supplies Inventory	13,928,653	12,089,218
Prepayments	947,602	839,176
Forward Sales Contract Assets - Current	60,584	10,080,387
Mark-to-Market Derivative Assets - Current	4,280,626	7,136,727
Total Current Assets	\$ 51,329,326	\$ 76,844,562
Other Assets		
Unamortized Debt Expense	\$ 316,005	\$ 563,792
Deferred Charges and Other Assets	2,018,395	2,450,629
Deferred Taxes	11,283,692	3,978,275
Investment in Subsidiaries	36,077,571	36,077,571
Mark-to-Market Derivative Assets - Long Term	1,067,164	3,547,546
Total Other Assets	\$ 50,762,827	\$ 46,617,813
Total Assets	\$ 245,778,478	\$ 260,013,880

Electric Energy, Inc.
Balance Sheets
As of March 31, 2011 and 2012

	<u>2012</u>	<u>2011</u>
Stockholders' Equity And Liabilities		
Stockholders' Equity		
Common Stock	\$ 6,200,000	\$ 6,200,000
Retained Earnings	<u>71,007,358</u>	<u>78,991,409</u>
	\$ <u>77,207,358</u>	\$ <u>85,191,409</u>
Other Comprehensive Income	<u>(46,232,774)</u>	<u>(20,428,596)</u>
Total Stockholders' Equity	\$ <u>30,974,584</u>	\$ <u>64,762,813</u>
 Current Liabilities		
Notes Payable, Sponsoring Companies	\$ 91,200,000	\$ 85,000,000
Accounts Payable	7,384,201	6,463,373
Accounts Payable to Associated Companies	21,162,272	24,585,285
Dividends Payable	0	0
Accrued Taxes Other Than Income	1,186,903	1,169,110
Accrued Income Taxes	(11,769,698)	8,199,568
Forward Sales Contract Liabilities - Current	54,110	8,095,388
Mark-to-Market Derivative Assets - Current	<u>490,053</u>	<u>630,519</u>
Total Current Liabilities	\$ <u>109,707,841</u>	\$ <u>134,143,243</u>
 Other Liabilities		
Provision for Injuries & Damages	\$ 1,165,780	\$ 1,220,699
Asset Retirement Obligations	9,247,887	8,017,827
Postretirement Benefit Liability	52,957,849	22,337,585
Pension Liability	37,008,820	22,972,878
Deferred Taxes - Net	662,840	3,955,826
Other Deferred Credits	3,151,570	2,578,688
Mark-to-Market Derivative Assets - Long Term	<u>900,307</u>	<u>24,321</u>
Total Other Liabilities	\$ <u>105,095,053</u>	\$ <u>61,107,824</u>
 Total Stockholders' Equity And Liabilities	 \$ <u>245,777,478</u>	 \$ <u>260,013,880</u>

OHIO VALLEY ELECTRIC CORPORATION AND SUBSIDIARY COMPANY**INCOME AND RETAINED EARNINGS
FOR THE TWELVE MONTHS ENDED MARCH 31, 2012 AND 2011**

	<u>March 31, 2012</u>	<u>March 31, 2011</u>
Operating Revenues:	\$ 683,886,693	\$ 709,969,046
Operating Expenses:		
Fuel Consumed	355,984,979	380,045,335
Purchased Power	10,793,106	10,527,272
Other Operation	97,325,251	79,394,604
Maintenance	90,126,984	85,468,258
Depreciation	55,089,908	74,047,577
Taxes, State, Local and Miscellaneous	11,300,658	10,391,348
Taxes - Federal Income	<u>852,471</u>	<u>780,255</u>
Total Operating Expenses	<u>621,473,357</u>	<u>640,654,649</u>
Net Operating Income	62,413,335	69,314,398
Other Income (Expense)	11,171,046	4,285,912
Income Before Interest Charges	73,584,381	73,600,309
Interest Charges:		
Amortization of debt expense	1,525,709	2,032,078
Interest expense	69,613,055	70,462,858
Total Interest and Other	<u>71,138,764</u>	<u>72,494,936</u>
Net Income	2,445,617	1,105,373
Retained Earnings - Beginning	4,037,278	2,367,173
Cash Dividends	<u>(1,000,000)</u>	<u>(1,700,000)</u>
Retained Earnings — End	<u>\$ 5,482,896</u>	<u>\$ 1,772,546</u>

OHIO VALLEY ELECTRIC CORPORATION AND SUBSIDIARY COMPANY

**BALANCE SHEETS
AS OF MARCH 31, 2012 AND 2011**

	March 31, 2012	March 31, 2011
Assets		
Electric Plant:		
At original cost	\$ 1,782,316,501	\$ 1,287,997,778
Less — accumulated provisions for depreciation	1,048,918,186	1,000,623,878
Total plant	733,398,315	287,373,899
Construction in progress	703,612,293	1,009,718,133
Net plant in service	1,437,010,608	1,297,092,032
Investments and Other:		
Investment in subsidiary company	-	-
Advances to subsidiary — construction	-	-
Total investments and other	-	-
Current Assets:		
Cash and cash equivalents	20,439,053	34,053,741
Accounts receivable	28,491,865	35,934,346
Fuel in storage — at average cost	98,759,519	57,222,984
Materials and supplies — at average cost	28,969,540	23,091,918
Property taxes applicable to future years	1,891,440	1,876,500
Emission allowances	29,261	537,451
Deferred tax assets	13,213,395	7,141,504
Income taxes receivable	9,389,111	13,181,259
Prepaid expenses and other	1,261,515	2,300,377
Total current assets	202,444,698	175,340,079
Regulatory Assets:		
Unrecognized postemployment benefits	2,412,685	2,958,768
Asset retirement costs	-	838,892
Pension benefits	50,922,795	23,754,843
Postretirement benefits	1,411,122	
Income taxes billable to customer	7,126,161	-
Total regulatory assets	61,872,763	27,552,503
Deferred Charges and Other:		
Unamortized debt expense	13,384,643	11,130,569
Deferred tax assets	38,205,719	36,744,159
Long term investments	110,962,547	95,836,686
Other	299,849	42,459
Total deferred charges	162,852,758	143,753,873
Total	\$ 1,864,180,828	\$ 1,643,738,486

OHIO VALLEY ELECTRIC CORPORATION AND SUBSIDIARY COMPANY

BALANCE SHEETS
AS OF MARCH 31, 2012 AND 2011

	<u>March 31, 2012</u>	<u>March 31, 2011</u>
Capitalization and Liabilities		
Capitalization:		
Common stock, \$100 par value — authorized, 300,000 shares; outstanding, 100,000 shares	\$ 10,000,000	\$ 10,000,000
Long-term debt	1,289,515,740	1,223,988,966
Line of credit borrowings - long term	180,000,000	105,000,000
Retained earnings	<u>4,330,253</u>	<u>2,884,635</u>
Total capitalization	<u>1,483,845,993</u>	<u>1,341,873,601</u>
Current Liabilities:		
Current portion of long-term debt	36,227,200	40,425,678
Accounts payable	43,579,492	36,457,875
Deferred revenue — advances for construction	46,150,412	16,524,675
Accrued other taxes	8,373,482	7,997,924
Regulatory liabilities	2,707,506	2,714,539
Accrued interest and other	<u>25,371,121</u>	<u>26,002,198</u>
Total current liabilities	<u>162,409,213</u>	<u>130,122,889</u>
Regulatory Liabilities:		
Postretirement benefits	-	33,608,920
Decommissioning and demolition	13,141,652	1,146,623
Investment tax credits	3,393,146	3,393,146
Net antitrust settlement	1,823,929	1,823,929
Deferred income tax liability	6,302,915	-
Income taxes refundable to customers	<u>43,201,072</u>	<u>42,731,908</u>
Total regulatory liabilities	<u>67,862,714</u>	<u>82,704,527</u>
Other Liabilities:		
Pension Liability	50,922,795	23,754,843
Asset retirement obligations	19,809,316	30,999,653
Postretirement benefits obligation	76,918,112	31,324,205
Postemployment benefits obligation	<u>2,412,685</u>	<u>2,958,768</u>
Total other liabilities	<u>150,062,908</u>	<u>89,037,469</u>
Total	<u>\$ 1,864,180,828</u>	<u>\$ 1,643,738,486</u>

KENTUCKY UTILITIES COMPANY

CASE NO. 2012-00221

**Response to Commission Staff's First Request for Information
Dated June 15, 2012**

Question No. 35

Responding Witness: Valerie L. Scott

Q-35. Provide the following information with regard to uncollectible accounts for the test year and 3 preceding calendar years (taxable year acceptable):

- a. Reserve account balance at the beginning of the year;
- b. Charges to reserve account (accounts charged off);
- c. Credits to reserve account;
- d. Current year provision;
- e. Reserve account balance at the end of the year; and
- f. Percent of provision to total revenue.

- A-35. a. See attached.
- b. See attached.
 - c. See attached.
 - d. See attached.
 - e. See attached.
 - f. See attached.

Kentucky Utilities Company Case Number 2012-00221 Summary of Uncollectible Accounts Reserves						
						Percent of
	Reserve				Reserve	Provision
	Account Balance	Charges to	Credits to	Current Year	Account Balance	to Total
Year	Beginning of Year	Reserve Account	Reserve Account	Provision	End of Year	Revenue
	(a)	(b)	(c)	(d)	(e)	(f)
					(a)-(b)+(c)+(d)	
Total Company						
Test Year						
March 2012	\$ 2,387,125	\$ 7,916,746	\$ 2,231,793	\$ 5,424,409	\$ 2,126,581	0.4%
2011	\$ 2,044,853	\$ 8,248,113	\$ 2,185,279	\$ 5,915,031	\$ 1,897,050	0.4%
2010	\$ 1,294,898	\$ 7,181,984	\$ 958,876	\$ 6,973,063	\$ 2,044,853	0.5%
2009	\$ 971,070	\$ 4,774,558	\$ 849,471	\$ 4,248,915	\$ 1,294,898	0.3%
Kentucky Operations						
Test Year						
March 2012	\$ 2,205,965	\$ 7,573,719	\$ 2,158,384	\$ 5,224,931	\$ 2,015,561	0.4%
2011	\$ 1,918,895	\$ 7,903,404	\$ 2,115,811	\$ 5,680,306	\$ 1,811,608	0.4%
2010	\$ 1,232,519	\$ 6,774,943	\$ 909,166	\$ 6,552,153	\$ 1,918,895	0.5%
2009	\$ 920,000	\$ 4,560,542	\$ 780,161	\$ 4,092,900	\$ 1,232,519	0.3%
Old Dominion						
Test Year						
March 2012	\$ 181,160	\$ 343,027	\$ 73,409	\$ 199,478	\$ 111,020	0.3%
2011	\$ 125,958	\$ 344,709	\$ 69,468	\$ 234,725	\$ 85,442	0.3%
2010	\$ 62,379	\$ 407,041	\$ 49,710	\$ 420,910	\$ 125,958	0.5%
2009	\$ 51,070	\$ 214,016	\$ 69,310	\$ 156,015	\$ 62,379	0.3%

KENTUCKY UTILITIES COMPANY

CASE NO. 2012-00221

**Response to Commission Staff's First Request for Information
Dated June 15, 2012**

Question No. 36

Responding Witness: Valerie L. Scott

Q-36. Provide a detailed analysis of the retained earnings account for the test year and the 12-month period immediately preceding the test year.

A-36. See attached.

Kentucky Utilities Company
Analysis of Retained Earnings
March 31, 2012

Line No.		12 Month Ended	
		<u>March 31, 2012</u>	<u>March 31, 2011</u>
1	Balance at Beginning of Period.....	1,479,197,359.17	1,372,035,946.19
2	Add:		
3	Net Income.....	157,792,396.93	188,161,412.98
4	Deduct:		
5	Common Dividends.....		
6	Common Stock Without Par Value...	<u>116,500,000.00</u>	<u>81,000,000.00</u>
7			
8			
9	Balance at End of Period.....	<u><u>1,520,489,756.10</u></u>	<u><u>1,479,197,359.17</u></u>

KENTUCKY UTILITIES COMPANY

CASE NO. 2012-00221

**Response to Commission Staff's First Request for Information
Dated June 15, 2012**

Question No. 37

Responding Witness: Shannon L. Charnas

Q-37. Provide a list of all non-utility property, related property taxes, and accounts where amounts are recorded. Include a description of the property, the date purchased, and the cost.

A-37. See attached.

Kentucky Utilities Company
Non-Utility Property
March 2012

<u>Description of Non-Utility Property</u>	<u>Cost</u>	<u>Date Purchased</u>	<u>Property Taxes</u>	<u>Property Tax Account</u>
Augusta	\$ 7,073	31-Jul-1973		
Blackmount Substation	2,210	31-Dec-1959		
Campbellsville	29,789	31-Jul-1991		
Carrollton	75	31-Dec-1941		
Cumberland Substation	500	31-Aug-1941		
Graham Generating Plant	1,761	28-Feb-1941		
Iron Works Pike Substation	212	31-Oct-1953		
Lexington Generating Plant	12,950	30-Sep-1940		
Lexington	79,501	31-Oct-1967		
Middlesboro	250	31-Dec-1941		
Morehead	87	30-Apr-1941		
Nortonville	3,286	31-Aug-1950		
Pineville	150	31-Dec-1941		
Williamsburg	4,950	31-Dec-1941		
Retired Great Crossing Substation 0672	146	30-Sep-1949		
Retired London Substation 0533	3,591	30-Sep-1941		
Retired Washington Substation #30	407	31-Dec-1990		
Richmond Substation	193	31-Aug-1990		
Richmond Valley View Plant Site	3,403	1-Jan-1999		
Russell Springs	160	31-Jul-1958		
Salt Lick	73	31-Dec-1941		
Stamping Ground	60	31-Dec-1941		
Winchester	28,294	31-Oct-1985		
Non-Utility Property Total	<u>\$ 179,121</u>		<u>\$ 1,820</u>	FERC 408.2 & 236

Note: Property tax amounts are calculated based on 2012 accrual for property tax, assessment date 1-Jan-2012. The above individual properties do not receive a stand alone tax bill.

KENTUCKY UTILITIES COMPANY

CASE NO. 2012-00221

**Response to Commission Staff's First Request for Information
Dated June 15, 2012**

Question No. 38

Responding Witness: Kent W. Blake

Q-38. Provide the rates of return in Schedule 38.

A-38. See attached.

KENTUCKY UTILITIES COMPANY

CASE NO. 2012-00221

Average Rates of Return

For the Calendar Years 2007 through 2011
And the Test Year

Line No.	Item (a)	Electric Operations (b)	Gas Operations (c)	Total Company (d)	Kentucky Jurisdiction (e)	Other Jurisdiction (f)
1.	Original cost net investment:					
2.	5th Year	6.77%	0.00%	6.77%	7.05%	4.82%
3.	4th Year	5.69%	0.00%	5.69%	6.10%	2.91%
4.	3rd Year	5.30%	0.00%	5.30%	5.65%	2.90%
5.	2nd Year	6.39%	0.00%	6.39%	6.55%	5.26%
6.	1st Year	6.07%	0.00%	6.07%	6.28%	4.63%
7.	Test Year	5.61%	0.00%	5.61%	5.79%	4.33%
8.	Original cost common equity:					
9.	5th Year	8.61%	0.00%	8.61%	9.14%	4.76%
10.	4th Year	6.87%	0.00%	6.87%	7.66%	1.45%
11.	3rd Year	6.13%	0.00%	6.13%	6.80%	1.53%
12.	2nd Year	8.80%	0.00%	8.80%	9.12%	6.64%
13.	1st Year	8.21%	0.00%	8.21%	8.60%	5.50%
14.	Test Year	7.31%	0.00%	7.31%	7.65%	4.91%

Kentucky Utilities Company
Unadjusted Rate of Return on Common Equity
Weighted Average Cost Of Capital

March 31, 2012 Total Company

	Capitalization Per Books	Total Company Rate Base Percentage	Electric Capitalization	Percent Of Total	Annual Cost Rate	Weighted Cost Of Capital
Short Term Debt	-	100.00%	-	0.00%	0.41%	0.00%
A/R Securitization	-	100.00%	-	0.00%	0.00%	0.00%
Long Term Debt	1,840,750,374	100.00%	1,840,750,374	46.26%	3.69%	1.71%
Preferred Stock	-	100.00%	-	0.00%	0.00%	0.00%
Common Equity	2,138,484,751	100.00%	2,138,484,751	53.74%	7.31%	3.93%
	3,979,235,125		3,979,235,125	100.00%		5.64%

Net Operating Income for the 12 months ended March 31, 2012 \$ 224,355,338
 Net Operating Income / Total Capitalization 5.64%

March 31, 2012 Kentucky Retail Jurisdiction

	Capitalization Per Books	Jurisdictional Rate Base Percentage	Jurisdictional Capitalization	Percent Of Total	Annual Cost Rate	Weighted Cost Of Capital
Short Term Debt	-	87.52%	-	0.00%	0.41%	0.00%
A/R Securitization	-	87.52%	-	0.00%	0.00%	0.00%
Long Term Debt	1,840,750,374	87.52%	1,611,024,727	46.26%	3.69%	1.71%
Preferred Stock	-	87.52%	-	0.00%	0.00%	0.00%
Common Equity	2,138,484,751	87.52%	1,871,601,854	53.74%	7.65%	4.11%
	3,979,235,125		3,482,626,581	100.00%		5.82%

Net Operating Income for the 12 months ended March 31, 2012 \$ 202,748,924
 Net Operating Income / Total Capitalization 5.82%

March 31, 2012 Other Jurisdiction

	Capitalization Per Books	Jurisdictional Rate Base Percentage	Jurisdictional Capitalization	Percent Of Total	Annual Cost Rate	Weighted Cost Of Capital
Short Term Debt	-	12.48%	-	0.00%	0.41%	0.00%
A/R Securitization	-	12.48%	-	0.00%	0.00%	0.00%
Long Term Debt	1,840,750,374	12.48%	229,725,647	46.26%	3.69%	1.71%
Preferred Stock	-	12.48%	-	0.00%	0.00%	0.00%
Common Equity	2,138,484,751	12.48%	266,882,897	53.74%	4.91%	2.64%
	3,979,235,125		496,608,544	100.00%		4.35%

Net Operating Income for the 12 months ended March 31, 2012 \$ 21,606,414
 Net Operating Income / Total Capitalization 4.35%

Kentucky Utilities Company
Unadjusted Rate of Return on Common Equity
Weighted Average Cost Of Capital

December 31, 2011 Total Company

	Capitalization Per Books	Total Company Rate Base Percentage	Electric Capitalization	Percent Of Total	Annual Cost Rate	Weighted Cost Of Capital
Short Term Debt	-	100.00%	-	0.00%	0.45%	0.00%
A/R Securitization	-	100.00%	-	0.00%	0.00%	0.00%
Long Term Debt	1,840,591,561	100.00%	1,840,591,561	46.38%	3.68%	1.71%
Preferred Stock	-	100.00%	-	0.00%	0.00%	0.00%
Common Equity	2,128,238,257	100.00%	2,128,238,257	53.62%	8.21%	4.40%
	3,968,829,818		3,968,829,818	100.00%		6.11%

Net Operating Income for the 12 months ended December 31, 2011 \$ 242,590,188
 Net Operating Income / Total Capitalization 6.11%

December 31, 2011 Kentucky Retail Jurisdiction

	Capitalization Per Books	Jurisdictional Rate Base Percentage	Jurisdictional Capitalization	Percent Of Total	Annual Cost Rate	Weighted Cost Of Capital
Short Term Debt	-	87.43%	-	0.00%	0.45%	0.00%
A/R Securitization	-	87.43%	-	0.00%	0.00%	0.00%
Long Term Debt	1,840,591,561	87.43%	1,609,229,202	46.38%	3.68%	1.71%
Preferred Stock	-	87.43%	-	0.00%	0.00%	0.00%
Common Equity	2,128,238,257	87.43%	1,860,718,708	53.62%	8.60%	4.61%
	3,968,829,818		3,469,947,910	100.00%		6.32%

Net Operating Income for the 12 months ended December 31, 2011 \$ 219,338,640
 Net Operating Income / Total Capitalization 6.32%

December 31, 2011 Other Jurisdiction

	Capitalization Per Books	Jurisdictional Rate Base Percentage	Jurisdictional Capitalization	Percent Of Total	Annual Cost Rate	Weighted Cost Of Capital
Short Term Debt	-	12.57%	-	0.00%	0.45%	0.00%
A/R Securitization	-	12.57%	-	0.00%	0.00%	0.00%
Long Term Debt	1,840,591,561	12.57%	231,362,359	46.38%	3.68%	1.71%
Preferred Stock	-	12.57%	-	0.00%	0.00%	0.00%
Common Equity	2,128,238,257	12.57%	267,519,549	53.62%	5.50%	2.95%
	3,968,829,818		498,881,908	100.00%		4.66%

Net Operating Income for the 12 months ended December 31, 2011 \$ 23,251,548
 Net Operating Income / Total Capitalization 4.66%

Kentucky Utilities Company
Unadjusted Rate of Return on Common Equity
Weighted Average Cost Of Capital

December 31, 2010 Total Company

	Capitalization Per Books	Total Company Rate Base Percentage	Electric Capitalization	Percent Of Total	Annual Cost Rate	Weighted Cost Of Capital
Short Term Debt	10,434,000	100.00%	10,434,000	0.27%	0.25%	0.00%
A/R Securitization	-	100.00%	-	0.00%	0.00%	0.00%
Long Term Debt	1,839,956,311	100.00%	1,839,956,312	46.87%	3.80%	1.78%
Preferred Stock	-	100.00%	-	0.00%	0.00%	0.00%
Common Equity	2,075,467,084	100.00%	2,075,467,084	52.87%	8.80%	4.65%
	3,925,857,395		3,925,857,396	100.01%		6.43%

Net Operating Income for the 12 months ended December 31, 2010 \$ 252,468,462
 Net Operating Income / Total Capitalization 6.43%

December 31, 2010 Kentucky Retail Jurisdiction

	Capitalization Per Books	Jurisdictional Rate Base Percentage	Jurisdictional Capitalization	Percent Of Total	Annual Cost Rate	Weighted Cost Of Capital
Short Term Debt	10,434,000	87.36%	9,115,142	0.27%	0.25%	0.00%
A/R Securitization	-	87.36%	-	0.00%	0.00%	0.00%
Long Term Debt	1,839,956,311	87.36%	1,607,385,834	46.87%	3.80%	1.78%
Preferred Stock	-	87.36%	-	0.00%	0.00%	0.00%
Common Equity	2,075,467,084	87.36%	1,813,128,045	52.87%	9.12%	4.82%
	3,925,857,395		3,429,629,021	100.00%		6.60%

Net Operating Income for the 12 months ended December 31, 2010 \$ 226,197,402
 Net Operating Income / Total Capitalization 6.60%

December 31, 2010 Other Jurisdiction

	Capitalization Per Books	Jurisdictional Rate Base Percentage	Jurisdictional Capitalization	Percent Of Total	Annual Cost Rate	Weighted Cost Of Capital
Short Term Debt	10,434,000	12.64%	1,318,858	0.27%	0.25%	0.00%
A/R Securitization	-	12.64%	-	0.00%	0.00%	0.00%
Long Term Debt	1,839,956,311	12.64%	232,570,478	46.87%	3.80%	1.78%
Preferred Stock	-	12.64%	-	0.00%	0.00%	0.00%
Common Equity	2,075,467,084	12.64%	262,339,039	52.87%	6.64%	3.51%
	3,925,857,395		496,228,375	100.00%		5.29%

Net Operating Income for the 12 months ended December 31, 2010 \$ 26,271,060
 Net Operating Income / Total Capitalization 5.29%

Kentucky Utilities Company
Unadjusted Rate of Return on Common Equity
Weighted Average Cost Of Capital

December 31, 2009 Total Company

	Capitalization Per Books	Total Company Rate Base Percentage	Electric Capitalization	Percent Of Total	Annual Cost Rate	Weighted Cost Of Capital
Short Term Debt	77,974,954	100.00%	77,974,954	2.12%	1.91%	0.04%
A/R Securitization	-	100.00%	-	0.00%	0.00%	0.00%
Long Term Debt	1,648,779,405	100.00%	1,648,779,405	44.82%	4.68%	2.10%
Preferred Stock	-	100.00%	-	0.00%	0.00%	0.00%
Common Equity	1,951,966,344	100.00%	1,951,966,344	53.06%	6.13%	3.25%
	3,678,720,703		3,678,720,703	100.00%		5.39%

Net Operating Income for the 12 months ended December 31, 2009 \$ 198,354,508
Net Operating Income / Total Capitalization 5.39%

December 31, 2009 Kentucky Retail Jurisdiction

	Capitalization Per Books	Jurisdictional Rate Base Percentage	Jurisdictional Capitalization	Percent Of Total	Annual Cost Rate	Weighted Cost Of Capital
Short Term Debt	77,974,954	87.19%	67,986,362	2.12%	1.91%	0.04%
A/R Securitization	-	87.19%	-	0.00%	0.00%	0.00%
Long Term Debt	1,648,779,405	87.19%	1,437,570,763	44.82%	4.68%	2.10%
Preferred Stock	-	87.19%	-	0.00%	0.00%	0.00%
Common Equity	1,951,966,344	87.19%	1,701,919,455	53.06%	6.80%	3.61%
	3,678,720,703		3,207,476,580	100.00%		5.75%

Net Operating Income for the 12 months ended December 31, 2009 \$ 184,459,901
Net Operating Income / Total Capitalization 5.75%

December 31, 2009 Other Jurisdiction

	Capitalization Per Books	Jurisdictional Rate Base Percentage	Jurisdictional Capitalization	Percent Of Total	Annual Cost Rate	Weighted Cost Of Capital
Short Term Debt	77,974,954	12.81%	9,988,592	2.12%	1.91%	0.04%
A/R Securitization	-	12.81%	-	0.00%	0.00%	0.00%
Long Term Debt	1,648,779,405	12.81%	211,208,642	44.82%	4.68%	2.10%
Preferred Stock	-	12.81%	-	0.00%	0.00%	0.00%
Common Equity	1,951,966,344	12.81%	250,046,889	53.06%	1.53%	0.81%
	3,678,720,703		471,244,123	100.00%		2.95%

Net Operating Income for the 12 months ended December 31, 2009 \$ 13,894,607
Net Operating Income / Total Capitalization 2.95%

Kentucky Utilities Company
Unadjusted Rate of Return on Common Equity
Weighted Average Cost Of Capital

December 31, 2008 Total Company

	Capitalization Per Books	Total Company Rate Base Percentage	Electric Capitalization	Percent Of Total	Annual Cost Rate	Weighted Cost Of Capital
Short Term Debt	16,247,454	100.00%	16,247,454	0.49%	1.49%	0.01%
A/R Securitization	-	100.00%	-	0.00%	0.00%	0.00%
Long Term Debt	1,531,779,405	100.00%	1,531,779,405	46.54%	4.80%	2.23%
Preferred Stock	-	100.00%	-	0.00%	0.00%	0.00%
Common Equity	1,743,492,902	100.00%	1,743,492,902	52.97%	6.87%	3.64%
	3,291,519,761		3,291,519,761	100.00%		5.88%

Net Operating Income for the 12 months ended December 31, 2008 \$ 193,494,231
Net Operating Income / Total Capitalization 5.88%

December 31, 2008 Kentucky Retail Jurisdiction

	Capitalization Per Books	Jurisdictional Rate Base Percentage	Jurisdictional Capitalization	Percent Of Total	Annual Cost Rate	Weighted Cost Of Capital
Short Term Debt	16,247,454	87.09%	14,149,908	0.49%	1.49%	0.01%
A/R Securitization	-	87.09%	-	0.00%	0.00%	0.00%
Long Term Debt	1,531,779,405	87.09%	1,334,026,684	46.54%	4.80%	2.23%
Preferred Stock	-	87.09%	-	0.00%	0.00%	0.00%
Common Equity	1,743,492,902	87.09%	1,518,407,968	52.97%	7.66%	4.06%
	3,291,519,761		2,866,584,560	100.00%		6.30%

Net Operating Income for the 12 months ended December 31, 2008 \$ 180,721,884
Net Operating Income / Total Capitalization 6.30%

December 31, 2008 Other Jurisdiction

	Capitalization Per Books	Jurisdictional Rate Base Percentage	Jurisdictional Capitalization	Percent Of Total	Annual Cost Rate	Weighted Cost Of Capital
Short Term Debt	16,247,454	12.91%	2,097,546	0.49%	1.49%	0.01%
A/R Securitization	-	12.91%	-	0.00%	0.00%	0.00%
Long Term Debt	1,531,779,405	12.91%	197,752,721	46.54%	4.80%	2.23%
Preferred Stock	-	12.91%	-	0.00%	0.00%	0.00%
Common Equity	1,743,492,902	12.91%	225,084,934	52.97%	1.45%	0.77%
	3,291,519,761		424,935,201	100.00%		3.01%

Net Operating Income for the 12 months ended December 31, 2008 \$ 12,772,347
Net Operating Income / Total Capitalization 3.01%

Kentucky Utilities Company
Unadjusted Rate of Return on Common Equity
Weighted Average Cost Of Capital

December 31, 2007 Total Company

	Capitalization Per Books	Total Company Rate Base Percentage	Electric Capitalization	Percent Of Total	Annual Cost Rate	Weighted Cost Of Capital
Short Term Debt	23,219,454	100.00%	23,219,454	0.85%	4.75%	0.04%
A/R Securitization	-	100.00%	-	0.00%	0.00%	0.00%
Long Term Debt	1,263,753,140	100.00%	1,263,753,140	46.42%	5.25%	2.44%
Preferred Stock	-	100.00%	-	0.00%	0.00%	0.00%
Common Equity	1,435,515,739	100.00%	1,435,515,739	52.73%	8.61%	4.54%
	2,722,488,333		2,722,488,333	100.00%		7.02%

Net Operating Income for the 12 months ended December 31, 2007 \$ 191,103,432
 Net Operating Income / Total Capitalization 7.02%

December 31, 2007 Kentucky Retail Jurisdiction

	Capitalization Per Books	Jurisdictional Rate Base Percentage	Jurisdictional Capitalization	Percent Of Total	Annual Cost Rate	Weighted Cost Of Capital
Short Term Debt	23,219,454	87.84%	20,395,968	0.85%	4.75%	0.04%
A/R Securitization	-	87.84%	-	0.00%	0.00%	0.00%
Long Term Debt	1,263,753,140	87.84%	1,110,080,758	46.42%	5.25%	2.44%
Preferred Stock	-	87.84%	-	0.00%	0.00%	0.00%
Common Equity	1,435,515,739	87.84%	1,260,957,025	52.73%	9.14%	4.82%
	2,722,488,333		2,391,433,751	100.00%		7.30%

Net Operating Income for the 12 months ended December 31, 2007 \$ 174,592,599
 Net Operating Income / Total Capitalization 7.30%

December 31, 2007 Other Jurisdiction

	Capitalization Per Books	Jurisdictional Rate Base Percentage	Jurisdictional Capitalization	Percent Of Total	Annual Cost Rate	Weighted Cost Of Capital
Short Term Debt	23,219,454	12.16%	2,823,486	0.85%	4.75%	0.04%
A/R Securitization	-	12.16%	-	0.00%	0.00%	0.00%
Long Term Debt	1,263,753,140	12.16%	153,672,382	46.42%	5.25%	2.44%
Preferred Stock	-	12.16%	-	0.00%	0.00%	0.00%
Common Equity	1,435,515,739	12.16%	174,558,714	52.73%	4.76%	2.51%
	2,722,488,333		331,054,582	100.00%		4.99%

Net Operating Income for the 12 months ended December 31, 2007 \$ 16,510,833
 Net Operating Income / Total Capitalization 4.99%

KENTUCKY UTILITIES

Net Original Cost Kentucky Jurisdictional Rate Base
At March 31, 2012

Title of Account (1)	Kentucky Jurisdictional Rate Base (2)	Other Jurisdictional Rate Base (3)	Total Company Rate Base (4)
1. Utility Plant at Original Cost	\$ 5,952,611,566	\$ 885,196,895	\$ 6,837,808,461
2. Deduct:			
3. Reserve for Depreciation	2,091,528,460	327,757,743	2,419,286,203
4. Net Utility Plant	3,861,083,106	557,439,152	4,418,522,258
5. Deduct:			
6. Customer Advances for Construction	2,936,189	211,698	3,147,887
7. Accumulated Deferred Income Taxes	439,643,557	62,552,930	502,196,487
8. Asset Retirement Obligation-Net Assets	46,378,395	7,207,891	53,586,286
9. Asset Retirement Obligation-Regulatory Liabilities	3,062,358	475,936	3,538,294
10. Investment Tax Credit (a)	86,299,724	14,408,015	100,707,739
11. Total Deductions	578,320,223	84,856,470	663,176,693
12. Add:			
13. Materials and Supplies (b)	115,098,215	17,615,722	132,713,937
14. Prepayments (b)(c)	6,567,467	759,209	7,326,676
15. Emission Allowances (b)	415,671	64,601	480,272
16. Cash Working Capital (page 2)	96,090,910	7,976,529	104,067,439
17. Total Additions	218,172,263	26,416,061	244,588,324
18. Total Net Original Cost Rate Base	<u>\$ 3,500,935,146</u>	<u>\$ 498,998,743</u>	<u>\$ 3,999,933,889</u>
19. Percentage of Rate Base to Total Company Rate Base	<u>87.52%</u>	<u>12.48%</u>	<u>100.00%</u>
20. Net Operating Income	\$ 202,748,924	\$ 21,606,414	\$ 224,355,338
21. Net Operating Income / Net Original Cost Rate Base	<u>5.79%</u>	<u>4.33%</u>	<u>5.61%</u>

(a) Reflects investment tax credit treatment per Case No. 2007-00178.

(b) Average for 13 months.

(c) Excludes PSC fees.

KENTUCKY UTILITIES

**Calculation of Cash Working Capital
At March 31, 2012**

Title of Account (1)	Kentucky Jurisdictional Rate Base (2)	Other Jurisdictional Rate Base (3)	Total Company Rate Base (4)
1. Operating and maintenance expense for the 12 months ended March 31, 2012	\$ 858,787,983	\$ 122,073,407	\$ 980,861,389
2. Deduct:			
3. Electric Power Purchased	<u>90,060,701</u>	<u>13,768,569</u>	<u>103,829,270</u>
4. Total Deductions	\$ 90,060,701	\$ 13,768,569	\$ 103,829,270
5. Remainder (Line 1 - Line 4)	<u>\$ 768,727,282</u>	<u>\$ 108,304,838</u>	<u>\$ 877,032,120</u>
6. Cash Working Capital	<u>\$ 96,090,910</u>	<u>\$ 7,976,529</u>	<u>\$ 104,067,439</u>

Kentucky Jurisdictional (12 1/2% of Line 5)
Other Jurisdictional comprised of FERC, Tennessee,
and Virginia Jurisdictional methodologies.

KENTUCKY UTILITIES

Net Original Cost Kentucky Jurisdictional Rate Base
At December 31, 2011

Title of Account (1)	Kentucky Jurisdictional Rate Base (2)	Other Jurisdictional Rate Base (3)	Total Company Rate Base (4)
1. Utility Plant at Original Cost	\$ 5,911,157,982	\$ 872,041,691	\$ 6,783,199,673
2. Deduct:			
3. Reserve for Depreciation	2,080,817,095	314,220,678	2,395,037,773
4. Net Utility Plant	3,830,340,887	557,821,013	4,388,161,900
5. Deduct:			
6. Customer Advances for Construction	2,998,149	157,790	3,155,939
7. Accumulated Deferred Income Taxes	416,040,136	59,901,626	475,941,762
8. Asset Retirement Obligation-Net Assets	47,120,453	7,247,837	54,368,290
9. Asset Retirement Obligation-Regulatory Liabilities	3,062,534	471,064	3,533,598
10. Investment Tax Credit (a)	87,006,521	14,401,246	101,407,767
11. Total Deductions	556,227,793	82,179,563	638,407,356
12. Add:			
13. Materials and Supplies (b)	115,624,987	17,611,966	133,236,953
14. Prepayments (b)(c)	6,956,836	810,868	7,767,704
15. Emission Allowances (b)	442,484	68,059	510,543
16. Cash Working Capital (page 2)	95,623,543	7,917,443	103,540,986
17. Total Additions	218,647,850	26,408,336	245,056,186
18. Total Net Original Cost Rate Base	<u>\$ 3,492,760,944</u>	<u>\$ 502,049,786</u>	<u>\$ 3,994,810,730</u>
19. Percentage of Rate Base to Total Company Rate Base	<u>87.43%</u>	<u>12.57%</u>	<u>100.00%</u>
20. Net Operating Income	\$ 219,338,640	\$ 23,251,548	\$ 242,590,188
21. Net Operating Income / Net Original Cost Rate Base	6.28%	4.63%	6.07%

- (a) Reflects investment tax credit treatment per Case No. 2007-00178.
(b) Average for 13 months.
(c) Excludes PSC fees.

KENTUCKY UTILITIES

Calculation of Cash Working Capital
At December 31, 2011

Title of Account (1)	Kentucky Jurisdictional Rate Base (2)	Other Jurisdictional Rate Base (3)	Total Company Rate Base (4)
1. Operating and maintenance expense for the 12 months ended December 31, 2011	\$ 859,662,729	\$ 101,912,920	\$ 961,575,649
2. Deduct:			
3. Electric Power Purchased	<u>94,674,385</u>	<u>14,440,563</u>	<u>109,114,948</u>
4. Total Deductions	\$ 94,674,385	\$ 14,440,563	\$ 109,114,948
5. Remainder (Line 1 - Line 4)	<u>\$ 764,988,344</u>	<u>\$ 87,472,357</u>	<u>\$ 852,460,701</u>
6. Cash Working Capital	<u>\$ 95,623,543</u>	<u>\$ 7,917,443</u>	<u>\$ 103,540,986</u>
Kentucky Jurisdictional (12 1/2% of Line 5) Other Jurisdictional comprised of FERC, Tennessee, and Virginia Jurisdictional methodologies.			
Kentucky Jurisdictional (12 1/2% of Line 5) Other Jurisdictional comprised of FERC, Tennessee, and Virginia Jurisdictional methodologies.			

KENTUCKY UTILITIES

**Net Original Cost Kentucky Jurisdictional Rate Base
At December 31, 2010**

Title of Account (1)	Kentucky Jurisdictional Rate Base (2)	Other Jurisdictional Rate Base (3)	Total Company Rate Base (4)
1. Utility Plant at Original Cost	\$ 5,661,438,627	\$ 834,859,657	\$ 6,496,298,284
2. Deduct:			
3. Reserve for Depreciation	1,966,638,078	295,288,704	2,261,926,782
4. Net Utility Plant	3,694,800,549	539,570,953	4,234,371,502
5. Deduct:			
6. Customer Advances for Construction	2,862,085	7,189	2,869,274
7. Accumulated Deferred Income Taxes	318,782,523	45,596,000	364,378,523
8. Asset Retirement Obligation-Net Assets	45,455,634	6,974,824	52,430,458
9. Asset Retirement Obligation-Regulatory Liabilities	3,798,226	582,810	4,381,036
10. Investment Tax Credit (a)	89,415,185	14,678,984	104,094,169
11. Total Deductions	460,313,653	67,839,807	528,153,460
12. Net Plant Deductions	3,234,486,896	471,731,146	3,706,218,042
13. Add:			
14. Materials and Supplies (b)	123,472,575	19,397,854	142,870,429
15. Prepayments (b)(c)	5,936,818	684,065	6,620,883
16. Emission Allowances (b)	621,872	95,421	717,293
17. Cash Working Capital (page 2)	89,520,992	7,799,888	97,320,880
18. Total Additions	219,552,257	27,977,228	247,529,485
19. Total Net Original Cost Rate Base	<u>\$ 3,454,039,153</u>	<u>\$ 499,708,374</u>	<u>\$ 3,953,747,527</u>
20. Percentage of Rate Base to Total Company Rate Base	<u>87.36%</u>	<u>12.64%</u>	<u>100.00%</u>
21. Net Operating Income	\$ 226,197,402	\$ 26,271,060	\$ 252,468,462
22. Net Operating Income / Net Original Cost Rate Base	<u>6.55%</u>	<u>5.26%</u>	<u>6.39%</u>

(a) Reflects investment tax credit treatment per Case No. 2007-00178.

(b) Average for 13 months.

(c) Excludes PSC fees.

KENTUCKY UTILITIES

**Calculation of Cash Working Capital
At December 31, 2010**

Title of Account (1)	Kentucky Jurisdictional Rate Base (2)	Other Jurisdictional Rate Base (3)	Total Company Rate Base (4)
1. Operating and maintenance expense for the 12 months ended December 31, 2010	\$ 866,640,592	\$ 128,526,746	\$ 995,167,338
2. Deduct:			
3. Electric Power Purchased	150,472,658	24,149,279	174,621,937
4. Total Deductions	\$ 150,472,658	\$ 24,149,279	\$ 174,621,937
5. Remainder (Line 1 - Line 4)	\$ 716,167,934	\$ 104,377,467	\$ 820,545,401
6. Cash Working Capital	\$ 89,520,992	\$ 7,799,888	\$ 97,320,880

Kentucky Jurisdictional (12 1/2% of Line 5)
Other Jurisdictional comprised of FERC, Tennessee,
and Virginia Jurisdictional methodologies.

KENTUCKY UTILITIES

Net Original Cost Kentucky Jurisdictional Rate Base

At December 31, 2009

Title of Account (1)	Kentucky Jurisdictional Rate Base (2)	Other Jurisdictional Rate Base (3)	Total Company Rate Base (4)
1. Utility Plant at Original Cost	\$ 5,350,672,439	\$ 798,748,478	\$ 6,149,420,917
2. Deduct:			
3. Reserve for Depreciation	1,883,188,729	285,302,397	2,168,491,126
4. Net Utility Plant	3,467,483,710	513,446,081	3,980,929,791
5. Deduct:			
6. Customer Advances for Construction	2,913,732	14,190	2,927,922
7. Accumulated Deferred Income Taxes	296,292,573	42,497,132	338,789,705
8. Asset Retirement Obligation-Net Assets	3,799,783	595,266	4,395,049
9. Asset Retirement Obligation-Regulatory Liabilities	3,581,116	561,009	4,142,125
10. Investment Tax Credit (a)	89,176,441	14,988,828	104,165,269
11. Total Deductions	395,763,645	58,656,425	454,420,070
12. Net Plant Deductions	3,071,720,065	454,789,656	3,526,509,721
13. Add:			
14. Materials and Supplies (b)	108,594,318	16,463,712	125,058,030
15. Prepayments (b)(c)	2,568,644	1,484,165	4,052,809
16. Emission Allowances (b)	807,250	126,467	933,717
17. Cash Working Capital (page 2)	80,506,803	6,538,044	87,044,847
18. Total Additions	192,477,015	24,612,388	217,089,403
19. Total Net Original Cost Rate Base	<u>\$ 3,264,197,080</u>	<u>\$ 479,402,044</u>	<u>\$ 3,743,599,124</u>
20. Percentage of Rate Base to Total Company Rate Base	<u>87.19%</u>	<u>12.81%</u>	<u>100.00%</u>
21. Net Operating Income	\$ 184,459,901	\$ 13,894,607	\$ 198,354,508
22. Net Operating Income / Net Original Cost Rate Base	<u>5.65%</u>	<u>2.90%</u>	<u>5.30%</u>

(a) Reflects investment tax credit treatment per Case No. 2007-00178.

(b) Average for 13 months.

(c) Excludes PSC fees.

KENTUCKY UTILITIES

**Calculation of Cash Working Capital
At December 31, 2009**

Title of Account (1)	Kentucky Jurisdictional Rate Base (2)	Other Jurisdictional Rate Base (3)	Total Company Rate Base (4)
1. Operating and maintenance expense for the 12 months ended December 31, 2009	\$ 816,604,182	\$ 115,481,280	\$ 932,085,462
2. Deduct:			
3. Electric Power Purchased	<u>172,549,759</u>	<u>26,263,640</u>	<u>198,813,399</u>
4. Total Deductions	\$ 172,549,759	\$ 26,263,640	\$ 198,813,399
5. Remainder (Line 1 - Line 4)	<u>\$ 644,054,423</u>	<u>\$ 89,217,640</u>	<u>\$ 733,272,063</u>
6. Cash Working Capital	<u>\$ 80,506,803</u>	<u>\$ 6,538,044</u>	<u>\$ 87,044,847</u>

Kentucky Jurisdictional (12 1/2% of Line 5)
Other Jurisdictional comprised of FERC, Tennessee,
and Virginia Jurisdictional methodologies.

KENTUCKY UTILITIES

**Net Original Cost Kentucky Jurisdictional Rate Base
At December 31, 2008**

Title of Account (1)	Kentucky Jurisdictional Rate Base at December 31, 2008 (2)	Other Jurisdictional Rate Base at December 31, 2008 (3)	Total Company Rate Base at December 31, 2008 (4)
1. Utility Plant at Original Cost	\$ 4,906,114,581	\$ 716,343,370	\$ 5,622,457,951
2. Deduct:			
3. Reserve for Depreciation	1,780,121,543	272,370,618	2,052,492,161
4. Net Utility Plant	3,125,993,038	443,972,752	3,569,965,790
5. Deduct:			
6. Customer Advances for Construction	2,416,126	14,190	2,430,316
7. Accumulated Deferred Income Taxes	248,706,431	11,917,906	260,624,337
8. Asset Retirement Obligation-Net Assets	4,074,141	620,652	4,694,793
9. Asset Retirement Obligation-Regulatory Liabilities	3,385,656	515,768	3,901,424
10. Investment Tax Credit (a)	68,650,066	11,301,636	79,951,702
11. Total Deductions	327,232,420	24,370,152	351,602,572
12. Add:			
13. Materials and Supplies (b)	77,467,106	11,960,467	89,427,573
14. Prepayments (b)(c)	3,094,746	422,302	3,517,048
15. Emission Allowances	151,898	23,141	175,039
16. Cash Working Capital (page 2)	83,904,479	7,395,732	91,300,211
17. Total Additions	164,618,229	19,801,642	184,419,871
18. Total Net Original Cost Rate Base	<u>\$ 2,963,378,847</u>	<u>\$ 439,404,242</u>	<u>\$ 3,402,783,089</u>
19. Percentage of Rate Base to Total Company Rate Base	<u>87.09%</u>	<u>12.91%</u>	<u>100.00%</u>
20. Net Operating Income	\$ 180,721,884	\$ 12,772,347	\$ 193,494,231
21. Net Operating Income / Net Original Cost Rate Base	6.10%	2.91%	5.69%

(a) Reflects investment tax credit treatment per Case No. 2007-00178.

(b) Average for 13 months.

(c) Excludes PSC fees.

KENTUCKY UTILITIES

**Calculation of Cash Working Capital
At December 31, 2008**

Title of Account (1)	Kentucky Jurisdictional Rate Base at December 31, 2008 (2)	Other Jurisdictional Rate Base at December 31, 2008 (3)	Total Company Rate Base at December 31, 2008 (4)
1. Operating and maintenance expense for the 12 months ended December 31, 2008	\$ 863,360,727	\$ 125,906,532	\$ 989,267,259
2. Deduct:			
3. Electric Power Purchased	<u>192,124,892</u>	<u>29,051,876</u>	<u>221,176,768</u>
4. Total Deductions	<u>\$ 192,124,892</u>	<u>\$ 29,051,876</u>	<u>\$ 221,176,768</u>
5. Remainder (Line 1 - Line 4)	<u>\$ 671,235,835</u>	<u>\$ 96,854,656</u>	<u>\$ 768,090,491</u>
6. Cash Working Capital	<u>\$ 83,904,479</u>	<u>\$ 7,395,732</u>	<u>\$ 91,300,211</u>

Kentucky Jurisdictional (12 1/2% of Line 5)
Other Jurisdictional comprised of FERC, Tennessee,
and Virginia Jurisdictional methodologies.

KENTUCKY UTILITIES

Net Original Cost Kentucky Jurisdictional Rate Base
At December 31, 2007

Title of Account (1)	Kentucky Jurisdictional Rate Base at December 31, 2007 (2)	Other Jurisdictional Rate Base at December 31, 2007 (3)	Total Company Rate Base at December 31, 2007 (4)
1. Utility Plant at Original Cost	\$ 4,307,919,389	\$ 631,429,749	\$ 4,939,349,138
2. Deduct:			
3. Reserve for Depreciation	1,669,631,033	261,823,491	1,931,454,524
4. Net Utility Plant	2,638,288,356	369,606,258	3,007,894,614
5. Deduct:			
6. Customer Advances for Construction	2,788,821	14,516	2,803,337
7. Accumulated Deferred Income Taxes	259,311,164	38,250,901	297,562,065
8. Asset Retirement Obligation-Net Assets	4,344,255	685,098	5,029,353
9. Asset Retirement Obligation-Regulatory Liabilities	3,152,245	497,116	3,649,361
10. Investment Tax Credit (a)	46,978,183	8,020,929	54,999,112
11. Total Deductions	316,574,668	47,468,560	364,043,228
12. Add:			
13. Materials and Supplies (b)	78,030,866	12,097,828	90,128,694
14. Prepayments (b)(c)	1,595,588	226,587	1,822,175
15. Emission Allowances	330,735	52,159	382,894
16. Cash Working Capital (page 2)	76,221,869	8,387,559	84,609,428
17. Total Additions	156,179,058	20,764,133	176,943,191
18. Total Net Original Cost Rate Base	<u>\$ 2,477,892,746</u>	<u>\$ 342,901,831</u>	<u>\$ 2,820,794,577</u>
19. Percentage of Rate Base to Total Company Rate Base	<u>87.84%</u>	<u>12.16%</u>	<u>100.00%</u>
20. Net Operating Income	\$ 174,592,599	\$ 16,510,833	\$ 191,103,432
21. Net Operating Income / Net Original Cost Rate Base	<u>7.05%</u>	<u>4.82%</u>	<u>6.77%</u>

(a) Reflects investment tax credit treatment per Case No. 2007-00178.

(b) Average for 13 months.

(c) Includes prepayments for property insurance only.

KENTUCKY UTILITIESCalculation of Cash Working Capital
At December 31, 2007

Title of Account (1)	Kentucky Jurisdictional Rate Base at December 31, 2007 (2)	Other Jurisdictional Rate Base at December 31, 2007 (3)	Total Company Rate Base at December 31, 2007 (4)
1. Operating and maintenance expense for the 12 months ended December 31, 2007	\$ 755,871,552	\$ 110,855,770	\$ 866,727,322
2. Deduct:			
3. Electric Power Purchased	<u>146,096,597</u>	<u>22,347,009</u>	<u>168,443,606</u>
4. Total Deductions	\$ 146,096,597	\$ 22,347,009	\$ 168,443,606
5. Remainder (Line 1 - Line 4)	<u>\$ 609,774,955</u>	<u>\$ 88,508,761</u>	<u>\$ 698,283,716</u>
6. Cash Working Capital	<u>\$ 76,221,869</u>	<u>\$ 8,387,559</u>	<u>\$ 84,609,428</u>

Kentucky Jurisdictional (12 1/2% of Line 5)
Other Jurisdictional comprised of FERC, Tennessee,
and Virginia Jurisdictional methodologies.

KENTUCKY UTILITIES COMPANY

CASE NO. 2012-00221

**Response to Commission Staff's First Request for Information
Dated June 15, 2012**

Question No. 39

Responding Witness: Paula H. Pottinger, Ph.D.

Q-39. Provide the employee data in Schedule 39.

A-39. See attached.

Kentucky Utilities Company
Case No. 2012-00221

Electric Operations
Schedule of Number of Employees, Hours per Employee, and Average Wages per Employee

Calendar Years Prior to Test Year and Test Year (a)	Power Production			Transmission			Distribution			Customer Accounts			Customer Service and Information		
	No. (b)	Hours (c)	Wages (d)	No. (e)	Hours (f)	Wages (g)	No. (h)	Hours (i)	Wages (j)	No. (k)	Hours (l)	Wages (m)	No. (n)	Hours (o)	Wages (p)
6th Year	387	43	1,339				363	43	1,302	100	41	797	69	42	1,032
5th Year	395	44	1,419				360	43	1,355	102	41	814	70	43	1,103
% Change	2.07%	2.23%	6.03%				-0.83%	0.44%	4.07%	2.00%	1.65%	2.11%	1.45%	1.38%	6.86%
4th Year	408	44	1,444				365	43	1,413	100	41	774	69	41	1,077
% Change	3.29%	-0.89%	1.74%				1.39%	0.51%	4.23%	-1.96%	-0.53%	-4.94%	-1.43%	-3.71%	-2.40%
3rd Year	401	43	1,474				363	44	1,525	28	43	946	148	42	1,005
% Change	-1.72%	-1.38%	2.07%				-0.55%	1.98%	7.93%	-72.00%	4.94%	22.19%	114.49%	3.59%	-6.67%
2nd Year	407	46	1,661				368	44	1,541	27	45	1,007	148	43	1,020
% Change	1.50%	6.05%	12.68%				1.38%	-1.67%	1.09%	-3.57%	3.18%	6.51%	0.00%	1.46%	1.50%
1st Year	400	43	1,587				371	45	1,624	1	40	1,432	148	43	1,027
% Change	-1.72%	-5.55%	-4.46%				0.82%	2.46%	5.36%	-96.30%	-10.11%	42.18%	0.00%	-1.28%	0.71%
Test Year	399	46	1,754				372	46	1,701	1	40	1,456	149	43	1,065
% Change	-0.25%	6.80%	10.57%				0.27%	2.15%	4.73%	0.00%	0.00%	1.68%	0.68%	1.86%	3.70%

- Notes:
- (1) Where an employee's wages are charged to more than one function include the employee in function receiving largest portion of total wages.
 - (2) Show percentage increase (decrease) of each year over the prior year on lines designated as "% Change."
 - (3) Employees, weekly hours per employee, and weekly wages per employee for the week including December 31, of each year and the last day of the test year.

Kentucky Utilities Company
Case No. 2012-00221

Electric Operations
Schedule of Number of Employees, Hours per Employee, and Average Wages per Employee

Calendar Years Prior to Test Year and Test Year (a)	Sales			Administrative and General			Construction			Total		
	No. (g)	Hours (r)	Wages (s)	No. (t)	Hours (u)	Wages (v)	No. (w)	Hours (x)	Wages (y)	No. (z)	Hours (aa)	Wages (bb)
6th Year				26	42	1,107				945	42	1,115
5th Year				26	45	1,222				953	43	1,183
% Change				0.00%	5.72%	10.41%				0.85%	2.28%	6.04%
4th Year				25	43	1,162				967	42	1,174
% Change				-3.85%	-3.93%	-4.91%				1.47%	-1.73%	-0.76%
3rd Year				8	41	955				948	43	1,181
% Change				-68.00%	-3.79%	-17.80%				-1.96%	1.00%	0.60%
2nd Year				8	41	961				958	43	1,238
% Change				0.00%	-1.64%	0.60%				1.05%	1.48%	4.84%
1st Year				8	42	1,026				928	42	1,339
% Change				0.00%	2.48%	6.72%				-3.13%	-2.53%	8.16%
Test Year				8	41	1,031				929	43	1,401
				0.00%	-1.06%	0.51%				0.11%	2.00%	4.65%

- Notes:
- (1) Where an employee's wages are charged to more than one function include the employee in function receiving largest portion of total wages.
 - (2) Show percentage increase (decrease) of each year over the prior year on lines designated as "% Change."
 - (3) Employees, weekly hours per employee, and weekly wages per employee for the week including December 31, of each year and the last day of the test year.

KENTUCKY UTILITIES COMPANY

CASE NO. 2012-00221

**Response to Commission Staff's First Request for Information
Dated June 15, 2012**

Question No. 40

Responding Witness: Robert M. Conroy

Q-40. Provide the studies for the test year, including all applicable workpapers, which are the basis of jurisdictional plant allocations and expense account allocations.

A-40. Please see Conroy Exhibit C2 for the Kentucky Jurisdictional Separation Study.

KENTUCKY UTILITIES COMPANY

CASE NO. 2012-00221

**Response to Commission Staff's First Request for Information
Dated June 15, 2012**

Question No. 41

Responding Witness: Shannon L. Charnas

- Q-41. Provide a calculation of the rate or rates used to capitalize interest during construction for the test year and the 3 preceding calendar years. Explain each component entering into the calculation of this rate.
- A-41. Kentucky Utilities Company does not calculate capitalized interest on assets subject to the jurisdiction of the Kentucky Public Service Commission.

KENTUCKY UTILITIES COMPANY

CASE NO. 2012-00221

**Response to Commission Staff's First Request for Information
Dated June 15, 2012**

Question No. 42

Responding Witness: Valerie L. Scott

Q-42. Provide the following information concerning KU and its affiliated service company:

- a. A schedule detailing the costs directly charged to and costs allocated by KU to the service company. Indicate the KU accounts where these costs were originally recorded. For costs that are allocated, include a description of the allocation factors utilized.
- b. A schedule detailing the costs directly charged to and costs allocated by the service company to KU. Indicate the KU accounts where these costs were recorded. For costs that are allocated, include a description of the allocation factors utilized.

A-42. a. See attached.

b. See attached.

For allocation methodologies, refer to the Cost Allocation Manual filed within the Filing Requirements at tab 39 in the Application.

BILLED TO THE SERVICE COMPANY (LKS) FROM KENTUCKY UTILITIES COMPANY
 April 1, 2012 to March 31, 2012

FERC Account	FERC Account Description	Direct	Indirect	Total
107	Construction Work In Progress	1,923.27		1,923.27
131	Cash	3,310,594.30		3,310,594.30
143	Other Accounts Receivable	753,662.82		753,662.82
146	Accounts Receivable From Associated Companies (PPL)	21,070.24		21,070.24
184	Clearing Accounts	1,106,177.98		1,106,177.98
186	Miscellaneous Deferred Debits	285,737.50		285,737.50
228.3	Accumulated Provision For Pensions And Benefits	70,785.71		70,785.71
232	Accounts Payable	243,514.51		243,514.51
236	Taxes Accrued	17,854,365.47		17,854,365.47
408.1	Taxes Other Than Income Taxes, Utility Operating Income	1,029.24		1,029.24
419	Interest And Dividend Income	3.55		3.55
421.1	Gain On Disposition Of Property	310.69		310.69
426.1	Donations	(3,125.01)		(3,125.01)
426.4	Expenditures For Certain Civic, Political And Related Activities		1,159.92	1,159.92
426.5	Other Deductions	54,821.74	502.64	55,324.38
920	Administrative And General Salaries		295.37	295.37
921	Office Supplies And Expenses	8,109.59	2,400.90	10,510.49
925	Injuries And Damages	106.85		106.85
926	Employee Pensions And Benefits	10,505.22		10,505.22
931	Rents		56.54	56.54
935	Maintenance Of General Plant		16,860.22	16,860.22
Grand Total		23,719,593.67	21,275.59	23,740,869.26

BILLED TO KENTUCKY UTILITIES COMPANY(KU) FROM THE SERVICE COMPANY (LKS)
 April 1, 2012 to March 31, 2012

FERC				
Account	FERC Account Description	Direct	Indirect	Total
107	Construction Work In Progress	29,695,821.65		29,695,821.65
108	Accumulated Provision For Depreciation Of Utility Plant	341,433.00		341,433.00
131	Cash	4,051.81		4,051.81
143	Other Accounts Receivable	9,565.06		9,565.06
151	Fuel Stock	464,467,723.76		464,467,723.76
163	Stores Expense Undistributed	536,833.59		536,833.59
165	Prepayments	10,444,988.39		10,444,988.39
181	Unamortized Debt Expense	48,066.50		48,066.50
182.3	Other Regulatory Assets	267,380.03		267,380.03
183	Preliminary Survey And Investigation Charges	53,850.66		53,850.66
184	Clearing Accounts	25,915,049.82		25,915,049.82
186	Miscellaneous Deferred Debits	1,268,484.14		1,268,484.14
228.3	Accumulated Provision For Pensions And Benefits	6,178,576.88		6,178,576.88
232	Accounts Payable	864,747.26		864,747.26
236	Taxes Accrued	24,292,772.57		24,292,772.57
242	Miscellaneous Current And Accrued Liabilities	385,602.49		385,602.49
253	Other Deferred Credits	982,641.10		982,641.10
408.1	Taxes Other Than Income Taxes, Utility Operating Income	3,263,082.25		3,263,082.25
421.1	Gain On Disposition Of Property	669.99		669.99
426.1	Donations	776,056.80	22,918.92	798,975.72
426.3	Penalties	613.55		613.55
426.4	Expenditures For Certain Civic, Political And Related Activities	4,403.58	1,125,301.23	1,129,704.81
426.5	Other Deductions	496,051.17	140,776.05	636,827.22
428	Amortization Of Debt Discount And Expense	49,059.50		49,059.50
431	Other Interest Expense	26,308.34		26,308.34
456	Other Electric Revenues	2,715.71		2,715.71
500	Operation Supervision And Engineering	171,133.47	2,640,602.24	2,811,735.71
501	Fuel	627,362.29	718,006.01	1,345,368.30
502	Steam Expenses	278,693.84	25,098.22	303,792.06
506	Miscellaneous Steam Power Expenses	174,952.23		174,952.23
510	Maintenance Supervision And Engineering	1,354,100.15		1,354,100.15
511	Maintenance Of Structures	6,941.37		6,941.37

BILLED TO KENTUCKY UTILITIES COMPANY(KU) FROM THE SERVICE COMPANY (LKS)
 April 1, 2012 to March 31, 2012

FERC				
Account	FERC Account Description	Direct	Indirect	Total
512	Maintenance Of Boiler Plant	198.81		198.81
513	Maintenance Of Electric Plant	120,484.02		120,484.02
514	Maintenance Of Miscellaneous Steam Plant	8,570.10		8,570.10
549	Miscellaneous Other Power Generation Expenses	232.65		232.65
551	Maintenance Supervision And Engineering	1,800.00		1,800.00
556	System Control And Load Dispatching	89,397.57	1,742,500.70	1,831,898.27
560	Operation Supervision And Engineering	68,387.90	1,409,363.56	1,477,751.46
561.1	Load Dispatch-Reliability	49,820.12	1,476,705.98	1,526,526.10
561.5	Reliability, Planning And Standards Development		788,484.17	788,484.17
561.6	Transmission Service Studies	30,141.20		30,141.20
561.9	Reliability Planning And Standards Development Services		514,816.52	514,816.52
562	Station Expenses	131.00		131.00
563	Overhead Line Expenses	92,787.30	6,463.07	99,250.37
566	Miscellaneous Transmission Expenses	3,604,389.60	1,249,811.31	4,854,200.91
570	Maintenance Of Station Equipment	322,148.31		322,148.31
571	Maintenance Of Overhead Lines	158,855.04		158,855.04
573	Maintenance Of Miscellaneous Transmission Plant	55,134.49		55,134.49
580	Operation Supervision And Engineering	1,082,060.99	196,829.87	1,278,890.86
581	Load Dispatching		764,182.14	764,182.14
583	Overhead Line Expenses	32,629.45		32,629.45
584	Underground Line Expenses	813.02		813.02
586	Meter Expenses	553,526.64	1,279.00	554,805.64
588	Miscellaneous Distribution Expenses	918,372.46	162,688.91	1,081,061.37
590	Maintenance Supervision And Engineering	5,962.17		5,962.17
592	Maintenance Of Station Equipment	778.52		778.52
593	Maintenance Of Overhead Lines	215,153.65		215,153.65
598	Maintenance Of Miscellaneous Distribution Plant	17,847.06		17,847.06
901	Supervision	1,733,153.49	437,735.98	2,170,889.47
902	Meter Reading Expenses	142,364.04	175.00	142,539.04
903	Customer Records And Collection Expenses	4,221,874.10	5,153,293.02	9,375,167.12
905	Miscellaneous Customer Accounts Expenses	734,342.81		734,342.81
907	Supervision	36,248.34	164,843.84	201,092.18

BILLED TO KENTUCKY UTILITIES COMPANY(KU) FROM THE SERVICE COMPANY (LKS)
 April 1, 2012 to March 31, 2012

FERC				
Account	FERC Account Description	Direct	Indirect	Total
908	Customer Assistance Expenses	11,323,588.48	515,023.42	11,838,611.90
909	Informational And Instructional Advertising Expenses	154,614.93		154,614.93
910	Miscellaneous Customer Service And Informational Expenses	64,327.30	301,333.20	365,660.50
913	Advertising Expenses	23,966.44		23,966.44
920	Administrative And General Salaries	2,776,340.77	19,230,081.55	22,006,422.32
921	Office Supplies And Expenses	2,791,312.91	4,114,302.63	6,905,615.54
923	Outside Services Employed	3,870,037.23	4,435,047.17	8,305,084.40
924	Property Insurance	93,880.50		93,880.50
925	Injuries And Damages	550,213.33	3,468.65	553,681.98
926	Employee Pensions And Benefits	16,994,313.69	123,380.75	17,117,694.44
928	Regulatory Commission Expenses	242,347.86		242,347.86
930.1	General Advertising Expenses	792,466.67	34,087.30	826,553.97
930.2	Miscellaneous General Expenses	91,905.65	2,429,167.18	2,521,072.83
935	Maintenance Of General Plant	1,111,582.63	11,417,674.70	12,529,257.33
Grand Total		628,168,236.19	61,345,442.29	689,513,678.48

KENTUCKY UTILITIES COMPANY

CASE NO. 2012-00221

**Response to Commission Staff's First Request for Information
Dated June 15, 2012**

Question No. 43

Responding Witness: Kent W. Blake / Lonnie E. Bellar

Q-43. Provide any information, when known, that would have a material effect on net operating income, rate base, or cost of capital that has occurred after the test year but were not incorporated in the filed testimony and exhibits.

A-43. See attached Revised Blake Exhibit 2 and Analysis of the Embedded Cost of Capital, reflecting changes to embedded cost of capital through May 31, 2012. Certain information is being filed under seal pursuant to a petition for confidential treatment.

See attached Reference Schedule 1.09 reflecting off-system sales margins through May 31, 2012.

The Company will timely supplement this response with updated information.

KENTUCKY UTILITIES

Capitalization at March 31, 2012
with Annual Cost Rate as of May 31, 2012

	Per Books 3-31-2012 (1)	Capital Structure (2)	Undistributed Subsidiary Earnings (3)	Investment in EEI (Col 2 x Col 4 Line 4) (4)	Investments in OVEC and Other (Col 2 x Col 5 Line 4) (5)	Adjustments to Total Co. Capitalization (Sum of Col 3 - Col 5) (6)	Adjusted Total Company Capitalization (Col 1 + Col 6) (7)	Jurisdictional Rate Base Percentage (Exhibit 3 Line 19) (8)	Kentucky Jurisdictional Capitalization (Col 7 x Col 8) (9)
1. Short Term Debt	\$ -	0.00%	\$ -	\$ -	\$ -	\$ -	\$ -	87.52%	\$ -
2. Long Term Debt	1,840,750,374	46.26%	-	(599,437)	(198,511)	(797,948)	1,839,952,426	87.52%	1,610,326,363
3. Common Equity	2,138,484,751	53.74%	(3,158,501)	(696,363)	(230,610)	(4,085,474)	2,134,399,277	87.52%	1,868,026,247
4. Total Capitalization	<u>\$ 3,979,235,125</u>	<u>100.00%</u>	<u>\$ (3,158,501)</u>	<u>\$ (1,295,800)</u>	<u>\$ (429,121)</u>	<u>\$ (4,883,422)</u>	<u>\$ 3,974,351,703</u>		<u>\$ 3,478,352,610</u>

	Kentucky Jurisdictional Capitalization (9)	Capital Structure (10)	Environmental Compliance Plans (a) (Col 10 x Col 11 Line 4) (11)	Adjusted Kentucky Jurisdictional Capitalization (Col 9 + Col 11) (12)	Adjusted Capital Structure (13)	Annual Cost Rate (14)	Cost of Capital (Col 14 x Col 13) (15)
1. Short Term Debt	\$ -	0.00%	\$ -	\$ -	0.00%	0.41%	(b) 0.00%
2. Long Term Debt	1,610,326,363	46.30%	(85,030,505)	1,525,295,858	46.30%	3.69%	(b) 1.71%
3. Common Equity	1,868,026,247	53.70%	(98,636,561)	1,769,389,686	53.70%	11.00%	(c) 5.91%
4. Total Capitalization	<u>\$ 3,478,352,610</u>	<u>100.00%</u>	<u>\$ (183,667,066)</u>	<u>\$ 3,294,685,544</u>	<u>100.00%</u>		<u>7.62%</u>

- (a) Supporting Schedule-Exhibit 3, Page 1, Line 19, Column 5 \$ 183,667,066
(b) Embedded cost as of May 31, 2012
(c) Recommended Rate of Return on Common Equity

**KENTUCKY UTILITIES COMPANY
ANALYSIS OF THE EMBEDDED COST OF CAPITAL AT
May 31, 2012**

LONG-TERM DEBT									
	Due	Rate	Principal	Interest	Annualized Cost				Embedded Cost
					Amortized Debt Issuance Exp/Discount	Amortized Loss-Reacquired Debt	Letter of Credit and other fees	Total	
Pollution Control Bonds -									
Mercer Co. 2000 Series A	05/01/23	0.180% *	\$ 12,900,000	\$ 23,220	\$ -	\$ 46,743	\$ 156,549 a	\$ 226,512	1.756%
Carroll Co. 2002 Series A	02/01/32	0.400% *	20,930,000	83,720	4,104	36,300	20,930 b	145,054	0.693%
Carroll Co. 2002 Series B	02/01/32	0.400% *	2,400,000	9,600	2,856	4,164	2,400 b	19,020	0.793%
Muhlenberg Co. 2002 Series A	02/01/32	0.400% *	2,400,000	9,600	1,140	12,744	2,400 b	25,884	1.079%
Mercer Co. 2002 Series A	02/01/32	0.400% *	7,400,000	29,600	3,180	12,900	7,400 b	53,080	0.717%
Carroll Co. 2002 Series C	10/01/32	0.242% *	96,000,000	232,320	73,658	186,036	300,538 c	792,552	0.826%
Carroll Co. 2004 Series A	10/01/34	0.190% *	50,000,000	95,000	-	105,023	609,493 a	809,516	1.619%
Carroll Co. 2006 Series B	10/01/34	0.210% *	54,000,000	113,400	47,920	-	658,985 a	820,305	1.519%
Carroll Co. 2007 Series A	02/01/26	5.750%	17,875,000	1,027,813	33,342	-	-	1,061,155	5.937%
Trimble Co. 2007 Series A	03/01/37	6.000%	8,927,000	535,620	16,072	-	-	551,692	6.180%
Carroll Co. 2008 Series A	02/01/32	0.190% *	77,947,405	148,100	34,400	-	951,225 a	1,133,725	1.454%
Called Bonds						201,063 1		201,063	
First Mortgage Bonds -									
2010 due 2015	11/01/15	1.625%	250,000,000	4,062,500	461,126 **	-	-	4,523,626	1.809%
Debt discount on FMB	11/01/15	1.625%	(605,208)		175,000 **			175,000	-28.916%
2010 due 2020	11/01/20	3.250%	500,000,000	16,250,000	418,360 **	-	-	16,668,360	3.334%
Debt discount on FMB	11/01/15	3.250%	(1,598,625)		189,000 **			189,000	-11.823%
2010 due 2040	11/01/40	5.125%	750,000,000	38,437,500	249,641 **	-	-	38,687,141	5.158%
Debt discount on FMB	11/01/40	5.125%	(7,719,323)		271,250 **			271,250	-3.514%
S-3 SEC Shelf Registration	03/27/15				1,667			1,667	
Revolving Credit Facility	10/19/16					3&4	500,000		
Letter of Credit Facility	04/29/14								
Total External Debt			\$1,840,856,249	\$ 61,057,993	\$ 3,066,986	\$ 604,973	\$ 3,209,920	\$67,939,872	3.691%
Notes Payable to PPL	2		\$ -	\$ -	\$ -	\$ -	\$ -	\$ -	
Total Internal Debt			\$ -	\$ -	\$ -	\$ -	\$ -	\$ -	0.000%
Total			\$1,840,856,249	\$ 61,057,993	\$ 3,066,986	\$ 604,973	\$ 3,209,920	\$67,939,872	3.691%

SHORT-TERM DEBT									
	Rate	Principal	Interest	Annualized Cost				Embedded Cost	
				Expense	Loss	Premium	Total		
Notes Payable to Associated Company	0.390% *	\$ -	\$ -	\$ -	\$ -	\$ -	\$ -	\$ -	0.000%
Revolving Credit Facility Payable		-	-	-	-	-	-	-	0.000%
Commercial Paper Program	Varies	#####	-	-	-	-	-	-	0.000%
Total		\$ -	\$ -	\$ -	\$ -	\$ -	\$ -	\$ -	0.000%
Embedded Cost of Total Debt		\$1,840,856,249	\$ 61,057,993	\$ 3,066,986	\$ 604,973	\$ 3,209,920	\$67,939,872	3.691%	

* Composite rate at end of current month.

** Debt discount shown on separate line.

1 Series P and R bonds were redeemed in 2003, and 2005, respectively. They were not replaced with other bond series. The remaining unamortized expense is being amortized over the remainder of the original lives (due 5/15/07, 6/1/25, 6/1/35, and 6/1/36 respectively) of the bonds as loss on reacquired debt.

2 Fidelia Notes Payable were paid off on 11/1/2010 with PPL Notes Payable that were paid off with the new FMB issues on 11/16/2010.

3 Included setup fees for the Wachovia Credit Facility in Long-term Debt due to 4 year credit arrangement

4 Credit Facility amended effective October 19, 2011. New term of 5 years at lower interest rate.

a - Letter of credit fee = (principal bal + 45 days interest)*2% L/C Fee and .25% L/C Fronting Fee. Rate based on company credit rating. Remarketing Fee = 10 basis points.

b - Remarketing fee = 10 basis points

c - Remarketing fee = 25 basis points

Exhibit 1
Reference Schedule 1.09
Sponsoring Witness: Bellar

KENTUCKY UTILITIES

**To Adjust Off-System Sales Margins
For the Twelve Months Ended March 31, 2012**

Updated to reflect actual Off-System Sales Margins through May 2012

1. Off-System Sales Margins for 2012 (January - May 2012)	\$ 177,329
2. Annualized Off-System Sales Margins for 2012 (Line 1 x 12/5)	\$ 425,591
3. Off-System Sales Margins in test year	\$ 903,033
4. Off-System Sales Margins adjustment (Line 2 - Line 3)	\$ (477,442)
5. Kentucky Jurisdiction (Ref. Sch. Allocators)	86.757%
6. Kentucky Jurisdictional adjustment	\$ (414,214)

NOTE: Off-System sales margins defined as Total OSS revenues less assigned fuel and purchase power expense, transmission costs, environmental costs, and cost of losses.

KENTUCKY UTILITIES COMPANY

CASE NO. 2012-00221

**Response to Commission Staff's First Request for Information
Dated June 15, 2012**

Question No. 44

Responding Witness: Valerie L. Scott

- Q-44. Provide detailed monthly income statements for each month after the test year, including the month in which the hearing ends, as they become available.
- A-44. See attached income statements for April and May 2012. Income statements for subsequent months will be provided as they become available.

KENTUCKY UTILITIES COMPANY

Financial Reports

April 30, 2012

Kentucky Utilities Company
Comparative Statement of Income
April 30, 2012

	Current Month			
	This Year Amount	Last Year Amount	Increase or Decrease Amount	%
Electric Operating Revenues.....	\$ 108,624,417.03	\$ 107,312,923.69	\$ 1,311,493.34	1.22
Rate Refunds.....	-	-	-	-
Total Operating Revenues.....	108,624,417.03	107,312,923.69	1,311,493.34	1.22
Fuel for Electric Generation.....	30,971,990.85	32,088,589.82	(1,116,598.97)	(3.48)
Power Purchased.....	12,341,616.68	11,778,662.25	562,954.43	4.78
Other Operation Expenses.....	16,193,114.43	17,821,259.16	(1,628,144.73)	(9.14)
Maintenance.....	15,374,167.84	15,523,681.30	(149,513.46)	(0.96)
Depreciation.....	15,630,111.42	15,165,884.45	464,226.97	3.06
Amortization Expense.....	667,468.28	587,302.91	80,165.37	13.65
Regulatory Credits.....	(524,014.47)	(495,970.94)	(28,043.53)	(5.65)
Taxes				
Federal Income.....	3,119,273.24	2,025,840.91	1,093,432.33	53.97
State Income.....	568,864.42	369,454.26	199,410.16	53.97
Deferred Federal Income - Net.....	(1,463.33)	-	(1,463.33)	(100.00)
Deferred State Income - Net.....	(266.87)	-	(266.87)	(100.00)
Property and Other.....	2,477,638.45	2,501,068.96	(23,430.51)	(0.94)
Investment Tax Credit.....	-	-	-	-
Loss (Gain) from Disposition of Allowances.....	-	-	-	-
Accretion Expense.....	263,475.91	227,486.03	35,989.88	15.82
Total Operating Expenses.....	97,081,976.85	97,593,259.11	(511,282.26)	(0.52)
Net Operating Income.....	11,542,440.18	9,719,664.58	1,822,775.60	18.75
Other Income Less Deductions				
Amortization of Investment Tax Credit.....	233,343.00	233,343.00	-	-
Other Income Less Deductions.....	(844,657.19)	(523,257.23)	(321,399.96)	(61.42)
AFUDC - Equity.....	3,207.82	2,587.63	620.19	23.97
Total Other Income Less Deductions.....	(608,106.37)	(287,326.60)	(320,779.77)	(111.64)
Income Before Interest Charges.....	10,934,333.81	9,432,337.98	1,501,995.83	15.92
Interest on Long-Term Debt.....	5,092,097.03	5,157,059.19	(64,962.16)	(1.26)
Amortization of Debt Expense - Net.....	305,996.53	293,849.87	12,146.66	4.13
Other Interest Expenses.....	350,343.57	507,098.74	(156,755.17)	(30.91)
AFUDC - Borrowed Funds.....	(830.15)	(786.20)	(43.95)	(5.59)
Total Interest Charges.....	5,747,606.98	5,957,221.60	(209,614.62)	(3.52)
Net Income.....	<u>\$ 5,186,726.83</u>	<u>\$ 3,475,116.38</u>	<u>\$ 1,711,610.45</u>	<u>49.25</u>

Kentucky Utilities Company
Comparative Statement of Income
April 30, 2012

	Year to Date			
	This Year Amount	Last Year Amount	Increase or Decrease Amount	%
Electric Operating Revenues.....	\$ 488,568,609.74	\$ 512,738,145.39	\$ (24,169,535.65)	(4.71)
Rate Refunds.....	-	-	-	-
Total Operating Revenues.....	488,568,609.74	512,738,145.39	(24,169,535.65)	(4.71)
Fuel for Electric Generation.....	156,385,061.94	163,332,946.85	(6,947,884.91)	(4.25)
Power Purchased.....	40,627,339.04	45,350,062.54	(4,722,723.50)	(10.41)
Other Operation Expenses.....	73,994,150.25	75,121,902.28	(1,127,752.03)	(1.50)
Maintenance.....	50,136,256.03	40,383,458.40	9,752,797.63	24.15
Depreciation.....	62,572,536.87	59,347,504.46	3,225,032.41	5.43
Amortization Expense.....	2,622,134.80	2,300,264.40	321,870.40	13.99
Regulatory Credits.....	(2,089,353.88)	(1,905,095.86)	(184,258.02)	(9.67)
Taxes				
Federal Income.....	(98,478.31)	9,114,390.71	(9,212,869.02)	(101.08)
State Income.....	819,988.31	3,176,438.12	(2,356,449.81)	(74.19)
Deferred Federal Income - Net.....	23,353,409.06	22,131,675.83	1,221,733.23	5.52
Deferred State Income - Net.....	2,899,585.25	1,776,808.83	1,122,776.42	63.19
Property and Other.....	10,245,117.33	9,240,239.81	1,004,877.52	10.88
Investment Tax Credit.....	-	-	-	-
Loss (Gain) from Disposition of Allowances.....	(886.52)	(3,293.39)	2,406.87	73.08
Accretion Expense.....	1,047,199.21	904,217.54	142,981.67	15.81
Total Operating Expenses.....	422,514,059.38	430,271,520.52	(7,757,461.14)	(1.80)
Net Operating Income.....	66,054,550.36	82,466,624.87	(16,412,074.51)	(19.90)
Other Income Less Deductions				
Amortization of Investment Tax Credit.....	933,370.74	819,661.00	113,709.74	13.87
Other Income Less Deductions.....	(1,303,275.28)	234,268.79	(1,537,544.07)	(656.32)
AFUDC - Equity.....	12,603.20	7,519.53	5,083.67	67.61
Total Other Income Less Deductions.....	(357,301.34)	1,061,449.32	(1,418,750.66)	(133.66)
Income Before Interest Charges.....	65,697,249.02	83,528,074.19	(17,830,825.17)	(21.35)
Interest on Long-Term Debt.....	20,306,563.32	20,535,741.78	(229,178.46)	(1.12)
Amortization of Debt Expense - Net.....	1,223,569.45	1,165,690.29	57,879.16	4.97
Other Interest Expenses.....	1,513,281.90	1,940,437.91	(427,156.01)	(22.01)
AFUDC - Borrowed Funds.....	(3,262.73)	(2,281.77)	(980.96)	(42.99)
Total Interest Charges.....	23,040,151.94	23,639,588.21	(599,436.27)	(2.54)
Net Income.....	\$ 42,657,097.08	\$ 59,888,485.98	\$ (17,231,388.90)	(28.77)

Kentucky Utilities Company
Comparative Statement of Income
April 30, 2012

	Year Ended Current Month			
	This Year Amount	Last Year Amount	Increase or Decrease Amount	%
Electric Operating Revenues.....	\$ 1,523,347,450.45	\$ 1,540,808,860.51	\$ (17,461,410.06)	(1.13)
Rate Refunds.....	-	355,385.29	(355,385.29)	(100.00)
Total Operating Revenues.....	1,523,347,450.45	1,541,164,245.80	(17,816,795.35)	(1.16)
Fuel for Electric Generation.....	515,700,757.20	505,506,300.50	10,194,456.70	2.02
Power Purchased.....	104,392,224.24	150,981,050.43	(46,588,826.19)	(30.86)
Other Operation Expenses.....	232,380,938.91	224,290,053.63	8,090,885.28	3.61
Maintenance.....	126,056,166.32	116,180,974.05	9,875,192.27	8.50
Depreciation.....	185,151,820.53	155,494,816.60	29,657,003.93	19.07
Amortization Expense.....	7,585,314.81	6,656,295.81	929,019.00	13.96
Regulatory Credits.....	(6,039,897.95)	(6,228,161.30)	188,263.35	3.02
Taxes				
Federal Income.....	(16,154,321.13)	50,974,822.65	(67,129,143.78)	(131.69)
State Income.....	2,098,729.34	12,490,738.24	(10,392,008.90)	(83.20)
Deferred Federal Income - Net.....	102,810,512.26	37,671,446.81	65,139,065.45	172.91
Deferred State Income - Net.....	11,097,236.21	3,757,578.34	7,339,657.87	195.33
Property and Other.....	29,120,643.98	22,374,300.81	6,746,343.17	30.15
Investment Tax Credit.....	-	-	-	-
Loss (Gain) from Disposition of Allowances.....	(886.52)	(16,020.32)	15,133.80	94.47
Accretion Expense.....	2,970,098.53	3,675,724.13	(705,625.60)	(19.20)
Total Operating Expenses.....	1,297,169,336.73	1,283,809,920.38	13,359,416.35	1.04
Net Operating Income.....	226,178,113.72	257,354,325.42	(31,176,211.70)	(12.11)
Other Income Less Deductions				
Amortization of Investment Tax Credit.....	2,800,110.74	867,061.00	1,933,049.74	222.94
Other Income Less Deductions.....	212,185.61	(385,754.94)	597,940.55	155.01
AFUDC - Equity.....	47,745.25	576,644.57	(528,899.32)	(91.72)
Total Other Income Less Deductions.....	3,060,041.60	1,057,950.63	2,002,090.97	189.24
Income Before Interest Charges.....	229,238,155.32	258,412,276.05	(29,174,120.73)	(11.29)
Interest on Long-Term Debt.....	61,011,371.96	69,500,436.48	(8,489,064.52)	(12.21)
Amortization of Debt Expense - Net.....	3,786,085.55	2,081,050.23	1,705,035.32	81.93
Other Interest Expenses.....	4,950,626.47	4,728,904.81	221,721.66	4.69
AFUDC - Borrowed Funds.....	(13,936.04)	(651,430.37)	637,494.33	97.86
Total Interest Charges.....	69,734,147.94	75,658,961.15	(5,924,813.21)	(7.83)
Net Income.....	\$ 159,504,007.38	\$ 182,753,314.90	\$ (23,249,307.52)	(12.72)

KENTUCKY UTILITIES COMPANY

Financial Reports

May 31, 2012

Kentucky Utilities Company
Comparative Statement of Income
May 31, 2012

	Current Month			
	This Year Amount	Last Year Amount	Increase or Decrease Amount	%
Electric Operating Revenues.....	\$ 132,779,703.81	\$ 125,468,971.21	\$ 7,310,732.60	5.83
Rate Refunds.....	-	-	-	-
Total Operating Revenues.....	132,779,703.81	125,468,971.21	7,310,732.60	5.83
Fuel for Electric Generation.....	44,223,558.37	43,006,003.01	1,217,555.36	2.83
Power Purchased.....	11,188,511.90	7,382,551.12	3,805,960.78	51.55
Other Operation Expenses.....	20,506,206.61	19,445,893.91	1,060,312.70	5.45
Maintenance.....	12,885,624.10	12,995,142.09	(109,517.99)	(0.84)
Depreciation.....	15,654,143.42	15,163,173.93	490,969.49	3.24
Amortization Expense.....	675,075.33	596,216.66	78,858.67	13.23
Regulatory Credits.....	(525,139.96)	(472,173.53)	(52,966.43)	(11.22)
Taxes				
Federal Income.....	6,443,142.53	3,800,442.10	2,642,700.43	69.54
State Income.....	1,175,041.19	2,296,685.49	(1,121,644.30)	(48.84)
Deferred Federal Income - Net.....	-	2,955,121.48	(2,955,121.48)	(100.00)
Deferred State Income - Net.....	-	(1,158,530.40)	1,158,530.40	100.00
Property and Other.....	2,547,329.29	2,336,418.31	210,910.98	9.03
Investment Tax Credit.....	-	-	-	-
Loss (Gain) from Disposition of Allowances.....	-	-	-	-
Accretion Expense.....	264,601.35	228,200.96	36,400.39	15.95
Total Operating Expenses.....	115,038,094.13	108,575,145.13	6,462,949.00	5.95
Net Operating Income.....	17,741,609.68	16,893,826.08	847,783.60	5.02
Other Income Less Deductions				
Amortization of Investment Tax Credit.....	233,343.00	233,343.00	-	-
Other Income Less Deductions.....	(1,006,050.83)	(149,931.87)	(856,118.96)	(571.01)
AFUDC - Equity.....	3,286.66	2,838.02	448.64	15.81
Total Other Income Less Deductions.....	(769,421.17)	86,249.15	(855,670.32)	(992.09)
Income Before Interest Charges.....	16,972,188.51	16,980,075.23	(7,886.72)	(0.05)
Interest on Long-Term Debt.....	5,094,643.44	5,115,872.14	(21,228.70)	(0.42)
Amortization of Debt Expense - Net.....	305,996.53	317,143.66	(11,147.13)	(3.51)
Other Interest Expenses.....	375,816.69	363,856.49	11,960.20	3.29
AFUDC - Borrowed Funds.....	(850.12)	(863.05)	12.93	1.50
Total Interest Charges.....	5,775,606.54	5,796,009.24	(20,402.70)	(0.35)
Net Income.....	\$ 11,196,581.97	\$ 11,184,065.99	\$ 12,515.98	0.11

Kentucky Utilities Company
Comparative Statement of Income
May 31, 2012

	Year to Date			
	This Year	Last Year	Increase or Decrease	
	Amount	Amount	Amount	%
Electric Operating Revenues.....	\$ 621,348,313.55	\$ 638,207,116.60	\$ (16,858,803.05)	(2.64)
Rate Refunds.....	-	-	-	-
Total Operating Revenues.....	621,348,313.55	638,207,116.60	(16,858,803.05)	(2.64)
Fuel for Electric Generation.....	200,608,620.31	206,338,949.86	(5,730,329.55)	(2.78)
Power Purchased.....	51,815,850.94	52,732,613.66	(916,762.72)	(1.74)
Other Operation Expenses.....	94,500,356.86	94,567,796.19	(67,439.33)	(0.07)
Maintenance.....	63,021,880.13	53,378,600.49	9,643,279.64	18.07
Depreciation.....	78,226,680.29	74,510,678.39	3,716,001.90	4.99
Amortization Expense.....	3,297,210.13	2,896,481.06	400,729.07	13.84
Regulatory Credits.....	(2,614,493.84)	(2,377,269.39)	(237,224.45)	(9.98)
Taxes				
Federal Income.....	6,344,664.22	12,914,832.81	(6,570,168.59)	(50.87)
State Income.....	1,995,029.50	5,473,123.61	(3,478,094.11)	(63.55)
Deferred Federal Income - Net.....	23,353,409.06	25,086,797.31	(1,733,388.25)	(6.91)
Deferred State Income - Net.....	2,899,585.25	618,278.43	2,281,306.82	368.98
Property and Other.....	12,792,446.62	11,576,658.12	1,215,788.50	10.50
Investment Tax Credit.....	-	-	-	-
Loss (Gain) from Disposition of Allowances.....	(886.52)	(3,293.39)	2,406.87	73.08
Accretion Expense.....	1,311,800.56	1,132,418.50	179,382.06	15.84
Total Operating Expenses.....	537,552,153.51	538,846,665.65	(1,294,512.14)	(0.24)
Net Operating Income.....	83,796,160.04	99,360,450.95	(15,564,290.91)	(15.66)
Other Income Less Deductions				
Amortization of Investment Tax Credit.....	1,166,713.74	1,053,004.00	113,709.74	10.80
Other Income Less Deductions.....	(2,309,326.11)	84,336.92	(2,393,663.03)	(2,838.21)
AFUDC - Equity.....	15,889.86	10,357.55	5,532.31	53.41
Total Other Income Less Deductions.....	(1,126,722.51)	1,147,698.47	(2,274,420.98)	(198.17)
Income Before Interest Charges.....	82,669,437.53	100,508,149.42	(17,838,711.89)	(17.75)
Interest on Long-Term Debt.....	25,401,206.76	25,651,613.92	(250,407.16)	(0.98)
Amortization of Debt Expense - Net.....	1,529,565.98	1,482,833.95	46,732.03	3.15
Other Interest Expenses.....	1,889,098.59	2,304,294.40	(415,195.81)	(18.02)
AFUDC - Borrowed Funds.....	(4,112.85)	(3,144.82)	(968.03)	(30.78)
Total Interest Charges.....	28,815,758.48	29,435,597.45	(619,838.97)	(2.11)
Net Income.....	\$ 53,853,679.05	\$ 71,072,551.97	\$ (17,218,872.92)	(24.23)

Kentucky Utilities Company
Comparative Statement of Income
May 31, 2012

	Year Ended Current Month			
	This Year Amount	Last Year Amount	Increase or Decrease Amount	%
Electric Operating Revenues.....	\$ 1,530,658,183.05	\$ 1,551,512,615.78	\$ (20,854,432.73)	(1.34)
Rate Refunds.....	-	(632,383.92)	632,383.92	100.00
Total Operating Revenues.....	1,530,658,183.05	1,550,880,231.86	(20,222,048.81)	(1.30)
Fuel for Electric Generation.....	516,918,312.56	510,866,051.71	6,052,260.85	1.18
Power Purchased.....	108,198,185.02	144,085,678.61	(35,887,493.59)	(24.91)
Other Operation Expenses.....	233,441,251.61	224,931,155.48	8,510,096.13	3.78
Maintenance.....	125,946,648.33	119,801,408.48	6,145,239.85	5.13
Depreciation.....	185,642,790.02	159,831,322.08	25,811,467.94	16.15
Amortization Expense.....	7,664,173.48	6,723,631.43	940,542.05	13.99
Regulatory Credits.....	(6,092,864.38)	(6,491,359.85)	398,495.47	6.14
Taxes				
Federal Income.....	(13,511,620.70)	49,489,819.12	(63,001,439.82)	(127.30)
State Income.....	977,085.04	13,823,512.67	(12,846,427.63)	(92.93)
Deferred Federal Income - Net.....	99,855,390.78	40,626,568.29	59,228,822.49	145.79
Deferred State Income - Net.....	12,255,766.61	2,599,047.94	9,656,718.67	371.55
Property and Other.....	29,331,554.96	23,062,916.69	6,268,638.27	27.18
Investment Tax Credit.....	-	-	-	-
Loss (Gain) from Disposition of Allowances.....	(886.52)	(16,020.32)	15,133.80	94.47
Accretion Expense.....	3,006,498.92	3,719,695.01	(713,196.09)	(19.17)
Total Operating Expenses.....	1,303,632,285.73	1,293,053,427.34	10,578,858.39	0.82
Net Operating Income.....	227,025,897.32	257,826,804.52	(30,800,907.20)	(11.95)
Other Income Less Deductions				
Amortization of Investment Tax Credit.....	2,800,110.74	1,094,479.00	1,705,631.74	155.84
Other Income Less Deductions.....	(643,933.35)	49,181.29	(693,114.64)	(1,409.31)
AFUDC - Equity.....	48,193.89	590,989.16	(542,795.27)	(91.85)
Total Other Income Less Deductions.....	2,204,371.28	1,734,649.45	469,721.83	27.08
Income Before Interest Charges.....	229,230,268.60	259,561,453.97	(30,331,185.37)	(11.69)
Interest on Long-Term Debt.....	60,990,143.26	68,267,746.65	(7,277,603.39)	(10.66)
Amortization of Debt Expense - Net.....	3,774,938.42	2,329,796.98	1,445,141.44	62.03
Other Interest Expenses.....	4,962,586.67	4,822,900.47	139,686.20	2.90
AFUDC - Borrowed Funds.....	(13,923.11)	(570,826.07)	556,902.96	97.56
Total Interest Charges.....	69,713,745.24	74,849,618.03	(5,135,872.79)	(6.86)
Net Income.....	\$ 159,516,523.36	\$ 184,711,835.94	\$ (25,195,312.58)	(13.64)

KENTUCKY UTILITIES COMPANY

CASE NO. 2012-00221

**Response to Commission Staff's First Request for Information
Dated June 15, 2012**

Question No. 45

Responding Witness: Lonnie E. Bellar

- Q-45. List all present or proposed research efforts dealing with the pricing of electricity and the current status of such efforts.
- A-45. The Company does not ordinarily conduct original research on electricity prices (i.e. retail rates). However, the Company does subscribe to a number of industry publications which report on retail electric prices (primarily in the form of survey data). The Company expects to continue to subscribe to the same or similar publications in the future. The Company makes every effort to control costs and keep rates low.

KENTUCKY UTILITIES COMPANY

CASE NO. 2012-00221

**Response to Commission Staff's First Request for Information
Dated June 15, 2012**

Question No. 46

Responding Witness: Paula H. Pottinger, Ph.D.

- Q-46. Provide a schedule reflecting the salaries and other compensation of each executive officer for the test year and 2 preceding calendar years. Include the percentage annual increase and the effective date of each increase, the job title, duty and responsibility of each officer, the number of employees who report to each executive officer, and to whom each executive officer reports. Also, for employees elected to executive officer status during the test year, provide the salaries, for the test year, for those persons whom they replaced.
- A-46. A schedule of salaries and other compensation for all executive officers as of the end of the test year and the two preceding calendar years is attached. This information is provided in a manner that is consistent with W2s and year to date information in the case of the portion of the test year in 2012. Certain information is being filed under seal pursuant to a petition for confidential treatment.

**Question No. 46
Information for Test Year (4/1/11 - 3/31/2012)**

Name	Title	Salary (1)	Other Compensation (2)	Broad - Based Employee Benefits (3)
Daniel K. Arbough	Treasurer			
Michael S. Beer	VP Federal Regulation and Policy			
Lonnie Bellar	VP State Regulation and Rates			
Kent W. Blake	Chief Financial Officer			
Ralph Bowling	VP Power Production			
Laura Green Douglas	VP Corp Responsibility and Community Affairs			
Chris Hermann	SVP Energy Delivery			
Chip Keeling	VP Communications			
John P. Malloy	VP Energy Delivery - Retail Business			
John R. McCall (4)	EVP General Counsel and Corporate Secretary			
Dorothy O'Brien	VP Deputy General Counsel and Environmental			
Paula H. Pottinger	SVP Human Resources			
Gerald A. Reynolds	Gen Counsel, Compliance and Corporate Secretary			
S. Bradford Rives	Chief Administrative Officer			
Valerie Leah Scott	Controller			
George R. Siemens	VP External Affairs			
David Sinclair	VP Energy Marketing			
Eric Slavinsky	Chief Information Officer			
Victor A. Staffieri	Chief Executive Officer	820,620	1,736,510	1,290
Edwin R. Staton	VP Transmission			
Paul Gregory Thomas	VP Energy Delivery - Distribution Operations			
Paul W. Thompson	SVP Energy Services			
John N. Voyles	VP Transmission and Generation Services			
Average of all Executive Officers		268,254	366,564	4,943

(1) Of the total salaries, 44.60% is included in the cost of providing service to KU rate payers.

(2) None of total other compensation is included in the cost of providing service to KU rate payers.

(3) Of the total broad-based employee benefits which include group term life insurance and vacation sellback payments, 44.60% was included in the cost of providing service to KU rate payers.

(4) John R. McCall retired effective June 29, 2012. None of his salary or broad-based employee benefits are included in the cost of providing service to LG&E rate payers. This is reflected in the percentages quoted in footnotes (1) and (3).

Question No. 46

Information as of 12/31/2011

Name	Title	Salary (1)	Other Compensation (2)	Broad - Based Employee Benefits (3)
Daniel K. Arbough	Treasurer			
Michael S. Beer	VP Federal Regulation and Policy			
Lonnie Bellar	VP State Regulation and Rates			
Kent W. Blake	VP Corp Plan and Development			
Ralph Bowling	VP Power Production			
Laura Green Douglas	VP Corp Responsibility and Community Affairs			
Chris Hermann	SVP Energy Delivery			
Chip Keeling	VP Communications			
John P. Malloy	VP Energy Delivery - Retail Business			
John R. McCall	EVP General Counsel and Corporate Secretary			
Dorothy O'Brien	VP Deputy General Counsel and Environmental			
Paula H. Pottinger	SVP Human Resources			
S. Bradford Rives	Chief Financial Officer			
Valerie Leah Scott	Controller			
George R. Siemens	VP External Affairs			
David Sinclair	VP Energy Marketing			
Eric Slavinsky	Chief Information Officer			
Victor A. Staffieri	Chief Executive Officer	811,221	1,075,272	1,290
Edwin R. Staton	VP Transmission			
Paul Gregory Thomas	VP Energy Delivery - Distribution Operations			
Paul W. Thompson	SVP Energy Services			
John N. Voyles	VP Transmission and Generation Services			
Average of all Executive Officers		280,273	292,693	3,610

(1) Of the total salaries, 47.37% is included in the cost of providing service to KU rate payers.

(2) None of total other compensation is included in the cost of providing service to KU rate payers.

(3) Of the total broad-based employee benefits which include group term life insurance and vacation sellback payments, 47.37% was included in the cost of providing service to KU rate payers.

Question No. 46

Information as of 12/31/2010

Name	Title	Salary (1)	Other Compensation (2) (4)	Broad - Based Employee Benefits (3)
Daniel K. Arbough	Treasurer			
Michael S. Beer	VP Federal Regulation and Policy			
Lonnie Bellar	VP State Regulation and Rates			
Kent W. Blake	VP Corp Plan and Development			
Ralph Bowling	VP Power Production			
Laura Green Douglas	VP Corp Responsibility and Community Affairs			
Chris Hermann	SVP Energy Delivery	326,102	1,712,726	6,851
Chip Keeling	VP Communications			
John P. Malloy	VP Energy Delivery - Retail Business			
John R. McCall	EVP General Counsel and Corporate Secretary	507,674	3,466,207	3,810
Dorothy O'Brien	VP Deputy General Counsel and Environmental			
Paula H. Pottinger	SVP Human Resources			
S. Bradford Rives	Chief Financial Officer	414,215	2,469,421	965
Valerie Leah Scott	Controller			
George R. Siemens	VP External Affairs			
David Sinclair	VP Energy Marketing			
Eric Slavinsky	Chief Information Officer			
Victor A. Staffieri	Chief Executive Officer	811,220	8,617,572	13,770
Paul Gregory Thomas	VP Energy Delivery - Distribution Operations			
Paul W. Thompson	SVP Energy Services	386,624	2,315,584	965
John N. Voyles	VP Transmission and Generation Services			
Wendy C. Welsh	SVP Information Technology			
Average of All Executive Officers		260,275	1,131,764	3,166

(1) Of the total salaries, 39.90% is included in the cost of providing service to KU rate payers.

(2) None of total other compensation is included in the cost of providing service to KU rate payers.

(3) Of the total broad-based employee benefits which include group term life insurance and vacation sellback payments, 39.90% was included in the cost of providing service to KU rate payers.

(4) A portion of the amounts shown in "Other Compensation" reflect one-time incentive awards and change of control payments paid by E.ON AG in connection with the consummation of PPL Corporation acquisition.

Name	Annual Increase %	Effective Date of Annual or Market Adjustment	Job Title	Duty and Responsibility	Number of Direct Reports	Reports To	Salary for Whom Officer Replaced
Arbough		12/26/2011	Treasurer	Manages activities related to financial policy, long- and short-term financings, credit risk, and pension funds. Manages trading controls, cash management, credit, risk management, and other treasury activities.	7	Chief Financial Officer	n/a
Beer		12/26/2011	VP - Federal Regulation and Policy	Develop and implement a federal regulatory strategy for the Company to include maintaining compliance with applicable regulations at the federal level. This position also serves as the Federal Energy Regulatory Commissions (FERC) Conduct Chief Compliance Officer.	1	General Counsel, Chief Compliance Officer and Corporate Secretary	n/a
Bellar		12/26/2011	VP - State Regulation and Rates	Assists with the development and implementation of the rate making strategy and provides oversight of regulatory/industry activity monitoring.	4	General Counsel, Chief Compliance Officer and Corporate Secretary	n/a
Blake		1/1/2012	Chief Financial Officer	Provide overall direction and leadership for all financial operations of the Company including the development and implementation of financial strategy, policies and plans, financial controls, preparation and interpretation of internal and external financial reports and arrangements for the safeguarding of business assets. Responsible for Sarbanes-Oxley compliance. Company representative before federal and state regulatory bodies including FERC, SEC, KPSC and IRS. Also responsible for oversight of Procurement policies, procedures and activities for the consolidated companies. Serve as the key interface between the Company and PPL to develop and maintain strong working relationships with senior finance personnel.	7	Chief Executive Officer	
Bowling		1/1/2012	VP Power Production	Plan and direct the operation, service planning, delivery, maintenance, environmental compliance and operation of LG&E and Kentucky Utility generation facilities to achieve safe, efficient and reliable generation of electricity.	10	SVP Energy Services	n/a
Douglas		12/26/2011	VP - Corporate Responsibility and Community Affairs	Primarily responsible for safeguarding the Company's public image. Serves as Chief Corporate Responsibility advocate. Leads and directs corporate responsibility and community affairs initiatives by maintaining open communications with health and safety, environmental and community investment teams. Builds employee and stakeholder awareness of corporate responsibility as a core value.	3	General Counsel, Chief Compliance Officer and Corporate Secretary	n/a
Hermann		1/1/2012	Sr. VP - Energy Delivery	Lead the Company's Distribution Operations and Retail Businesses with responsibility for strategic and operational management of gas and electric distribution, retail, metering and retail operations. Oversee the Operating Services department.	7	Chief Executive Officer	n/a
Keeling		12/26/2011	VP - Communications	Lead the development, delivery and management of internal and external communications, community and media relations and brand strategy/management for the Company. Lead the brand management, image and advertising for the Company. Lead and provide recommendations on the strategic positioning of the Company with all stakeholders. Responsible for the corporate foundation and all company sponsorships. Serve as the key interface between the Company and PPL to develop and maintain strong working relationships with senior communications personnel.	2	General Counsel, Chief Compliance Officer and Corporate Secretary	n/a
Malloy		12/26/2011	VP Energy Delivery - Retail Business	Provide strategic direction and operational control of the Company's Retail and Metering businesses to achieve strategic objectives and financial targets. Leads the company Gas Storage, Control and Compliance functions and directs the Operating Services area.	6	SVP - Energy Delivery	n/a

Name	Annual Increase %	Effective Date of Annual or Market Adjustment	Job Title	Duty and Responsibility	Number of Direct Reports	Reports To	Salary for Whom Officer Replaced
McCall		1/1/2012	Executive Vice President	Serve as a member of senior executive management and participate in decisions regarding all major issues impacting the Company. Serve as designated back-up for CEO when absent. Provide legal counsel and guidance in the ordinary and special activities to ensure maximum protection of its legal rights and to maintain its operations within the limits prescribed by law. Also oversees the Regulatory, Environmental, External Affairs, Legal, Communications and Human Resource functions. Serve as the key interface between the Company and PPL to develop and maintain strong working relationships with senior personnel.	1	Chief Executive Officer	n/a
O'Brien		12/26/2011	VP Deputy General Counsel and Environmental	Overall management of the Law Department and oversight of the corporate environmental function. Provides legal counsel and guidance in the ordinary and special activities of the corporation to insure maximum protection of its legal rights and to maintain its operations within the limits prescribed by international, federal, state, and local law. Coordinates the defense of the corporation against suits or claims, and coordinates the prosecution of the corporation's claims against others.	11	General Counsel, Chief Compliance Officer and Corporate Secretary	n/a
Pottinger		1/1/2012	SVP - Human Resources	Lead the Company's human resources function to provide effective, innovative and practical human resources strategies, policies and programs that serve the needs of management and employees, and facilitate bottom-line results to accomplish corporate objectives. Responsible for the full range of human resources activity, including participation in executive decision-making and advising the CEO, CAO and other Company executives on all matters pertaining to human resources. Ensure human resources policies and programs are developed, implemented and coordinated to comply with all legal regulations and ethical obligations in the areas of employment practice, health and safety, benefits, compensation and labor relations and to achieve best practices in the function (e.g., improved productivity, increased efficiency, "employer of choice" practices). Serve as the key interface between the Company and PPL to develop and maintain strong working relationships with senior human resources personnel.	6	Chief Administrative Officer	n/a
Reynolds		Hired 2/6/2012	General Counsel, Chief Compliance Officer and Corporate Secretary	Serve as a member of executive management and participate in decisions regarding major issues impacting the company. Provide legal counsel and guidance in the ordinary and special activities of LG&E and KU to ensure maximum protection of its legal rights and to maintain its operations within the limits prescribed by the law. Also oversee the Regulatory, Environmental, External Affairs, Legal, Compliance and Communications functions.	8	Chief Administrative Officer	
Rives		1/1/2012	Chief Administrative Officer	Responsible for the Company's major support functions including Information Technology, General Counsel, Legal, Compliance, Human Resources and Supply Chain. Facilitates and participates in all discussions and decisions relative to the establishment and implementation of planning and strategy for the Company.	5	Chief Executive Officer	n/a
Scott		12/26/2011	Controller	Manages the consolidated accounting activities of the Company which includes utility accounting, internal and external reporting (SEC, FERC, PSC, etc.), and all other aspects of utility accounting as managed directly through the Director, Utility Accounting. Supports internal and external financial accounting and reporting needs of the Company including PUHCA compliance, supporting the Rates and Regulatory function, and Financial Planning. The position is also responsible for Energy Marketing Accounting.	4	Chief Financial Officer	n/a
Siemens		12/26/2011	VP - External Affairs	Represents the Company in legislative, regulatory and executive regulatory matters before federal, state and local governments by providing policy direction. Develop and coordinate operating unit relationships with government entities and their constituency groups to ensure consistency and uniformity on all matters affecting the Company's interests.	2	General Counsel, Chief Compliance Officer and Corporate Secretary	n/a
Sinclair		1/1/2012	VP - Energy Marketing	Establish the strategic direction and management of the energy marketing, fuel procurement and trading activities for the Company. Also directs the optimization of the corporation's energy-related integrated gross margin.	5	SVP Energy Services	n/a

Name	Annual Increase %	Effective Date of Annual or Market Adjustment	Job Title	Duty and Responsibility	Number of Direct Reports	Reports To	Salary for Whom Officer Replaced
Slavinsky		12/26/2011	Chief Information Officer	Establish the company's technical vision and lead all aspects of the company's technology development. Work with other business unit leaders as an advisor of technologies that may improve efficiency and effectiveness. Oversees technology architecture and influences technical and architectural aspects of the company's business decisions. Sets IT strategic direction to meet the ongoing and future needs of the business. Responsible for the delivery of IT application systems, provide reliable operations of the IT infrastructure on a 24 hours a day, 365 days a year. Directs the establishment and execution of policies and processes for IT security, contract administration, financial management, training and IT research and development. Serve as the key interface between the Company and PPL to develop and maintain strong working relationships with senior information technology personnel.	5	Chief Administrative Officer	
Staffieri	0.0%	1/1/2012	Chief Executive Officer	Lead the Company to establish business objectives, policies, and strategic plans to implement world-class energy practices and provide reliable, low-cost energy services and superior customer satisfaction. Ensure effective implementation and execution of policies and plans to direct company growth and to achieve both long-range and short-range objectives. Serve as the key interface between the Company and PPL to develop and maintain strong working relationships with senior executive leadership.	7	Chairman, President and Chief Executive Officer of PPL Corporation	n/a
Staton		12/26/2011	VP Transmission	Provides strategic leadership and direction of all aspects of the company's transmission system, including: safety, lines construction and maintenance, substations and protection, system operations and balancing, energy management system, planning, compliance, and policies.	4	VP Transmission/Generation Services	n/a
Thomas		12/26/2011	VP Energy Delivery - Distribution Operations	Provides leadership and direction of electric distribution operations involving the four core operating processes: Connect New Customers, Enhance the Network, Operate and Maintain the Network and Repair the Network. Responsibility for the direction of all Distribution Operations Centers throughout the service territory, the substation construction and maintenance functions and the statewide forestry services. Leads and directs the company gas distribution system and all related processes and regulations.	6	SVP - Energy Delivery	n/a
Thompson		1/1/2012	Sr. VP - Energy Services	In conjunction with other members of the executive team, establish policies and strategies for the corporation's energy business. Lead the vision and strategy development for the Generation, Energy Marketing, Fuels and Transmission businesses. Lead the optimization of the corporation's energy-related integrated gross margin.	6	Chief Executive Officer	n/a
Voyles		1/1/2012	VP Transmission/Generation Services	Plan and direct the centralized services that support the companies existing generation and transmission assets and development of new assets. This includes engineering centers of excellence, project and construction engineering and budget development and reporting. Develops and advocates the company's carbon strategy to meet the commercial, environmental and market unit objectives.	6	SVP Energy Services	n/a
Average Percent	3.1%						

KENTUCKY UTILITIES COMPANY

CASE NO. 2012-00221

Response to Commission Staff's First Request for Information

Dated June 15, 2012

Question No. 47

Responding Witness: Paul W. Thompson

Q-47. Provide an analysis of KU's expenses for research and development activities for the test year and the 3 preceding calendar years. For the test year, include the following:

- a. Basis of fees paid to research organizations and KU's portion of the total revenue of each organization. Where the contribution is monthly, provide the current rate and the effective date.
- b. Details of the research activities conducted by each organization.
- c. Details of services and other benefits provided to the company by each organization during the test year and the preceding calendar year.
- d. Total expenditures of each organization, including the basic nature of costs incurred by the organization.
- e. Details of the expected benefits to the company.

A-47. Research, Development and Demonstration expenses are primarily with the Electric Power Research Institute (EPRI). The EPRI expenses are for collaborative research studies, technology development and demonstration projects. Other expenses associated with specific projects include the University of Kentucky Center for Applied Energy Research (UK CAER) and two projects at the University of Texas at Austin. One of the projects with the University of Texas at Austin was funded through EPRI. The following KU amounts for all R&D projects are provided for 2009, 2010, 2011, and the test year.

Year 2009	\$1,341,554
Year 2010	\$1,874,262
Year 2011	\$2,351,233
Test Year	\$2,167,191

- a. Payments to EPRI vary depending on the project sets in which each company wishes to participate. Other payments for research are specific to the work being conducted. For the calendar year 2011 (the most recent data available from EPRI), KUs payments represented 0.54% of EPRI's revenues. For the UK CAER, KU's payments represented 0.68% of UK CAER's revenues for the fiscal year ended June 30, 2011. For the University of Texas at Austin, KU's payments represented 0.54% of the revenue for the two projects.
- b. Research projects are related to the operational needs of the different lines of business, such as generation, environmental and transmission. The details of each project set are listed on pages 3-30 of this response.
- c. EPRI's portfolio of research and development projects is extensive and covers the complete spectrum of activities of interest to most energy suppliers. The purpose of their research program is to find answers and solutions to short and long term problems or questions. A description of the projects KU has elected to fund for the test year are provided on pages 3-30 of this response, both for EPRI and the other organizations.
- d. EPRI's total expenditures in calendar year 2011 (the most current information available) were approximately \$358 million for research and development activities. The University of Kentucky, Center for Applied Energy Research total expenditures for the fiscal year ended June 30, 2011 were approximately \$16.7 million for research and development activities. The University of Texas at Austin's expenditures was effectively the funding from consortium members (\$2M).
- e. The expected benefits are included in the program descriptions on pages 3-30 of this response.

EPRI Generation Programs

Program 63 – Boiler Life and Availability Improvement	2012 LG&E and KU Funding: \$ 128,774
	2012 Project Budget: \$ 4,521,388

Program Description:

The majority of fossil plants worldwide are more than 30 years old and are experiencing increased demand for operational flexibility while addressing age-related issues for major components. High-energy steam and water piping systems also are among the most important safety issues at fossil plants and must be managed reliably through the aging process. Safety and availability loss due to pressure part failures are two key issues driving R&D on major fossil power plant components, especially in older plants. Boiler tube failures (BTFs) continue to be the leading cause of lost availability (with equipment availability losses due to BTFs averaging approximately 3%) in fossil-fired steam plants worldwide.

The Electric Power Research Institute's (EPRI's) Boiler Life and Availability Improvement Program (Program 63) uses international collaboration to develop technology and guidance on safe management of boiler component life to ensure high reliability and reduce O&M costs. Efforts focus on advanced inspection techniques for early and accurate identification of component damage; analytical tools to predict remaining life and risk of in-service failure; and decision-support tools to help balance risk and benefit under a variety of operating scenarios.

Research Value:

Power generators need to balance the risks and costs of the largest, most costly equipment in the power plant, and focus on using proven technologies to create solutions. By using the results of the R&D in this program, plant owners and operators can:

- Reduce the costs of lost availability due to boiler tube failures from greater than \$10,000/MW/yr to less than \$1,000/MW/yr when program results are applied comprehensively;
- Increase the safety of high-energy and high-temperature piping systems; and
- Increase safety through control of flow-accelerated corrosion (FAC) in fossil plants.

Program 64 – Boiler and Turbine Steam and Cycle Chemistry	2012 LG&E and KU Funding: \$ 72,108
	2012 Project Budget: \$ 2,431,924

Program Description:

Safety and availability loss due to failures are two key issues driving R&D on major fossil power plant components, especially in older plants. Operators need to minimize major causes of lost availability and associated maintenance costs related to corrosion and inadequate cycle chemistry, and prevent boiler tube and turbine blade/disc failures and flow-accelerated corrosion (FAC).

The Electric Power Research Institute's (EPRI's) Boiler and Turbine Steam and Cycle Chemistry Program (Program 64) offers guidelines, technology, and training materials to help plant operators manage water-steam chemistry, reduce unplanned outages and operations and maintenance (O&M) costs, and improve unit economics.

Research Value:

The industry needs to balance the risks and costs of the largest, most costly equipment, and focus on using proven technologies to create solutions. By using the results of the R&D in this program, members can:

- Improve overall unit availability — losses due to improper chemistry have a 1% or more effect on unit availability
- Reduce steam turbine efficiency losses — chemical and metallic oxide deposits reduce turbine efficiencies by up to 2%
- Reduce chemistry-related boiler tube failures
- Reduce incidence of FAC damage and failures — FAC is both a personnel safety and component availability concern
- Reduce chemistry-related O&M costs
- Improve world-class or excellent cycle chemistry

Program 65 – Steam Turbines-Generators & Auxiliary Systems	2012 LG&E and KU Funding: \$ 103,019
	2012 Project Budget: \$ 5,103,233

Program Description:

Up to 70% of outages planned for steam power plants involve work on the turbines. Power producers continually seek ways to optimize operation and maintenance activities on aging turbine-generator fleets. These activities can reduce maintenance costs, improve component reliability, and increase generator output. However, maintaining a detailed awareness of effective maintenance techniques is challenged by evolving operating experience, advanced materials and upgrade options, reduced staffing levels, and the retirement of experienced personnel.

The Electric Power Research Institute’s (EPRI’s) Steam Turbines-Generators and Auxiliary Systems program (Program 65) develops technologies and guidelines that help fossil and nuclear plant operators optimize steam turbine and generator equipment life cycles to increase availability, shorten scheduled maintenance outages, and improve steam turbine performance. Research and technical support activities enable power plant operators to reduce operation and maintenance costs, maximize plant performance, and more effectively implement plant upgrades and asset management strategies.

Research Value:

Using an integrated approach that incorporates work from related EPRI programs, this program focuses on reducing operations and maintenance (O&M) costs, managing risk, maximizing plant performance, providing technical support for plant staff, and producing information to support upgrade studies and asset management strategies. Research results inform decisions regarding run/repair/replace and provide detailed guidance for planning and performing critical overhaul and maintenance activities.

By participating in this program, plant operators can obtain information that they can use to:

- Reduce maintenance costs
- Maintain high availability
- Lower operating and regulatory risks

- Implement cost-effective thermal performance improvements
- Extend component life
- Increase staff technical expertise and awareness of industry issues

Involvement in the program will help:

- Educate participants about worldwide turbine-generator (T-G) issues and solutions
- Provide opportunities to share information with industry experts, engineers, major T-G original equipment manufacturers (OEMs), and vendor/service providers worldwide

Program 66A – Engineering and Economic Evaluations and Market Assessments of Advanced Coal Generation Options	2012 LG&E and KU Funding: \$ 96,017
	2012 Project Budget: \$ 1,250,942

Program Description:

Around the world, electricity is produced largely from fossil fuels, and coal often is the predominant fuel choice. In North America, Australia, and parts of Europe, Asia, and Africa, coal-fired power plants supply more than half of the electricity consumed. However, as public concern over the environmental impacts of coal-based generation increases, new technologies and practices to improve plant efficiency and reduce emissions of air pollutants and greenhouse gases are of interest. If cost-effective, reliable, and highly efficient new coal plant designs with near-zero emissions and CO2 capture are available to the industry, coal could be kept in the generation mix to constrain expected increases in electricity and natural gas prices.

The Electric Power Research Institute’s (EPRI’s) CoalFleet for Tomorrow® program (Program 66) targets the technical, economic, and institutional challenges to making highly efficient, near-zero-emission coal plants with CO2 capture a prudent and practical investment option.

This project set helps power generators screen technology options and conduct feasibility studies that assess the economics, operating performance, life-cycle greenhouse gas emissions, and technological risks of both gasification- and combustion-based advanced coal generation technologies, and compares them to natural-gas-fired alternatives. In addition, the project set monitors the status of advanced coal power generation technologies and provides information on numbers and types of commercial-scale coal power plants being built in markets of interest to our members.

Research Value:

The program focuses on deploying a portfolio of advanced coal technologies, including integrated gasification combined-cycle (IGCC), ultra-supercritical pulverized coal (USC PC), and oxygen (rather than air) combustion for PC and circulating-fluidized-bed combustion (CFBC) units. The program's R&D:

- Ensures that cost-effective, reliable, and highly efficient new coal plant designs with near-zero emissions and CO2 capture are available to industry
- Provides timely and accurate engineering and economic information about advanced coal technologies to support generators’ decision-making processes
- Serves as a source of accurate, unbiased information on the cost and status of advanced coal power generation technology for policymakers and regulators

- Facilitates implementation of the EPRI-Coal Utilization Research Council (CURC) roadmap for the development of the next generation of coal power, including USC PC that will achieve 47% higher heating value (HHV) thermal efficiency (without CO2 capture), and IGCCs based on H-class combustion turbines and advanced membranes for O2 production and CO2 capture
- Identifies optimal design strategies for integrating CO2 capture and compression systems with coal power plants—either for greenfield projects or retrofits
- Shortens the development time for promising CO2 capture technologies (post-, pre-, and oxy-combustion) through the cosponsoring support of the U.S. Department of Energy (DOE's) National Carbon Capture Center—a "plug-and-play" pilot- and sub-pilot-plant-scale testing facility.

Program 66C – Combustion-Based Power Plant Development and Deployment Support (PC and CFBC)	2012 LG&E and KU Funding: \$ 96,017
	2012 Project Budget: \$ 1,250,942

Program Description:

This project set concentrates on a wide range of projects for combustion-based coal power generation, including fundamental work such as qualification of stronger, more corrosion-resistant materials to allow boilers and steam turbines to operate at higher temperatures and raise generating efficiency, innovative technologies for oxy-combustion power plants, and design strategies to facilitate greater load-following and cycling capabilities in new coal power plants. A central element of the project set includes identifying optimal designs for integrating CO2 capture and compression systems with the power plant either for green field or retrofit applications.

Research Value:

- Ensures that cost-effective, reliable, and highly efficient new coal plant designs with near-zero emissions and CO2 capture are available to industry
- Provides timely and accurate engineering and economic information about advanced coal technologies to support generators' decision-making processes
- Serves as a source of accurate, unbiased information on the cost and status of advanced coal power generation technology for policymakers and regulators
- Facilitates implementation of the EPRI-Coal Utilization Research Council (CURC) roadmap for the development of the next generation of coal power, including USC PC that will achieve 47% higher heating value (HHV) thermal efficiency (without CO2 capture), and IGCCs based on H-class combustion turbines and advanced membranes for O2 production and CO2 capture
- Identifies optimal design strategies for integrating CO2 capture and compression systems with coal power plants—either for greenfield projects or retrofits
- Shortens the development time for promising CO2 capture technologies (post-, pre-, and oxy-combustion) through the cosponsoring support of the U.S. Department of Energy (DOE's) National Carbon Capture Center—a "plug-and-play" pilot- and sub-pilot-plant-scale testing facility.

Program 71.001 – Combustion and Fuel Impacts on Boiler Tube Longevity	2012 LG&E and KU Funding: \$ 76,817
	2012 Project Budget: \$ 1,235,085

Program Description:

Boiler system owners and operators need cost-effective solutions to reduce the number of costly forced outages stemming from fireside corrosion, circumferential cracking, slagging and fouling, and other boiler tube impacts consequential to low-NO_x operation and fuel quality considerations. Low-NO_x operation often results in fireside corrosion and waterwall wastage-related boiler tube failures, and although weld overlays may alleviate this situation in many instances, associated problems with circumferential cracking may be exacerbated. Addressing the impacts of low-NO_x combustion and fuel quality on boiler tube longevity is critical to maintaining and improving unit reliability and performance.

Research Value:

EPRI's multifaceted approach to understanding and resolving the costly consequences of accelerated fireside corrosion, circumferential cracking, slagging, fouling, and other impacts of low-NO_x combustion and fuel quality on boiler tube longevity will include:

- Role of fuel properties such as chlorine, sulfur, ash compounds, and fuel blend ratios
- Effects of boiler design and various modes of low NO_x operation; and
- Operational- and materials-based solutions and issues

The advanced Corrosion Predictor Model, the Advanced Slagging Predictor, and other state-of-the-art modeling tools will be used to develop guidelines to assess circumferential cracking, waterwall wastage, slagging and fouling, and other operational and reliability issues based on coal quality, furnace design, and operability. Cost-effective solutions will be developed and demonstrated. The issue of circumferential cracking, exacerbated both by low-NO_x operation and utilization of weld overlays, will be addressed, and alternative material solutions such as thermal spray and ceramic coatings will be assessed.

Program 71.003 – Heat Rate and Cost Optimization	2012 LG&E and KU Funding: \$ 78,951
	2012 Project Budget: \$ 1,269,393

Program Description:

Improving heat rate can reduce the cost of operation through fuel savings and increased availability. In addition, improving heat rate is by far the most cost-effective method and the only “ready now” method of reducing CO₂ levels.

Research Value:

This project group will develop and demonstrate a variety of deliverables and services that promote optimal heat rate and minimal cost of operations. Specific efforts will include heat rate program guidelines; economic evaluation of fuel quality impacts on heat rate; the effects of increased cycling and load-following operation; best practices for plant performance monitoring and improvement; and technology transfer vehicles such as conferences, workshops, and webcasts. In addition, participation will include membership in the Heat Rate Interest Group, where best practices, information, and prioritizing of available resources are shared. Finally, this project will house the Production Cost Optimization Interest Group, dedicated to seeking significant heat rate improvements for

existing power generating facilities through cost-effective operational modifications, and significantly more improvements through more capital-intensive improvements.

- Reduce fuel costs
- Improve availability and emissions goals with existing hardware
- Realize future benefits, including reduced CO2 emissions at costs far lower than those of post-combustion options

Program 73 – Post-Combustion NO_x Control	2012 LG&E and KU Funding:	\$ 135,289
	2012 Project Budget:	\$ 2,982,923

Program Description:

Selective catalytic reduction (SCR) technology has become the technology of choice for meeting stringent nitrogen oxides (NO_x) emission limits for coal-fired electricity generating plants. More than 120 gigawatts (GW) of SCR capacity has been installed in the United States alone, and significantly more is planned for compliance with anticipated NO_x mandates in the coming years, such as the EPA's Clean Air Transport Rule (CATR).

The Electric Power Research Institute's (EPRI's) Post-Combustion NO_x Control program (Program 73) focuses on minimizing total costs and maximizing reliability and performance of SCR and other post-combustion NO_x control systems.

Research Value:

EPRI's Environmental Controls programs develop technologies that minimize the impacts of environmental controls on power plant operations and performance. EPRI helps members evaluate and implement technology options to achieve their environmental performance goals at least cost. Post-Combustion NO_x Control R&D provides:

- Development and implementation of best practices and operational improvements for SCR systems
- Lowered O&M expenditures, optimized operation, and reduced downtime for units equipped with SCRs
- Enhancements to existing SCR systems, which will allow members to profit from the NO_x credit market

Program 75.001 – Integrated Environmental Control Evaluations	2012 LG&E and KU Funding:	\$ 31,908
	2012 Project Budget:	\$ 427,432

Program Description:

Power generators need information on performance, applicability, and costs of controls for achieving the hazardous air pollutant (HAPS) emission limits in the U.S. Environmental Protection Agency's (EPA) March 16, 2011, proposed Maximum Achievable Control Technology (MACT) rule for Electric Generation Units (EGUs). Reasonable cost solutions remain a challenge in some cases, such as mercury capture in units that burn medium- or high-sulfur coal, as well as acid gases, selenium, and other condensables across a wider choice of fuels. This situation is especially true for power plants that cannot justify investment in selective catalytic reduction (SCR) for NO_x and flue gas desulfurization (FGD) SO₂ control, or, for those with wet FGDs, to avoid excessive costs and complexity in treating FGD waste water discharges.

In the face of continued pressure on electricity prices, power plants also need lower-cost and better-performing sorbents and technologies than those available today, especially for fuel/air pollution control configurations that otherwise would require the installation of multiple control devices. Other industry multipollutant control needs include systems to provide low- to medium-cost, moderate SO₂ removals for older, smaller, "shoulder" units, with HAPS reductions as a co-benefit. Power plants with wet FGDs have additional needs: materials of construction that resist corrosion, updated guidance on selecting limestone reagents, and options for reducing water consumption. The drive for lower-cost air pollution control solutions through integrated environmental controls (IECs) leads to an industry need for independent, current information on costs and performance of any new IECs.

The Electric Power Research Institute's (EPRI's) Integrated Environmental Controls (IEC) program (Program 75) develops technologies and provides independent engineering evaluations and performance and cost assessments for systems that control HAPS, SO₂, and other criteria pollutants, working in an integrated fashion with programs that address the impacts of these controls on particulate control, effluent discharge, compliance monitoring, and coal combustion product (such as fly ash and gypsum) use.

Research Value:

The R&D focus in 2012 and beyond will develop and demonstrate cost-effective, robust controls for all power plant configurations/fuels that meet the final MACT limits for mercury (Hg), non-Hg trace metals, and acid gases. The specific activities will be dictated by the final rule, to be signed by November 16, 2011. Attention will be paid to minimizing the overall costs, including those for the controls; their impacts on criteria air pollutants, liquid discharges, and coal combustion products; and system reliability. Program members can benefit through:

- Data to support compliance decisions, especially whether to adopt the controls that formed the bases for EPA's proposed regulations; e.g., the ability of dry sorbent injection to reduce acid gas to the levels required by the final rule;
- Test data on the impact of startup/shutdown, cycling, and malfunctions on HAPs control effectiveness, as input into compliance strategy analyses;
- Solutions for pollutants for which controls have not yet been developed, such as selenium and mercury at plants burning medium- or high-sulfur coals;
- Strategies to reduce SO₃ and, potentially, other condensables (e.g., ammonia, selenium) in the event condensable particulate matter limits, as proposed, remain in the final rule (in conjunction with EPRI Programs 71, 73, and 76);
- Lower-cost technology options (e.g., on-site activated carbon production; fixed structure adsorbents to avoid sorbents with their consequent impact on fly ash collection and usability, as well as FGD water discharge and gypsum usability);
- Flue gas desulfurization (FGD) operational practices, additives, or limestone properties that enhance capture of soluble HAPS; and
- Information about emerging IECs, which can save \$10,000 to \$20,000 compared to the cost to acquire the data in-house.

Program 76.003 – Robust, Least-cost Acid Emission Reductions	2012 LG&E and KU Funding:	\$ 67,463
	2012 Project Budget:	\$ 658,727

Program Description:

Coal- and oil-fired power plants face increasing challenges in meeting emission limits for particulate matter as a result of the March 16, 2011, proposal by the U. S. Environmental Protection Agency (EPA) of Maximum Achievable Control Technology (MACT) standards for hazardous air pollutant (HAPS) emissions from electric generating units (EGUs). These limits, when finalized, will challenge power plants' ability to meet the requirements for both filterable and condensable particulate matter (FPM and CPM); they are proposed to be very stringent, because they are intended to serve as surrogates for nonmercury hazardous trace metals — FPM for the solid species and CPM for any condensable hazardous trace metals, such as selenium. Further, the proposed rules encourage the use of activated carbon injection for mercury and dry alkaline injection (calcium- or sodium-based) for acid gases and SO₃ (to avoid a blue plume or sulfuric acid fallout), increasing loading into the particulate controls. For electrostatic precipitators (ESPs), the added solids loading, coupled with reduced SO₃ concentrations, make it difficult for them to capture particulates; in baghouses, these conditions may lead to corrosion, blinding, and premature bag failures. The increasing drive for fuel flexibility (including increased deployment of higher-sulfur coal following installations of FGD systems) and biomass co-firing further challenge particulate controls, especially for aging or marginal units.

The Electric Power Research Institute's (EPRI's) Particulate and Opacity Control program (Program 76) seeks or develops and evaluates emerging technologies that economically satisfy increasingly stringent particulate emission and opacity limits under a variety of operating conditions, including changes in ash properties and loadings, fuel sulfur content, and SO₃ sorbent use.

Research Value:

EPRI searches for, develops, and demonstrates particulate (FPM and CPM) control technologies that can achieve members' performance goals for complying with the final MACT standards. High priority is given to cost considerations; for existing plants with ESPs, to reduce their risks of early retirement; for new or existing plants with baghouses, to minimize operations and maintenance (O&M) costs. Members of this program can use the results of this R&D to achieve:

- Savings of as much as \$50–\$150/kW by avoiding ESP replacement with a baghouse or supplemented by a TOXECON™ or wet ESP retrofit to meet the eventual MACT standards;
- Savings in avoided replacement power costs due to opacity-driven derates;
- Extended bag life and lower pressure drop through better fabrics for baghouses;
- Continued ash sales and reduced reagent costs if operational modifications, together with optimized alkali injection systems, can reduce the quantity of alkali injected for SO₃ control;
- Improved effectiveness of activated carbon mercury control through alternatives to SO₃ flue gas conditioning for high particulate matter (PM) capture in ESPs; and
- Improved baghouse performance through better O&M practices.

Program 77 – Continuous Emissions Monitoring	2012 LG&E and KU Funding: \$	84,875
	2012 Project Budget: \$	1,378,465

Program Description:

In the United States, consent decrees, state laws, and the proposed federal Maximum Achievable Control Technologies (MACT) standards for coal-fired power plants drive the need for robust, accurate, and certifiable continuous emissions monitors (CEMs) for mercury, particulate matter (PM), acid gases, and potentially selenium. Experience with continuous mercury monitors (CMMs) remains limited, and their operation and maintenance (O&M) are labor-intensive. PM monitors are not yet used routinely, and their calibration currently is cumbersome, while hydrochloric acid (HCl) is not measured continuously. Under the United Nations' Environmental Program, a growing number of countries or regions such as Europe are considering similar regulations and face similar compliance monitoring needs. Of particular interest to a number of power companies are instruments that continuously measure solid (filterable) and aerosol (condensable) PM, acid gases (e.g., HCl, hydrofluoric acid [HF], and hydrogen cyanide [HCN]), and ammonia in post-flue gas desulfurization (FGD) stack conditions. Enabling technology needs for these species include:

- Operation and maintenance practices for mercury CEMs that enable operators to approach the O&M now achieved with criteria pollutant CEMS through harvesting the lessons learned by early CMMs users;
- Sampling techniques that lend themselves to the very low pollutant concentrations that may be required by MACT limits, especially for mercury;
- Acceptable ways to calibrate PM monitors at plants with wet stacks without having to disrupt the operation of the wet SO₂ control;
- Droplet monitors to measure condensables; and
- Direct measurement of mass emissions to overcome the uncertainty of indirect measurements as PM characteristics change.

Longer term, to remain competitive, the industry needs advanced, microchip- or laser-based CEMs, which hold the promise of 10–25% of the cost of current technology.

The Electric Power Research Institute's (EPRI's) Continuous Emissions Monitoring program (Program 77) develops, enhances, and evaluates CEM systems that measure solids and chemical species of regulatory and operational interest.

Research Value:

This R&D helps utilities objectively evaluate and implement monitoring options to achieve their measurement needs using robust, accurate, and easy-to-operate instruments. Benefits include:

- Save months of plant instrument technician and environmental engineer time needed to make newly procured CMMs work;
- Prepare for proposed regulations that, if promulgated as proposed, will require mercury measurements below today's proven quantitation levels, as well as PM measurements (filterable and condensable) as surrogates for nonmercury metal hazardous air pollutants (HAPs);
- Obtain credible, non-ash-property-dependent particulate mass emission measurements made in the stack to benefit from particulate capture by the SO₂ control;

- Ensure that ASME receives the data needed to adopt a digital opacity method for power plant stacks as an objective alternative to human observations;
- Optimize NOx and sulfur trioxide (SO3) control operations, or flue gas conditioning for electrostatic precipitator (ESP) performance, via in situ continuous measurement systems for ammonia (NH3), SO3, and sulfuric acid; and
- Potentially save hundreds of thousands of dollars per stack if advanced “sensors-on-a-chip” are developed and accepted for power plant applications.

Program 78 – Coal Combustion Product Use	2012 LG&E and KU Funding: \$	37,772
	2012 Project Budget: \$	367,141

Program Description:

Disposal of coal combustion products (CCPs) is an expense, a potential long-term liability, and, in many locations, difficult due to limited site availability or environmental opposition. Other challenges include increasingly stringent regulations on ash disposal, possible prohibition against the use of CCPs in "unencapsulated" civil engineering applications (e.g., road base); questions about the usability of ash from power plants adding certain gaseous pollutant controls (especially sorbent or chemical injection), cofiring biomass with coal, or deploying integrated gasification combined cycle (IGCC) power systems; and new public concerns over the health and environmental safety of products that contain ash. At the same time, the doubling of installed SO2 scrubber capacity is increasing the production of flue gas desulfurization (FGD) gypsum beyond the needs of the wallboard manufacturers, giving rise to searches for effective and environmentally acceptable new uses. In parallel, the growing installation of spray dryer SO2 controls and fluidized-bed boilers will produce volumes of solid products that will require large-scale, accepted uses.

The Electric Power Research Institute’s (EPRI’s) Coal Combustion Product Use program (Program 78) builds on years of investigation into sustaining the use and value of CCPs, despite property changes due to the application of gaseous air pollutant controls. It also seeks new uses for current CCPs and markets for the new CCPs from biomass cofiring, IGCCs, and plants equipped with spray dryers. In light of regulatory uncertainty and in response to increased scrutiny of CCP management, the focus in 2012 will be on the testing of products made with CCPs to ensure acceptable environmental performance in typical applications; life-cycle assessment to quantify benefits and costs of CCP use; and increased communication of CCP use information to funders, end-users, regulators, and the public. Additional projects may be proposed during the year if regulatory direction becomes clearer.

Research Value:

The CCP Use Program demonstrates that these products can be used beneficially and in greater quantities, even in the face of property changes due to upstream air pollution controls or different fuels or generation technologies. The program’s R&D enables members to:

- Avoid disposal costs for CCPs, which range from \$5 to \$60/ton and require extensive staff and management time to find and permit a landfill;
- Retain or earn new revenue by selling products to ready-mix concrete plants, wallboard manufacturers, agricultural soil amendment distributors, roadway builders, and others, typically for \$10–\$20/ton, although prices can be as high as \$60/ton. This includes:

- Products sold today, such as flyash and FGD gypsum
- Products not currently sold in quantity, such as spray dryer or fluidized-bed combustion (FBC) solid products, and ash containing activated carbon, elevated sodium levels, or biomass products of combustion;
- Anticipate and resolve issues that may be barriers to the use of CCPs from biomass cofiring and IGCCs; and
- Communicate the engineering and environmental aspects of CCP uses, both existing and new.

Program 80 – New Combustion Turbine/Combined-Cycle Plant Design and Technology Selection	2012 LG&E and KU Funding:	\$ 148,531
	2012 Project Budget:	\$ 1,096,519

Program Description:

Gas turbines and combined-cycle plants increasingly are being selected for new generation additions and replacements for retired plants. Electrical capacity and generation from natural gas fuel are forecasted to increase in the coming years due to favorable gas supply availability. Recently, gas supply reserves have been revised upward, based on significant additions from shale formations and new liquefied natural gas (LNG) sources. Competitive fuel prices have resulted in increased dispatch of combined-cycle plants. Favorable gas pricing also has renewed interest in distributed generation and cogeneration opportunities with gas turbines. Combustion turbine-based plants often are selected due to their lower capital costs compared to coal and nuclear energy, and their capacity typically is used to complement intermittent wind and solar generation. Gas turbine and combined-cycle technologies continue to evolve, providing significant efficiency gains and relative improvements in installed cost. These factors, combined with a general trend towards less-carbon-intensive generation, portend an expanding role for gas turbines and combined-cycle plants in the coming decades.

Informed decisions about gas turbine technologies and plant designs are especially important because design choices can have a profound impact on operability and performance. Technology selection affects efficiency, emissions, availability, maintainability, and durability. Air and water environmental control technologies are needed to meet regulatory requirements. The ability to fire fuels of variable composition while meeting emission constraints is important in locations that may receive natural gas or LNG from multiple sources. Flexible operational capabilities are needed for optimal plant dispatch, and planners need to understand coming trends and potential improvements for future growth. Plant engineering designers are confronted by a growing number of combustion turbine/combined-cycle (CTCC) plant offerings with unique heat recovery steam generator (HRSG) and steam turbine configurations, aimed at particular market missions (peaking, intermediate/cycling, and baseload). Information about and analyses of factors affecting these performance parameters are key to achieving a design optimized on specific generation needs.

The Electric Power Research Institute’s (EPRI’s) New Combustion Turbine/Combined-Cycle (CTCC) Plant Design and Technology Selection program (Program 80) provides the information and analysis needed to select combustion turbine technologies and specify combined-cycle plant designs for today’s new generation requirements while planning for future technological advances.

Research Value:

The research in this program helps engineers and project developers select and specify appropriate equipment for new plants that have the flexibility to start quickly, operate efficiently at varying loads, and fire fuels of varying

composition while meeting regulatory emission limits. Improved gas turbine plant operation is achieved through an overall life-cycle approach, which includes a balanced understanding of capital and O&M costs, performance improvements, and technical risks associated with new high-efficiency turbine designs and the market contexts in which they operate. The program focuses on identifying risk issues and addressing the most significant plant design improvements that differ from the previous combined-cycle build-out. Benefits include:

- Optimal plant technology selections for generation market niche: distributed generation, peaking, cycling, intermediate, or baseload;
- Managing technology risk helps control operation and maintenance expenditures; and
- Objective, expert assessment of technology trends and worldwide experience can improve procurement decisions.

Program 84A – Renewable Energy Economics and Technology	2012 LG&E and KU Funding:	\$ 62,248
	2012 Project Budget:	\$ 949,836

Program Description:

This project set provides basic information on the cost, performance, and status of all renewable technologies. Electricity sector analyses help better define the role of renewable generation and enable members to better understand policy implications on future generation options. This project set will deliver the Renewable Energy Technology Guide, detailed engineering and economic analyses of selected renewable technologies, perspectives on current topics, industry tours, presentations from industry experts, and forums for participants to exchange information. Periodic newsletters on the status of P84 activities and topical white papers also will be developed.

Program 84B – Biomass	2012 LG&E and KU Funding:	\$ 59,933
	2012 Project Budget:	\$ 914,506

Program Description:

The Biomass Project Set conducts research and development in:

- Security of fuel supply and sustainable fuel delivery for electric power stations, including life-cycle analyses of biomass-based power and the carbon life-cycle of biomass
- Technologies for biomass power generation (including research on co-firing systems, direct-firing systems, gasification systems), the potential impact on combustion, emissions and environmental controls, and technologies for upgrading the properties of biomass fuels.

Project Set participants help identify the scope and priorities of collaborative research activities to be conducted. Technology transfer of information between members is an important element of active participation. Through this project set, EPRI provides a forum for information exchange among members on key biomass-related issues. In addition to receiving results of research, participants are kept informed of current regulatory issues surrounding biomass power generation through topical briefs as warranted.

Research Value:

Renewable energy resources and their application in generating electricity most often are considered collectively when addressing key drivers in renewable energy deployment, including renewable portfolio standards, energy security, greenhouse gas emission reductions, and other issues. However, wind, solar photovoltaic, solar thermal,

biomass, and geothermal energy options largely are unrelated technologically; each has its own developmental status, readiness timeline, and economic and technology challenges. EPRI's Renewable Generation program conducts targeted research to improve the performance, availability, and cost-effectiveness of existing renewables technologies and to develop new renewable technologies and applications. EPRI's Renewable Generation program also provides objective cost and performance information for renewable technologies, helping participants to:

- Capitalize on market opportunities for renewable compliance and power purchases, resulting in improved decision-making;
- Identify the appropriate role of diverse renewable resources in expanding new and sustainable generation capacity; and
- Apply results from modeling, simulation, and future energy scenario analyses that will help guide investments in renewable energy.

Through collaboration with key industry stakeholders, EPRI members guide development and demonstration of technologies that will optimize operating efficiency, reduce overall costs, and facilitate deployment of large-scale renewable generation.

Program 87.002 – Fossil Repair Applications	2012 LG&E and KU Funding: \$ 64,166
	2012 Project Budget: \$ 1,009,630

Program Description:

Today's fossil power plants increasingly are adopting market-driven operating strategies such as cycling, pushing for maximum output during peak price periods, and frequent fuel switching to take advantage of spot market opportunities. These practices can accelerate material damage in major power block components. New materials are being introduced for replacement of components in aging plants and in the building of higher efficiency power plants. Improved knowledge of materials behavior in such environments allows for accurate prediction of remaining life, proper selection of repair strategies, and optimized material selection, fabrication, and repair.

To address these needs, the Electric Power Research Institute's (EPRI's) Fossil Materials and Repair program (Program 87) provides the integrated materials selection guidance, corrosion mitigation methods, and repair and welding technologies needed to improve equipment performance, reliability, and profitability.

Research Value:

Safety and availability loss due to failures are two key issues driving R&D on major fossil power plant components, especially in older plants. Improved efficiency and reliability are two reasons for the selection of new materials for retrofit and new-build projects. EPRI's Materials and Chemistry programs provide data on critical material degradation mechanisms, conduct materials and chemistry-related R&D for advanced generation technologies, and quantify the benefits of chemistry improvements. The programs help utilities balance the risks and costs of the largest, most costly equipment, and focus on using new technologies to create solutions. Members of the Fossil Materials and Repair program can use the R&D to:

- Increase availability through better understanding of plant materials;
- Eliminate repeat failures, minimize equipment damage, and reduce outage frequency and duration by using improved knowledge of damage mechanisms and life assessment methods;

- Reduce failures from high- and low-temperature corrosion;
- Obtain in-depth knowledge of advanced ferritic and austenitic alloys and processes used to fabricate and join these alloys;
- Use new and advanced repair technologies; and
- Maximize component life through improved materials selection guidance and procurement specifications.

Program 104 – Generation Maintenance Applications Center (GenMAC)	2012 LG&E and KU Funding: \$	27,843
	2012 Project Budget:	\$ 1,045,675

Program Description:

Power generators globally face chronic equipment problems in the more than 1,500 non-nuclear/non-hydroelectric generating units that are up to 30 years old or older, and new maintenance challenges are created by the addition of equipment to upgrade the performance and improve the emissions of these existing plants. In addition, new generation in the form of combined-cycle combustion turbines, biofuel boilers, and wind farms is adding to the need to develop guidance for new types of balance-of-plant (BOP) components.

Generators need to reduce maintenance-related O&M costs for aging equipment while improving equipment reliability, but are challenged by diminishing collective experience and knowledge and an urgent need to develop new maintenance and engineering staff as the current workforce retires. The training and knowledge that are needed to educate and inform new staff are not always readily available from vendors or equipment suppliers.

The Electric Power Research Institute’s (EPRI’s) Generation Maintenance Applications Center (GenMAC, formally FMAC) program (Program 104) provides practical information for improving plant maintenance-related operations and maintenance (O&M) processes, reliability, and cost through collaboration with participating organizations.

Research Value:

EPRI's Generation Operations and Maintenance programs develop advanced processes and related technologies that support improved plant reliability and reduced maintenance costs. The programs address the key tactical challenges facing plant owners relating to predictive maintenance, work management, conduct of operations, instrumentation, workforce, condition monitoring, and risk. These programs are highly collaborative in nature, providing forums for EPRI members to jointly resolve issues, improve processes, and identify research gaps. Members of the GenMAC program can use the R&D to:

- Improve reliability through guidelines that present the most current technology-based preventive and condition-based maintenance solutions
- Find faster solutions to day-to-day maintenance issues, following proven techniques and access to hotline support
- Develop strategies to resolve urgent problems, using guidelines developed according to member priorities
- Improve staff knowledge and competence through training that addresses industry-wide needs
- Develop better maintenance practices and reduce human error through the use of clear, easy-to-read guidelines, complete with precautions and tips for error avoidance
- Make improved maintenance guidance available for the next generation of electrical production equipment, added environmental systems, and balance-of-plant (BOP) components in newly designed power generating units.

Program 165 – CO ₂ Capture and Storage	2012 LG&E and KU Funding: \$	151,245
	2012 Project Budget: \$	2,489,593

Program Description:

Policy watchers and power system planners continue to expect that post-combustion capture will be needed in the 2020 decade for both existing and new coal-fired plants, and somewhat later for gas-fired systems, in order to meet carbon dioxide (CO₂) reduction targets being discussed in the United States, by many other governments, and within the United Nations. An associated need for all fossil-fueled electricity generation sources is permanent and environmentally safe storage of the captured CO₂. For pulverized coal (PC) plants to provide competitively priced electricity while addressing these CO₂ reduction concerns, they need capture processes with much lower parasitic plant loads and costs than systems available today. All power generation sources of CO₂ also will need the ability to store large quantities of CO₂ safely and permanently in underground formations. While establishing the necessary legal and regulatory framework is not within the purview of EPRI, providing sound technical evidence that storage can be done in a safe and permanent fashion can support the development by others of workable regulations and enabling laws.

EPRI's CO₂ Capture and Storage program (Program 165) provides information about the expected cost, availability, performance, and technical challenges of a range of flue gas CO₂ capture processes. The program seeks and encourages the development of breakthrough post-combustion CO₂ capture technologies with substantially lower energy and cost penalties. In addition, the program determines purity requirements for the CO₂ stream discharged by the capture process to ensure compatibility with the compression, transport, and injection processes, and conducts the R&D needed to demonstrate the permanence, safety, and environmental acceptability of long-term CO₂ storage from any power plant source.

Research Value:

Substantial barriers must be overcome, and technical and societal uncertainties must be resolved before carbon capture and storage (CCS) can be widely deployed, but time is growing short if a 2020-2025 date for federal CO₂ limits materializes. Proposed PC plants already have been denied permits in the absence of firm plans to capture and store their CO₂ emissions. This program meets the industry's most urgent near-term needs—information for:

- Credible asset planning through early understanding of the options, development timelines, costs, technical uncertainties, and regulatory, environmental, and related issues
- Increased confidence that acceptable capture technologies and storage options will be available when needed
- Use in public dialogue on the practical extent and timing of CO₂ reduction from U.S. power plants, using neutral third-party data and assessments from EPRI.

Longer-term, the technology development aspects of this program will enable the power sector to continue to provide affordable electricity to industry, businesses, and residences using fossil-fuel-fired generating assets in a low-carbon world.

EPRI Environment Programs

Program 42 – Air Toxics Health and Risk Assessment	2012 LG&E and KU Funding: \$ 151,388
	2012 Project Budget: \$ 2,717,397

Program Description:

The Clean Air Act requires the U.S. Environmental Protection Agency (EPA) to determine whether and to what degree to regulate hazardous air pollutants (HAPs, or air toxics) emitted by power plants. Following numerous studies, regulatory proposals, and court challenges, EPA issued a draft maximum achievable control technology (MACT) standard in early 2011, scheduled for final form by the end of 2011. The ruling by EPA, based solely on achievable control standards, nonetheless sets the stage for future, risk-based regulation of utility HAPs after its MACT standards have been achieved. These “residual risk” requirements are presaged by EPA statements that the MACT rule itself is necessary but not sufficient to reduce HAPs risks to acceptable levels. This evolution of HAPs regulations, along with more-stringent EPA health standards, sets the background for applying emerging research results as well as innovative analysis methods to these issues. The goal is to ensure that the latest and best science is considered in all future decision making, domestically and internationally. The issuance and implementation of a utility MACT rule is the start of a host of new health risk issues. In particular, the concerns over urban air toxics, residual risk, international toxics agreements, and new health research will require scientific diligence to continue.

The Electric Power Research Institute's (EPRI's) Air and Multimedia Toxics Health and Risk Assessment program provides a comprehensive, stakeholder-oriented approach to technical and policy-related issues. The program is regarded by industry and public agencies as a critical and highly regarded source of scientific information on air and multimedia toxics. The research examines all aspects of trace substances, including HAPs, across multiple environmental media (air, land, and water). The program conducts basic health science research to address cutting-edge questions on health effects and public health risk assessment of numerous potentially toxic substances, including mercury, arsenic, lead, acid gases, selenium, nickel, chromium, cadmium, and dioxins and other organics.

Research Value:

The program's basic studies of air toxics health effects via all environmental and exposure routes inform other research programs within and beyond EPRI. In addition, the program carries out integrative studies of toxics from all global sources via air and other pathways through environmental cycling to human exposure and human health risk assessment. An important and growing effort is examining the health impacts of complex exposures to ranges of chemical mixtures, such as both mercury and lead, with common health effect endpoints. The program objectives allow it to provide forward-looking insight into developing federal, state, and international regulatory considerations. Such anticipatory wide-ranging exploratory research allows:

- Representation of a broader stakeholder research perspective as issues emerge;
- Independent scientific analyses that inform regulators and the public and broaden the perspective on the technical consequences of future actions, including regulation; and
- Provision of a framework for balanced, informed planning and decision making based on more-complete data and analyses.

Program 49 – Coal Combustion Products – Environmental Issues	2012 LG&E and KU Funding: \$	129,269
	2012 Project Budget: \$	1,902,101

Program Description:

Significant uncertainty exists regarding management of coal combustion products (CCPs), due largely to the U.S. Environmental Protection Agency’s (EPA's) newly proposed options governing CCP disposal. The new proposal includes options ranging from hazardous waste designation and complete phaseout of wet management, to nonhazardous waste regulations similar to those for municipal solid waste. The outcome will significantly affect disposal options and costs, as well as CCP use in products and land applications. This regulatory process, and subsequent implementation and compliance activities, will likely be a key driver for CCP research for the next 5 to 10 years. In addition, increased air emissions controls and new fuel blends change CCP characteristics, which can affect both disposal and use, and increase CCP volumes, while environmental standards for trace constituents such as arsenic and chromium continue to trend downward. This changing landscape highlights the need for new and updated information on CCP composition and leaching characteristics, environmentally protective management methods, groundwater protection and remediation requirements, and risk assessment data for CCP storage, disposal, and use. As older power plants reach the end of their useful lives and their sites are considered for repowering or other uses, systematic assessment of their decommissioning will be required.

The CCP Environmental Issues program provides scientific data, engineering knowledge, restoration methods, and other tools for cost-effective soil and groundwater protection associated with fossil fuel–fired power plants and CCP storage, disposal, and use. Research currently focuses on the effects on CCP management options of new control technologies for mercury and other hazardous air pollutants (HAPs), sulfur oxides, and nitrogen oxides; disposal regulations being developed by EPA; ash pond management and closure; new leach test methodologies; groundwater remediation; environmental performance of CCP land applications; and health and ecologic risk assessment.

Research Value:

Program research provides fundamental data on environmental management of CCPs. Collaborative efforts with other organizations, including EPA and the U.S. Department of Agriculture (USDA), specifically address pressing needs with respect to CCP disposal and new large-volume uses for increased quantities of flue gas desulfurization (FGD) gypsum. The program provides pivotal studies on leachability, groundwater transport, and mitigation of CCP constituent releases, as well as cost-effective and environmentally protective landfill/pond designs and closures. In addition, the program provides clear communications on the environmental risks associated with CCP management and a strong scientific voice on technical issues. Annual disposal costs for the industry are likely to increase significantly under the new EPA regulations; EPRI research indicates that hazardous waste regulation could increase disposal costs industrywide by \$55 billion to \$77 billion over a 20-year period.

EPRI research was instrumental in EPA's finding of CCPs as nonhazardous in 1993 and again in 2000 under the Resource Conservation and Recovery Act (RCRA). When the Kingston dike failure in 2008 led EPA to reconsider national regulations for CCPs under RCRA, research in this program focused on technical issues and data gaps related to the regulatory drivers. Working closely with utility members, EPRI identified key technical issues with respect to costs, engineering, and environmental risk, and developed an extensive package of reports and

information that was conveyed to EPA during the interagency review of the draft proposal and in comments on the rule proposed in June 2010.

Program 51 – T&D and ROW Environmental Issues	2012 LG&E and KU Funding:	\$ 79,128
	2012 Project Budget:	\$ 1,780,644

Program Description:

As the nation’s power grid is upgraded and expanded, safe and reliable operation takes on heightened importance. As the electric transmission and distribution (T&D) infrastructure expands and ages and new rights-of-way (ROW) standards are developed, power companies need to manage human health risks and minimize environmental impacts from and species interaction with power delivery systems. System components, such as service centers, substations, and cables, face issues related to spills, runoff, and cleanups, and life-cycle decision making is a critical route to improved environmental performance. Environmentally acceptable options are needed for selecting and managing utility poles and dielectric fluids, designing facilities, and remediating contamination. Efficient, cost-effective ROW vegetation management and transmission line siting are increasingly important as the Federal Energy Regulatory Commission (FERC) and the North American Electric Reliability Corporation (NERC) develop new reliability standards. In addition, power companies need to reduce avian interactions with generation and T&D facilities and protect sensitive species and habitats during ROW construction and maintenance while recognizing opportunities to optimize ecological assets on new and existing ROWs.

The Electric Power Research Institute's (EPRI's) T&D and ROW Environmental Issues program delivers information, tools, and methods for preventing, characterizing, and remediating soil and water contamination at T&D facilities, as well as for designing and retrofitting T&D facilities. Data and products from the program support development of scientifically sound regulations and cleanup standards for chemicals associated with T&D and ROW facilities and operations, as well as providing engineering, science, and business tools to aid in their management. The program also provides balanced, cost-effective solutions for addressing economic and environmental challenges with siting, developing, managing, and upgrading T&D ROWs. Innovative tools, practical guidance, and state-of-the-art information help companies control ROW costs and improve service reliability while protecting natural resources and addressing public, regulatory, and other stakeholder concerns.

Research Value:

Program research has documented savings of \$10 million per year industrywide for used oil management, \$1.5 billion per year for management of creosote and pentachlorophenol utility poles as nonhazardous waste, and \$500,000 at a single site by demonstration of the true risk of a mineral oil spill. The program also helped save one company \$1 million in spill prevention, control, and countermeasure (SPCC) regulatory compliance costs. Program research also expedites transmission line siting and ensures system reliability by addressing ecological issues associated with NERC vegetation management standards, reducing ROW maintenance costs, and enhancing ecological value through Integrated Vegetation Management (IVM). The program also improves a utility’s ability to prevent and assess bird strike impacts, enhances ecosystems along T&D ROWs, and provides materials to help companies communicate with regulators and address public concerns. This program provides:

- Scientific information and data to help power companies make optimal decisions on T&D ROW equipment choices and remedial approaches;

- Characterization information on substances related to environmental and human health risk, and strategies to reduce financial risk and operations and management costs;
- Constructive engagement on federal oversight of transmission vegetation management, and information for regulatory development; and
- Opportunities for proactive environmental management to decrease potential for outages and fines, and shorter time frames for siting new transmission lines.

Program 54 – Fish Protection at Steam Electric Power Plants	2012 LG&E and KU Funding:	\$ 93,004
	2012 Project Budget:	\$ 3,829,515

Program Description:

A primary challenge for power plant owners is to ensure adequate water supplies for operations while protecting aquatic life living in the lakes, streams, rivers, estuaries, and oceans those operations impact. In the United States, the Clean Water Act §316(b) requires plant owners to install fish protection technologies on cooling water intake structures, while §316(a) requires management of thermal discharges. The information and learnings of this program may have direct benefits to international programs and as such, can be implemented through additional efforts.

The Electric Power Research Institute's (EPRI's) fish protection program assesses the effects of thermal power plant cooling system operation on fish and other aquatic life. Results support the development of effective intake and discharge protection approaches for workable operating permits at individual facilities. By improving the technical basis for regulatory, permitting, and operating decisions, this program serves the public interest in effective resource management while meeting industry-wide imperatives to control costs, ensure or even exceed environmental compliance, and manage business risks.

Research Value:

Technical information and research results inform the U.S. Environmental Protection Agency's (EPA's) §316(a) and (b) policy and regulatory analyses and can inform similar regulations in other countries. Program results defray or avoid research costs that could range from hundreds of thousands to millions of dollars if funded independently. Program information may reduce compliance costs, enhance permitting processes, and identify cost-effective management strategies. The program also provides access to new and enhanced fish protection technologies, information on fish protection-related issues, and information on costs, economic, environmental, and electric system impacts of a potential national requirement for a retrofit of closed-cycle cooling systems. The key motivations for this research are:

- Evaluating challenging impingement mortality reduction standards for those plants withdrawing more than 125 million gallons of water per day (MGD) to meet entrainment protection standards developed on a site-specific basis;
- Evaluating the latest information on technologies for reducing impingement and conducting benefit analyses to support development of site-specific entrainment standards;
- Examining closed-cycle cooling retrofit options, which, for once-through-cooled facilities, could cost between \$50 million and \$1 billion, have a suite of their own negative environmental impacts, and have short-term impacts on grid reliability;

- Avoiding duplicative costs of doing multiple pilot demonstrations of technologies; and
- Assessing the economic benefits associated with reducing impingement and entrainment; EPRI research is critical to support this assessment process.

Program 56 – Effluent Guidelines and Water Quality Management	2012 LG&E and KU Funding: \$ 87,220
	2012 Project Budget: \$ 1,772,357

Program Description:

The U.S. Environmental Protection Agency (EPA) is currently revising effluent guidelines for the steam electric power generating industry. EPA also issued an Information Collection Request (ICR) to obtain additional data concerning power plant water management as well as general facility information to support its rulemaking. As EPA moves forward with this process, the available data will be used to broadly characterize the applicability and costs for characterization of trace elements in power plant wastewater streams and to evaluate the overall performance and costs for wastewater treatment options for trace metals and nutrients. Science-based analyses and extrapolation of the data will be necessary to help inform the various stakeholders, including EPA, industry and the public. In parallel, some states and regions (such as the Great Lakes) are considering low parts-per-trillion limits for mercury, while some power plants are unable to achieve selenium permit limits based on traditional removal processes.

The Electric Power Research Institute's (EPRI's) Effluent Guidelines and Water Quality Management program delivers credible data to characterize power plant wastewaters and conducts scientifically sound data interpretation to inform potential revisions to the effluent guidelines for the steam electric industry. The program also develops sound guidelines for effective management of low-volume, non-ash wastewater streams as well as ash pond chemistry and discharges, provides cost-effective and reliable options for wastewater treatment to remove chemicals such as trace metals, and develops practical tools for biofouling control using nontoxic alternatives to oxidizing biocides such as chlorine.

Research Value:

Program research helps facility owners develop effective effluent guideline compliance strategies. As water discharge permit limits for trace metals and nutrients tighten, power companies require accurate analytical methods, reliable data, and independent, unbiased treatment performance and cost data. In addition, new flue gas desulfurization (FGD) systems may require wastewater treatment for mercury and selenium. Key motivations for this research include the following:

- The best scientific data available are needed for developing effluent guideline standards.
- Inaccurate analytical methods may lead to false permit violations, increased capital and operating/maintenance costs for wastewater treatment, and higher likelihood of permit violations.
- Additional water treatment may be required for plants to achieve ash ponds permit limits.
- Limited options exist for nonoxidizing alternatives to chlorine.

Program 59 – PISCES – Plant Multimedia Toxics Characterization	2012 LG&E and KU Funding: \$	173,578
	2012 Project Budget:	\$ 2,706,992

Program Description:

The U.S. Environmental Protection Agency (EPA) is currently revising effluent guidelines for the steam electric power generating industry. EPA also issued an Information Collection Request (ICR) to obtain additional data concerning power plant water management as well as general facility information to support its rulemaking. As EPA moves forward with this process, the available data will be used to broadly characterize the applicability and costs for characterization of trace elements in power plant wastewater streams and to evaluate the overall performance and costs for wastewater treatment options for trace metals and nutrients. Science-based analyses and extrapolation of the data will be necessary to help inform the various stakeholders, including EPA, industry and the public. In parallel, some states and regions (such as the Great Lakes) are considering low parts-per-trillion limits for mercury, while some power plants are unable to achieve selenium permit limits based on traditional removal processes.

The Electric Power Research Institute's (EPRI's) Effluent Guidelines and Water Quality Management program delivers credible data to characterize power plant wastewaters and conducts scientifically sound data interpretation to inform potential revisions to the effluent guidelines for the steam electric industry. The program also develops sound guidelines for effective management of low-volume, non-ash wastewater streams as well as ash pond chemistry and discharges, provides cost-effective and reliable options for wastewater treatment to remove chemicals such as trace metals, and develops practical tools for biofouling control using nontoxic alternatives to oxidizing biocides such as chlorine.

Research Value:

Program research helps facility owners develop effective effluent guideline compliance strategies. As water discharge permit limits for trace metals and nutrients tighten, power companies require accurate analytical methods, reliable data, and independent, unbiased treatment performance and cost data. In addition, new flue gas desulfurization (FGD) systems may require wastewater treatment for mercury and selenium. Key motivations for this research include the following:

- The best scientific data available are needed for developing effluent guideline standards.
- Inaccurate analytical methods may lead to false permit violations, increased capital and operating/maintenance costs for wastewater treatment, and higher likelihood of permit violations.
- Additional water treatment may be required for plants to achieve ash ponds permit limits.
- Limited options exist for nonoxidizing alternatives to chlorine.

Program 91 – Air Quality Assessment of Ozone, PM, and Visibility	2012 LG&E and KU Funding: \$	166,635
	2012 Project Budget:	\$ 3,632,394

Program Description:

Implementation of regulatory programs under the Clean Air Act requires the development and application of rigorous air quality models, accurate ambient measurements, and the use of assessment tools based on credible science. Improved techniques are needed for estimating emissions from various sources and for determining the impact of interstate pollution. Previously these tools and techniques have been used to enable informed

rulemaking processes for attainment of National Ambient Air Quality Standards (NAAQS), to develop state implementation plans (SIPs), and to make determinations of Prevention of Significant Deterioration during permitting of power plants. However, over the past few years the use of these models has been extended to essentially every part of the air quality regulatory process. In addition to their use in the implementation of standards, air quality models will be applied in the following ways:

- Three-dimensional air quality models, as well as other environmental models, are being used to determine levels of the ambient concentrations of nitrogen oxides (NO_x) and sulfur oxides (SO_x) to meet a given aquatic acidification standard as part of the Secondary NAAQS for NO_x and SO_x. This application of these air quality models is unprecedented within the NAAQS process, and thus requires a greater degree of scrutiny on the adequacy of the models.
- With the promulgation of the Primary NAAQS for NO₂ and SO₂, the U.S. Environmental Protection Agency (EPA) has introduced a new “hybrid” methodology for determining attainment designations of these NAAQS. In addition to deploying monitors to assess whether specific areas exceed the level of the standards, EPA is also requiring major point sources to demonstrate attainment via the use of air dispersion models as part of the designation process. These models have been developed for permitting applications, and as such are quite conservative. The use of models to demonstrate future attainment of standards as part of the SIP process is routine. However, the application of models to define current attainment designations is unprecedented.
- Finally, EPA is continuing to use models to determine the levels of significant contributions to interstate transport of air pollution. As primary and secondary standards for ozone and particulate matter (PM) become more stringent and secondary standards for NO_x and SO_x are introduced, EPA is expected to continue to develop “Transport Rules” with increasingly smaller thresholds of significance for these pollutants. EPA is likely to continue to use three-dimensional air quality models to establish the upwind/downwind state relations for significant contributions.

Given the already significant use of models and their proposed expansion in the air quality regulatory and management process, it is becoming more important to improve the overall process and thus increase the confidence in their use. This can be accomplished through a three-pronged approach of improving models, emissions inventories, and measurements. It is clear that improving different air quality models (through better representation of chemistry and transport) is essential to informing decisions at different steps of the regulatory process. For the models to provide accurate results, the emissions used as the input to the models should be developed with the best-available science and methods. Finally, only accurate air quality measurements can provide the “ground truthing” to determine if the models are adequate for these proposed uses.

In summary, the electric power industry needs an enhanced understanding of how atmospheric chemical reactions—especially those involving power plant emissions—influence the formation, composition, and health effects of air pollutants. Developing and improving air quality models, improving emissions inventories, and ensuring accurate measurements of air quality, visibility, and deposition are the focus of the Electric Power Research Institute’s (EPRI’s) air quality assessment program.

Research Value:

Air quality rulemaking continues to be a key issue for power plant owners and operators. Through this program, EPRI advances the science supporting air quality models used for policy development, regulatory decision making, and implementation planning. Timely communication materials facilitate industry’s ability to respond to questions raised by policymakers, regulators, and other stakeholders. Program research also informs environmental compliance activities, asset management, and long-term strategic planning by power companies. With this research:

- Policymakers, regulators and the public will benefit from EPRI's scientific data, modeling tools, and analytical resources to fully evaluate air quality impacts from all emissions and sources, thereby enabling informed, science-based decision making;
- Analysis of additional regulatory options and evaluations of the effectiveness of proposed policies will be performed;
- Detailed scientific perspectives on environmental policy and regulatory deliberations of power plant emissions will be provided; and
- Collaborations on multimedia environmental issues (such as water quality and ecosystem impacts from atmospheric deposition) and assessment of new technologies (such as electric transportation and distributed energy resources) will increase.

EPRI Transmission Programs

Program 36 – Underground Transmission	2012 LG&E and KU Funding: \$ 234,820
	2012 Project Budget: \$ 2,755,321

Program Description:

Underground transmission (UT) faces a number of challenges. Utilities need better understanding of the condition of an aging UT infrastructure, which in many cases has exceeded its 40-year life expectancy, to strengthen existing cable systems and help asset managers make difficult upgrade and replacement decisions. Increased system robustness, higher capacity, and longer life will require development and use of newer polymer insulations at extra-high-voltage (EHV) levels with integrated sensors. An ability to exploit the dynamic overload capacity of buried power cables promises better asset utilization at marginal extra cost.

Transmission systems must deliver high power quality for the digital society, ideally immune from weather extremes and in many cases serving urban centers with limited space for infrastructure expansion. To meet these needs, the industry must accommodate increased use of buried power cables with greater power throughput, which places great importance on orderly replacement of mature cables with care that new advanced systems are at least as reliable. Transmission owners need guidance on the safe and more efficient use of new materials, equipment, and construction methods for UT systems to boost economic productivity and prosperity. Also needed are advanced design tools to increase the effectiveness of engineering resources, as well as to aid technology transfer to new knowledge workers. Efficient use of component materials with lower losses, less construction impact, easier replacement, and high recycle value would benefit the environment and increase sustainability for generations.

EPRI’s Underground Transmission program is made up of five research projects: Design, Construction and Operation of UT Systems, Extruded Dielectric Cable Systems, Laminar Dielectric Cable Systems, Cable Dynamic Rating and Increased Power Flow Guidebook and Develop and Deploy Superconducting Technologies. This research leads the industry in exploring and deploying promising new technologies and tools to help UT owners design and operate cost-effective cable systems with increased power capacity and longer lives, diagnose problems before outages occur, and repair them at minimum cost and within acceptable time periods.

Research Value:

With the knowledge acquired through this research program, members will have access to information and products that can help them:

- Increase engineering staff efficiency and expertise
- Improve efficiency and quality in UT system design
- Lower installation and operating costs
- Improve transmission system reliability and safety
- Gain more accurate and timely knowledge about asset condition and life expectancy
- Develop tools and methods to design and operate the system with increased power flow
- Acquire strategic intelligence on emerging technologies
- Participate in new technology designs, testing standards, and equipment demonstrations

Program 37.103 – Substation Protection and Control	2012 LG&E and KU Funding: \$	21,956
	2012 Project Budget:	\$ 503,591

Program Description:

This program helps substation owners enhance safety, reliability, equipment life, and performance, as well as maximize the return on asset investments despite limited resources. It offers a complete portfolio of tools and technologies such as decision support analytics and transformer monitoring. The program also includes resources such as failure databases and aging models to improve transformer and circuit breaker life management and training materials for systems operators. Program results help operations and maintenance (O&M) engineers extend equipment life, optimize maintenance costs, reduce outages, and reduce switching errors.

Research Value:

This research and development (R&D) program has been grouped into two broad classes: equipment reliability and industry issues. Collectively, the goal is to develop tools, techniques, and methodologies that help improve the maintenance, specification and procurement practices, inspection, assessment, and risk-based asset management at a utility. The information provided through the collection of projects in this program will provide members with information that can help with the following:

- Extend equipment life with maintenance guidelines
- Reduce maintenance costs via condition-based maintenance
- Reduce losses via improved sulfur hexafluoride (SF6) management

- Increase awareness of high-impact low-frequency (HILF) events and be better prepared for these events
- Implement predictive maintenance practices for reduced outages
- Reduce failures of critical assets
- Reduce switching errors, increase worker safety, and prevent outages

Program 183A – Cyber Security and Privacy Technology Transfer and Industry Collaboration	2012 LG&E and KU Funding:	\$ 21,681
	2012 Project Budget:	\$ 365,632
Program 183B – Cyber Security Technology for T&D Systems	2012 LG&E and KU Funding:	\$ 54,203
	2012 Project Budget:	\$ 914,081

Program Description:

Cyber/physical security and data privacy have become critical priorities for electric utilities. The evolving electric sector is increasingly dependent on information technology and telecommunications infrastructures to ensure the reliability and security of the electric grid. Cyber security measures must be designed and implemented to protect the electrical grid from attacks by terrorists and hackers, as well as to strengthen its resilience against natural disasters and inadvertent threats such as equipment failures and user errors.

The Electric Power Research Institute's (EPRI's) Cyber Security and Privacy Program addresses the emerging threats to an interconnected electric system through cross-sector collaborative research on cyber security standards, business processes, and technology to protect the electric grid. The initiative also will undertake collaborative research in the industry to develop technologies, best practices, and controls on data privacy for the electric grid.

Research Value:

The Cyber Security and Privacy program intends to provide security tools, requirements, and guidelines to its members. The rapid pace of change in the electric sector creates a challenging environment for members to monitor the activities of industry groups, develop an understanding of the security impact of new technologies, and maintain the right internal resources for assessing technologies.

Participation in EPRI's Cyber Security and Privacy Program could produce the following:

- Better understanding of industry and government collaborative efforts and where members should 'plug in'
- Guidance on developing cyber security strategies and selecting requirements
- Practical approaches to mitigating legacy system risk
- Security tools that members can use to perform security testing
- Early identification of security gaps through lab assessments of security technology

EPRI Supplemental Projects (During Test Year)

Date	Title	Sector	Cost
1/31/2012	Ohio River Ecological Research Program (ORERP)	Environment	\$ 36,500
1/1/2012	National Biomass Supply Study	Environment	\$ 10,695
1/1/2012	Non-destructive Methods for Detection of High Temperature Damage in Creep Strength Enhanced Ferritic Steels	Generation	\$ 10,000

1/1/2012	Clean Water Act Section 316(b) Fish Protection Compliance Strategies	Environment	\$ 6,125
12/31/2011	Weld Repair of Grade 91 Piping Components	Generation	\$ 9,000
12/31/2011	University Advanced Coal Generation Research Fund	Generation	\$ 17,500
12/16/2011	Displacement of Coal Generation by Natural Gas: Limits and Implications of Alternative Dispatch of Fossil Units	Environment	\$ 20,000
12/14/2011	Pilot Test of Advanced Amines and Concepts for CO2 Capture	Generation	\$ 39,000
12/12/2011	Life Management of Boiler and Piping Components Fabricated From Grade 92 Steels	Generation	\$ 45,000
12/8/2011	National Biomass Supply Study	Environment	\$ 21,805
12/7/2011	Guidelines for Managing Flexible Operations	Generation	\$ 40,000
11/10/2011	Clean Water Act Section 316(b) Fish Protection Compliance Strategies	Environment	\$ 42,875
11/7/2011	Pond Closure Research	Environment	\$ 50,000
7/28/2011	Test Burn Corrosion Assessment at LG&E and KU's Mill Creek Station	Generation	\$ 72,500
6/10/2011	Weld Repair of Grade 91 Piping Components	Generation	\$ 10,000
6/10/2011	Non-destructive Methods for Detection of High Temperature Damage in Creep Strength Enhanced Ferritic Steels	Generation	\$ 10,000
4/29/2011	Ohio River Ecological Research Program (ORERP)	Environment	\$ 39,000
4/27/2011	Test Burn Assessment at LG&E-KU's EW Brown	Generation	\$ 20,000

Other Funded Projects

Carbon Management Research Group (CMRG)	2012 LG&E and KU Funding:	\$ 200,000
University of Kentucky Center for Applied Energy Research (CAER)	2012 Project Budget:*	\$ 2,500,000

*Does not include money from Department of Energy

Program Description:

This multi-year project investigates carbon management through a consortium composed of E.ON U.S., Electric Power Research Institute (EPRI-Palo Alto, CA), East Kentucky Power, Kentucky Power (AEP), Duke Energy, the University of Kentucky and the Kentucky Cabinet for Energy & Environment. This research will investigate post-combustion CO₂ capture process for the existing coal-fired fleet and involves the development and heat optimization of an amine-based CO₂ Scrubber Process, including the evaluation and development of an integrated CO₂ Capture/Fertilizer Byproduct Process. In-situ Oxy-fuel Combustion CO₂ purification process for the future power plant will be investigated using Pressurized Chemical Looping Combustion Combined Cycle (PCLC-CC) approach. The end result of this work will provide Process Simulation and Optimization of CO₂ Capture Technologies for Existing Power Plants.

University of Kentucky's Center for Applied Energy Research was awarded \$14,500,000 from DOE using cost share funding from the companies for a slipstream pilot plant at the E. W. Brown Generating Station. This is about 10 times larger than the "bench-scale" project currently undertaken and moves the process closer to scale-up and proof of concept.

Project Benefit:

Insight into the application of CO2 Capture Process will provide planning and verification of potential technologies to remove carbon from flue gas streams. This information will provide a basis for decision making and economic feasibility evaluations. The energy requirements and affect to plant efficiency are evaluated.

Luminant Carbon Research Group	2012 LG&E and KU Funding: \$ 25,000
University of Texas at Austin	2012 Project Budget: \$ 2,000,000

Program Description and Benefit:

CO2 capture by absorption/stripping with aqueous monoethanolamine (MEA) is the benchmark technology for addressing CO2 emissions from existing coal-fired power plants. Conventional coal-fired power plants represent a large fraction of the existing capacity and capacity to be built before advanced power systems can be deployed. These conventional plants cannot be abandoned in any comprehensive strategy to reduce CO2 emissions for global climate change. With the availability of cheap natural gas, new combined cycle, gas-fired power plants will also be an important source of CO2 emissions that must be addressed. The MEA process is a derivative of extensively used technology for treating natural gas and hydrogen. It is used commercially in combustion plants with gas rates equivalent to 20 MW.

The economics of the first generation MEA technology are not attractive. The energy requirement can reduce the power output of a coal-fired plant by as much as 30%. However, the alternatives for existing coal-fired power plants can be equally unattractive. Like limestone slurry scrubbing for flue gas desulfurization, aqueous absorption/stripping for CO2 capture is the first technology to receive serious consideration and it will probably survive as the primary technology to be used for this application.

The deployment of this technology will require a demonstration of CO2 capture and sequestration on an absorber module at a commercial scale (100–300 MW). The purpose of this integrated research effort is to provide the technical basis for such a demonstration on an existing coal-fired power plant and on a new gas-fired combined cycle in Texas.

This program includes 17 Ph.D. students, 2 M.S. student, 4 faculty, and 2 professionals working on CO2 rate and solubility measurements, amine degradation, systems modeling, pilot plant testing, sequestration modeling, and systems analysis. The effort is currently funded by \$500,000/yr from Luminant, and by more than \$750,000/yr from 33 sponsors in the Luminant Carbon Management Program and other affiliated activities including 10 process suppliers (Alstom Power, Babcock & Wilcox, Doosan-Babcock, GTC Technology, IFP, Shell /Cansolv, Mitsubishi Heavy Industries, URS, Powerspan, HTCPureEnergy), 8 power companies (NRG Energy, Southern Company, SaskPower, RWEnpower, E.ON, EPRI, Arch Coal, LG&E-KU), 6 oil companies (Aramco, Chevron, Phillips 66, ExxonMobil, Total, Statoil), 8 others (AspenTech, Codexis, GE, Huntsman Chemical, CSIRO, DOE, DNV, TNO) and one equipment donor (Emerson).

Carbon Capture Pilot Plant Project (C2P3)	2012 LG&E and KU Funding: \$ 200,000
University of Texas at Austin	2012 Project Budget: \$ 1,325,000

Program Description and Benefit:

The CO₂ Capture Pilot Plant Project (C2P3) is testing at 0.1 to 0.5 MW the innovative solvent and process concepts developed by the Luminant Carbon Management Program at the University of Texas. The existing pilot plant in the Separations Research Program (SRP) at the Pickle Research Campus will demonstrate energy and mass transfer performance with air/CO₂ in campaigns that last for 3 to 6 weeks. Two or more additional pilot plants will be used to provide real coal-fired flue gas at 0.1 and 0.5 MW to test solvent robustness for 3 to 6 months. Australia is funding a 0.1 MW pilot plant at Tarong that will be managed by CSIRO. The U.S. DOE is funding a 0.5 MW pilot plant at the National Carbon Test Center managed by Southern Company at Wilsonville, Alabama. Both of these programs have agreed to consider concentrated piperazine in their testing.

The Luminant Program has established that concentrated piperazine is a superior solvent with twice the capacity and CO₂ absorption rate of 30 wt % monoethanolamine and excellent thermal and oxidative stability. Concentrated (8 m) piperazine with high temperature/pressure regeneration has proven to be an effective alternative in three pilot campaigns at SRP in Fall 2008, Fall 2010, and Fall 2011.

A fourth campaign at SRP in 2012 will address issues with amine aerosol and piperazine oxidation and test additional system modifications to enhance energy performance and operability with the 2-stage heated flash regeneration. Concentrated piperazine is ready for long term testing with real flue gas in a facility such as those at Tarong and Wilsonville. The testing at Tarong started in summer 2011. Initially it has been testing concentrated piperazine with a simple stripper. In 2012 it will use a pressurized simple stripper. The testing at Wilsonville is scheduled for 2013. Solvent reclaiming will be used at Wilsonville but not at Tarong.

The CO₂ Capture Pilot Plant Project (C2P3) project invites participation in a long-term, multiple-participant research program. From each sponsor, we are seeking funding of \$65,000/yr. The participation period is defined as the calendar year, January 1 to December 31. We currently have \$325,000/yr from Southern Co., LG&E-KU, Luminant Energy, Babcock & Wilcox, and Chevron. Sponsors who are members of the Process Science and Technology Center may participate for \$50,000/yr. Several members of EPRI have found it convenient to fund C2P3 as an EPRI-tailored collaboration project.

DOE is providing \$3 million as comprehensive funding for these pilot plant activities. URS is the lead contractor on this DOE effort. Trimeric and the University are subcontractors. This proposal includes 20% cost-sharing from the C2P3. Long term operation at Tarong will be supported by the Australian government and at Wilsonville by DOE.

KENTUCKY UTILITIES COMPANY

CASE NO. 2012-00221

**Response to Commission Staff's First Request for Information
Dated June 15, 2012**

Question No. 48

Responding Witness: Valerie L. Scott

Q-48. Provide the average number of customers for each customer class (i.e., residential, commercial, and industrial) for the 3 calendar years preceding the test year, the test year, and for each month of the test year.

A-48. See attached.

Kentucky Utilities Company - Total Company Case No. 2012-00221 Summary of Average Number of Customers For the Calendar Years 2009 through 2011 and the Test Year ending March 31, 2012											
Period	Residential	Commercial	Industrial	Public Street/Hwy. Lighting	Other Public Authorities	Mine Power	Municipal Pumping	Total Ultimate Consumers	Resale	Wholesale Sales	Total
12 Mos. Ending Mar. 2012	444,615	83,922	2,263	1,272	7,202	174	301	539,749	15	12	539,776
2011	446,043	83,795	2,172	1,266	7,080	182	301	540,839	16	12	540,867
2010	447,809	84,852	2,032	1,418	7,788	211	341	544,451	10	12	544,473
2009	445,203	84,022	1,778	1,414	7,590	261	350	540,618	11	12	540,641
Monthly total customers for the test year:											
Apr 2011	445,875	82,844	2,076	1,260	7,003	185	295	539,538	4	12	539,554
May 2011	447,258	82,834	2,089	1,258	7,031	184	297	540,951	18	12	540,981
Jun. 2011	449,461	84,765	2,160	1,282	7,113	181	305	545,267	20	12	545,299
Jul. 2011	444,728	84,517	2,270	1,291	7,149	176	304	540,435	19	12	540,466
Aug. 2011	446,824	84,381	2,285	1,289	7,087	176	301	542,343	14	12	542,369
Sept. 2011	444,413	84,249	2,278	1,287	7,100	176	297	539,800	15	12	539,827
Oct. 2011	444,242	84,014	2,274	1,284	7,112	174	296	539,396	19	12	539,427
Nov. 2011	443,154	83,919	2,284	1,294	7,202	174	297	538,324	16	12	538,352
Dec. 2011	442,874	83,584	2,303	1,253	7,073	172	286	537,545	14	12	537,571
Jan. 2012	444,355	83,272	2,334	1,032	6,655	164	287	538,099	13	12	538,124
Feb. 2012	440,391	84,313	2,390	1,365	7,951	163	323	536,896	12	12	536,920
Mar. 2012	441,800	84,374	2,408	1,365	7,950	163	323	538,383	12	12	538,407
Average	444,615	83,922	2,263	1,272	7,202	174	301	539,749	15	12	539,776

Kentucky Utilities Company-- Kentucky Jurisdictional								
Case No. 2012-00221								
Summary of Average Number of Customers								
For the Calendar Years 2009 through 2011 and the								
Test Year ending March 31, 2012								
Period	Residential	Commercial	Industrial	Public Street/Hwy. Lighting	Other Public Authorities	Mine Power	Municipal Pumping	Total Ultimate Consumers
12 Mos. Ending Mar. 2012	419,914	80,289	2,223	1,236	6,505	141	277	510,585
2011	421,248	80,166	2,134	1,230	6,381	148	277	511,584
2010	422,853	81,223	2,001	1,381	6,875	171	318	514,822
2009	420,023	80,357	1,748	1,376	6,835	209	327	510,875
Monthly total customers for the test year:								
Apr 2011	421,101	79,223	2,038	1,224	6,308	153	271	510,318
May 2011	422,433	79,213	2,052	1,221	6,325	150	273	511,667
Jun. 2011	424,566	81,131	2,120	1,245	6,401	148	281	515,892
Jul. 2011	419,996	80,896	2,233	1,254	6,438	142	280	511,239
Aug. 2011	422,037	80,757	2,247	1,253	6,393	143	277	513,107
Sept. 2011	419,702	80,624	2,240	1,251	6,403	142	273	510,635
Oct. 2011	419,511	80,382	2,234	1,248	6,420	141	272	510,208
Nov. 2011	418,464	80,291	2,245	1,259	6,517	140	273	509,189
Dec. 2011	418,221	79,950	2,261	1,218	6,386	138	262	508,436
Jan. 2012	419,657	79,644	2,290	1,003	6,017	132	263	509,006
Feb. 2012	415,945	80,653	2,346	1,330	7,224	130	299	507,927
Mar. 2012	417,336	80,704	2,364	1,330	7,228	130	299	509,391
Average	419,914	80,289	2,223	1,236	6,505	141	277	510,585

KENTUCKY UTILITIES COMPANY

CASE NO. 2012-00221

**Response to Commission Staff's First Request for Information
Dated June 15, 2012**

Question No. 49

Responding Witness: Paula H. Pottinger, Ph.D.

- Q-49. Provide all current labor contracts and the most recent contracts previously in effect.
- A-49. See attached. The contract between Kentucky Utilities Company and USW Local 9447-01 was effective February 1, 2012. The contract with KU IBEW Local 2100 was effective August 1, 2009. The current and previous contracts for both unions are attached.

Current KU IBEW Contract

CONTENTS

ARTICLE I	Section 1	Union Recognition.....	2
	Sections 2-5	Authorization for Dues, Agency Fees, Deductions.....	2
	Section 6	Management Rights.....	3
ARTICLE II	Section 1	No Strike – No Lockout.....	4
	Section 2	Subcontracting.....	4
	Section 3	Successorship.....	5
ARTICLE III	Section 1	Notification in Event of Discharge of Employee.....	6
	Section 2	Grievance After Discharge or Suspension.....	6
	Section 3	Union Representation – Stewards.....	6
	Section 4	Grievance Procedure.....	6
	Section 5	Arbitration.....	7
	Section 6	Grievance Meetings.....	7
ARTICLE IV		Leaves of Absence – Union Business.....	8
ARTICLE V		Exclusive Contract.....	8
ARTICLE VI		No Discrimination, Interference or Intimidation of Employee by Company or Union.....	9
ARTICLE VII	Section 1	Probationary Period.....	10
	Section 2	Temporary Employees.....	10
ARTICLE VIII	Section 1	Determination of Seniority.....	11
	Section 2	Seniority List.....	11
	Section 3	Decrease or Increase of Working Force.....	11
	Section 4	Loss of Seniority.....	11
	Section 5	Job Vacancies.....	11
	Section 6	Moving Expenses.....	12
	Section 7	Leave of Absence.....	13
	Section 8	Absence from Duties.....	13
	Section 9	Return to Work After Accident or Illness.....	13
	Section 10	Handicapped Employees.....	13
	Section 11	Unexcused Absence from Job Grounds for Discharge.....	13
	Section 12	Residence Requirements.....	13
	Section 13	Maternity Leave.....	14
	Section 14	Health & Safety.....	14
ARTICLE IX		Employees in the Armed Forces.....	15
ARTICLE X	Sections 1-2	Holidays.....	15
	Section 3	Work on Scheduled Off Days.....	15
ARTICLE XI		Vacations.....	16
		Eligibility.....	16

	Scheduling of Vacations.....	17
	Accumulating Vacations.....	17
	Vacation Pay at Separation.....	17
	Pay in Lieu of Vacation.....	17
	Vacation During Illness, Disability, or Personal Leave of Absence.....	17
	Vacation at Retirement.....	18
ARTICLE XII	Section 1 Work Away from Headquarters, Travel on Company Time, Meals.....	19
	Section 2 Work Away from Regular Place of Employment.....	19
	Section 3 Travel Time.....	19
	Section 4 Double Shift or Part Shift.....	19
	Section 5 Temporary Transfer.....	19
	Section 6 Acting Supervisor.....	20
	Section 7 Temporary Supervisor.....	20
	Section 8 Two-Person Crew Premium.....	20
	Section 9 Temporary or Emergency Work in Lower Classification	20
	Section 10 Furnishing of Tools.....	20
	Section 11 Uniform Laundering.....	20
ARTICLE XIII	Section 1 Normal Work Week.....	21
	Section 2 Overtime, Rates of Pay.....	21
	Section 3 Division of Overtime.....	21
	Section 4 Overtime – Idle Holiday Counted as time Worked.....	21
	Section 5 Pay Provisions for Change in Schedule and Partially Used Time.....	21
	Section 6 Call Out Time.....	22
	Section 7 Planned Overtime on Off Day.....	22
	Section 8 Minimum Rest Period.....	22
	Section 9 Continuous Hours Worked (Time and one-half).....	23
	Section 10 Daylight Savings Time.....	23
	Section 11 Continuous Hours Worked – (Double-time).....	23
	Section 12 On-Call.....	23
	Section 13 Emergency Electric Restoration for Another Utility.....	24
ARTICLE XIV	Classification of Schedule “A”.....	25
ARTICLE XV	Section 1 Sick Leave, Group Insurance, Survivors Insurance, Service Annuity, Medical Care Plan, Employee Savings Plan, Employee Assistance Program, Dependent Care Assistance Plan, Dependent Life Insurance Plan.....	26
	Section 2 Funeral Leave.....	26
ARTICLE XVI	Bulletin Boards for Union Use.....	27
ARTICLE XVII	No Discrimination.....	28
ARTICLE XVIII	Notice of: Changes, Modifications, or Terminations Effective Date, Termination Date.....	29

SIGNATURES30

SCHEDULE A31

THIS AGREEMENT, made and entered into as of the 1st day of August, 2009, by and between KENTUCKY UTILITIES COMPANY, a Virginia and Kentucky Corporation, with its principal offices and place of business in Lexington, Fayette County, Kentucky (doing business in Virginia as Old Dominion Power Company), hereinafter referred to as the "Company," party of the first part, and LOCAL UNION NO. 2100, INTERNATIONAL BROTHERHOOD OF ELECTRICAL WORKERS, AFL-CIO, hereinafter referred to as the "Union," party of the second part.

WITNESSETH:

THAT WHEREAS, the parties hereto desire to cooperate in the maintenance of just and equitable terms and conditions of employment and to provide methods for fair and peaceable adjustment of differences that may arise between them and to promote harmony and efficiency to the end that the Company and the Union and the general public may mutually benefit; and

WHEREAS, the continuous operation of the business of the Company is essential to the public welfare and it is, therefore, a recognized obligation on the part of both the Company and the Union to maintain continuous and dependable service, irrespective of any differences which may occur at any time, it is mutually agreed by said parties as follows:

ARTICLE I

Section 1 Union Recognition

The Company hereby recognizes the Union as the exclusive bargaining agency for all its employees in its Pineville and Norton Operations and will continue to recognize the Union for all matters pertaining to rates of pay, hours of work and any and all conditions of employment during the life of this contract, but excluding without limitation all clerical employees, line supervisors and substation supervisors and supervisors who have the authority to hire and fire or recommend such action. This Agreement is restricted entirely to said Pineville and Norton Operations of the Company's system and is applicable only to the employees located within said Pineville and Norton Operations and within the classifications referred to in Article XIV.

Section 2 Authorization for Dues, Agency Fees, Deductions etc.

All Kentucky employees of the Company covered by this Agreement who on the date of execution of this Agreement are members or agency fee payers of the Union shall, as a condition of continued employment, remain members or agency fee payers for the term of the Agreement to the extent of paying the periodic dues or agency fees uniformly required. All Kentucky employees covered by this Agreement who are hired after the date of execution of this Agreement shall, as a condition of continued employment, become members or agency fee payers of the Union at the completion of their probationary period and remain members or agency fee payers for the term of this Agreement, to the extent of paying the initiation fee (or reinstatement fee) and periodic dues or agency fees uniformly required.

Section 3

The Company, where so authorized and directed by an employee in writing upon an authorization form, meeting all requirements of law and approved by the Company, will deduct from the wages of any and all employees in its Pineville and Norton Operations for whom the Union is bargaining agent, Union dues, agency fees, initiation fees and lawful unit wide assessments in the amounts authorized by each employee on one of the above mentioned forms. This deduction shall be made as designated by the employee on the approved form on the first pay day of each month and remitted promptly to Local Union No. 2100, 10400 Dixie Highway, Louisville, Kentucky 40272. All checks shall be made payable to International Brotherhood of Electrical Workers, Local No. 2100. Each remittance shall be accompanied by a list setting forth the amount deducted and the names of those from whom the deductions were made.

Section 4

In the event there is an overcharge made in making payroll deduction for dues, agency fees, initiation fees and assessments, the Union shall be responsible for adjustment of such claim, with the individual members.

Section 5

Section 2 of this Article shall not apply to Virginia employees. This Article is intended to comply with all requirements and the provisions of applicable state and federal law, and nothing herein contained shall require the taking of any action in violation thereof; the Union agrees to indemnify and save the Company harmless from any claim or liability arising out of any action taken by the Company in compliance herewith. However, in the event changes in the state and/or federal law should make the application of Section 2 above lawful for Virginia employees, then the provisions of said Section 2 shall apply to said Virginia employees.

Section 6 Management Rights

By reason of the nature of the business of the Company it is essential, and is therefore agreed, that the management of the Company and the supervision and control of all operations and the direction of the working forces, including the right to relieve employees from duty because of lack of work, or for just cause, the right to hire, suspend, discharge for cause, promote, demote or transfer employees and the right to operate the Company should be, and is, vested in, and reserved to, the Company, except as herein limited.

It is further agreed that in the interest of obtaining improved service, better operations or lower costs, the Company has the right to make changes in equipment, operations, and the organization of work, including the determination of job content, minimum requirements and qualifications; and combine jobs, eliminate jobs, and create new jobs, and it is understood that this is a proper function of management.

The Company shall have the right to formulate and enforce rules and regulations dealing with employee conduct and work and safety, which are not in conflict with this Agreement. The Company will notify the Union office in writing at least fourteen (14) calendar days prior to implementation of any new or revised rules or regulations and shall meet to discuss such changes during the fourteen (14) calendar day period if requested.

ARTICLE II

Section 1 No Strike – No Lockout

Union pledges to Company the loyal, honest, safe and dependable service of all its members who perform work under this Agreement.

The Company agrees not to lock out its employees and the Union agrees that there shall be no slowdown, sitdown, strike or other interference with or stoppage of the work of the Company on the part of the Union or any of its members, during the existence of this agreement.

Although it is a recognized obligation on the part of both the Company and the Union to cooperate in maintaining a continuous and dependable public service, it shall not be a violation of this Agreement, nor cause for discharge or disciplinary action, for an employee as an individual matter to decline to cross a picket line at premises other than premises of the Company where loss of Company property or injury to the employee is threatened.

A duly identified and authorized representative of the Union shall, upon due advance arrangement, be granted access to Company premises for the purpose of investigating problems with which he is properly concerned in the administration of this Agreement. Union activity as permitted herein does not include Union business of an internal nature which does not involve the Company.

Section 2 Subcontracting

(1) The Company currently and historically utilizes outside contractors and subcontractors to supplement its own work force. These outside contractors and subcontractors are utilized primarily for the following reasons: to meet emergency situations; to obtain specialized services not readily available within the Company's work force; for purposes of business expediency (time); and to enable the Company to render service to its customers in the most efficient and economical manner practicable. While the Company expects that a continuation of such outside contracting policies will be necessary for prudent and efficient business operations during the life of this Agreement, the Company agrees that it will not subcontract work normally and usually performed by employees presently covered by this Agreement for the purpose of eroding the bargaining unit.

Additionally, the Company agrees that except in an emergency it will not subcontract the work involved in the generation, transmission and distribution of electricity of a type normally and usually performed by employees in journeyman classifications or above when such subcontracting would cause the layoff of, such employees or affect their recall. It shall not be a violation of this Agreement for the Company to continue subcontracting in areas where there has been no reduction in force.

(2) If it becomes necessary for the Company to contract out work of the type regularly and customarily performed by employees covered hereby, it shall notify the Union of such subcontracting and identify the type of contractual agreement, probable duration of the contract and the approximate number of employees involved in the performance of the contract. However, nothing in this article shall require the Company to assume unreasonable or excessive costs in its operations.

(3) It is agreed that outside contractors will not perform overtime work, normally performed by employees covered by this Agreement, except in the following circumstances and situations: where the employees in the work area affected have been offered the work; if an

emergency exists and employees in the work area affected by the emergency have been fully utilized; or if it is necessary to have an equipment outage for the contractor to complete the work he is performing. It is not a violation of this Section for a contractor to continue or complete work on an overtime basis, provided the contractor is responsible for that work during the normal workweek. However, contractors will not be called out to perform overtime work unless one of the above three (3) exceptions has been met.

(4) The Company agrees that, others factors being substantially equal (i.e. price, availability, qualifications etc.), contractors who employ union members will be given preferred consideration. It is understood that this provision in no way creates third party beneficiary status for any individual or contractor.

Section 3 Successorship

The Company agrees that the Collective Bargaining Agreement between the parties will remain in full force and effect for the specified duration regardless of any change in the ownership of the Company. The Company will include a provision, in any sales or merger agreement, with any successor or assign, that will affirm and make the continuation of the Collective Bargaining Agreement a condition of the sale or merger of the Company.

ARTICLE III

Section 1 Notification in Event of Discharge of Employee

In the event of a discharge or suspension of any employee, the Company shall within forty-eight (48) hours give the employee and Local No. 2100 at Louisville, Kentucky, written notice thereof. If a written reprimand is given to an employee a copy will also be given to the Union.

Section 2 Grievance After Discharge or Suspension

In the event the Union or any discharged or suspended employee shall fail to file a written grievance within five (5) working days concerning the above mentioned discharge or suspension, such discharge or suspension shall be final.

Section 3 Union Representation – Stewards

For adequate representation of the employee groups, there shall be a steward at the following locations: Somerset, Kentucky, London, Kentucky, Pineville, Kentucky, Harlan, Kentucky, Pennington Gap, Virginia, and Norton, Virginia, and as many assistant stewards as may be needed, the names of all of whom shall be furnished to the Company. It is understood an assistant steward will function only in the absence of the steward. It is agreed that the Company will recognize the stewards as the official representatives of the employee group covered by the terms of this Agreement. (The right is reserved by the Union to change the stewards at will, provided that notice of any change is immediately given to the Company.) No steward shall be discriminated against by the Company because of his faithful performance of his duties as steward.

Section 4 Grievance Procedure

Should differences arise between the Company and Union as to the meaning and/or application or the observation and performance of any of the provisions of this Agreement, the following shall be the procedure for adjustment thereof, and any settlement reached in any step of this procedure will be final:

- (1) The employee and/or his steward shall first bring the grievance to the attention of his immediate supervisor.
- (2) If the grievance is not settled, it shall be reduced to writing so as to describe the complaint, designate the article and section of the contract which the aggrieved party contends has been violated and state briefly the events or actions which are alleged to be in violation of the contract and which justify the complaint and shall be presented by the aggrieved employee and/or his steward to the employee's immediate supervisor and the next level of management who did not participate at Step 1.
- (3) If the matter is not satisfactorily disposed of within three (3) working days, a Business Representative of the Union shall be called in. The Business Representative, the Steward, and such person or persons as the Union may designate, shall meet with the appropriate manager and such person or persons the Company may designate to make a thorough investigation. It is agreed that a fair

and sincere effort shall be made to reach a satisfactory adjustment or settlement of all matters so presented within ten (10) working days after this meeting.

- (4) If the matter cannot be settled in the foregoing manner, it is agreed that the Union may refer the grievance to arbitration by giving notice to the Company in the manner hereafter specified, provided that such notice is given within forty-five (45) days after the occurrence of the event or action upon which the grievance is based or within such time as the period for giving notice may be extended by agreement of the parties in writing. If notice is not given within such period, the grievance shall be considered settled.
- (5) The Union may refer a grievance which the parties are unable to settle under the grievance procedure to arbitration by delivering to the human resources representative within the time specified in paragraph (4) written notification that it desires to arbitrate the grievance. The Company and the Union shall each appoint a representative and such representatives shall seek agreement as to the identity of a mutually acceptable arbitrator. If they are unable to agree, the Company and Union shall jointly request the American Arbitration Association to provide a list of seven (7) qualified (National Academy of Arbitrators member) arbitrators who have training or experience in the subject of the dispute in question. The representatives of the parties shall either agree to an arbitrator on the list or select one by each party alternating striking a name from the list until one name remains, either party may reject one list per case. More than one grievance may be submitted to the same arbitrator if a multiple submission is acceptable to both parties. The compensation and expenses of the arbitrator shall be borne equally by the parties. The compensation and expenses, if any, of witnesses and other participants in the arbitration shall be borne by the party desiring or requesting their presence.
- (6) Employee disciplinary records shall not be utilized in arbitration involving discipline administered to that employee if such records are more than five (5) years old, provided that employee has not received discipline within the five (5) year period.

Section 5 Arbitration

The jurisdiction of the arbitrator shall be strictly limited to the determination of disputes having to do with the application of the provisions of the Agreement which have been submitted to arbitration as provided herein. But said arbitrator shall have no power to change any of the provisions of the Agreement.

Section 6 Grievance Meetings

Grievances to be handled through the grievance procedure shall be taken up at such time of day as will least interfere with the regular working hours of the employees involved. If the Company finds it more convenient and practical to conduct such proceedings during regular working hours, then Union grievance representatives who are called from their regular duty will be paid their regular wages as though they were on regular duty.

ARTICLE IV

Leaves of Absence – Union Business

The Company, upon written request from the union, shall grant to the officers and committees of the Union all necessary and reasonable leaves of absence to transact Union business, provided reasonable notice shall be given and their seniority and all other rights with the Company shall not be affected due to their absence. It is understood and agreed, however, that the Company shall not be required to grant such leave of absence to any employee whose absence, in the opinion of the Company, would interfere with the proper operation of its business. The Company shall also have the right to recall any employee who has been granted a leave of absence, in the event an emergency or for operational effectiveness shall, in the opinion of the Company, make such recall necessary.

Union members who are excused from work for the conduct of Union business, and who are not eligible for compensation by the Company for the time so spent, shall, upon request by the Union, be compensated by the Company for straight-time work hours missed. The Union will reimburse the Company for these hours upon proper notice. The Company's obligation under this section shall be suspended if, after thirty (30) calendar days from demand for proper reimbursement, such reimbursement is not received by the Company. Any contested amount of reimbursement is all that may be withheld by the Union to avoid the suspension of such obligation.

Union members' absences from work for the conduct of Union business will be limited to twenty (20) work days in a calendar year. However, the Company will give additional consideration in this area on a case by case basis to requests which are submitted in writing.

ARTICLE V

Exclusive Contract

During the life of this Agreement the Company will not enter into any contract with any employee or group of employees, or with any other organization in the Company which would supersede or modify the provisions of this Agreement, unless required to do so under the provisions of the National Labor Relations Act or any of the amendments thereto.

ARTICLE VI

No Discrimination, Interference or Intimidation of Employee by Company or Union

The Company further agrees that it will not interfere with, restrain or coerce employees because of membership or lawful activity in the Union, nor will it by discrimination with respect to hire, tenure or employment or any other term or condition of employment or in any manner attempt to discourage membership in the Union.

The Union agrees that neither the Union nor any of its members will interfere with, intimidate, restrain or coerce any employee in any manner whatsoever with respect to his right to work or the free exercise of his own choice as to Union membership or non-union membership, and further that there shall be no solicitation of employees for Union membership or dues on Company's time or property, provided, however, that if any employee shall lease or rent his residence from Company, then such residence shall not be considered as Company property for the purpose of this paragraph.

Any claim of violation of any of the provisions of this Article, either by Company or Union, shall constitute a complaint which shall be adjusted through the grievance procedure provided for in Article III hereof.

ARTICLE VII

Section 1 Probationary Period

The Company and the Union agree that it is necessary for the Company to hire additional employees, in excess of the number needed from time to time for normal operation, for the purpose of new construction work, unusual, seasonal or emergency maintenance or operating conditions, and to train such employees for replacement of, or additional to, its regular personnel. All such employees shall be classed as probationary employees until completion of ninety (90) days of continuous employment, during which the employee works for the Company, and during said time such employee shall acquire no seniority. Any employee, if still employed at the end of said ninety (90) days period, shall either be released from employment by the Company or placed upon the regular employee list, and if and when so placed upon the said regular employee list, his seniority shall begin from the date of his original employment. There shall be no responsibility for reemployment of probationary employees if they are laid off or released during said period of ninety (90) days. However, any claim of personal prejudice or any claim of discrimination for Union activity in connection with the layoff or release of probationary employees shall be considered and decided through the grievance procedure provided for in Article III hereof. Such claims must be supported by written evidence at the time the complaint is filed.

Section 2 Temporary Employees

When students and others are hired for vacation replacements or other temporary needs, it is agreed that their employment is temporary and will not exceed one hundred ten (110) working days. These employees shall not accrue seniority.

ARTICLE VIII

Section 1 Determination of Seniority

Region-wide seniority shall mean the aggregate years, months and days of work performed in the bargaining unit by an employee on the job for this Company. However, for the purpose of this Article VIII, region-wide seniority shall consist of (a) length of continuous service; (b) knowledge, skill and ability; and (c) physical fitness. When knowledge, skill and ability and physical fitness are relatively equal, length of continuous service shall govern. If any claim shall be made that any promotion, demotion, transfer or increase or decrease in force, including layoff or reemployment made by the Company, is due to discrimination, the dispute shall be settled under the grievance procedure provided for in Article III hereof.

Section 2 Seniority List

The Company will post a list of its employees' seniority records, including those now in the military service, and give the Union a copy for checking for its correctness.

An up-to-date seniority list shall be made available by the Company to the Union semi-annually in May and November.

Section 3 Decrease or Increase of Working Force

Whenever the Company reduces its working force, employees shall be laid off in accordance with and in inverse order of their seniority, via; length of continuous service, knowledge, skill and ability and physical fitness as provided in Section 1 hereof.

Whenever the Company increases its working force after a layoff, the employees shall be returned to work in the inverse order in which they were laid off. No new employee shall be hired for jobs covered by this Agreement before all laid off employees qualifying under Section 1 of this Article shall have been offered the opportunity to return to work.

Each laid off employee shall keep the Company advised in writing of his correct mailing address twice yearly and the mailing or telegraphing by the Company of notice that a job is available, to the said address, shall be deemed sufficient compliance with any provision hereof with respect to giving preference to said laid off employees.

Section 4 Loss of Seniority

Seniority shall be lost for the following reasons:

- (a) By the employee voluntarily leaving the employ of the Company.
- (b) By the discharge of an employee, if such discharge is not reversed through the grievance procedure.
- (c) By the failure of an employee, after a layoff, to report back to work within six (6) days after being offered reemployment or to give a satisfactory reason to the Company for further delay.

Section 5 Job Vacancies

In the event a vacancy occurs which, in the opinion of the Company, must be filled or a new job is created; that is to say, when an employee quits or is discharged or is transferred from

one department or from one location to another, or is changed from one shift to another, or is retired, or dies, the Company shall post a notice of such vacancy within five (5) working days after the vacancy occurs, stating the maximum rate of pay, classification, immediate supervisor, shift and residence requirements, if any, on all bulletin boards for a minimum of five (5) working days before permanently selecting the employee. If such notice is subsequently modified it shall remain posted for a minimum of five (5) working days after such modification before the Company permanently selects the employee. The Company will select the employee to fill the vacancy within twenty (20) working days following its posting of said notice. Within five (5) working days after the Company's Region Office receives a fully approved payroll authorization, authorizing such action, the employee selected shall be placed on the job, and all other applicants for the job will be advised in writing of the name of the selected applicant. When new jobs are created or vacancies occur, said jobs or vacancies will be posted by the Company, as hereinabove provided, and application must be made for the job during said period of five (5) working days. The advice and recommendation of a board consisting of the employee's steward, a Business Representative of the Union and not to exceed two employees having knowledge of the job and/or qualifications of the bidders, selected by the steward and the Business Representative will be considered in filling such vacancies, which board will meet with not more than four (4) Company representatives, but such jobs may be filled by the Company temporarily until a suitable person has been selected by the Company. In the event an employee makes an application for a job vacancy posted in accordance with the provisions of this Article and is selected to fill the vacancy, then refuses to accept that job, the Company shall not be obligated to consider applications for other job vacancies, with the exception of a vacancy created by death, from that employee for a period of six (6) months following the date of posting of the job vacancy which was refused by the employee.

Any employee who successfully changes Line of Business through the bidding procedure can not subsequently bid to another Line of Business for one (1) year.

Any employee hired during the term of this contract shall be barred from bidding to another Line of Business for one (1) year from date of hire.

Section 6 Moving Expenses

A. When the permanent reporting location of an employee is changed (a) because of his bidding into a permanent job vacancy under Article VIII, Section 5 of this Agreement, or, (b) when the Company requests and the employee consents to transfer to another location, or, (c) when the Company requires the employee to transfer to another location, and the employee is required to move his residence because of this change, the Company will pay a lump sum payment, net of taxes, equal to:

- One (1) month's base pay for renters
- Two (2) month's base pay for home owners

B. As much advance notice as possible will be given the employee of the proposed change in headquarters to give him sufficient time to arrange for new quarters in the new locality. If it is not possible to give the employee reasonable notice of the proposed change in permanent headquarters, and it is necessary for the employee to live in the new location until he can arrange to move, the Company will pay his reasonable board and lodging expenses not to exceed one calendar month unless otherwise agreed upon. If it is not possible to give such reasonable notice of the change, but it is not necessary for the employee to live in the new location until he can arrange to move, the Company will pay mileage at its standard rate for the

mileage by which the distance from his present residence to his new headquarters exceeds the distance to his old headquarters, not to exceed one calendar month unless otherwise agreed upon.

C. The Company shall not be obligated to pay the moving expenses of (a) any employee who has less than twelve (12) months of continuous service since last date of hire, or, (b) in the case of any other employee, more than once in any period of twelve (12) consecutive months in connection with that employee's transfer to a new regular place of employment, unless (in either case) the move is at the Company's request.

Section 7 Leave of Absence

Employees may, for proper cause, be granted leave of absence up to thirty (30) days without jeopardizing their seniority and by mutual agreement between the employees involved, the Union and the Company, such period may be further extended.

Section 8 Absence from Duties

Upon prior arrangement with Company, employees shall be entitled to be absent from their duties without pay not to exceed three (3) days per calendar year.

Section 9 Return to Work After Accident or Illness

After a regular employee has recovered from accident or sickness and reports for work, he shall be returned to his regular job, provided he is physically able and qualified to perform his job.

Section 10 Handicapped Employees

Nothing in this Article shall be construed to diminish any rights an employee would otherwise have under this Agreement, the Americans with Disabilities Act, the Workers' Compensation Laws of Kentucky and Virginia or other applicable laws.

Section 11 Unexcused Absence from Job Grounds for Discharge

The absence of any employee from his regular shift of duty for a total of three times within any three months' period without properly notifying the Company and without a reasonable and satisfactory excuse may, at the Company's option, be grounds for discharge.

Section 12 Residence Requirements

- (a) Line Technicians shall reside either (1) within the service territory of the technician's reporting location or (2) within thirty (30) road miles of that same reporting location. Line Technicians, whose reporting location is changed by the Company, will not be required to relocate.
- (b) Service Technicians shall reside either (1) within the service territory of the office to which the technician regularly reports or (2) within twenty (20) road miles of that same reporting office.

- (c) Employees in Service or Line Technician positions as of the effective date of this policy (August 1, 1992) who do not meet these residency requirements will not be required to move. However, those Service or Line Technicians can not move any further from their current reporting location than they now live.
- (d) Line Technicians may transfer or bid to other positions within that line crew or to another line crew at the same reporting location without having to move.
- (e) Line Technicians described in paragraph (a) who transfer to Service Technician positions described in paragraph (b), must meet the residency requirements set forth in paragraph (b) even if the transfer does not involve a change in reporting location.
- (f) Service or Line Technicians that transfer to a position at a different reporting location than they now have must meet the residency requirements for that location.

Section 13 Maternity Leave

An employee on maternity leave (or otherwise absent by reason of pregnancy) may utilize any accumulated paid sick leave in accordance with the Company's paid sick leave plan, and even if the employee does not plan to return to work, accumulated paid sick leave may be utilized to the same extent it could be if the employee applied for maternity leave.

An employee on maternity leave may remain on leave for a period equal to the time allowed for non-work related illness or injury.

Upon return to work the employee will either be returned to the former job or placed in another position in accordance with the practice in effect for employees returning from leave because of sickness or injury. If the employee fails to return to work at or prior to the expiration of maternity leave or refuses to take the position made available as above provided, her employment will terminate.

Section 14 Health & Safety

The Company and the Union recognize the need for a strong Health and Safety Program for the benefit of all employees and the Company. The Union will cooperate in assisting and maintaining the Company's rules regarding health and safety. The Company recognizes the interest of the Union in the health and safety of its members, and will give careful consideration to any recommendations made by it.

The Company and the Union agree to a Joint Health and Safety Advisory Committee for the purpose of reviewing, discussing and recommending new or revised safety and health rules and procedures. The Committee shall be chaired by the Manager, Health and Safety, and shall meet quarterly. This Committee shall consist of not more than two (2) members of the Company and two (2) members of the Union. The Union representatives who shall attend a particular meeting shall be made known to the Manager, Health and Safety not less than two (2) weeks prior to the date established for the meeting. At the same time, the Union shall notify the Company of the subjects it desires to address at the meeting.

ARTICLE IX

Employees in the Armed Forces

Except as otherwise provided by law, if it should become necessary for an employee to leave the service of the Company to serve in the Armed Forces of the United States, or should an employee volunteer for service in any of the Armed Forces of the United States, the Company's policy states that it will provide support for employee's military service obligations consistent with its obligations under the Uniformed Services Employment and Reemployment Rights Act (USERRA) and any applicable state and/or local laws. The Military Leave Policy applies to all E.ON U.S. LLC and subsidiaries. Except as otherwise provided by law, this Article shall not apply to any employee who re-enlists or otherwise extends his period of full-time military service beyond the period of time of his military obligation to the United States.

ARTICLE X

Section 1 Holidays

The Company will permit as many of its employees as practicable to be absent from their duties with regular pay on the following holidays: New Year's Day, Good Friday, Memorial Day, Independence Day, Labor Day, Thanksgiving Day, the day after Thanksgiving, Christmas Eve and Christmas Day. An employee's birthday shall be recognized as a holiday on the employee's actual birthday or on a day during each calendar year mutually agreed upon between the employee and the Company. A Personal Leave Day shall be recognized as a holiday in each calendar year on a day mutually agreed upon between the employee and the Company.

Section 2

An employee scheduled to work on any of the above holidays shall be entitled, at his option, either (a) upon the exercise of this option by notice to the Company before the end of the pay period involved, to be paid at the rate of one and one-half (1-1/2) times his regular rate of pay for the hours worked, or (b) to be absent from his duties with regular pay on a day to be mutually agreed upon between the employee and the Company. An employee shall be paid at two (2) times his hourly wage rate for all hours worked over eight (8) on a holiday.

Except in cases of emergency, unscheduled absences of other employees, or with respect to an employee regularly scheduled to work on a holiday, employees shall be notified three (3) working days in advance of being required to work on a holiday.

Section 3 Work on Scheduled Off Days

Any employee who is required to work on his scheduled off day shall be paid time and a half and shall not be denied continuing his regular shift of duties during the week.

Any employee who is required to work on his last consecutive off day shall be paid at two (2) times his hourly wage rate, provided he worked at least three (3) hours on his previous off day.

ARTICLE XI

Vacations

Effective January 1, 2000, eligible employees will earn vacation from date of hire based on years of service in accordance with the following schedule:

Vacation Earned	Completed Years of Service Attained During Calendar Year
5 days	Maximum in year of hire
10 days	Years 1-4
15 days	Years 5-14
20 days	Years 15-24
25 days	Years 25 and above

Such employees on a forty (40) hour workweek shall be paid the equivalent of forty (40) hours at their straight time hourly base rate of pay plus regular Shift Differential, if any, and any other regular hourly payments, for each week of vacation. Such employees who normally work more than twenty (20) but less than forty (40) hours per week (a part-time employee, should such be included in the bargaining unit during the life of this Agreement) shall be eligible for one-half the normal vacation entitlement (earned/accrued).

Eligibility

A. To qualify for vacation in the following year, an employee must be active on the payroll as of December 31. An exception to this requirement applies to those employees who are on approved Family and Medical Leave.

B. An employee reinstated from inactive status shall become eligible for vacation based on his or her anniversary date:

- An employee returning to work from January 1 through June 30 is eligible for earned vacation during the calendar year. Such employee must work three (3) continuous months before being eligible for vacation pay.
- An employee returning to work on or after July 1 is ineligible for vacation during the calendar year.

C. Employees hired directly by the Company to fill temporary positions (not hired as temporaries through contractors) who later become regular employees of the Company are eligible for vacation accrual retroactive to the beginning of their temporary employment with the Company.

D. An employee hired between January 1 and June 30 is eligible for 5 days of vacation during that calendar year. Such employee must work three (3) continuous months

before being eligible for vacation pay. An employee hired on or after July 1 is ineligible for vacation during the initial calendar year of employment. After the initial calendar year of employment, an employee can take vacation effective January 1 or upon three (3) continuous months of active service, whichever is later, based upon the above schedule.

E. Employees who are rehired as regular full time employees accrue vacation at the same rate as when they left employment if they were employed for one year of continuous service prior to separation and if the separation was for one year or less.

Scheduling of Vacations

A. Vacations, except in case of emergency (in which case special arrangements must be made by the employee with his department head), shall be taken at least one work week at a time.

B. In the event that an employee doesn't sign his weeks consecutively, the Company will go to the next employee in seniority who will be entitled to sign for his vacation.

C. Heads of departments shall schedule vacations annually as soon as practicable after the beginning of the year. Subject to the need to maintain the necessary complement of employees at all times, departmental employees shall have their choice of time for vacations in order of their seniority.

D. At an employee's request, an excused absence may be charged to vacation time to which an employee is then entitled.

Accumulating Vacations

Vacation time may not be accumulated from one year to the next, and vacations earned as of any January 1 must be liquidated by time off by December 31 of that same year, except that with the responsible manager's prior written approval, an employee may defer up to five days of vacation to the following calendar year.

Vacation Pay at Separation

An employee who quits, dies, retires or is discharged on or after any January 1 and without having received the vacation for which he became eligible upon such date, will be entitled to his vacation pay upon termination of employment. Any such payment due an employee who has died shall be made to the person designated as beneficiary on his group life coverage, if living, otherwise to the employee's estate. No employee leaving the employment of the Company during any calendar year shall be entitled to any vacation pay in the following year.

Pay in Lieu of Vacation

An employee with four weeks of vacation eligibility (including carry-over) may "sell back" one week of vacation after they have taken two weeks of vacation and carried over one week. Payout for such a week of worked vacation will occur in January of the following year.

Vacation During Illness, Disability, or Personal Leave of Absence

A. If an employee goes on paid sick leave or becomes unable to work because of

compensable occupational injury prior to the time his vacation is scheduled to commence, his vacation will be rescheduled later in the year, except that an employee on paid sick leave or Short Term Disability may, at his option, cease receiving sick pay or Short Term Disability pay and take his vacation as previously scheduled. The vacation of an employee who becomes ill or is injured after working his last shift prior to vacation will not be rescheduled, and he will not be eligible for any sick pay until such scheduled vacation has expired.

B. An employee on paid sick leave or Short Term Disability may, upon advance written request, elect at the end of the calendar year to cease receiving sick pay or Short Term Disability pay for any unused vacation period in order to avoid loss of vacation pay. An employee disabled as the result of a compensable occupational injury or who is receiving long term disability insurance payments at the end of a vacation year and is unable to work during any unused vacation period or take pay in lieu of vacation within the parameters specified within this article, will not receive pay for the vacation not taken, except as provided in Paragraph C below.

C. In the year in which an employee incurs an occupational injury or illness, after the application of up to one week vacation carry-over as specified within this article, the employee shall receive payment for any remaining unused vacation in an amount sufficient to make up the difference between what the employee received from workers' compensation insurance or Short Term Disability pay and the employee's regular straight time wages assuming a 40-hour work week.

D. An employee will earn vacation during approved personal leaves of absence on a prorated basis as follows:

- an employee on a PLOA of one full month to three full months will earn 75 percent vacation benefit for the following year, based upon the above schedule; and
- an employee on a PLOA of four to six months will earn 50 percent vacation benefit for the following year, based upon the above schedule.

Vacation at Retirement

Any employee who retires may elect to work during all weeks of any vacation to which he may be entitled in the year of retirement, and for each such week of vacation worked, shall receive with his final payroll check additional compensation in an amount computed on the same basis as is then employed in computing the compensation paid to other employees who work during one week of their vacation and take pay in lieu as specified within this article.

ARTICLE XII

Section 1 Work Away from Headquarters, Travel on Company Time, Meals

(a) Whenever an employee is assigned duties distant from his regular place of employment, he will be provided transportation or transportation expense between the assigned job and his regular place of employment or headquarters. If, in the opinion of his supervisor, it is impractical for the employee to return daily to his regular place of employment, the Company will provide suitable lodging and board near the place of such temporary employment. Except in cases of emergencies, employees required to stay away from home overnight will be given notice as soon as possible but not later than the day before. Under normal circumstances where employees are performing work which is not of an emergency nature, a light-duty Company vehicle, which is adequate to provide transportation, is assigned to the job and available, and the location of the work is within 50 road miles distance from the place at which the employees regularly report to work, the employees will not be required to stay out of town overnight, such travel to be on Company time. Customer Order Technicians will be provided by the Company \$7.00 for the purchase of the noon meal which will be added to the employee's payroll check for performing work that is outside of the employee's assigned service territory. Employees who are scheduled for a lunch period of no more than 30 minutes are not eligible to receive a noon meal allowance. Line Technicians and Service Technicians who are required to work through their established lunch period will be provided by the Company a \$7.00 meal ticket to be added to the employee's payroll check. Employees will be provided by the Company a \$7.00 meal ticket to be added to the employee's payroll check for meals outside normal working hours as provided under sections 1(b), 1(c) and 1(d) of this Article XII.

(b) Whenever planned work or emergency work begins more than two (2) hours prior to the employee's normal start time and continues into the employee's normal shift, or planned work or emergency work continues beyond the employee's normal shift end time more than two (2) hours.

(c) Whenever any employee or employees, after completing their normal working hours, are called out for extra work because of emergency or service interruption and required to work three (3) hours.

(d) For every five (5) hours of continuous work after the first meal ticket is provided until the employee is released from work.

Section 2 Work Away from Regular Place of Employment

No employee shall be required, except during emergencies, to stay away from his regular place of employment or headquarters for a continuous period of more than two weeks.

Section 3 Travel Time

For each trip authorized by the Company, between the places of work assigned and the regular place of work or headquarters, time required for travel shall be considered as time worked.

Section 4 Double Shift or Part Shift

Any employee who, after the completion of a regular shift of duty, is ordered to double shift, or part shift, shall not be denied the privilege of continuing his regular shift during any work week.

Section 5 Temporary Transfer

No employee who is performing a regular job attained by virtue of seniority shall be transferred by the Company to another location without the consent of the employee, except in case of temporary transfers not exceeding three months in duration or in case of emergency.

Section 6 Acting Supervisor

On a crew with three or more persons, whenever a regular supervisor in the classification of Line Supervisor, Service Supervisor, Substation Supervisor, Shift Engineer, Chief Electrician or Chief Meter Technician is on vacation or off the job for any cause, and another employee is ordered by the person to whom such supervisor reports (or, in his absence, such person's supervisor) to perform the work of a supervisor, the employee shall receive his regular rate of pay or the rate of pay of the supervisor, whichever is higher, during the period that the employee performs said work.

Section 7 Temporary Supervisor

When the Company combines two or more crews (to form a combined crew of four or more) for a project, unless a Supervisor A is assigned to the resulting work group, a Supervisor B will be temporarily promoted to Supervisor A for the period during which the crews are combined. If a crew normally consisting of four or more men, including the Supervisor, is reduced to a crew consisting of three men, including the Supervisor, the Supervisor A of that crew shall continue to receive the wage of a Supervisor A as long as he continues in the position of Supervisor of that crew.

Section 8 Two-Person Crew Premium

When two non-supervisory employees are assigned work to be performed without the direction of a supervisor and the work involves the installation, maintenance or operation of electric lines or equipment, the company may designate one of the employees to be in charge of the work to be performed. The employee designated to be in charge shall be paid a \$1.00 per hour premium over their regular rate of pay.

Section 9 Temporary or Emergency Work in Lower Classification

An employee ordered to perform work for the convenience of the Company, temporarily or in an emergency, in a lower classification, shall receive the rate of pay for the classification in which he is regularly employed.

Section 10 Furnishing of Tools

The Company will furnish all tools required by the employee for use in the performance of his normal work.

Section 11 Uniform Laundering

The Company will arrange uniform laundering for employees working out of their service territory for extended periods.

ARTICLE XIII

Section 1 Normal Work Week

The normal work week of employees covered by this Agreement shall consist of five days of eight hours each, Monday through Friday. Except during emergencies or during extraordinary circumstances, lunch hour shall not begin earlier than eleven (11:00) A.M. nor later than one (1:00) P.M., local standard time.

The Substation Department crews, Meter Department personnel, and Meter Reading personnel shall begin their workday at 7:30 a.m. and end at 3:30 p.m. These employees will be permitted to take a short break not to exceed 20 minutes to eat and not to begin earlier than ten (10:00) a.m. nor later than twelve (12:00) noon, local standard time.

The Line crews and Service Technicians shall begin their workday at 7:30 a.m. and end at 4:00 p.m. with a thirty (30) minute lunch period. Customer Order Technicians will continue to work the schedule of 8:00 a.m to 5:00 p.m. with a one (1) hour lunch period. The lunch period shall not begin earlier than (11:00) a.m. nor later than one (1:00) p.m., local standard time,

The Company may consider reasonable requests received from a majority of the members of a service crew to change the normal starting and quitting times, such decision to remain solely within the Company's discretion to exercise.

Section 2 Overtime, Rates of Pay

The wages of the aforesaid employees shall be computed on an hourly basis, equal to the employees' hourly rate as provided in Article XIV hereof. The basic wage shall consist of forty hours worked each week at the employee's hourly rate, and in addition to such basic wage, time and one-half shall be paid for all hours worked in excess of eight hours within any twenty-four hour period, or forty hours within a work week, whichever is greater, but in no case both; provided, however, said additional payment for work in excess of eight hours in any twenty-four hour period shall not be paid to any employee in a relief classification for work he performs while working his regular relief schedule.

Section 3 Division of Overtime

The Company will endeavor to divide overtime work, other than in an emergency, equally among the employees regularly assigned to that kind of work. An employee who cannot be contacted will not be charged with overtime which he would otherwise have worked. For overtime groups at various locations who so desire, an overtime record will be posted on the appropriate bulletin board.

Section 4 Overtime – Idle Holiday Counted as Time Worked

An idle holiday shall be counted as a day worked for determining weekly overtime.

Section 5 Pay Provisions for Change in Schedule and Partially Used Time

An employee who is scheduled or notified to report for work on a regular shift and does report for work at the time specified without having been given actual notice of change of schedule, shall receive full pay at his regular rate for his scheduled (non-overtime) hours on that day, even though idle or sent home early because of delay or shortage of materials or for other reasons beyond his control. This provision shall not apply in the event that:

- (a) Strikes or work stoppages by employees in the bargaining unit covered by this Agreement in connection with labor disputes interfere with the conduct of normal operations; or
- (b) An employee is not put to work or is released from work after having been put to work either at his own request or due to his own fault.

Section 6 Call Out Time

Employees called out for emergency work shall receive a minimum of two (2) hours' pay at one and one-half times their regular rate of pay for such work, except that if the employee begins such emergency work after midnight, but prior to the regular starting time of the first day shift, he shall be entitled to receive a minimum of three (3) hours' pay at one and one-half times his regular rate of pay for such work.

Employees called back within two (2) hours of being released from their regular shift, shall have their additional hours actually worked added to the hours worked before being released for the purposes of calculating overtime pay and total hours worked.

Employees called out for emergency work on a normal day off or on an observed Company holiday will receive a minimum of three (3) hours' pay at one and one-half times his regular rate of pay for such work.

Section 7 Planned Overtime on Off Day

An employee scheduled for planned overtime work on a day which would be a scheduled off day on his normal work schedule will receive a minimum of four (4) hours' pay at one and one-half times his regular rate of pay. Employees shall not, in order to be entitled to the four hours' minimum, be required to remain on the job for any longer than it takes to complete the planned work, including any work related to or arising from the planned work. On three-day weekends, the Company will not schedule planned overtime work on customer-owned facilities, except in the case of hospitals.

An employee making timely request may decline planned overtime; provided sufficient employees regularly assigned to and qualified to perform the work are available and willing to work.

Section 8 Minimum Rest Period

When in the opinion of the Company, an employee has worked such any extended period of time as to impair his effectiveness or present a hazard to his health or safety, or to the health and safety of fellow employees, he may be required by the Company to leave work for a rest

period of up to eight (8) hours. After sixteen (16) continuous hours worked an employee may request and will be granted a minimum rest period of eight (8) hours.

Such rest period shall be taken in its entirety unless the employee is requested and agrees to return to work before the expiration of such eight (8) hour rest period. If such rest period overlaps the employee's regular hours on a regularly scheduled work day, the employee shall be paid at his regular hourly rate of pay for the hours which overlap unless the rest period was initiated by the employee in accordance with this policy. If the rest period ends within two (2) hours or less of the end of the employee's regularly scheduled shift, the employee may either return to work at his regular hourly rate of pay or not return to work and forfeit the remaining hours in his shift.

An employee who is called out for emergency work and works at least sixteen (16) hours, and such emergency work continues beyond one-half ($\frac{1}{2}$) of the employee's regular shift, and the emergency is declared over as determined by the Company, that employee may request an eight (8) hour rest period and be paid at his regular hourly rate of pay for the hours remaining in his shift up to four (4) hours. If in this situation the employee chooses to continue to work the remainder of his shift and the Company agrees for him to work, he will continue to be paid double-time for the rest of his shift.

Section 9 Continuous Hours Worked (Time and one-half)

All continuous hours worked after the end of the employee's last previous regular shift by an employee during periods which commence more than eight (8) hours prior to the employee's next regularly scheduled starting time and continue into his regular hours on a regularly scheduled work day shall be paid at one and one-half (1-1/2) times the employee's regular hourly rate of pay if the employee completes his regular shift on such work day; provided, however, if the emergency situation (or other cause for his presence outside his normal working hours) should end during the employee's regularly scheduled shift of duty, and he is offered the opportunity to leave work, he may either leave work at that time (without loss of the time and one-half treatment for such continuous hours worked) or complete the remainder of his regular shift at his regular hourly rate of pay. During the continuation of an emergency situation as determined by the Company, for pay purposes, the continuity of the employee's work shall not be considered to be broken by short breaks for meals, refreshments, or rest periods authorized by his supervisor.

An employee who is called out for emergency work more than four (4) hours before his regular starting time and who completes such work within two (2) hours of his regular starting time and is thereafter released from duty, shall continue to be paid at the appropriate overtime rate until his normal starting time. He will be paid his normal straight-time rate of pay for working his normal shift.

Section 10 Daylight Savings Time

An employee working a regularly stated schedule at the time the change is made to Daylight Saving Time (normally in the spring) and who only actually works seven (7) hours instead of his normal eight (8) because of the change shall receive pay for his normal eight (8) hours. An employee working a regularly stated schedule at the time the change is made from Daylight Saving Time (normally in the fall) and who actually works nine (9) hours because of the change, shall receive pay at the established premium rate for the ninth (9th) hour.

Section 11 Continuous Hours Worked – (Double-time)

An employee who works more than sixteen (16) continuous hours shall be paid two (2) times his hourly wage rate for all such hours worked.

Section 12 On-Call

Each employee who serves in a weekly On-Call status will be paid eighty-five dollars (\$85.00) per week. If an employee works on service calls outside his normal scheduled workday during his On-Call week, he will be paid for such time worked in accordance with Article XIII-Overtime. The eighty-five dollars (\$85.00) weekly On-Call pay is provided to compensate the employee for the interruption of lifestyle being on-call contains. The on-call employee, in exchange for the eighty-five dollars (\$85.00), agrees to remain available and fit to respond to call outs during the week they serve as the On-Call person.

Eligibility:

All employees in the area who are classified as:

- Service Technician A
- Line Technician A
- Line Supervisor B
- Service Technician B with at least two years in classification as a Technician B
- Line Technician B with at least two years in classification as a Technician B

Areas to be staffed with an On-Call person:

- Harlan
- Pineville
- London
- Somerset
- Norton
- Pennington Gap

On-Call Staffing:

Each area will implement their own system of determining their On-Call person, with emphasis on volunteerism but with an objective of sharing the workload. At least on a weekly basis, the Union will provide to management the name of the employee designated to be on-call for each area.

Dispatcher's Priority

Dispatcher's will make the first call to the Service Technician who is assigned to the area where the service is needed. Service Technicians must give advance notice to their supervisor prior to the end of their shift if they will be unavailable or unable to respond. In those situations, the first call will go to the "On-Call" person for that area. Otherwise, the second call will go to the "On-Call" person for that area. If the Union and management in an area agree, the first call will go to the "On-Call" person.

If an employee serves in an On-Call status for service calls for less than one (1) week, he will be paid one (1) hour's pay at his appropriate overtime rate in addition to time spent on any service calls for each day he serves in an On-Call status for service calls.

Customer Order Technicians

The Company reserves the right to determine if and when Customer Order Technicians will be assigned to on-call.

Section 13 Emergency Electric Restoration for Another Utility

An employee who performs emergency electric restoration work for another utility will be paid one and one half (1-1/2) times his hourly rate for the first eight (8) hours worked in any one day.

An employee who performs emergency electric restoration work for another utility will be paid two (2) times his hourly wage rate for all hours worked over eight (8) in any one day. This two (2) times his hourly wage rate provision does not apply when such work is performed for Kentucky Utilities or Old Dominion Power.

ARTICLE XIV

Classification of Schedule "A"

It is agreed that wage rates for the several classifications of work shall be established in accordance with the work classifications and progression schedule attached hereto and made a part hereof, marked Schedule "A" for identification, and that the application thereof shall be in the following manner: Whenever an employee is promoted to a classification having a higher starting rate, he shall receive the starting rate of the new classification, or if such starting rate represents an increase in pay of less than five cents (5¢) per hour, he shall receive the rate of the new classification applicable (After One Year). In the event such employee is promoted to a new classification at a higher rate than the starting rate, he shall progress as though he had already worked the period required by the preceding steps of the classification.

An employee who successfully bids between the Line Technician C, Service Technician C, or Meter Technician C classifications will retain the employee's rate and time in progression steps.

Payroll periods will be on a bi-weekly basis with employees being paid every other Friday.

ARTICLE XV

Section 1 Sick Leave, Group Insurance, Survivors Insurance, Service Annuity, Medical Care Plan, Employee Savings Plan, Employee Assistance Program, Dependent Care Assistance Plan, Dependent Life Insurance Plan

During the term of this Agreement the Company will provide the existing or no less favorable sick leave, group life insurance, long-term disability insurance, retirement annuity and medical, including post-retirement medical insurance benefits, dental assistance program, employee savings plan, employee assistance program, dependent care assistance plan, and dependent life insurance plan for members of the bargaining unit as are provided for other full time employees of the Company. The details of such benefits shall be as specifically provided in master plan documents or insurance contracts covering the terms of such plans. The Company will furnish identification cards for medical purposes. The Company will furnish each employee annually the amount of accumulated sick leave.

The Company will assume an increase of 4% in each year of the Contract in medical and hospitalization expense per employee. To the extent this expense increases over 4% the employees will absorb increases up to the next 4%. Should the total increase exceed 8%, the Company and the employees will equally share in the balance of that expense.

Section 2 Funeral Leave

Funeral leave is paid for a maximum of five days for Immediate Family Members who include: spouse, child, step-child, or parent or step-parent.

Funeral leave is paid for a maximum of three days for Other Family Members who include: brother, sister, grandparents, grandchildren, parents-in-law, sons-in-law, daughters-in-law, spouses of the employee's brothers or sisters, employee's spouse's brothers, sisters, parents and grandparents, step relations of the preceding, or any relative living with the employee.

Such days shall be consecutive work days and shall not extend beyond the day following the funeral, except in the case of the death of an Immediate Family Member in which case such days may extend to the second day following the funeral, and shall be conditioned on the employee's attendance at the funeral. Payment will not be made for any day during such three-day period on which the employee would not otherwise work.

Employees will not be paid for unused funeral leave.

Should the employee need to be absent on a normal scheduled day or days, other than those for which payment is provided above, the employee may elect to take such day or days as vacation time, provided he is then entitled to sufficient vacation time which he has not utilized by time off or for which he has not been paid.

Payment shall be made on the next pay day after receiving notice in writing from the employee and (a) the name of the deceased person and relationship to the employee, and (b) the date and location of the funeral.

ARTICLE XVI

Bulletin Boards for Union Use

At all places where the Company now has bulletin boards, the Company will in the exercise of its discretion either furnish space on said bulletin boards or furnish nearby space upon which the Union may erect its own bulletin boards, of a size not larger than the Company's bulletin boards.

The Union agrees that it shall confine such posted notices to information concerning Company-Union relations and matters of concern to Union members. The Union further agrees it shall not post any notices that are derogatory or inflammatory in nature. All such notices shall be submitted to the Manager Human Resources for review prior to posting.

ARTICLE XVII

No Discrimination

There shall be no discrimination in the administration of this Agreement with regard to race, color, religion, national origin, age, sex, disability or veteran status.

ARTICLE XVIII

Notice of: Changes, Modifications, or Terminations Effective Date, Termination Date

Within the period of one hundred twenty (120) days prior to expiration date of Agreement; either party hereto may request the other to meet for the purpose of negotiating modifications to this Agreement or negotiating a new agreement, to become effective on the expiration of this Agreement. The parties agree to meet within twenty (20) days of such request and to bargain in good faith thereafter, as required by Section 8(a)(5), (b)(3) and (d), of the Labor Management Relations Act of 1947, as Amended.

This Agreement shall become effective as of the date set forth at the commencement hereof and shall continue in full force and effect from that date until August 1, 2012, unless changed or modified by mutual consent, and shall automatically be extended from year to year thereafter unless either party at least sixty (60) days prior to the expiration of this Agreement or any extension thereof shall serve upon the other party written notice that the same shall not be renewed at the applicable expiration date.

Notwithstanding the other provisions of this Article, the Company and the Union may reopen the Wage Scale, of this agreement for the purpose of negotiating wage rates to become effective August 1, 2010, and again reopen the wage scale of this agreement for the purpose of negotiating wage rates to become effective August 1, 2011 provided that neither the Company nor the Union may require the other to negotiate concerning any term other than the wage rates to be effective August 1, 2009, August 1, 2010 or August 1, 2011. This Agreement will be reopened for such purposes only if the Company or the Union actually delivers to the other, not later than July 1, 2010 or July 1, 2011, written notice of intent to reopen. Failing receipt by the Company or the Union, on the date specified, of such written notice to reopen, this Agreement shall continue in full force and effect through August 1, 2012, and the wage rates in effect as of midnight July 31, 2010, shall continue in full force and effect for the duration of the Agreement. If this Agreement is reopened in accordance with the provisions of this paragraph, and the parties have not reached an agreement by midnight July 31, 2010 or 2011 as appropriate, this Agreement shall be suspended and the Company and the Union shall have the same rights and obligations as they would have possessed had the Agreement expired, provided that neither the Company nor the Union may require the other to negotiate concerning any term other than the wage rates to be effective August 1, 2010 or August 1, 2011 as appropriate.

Service of the above notices on the Union shall be deemed sufficient by depositing the notice, signed by the Corporate Manager Labor Relations of the Company, in the United States Mail, registered or certified, and addressed to Local No. 2100, International Brotherhood of Electrical Workers, AFL-CIO, 10400 Dixie Highway, Louisville, Kentucky 40272.

Service of the above notices on the Company shall be deemed sufficient by depositing the notice, signed by a Business Manager of the Union, in the United States Mail, registered or certified, and addressed to the Corporate labor relations manager, E.ON U.S., LLC, 220 West Main, P.O. Box 32020, Louisville, Kentucky 40232.

IN TESTIMONY WHEREOF, Union and Company have caused their respective names to be hereunto subscribed by their duly authorized officers and seven copies of this Agreement to be executed, each to have the force and effect of an original, this _____ day of _____, 2009.

KENTUCKY UTILITIES COMPANY

Witness:

For the Company:
E.ON U.S. LLC

For the Union:
**International Brotherhood of
Electrical Workers
Local 2100**

Paula Pottinger, SVP Human Resources

Curtis Stratton, President/Business Mgr

Joe Moyers, Mgr. Labor Relations

Mike Goodin, Committee Member

Stewart Spradlin, Manager Ops Center

Danny Morrison, Committee Member

Don Thorn, Mgr Meter Shop Ops

Greg Purvis, Committee Member

Angie Gosman, HR Manager

Jonathan Roberts, Committee Member

Kevin Adams, Committee Member

Todd Rand, Committee Member

SCHEDULE "A"

WAGE RATES, HOURLY RATED CLASSIFICATIONS EFFECTIVE JULY 19, 2009 APPLICABLE TO LOCAL UNION 2100, INTERNATIONAL BROTHERHOOD OF ELECTRICAL WORKERS, AFL-CIO, OF KENTUCKY UTILITIES COMPANY AND OLD DOMINION POWER COMPANY.

It is agreed that wage rates and applications thereof for the several classifications of work shall be established in accordance with the following schedule.

Any new employee, upon producing evidence satisfactory to the Company of previous experience in the classification in which he is being employed shall be given credit for such experience, except that he shall not start higher than the "After One Year" step, and in such event shall receive the "After Two Years" step after one year's continuous employment. However, if after employment, he demonstrates that he has the knowledge, skill and ability equivalent to that of an employee who has had two (2) years' experience in the classification, he shall receive the "After Two Years" step beginning with the first payroll period commencing after sixty (60) days of employment.

Any employee, other than a supervisor, who is designated by the Company to keep time of crews and/or record of material used by the crews, shall, in addition to his regular wage, receive \$15.00 per month during the first year he is so designated, \$20.00 per month during the second year, and \$30.00 per month thereafter as compensation for the satisfactory performance of these duties.

The following rates are applicable to all employees working normally on the day shift from 8:00 a.m. to 4:00 p.m.

To employees normally working on the second shift (generally 4:00 p.m. to 12:00 midnight), add fifty cents (50¢) per hour to the following rates.

To employees normally working on the third shift (generally 12:00 midnight to 8:00 a.m.), and to swing and relief shift employees, add sixty-seven cents (67¢) per hour to the following rates.

Employees who have been assigned a regular schedule of work which includes work on Sunday pursuant to an approved payroll authorization specifying such schedule shall receive a Sunday work premium of ninety-five cents (95¢) per hour in addition to their straight time and shift premium rates.

Classification	WAGE SCALE		
	First Year In Classification	After One Year in Classification	After Two Years in Classification
Chief Electrician	\$30.96	\$32.70	\$35.25
Chief Meter Technician	\$35.25	\$35.25	\$35.25
Technician	\$28.52	\$30.10	\$31.95
Laborer – General	\$17.44	\$18.62	\$19.82
Line Technician A	\$28.52	\$30.10	\$31.95
Line Technician B	\$24.17	\$25.20	\$26.90
Line Technician C	\$21.08	\$22.36	\$24.05
Meter Technician A	\$28.52	\$30.10	\$31.95
Meter Technician B	\$25.34	\$26.53	\$27.87
Meter Reader (Note 4)	\$24.17	\$25.20	\$26.90
Operator, Coal Equipment	\$28.13	\$29.76	\$31.54
Unit Operator	\$32.05	\$32.66	\$33.22
Unit Operator Assistant	\$29.76	\$30.52	\$31.95
Line Supervisor B (Note 1)	\$33.48	\$33.48	\$33.48
Service Technician A	\$28.52	\$30.10	\$31.95
Service Technician B	\$24.17	\$25.20	\$26.90
Service Technician C	\$21.08	\$22.36	\$24.05
Shift Engineer	\$31.51	\$33.05	\$35.25
Substation Supervisor B	\$33.48	\$33.48	\$33.48
Substation Technician A	\$28.52	\$30.10	\$31.95
Substation Technician B	\$24.17	\$25.20	\$26.90
Trainee A (Note 2)	\$21.69	\$21.69	\$21.69
Trainee B (Note 3)	\$20.39	\$20.39	\$20.39
Customer Order Technician	\$17.79	\$18.97	\$20.18
Semi-Skilled Laborer	\$24.17	\$25.20	\$26.90

- Note 1 - Applicable to supervisor of crews normally consisting of three employees, including the supervisor.
- Note 2 - Applicable to employees who have been selected for and are in training for Meter Reader, Semi-Skilled Technician, Substation Technician B, or any other classification having a first year hourly rate in excess of the Trainee A hourly rate. A trainee in this category will be assigned to the classification for which he is training at the end of six (6) months, if he is then qualified, or, if not, as soon thereafter as he becomes qualified.
- Note 3 - Applicable to employees who have been selected for and are in training for Line or Service Technician C, only. A trainee in this category will be assigned to the classification for which he is in training at the end of six (6) months, if he is then qualified, or, if not, as he becomes qualified.
- Note 4 - New hires entering the Meter Reader classification on or after August 1, 2003 will be paid the Service Specialist wage scale.

AGREEMENT

The Kentucky Utilities Company/Old Dominion Power Company and the International Brotherhood of Electrical Workers, Local 2100, agree as follows:

1. On the jobs where Management and the IBEW employees in Substation Construction & Maintenance (SC&M) both agree that it would be beneficial, a four (4) days, ten (10) hours per workday schedule (four/tens) will be allowed. On such jobs, the IBEW employees' agreement will be based on a majority of the SC&M employees voting in favor of working four/tens.
2. When working four/tens, overtime will be paid for work beyond ten (10) hours in one day or forty (40) hours in one week notwithstanding the provisions of Article XII, Section 2.
3. Vacation entitlement as described in Article XI shall be converted to straight-time hours for employees working a four/tens schedule. Therefore, employees on such a schedule taking one (1) week's vacation shall receive payment for four (4) days, ten (10) hours per day.
4. Vacations shall normally be scheduled in periods of one (1) full week or more. Shorter periods of vacation will be allowed in accordance with the provisions of Article XI, Scheduling of Vacations. The wages the Company shall pay during a period of vacation of less than one (1) full work week shall be computed on the basis of a ten (10) hour day. Thus, employees on a four/tens work schedule taking periods of vacation of less than one (1) full week shall receive ten (10) hours of pay per day providing they have at least ten (10) hours of vacation entitlement remaining.
5. A four/tens schedule will not be allowed for weeks during which a Company-wide holiday is recognized.
6. Employees utilizing a floating holiday or Personal Leave Day while working a four/tens schedule shall receive eight (8) hours of straight-time pay at the applicable rate. Additionally, the employee may elect to utilize two (2) hours of vacation entitlement.
7. Employees utilizing a sick leave day while working a four/tens schedule shall receive ten (10) hours of straight-time pay at the applicable rate.
8. Employees on a four/tens schedule will be entitled to ten (10) hours of straight-time pay for each day of funeral leave entitlement.
9. It is also agreed that the Union will not process or pursue any grievance or claim that may arise from this agreement unless it involves enforcement of the terms and conditions herein.
10. This agreement is strictly non-precedential and shall not be used in any arbitration case unless the subject of the case involves enforcement of the terms and conditions herein.

Current KU USW Contract

**COLLECTIVE BARGAINING AGREEMENT
BETWEEN**

**EARLINGTON OPERATIONS,
AREAS 1 (PARKWAY) AND 2 (GREEN RIVER)
OF KENTUCKY UTILITIES COMPANY**

AND

**THE UNITED STEEL, PAPER AND FORESTRY,
RUBBER, MANUFACTURING, ENERGY,
ALLIED INDUSTRIAL AND
SERVICE WORKERS INTERNATIONAL UNION**

*** * ***

Effective

February 1, 2012

to

August 1, 2014

CONTENTS

ARTICLE I	PURPOSE AND INTENT.....	1
	1.1 Purpose and Intent	1
	1.2 Periodic Meetings	1
ARTICLE II	SCOPE OF AGREEMENT	2
	2.1 Recognition.....	2
	2.2 No Discrimination	3
	2.3 Contracting Out	3
	2.4 No-Strike Clause.....	4
	2.5 No Lock-Out Clause	5
	2.6 Restraining Orders and Injunctions	5
	2.7 Picket Line	5
	2.8 Visitation.....	5
	2.9 Supervisors Working	5
	2.10 Copies of Agreement	6
ARTICLE III	UNION SECURITY	7
	3.1 Union Security	7
	3.2 Check-Off	7
	3.3 Law	8
ARTICLE IV	MANAGEMENT	9
ARTICLE V	HOURS OF WORK	10
	5.1 Normal Work Schedule	10
	5.2 Sufficient Rest Time/Balance of Shift.....	11
	5.3 Lunch Period.....	11
	5.4 Wash Up Time	11
	5.5 Daylight Saving Time.....	11
	5.6 Continuation of Regular Shift Duties	12
	5.7 Reporting Time	12
	5.8 Emergency Call-Out	12
	5.9 Planned Overtime	13
	5.10 Standby Pay	13
	5.11 Emergency Electric Restoration for Another Utility.....	14
ARTICLE VI	OVERTIME.....	15
	6.1 Purpose	15
	6.2 Overtime Pay	15
	6.3 Non-Duplication	16

6.4	Cooperation	17
6.5	Overtime Distribution	17
6.6	Green River Power Station Operating Groups Overtime Work	19
ARTICLE VII	HOLIDAYS	24
7.1	Holidays	24
7.2	Holiday Work	25
7.3	Eligibility	26
7.4	Holiday During Vacation	26
7.5	Holiday During Sick Leave	26
ARTICLE VIII	VACATIONS	27
8.1	Amount of Vacation	27
8.2	Eligibility	27
8.3	Scheduling of Vacations	28
8.4	Accumulating Vacations	29
8.5	Vacation Pay at Separation	29
8.6	Pay in Lieu of Vacation	29
8.7	Vacation During Illness or Disability or Personal Leave of Absence	30
8.8	Vacation at Retirement	31
ARTICLE IX	SENIORITY	32
9.1	Seniority Recognition	32
9.2	Definitions	32
9.3	Seniority List	33
9.4	Probationary Employees	33
9.5	Termination of Seniority	33
9.6	Compensable Disability	35
9.7	Identical Hiring Dates	35
9.8	Temporary Employees	35
ARTICLE X	REDUCTION AND RESTORATION OF FORCES	37
10.1	Permanent Layoff	37
10.2	Rates on Demotion	38
10.3	Notice of Recall	38
10.4	Restoration of Forces	38
10.5	Notification of Layoff	38
10.6	Retention of Officers and Committee	39
ARTICLE XI	EMPLOYMENT FOR HANDICAPPED EMPLOYEE	40
ARTICLE XII	GRIEVANCE PROCEDURE	41

12.1	Grievance Procedure.....	41
12.2	Grievance Meetings	42
12.3	Grievance Committee	43
12.4	Time Limits	44
12.5	Calculation of Time	44
12.6	Group Grievances	44
12.7	Union Grievances	44
12.8	Expedited Procedure.....	45
12.9	Extension of Time Limits	45
ARTICLE XIII	ARBITRATION PROCEDURE	46
13.1	Arbitration Procedure	46
13.2	Arbitration Hearing.....	46
13.3	Duties of the Arbitrator.....	46
13.4	Costs of Arbitration	47
13.5	Arbitrator's Decision.....	47
ARTICLE XIV	DISCIPLINARY SUSPENSION AND DISCHARGE.....	48
ARTICLE XV	TEMPORARY ASSIGNMENTS AND PERMANENT JOB VACANCIES	49
15.1	Temporary Assignments.....	49
15.2	Permanent Job Vacancies	49
A.	Policy	49
B.	Posting Procedure	49
C.	Bid by Absentee.....	50
D.	Bidding Limitation.....	50
E.	No Qualified Applicants	51
F.	Hiring Experienced Employees	51
G.	Reclassification.....	51
H.	Training.....	51
I.	Return to Former Classification.....	52
J.	Residence Requirements.....	52
ARTICLE XVI	ABSENCES AND LEAVES OF ABSENCE.....	54
16.1	Absences	54
16.2	Disability Leave.....	54
16.3	Personal Leave.....	54
16.4	Return To Work.....	55
16.5	Early Termination	56
16.6	Pregnancy Leave.....	56
16.7	Leave For Union Business.....	56
16.8	Periodic Payments	56
16.9	Fraud	57

ARTICLE XVII	ALLOWED TIME.....	58
	17.1 Funeral Pay	58
	17.2 Military Training or Temporary Duty	59
	17.3 Jury Duty	60
	17.4 Sick Leave Plan	60
	17.5 Personal Days	61
	17.6 Accumulated Sick Leave	62
ARTICLE XVIII	HEALTH AND RETIREMENT BENEFITS.....	63
	18.1 Employee Savings Plan.....	64
	18.2 Retiree Medical Insurance.....	64
	18.3 Retirement Income Benefits.....	65
ARTICLE XIX	TRANSFER OUT OF THE BARGAINING UNIT.....	65
	19.1 Permanent Transfer.....	66
	19.2 Temporary Transfer	66
ARTICLE XX	WAGES	67
	20.1 Hourly Wages	67
	20.2 Shift Differential.....	67
	20.3 Sunday Differential.....	68
	20.4 Pay for Work Performed.....	68
ARTICLE XXI	TWO-PERSON CREW PREMIUM	69
ARTICLE XXII	EMPLOYEES WORKING AWAY FROM THEIR REGULAR PLACE OF EMPLOYMENT.....	70
	22.1 Transportation and Lodging	70
	22.2 Meals.....	70
ARTICLE XXIII	RETIREMENT.....	72
ARTICLE XXIV	BULLETIN BOARD.....	73
ARTICLE XXV	SHIFT PREFERENCE	74
ARTICLE XXVI	SUCCESSORSHIP.....	76
ARTICLE XXVII	MOVING EXPENSES	77
ARTICLE XXVIII	LAUNDRY.....	78
ARTICLE XXIX	SAFETY AND HEALTH.....	79

ARTICLE XXX CONFLICT WITH LAW80

ARTICLE XXXI ENTIRE AGREEMENT81

ARTICLE XXXII TERMINATION.....82

EXHIBIT A85

MEMORANDUMS OF AGREEMENT88

LETTER OF UNDERSTANDING GREEN RIVER GENERATING STATION.....

AGREEMENT

THIS AGREEMENT entered into this 1st day of February, 2012, by and between EARLINGTON OPERATIONS, AREAS 1 (PARKWAY) AND 2 (GREEN RIVER) OF KENTUCKY UTILITIES COMPANY (hereinafter called "Company") and the UNITED STEEL, PAPER AND FORESTRY, RUBBER, MANUFACTURING, ENERGY, ALLIED INDUSTRIAL AND SERVICE WORKERS INTERNATIONAL UNION (hereinafter called "Union"). Except as otherwise expressly provided herein the provisions of this Agreement shall be effective as of February 1, 2012.

ARTICLE I

PURPOSE AND INTENT

1.1 Purpose and Intent

It is the purpose and intent of the parties to set forth herein the agreement between the parties covering rates of pay, hours of work and conditions of employment for employees in the unit for which the Union has been certified by the National Labor Relations Board as exclusive bargaining representative; to promote harmonious industrial and economic relationships between the Company and its employees in an atmosphere of mutual respect and understanding to the end that there shall be no interruption of, interference with, or impeding of work during the life of this Agreement, and to provide procedures for the equitable adjustment of grievances.

1.2 Periodic Meetings

Upon mutual agreement, the parties agree to meet on the reasonable request of either party at times which should be least disruptive to the Company's operations. Such meeting shall not be for the purpose of conducting collective bargaining negotiations but shall be for the sole purpose of appraising any problem which may have arisen in the application, administration or interpretation of this Agreement or of the problems of general concern to either party. Therefore, such meeting shall not modify, add to, or detract from the provisions of this Agreement. If such meeting is requested by the Company, it will pay employees for time lost.

ARTICLE II

SCOPE OF AGREEMENT

2.1 Recognition

The Company hereby recognizes the Union as exclusive representative for the purpose of collective bargaining with respect to rates of pay, wages, hours of employment and

other conditions of employment for employees in its Earlington Operations, Areas 1 (Parkway) and 2 (Green River), included in the unit for which the Union has been certified by the National Labor Relations Board on September 17, 1976, in Case No. 9-RC-11595, namely:

All production and maintenance employees of the Employer employed in the Employer's Earlington Operations, Areas 1 (Parkway) and 2 (Green River), including servicemen, linemen, metermen, patrolmen, chief electricians, groundmen and truck drivers, but, excluding business development and home demonstration employees, right-of-way solicitors, shift engineers, line foremen A, service foremen A, line foremen B, service foremen B, the chief electricians employed at the Green River Generating Station, the chief mechanic, the coal yard foreman, the chemist, and assistant chemist, all engineering and professional employees, office clerical employees, guards and supervisors. The Term "supervisor" means any individual having authority, in the interest of the employer, to hire, transfer, suspend, lay off, recall, promote, discharge, assign, reward, or discipline other employees, or responsibly to direct them, or to adjust their grievances, or effectively to recommend such action, if in connection with the foregoing the exercise of such authority is not of a merely routine or clerical nature, but requires the use of independent judgment.

The Company also recognizes the Union as the collective bargaining agent for the employees of new plants built or new service areas established, whose operations are consolidated with the operations of the Earlington Operations, Areas 1 (Parkway) and 2 (Green River) and who perform the same classifications or nature of work as those employees covered by this Agreement.

The employees in such bargaining unit and represented by the Union and covered by this Agreement are hereinafter referred to as "employees" or individually as "employee."

The Union makes this Agreement in its capacity as exclusive bargaining representative of the employees. As the representative of the employees, the Union may process grievances through grievance procedure, including arbitration, in accordance with the provisions of this Agreement, or adjust or settle the same.

2.2 No Discrimination

There shall be no discrimination in the administration of this Agreement with regard to race, color, religion, national origin, age, sex, disability, veteran status, or because of the exercise by an employee of his rights as a member or representative of the Union. The terms "he" or "his" as used in this Agreement shall apply to both male and female employees.

2.3 Contracting Out

It is agreed that the Company has historically from time to time contracted out work, examples of which are set forth below, which practice may continue. The Company agrees, however, that except for work historically contracted out, and work of a similar nature, it will not subcontract any work historically and principally performed by employees covered by this Agreement as a part of their normal duties if such subcontracting shall cause the reduction of schedule of employees qualified to perform the work. Such work which the Company has historically contracted out includes but is not necessarily limited to:

- Blacktopping
- Sandblasting and metal spraying
- Acid clean boilers
- Non-destructive testing (turbine equipment and boiler tubing, generators)
- Painting
- Insulating
- Tree trimming
- Conveyor belt vulcanizing
- Unloading frozen coal
- Railroad track maintenance and repair
- Large vacuum equipment, removal of fly ash, etc.
- Construction work:
 - Foundation work
 - Piping installation
 - Earth moving equipment and river dredging

Unloading and/or erecting heavy equipment
Electrical contracts (new construction)

Service Engineers:

Turbine overhaul supervision
Safety valve maintenance/repair supervision
Soot blower maintenance/repair supervision
Mobile equipment maintenance/repair

Maintenance work:

Major boiler repairs

Major condenser repairs
Specialized major turbine repairs, generator repairs
General maintenance at Green River
Power Station when peak work load exceeds
capacity of bargaining unit personnel
Surveying
Fabrication of replacement parts at outside service shops
Motor rewinding work completed at outside service shops
Contract hauling

Service Contracts:

Elevators
Portable restroom facilities
Street lighting maintenance
Building transmission, distribution lines, substations
Pole setting
Pole inspections
Substation foundation, site preparation
Crane service, hauling heavy equipment
Substation fencing
Bus insulator cleaning
Janitorial and Custodial Work

The Company agrees that, other factors being basically equal i.e. price, availability, qualifications, etc, contractors who employ Union members will be given consideration. It is understood that this provision in no way creates 3rd party beneficiary status for any individual contractor.

2.4 No-Strike Clause

During the term of this Agreement, employees, the Union, its officers, representatives, and members shall not take part in, cause, authorize, instigate, aid, sanction, encourage, condone or

ratify any strike, slow-down, sit-down, stoppage of work, boycott, picketing, or other interference with, or interruption of Company operations or the work and business of the Company. The Union and its representatives will exert every effort to cause employees covered by this Agreement who participate in any such activities to desist therefrom. Failure or refusal on the part of any employee to comply with the provisions of this Article shall be cause for appropriate disciplinary action, including suspension or discharge.

2.5 No Lock-Out Clause

During the term of this Agreement the Company will not cause or engage in any lock-out of its employees.

2.6 Restraining Orders and Injunctions

Nothing in this Article or elsewhere in this Agreement shall be deemed or construed to preclude the Company from enforcing the provisions of Section 2.4 in any court of competent jurisdiction, and such court shall not be precluded by any provision of this Agreement from entertaining any such suit for violation of said Section and granting all appropriate injunctive relief. An equal right to seek judicial relief is retained by the Union should the Company, in its opinion, violate the provisions of Section 2.5.

2.7 Picket Line

Although it is a recognized obligation on the part of both the Company and the Union to cooperate in maintaining a continuous and dependable public service, it shall not be a violation of this Agreement, nor cause for discharge or disciplinary action, for an employee as an individual matter to decline to cross a picket line at premises other than premises of the Company where loss of Company property or injury to the employee is threatened.

2.8 Visitation

A duly identified and authorized representative of the Union shall, upon due advance arrangement, be granted access to Company premises for the purpose of investigating problems with which he is properly concerned in the administration of this Agreement. Union activity as permitted herein does not include Union business of an internal nature which does not involve the Company.

2.9 Supervisors Working

Supervisors will not displace qualified available employees in the bargaining unit by performing work regularly performed by them. Nothing, however, shall limit the performance of bargaining unit work by personnel outside the bargaining unit of work which such personnel have previously performed and similar work, or under any of the following circumstances:

In the instruction and training of employees.

In relief, or to replace an absent employee, or to accomplish work which bargaining unit employees have been permitted to decline.

To perform work requiring skills or abilities not available among employees.

In the event of breakdowns or emergencies, or to help straighten out problems.

At locations or in crews where there are three (3) or less bargaining unit employees.

In developmental work on, or testing of, equipment, products, services, or methods.

In non-overtime situations.

By service supervisors, service managers, chief electricians, and coal yard supervisors.

2.10 Copies of Agreement

The Company shall arrange to have copies of this Agreement printed in booklet form, and the Company and the Union shall share the printing cost in proportion to the number of copies that each orders for its own use.

ARTICLE III

UNION SECURITY

3.1 Union Security

All present employees of the Company covered by this Agreement who on the date of execution of this Agreement are members of the Union and those who become members during the life of this Agreement, shall, as a condition of continued employment, remain members in good standing for the term of the Agreement to the extent of paying the periodic dues uniformly required of all Union members as a condition of retaining membership. All employees covered by this Agreement who are hired by the Company after the date of execution of this Agreement shall, as a condition of continued employment, become members of the Union at the completion of their probationary period and remain members in good standing for the term of this Agreement to the extent of paying the initiation fee and the periodic dues uniformly required of all Union members as a condition of retaining membership.

3.2 Check-Off

The Company, where so authorized and directed by the employee in writing upon an authorization form meeting all requirements of law, will deduct from the wages of such employee Union dues in the amount(s) authorized by such employee, and as specified by the International Secretary-Treasurer, on one of such forms. Such deductions of regular monthly dues for a particular month shall be made from the first pay period of the succeeding month and shall be forwarded monthly to the International Secretary-Treasurer. In the event an employee has insufficient earnings due during the first pay period of any month, then such deduction shall be made from the first pay period thereafter in which the employee has sufficient earnings from which the deduction can be made. The Company will permit a Union designated representative to be introduced to a new employee after completion of his probationary period for a brief orientation at a time when it does not interfere with the duties of either.

The Company, where so authorized and directed by the employee in writing upon an authorization form meeting all requirements of law, will deduct from the wages of such employee political action committee contributions in the amount(s) authorized by such employee on one of such forms.

3.3 Law

This Article is intended to comply with the provisions of State and Federal law, and nothing herein contained shall require the Company to take any action in violation thereof. The Union agrees to indemnify and save the Company harmless from any claims, demands, suits or other forms of liability arising out of any action taken by the Company in compliance with this Article.

ARTICLE IV **MANAGEMENT**

Except to the extent expressly abridged or limited by a specific provision of this Agreement, the Company reserves and retains, solely and exclusively, all of its inherent rights, functions and prerogatives of management as such rights, functions and prerogatives existed prior to the certification of the Union or the execution of this Agreement. Such rights, functions and prerogatives include, but are not limited to, the Company's right to establish, continue and change, from time to time, policies, practices and procedures for the conduct of the business; to determine products to be manufactured or sold and services to be rendered; to determine the number, location and types of its operations and the methods, processes, services and materials to be employed; to institute, change, curtail or discontinue facilities, processes, service methods, equipment, machinery, methods of production or operations; to subcontract; to assign work to employees in accordance with requirements determined by the Company; to make and enforce reasonable rules for the maintenance of discipline; to suspend, discharge or otherwise discipline employees for just cause; and otherwise to take such measures as the Company may determine to be necessary for the orderly, safe and efficient conduct of the business. Recognizing the desirability of avoiding any impediment to the exercise by the Company of its management rights, functions and prerogatives in a manner beneficial to the employees, it is agreed that no such right, function or prerogative shall be limited by any practice or course of conduct or otherwise than by the express provisions of this Agreement.

ARTICLE V
HOURS OF WORK

5.1 Normal Work Schedule

A. Except for employees at the Green River Power Station, the normal work schedule for full time employees will consist of five (5) consecutive days of eight (8) consecutive hours of work (interrupted only by an unpaid lunch break) Monday through Friday. The normal work schedule for full time employees at Green River Power Station will be as agreed to in negotiations and as in effect on the date of execution of this Agreement. Although the Company reserves the right to change such schedules, it agrees that if the changed schedule is permanent and will thereafter become the employee's regular schedule, the Company will notify the Union of its intention and afford the Union an opportunity to present its views before finally making its decision.

B. The anticipated schedule of working hours for the coming week for employees such as relief personnel who are not on a fixed schedule shall be posted no later than the end of day shift on Wednesday of each week.

C. "Workweek", as used in this Agreement, means seven consecutive days starting at 12:00 midnight on Saturday night and ending at 12:00 midnight on the following Saturday night. For employees at the Green River Power Station, workweek means seven consecutive days, starting at 6:00 am Monday and ending at 6:00 am on the following Monday.

D. This section provides for the normal scheduling pattern and shall not be construed as a guarantee of hours of work per day or per week or of days of work per week, nor a limitation on the scheduling of work per day or per week (including overtime).

E. In the event of a temporary change (not to exceed two (2) consecutive days) in an employee's schedule due to training or line switching, employees will be permitted to work until

the end of the employee's normal shift if the employee reports to his regular work station for work in appropriate dress, however, this provision shall not apply when an employee is required to be away from his normal work station overnight.

5.2 Sufficient Rest Time/Balance of Shift

When in the opinion of the Company, an employee has worked such an extended period of time as to impair his effectiveness or present a hazard to his health or safety, or to the health and safety of fellow employees, he may be required by the Company to leave work for a rest period of up to eight (8) hours. After sixteen (16) continuous hours worked an employee may request and will be granted a minimum rest period of eight (8) hours. Such rest period shall be taken in its entirety unless the employee is requested and agrees to return to work before the expiration of such eight (8) hour rest period. If such rest period overlaps the employee's regular hours on a regularly scheduled work day, the employee shall be paid at his regular hourly rate of pay for the hours which overlap unless the rest period was initiated by the employee in accordance with this Section. If the rest period ends within two (2) hours or less of the end of the employee's regularly scheduled shift, the employee may either return to work at his regular hourly rate of pay or not return to work and forfeit the remaining hours in his shift.

5.3 Lunch Period

Employees at Green River Power Station on continuous shift operations will be allowed a paid lunch break during their shift. Other employees at Green River Power Station will receive an unpaid thirty (30) minute lunch break near the midpoint of their shift. Other employees will receive an unpaid lunch break near the midpoint of their shift.

5.4 Wash Up Time

Nonoperating employees at the Green River Power Station will be allowed a five (5) minute wash up period just prior to their lunch break and a fifteen (15) minute clean-up period (tools and locker room) just prior to the end of their shift. However, this provision shall not be interpreted to permit employees to leave Company premises until the designated shift time is terminated.

5.5 Daylight Saving Time

An employee working a regularly stated schedule at the time the change is made to Daylight Saving Time (normally in the spring) and who only actually works seven (7) hours instead of his normal eight (8) because of the change shall receive pay for his normal eight (8) hours. An employee working a regularly stated schedule at the time the change is made from Daylight Saving Time (normally in the fall) and who actually works nine (9) hours because of the change, shall receive pay at the established premium rate for the ninth (9th) hour.

5.6 Continuation of Regular Shift Duties

Should an employee complete his regular shift of duty and be assigned to double shift or part shift, he will still be allowed to continue his regular shift of duties during any work week.

5.7 Reporting Time

An employee who is scheduled or notified to report for work on a regular shift and does report for work at the time specified without having been given actual notice of change of schedule, shall receive full pay at his regular rate for his scheduled (non-overtime) hours on that day, even though idle or sent home early because of delay or shortage of materials or for other reasons beyond his control. This provision shall not apply in the event that:

- (a) Strikes or work stoppages by employees in the bargaining unit covered by this Agreement in connection with labor disputes, interfere with the conduct of normal operations; or

(b) An employee is not put to work or is released from work after having been put to work either at his own request or due to his own fault.

5.8 Emergency Call-Out

A. When an employee is called out to work, or voluntarily reports for and is allowed to work an emergency outside of his regularly established work schedule, he shall be paid a minimum of four (4) hours at the applicable overtime rate, even if the employee actually works less than four (4) hours. However, if an employee completes his work and is called out to work again before the four (4) hour minimum time has expired, he will not be entitled to another minimum four (4) hours pay for the second call out, but will be paid for the additional time actually worked beyond the four (4) hours minimum from the first call out.

B. This provision shall not apply to an employee who is notified prior to leaving the work area to report early, or if the work is a continuation of his regular shift.

C. Maintenance employees at the Green River Power Station who are called into work less than four (4) hours prior to their normally scheduled start time will be paid only for the hours actually worked outside their normal schedule at one and one-half (1 ½) times their hourly wage rate. Employees at the work site prior to their start time who are requested to begin work early will only be paid one and one-half (1 ½) times their hourly wage rate for those actual hours worked outside their normal schedule.

5.9 Planned Overtime

For planned overtime work by an employee on his scheduled day off, he will receive a minimum of four (4) hours' pay at one and one-half (1-1/2) times his straight time base hourly rate of pay, or his applicable rate including shift or other premium, if any.

5.10 Standby Pay

The Company agrees that, due to the current satisfactory responsiveness of employees in this union to call-outs, there will be no initial implementation of this provision, unless the employees in one or more of the areas described below voluntarily request to implement weekly Standby in their Area. If implemented, each Area may determine their own system of determining their Standby person, with emphasis on volunteerism but with an objective of sharing the workload.

Should the responsiveness of employees in any area become unsatisfactory, the Company reserves the right to implement this provision in the affected area. If the Company implements this weekly Standby, each Area will determine their own system of determining their Standby person, with emphasis on volunteerism but with an objective of sharing the workload.

Any standby system developed will be done through the union.

Within the workgroups where the Company is implementing standby in accordance with the second paragraph, the Company reserves the right to assign the standby person, if the union fails to develop an acceptable system within a reasonable time.

The potential Areas in Distribution Operations to be staffed with a weekly Standby person are as follows:

- Barlow
- Eddyville
- Morganfield/Sebree
- Earlington/Dawson Springs
- Greenville

Each employee who serves in a weekly Standby status, in exchange for agreeing to remain available and fit to respond to call outs during the week, will be paid eighty-five dollars (\$85.00) per week. If an employee works on service calls outside his normal scheduled workday during his Standby week, he will be paid for such time worked in accordance with Article VI-Overtime.

If an employee is assigned in a Standby status for less than one (1) week, he will be paid one (1) hour's pay at his appropriate overtime rate in addition to time spent on any service calls for each day he serves in a Standby status for service calls.

5.11 Emergency electric restoration for another utility

An employee who performs emergency electric restoration work for another utility will be paid one and one half (1 ½) times his hourly rate for the first eight (8) hours worked in any one day and two (2) times his hourly wage rate for all hours worked over eight (8) in any one day. However, if that company's overtime pay practice would provide more wages, then the employee will receive the greater of the two.

ARTICLE VI

OVERTIME

6.1 Purpose

This Article provides the basis for the calculation of, and payment for, daily or weekly overtime hours and shall not be construed as a guarantee of hours of work per day or per week or of days of work per week, nor a limitation on the scheduling of hours of work per day or per week (including overtime). Overtime pay shall be computed including shift differential, if any, and/or any other regular hourly payments, unless otherwise noted.

6.2 Overtime Pay

A. An employee shall be paid at the rate of one and one-half (1-1/2) times the employee's regular base rate of pay plus regular Shift Differential, if any, and any other regular hourly payments:

- 1) For work performed in excess of forty (40) hours in any one workweek.
- 2) For employees scheduled eight (8) hours per day, for work performed in excess of eight (8) hours in any normal twenty-four (24) hour workday except (a) if it is a change made through the exercise of Seniority rights (such as bidding, bumping, shift preference, etc.), or (b) in the case of the change of employees on continuous shifts from one schedule or shift to another.
- 3) For all continuous hours worked after the end of the employee's last previous regular shift by an employee during periods which commence more than eight (8) hours prior to the employee's next regularly scheduled starting time and continue into his regular hours on a regularly scheduled workday if the employee completes his regular shift on such workday. During the continuation of an emergency situation as determined by the Company, for pay purposes the continuity of the employee's work shall not be considered to be broken by short breaks for meals, refreshments, or rest periods authorized by his supervisor.
- 4) For work performed on the sixth day worked in the workweek and on the seventh day worked in the workweek, provided the employee works each of his scheduled workdays (excluding days on layoff) in the workweek or his absence (a) resulted from inability to work because of his illness or the illness of his spouse or child, when such case is substantiated by a doctor's certificate if requested by the Company, or (b) was time paid for but not worked under the provisions of this Agreement, or (c) was excused in advance for Union business.
- 5) Notwithstanding the provisions of section 6.2(2)(a), an employee in the operating groups at the Green River Power Station who is required by the Company to work sixteen (16) consecutive hours to facilitate shift preference change, the last eight (8) consecutive hours shall be compensated at applicable overtime rates. This provision shall not apply when an employee elects to change shifts resulting in the employee working sixteen (16) consecutive hours.

- 6) For employees in Maintenance at the Green River Power Station who are required to work preventative maintenance during non-outage situations will be paid one and one-half (1 ½) times their hourly wage rate for all hours worked outside their normal shift.

B. An employee shall be paid at the rate of two (2) times the employee's regular base rate of pay plus regular Shift Differential, if any, and any other regular hourly payments:

- (1) For work performed in excess of sixteen (16) continuous hours.
- (2) For work performed by an employee who is required to work on his last consecutive off day, provided he worked at least four (4) hours on his previous off day.

6.3 Non-Duplication

No overtime or premium pay will be pyramided or duplicated. In the event that overtime or premium pay is applicable to the same hours worked under any two or more provisions of this Agreement, only the single highest premium payment required under any provision shall be paid, and hours that are paid for at overtime or premium rates under one provision of this Agreement shall not be considered as hours worked for the purpose of computing overtime work under another provision (unless specifically provided in any case).

6.4 Cooperation

Recognizing that the nature of the Company's operations requires overtime from time to time, it is agreed that performing overtime work, daily or weekly when needed, constitutes a part of the duties and responsibilities of an employee's job.

6.5 Overtime Distribution

For employees at Green River Power Station other than those in Operations Groups (covered by §6.6 of this contract) and at locations other than Green River, the following will apply:

1. Subject to the requirement that an employee assigned overtime must be qualified to perform the work, when the Company assigns overtime to bargaining unit employees, it will be distributed equitably, averaged over a reasonable period of time, among employees permanently assigned to the classification at the location at which the overtime is assigned, provided such employees are available. (In the event qualified employees are not available or are permitted to decline such overtime, it may be assigned to such person and in such manner as the Company shall determine.)
2. At the end of each two (2) week period, an overtime list for each overtime group will be posted at that group's location.
3. An employee will be charged with any overtime he is permitted to decline and with any overtime that he would have been offered or assigned during periods when the Company honors his request that he not be offered or assigned overtime unless necessary.
4. Except for absent members of crews who are called to work overtime an employee will not be charged with overtime when he cannot be contacted. An employee who is absent for more than five (5) weeks will return with an amount of overtime equal to the average amount of other employees in his classification at the location.
5. An employee will be charged with overtime as set forth above among employees permanently assigned to his regular classification whether then working in or out of his regular classification.

6. It shall be the responsibility of an employee to bring any substantially adverse distribution of overtime to him (under normal circumstances, more than twenty-four (24) hours less than the amount charged to any employee in his classification at the location) to the attention of his supervisor, and after it is brought to his supervisor's attention, the Company shall correct any such inequality by the future assignment of overtime not later than the next reasonable opportunity for which the employee is available should he have accrued the least amount of overtime credit and otherwise to the available qualified employee who then has accrued the least amount.

7. Notwithstanding the provisions of Paragraphs 1 and 5 above, with respect to maintenance work at Green River only when the Company assigns overtime mandatorily, the Company will assign the work to the qualified available employee (including any relief operators then working maintenance) with the least amount of overtime actually worked. For the purposes of assignment of maintenance overtime, in determining the amount of overtime worked by a relief operator, overtime worked both in maintenance and as an operator shall be considered.

8. Whenever an employee performs work in excess of 2 hours beyond his normal quitting time of his normal scheduled shift, the Company will furnish or pay for the employee's meal, or meals, required during such hours of work.

9. When an employee successfully bids into a classification he or she will be charged the same overtime hours as that of the employee in the new classification with the most overtime hours. Overtime hours will not change when employees are reclassified to a higher rated position, as referenced in Section 15.2(G).

10. Overtime paid for safety meetings, meals, and other events sponsored by the Company
will not be counted as part of the total overtime, i.e., hours paid but not actually worked.

11. The overtime lists for all overtime groups will start with each employee at zero at the start of the pay period nearest the first of January.

6.6 Green River Power Station Operating Groups Overtime Work

I. General Information

1. Each time an operator is offered an overtime shift, it will be the responsibility of the Shift Supervisor on duty to see that all designated information is entered in the Overtime Log Book.
2. At the end of each one (1) week period, an overtime list will be posted on the Operator's Bulletin Board, grouped according to classification. In each classification, operators will be listed according to total overtime hours, with operator at the top having the least amount of total overtime hours. Total overtime hours will include hours worked plus hours rejected (with exceptions as noted later). Where a tie exists, the listing will be according to seniority. Operators may volunteer to be excluded from being offered overtime assignments. However, they remain obligated to work forced overtime assignments.
3. Any operator on vacation, holiday, union business, off sick or on STD will not be offered overtime and his or her total overtime will remain unchanged. However, an employee who is absent for more than five (5) weeks will return with an amount of overtime equal to the average amount of other employees in his or her classification.
4. In no case should an operator work more than sixteen (16) consecutive hours, unless an emergency exists.
5. The Shift Supervisor on duty has the responsibility of seeing that the layover operator is furnished necessary meal or meals. The layover operator has the option

of furnishing his or her own meals and receiving one hour extra pay if the layover shift is 8-4, or one-half hour extra pay for the 4-12 or 12-8 shift. Overtime operators will furnish their own meals

unless the overtime results in double shift, in which case the same rules apply as for a layover. If a layover operator chooses a meal instead of an extra one-half hour overtime pay then the Shift Supervisor should call a local restaurant for a pick-up meal. If operating conditions permit, the Shift Supervisor will allow the layover operator to pick up his or her meal when ready. If, in the opinion of the Shift Supervisor, the layover operator should not leave, then the Shift Supervisor will designate someone else to pickup the meal for him or her. A Company truck will normally be available. If the layover operator is on a special diet that cannot be obtained at a local restaurant, then the Shift Supervisor should, if at all possible, allow him or her to pick up a meal at home (in this case, he or she will not be allowed extra pay for his or her meal).

6. When an operator is promoted, he or she will be charged the same overtime hours as that of the operator in the new classification with the most total overtime hours.
7. Any operator working with Maintenance personnel may be requested from time to time to work overtime. This will be charged to the operator as overtime worked or rejected.
8. The overtime list will start with each operator at zero at the start of the pay period near the first of January as referenced in Article XXV, Section A.
9. Overtime paid for safety meetings, meals, and other events sponsored by the Company will not be counted as part of the total overtime, i.e., hours paid but not actually worked.
10. Should an operator be offered an overtime shift which would give him or her a double shift and he or she had worked a double shift the day before, the operator

may reject the second double shift without it adding to his or her total overtime hours.

II. Overtime Assignments

The following steps will be taken when an operator is needed on an overtime basis.

A. Scheduled Procedure, Full or Partial Shifts

When the Company has at least eight (8) hours notice prior to the time the overtime is to begin the overtime will be treated as scheduled.

Operators will be offered the overtime beginning with the senior operator in the job classification required who has the least amount of total overtime. From this point until eight (8) hours before the overtime shift starts, one (1) call will be made before calling the next operator.

In the event that an operator is to be offered an additional overtime shift(s) in the same classification and on the same shift as one that the shift supervisor was unable to reach him or her for, then one call to that operator will be made for each additional shift(s) before calling the next operator.

If no operator is obtained in the job classification required then the Company will go to the next higher Bargaining Unit classification(s) and proceed as per this section.

If no operator is obtained using this procedure and at least one call has been made to each available Bargaining Unit operator, the operator on duty in the job classification required, with the least amount of overtime actually worked will layover and he or she will not be charged with the previous rejection.

It is recognized that there may be times when the operator on duty with the least amount of worked overtime is physically unable to perform his or her duties for an additional shift. In this case the next operator on duty in the job classification required with the second least amount of worked overtime will layover. If all operators in the job classification required are physically unable to perform, the Company will go to the next higher classification(s) and proceed as per this section beginning with the operator on duty in that classification with the least amount of worked overtime.

When the Company finds it necessary to call-in an operator for less than eight (8) hours it will be considered as a call-in, partial shift. The operators in the job classification required working the next shift will be called beginning with the senior operator who has the least amount of total overtime. If no operator is obtained using this procedure, the overtime selection will follow the Call-in Procedure.

B. Layover Procedure

When the Company has less than eight (8) hours notice prior to the time the overtime is to begin the overtime will be treated as a layover.

The operators on duty in the job classification required will be offered the overtime beginning with the senior operator who has the least amount of total overtime.

If no operator is obtained using this procedure the overtime selection will follow the Call-In Procedure.

C. Call-In Procedure

When the Company has less than eight (8) hours notice prior to the time the overtime is to begin and the Layover Procedure (for that particular job classification) is exhausted the overtime will be treated as a call-in.

The operators in the job classification required will be offered the overtime shift beginning with the operator who is on top of the list established in 6.6.2. One (1) call will be made before calling the next operator.

If no operator is obtained by the Call-In Procedure (for that particular job classification), the Company will go to the next higher Bargaining Unit Classification(s) and proceed as per the Layover Procedure. Operators who volunteer to be excluded from being offered overtime assignments will not be called, but will be charged with a reject.

If no operator is obtained using this procedure and at least one call has been made to each available Bargaining Unit Operator, the operator on duty in the job classification required, with the least amount of overtime actually worked per the list established in 6.6.2, will layover and he or she will not be charged with the previous rejection.

It is recognized that there may be times when the operator on duty with the least amount of worked overtime is physically unable to perform his or her duties for an additional shift. In this case the next operator on duty in the job classification required with the second least amount of worked overtime will layover. If all operators in the job classification required are physically unable to perform, the Company will go to the next higher classification(s) and

proceed as per this section beginning with the operator on duty in that classification with the least amount of worked overtime.

ARTICLE VII

HOLIDAYS

7.1 Holidays

A. The following will be considered holidays for the purposes of this Agreement:

New Years Day
Good Friday
Memorial Day
Fourth of July
Labor Day
Thanksgiving Day
Friday after Thanksgiving
Christmas Eve
Christmas Day

2 Floating Holidays are available during the calendar year for current employees. During the first year of employment floating holidays will be pro-rated according to the following schedule:

- Hired before July 1, employees will receive 16 hours Floating Holiday
- Hired between July 1 and October 31, employees will receive 8 hours Floating Holiday
- For those hired on or after November 1, employees will not be eligible for their floating holidays until January 1 of the following year.

B. Floating holidays will be taken in each calendar year on a day mutually agreed upon between the employee and the Company.

C. For employees scheduled Monday through Friday, if one of the above designated holidays falls on a Saturday, it shall be recognized on the preceding Friday (except that when Christmas Day falls on a Saturday, Christmas Eve and Christmas Day shall be recognized on the preceding Thursday and Friday), and if one of the above designated holidays falls on a Sunday, it shall be recognized on the following Monday (except that when Christmas Eve falls on a Sunday, it shall be recognized on the preceding Friday).

For employees scheduled other than Monday through Friday, (including employees who alternately work Monday through Friday and Tuesday through Saturday schedules), when a holiday falls on an off day, it shall be recognized on the next regularly scheduled day of work except in the case of two consecutive holidays such as Thanksgiving Day and Friday after

Thanksgiving and Christmas Eve and Christmas Day, in which the following procedure shall apply:

If both holidays fall on an employee's off days, the first holiday shall be recognized on his last regularly scheduled day of work preceding the holidays, and the second holiday shall be recognized on the first regularly scheduled day of work immediately following the holidays. If the employee is scheduled off on only one of the holidays, then (a) if he is scheduled to work the first holiday, the second holiday shall be recognized on his first regularly scheduled day of work following the holidays, and (b) if the employee is scheduled to work the second holiday, then the first holiday shall be recognized on his last regularly scheduled day of work immediately preceding the holidays.

In all cases, if an employee is regularly scheduled to work on one of the above designated holidays, the holiday shall be recognized on that day.

7.2 Holiday Work

A. An employee who is required by the Company to work on a holiday will be paid at the rate of one and one-half (1-1/2) times the employee's normal straight time hourly rate (including regular Shift Differential, if any, and any other regular hourly payments), for the first eight (8) hours worked, in addition to holiday pay, if the employee is entitled to holiday pay as such, or in lieu thereof, such employee may work at his normal straight time hourly rate (including regular Shift Differential, if any, and any other regular hourly payments) on the holiday and be absent with holiday pay on another mutually agreed upon day. No additional holiday may be accumulated until such holiday is utilized except with prior consent of the Company. An employee will be paid at two (2) times his hourly wage rate for all hours worked over eight (8) on a holiday.

B. Notwithstanding the foregoing Paragraph A, employees who are regularly scheduled to work in six (6) or seven (7) consecutive day periods and who are required to work

on a holiday may accumulate and "bank" up to two (2) holidays to be used in conjunction with regularly scheduled

vacations or at other times mutually agreed upon in advance, which "banked" holidays, (1) may be carried forward into the next succeeding calendar year and (2) will not affect such an employee's option as set forth in Paragraph A with respect to a subsequent holiday while he has such two holidays "banked". If, however, while such an employee has two holidays "banked", he elects to be absent without pay on another holiday in lieu of receiving pay for working on such day, then such third accumulated holiday must be utilized prior to the next holiday.

7.3 Eligibility

A. To be eligible to receive holiday pay an employee must have worked in the workweek in which the celebrated holiday falls, or be on paid sick leave for such week unless (a) his absence resulted from inability to work by reason of illness or injury, for which he is not compensated, verified by a doctor's certificate if requested by the Company, or (b) he was on paid vacation during such week, or (c) he was on leave for union business during such week, in any of which cases, he must have worked either in the week immediately preceding or the four (4) weeks immediately following the workweek in which the celebrated holiday falls.

B. If an employee is scheduled to work on any holiday recognized herein and fails to report or perform his scheduled work, he shall become ineligible for pay for the unworked holiday unless he has failed to report or perform such work because of sickness or because of death in the immediate family or for comparable good cause.

7.4 Holiday During Vacation

When such a holiday for which an employee is eligible for holiday pay occurs during an employee's vacation, the employee will be granted an extra day vacation time.

7.5 Holiday During Sick Leave

When a holiday for which an employee is eligible for holiday pay occurs on a day for which an employee would otherwise receive sick pay under the Company's program, he will receive the holiday pay and no charge will be made against his paid sick leave days.

ARTICLE VIII

VACATIONS

8.1 Amount of Vacation

Effective January 1, 2000, eligible employees will earn vacation from date of hire based on years of service in accordance with the following schedule:

Vacation Earned	Completed Years of Service Attained During Calendar Year
5 days	Maximum in year of hire
10 days	Years 1-4
15 days	Years 5-14
20 days	Years 15-24
25 days	Years 25 and above

Such employees on a forty (40) hour workweek shall be paid the equivalent of forty (40) hours at their straight time hourly base rate of pay plus regular Shift Differential, if any, and any other regular hourly payments, for each week of vacation. Such employees who normally work more than twenty (20) but less than forty (40) hours per week (a part-time employee, should such be included in the bargaining unit during the life of this Agreement) shall be eligible for one-half the normal vacation entitlement (earned/accrued).

8.2 Eligibility

A. To qualify for vacation in the following year, an employee must be active on the payroll as of December 31. An exception to this requirement applies to those employees who are on approved Family and Medical Leave. A full-time employee to be eligible for a vacation must have worked not less than twelve hundred forty-eight (1248) hours during the twelve (12) months next proceeding the date he first becomes eligible to take such vacation. A part-time employee to be eligible for a vacation must have worked at least seventy-five percent (75%) of the number of hours an employee on his weekly schedule would work in a year. For purposes of this Section 8.2, in calculating the number of hours worked, there shall be included his normal workday for days for which he is absent but for which he is paid vacation pay, holiday pay, paid sick leave, short term disability, funeral leave, jury duty, military leave or workers' compensation supplement.

B. An employee reinstated from inactive status shall become eligible for vacation based on his or her anniversary date:

- An employee returning to work from January 1 through June 30 is eligible for earned vacation during the calendar year. Such employee must work three (3) continuous months before being eligible for vacation pay.

- An employee returning to work on or after July 1 is ineligible for vacation during the calendar year.

C. Employees hired directly by the Company to fill temporary positions (not hired as temporaries through contractors) who later become regular employees of the Company are eligible for vacation accrual retroactive to the beginning of their temporary employment with the Company.

D. An employee hired between January 1 and June 30 is eligible for 5 days of vacation during that calendar year. Such employee must work three (3) continuous months before being eligible for vacation pay. An employee hired on or after July 1 is ineligible for vacation during the initial calendar year of employment. After the initial calendar year of employment, an employee can take vacation effective January 1 or upon three (3) continuous months of active service, whichever is later, based upon the above schedule.

E. Employees who are rehired accrue vacation at the same rate as when they left employment if they were employed for one year of continuous service prior to separation and if the separation was for one year or less.

8.3 Scheduling of Vacations

A. An employee's vacation will, to the extent reasonably practicable, be granted at the time most desired by the employee in order of Seniority among those employees with whom his vacation must be coordinated, but the final right to schedule vacation is reserved to the Company in order to assure efficient operations.

B. Vacations will be taken at least one workweek at a time except (1) with the consent of the Company, or (2) an excused absence for legitimate reasons may, at the request of the employee, be charged against any vacation to which he is then entitled.

C. Relief operators at the Green River Generating Station not on a fixed schedule who schedule five (5) consecutive days off on Monday through Friday shall be guaranteed the Saturday and Sunday before and after such days off as off days, for a total of nine (9) days.

8.4 Accumulating Vacations

Vacation time may not be accumulated from one year to the next, and vacations earned as of any January 1 must be liquidated by time off by December 31 of that same year, except that with prior notification to the responsible manager, an employee may defer up to five days of vacation to the following calendar year.

8.5 Vacation Pay at Separation

An employee who quits, dies, retires or is discharged on or after any January 1 and without having received the vacation for which he became eligible upon such date, will be

entitled to his vacation pay upon termination of employment. Any such payment due an employee who has died shall be made to the person designated as beneficiary on his group life coverage, if living, otherwise to the employee's estate. No employee leaving the employment of the Company during any calendar year shall be entitled to any vacation pay in the following year.

8.6 Pay in Lieu of Vacation

An employee with at least four weeks of vacation eligibility (including carry-over) may “sell back” one week of vacation after they have taken two weeks of vacation and carried over one week. Payout for such a week of worked vacation will occur in February of the following year.

8.7 Vacation During Illness, Disability, or Personal Leave of Absence

A. If an employee goes on paid sick leave or becomes unable to work because of compensable occupational injury prior to the time his vacation is scheduled to commence, his vacation will be rescheduled later in the year, except that an employee on paid sick leave or Short Term Disability may, at his option, cease receiving sick pay or Short Term Disability pay and take his vacation as previously scheduled. The vacation of an employee who becomes ill or is injured after working his last shift prior to vacation will not be rescheduled, and he will not be eligible for any sick pay until such scheduled vacation has expired. However, at the sole discretion of the Company, vacation may be restored to an employee and rescheduled at a later date.

B. An employee on paid sick leave or Short Term Disability may, upon advance written request, elect at the end of the calendar year to cease receiving sick pay or Short Term Disability pay for any unused vacation period in order to avoid loss of vacation pay. An employee disabled as the result of a compensable occupational injury or who is receiving long term disability insurance payments at the end of a vacation year and is unable to work during any

unused vacation period as provided in Section 8.6, will not receive pay for the vacation not taken, except as provided in Section 8.7C.

C. In the year in which an employee incurs an occupational injury or illness, after the application of Section 8.4, the employee shall receive payment for any remaining unused vacation in an amount sufficient to make up the difference between what the employee received from workers' compensation insurance or Short Term Disability pay and the employee's regular straight time wages assuming a 40-hour work week.

D. An employee will earn vacation during approved personal leaves of absence on a prorated basis as follows:

- an employee on a PLOA of one full month to three full months will earn 75 percent vacation benefit for the following year, based upon the above schedule; and
- an employee on a PLOA of four to six months will earn 50 percent vacation benefit for the following year, based upon the above schedule.

8.8 Vacation at Retirement

Any employee who retires may elect to work during all weeks of any vacation to which he may be entitled in the year of retirement, and for each such week of vacation worked, shall receive with his final payroll check additional compensation in an amount computed on the same basis as is then employed in computing the compensation paid to other employees who work during one week of their vacation under Section 8.6 above.

ARTICLE IX

SENIORITY

9.1 Seniority Recognition

In cases of filling permanent vacancies, decrease of force and recalls from layoff, consideration shall be given to length of continuous service, all as specifically set forth in various sections of this Agreement dealing with such events.

9.2 Definitions

A. Bargaining Unit Seniority

For all purposes of this Agreement, an employee's bargaining unit seniority ("Seniority") shall date from his first day of work following his employment with the Earlington Operations, Areas 1 (Parkway) and 2 (Green River) of the Company or his last reemployment if his continuous service has been broken. An employee of the Earlington Operations, Areas 1 (Parkway) and 2 (Green River) in the bargaining unit on the effective date of the first contract shall have Seniority equal to his continuous service with the Company in any of its regions in any position. Any employee of the Company who accepts transfer into the bargaining unit covered by this Agreement following the effective date of the first contract shall retain his previous Company service for computing vacation, pension and insurance benefits but shall be considered as a new employee for all other purposes of this Agreement.

B. Qualified

Wherever used in this Agreement "qualified" shall mean that the employee has the ability to perform the required duties of the job on a regular basis under the degree of supervision normally given to employees in the job and to perform those duties safely and efficiently.

9.3 Seniority List

A seniority list showing the Seniority of each employee was posted under the Collective Bargaining Agreement effective October 9, 1977. The Company will revise such list from time to time as necessary for it to be kept current. It shall be the responsibility of the employees to bring any error to the attention of the Company, with a copy to the Unit Secretary.

9.4 Probationary Employees

A newly hired employee (or an employee rehired after loss of Seniority) will be considered a probationary employee and will not accrue any Seniority until he has actually worked at least forty (40) days. In exceptional cases, the Company shall have the right, upon notice to the Union, to extend the probationary period for an additional period not to exceed twenty (20) days actually worked. During the employee's probationary period the Company may terminate the employee with or without cause and such termination shall not be subject to review in the grievance or arbitration procedure. During the probationary period, the Company may from time to time transfer a probationary employee or assign various duties for the purpose of determining his suitability for permanent employment. Upon satisfactory completion of his probationary period, an employee will be credited with Seniority in accordance with Section 9.2(A).

9.5 Termination of Seniority

An employee shall lose all Seniority with the Company and all rights under this Agreement (except for previously accrued pension and insurance benefits, if any, to the extent specifically provided elsewhere) upon the occurrence of any of the following:

- (A) Resignation or quit by the employee for any reason
- (B) Discharge for just cause
- (C) Layoff for twelve (12) consecutive months, or the length of the employee's Seniority, if more at the start of his layoff, to a maximum of three (3) years
- (D) Absence for two (2) consecutive working days without having notified the Company unless impossible to do so, and furnished a satisfactory explanation within such period
- (E) Fails to notify the Company of his intention to return to work from layoff within ten (10) days (Saturdays, Sundays and Holidays excepted) after mailing of notification by registered or certified mail (return receipt requested) to the last address shown on the Company records (and copies of said notice having also been given to the

Union) or fails, without reasonable excuse, to report for work at the time designated in the notice

- (F) Failure to return to work from absence due to sickness or injury within twelve (12) months after the last day of active employment, or the length of the employee's Seniority, if more at the time his absence commences, to a maximum of three (3) years; provided, that the Seniority of any employee with two (2) years Seniority or more at the time such an absence commences shall not terminate for so long as he (1) receives sick pay under the Company's sick pay plan, or (2) receives regular periodic payments under the Company's long term disability insurance program. If the job he held at the time the absence commenced has been permanently filled during his absence or is otherwise no longer available, for the purpose of reclaiming his job or in selecting another job in the manner as if he had been laid off from his old job at the time of his return as provided in Section 10.1, such an employee shall not be considered to have continued to accrue Seniority during the period of his absence in excess of three (3) years
- (G) Acceptance of wages or other compensation for services rendered for others, or accrual of income from self-employment, (other than earnings the employee would have received even if he had not lost time from work, such as from his farm, etc.) during leave of absence unless such payment was from the Union or was authorized in writing by the Company in advance
- (H) Failure to return at or prior to the expiration of a leave of absence, if possible, or failure to notify the Company of his inability to return if such notification is possible.
- (I) Transfer out of the bargaining unit as provided in Article XIX
- (J) Transfer out of the Earlington Operations, Areas 1 (Parkway) and 2 (Green River)
- (K) Absence for a period in excess of that provided in Section 16.6 relating to pregnancy
- (L) Retirement
- (M) Death provided, however, nothing in this Section 9.5 shall operate to deprive any employee, or his heirs, whose Seniority is terminated by reason of his retirement or death, of benefits, if any, accrued prior to such retirement or death.

9.6 Compensable Disability

Notwithstanding the provisions of Section 9.5(F), the Seniority of any employee covered by this Agreement shall not be broken so long as he receives regular periodic payments under Workers' Compensation for disability incurred during the course of his employment with the Company which prevents his return to work. If the job he held at the time the absence commenced has been permanently filled during his absence or is otherwise no longer available, for the purpose of reclaiming his job or in selecting another job in the manner as if he had been laid off from his old job at the time of his return as provided in Section 10.1, such an employee with five (5) years of Seniority or more at the time his absence commences shall continue to accrue Seniority during the entire period of such absence, but an employee with less than five (5) years Seniority at the time his absence commences shall not be considered to have continued to accrue Seniority during the period of his absence in excess of three (3) years.

9.7 Identical Hiring Dates

When two (2) or more employees in the bargaining unit have identical hiring dates or dates of transfer into the bargaining unit, Seniority shall be awarded in the alphabetical order of the spelling of their names, surnames listed first.

9.8 Temporary Employees

Temporary employees shall have the same status as Probationary Employees for the full duration of their temporary employment and shall accrue no Seniority of any kind. "Temporary Employees" shall be:

- A. Those who are hired on jobs at or below the General Laborer classification for an agreed and limited period of time (not more than ninety (90) days) in order to fill temporary needs for additional personnel resulting from absence of regular employees by reason of vacations, sickness or other cause; or

- B. Part-time help such as grass-cutters at various locations in the Earlington Operations, Areas 1 (Parkway) and 2 (Green River) who do not regularly work more than twenty-four (24) hours per week; or

- C. Employees of other companies (customers of Kentucky Utilities Company) whose only function shall be to operate switches at Sub-Stations and other remote locations. However, it is specifically understood and agreed that the operation of Company owned switches will be the work of employees in the bargaining unit covered by this Agreement should it be necessary to call someone out at night to perform such function.

Should the status of a Temporary Employee be changed to that of a permanent employee in the bargaining unit, his Seniority shall date from the date of such change of status, except that the date from which the employee has continuously worked a regular schedule of at least twenty (20) hours each week will be considered as the date of employment for the purposes of determining vacation. However, no sick leave days will be accrued to any employee's account for the time worked as a temporary employee.

ARTICLE X

REDUCTION AND RESTORATION OF FORCES

10.1 Permanent Layoff

The following procedure shall be followed in a reduction of forces:

- (A) If the number of employees in a particular classification at a location is to be reduced, but some retained, employees will be reduced, in inverse order of Seniority, provided that the remaining employees are qualified for the work to be performed.

- (B) A surplus employee may upon reduction displace an employee holding a job:

- (1) for which he is qualified, and
 - (2) which is at the same or lower rate than the job as to which he is surplus (except that an employee may return to a higher classification formerly held), and
 - (3) which is either (a) held by an employee with less Seniority at the surplus employee's location or at any location close enough to his residence so he can meet his normal work schedule and such emergency call-out requirements as are inherent in the job (it being specifically agreed that, except with the consent of the Company, members of service organizations must live in the service area served), or (b) held by an employee with the least Seniority in a classification at any other location in the bargaining unit with the understanding that to do so would require a change of residence, or accept layoff in lieu thereof.

- (C) Should the surplus employee not have previously qualified on the job he chooses under the above procedure, no training time will be allowed. However, such employee shall be oriented in the job requirements and will be given up to maximum of five (5) working days to display his qualifications, or lack thereof, should there be good cause to believe he can perform the work on the job satisfactorily due to knowledge and skills developed on other jobs with the Company.

10.2 Rates on Demotion

When an employee is demoted in a reduction of forces, he will be paid at the lower of (a) the top of the rate range of the job to which he has been demoted or (b) the rate that he was being paid on the job from which he was demoted.

10.3 Notice of Recall

Recall of an employee after a layoff shall be in writing and mailed to the employee's last known address by certified or registered mail as it appears on the Company's records. If an employee on layoff changes his address, he must notify the Company in writing by certified or registered mail with a copy of said notice being mailed to the local Union.

10.4 Restoration of Forces

(A) In the restoration of forces, employees shall be recalled in order of Seniority to the jobs they held before the reduction of forces (if available) or to other jobs they have previously held or for which they are otherwise qualified, provided that the employees recalled must be qualified for the work to be performed.

(B) Should the Company decide to recall an unqualified employee to attempt to train for a vacancy, it will give preference to the senior employee on layoff whose prior experience, work record, skill and ability, and demonstrated physical and mental capacities indicate that he is capable of becoming qualified within a reasonable period.

10.5 Notification of Layoff

When a reduction in working force becomes necessary and employees are to be reduced in classification or laid off, the concerned employees and the Union shall be given not less than forty-eight (48) hours' notice unless an emergency condition beyond the control of the Company makes such notice impossible.

10.6 Retention of Officers and Committee

The Unit President, Unit Secretary and Unit Grievors (should the Unit Griever remain in the geographic area he represents), will not be released from active employment in a reduction of force as long as work for which they are qualified to perform is available in the bargaining unit.

ARTICLE XI

EMPLOYMENT FOR HANDICAPPED EMPLOYEE

- A. Notwithstanding the Seniority provisions of this Agreement, the Company and the Union may mutually agree to fill a vacancy of any length by assignment of an employee during the time he is handicapped, recuperating from any accident or illness or otherwise is unable to perform the duties of his regular job but is qualified to perform the needed work.
- B. An employee, who is injured or acquires a work-related illness in the course of his employment and made subject to the provisions of the Kentucky Workers' Compensation laws and as a result thereof loses his ability to return to his regular job, may use his Seniority to displace a junior employee on any equal or lower rated job (provided he is released by the Company doctor to perform the duties of this job) in the same manner and with the same effect as if he had been released for lack of work under the provisions of Section 10.1 of this Agreement.

ARTICLE XII

GRIEVANCE PROCEDURE

It is agreed that any employee may discuss any problem or complaint with his supervisor on an informal basis, with or without the presence of his Grievance Committeeman or Steward and without resort to the grievance procedure.

12.1 Grievance Procedure

Any difference arising as to the application or interpretation of the provisions of this Agreement shall constitute a grievance and shall be settled in the following manner:

Step 1

A. An employee who has a grievance shall present the grievance orally to his immediate supervisor, with or without the presence of his Grievance Committeeman or Steward, within five (5) days after the complaining employee knew, or by reasonable diligence should have known, of such incident.

B. In the settlement of a grievance, the Company shall not enter into any agreement with any individual employee covered by this Agreement in conflict with the terms of this Agreement which will have any effect on the rights of other employees, and any settlement under any such private agreement will not constitute a precedent should a similar situation arise in the future.

C. If the grievance is not resolved to the satisfaction of the employee and it is desired that the grievance be considered further, the employee or his Grievance Committeeman or Steward may immediately file a written grievance with such supervisor. In any event, regardless of when the employee presents it orally to his immediate supervisor, or knows, or should have known, of the incident, such written grievance must be presented not more than fifteen (15) days next following the incident that caused the grievance (unless a different time is provided elsewhere in this Agreement for the particular type of grievance). The written grievance shall state the nature of the incident, the Section or Sections of this Agreement upon which the grievance is based and the redress or relief that is sought, and shall be signed by the employee and his Grievance Committeeman or Steward. The supervisor, or his designee, will discuss the grievance with the employee and his Grievance Committeeman or Steward and will give his answer within five (5) days after receipt of the written grievance. If the immediate supervisor and the Grievance Committeeman or Steward, at such meeting, feel the need for aid in arriving at a solution, they may, by agreement, invite such additional Company or Union representatives or witnesses as may be necessary and available to participate in further discussion.

Step 2

If the Step 1 supervisor, or his designee, does not give his answer within the prescribed time or if the answer is unsatisfactory to the Union and it is desired to appeal the grievance for further consideration, an appeal may be filed within five (5) days after the answer (or within five (5) days of expiration of the five (5) day answer period if no answer is given) with the person who supervises the Step 1 supervisor, signed by the employee's Grievance Committeeman. Such supervisor, or his designee, will discuss the grievance with the employee and the Grievance Committeeman and will give his answer in writing within five (5) days after the meeting.

Step 3

If the answer of the Step 2 supervisor, or his designee, is unsatisfactory to the Union and it is desired to appeal the grievance for further consideration, an appeal may be filed within five (5) days after receipt of the answer with the manager of the Step 2 supervisor, signed by the employee's Grievance Committeeman. The manager or their designee(s), will discuss the grievance in a meeting with the employee, the Grievance Committeeman and the International Union Representative, and will give an answer in writing within five (5) days after the meeting.

12.2 Grievance Meetings

Grievances to be handled through the grievance procedure should be taken up at such time of day as will least interfere with the regular working hours of the employees involved. If the Company finds it more convenient and practical to conduct such proceedings during regular working hours, and the Union representative is agreeable to meeting at such time, then Union grievance representatives who are called from their regular duty will be paid their regular wages as though they were on regular duty.

12.3 Grievance Committee

The Union's Grievance Committee shall consist of regular employees of the Company covered by this Agreement selected by the Local Union to represent major geographic groupings of employees. The initial major geographic groupings are considered to be at:

Barlow/Eddyville

Morganfield/Sebree

Earlington/Dawson Springs

Greenville

Green River

but said groupings may change with the addition or deletion of department and/or shift assignment of employees covered by this Agreement, but not to exceed five (5) in total. One (1) Grievance Committeeman shall be elected by the Local Union membership to represent each of said major geographic groupings.

In large areas and/or on shifts at the Green River Power Station where no Grievance Committeeman is employed, a Steward will be appointed as determined by the Local Union so that there will be at least one (1) Grievance Committeeman or Steward on each active shift. The Steward will act as an assistant to the Grievance Committeeman and be limited to the handling of grievances through Step 1 only.

During his term of office, should a Grievance Committeeman or Steward cease to be employed within the major group he represents, the office of Grievance Committeeman or Steward representing that group shall become vacant and shall be filled by the Local Union with a permanent employee of said group.

The Local Union President and Unit President shall be considered as a member of the Local Union Grievance Committee in addition to the Grievance Committeemen provided for above.

The Union shall furnish to the Company a list of its Officers, Grievance Committeemen and Stewards, and keep such list current.

12.4 Time Limits

A grievance that is not filed, appealed or referred to arbitration within the prescribed time limits shall be considered settled and shall not be processed in any subsequent steps of the grievance or arbitration procedure. If the second or third step supervisor does not timely answer, the Union can demand an answer by giving notice by registered or certified mail, return receipt requested, to the corporate labor relations manager. If no written answer is given in person or by posting in the mail within five (5) days after receipt of such demand, the particular grievance shall be deemed to be granted but without precedent.

12.5 Calculation of Time

The term "days" as used in this Article XII and the following Article XIII shall be understood and agreed to exclude all Saturdays, Sundays or Holidays occurring in each such calculation.

12.6 Group Grievances

In the event more than one employee desire to file identical grievances, either the Grievance Committeeman or Steward for the area in which the alleged grievance has arisen, or one of the aggrieved employees selected by the others, may file and process the grievance on their behalf as a class, provided the employees involved are adequately identified in the initial written grievance.

12.7 Union Grievances

A. The Union may file a grievance at Step 3 with regard to any obligation of the Company to the Union as such, as opposed to its obligations to the individual employee(s). Also in the

event an employee dies the Union may process any claim he would have had relating to any money due under any provision of this Agreement. In processing such claim on behalf of a deceased employee, the fifteen (15) day time limit for filing the initial grievance shall be waived.

B. In the event the Union believes that an interpretation contrary to the terms of this Agreement has occurred with respect to one or more employees, which interpretation, if established as a practice, might adversely affect other employees in the future, if the directly affected employees fail to file a grievance, then the Union may file a grievance in its own name at Step 2 for the purpose of obtaining a prospective determination with respect to employees generally.

12.8 Expedited Procedure

Notwithstanding the procedures set forth in this Article, the parties may by agreement omit any Step or Steps and proceed to a higher Step.

12.9 Extension of Time Limits

It is understood and agreed that any time limits specified in this Article XII and the following Article XIII may, and should be, extended for good reason shown. The period during negotiations for an extension or renewal of this Agreement shall specifically be deemed as requiring a liberal interpretation of this Section.

ARTICLE XIII

ARBITRATION PROCEDURE

13.1 Arbitration Procedure

If the Step 3 answer of the Plant General Manager, the Manager Substation Construction and Maintenance, the Manager Electric System Planning Engineering and Metering, or the Manager Earlington Operations, or their designee(s), is unsatisfactory to the Union, the Union may refer such grievance to arbitration by delivering to the Manager, Corporate Labor Relations, within twenty (20) days after receipt of the answer, written notification that it desires to arbitrate the grievance. If the Company and the Union are unable to agree to an arbitrator, the Company and Union shall jointly request the Federal Mediation and Conciliation Service to provide a list of seven (7) qualified arbitrators who have training or experience in the subject of the dispute in question. The representatives of the parties shall either agree to an arbitrator on the list or select one by each party's alternately striking a name from the list until one name remains. More than one grievance may be submitted to the same Arbitrator if a multiple submission is agreeable to both parties.

13.2 Arbitration Hearing

The arbitration hearing shall be scheduled for a date as soon as mutually agreeable but within sixty (60) calendar days of the date that the Arbitrator is selected by the parties, provided the Arbitrator is available. The arbitration hearing shall be held at the Green River Power Station or the Company's District Office nearest to where the grievance arose or at a place mutually agreed upon by the Company and the Union or, if they are unable to agree, the Arbitrator shall select a neutral place in Madisonville, Kentucky for the hearing.

13.3 Duties of the Arbitrator

It shall be the duty of the Arbitrator to hear and render a decision on a dispute submitted to him in accordance with the terms of this Agreement. The Arbitrator shall regard the provisions of this Agreement as the sole and complete understanding governing the relationship of the parties, and it shall be his function to interpret and apply the specific provisions of this Agreement. The Arbitrator shall not supplement, enlarge, diminish or alter the scope or meaning of any provisions of this Agreement, nor entertain jurisdiction of any subject not covered hereby.

The decision and award of the Arbitrator shall be final and binding on the Company, the Union and the employees.

13.4 Costs of Arbitration

The compensation and expenses of the Arbitrator shall be borne equally by the parties. The compensation and expenses, if any, of witnesses and other participants in the arbitration shall be borne by the party desiring or requesting their presence, except that an employee at the Green River Power Station or an employee in the district where the grievance arose who is a witness may appear during his normal working hours for the time necessary to give his testimony only without loss of pay.

13.5 Arbitrator's Decision

The Arbitrator shall be jointly requested to render a copy of his decision to each party in writing within thirty (30) calendar days from the date of close of the hearing, or the filing of briefs, if any.

ARTICLE XIV

DISCIPLINARY SUSPENSION AND DISCHARGE

While it shall remain the policy of the Company to warn employees for minor infractions before taking disciplinary action or discharging them, it is understood that certain major offenses may be cause for immediate discipline, including discharge. Grievances involving discharge shall automatically be referred to Step 3.

In the event any employee is called before a Company representative for the purpose of being reprimanded or receiving disciplinary action, he will be, if he so chooses, allowed to have a Local Union representative present. In the event the Company intends to suspend or discharge an employee, or give a final written warning to an employee prior to discharge, the Company

will inform the employee of his or her right to union representation. The parties agree that in general it is in the best interest of all concerned that disciplinary action be taken in private.

Should it be determined by the Company during the grievance procedure that any disciplinary action is too severe, or if a grievance concerning disciplinary action by the Company is referred to arbitration and the final decision of the Arbitrator results in a modification of the disciplinary action taken, the employee shall receive compensation for time lost from work in such amount as the Company and the Union mutually agree if the matter is resolved in the grievance procedure, or, if the matter is decided by an Arbitrator, as the Arbitrator may deem necessary to give proper redress under the circumstances, including consideration of any earnings or other compensation received by the employee during the period of such lost time; but the Arbitrator shall not reduce any back pay award by reason of earnings the employee would have received (such as from his farm, etc.) even if he had not lost time from work.

If an employee is discharged after completion of his probationary period and the discharge is protested through the grievance procedure, the Company will continue normal insurance coverage for such employee until the grievance is finally resolved.

ARTICLE XV

TEMPORARY ASSIGNMENTS AND PERMANENT JOB VACANCIES

15.1 Temporary Assignments

The Company may temporarily assign any employee to work in any other job classification; except that at Green River Power Station, other than in cases of emergency, consideration will be given to the senior available employee temporarily working out of his classification when there is a need to return an employee to such classification. If the employee has been temporarily assigned to a lower rated job, the applicable rate shall be the rate of his regular job, and if the employee has been temporarily assigned to a higher rated job, the applicable rate will be the higher of the rate of his regular job or the minimum of the rate range

for the job to which he is assigned. Such assignments shall be effective upon the execution of a payroll authorization by a supervisor, and payment for work in a higher classification will be for a period of not less than eight (8) hours. When a temporary assignment to another job classification or another shift of one (1) week or more is to be made, employees in the various classifications required will be permitted to indicate their choice of assignment in order of seniority, but the final right to make such assignments, and to change them from time to time, is exclusively reserved to the Company in order to assure safe and efficient operations. Such temporary assignments on a shift at the Green River Power Plant will not exceed two (2) hours if the crew is not fully staffed (at least five (5) employees).

15.2 Permanent Job Vacancies

A. Policy

It shall be the Company's policy to advance senior employees when permanent job vacancies occur, provided the employee is qualified.

It is the Company's intent to allow current bargaining unit members to bid on jobs before hiring from the outside, where possible. Depending on the current operational needs, the Company agrees to bid lower positions such as C or B, (if no C classification exists), lower positions (Unit Operator Assistant and/or Auxiliary Operator) in the Green River Power Plant operational group, and/or Trainee, where no qualified bidders exist for top rated positions. Should the Company determine the need is for immediately filling an upper rated position, the Company will discuss this with the Union before hiring from the outside. The final decision will rest solely with the Company, based on operational needs.

B. Posting Procedure

(1) When the Company determines that there is, or will be a permanent vacancy in the bargaining unit, it will post, for five (5) days, Saturdays, Sundays and Holidays excluded, a notice describing the job and its special qualifications, if any, including residency requirements

for members of service organizations, if applicable, on bulletin boards throughout the bargaining unit. Copies of all such postings shall also be sent to the Union's Unit Secretary. An employee desiring consideration in the event of such a permanent vacancy should make written application on forms provided by the Company during such five (5) day period. After having given consideration to each applicant's Seniority, prior experience, work record, skill and ability, the Company will post the name and seniority date of the successful bidder, if any, on the bulletin boards throughout the bargaining unit. Normally such announcement will be made within three (3) weeks after completion of the posting. During the time necessary to consider applications, the Company may fill the vacancy temporarily by assignment of any available employee. Employees who fail to make application will be considered to have waived their interest in the particular vacancy for that particular occasion only.

(2) If a posting is for a vacancy in a classification to which employees normally advance without bidding, such as provided in Paragraph G below, and if there is no qualified applicant and the Company does not hire a new employee from outside for the posted vacancy, then if the Company desires to fill the vacancy with an employee in a lower rated job than the one previously posted, it will post such lower rated job prior to hiring a new employee for such lower rated job.

C. Bid by Absentee

The Company and the Union will cooperate in contacting any employee who is absent from work due to illness, injury, vacation or for other legitimate reason as specified in this Agreement during the entire posting period who notified either the Company or the Union, if possible, prior to his absence of an interest in bidding, to assure he is notified of the posting. If such employee is absent for three (3) weeks or less and is not contacted during such period and afforded an opportunity to bid, then upon return to work, he may bid on a job posted during his absence. However, such bid must be made within five (5) working days after the employee's return to work. If the Company awards the bid to such previously absent employee and if it had previously made an award to another applicant, such other applicant will be returned to his previous job.

D. Bidding Limitation

An employee shall be limited to no more than one permanent job transfer per year under this bidding procedure to a job of equal or lower rate unless for reasons of health or for other good and sufficient reasons shown. Additionally, any employee hired (or an employee rehired after loss of Seniority), after August 1, 2002 shall be ineligible to bid for a period of one (1) year from their date of hire.

E. No Qualified Applicants

Should there be no qualified applicant for any vacancy, then the Company may exercise its discretion in the filling of the vacancy by voluntary transfer or by hiring or it may cancel the posting.

F. Hiring Experienced Employees

Should the Company hire any new employee who has had prior experience on a similar job requiring such skills for which hired to fill a vacancy for which the bidding procedure has not been completed, he shall be placed in the proper classification at a rate commensurate with such experience. Should any lower-rated employee with Seniority at the time of hiring such new experienced employee believe that he was qualified to perform the job for which the new employee was hired and desires assignment to such job, he may request and shall be granted a review of his qualifications and shall be upgraded to the same rate for which such new employee was hired should the facts demonstrate he was so qualified. Such up-grading and pay for same to become effective the date of hiring the new employee.

G. Reclassification

A reclassification of an employee to a higher rated job, such as from Line Technician B to Line Technician A or from Maintenance Technician B to Maintenance Technician A, shall not be considered the filling of a permanent vacancy for purposes of this Article XV, and nothing in this Section 15.2 shall be construed to require the Company to post any such higher rated position.

H. Training

In filling permanent vacancies in higher rated jobs in operating groups at the Green River Power Station, it is agreed that if there is no qualified applicant and if a qualified person cannot be hired from outside, the Company will be guided by the factors set forth in Paragraph B(l) above in selecting an employee from a lower classification in the operating group to attempt to train for the vacancy with the senior applicant given preference if the other factors are relatively equal, provided that such employee has demonstrated the basic physical and mental capacities to become qualified within a reasonable period and provided that such employee has not been selected for another training position as described in this paragraph within the previous twelve (12) month period. Also, should the Company decide to attempt to train an unqualified employee to fill a vacancy other than in an operating group at the Green River Power Station, it will be guided by the factors set forth in Paragraph B (l) above in selecting an employee for such training with the senior applicant given preference if the other factors are relatively equal, provided that such employee has demonstrated the basic physical and mental capacities to become qualified within a reasonable period. In either event the Company will post a vacancy in the classification it desires to fill, designating that it is for training. The applicant selected shall not be assigned to such classification until he satisfactorily completes his training and becomes qualified.

I. Return to Former Classification

In the event an unqualified employee is selected by the Company for training for a job and does not become qualified within a reasonable period, he shall be returned to his former

classification or a classification of similar status. It is agreed that under normal circumstances an employee selected for training for a higher rated job in an operating group at the Green River Power Station under Paragraph H above should become qualified within 480 hours, within a 120 calendar day period.

J. Residence Requirements

It is recognized that as a public utility the Company is obligated to provide reliable service to its customers. Such may at times make it necessary for employees to work overtime, both scheduled and on an emergency basis. Employees are expected to work their fair share of overtime work when called upon to do so by the Company and failure to do so may be cause for appropriate disciplinary action.

- (a) In addition, to assist in promptly responding to overtime callouts for emergencies, Line Technicians, Service Technicians, Substation Technicians, Meter Technicians and Customer Order Technicians shall reside within twenty-five (25) miles of their reporting location.

ARTICLE XVI

ABSENCES AND LEAVES OF ABSENCE

16.1 Absences

A. It is understood that an employee has a responsibility to his job and to the Company to report for work on time as scheduled. An employee who reports for work after his starting time may be refused work for the day at the discretion of his supervisor if a replacement for him has been called, his crew has already left without him or there is otherwise no work readily available for him.

B. When an employee cannot for any reason, report for work as scheduled he must, in accordance with established procedures in effect at the time, notify the Company (personally or by other acceptable means) prior to scheduled start time, indicating to the extent possible the probable duration of his tardiness and absence, unless unavoidable circumstance would prevent employee from doing so. Failure to comply could result in an unexcused absence, even if the absence would otherwise have been legitimate.

16.2 Disability Leave

Upon reasonable advance request, if possible, leave of absence without pay will be granted to any employee for illness, injury or pregnancy which prevents the employee from working, verified by the employee's doctor if requested, and concurred in, if the Company deems advisable, by a doctor selected by the Company, and will from time to time be extended if the circumstances warrant unless the employee's Seniority terminates under Section 9.5(F) or (K). The Company may require reasonable periodic verification from the employee of continued inability to work. To the extent such absence is covered by paid sick leave, long-term disability insurance or similar insurance, the reports under such programs shall be sufficient verification.

16.3 Personal Leave

At the Company's discretion, leaves of absence without pay for an agreed upon period of time may be granted to any employee for personal reasons, and may from time to time be extended for additional periods if the circumstances warrant. Requests for such leaves of absence and extensions must be made in writing and approved by the Company.

16.4 Return To Work

A. The Company may require that an employee returning to work after being absent for a period in excess of five (5) consecutive workdays due to any temporary disability or personal leave furnish, prior to the resumption of his duties, a certificate of ability to return to

work and perform his regular duties from the employee's doctor, concurred in, if the Company deems advisable, by a doctor selected by the Company.

B. Examination by the doctor selected by the Company shall be confined to the illness or injury that caused the absence or to an illness or injury known or reasonably suspected to have occurred to the employee during such leave of absence. Such examination shall not be directed toward a condition that existed prior to the temporary disability or leave of absence unless the Company reasonably believes it would affect his ability to be qualified for his job.

C. Examination by the doctor selected by the Company shall be at the expense of the Company.

D. In the case of a disagreement between an employee's doctor and the Company doctor concerning the health of an employee, and the dispute becomes the subject of a grievance, a third disinterested doctor having special knowledge and experience in the matter shall be chosen by mutual agreement between the Company and the Union or if they are unable to agree, a third doctor chosen by an arbitrator shall examine the employee, and his decision shall be final and binding. The expense of the third physician shall be borne equally between the Company and the Local Union.

E. Nothing in this section shall be interpreted to affect the Company's right to require a physical examination at any time when it has reason to believe that an employee has a disability which could affect his ability to perform his job safely.

16.5 Early Termination

Any employee who desires to terminate his leave and return to work prior to the normal expiration date of any leave granted him may do so upon satisfying the requirements for return and giving the Company three (3) working days notice.

16.6 Pregnancy Leave

An employee on pregnancy leave may remain on leave for a period equal to the time allowed for non-work related illness or injury as provided in Section 16.2. Upon return to work, she may reclaim her job or select another in the same manner as if she had been absent for any other non-work related illness or injury. If the employee fails to apply for reinstatement, or refuses to take an available position as above provided, her employment shall be terminated.

16.7 Leave For Union Business

A leave of absence without pay will be given to employees who are elected and/or chosen delegates for the purpose of attending conventions, conferences and such usual and proper functions of the Union (normally not to exceed two (2) weeks plus travel time). Not more than two (2) employees shall be eligible for such leave at any one time, but if two (2) are to be absent at the same time, they will be selected from unrelated work groups so as to avoid a double burden on the remaining employees by reason of the absences. The Company, without creating any future obligation or precedent, may grant Union requests for leaves for additional employees. The Union will give sufficient notice to allow for orderly replacement on work assignments.

16.8 Periodic Payments

It should be the responsibility of the employee to make arrangements for the payment of any insurance premiums and the like which are his obligations during any leave of absence.

16.9 Fraud

Obtaining a leave of absence or extension thereof under false pretense or falsifying forms, applications, and other information pertaining to a leave may be cause for appropriate disciplinary action.

ARTICLE XVII

ALLOWED TIME

17.1 Funeral Pay

Funeral leave is paid for a maximum of five days for Immediate Family Members who include: spouse, child, step-child, or parent or step-parent.

Funeral leave is paid for a maximum of three days for Other Family Members who include: brother; sister; grandparents; grandchildren; parents-in-law; sons-in-law; daughters-in-law; spouses of the employee's brothers or sisters; employee's spouse's brothers, sisters, parents and grandparents; step relations of the preceding, or any relative living with the employee.

Such days shall be consecutive work days and shall be computed in direct relation to the death and funeral, but shall not extend beyond the day following the funeral, except in the case of the death of an Immediate Family Member in which case such days may extend to the second day following the funeral. Payment will not be made for any day during such three- or five-day period on which the employee would otherwise not work.

Employees will not be paid for unused funeral leave.

Should the employee need to be absent on a normal scheduled day or days, other than those for which payment is provided above, the employee may elect to take such day or days as vacation time, provided he is then entitled to sufficient vacation time which he has not utilized by time off or for which he has not been paid.

Payment shall be made on the next pay day after receiving notice in writing from the employee and (a) the name of the deceased person and relationship to the employee, and (b) the date and location of the funeral.

If a day for which an employee would otherwise be entitled to funeral pay falls on a day on which the employee had scheduled vacation, holiday or other time off, at the request of the employee, the previously scheduled time may be rescheduled and the employee will receive Funeral pay.

17.2 Military Training or Temporary Duty

Except as otherwise provided by law, if it should become necessary for an employee to leave the service of the Company to serve in the Armed Forces of the United States, or should an employee volunteer for service in any of the Armed Forces of the United States, then any such employee shall retain and accrue his seniority during such service, provided he returns to the employ of the Company within ninety (90) calendar days after his demobilization or release from the service, and provided further that he is fit and competent and has received a release or discharge under honorable conditions. A reservist who is called to active duty as a result of mobilization shall receive a supplement, for ninety (90) days from being called, of the difference between military pay and the employee's base pay in effect prior to taking leave under this Article. If the employee's family elects to continue dental coverage under the provisions of COBRA, the Company will waive the premium for such coverage up to twelve (12) months. Additionally, an employee who participates in military summer camp or short-term duty up to three (3) weeks will receive a supplement of the difference between military pay and the employee's base pay. Except as otherwise provided by law, this Article shall not apply to any employee who re-enlists or otherwise extends his period of full-time military service beyond the period of time of his military obligation to the United States. The employment status of an employee shall not be affected by his enlistment or participation in the civilian components of

military services, regardless of whether such enlistment or participation is voluntary or mandatory.

17.3 Jury Duty

If a regular full-time employee (other than a probationary employee) is summoned for jury duty or is subpoenaed to appear as a witness in court and is required to so report or serve or appear on a regular workday during normal working hours which he would otherwise be scheduled to work, he shall be paid the difference between his normal straight time hourly rate (including regular shift differential, if any, and any other regular hourly payments) for those hours lost and the payment received for such service (but not including any payment officially designated as expenses). In the case of such an employee on an afternoon or night shift, the Company shall reschedule him to the day shift for days he is required to report to court. If any such employee is not required to appear until, or is released from such service at, a time that reasonably permits him to report to work or to return to work during his scheduled hours, he will so report or return and may be assigned to his normal duties or may be assigned to such other work as may be available. To be entitled to pay under this section, an employee must notify his supervisor as far in advance of the date he is required to report for such duty as possible and present a statement from the Clerk of the Court giving the time and date of such duty and the amount of compensation received for such service. In no event shall pay under this Section exceed eight (8) hours pay per day.

17.4 Sick Leave Plan

Any employee who cannot report to work as scheduled because of personal or family illness should attempt to contact his or her manager before the scheduled start time or as soon as possible thereafter. Medical certification may be requested. Any employee at Green River should contact his or her supervisor or manager at least one hour before the scheduled start time unless unavoidable circumstance would prevent employee from doing so.

The Company will provide up to 40 hours of sick leave per calendar year.

Unused sick leave may not be accumulated. Unused sick leave is not paid to the employee.

An employee may use sick leave in one-hour increments.

A. Employee

1. Must report the cause of the employee's absence to his or her immediate supervisor (or to the individual designated by the supervisor to receive such reports) as soon as possible, but in any event not later than the beginning of the first work shift from which the employee will be absent;
2. Must adopt such remedial measures as may be commensurate with his or her disability;
3. Must, upon request, present evidence satisfactory to the Company, of the employee's inability to work, or that the injury or illness was non-occupational;
4. Must have accumulated unused sick leave credit at least equal to the hours being reported for sick leave pay; and
5. Must advise his or her supervisor (or the individual designated by the supervisor to receive such reports) of the date on which the employee expects to return to work as far in advance thereof as possible. Where the employee's work is being performed by relief or substitute personnel, at the supervisor's request such advice must be given at least one hour prior to the beginning of the shift on which the employee expects to return to work.

B. No sick leave will be allowed for any injury or illness arising out of, or in the course of, any occupation or employment for wage or profit.

Sick leave credit cannot be used for any other purpose than specified in the plan, and is not payable in cash, or in any other form, should the employee leave the Company. This plan is designed to assist the employee to prevent a loss of income due to absence from duty because of illness.

If an employee becomes ill or injured while on vacation, the employee shall be paid only for the vacation, except as noted in 8.7(A).

If an employee becomes ill or injured on a holiday, the employee is to be paid only for the holiday.

If the illness continues after a vacation or holiday period, benefits under the Sick Leave Plan would commence upon completion of the scheduled vacation or holiday.

17.5 Personal Days

An employee should prearrange all personal days with his or her supervisor or manager. Two personal days are available during the calendar year for current employees. During the first year of employment personal days will be pro-rated according to the following schedule:

- Hired before July 1, the employee will receive 16 hours personal days
- Hired between July 1 and October 31, the employee will receive 8 hours personal day
- Those hired on or after November 1 will not be eligible to receive their personal days until January 1 of the following year.

If an employee has available personal days, he or she will be required to use that time for bridging to Short Term Disability (STD) if remaining sick time is not adequate.

There is no carry-over of unused personal days.

There is no pay in lieu of personal days under any circumstances.

17.6 Accumulated Sick Leave

An employee's unused sick leave hours, as of 09/30/99, can be used for the same purposes, other than for family illness, as the sick leave in Section 17.4 after the sick leave

awarded each calendar year under 17.4 has been exhausted. The unused sick leave hours will be reduced by the number of hours used for this purpose.

In addition, unused sick leave hours as of 09/30/99 may be used to increase the pay an employee receives under the STD program in Article 18 for hours at 75% to 100%. The unused sick leave hours will be reduced by the number of hours used for this purpose.

In accordance with the provisions of the Company's retirement Annuity Plan, an employee's "credited service" at retirement as that term is defined in the Plan, will be increased by the number of that employee's unused days of sick leave as of his or her retirement date at a rate of 260 days being equal to one year of "credited service." Unused days exceeding, or less than, 260 will be expressed as a fraction of a year, as it is defined herein.

ARTICLE XVIII

HEALTH AND RETIREMENT BENEFITS

During the term of this Agreement the Company will continue to provide the existing or no less favorable group life insurance, long-term disability insurance, retirement annuity and medical, including post-retirement medical insurance benefits, dental assistance program, employee savings plan, employee assistance program, dependent care assistance plan, and dependent life insurance plan, short term disability and workers' compensation supplement for members of the bargaining unit as are provided for other full time employees of the Company, except as described in 18.1, 18.2, and 18.3 below. The details of such benefits shall be as specifically provided in master plan documents or insurance contracts covering the terms of such plans. (A) payments for such benefits must be deductible as business expenses or contributions to a qualified plan, and (B) benefits provided through an insurance carrier shall be those provided by the policy or contract and such coverage must continue to be available from the same or another carrier on a reasonable basis. If occasion to change or discontinue any such benefits should arise under clause (A) or (B), the Company will notify the Union and the parties will promptly enter into negotiations as to the benefits to be changed or substituted. The Company will furnish identification cards for medical purposes. The Company will furnish each employee

annually the amount of his accumulated sick leave and the aggregate amount of his contributions to the retirement plan.

The Company will assume an increase of 4% in each year of the Contract in medical and hospitalization expense per employee. To the extent this expense increases over 4% the employees will absorb increases up to the next 4%. Should the total increase exceed 8%, the Company and the employees will equally share in the balance of that expense.

With respect to medical benefits, to the extent that individual plan premiums exceed the Company's contribution, the employees will contribute the additional cost of premiums according to the plan they select. Contributions will be made monthly on a pre-tax basis.

A representative of this union will participate on a joint Health Care Task Force which will meet biannually to review trends in health care, review current Company Medical benefit plans, and make cost containment recommendations. The joint Health Care Task Force will also be charged with the responsibility of recommending changes, including plan design changes and increases in co-pays on doctor visits and prescriptions. The task force will establish their priority as avoiding future increases in employee contributions to the extent practicable while maintaining the current quality of coverage. However, the Company retains the right in its sole discretion to modify the terms, conditions and level of benefits under these medical, so long as benefits for employees covered by this Agreement are the same as provided to other full-time employees of the Company.

18.1 Employee Savings Plan

The Company matching contribution under the LG&E AND KU ENERGY LLC Savings Plan is 70 percent on employee contributions up to (6) percent of covered compensation.

18.2 Retiree Medical Insurance

A. Bargaining unit employees employed by the Company as of December 31, 2005 will be eligible for retiree medical benefits, the details of such benefits will be as specifically provided in the master plan documents or insurance contracts covering the terms of such plans. For employees retiring January 1, 2012 or after, the Company will contribute monthly up to \$200.00 toward the cost of a Company medical plan for the eligible retiree. Such \$200.00 credit shall continue until attainment of age 62, which at such time the credit shall increase to \$465.00. The \$465.00 credit shall continue until age attainment of age 65, which at such time the credit shall revert to \$200.00. Additionally, the eligible retiree's spouse or other dependent will be eligible for an additional \$100.00 toward the cost of his/her insurance premium. The maximum total monthly credit shall be either \$300.00 or \$565.00 depending upon the age of the former employee.

B. Bargaining unit employees hired by the Company on or after January 1, 2006, will be eligible for the same retiree medical benefits however, the Company premium contribution will be a lump sum account that will spring into existence on the eligible retiree's date of retirement. This Retiree Medical Account must be used for the sole purpose of paying for retiree medical coverage through the Company.

The initial lump sum amount will be determined based on the following formula:

1. For the retiree, \$2,000 per year of service after age 45, with a maximum initial account balance of \$30,000.
2. For the dependents, a total initial account balance equal to 50 percent of the initial account balance for the retiree.

On the date the eligible employee retires, the Company will fund this Retiree Medical Account. Once funded, the account balance will be credited with interest based on the 10-year Treasury rate subject to a four (4) percent minimum and a seven (7) percent maximum.

The retiree may elect to pay the age-related monthly premiums from the Retiree Medical Account in full or in part until the account balance reaches zero. Once the Retiree Medical

Account is fully depleted, the retiree may continue medical coverage through the Company by paying 100 percent of the age-related monthly premiums.

The details covering the provisions of the Retiree Medical Account will be as specifically provided in the master plan document covering the terms of the plan.

18.3 Retirement Income Benefits

Bargaining unit employees hired by the Company on or after January 1, 2006, will be eligible for the Retirement Income Account under the LG&E Energy LLC Savings Plan instead of the LG&E Energy LLC Retirement Plan. The Company will make an annual lump sum contribution based on the following schedule to the employee's Retirement Income Account in the LG&E Energy LLC Savings Plan.

Years of Service as of January 1	Percent of Compensation (as defined under terms of LG&E Energy LLC Savings Plan)
Less than 6	3 percent
6 but less than 11	4 percent
11 but less than 16	5 percent
16 but less than 21	6 percent
21 or more	7 percent

The annual lump sum contribution will be made by April 1 of the applicable year and the employee will be immediately 100 percent vested. Such bargaining unit employees on the active payroll as of December 31 of the preceding year, regardless of whether the employee has satisfied the three month eligibility requirement, will receive this annual lump sum contribution. The details covering the provisions of the Retirement Income Account will be as specifically provided in the master plan document covering the terms of the plan.

ARTICLE XIX**TRANSFER OUT OF THE BARGAINING UNIT****19.1 Permanent Transfer**

The selection of employees to be promoted to supervisory positions or to be transferred to other positions excluded from the bargaining unit shall be at the sole discretion of the Company, subject to the agreement of the employee. For the first sixty (60) calendar days the employee shall continue to accrue Seniority in the bargaining unit. If the Company transfers him back to the bargaining unit, or he asks to be removed from the position within the sixty (60) days period, he shall return to the bargaining unit and will be placed on the job he held prior to such promotion or transfer, or to another job in accordance with such accrued Seniority if an adjustment in the workforce has occurred during his absence. If he continues in the supervisory or other position outside the bargaining unit beyond the sixty (60) day period, his Seniority shall be broken and he shall lose all rights under this Agreement. The Company will notify the Unit Secretary of the date of permanent transfer.

19.2 Temporary Transfer

Should an employee covered by this Agreement temporarily be designated by the Company as a Temporary Supervisor to fill in temporarily for eight (8) hours or more for any regular supervisor such as during vacations, illness, death in the family, jury duty or other absences of a temporary nature, and the employee accepts such duties, he shall receive his regular rate of pay or the rate of the supervisor whose work he performs, whichever is higher, during the period that the employee performs such work. (An exception is in the Coal Yard-See Note 1) The area grievance committeeman or Unit President will be informed of such designation.

ARTICLE XX**WAGES**

20.1 Hourly Wages

The hourly wage rates for the respective job classifications and the effective dates thereof are as set forth in Exhibit A to this Agreement.

20.2 Shift Differential

A. A shift differential of ninety cents (\$.90) per hour shall be paid for all work performed by full time employees assigned to an afternoon shift, and one dollar and five cents (\$1.05) per hour shall be paid for all work performed by such employees assigned to a night shift. Any shift regularly commencing at or after 5 a.m. and prior to 12 noon shall be considered a day shift. Any shift regularly commencing at or after 12 noon and prior to 8 p.m. shall be considered an afternoon shift. Any shift regularly commencing at or after 8 p.m. and prior to 5 a.m. shall be considered a night shift.

B. A shift differential of forty-five cents (\$.45) per hour shall be paid for all work performed by full time employees at Green River Power Station assigned to a rotating shift regardless of when a particular shift may commence.

C. A shift differential of one dollar and five cents (\$1.05) shall be paid for all work performed by full time employees at Green River Power Station assigned to a relief shift regardless of when a particular shift may commence.

D. Only one shift differential can be applicable to any particular hours by any employee.

20.3 Sunday Differential

A Sunday differential of one dollar and twenty-five cents (\$1.25) per hour shall be paid for all work performed on Sunday by full time employees who are assigned to work on Sunday as a part of

their normal (non-overtime) schedule. This differential will be in addition to any applicable shift differential.

20.4 Pay for Work Performed

If an employee who is regularly required to, and who is qualified to, perform the work of the next higher classification makes a request to the Company that he be promoted, the Company at its option will either (a) stop requiring him to perform the work, (b) temporarily assign him to the classification under Section 15.1 for the periods he is required to perform the work or (c) permanently promote him to such classification.

ARTICLE XXI

TWO-PERSON CREW PREMIUM

When two non-supervisory employees are assigned work to be performed without the direction of a supervisor and the work involves the installation, maintenance or operation of electric lines or equipment, the company may designate one of the employees to be in charge of the work to be performed. The employee designated to be in charge shall be paid a \$1.00 per hour premium over their regular rate of pay.

ARTICLE XXII

EMPLOYEES WORKING AWAY FROM THEIR REGULAR PLACE OF EMPLOYMENT

22.1 Transportation and Lodging

Whenever an employee is temporarily assigned duties away from his regular place of employment, he will be provided transportation, or compensation for transportation, between the

temporarily assigned job and his regular place of employment or headquarters. If, in the opinion of his supervisor, it is impractical for the employee to return daily to his regular place of employment, the Company will provide suitable lodging (single room, if available) and board at or near the place of such temporary employment.

For each trip authorized by the Company, between the places of work assigned and the regular place of work or headquarters, time required for travel shall be considered as time worked. It is not the policy of the Company to require any employee to stay away from his regular place of employment or headquarters for a continuous period of more than two (2) weeks, except in cases of emergency.

Except in cases of emergency, employees who will be required to stay away from home overnight will be given notice of that requirement as soon as possible, but not later than the day before.

22.2 Meals

When it is necessary for any employee to work in areas away from his regular headquarters, or to work hours in excess of his normal hours, the Company will provide additional compensation or meals as follows:

A. Whenever a line crew, service crew, substation crew, or any employee is working away from their regular headquarters and returning to their regular headquarters each day, but are working in an area where it is not practical to return to headquarters within the 1-hour period allowed for the noon meal, the Company shall provide an additional \$7.00 of compensation to be added to the employee's payroll check as reimbursement for the purchase of the noon meal by the employee, provided the lunch can be obtained in the area in which the crew or employee is working. Work groups who choose to use a ½ hour lunch period will forfeit any meal entitlement to which they may otherwise have been entitled. Where the lunch cannot be obtained in the area in which the crew or employee is working, then each employee will be required to bring his own

lunch with him from home. In those instances in which it will be necessary for the employee to bring his own lunch, then the supervisor should so advise on the day before working in the area.

B. Whenever a line crew, service crew, substation crew, or any employee performs work in excess of 2 hours beyond his normal quitting time of his normal scheduled shift, the Company will furnish or pay for the employee's meal, or meals, required during such hours of work.

C. Whenever any employee or crew is working away from regular headquarters and not returning to their regular headquarters each day, then all board and lodging while away from regular headquarters will be paid for by the Company. Under such circumstances, the supervisor will arrange for a hot lunch to be selected from the regular menu at a public eating place at noon if it is practical to do so. Under no circumstances should more than one (1) hour be taken for the noon lunch period, including travel time from work area to the eating place and return. If the work is so located that it is impractical for the crew to go to a public eating place for their noon meal, then the supervisor will arrange for lunches to be provided at the job site.

D. In those cases where the work is so located that it is impractical for the crew to go to a public eating place for their noon meal and the employee is either provided the noon meal or is reimbursed for the purchase of the noon meal under this Section 22.2, it will be permissible for the supervisor to authorize the taking of only 30 minutes for the lunch period and quitting work 30 minutes earlier than would be the case where an hour lunch period is taken. Except during emergencies or during extraordinary circumstances, the lunch hour of day shift employees shall normally begin not earlier than 11:00 a.m., nor later than 1:00 p.m. local standard time.

ARTICLE XXIII

RETIREMENT

The practice of retirement of employees at age sixty-five (65) will continue in effect; provided, however, that if for any period during the life of this Agreement, mandatory retirement at such age shall be prohibited by law, then for so long as such prohibition shall remain in effect, the retirement age hereunder shall be increased to such age as is necessary in order to comply with the law.

ARTICLE XXIV

BULLETIN BOARD

The Company will either provide space on its bulletin boards, or provide separate bulletin boards at the same locations, where notices of the Union meetings and other official business of the Union may be posted from time to time. Such notices shall not consist of or include advertising or the promotion of political, religious or charitable projects or contain any material derogatory to the Company, any of its affiliates, or any employee or employees of the Company.

ARTICLE XXV

SHIFT PREFERENCE

A. At the Green River Power Station, the selection of assignments within the operating groups will be made as follows:

During the month of December of each year, the Company shall first identify the operating groups by posting under the name of the Shift Supervisor; provided this shall not restrict the Company's management right to change supervision from time to time. The employees in the various classifications required will be permitted to indicate their choice of assignment to an operating group in order of seniority, but the final right to schedule group positions, and to change them from time to time, is exclusively reserved

to the Company in order to assure safe and efficient operations. Any resulting change in group assignments will become effective at the start of a pay period near the first of January selected by the Company.

B. In the event that a vacancy occurs in an operating group after the shift selection process above, the replacement will be placed on the shift where the opening occurs.

C. Vacancies created while operators are in training will be filled by Relief Operators from Relief Group "R".

D. When possible, because of available relief, the Senior Relief Group "R" operator in the classification needed shall have first choice in filling the temporary vacancy created because of training.

E. When a successful bidder is posted on or before December 1, he or she will be permitted a shift selection for the following year within the classification to which they bid by order of seniority among the employees in that classification regardless of whether training has or has not been completed.

F. The Relief Group "R" Unit Operators, Unit Operator Assistants, and Auxiliary Operators will work non-relief days at assigned duties.

G. Relief operators shall be listed on the overtime list in his/her own classification, and one classification immediately below.

ARTICLE XXVI
SUCCESSORSHIP

The Company agrees that the Collective Bargaining Agreement between the parties will remain in full force and effect for the specified duration regardless of any change in the

ownership of the Company. The Company will include a provision, in any sales or merger agreement, with any successor or assign, that will affirm and make the continuation of the Collective Bargaining Agreement a condition of the sale or merger of the Company.

ARTICLE XXVII
MOVING EXPENSES

A. When the permanent reporting location of an employee is changed (a) because of his bidding into a permanent job vacancy under Section 15.2 of this Agreement, or, (b) when the Company requests him to take a job which requires his moving to another location, or, (c) when he is released for lack of work and then exercises his placement rights to displace another employee under Section 10.1 of this Agreement, and the employee is required to move his residence because of this change, the Company will pay a lump sum payment, net of taxes, and payable upon the employee's relocation equal to:

- One (1) month's base pay for renters
- Two (2) month's base pay for home owners

B. As much advance notice as possible will be given the employee of the proposed change in headquarters to give him sufficient time to arrange for new quarters in the new locality. If it is not possible to give the employee reasonable notice of the proposed change in permanent headquarters, and it is necessary for the employee to live in the new location until he can arrange to move, the Company will pay his reasonable board and lodging expenses not to exceed one calendar month unless otherwise agreed upon. If it is not possible to give such reasonable notice of the change, but it is not necessary for the employee to live in the new location until he can arrange to move, the Company will pay mileage at its standard rate for the mileage by which the distance from his present residence to his new headquarters exceeds the distance to his old headquarters, not to exceed one calendar month unless otherwise agreed upon.

C. The Company shall not be obligated to pay the moving expenses of (a) any employee who has less than twelve (12) months of continuous service since last date of hire, or,

(b) in the case of any other employee, more than once in any period of twelve (12) consecutive months in connection with that employee's transfer to a new regular place of employment, unless (in either case) the move is at the Company's request.

D. Nothing in this Article of this Agreement shall be interpreted to require any employee to change his place of residence.

ARTICLE XXVIII

LAUNDRY

The Company will continue, as in the past, to pay for laundering the following items of employees' wearing apparel soiled in connection with the operation or maintenance of the Green River Power Station:

Coveralls

Overalls

Overall Jackets

Work Shirts

Work Trousers

The Company will not be responsible for dry cleaning any employee's clothing nor will it be responsible for laundering other items of clothing, such as underwear, T-shirts, socks, caps, gloves, towels, etc., nor for any special service, such as clothing repairs, for which a special charge is made.

The Plant General Manager will arrange for the above service with a commercial laundry operating in the area in such a manner as will insure satisfactory quality at reasonable cost.

ARTICLE XXIX

SAFETY AND HEALTH

The Company will continue, as heretofore, to make reasonable provisions for the safety and health of its employees during the hours of their employment. The Company and Union will cooperate in the continuing objective to eliminate accidents and health hazards.

The Company and the Union agree to a Joint Health and Safety Advisory Committee for the purpose of reviewing, discussing and recommending new or revised safety and health rules and procedures. The Committee shall be chaired by the Manager, Health and Safety, and shall meet quarterly. This Committee shall consist of not more than two (2) members of the Union. The Union representatives who shall attend a particular meeting shall be made known to the Manager, Health and Safety not less than two (2) weeks prior to the date established for the meeting. At the same time, the Union shall notify the Company of the subjects it desires to address at the meeting.

The Company will continue its practice of paying for approved lens and safety frames for an employee which are ordered through, and pursuant to the terms of, the Company's safety spectacle program. Also (except for items such as safety shoes and long sleeved shirts which would replace an employee's normal clothing) protective devices, protective clothing and other equipment required to be worn by the Company safety rules, and all tools required to perform the Company's work, shall be provided by the Company without cost to the employee.

ARTICLE XXX

CONFLICT WITH LAW

In the event any provision of this Agreement is held to be in conflict with or in violation of any state or federal statute, rule, decision, or valid administrative rule or regulation, such statute, rule, decision, administrative rule or regulation shall control, but all of the provisions of this Agreement not in conflict therewith shall continue in full force and effect.

ARTICLE XXXI
ENTIRE AGREEMENT

This Agreement sets forth the entire understanding between the Company and the Union and represents the full and complete agreement between the parties on all bargainable issues for the duration hereof. Both the Company and the Union unqualifiedly waive, for the duration of this Agreement, any obligation on the part of the other to bargain collectively with respect to any subject or matter not expressly covered by this Agreement. Neither party intends to be bound or obligated except to the extent that it has expressly so agreed herein and this Agreement shall be strictly construed. This Agreement applies only to the Earlington Operations, Areas 1 (Parkway) and 2 (Green River) of Kentucky Utilities Company as described in Article II herein, and no employee covered by this Agreement shall have or be entitled to any rights, benefits or privileges in any other region, plant or operation of the Company (now existing or hereafter established). None of the benefits, rights or privileges afforded by this Agreement to the Union or any employee shall survive the expiration or termination of this Agreement.

ARTICLE XXXII
TERMINATION

This Agreement shall be in full force from February 1, 2012, without modification or addition for its duration to 12:01 A.M. August 1, 2014, unless amended by mutual agreement.

Thereafter, it shall continue in force until sixty (60) days subsequent to notification by certified or registered mail, return receipt requested, by either party to the other party, but in no case shall terminate prior to the date indicated above.

Official addresses for such notification are:

Company: Manager, Labor Relations
 LG&E AND KU ENERGY LLC.
 220 West Main St.
 P.O. Box 32010
 Louisville, Kentucky 40232

With copy to:

Manager, Earlington Operations
Kentucky Utilities Company
195 Hubert Reid Drive
Earlington, Kentucky 42410

and

Plant General Manager
Green River Power Station
Kentucky Utilities Company
P.O. Box 191
Central City, Kentucky 42330

Union: Sub-District Director - District 8 United Steel, Paper and Forestry, Rubber,
 Manufacturing, Energy, Allied Industrial and Service Workers International
 Union
 200 High Rise Drive, Suite 144
 Louisville, Kentucky 40213

With a copy to Staff Representative servicing contract at that time.

IN WITNESS WHEREOF, the parties hereto have caused this Agreement to be executed by their duly authorized representative:

For the Company:
Kentucky Utilities Company
Earlington Operations, Areas 1 and 2

For the Union:
United Steel, Paper and Forestry,
Rubber, Manufacturing, Energy, Allied
Industrial and Service Workers
International Union

Paula Pottinger, SVP Human Resources

Leo W. Gerard, International President

Angie Gosman, Mgr. Labor Relations

Stan Johnson, International Secretary -Treasurer

Scott Cooke Mgr. Meter Design Strategy & Ops

Thomas Conway, International VP (Admin.)

Donald Mills, Mgr. Operations Center

Fred Redmond, Intl. VP (Human Affairs)

Barry Ray, Human Resources Manager

Ernest R. Thompson, Director, Dist. 8

Jessica Wilson,. Human Resources Manager

Joe Villines, Sub District Director

Jim Edelen, Mgr. Production – Green River

LOCAL UNION COMMITTEE

Steve Woodworth, Mgr Operations Center

Von Horton, Unit President Local 9447-01

Keith Walker, Negotiating Committee

Jeremy Wester, Negotiating Committee

A. J. Littlepage, Negotiating Committee

Jeff Vincent, Negotiating Committee

EXHIBIT A

**WAGE RATES
HOURLY RATES CLASSIFICATIONS
BARGAINING UNIT EMPLOYEES
EARLINGTON OPERATIONS, AREAS 1 (PARKWAY) AND 2 (GREEN RIVER)
INCLUDING GREEN RIVER GENERATING STATION
KENTUCKY UTILITIES COMPANY**

Whenever an employee is promoted to a classification having a higher starting rate, he shall receive the starting rate of the new classification or the next higher step in that classification which is at least ten (10) cents per hour above the employee's rate prior to the promotion. Thereafter he shall progress as though he had already worked the period required by the preceding steps in his new classification.

Any new employee, upon producing evidence satisfactory to the Company of previous experience in the classification in which he is being employed, shall be given credit for such experience, except that he shall not start higher than the "After One Year" step and, in such event, shall receive the "After Two Years" step after one year's continuous employment. However, if after employment he demonstrates that he has the knowledge, skill and ability equivalent to that of an employee who has had two years' experience in the classification, he shall receive the "After Two Years" step beginning with the first payroll period commencing after sixty (60) days of employment.

Any employee, other than a supervisor, who is designated by the Company to keep time of crews and/or record of material used by crews, shall, in addition to his regular wage, receive \$17.50 per month during the first year he is so designated, \$22.50 per month during the second year, and \$32.50 per month thereafter as compensation for the satisfactory performance of these duties.

Any employee, other than a supervisor, who is designated by the Company to operate winch truck used by crews shall receive six (6) cents per hour in addition to his regular wage.

Any employee, other than a supervisor, who is designated by the Company to keep time of crews and/or records of material used by crews, and who shall also be designated by Company to operate winch truck used by crews, shall be paid both the monthly and hourly premiums set out in the two preceding paragraphs in addition to his regular wage.

Effective July 17, 2011

Classification	WAGE SCALE		
	First Year In Classification	After One Year in Classification	After Two Years in Classification
Laborer – General	\$18.59	\$19.85	\$21.13
Line Technician A	\$30.41	\$32.08	\$34.06
Line Technician B	\$25.77	\$26.86	\$28.68
Line Technician C	\$22.47	\$23.83	\$25.64
Meter Technician A	\$30.41	\$32.08	\$34.06
Meter Technician B	\$27.02	\$28.28	\$29.72
Meter Reader (Note 5)	\$25.77	\$26.86	\$28.68
Patroller	\$27.02	\$28.28	\$29.72
Service Technician A	\$30.41	\$32.08	\$34.06
Service Technician B	\$25.77	\$26.86	\$28.68
Service Technician C	\$22.47	\$23.83	\$25.64
Auxiliary Operator	\$29.23	\$30.41	\$31.50
Coal Equipment Operator	\$29.98	\$31.72	\$33.62
Ass't. Coal Yard Supervisor (Note 1)	\$35.41	\$35.41	\$35.41
Maintenance Technician A	\$30.41	\$32.08	\$34.06
Maintenance Technician B	\$28.97	\$29.37	\$29.73
Maintenance Technician C	\$25.77	\$26.86	\$28.68
Lead Mechanic or Lead Electrician (Note 2)	\$34.54	\$35.08	\$35.69
Unit Operator	\$34.17	\$34.81	\$35.41
Unit Operator Assistant	\$31.72	\$32.54	\$34.06
Trainee (Note 3)	\$21.73	\$23.11	\$24.52
Lead Line Technician (Note 4)	\$34.69	\$34.69	\$34.69
Substation Technician A	\$30.41	\$32.08	\$34.06
Substation Technician B	\$25.77	\$26.86	\$28.68
Substation Technician C	\$22.47	\$23.83	\$25.64
Customer Order Technician (Notes 6 & 7)	\$18.96	\$20.22	\$21.52

Effective July 15, 2012

Classification	WAGE SCALE		
	First Year In Classification	After One Year in Classification	After Two Years in Classification
Laborer – General	\$19.05	\$20.35	\$21.66
Line Technician A	\$31.17	\$32.88	\$34.91
Line Technician B	\$26.41	\$27.53	\$29.40
Line Technician C	\$23.03	\$24.43	\$26.28
Meter Technician A	\$31.17	\$32.88	\$34.91
Meter Technician B	\$27.70	\$28.99	\$30.46
Meter Reader (Note 5)	\$26.41	\$27.53	\$29.40
Patroller	\$27.70	\$28.99	\$30.46
Service Technician A	\$31.17	\$32.88	\$34.91
Service Technician B	\$26.41	\$27.53	\$29.40
Service Technician C	\$23.03	\$24.43	\$26.28
Auxiliary Operator	\$29.96	\$31.17	\$32.29
Coal Equipment Operator	\$30.73	\$32.51	\$34.46
Ass't. Coal Yard Supervisor (Note 1)	\$36.30	\$36.30	\$36.30
Maintenance Technician A	\$31.17	\$32.88	\$34.91
Maintenance Technician B	\$29.69	\$30.10	\$30.47
Maintenance Technician C	\$26.41	\$27.53	\$29.40
Lead Mechanic or Lead Electrician (Note 2)	\$35.40	\$35.96	\$36.58
Unit Operator	\$35.02	\$35.68	\$36.30
Unit Operator Assistant	\$32.51	\$33.35	\$34.91
Trainee (Note 3)	\$22.27	\$23.69	\$25.13
Lead Line Technician (Note 4)	\$35.56	\$35.56	\$35.56
Substation Technician A	\$31.17	\$32.88	\$34.91
Substation Technician B	\$26.41	\$27.53	\$29.40
Substation Technician C	\$23.03	\$24.43	\$26.28
Customer Order Technician (Notes 6&7)	\$19.43	\$20.73	\$22.06

Effective July 14, 2013

Classification	WAGE SCALE		
	First Year In Classification	After One Year in Classification	After Two Years in Classification
Laborer – General	\$19.53	\$20.86	\$22.20
Line Technician A	\$31.95	\$33.70	\$35.78
Line Technician B	\$27.07	\$28.22	\$30.14
Line Technician C	\$23.61	\$25.04	\$26.94
Meter Technician A	\$31.95	\$33.70	\$35.78
Meter Technician B	\$28.39	\$29.71	\$31.22
Meter Reader (Note 5)	\$27.07	\$28.22	\$30.14
Patroller	\$28.39	\$29.71	\$31.22
Service Technician A	\$31.95	\$33.70	\$35.78
Service Technician B	\$27.07	\$28.22	\$30.14
Service Technician C	\$23.61	\$25.04	\$26.94
Auxiliary Operator	\$30.71	\$31.95	\$33.10
Coal Equipment Operator	\$31.50	\$33.32	\$35.32
Ass't. Coal Yard Supervisor (Note 1)	\$37.21	\$37.21	\$37.21
Maintenance Technician A	\$31.95	\$33.70	\$35.78
Maintenance Technician B	\$30.43	\$30.85	\$31.23
Maintenance Technician C	\$27.07	\$28.22	\$30.14
Lead Mechanic or Lead Electrician (Note 2)	\$36.29	\$36.86	\$37.49
Unit Operator	\$35.90	\$36.57	\$37.21
Unit Operator Assistant	\$33.32	\$34.18	\$35.78
Trainee (Note 3)	\$22.83	\$24.28	\$25.76
Lead Line Technician (Note 4)	\$36.45	\$36.45	\$36.45
Substation Technician A	\$31.95	\$33.70	\$35.78
Substation Technician B	\$27.07	\$28.22	\$30.14
Substation Technician C	\$23.61	\$25.04	\$26.94
Customer Order Technician (Notes 6&7)	\$19.92	\$21.25	\$22.61

- Note 1 - Applicable, upon Plant General Manager's recommendation, to not more than one employee in a crew which is normally supervised by a Coal Yard Supervisor. Employees in this classification will be expected to supervise the crew, or any subdivision of it, in the absence of the regular supervisor. In the absence of both the Coal Yard Supervisor and Assistant Coal Yard Supervisor on a shift, another employee will be temporarily moved up to the Assistant's position and paid the Assistant Coal Yard Supervisor rate.
- Note 2 - Applicable, upon Plant General Manager's recommendation, to not more than one employee in a crew of 3 or more which is normally supervised by a Chief Electrician, Chief Mechanic or Maintenance Manager. Employees in this classification will be expected to supervise the crew, or any subdivision of it, in the absence of the regular supervisor.
- Note 3 - Applicable to employees who have been selected for and are in training for Line Technician or Service Technician C, Auxiliary Operator, Substation Technician C, or any other classification having a first year hourly rate in excess of the trainee hourly rate. Employees who are successful demotional job bidders to a trainee classification will receive the highest rate of pay for that classification. A trainee in this category will be assigned to the classification for which he is in training at the end of three (3) to six (6) months, if he is then qualified, or, if not, as soon thereafter as he becomes qualified.
- Note 4 - Applicable in overhead line construction crews normally consisting of 6 or more, including the Supervisor, in which supervision by other than Supervisor is frequently required.
- Note 5 - Employees or new hires entering the Meter Reader classification on or after August 1, 2000 will be paid the Laborer-General wage scale.
- Note 6 - Employees or new hires entering the Customer Order Technician classification on or after August 1, 2005 will be paid the new Customer Order Technician wage scale, which will be increased by \$.30 above the Laborer-General wage scale.

Note 7 - Meter Readers hired prior to August 1, 2000 who enter this classification as of July 24, 2005 will continue to be paid per the Meter Reader pay scale.

MEMORANDUM OF AGREEMENT

1. Reclassify existing Meter Readers and Meter Readers-General Labor into the new classification of Customer Order Technician. Employees currently in the Meter Reader classification will continue being paid per that wage scale. A Note 6 will be added to the contract as follows: Note 6 – Employees or new hires entering the Customer Order Technician classification on or after August 1, 2005 will be paid the new Customer Order Technician wage scale, which will be increased by \$.30 above the Laborer-General wage scale.
2. Customer Order Technicians will be trained to safely perform non-climbing service work, including after-hours reconnects.
3. Customer Order Technicians will be the first classification called to perform after-hours reconnects. If the Customer Order Technicians in an area are not available, the next person(s) called will be as listed on the call-out list for that area.
4. Employees called out to perform an after-hours reconnect shall be paid a minimum of four (4) hours at the applicable overtime rate, even if the employee actually works less than four (4) hours.
5. The Company agrees to provide Line Technician training, as business conditions allow for those Customer Order Technicians who request the training and have been successfully recommended by the EEI CAST test and a physical abilities test. The Health and Safety Coordinator for the Earlington Operations Area will determine the need for protective footwear for the trainee.

MEMORANDUM OF AGREEMENT

The following language applies specifically to Green River Operations group employees only working a 12-hour shift schedule. Where an issue is not specifically addressed, the provisions of the Contract will apply.

1. WORKDAY AND WORKWEEK

- a. The normal workday will be 6 a.m. to 6 p.m. for day shift and 6 p.m. to 6 a.m. for night shift.
- b. The workweek will begin at 6 a.m. Monday morning and end 6 a.m. the following Monday.
- c. The current 12-hour schedule now in effect will be the continued as per Article V, Section 5.1.

2. REST BREAKS AND LUNCH BREAKS

An employee will be given three (3) paid breaks and a paid lunch.

3. CREW SELECTION

Employees will be allowed to select crews per Article XXV of the Contract.

4. SHIFT DIFFERENTIAL

An additional \$1.05 will be paid for all hours worked by employees scheduled on night shift. This will be included and paid at the overtime rate for all overtime hours worked.

5. SUNDAY PREMIUM

An additional \$1.25 will be paid for all hours worked on Sunday. This will be included and paid at the overtime rate for all overtime hours worked.

6. HOLIDAYS

Holidays will remain as currently in the Contract. The first 8 hours will be paid at 2 ½ times the straight time rate or may be saved to be used at another agreed upon time. The last 4 hours of a 12 hour shift on a holiday will be paid at the straight time rate.

7. VACATION

- a. The amount of vacation will be 40 hours per week of eligible vacation.
- b. Full weeks of vacation will be calculated on the normal hours scheduled for that week.
- c. Full day vacations will be paid at 12 hours pay.
- d. Less than a full day of vacation will be continued per Section 8.3.
- e. Employees who take a full week of vacation will not be required to work their scheduled days off before, or after their vacation, with a maximum of one employee on each shift. Should two employees request to block out the same off days, the senior employee will be allowed to choose which off day period to block. The Company may allow more employees to block the same set of off days or an employee to block before and after their vacation if operational needs allow or no other employee has the time blocked.

8. OVERTIME

- a. Overtime will be paid at 1 ½ times the straight time rate for hours worked in excess of 12 hours in a day or 40 hours in a week. In the event an employee working a 36 hour week is required to work more than the scheduled 36 hours, the employee will be paid 1 ½ times the straight time rate for hours worked in excess of the employee's normally scheduled 36 working hours, except for the first 4 hours of non-mandatory meetings which will be paid at the regular straight time rate.
- b. Double time will be paid to an employee who is required to work on his last available consecutive off day, provided he has worked at least 6 hours on his previous off day.
- c. Double time will be paid for any hours worked in excess of 16 hours in a day.
- d. Open positions on the Operating Schedule being prepared for the following work week will be filled using the following procedure:

- (1) The operating schedule for the following week will be posted with all the required positions filled. Any vacancies on the schedule not filled by “on shift” operators will be filled on an overtime basis using the operator in the classification required with the least amount of actually worked overtime hours. Should a tie exist in the number of hours actually worked, the operator with the least amount of bargaining unit seniority will be used.
- (2) After the schedule is posted the Company will begin asking/calling available operators for the vacancies filled in Step 1. Contacts will be made beginning with the operator in the classification required with the least amount of total overtime. If no operator is obtained, the Company will begin asking/calling the next higher bargaining unit classification beginning with operator in that classification with the least amount of total overtime. These contacts in this step will be completed by 8:00 a.m. Saturday.
- (3) The operator previously scheduled for that vacancy in Step 1 will be required to check with the shift supervisor anytime after 8:00 a.m. Saturday to determine if they have been released from that overtime. If no operator is obtained in Step 2, the operator scheduled for that vacancy in Step 1 will be required to fill the vacancy.
- (4) Vacancies will be filled beginning with the classification that is required for that shift. Example: If a Unit Operator is to be off work who would have been working in a Unit Operator Assistant position, then a Unit Operator Assistant will be scheduled for that position.
- (5) In filling overtime vacancies where the Company has short notice, the overtime will be considered a Call In. Calls will be made beginning with the operator in the classification required with the least amount of total overtime. If no operator is obtained, the Company will begin calling the next higher bargaining unit classification beginning with operator in that classification with the least amount of total overtime. The first operator contacted will be informed that they will be required to fill this vacancy. If this operator requests, the Company will continue to attempt to contact other employees using the overtime list to obtain an operator for this vacancy. If another operator accepts the overtime shift, the Company will call the required employee back to release them from the obligation. If the required employee cannot

be reached, then the person that accepted the shift will be called back and released from the overtime and the required person will report for this position.

e. If the call in of operators becomes a problem, a call in list may be established. Volunteers will be given the first opportunity for overtime. If coverage is still a problem, it may be necessary to establish a standby or on call list. The operators on call will be paid standby pay as outlined in the Contract.

f. A layover operator has the option of furnishing his or her own meals and receiving one-half hour overtime pay if he works in excess of two hours after his normal quitting time.

9. JURY DUTY

a. An employee will be paid 12 hours pay minus any fees paid by the court for missing a full shift.

b. An employee selected for jury duty must inform his/her supervisor as soon as possible. If the employee is scheduled to work the day shift, the employee will report to work if there is at least four (4) hours remaining in the shift. If an employee is scheduled to work the night shift, such employee will work the first six (6) hours of the shift on the day(s) of the jury service. If the employee is held past 1400 hours, the employee will not report for day shift or will be relieved of duty for the night shift.

10. BEREAVEMENT

An employee will be paid 12 hours pay for days missed. The number of days for various family members will be as outlined in Article XVII, Section 17.1.

11. SICK LEAVE PLAN

Employees will have 40 hours to be taken as outlined in Article XVII, Section 17.4.

12. RETIREMENT SERVICE

Employees hired before 1/1/06 who are covered by the defined benefit pension plan will have up to 80 scheduled hours worked in a two week payroll period counted as straight time for purposes under the Pension Plan.

13. VOTING TIME FOR ELECTIONS

Employees who are scheduled to work day shift on the day of a federal, state, or local election will be allowed up to two (2) paid hours to vote if they wish to do so. It is understood that employees will only be allowed off for the minimum length of time they need to vote depending on their place of residence in relation to the plant.

14. 12-HOUR OR 8-HOUR SHIFT

In August 2009 the Union will inform the Company of the Green River Power Plant operational employees' desire to stay on 12-hour shifts or return to 8-hour shifts. The Company will give considerable weight to the desires of the employees in considering whether to stay on 12-hour shifts or return to 8-hour shifts. The Company will meet with the Union for discussion before making a final decision on the shift to be worked. The Company will inform the Union of their decision by 10/1/09.

15. UNANTICIPATED ISSUES

The Company and the Union realize there may be issues that arise concerning employees on a 12-hour shift that may not have been anticipated. The Company and the Union will meet and attempt to resolve these issues using the principle that the solution will be as cost neutral as possible for both the Company and the employee(s). Should a resolution not be reached, the issue may be taken up in the Grievance and Arbitration Procedure.

LETTER OF UNDERSTANDING

Green River Generating Station

This will confirm the understanding reached during the 2012 negotiations between The United Steel, Paper and Forestry, Rubber, Manufacturing, Energy, Allied Industrial and Service Workers International Union (USW) and Kentucky Utilities Company (Company) concerning the Green River Generating Station.

If, in the Company's opinion, it becomes necessary to reduce the workforce at the Green River Generating Station because of the retirement of the Green River Generating Station's coal fired units or part thereof, the following procedure shall be followed:

1. The Company shall not lay off any Green River Generating Station employees as a result of the retirement of the Green River Generating Station's coal fired units.
2. Green River Generating Station employees shall have the right to elect severance benefits. Employees assigned to fill openings elsewhere in the Company will have the option of either electing severance benefits or accepting assignment to a new position. Green River Generating Station employees shall be entitled to a severance benefit payment equal to two weeks of pay for each full year of service, with a maximum benefit of fifty-two weeks. Additionally, the Company will pay an employee's group medical and dental premiums, provided an employee elects COBRA or retiree medical coverage, for a period equal to one month of coverage for each two full years of service, without proration, up to a maximum of twelve months. Receipt of these benefits is conditioned upon the individual employee signing and not revoking a full waiver and release of any actual or potential employment related claims against the Company, including waiver of contractual recall rights.
3. Green River Generating Station employees who do not elect severance benefits will be provided a list of available positions within the Company will be made available to the union. The available positions may be with any LG&E and KU Energy LLC subsidiary.

The employees provided with this list shall be allowed to state their preference for the available openings. With consideration being given to the list of employee preference, the available openings shall be filled based on Union seniority. In the event an employee refuses an available position pursuant to this provision, the employee will not be offered or entitled to any other position, but may elect to receive severance benefits in accordance with Paragraph 2 above. Employees placed into positions within the Earlington Operations, Areas 1 (Parkway) and 2 (Green River) pursuant to this paragraph shall be reclassified to the new position and their pay shall be red-circled at the rate of pay which results from reducing the employees' former rate of pay by fifty percent (50%) of the difference between his former rate of pay and the rate of pay for his new classification. Employees placed into a position in the same classification at a Kentucky Utilities facility outside of the Earlington Operations, Areas 1 (Parkway) and 2 (Green River) shall be paid at the then current rates of pay applicable to that facility and consistent with the employees' step rate at the time of the placement. Employees placed into a position in a different classification at a Kentucky Utilities facility outside of the Earlington Operations, Areas 1 (Parkway) and 2 (Green River) shall receive the top rate of pay for the classification in which they are placed. Employees placed into positions at any other facilities will be paid in accordance with the then current pay practices and rates applicable to that facility. The company reserves the right to determine the appropriate classification and level for which the employee being placed is qualified.

4. The Company will make available Meter Reader positions equal to the number of Meter Reader positions filled by contractors in the Earlington Operations area at the time of the retirement of the Green River Generating Station. Meter Reader positions filled by employees pursuant to Paragraph 3 above shall have their pay red-circled at the rate of pay which results from reducing the employees' former rate of pay by fifty percent (50%) of the difference between their former rate of pay and the rate of pay for a COT after two years in classification and shall not be required to relocate. The Company retains the right, at its discretion, to contract out any Meter Reader positions filled by employees pursuant to Paragraph 3 above, in the event such employees subsequently leave the respective Meter Reader positions in which they are placed.

5. Employees placed into positions pursuant to Paragraph 3 must, in the Company's sole discretion, meet all requirements for the position, including, but not limited to satisfying the qualifications for the position, the education requirements for the position, and the residency requirements for the position. With respect to meeting the residency requirement, employees will have up to twelve (12) months to relocate.
6. It is understood that this agreement will not be construed as the Company's position of either previous or equivalent experience for any of the classifications or lines of progression involved in the transfers of the Green River Generating Station employees. Furthermore, the individual qualifications of such employees shall not serve as a precedent for any future applications of their classification.
7. With respect to Green River Generating Station employees, the provisions in this Letter of Understanding shall supersede the provisions set forth in Article 10 of the Collective Bargaining Agreement.
8. In the event the Company begins staffing a new generating facility on or before 12-31-2020 in the Earlington Operations, Areas 1 (Parkway) or 2 (Green River), the Company will endeavor to make available fifty percent (50%) of any union positions at such a new plant to former Green River Generating Station employees who were displaced as a result of the retirement of the Green River Generating Station's coal fired units and who remain employed by the Company at the time their service is needed at the new generating facility. Former Green River Generating Station employees who seek such positions must satisfy all requirements for the new positions including successful completion of all test required for such positions. Employees who satisfy all requirements will fill any such positions based on union seniority.
9. In the event the company requires employees to complete proper plant shutdown work, at least one of the Unit Officials, (Unit President, Unit Secretary, Unit Grievors), will be

provided the opportunity to perform the proper plant shut down work for a period up to a maximum of 8 weeks, provided the Unit Official is qualified to perform the plant shut down work. The number of available positions to conduct proper plant shut down and the qualifications required for this work will be determined solely by the Company.

10. With respect to operations work at the Green River Generating Station, in order to satisfy labor requirements in the period leading up to the retirement of the facility, it is understood and agreed that the Company may contract out operations work pursuant to Article 2.3 of Collective Bargaining Agreement. Such operations contractors brought in pursuant to Article 2.3 will begin training in preparation to cover employee absences and other labor shortages. There will be no reduction in the normal work schedule as result of the utilization of contractors in operations. The normal work schedule is as defined in Article 5.1 of the contract. The overtime procedure outlined in the Memorandum of Agreement on 12 hour shifts will be used to fill any overtime vacancy. Once the overtime list is exhausted, then contract operators that are qualified to fill the vacancy will be offered the overtime opportunity. If no contractor accepts the overtime, the tagged operator (“required employee”) will be required to fill the overtime opportunity. At no time will there be more contractors assigned to a shift than the number necessary to ensure that the total number of qualified personnel on a shift is four (4) inclusive of contractors. Contractors may, however, be assigned to any shift for training and other assigned duties on that shift. In the event that the number of employees on a shift drops to three (3), a qualified contractor may be assigned to that shift in order to maintain a staffing level of (4) inclusive of contractors. As long as there are four (4) employees per shift, if both units are running, contractors, once qualified, will not be offered call in or planned overtime unless that overtime is first offered to employees. In the event that only one (1) unit is running, should a vacancy occur, no overtime will be assigned on a shift staffed by three (3) qualified personnel inclusive of contractors unless management deems it necessary in order to meet operational needs. No employee will be displaced as result of the assignment of a contractor to a shift.

11. The Company shall determine staffing requirements and the timing and procedures for completing the selection and/or assignment subject to the provisions set forth herein.

IN WITNESS WHEREOF, the parties hereto have caused this Agreement to be executed by their duly authorized representative to become effective February 1, 2012.

Kentucky Utilities Company

The United Steel, Paper and
Forestry, Rubber,
Manufacturing, Energy,
Allied Industrial and Service
Workers International Union
(USW)

Angie Gosman, Manager, Labor Relations

Joe Villines, SubDirector

Previous KU IBEW Contract

CONTENTS

ARTICLE I	Section 1	Union Recognition.....	2
	Sections 2-5	Authorization for Dues, Agency Fees, Deductions.....	2
	Section 6	Management Rights.....	3
ARTICLE II	Section 1	No Strike – No Lockout.....	4
	Section 2	Subcontracting.....	4
	Section 3	Successorship.....	5
ARTICLE III	Section 1	Notification in Event of Discharge of Employee.....	6
	Section 2	Grievance After Discharge or Suspension.....	6
	Section 3	Union Representation – Stewards.....	6
	Section 4	Grievance Procedure.....	6
	Section 5	Arbitration.....	7
	Section 6	Grievance Meetings.....	7
ARTICLE IV		Leaves of Absence – Union Business.....	8
ARTICLE V		Exclusive Contract.....	8
ARTICLE VI		No Discrimination, Interference or Intimidation of Employee by Company or Union.....	9
ARTICLE VII	Section 1	Probationary Period.....	10
	Section 2	Temporary Employees.....	10
ARTICLE VIII	Section 1	Determination of Seniority.....	11
	Section 2	Seniority List.....	11
	Section 3	Decrease or Increase of Working Force.....	11
	Section 4	Loss of Seniority.....	11
	Section 5	Job Vacancies.....	11
	Section 6	Moving Expenses.....	12
	Section 7	Leave of Absence.....	13
	Section 8	Absence from Duties.....	13
	Section 9	Return to Work After Accident or Illness.....	13
	Section 10	Handicapped Employees.....	13
	Section 11	Unexcused Absence from Job Grounds for Discharge.....	13
	Section 12	Residence Requirements.....	13
	Section 13	Maternity Leave.....	14
	Section 14	Health & Safety.....	14
ARTICLE IX		Employees in the Armed Forces.....	15
ARTICLE X	Sections 1-2	Holidays.....	15
	Section 3	Work on Scheduled Off Days.....	15

ARTICLE XI	Vacations.....	16	
	Eligibility.....	16	
	Scheduling of Vacations.....	17	
	Accumulating Vacations.....	17	
	Vacation Pay at Separation.....	17	
	Pay in Lieu of Vacation.....	17	
	Vacation During Illness, Disability, or Personal Leave of Absence.....	17	
	Vacation at Retirement.....	18	
 ARTICLE XII	 Section 1	 Work Away from Headquarters, Travel on Company Time, Meals.....	 19
	Section 2	Work Away from Regular Place of Employment.....	19
	Section 3	Travel Time.....	19
	Section 4	Double Shift or Part Shift.....	19
	Section 5	Temporary Transfer.....	19
	Section 6	Acting Supervisor.....	20
	Section 7	Temporary Supervisor.....	20
	Section 8	Two-Person Crew Premium.....	20
	Section 9	Temporary or Emergency Work in Lower Classification	20
	Section 10	Furnishing of Tools.....	20
	Section 11	Uniform Laundering.....	20
 ARTICLE XIII	 Section 1	 Normal Work Week.....	 21
	Section 2	Overtime, Rates of Pay.....	21
	Section 3	Division of Overtime.....	21
	Section 4	Overtime – Idle Holiday Counted as time Worked.....	21
	Section 5	Pay Provisions for Change in Schedule and Partially Used Time.....	 21
	Section 6	Call Out Time.....	22
	Section 7	Planned Overtime on Off Day.....	22
	Section 8	Minimum Rest Period.....	22
	Section 9	Continuous Hours Worked (Time and one-half).....	23
	Section 10	Daylight Savings Time.....	23
	Section 11	Continuous Hours Worked – (Double-time).....	23
	Section 12	On-Call.....	23
	Section 13	Emergency Electric Restoration for Another Utility.....	24
 ARTICLE XIV	 Classification of Schedule “A”.....	 25	
 ARTICLE XV	 Section 1	 Sick Leave, Group Insurance, Survivors Insurance, Service Annuity, Medical Care Plan, Employee Savings Plan, Employee Assistance Program, Dependent Care Assistance Plan, Dependent Life Insurance Plan.....	 26
	Section 2	Funeral Leave.....	26
 ARTICLE XVI	 Bulletin Boards for Union Use.....	 27	

ARTICLE XVII	No Discrimination.....	28
ARTICLE XVIII	Notice of: Changes, Modifications, or Terminations Effective Date, Termination Date.....	29
SIGNATURES	30
SCHEDULE A	31

THIS AGREEMENT, made and entered into as of the 1st day of August, 2006, by and between KENTUCKY UTILITIES COMPANY, a Virginia and Kentucky Corporation, with its principal offices and place of business in Lexington, Fayette County, Kentucky (doing business in Virginia as Old Dominion Power Company), hereinafter referred to as the "Company," party of the first part, and LOCAL UNION NO. 2100, INTERNATIONAL BROTHERHOOD OF ELECTRICAL WORKERS, AFL-CIO, hereinafter referred to as the "Union," party of the second part.

WITNESSETH:

THAT WHEREAS, the parties hereto desire to cooperate in the maintenance of just and equitable terms and conditions of employment and to provide methods for fair and peaceable adjustment of differences that may arise between them and to promote harmony and efficiency to the end that the Company and the Union and the general public may mutually benefit; and

WHEREAS, the continuous operation of the business of the Company is essential to the public welfare and it is, therefore, a recognized obligation on the part of both the Company and the Union to maintain continuous and dependable service, irrespective of any differences which may occur at any time, it is mutually agreed by said parties as follows:

ARTICLE I

Section 1 Union Recognition

The Company hereby recognizes the Union as the exclusive bargaining agency for all its employees in its Pineville and Norton Operations and will continue to recognize the Union for all matters pertaining to rates of pay, hours of work and any and all conditions of employment during the life of this contract, but excluding without limitation all clerical employees, line supervisors and substation supervisors and supervisors who have the authority to hire and fire or recommend such action. This Agreement is restricted entirely to said Pineville and Norton Operations of the Company's system and is applicable only to the employees located within said Pineville and Norton Operations and within the classifications referred to in Article XIV.

Section 2 Authorization for Dues, Agency Fees, Deductions etc.

All Kentucky employees of the Company covered by this Agreement who on the date of execution of this Agreement are members or agency fee payers of the Union shall, as a condition of continued employment, remain members or agency fee payers for the term of the Agreement to the extent of paying the periodic dues or agency fees uniformly required. All Kentucky employees covered by this Agreement who are hired after the date of execution of this Agreement shall, as a condition of continued employment, become members or agency fee payers of the Union at the completion of their probationary period and remain members or agency fee payers for the term of this Agreement, to the extent of paying the initiation fee (or reinstatement fee) and periodic dues or agency fees uniformly required.

Section 3

The Company, where so authorized and directed by an employee in writing upon an authorization form, meeting all requirements of law and approved by the Company, will deduct from the wages of any and all employees in its Pineville and Norton Operations for whom the Union is bargaining agent, Union dues, agency fees, initiation fees and lawful unit wide assessments in the amounts authorized by each employee on one of the above mentioned forms. This deduction shall be made as designated by the employee on the approved form on the first pay day of each month and remitted promptly to Local Union No. 2100, 10400 Dixie Highway, Louisville, Kentucky 40272. All checks shall be made payable to International Brotherhood of Electrical Workers, Local No. 2100. Each remittance shall be accompanied by a list setting forth the amount deducted and the names of those from whom the deductions were made.

Section 4

In the event there is an overcharge made in making payroll deduction for dues, agency fees, initiation fees and assessments, the Union shall be responsible for adjustment of such claim, with the individual members.

Section 5

Section 2 of this Article shall not apply to Virginia employees. This Article is intended to comply with all requirements and the provisions of applicable state and federal law, and nothing herein contained shall require the taking of any action in violation thereof; the Union agrees to indemnify and save the Company harmless from any claim or liability arising out of any action taken by the Company in compliance herewith. However, in the event changes in the state and/or federal law should make the application of Section 2 above lawful for Virginia employees, then the provisions of said Section 2 shall apply to said Virginia employees.

Section 6 Management Rights

By reason of the nature of the business of the Company it is essential, and is therefore agreed, that the management of the Company and the supervision and control of all operations and the direction of the working forces, including the right to relieve employees from duty because of lack of work, or for just cause, the right to hire, suspend, discharge for cause, promote, demote or transfer employees and the right to operate the Company should be, and is, vested in, and reserved to, the Company, except as herein limited.

It is further agreed that in the interest of obtaining improved service, better operations or lower costs, the Company has the right to make changes in equipment, operations, and the organization of work, including the determination of job content, minimum requirements and qualifications; and combine jobs, eliminate jobs, and create new jobs, and it is understood that this is a proper function of management.

The Company shall have the right to formulate and enforce rules and regulations dealing with employee conduct and work and safety, which are not in conflict with this Agreement. The Company will notify the Union office in writing at least fourteen (14) calendar days prior to implementation of any new or revised rules or regulations and shall meet to discuss such changes during the fourteen (14) calendar day period if requested.

ARTICLE II

Section 1 No Strike – No Lockout

Union pledges to Company the loyal, honest, safe and dependable service of all its members who perform work under this Agreement.

The Company agrees not to lock out its employees and the Union agrees that there shall be no slowdown, sitdown, strike or other interference with or stoppage of the work of the Company on the part of the Union or any of its members, during the existence of this agreement.

Although it is a recognized obligation on the part of both the Company and the Union to cooperate in maintaining a continuous and dependable public service, it shall not be a violation of this Agreement, nor cause for discharge or disciplinary action, for an employee as an individual matter to decline to cross a picket line at premises other than premises of the Company where loss of Company property or injury to the employee is threatened.

A duly identified and authorized representative of the Union shall, upon due advance arrangement, be granted access to Company premises for the purpose of investigating problems with which he is properly concerned in the administration of this Agreement. Union activity as permitted herein does not include Union business of an internal nature which does not involve the Company.

Section 2 Subcontracting

(1) The Company currently and historically utilizes outside contractors and subcontractors to supplement its own work force. These outside contractors and subcontractors are utilized primarily for the following reasons: to meet emergency situations; to obtain specialized services not readily available within the Company's work force; for purposes of business expediency (time); and to enable the Company to render service to its customers in the most efficient and economical manner practicable. While the Company expects that a continuation of such outside contracting policies will be necessary for prudent and efficient business operations during the life of this Agreement, the Company agrees that it will not subcontract work normally and usually performed by employees presently covered by this Agreement for the purpose of eroding the bargaining unit.

Additionally, the Company agrees that except in an emergency it will not subcontract the work involved in the generation, transmission and distribution of electricity of a type normally and usually performed by employees in journeyman classifications or above when such subcontracting would cause the layoff of, such employees or affect their recall. It shall not be a violation of this Agreement for the Company to continue subcontracting in areas where there has been no reduction in force.

(2) If it becomes necessary for the Company to contract out work of the type regularly and customarily performed by employees covered hereby, it shall notify the Union of such subcontracting and identify the type of contractual agreement, probable duration of the contract and the approximate number of employees involved in the performance of the contract. However, nothing in this article shall require the Company to assume unreasonable or excessive costs in its operations.

(3) It is agreed that outside contractors will not perform overtime work, normally performed by employees covered by this Agreement, except in the following circumstances and situations: where the employees in the work area affected have been offered the work; if an

emergency exists and employees in the work area affected by the emergency have been fully utilized; or if it is necessary to have an equipment outage for the contractor to complete the work he is performing. It is not a violation of this Section for a contractor to continue or complete work on an overtime basis, provided the contractor is responsible for that work during the normal workweek. However, contractors will not be called out to perform overtime work unless one of the above three (3) exceptions has been met.

(4) The Company agrees that, others factors being substantially equal (i.e. price, availability, qualifications etc.), contractors who employ union members will be given preferred consideration. It is understood that this provision in no way creates third party beneficiary status for any individual or contractor.

Section 3 Successorship

The Company agrees that the Collective Bargaining Agreement between the parties will remain in full force and effect for the specified duration regardless of any change in the ownership of the Company. The Company will include a provision, in any sales or merger agreement, with any successor or assign, that will affirm and make the continuation of the Collective Bargaining Agreement a condition of the sale or merger of the Company.

ARTICLE III

Section 1 Notification in Event of Discharge of Employee

In the event of a discharge or suspension of any employee, the Company shall within forty-eight (48) hours give the employee and Local No. 2100 at Louisville, Kentucky, written notice thereof. If a written reprimand is given to an employee a copy will also be given to the Union.

Section 2 Grievance After Discharge or Suspension

In the event the Union or any discharged or suspended employee shall fail to file a written grievance within five (5) working days concerning the above mentioned discharge or suspension, such discharge or suspension shall be final.

Section 3 Union Representation – Stewards

For adequate representation of the employee groups, there shall be a steward at the following locations: Somerset, Kentucky, London, Kentucky, Pineville, Kentucky, Harlan, Kentucky, Pennington Gap, Virginia, and Norton, Virginia, and as many assistant stewards as may be needed, the names of all of whom shall be furnished to the Company. It is understood an assistant steward will function only in the absence of the steward. It is agreed that the Company will recognize the stewards as the official representatives of the employee group covered by the terms of this Agreement. (The right is reserved by the Union to change the stewards at will, provided that notice of any change is immediately given to the Company.) No steward shall be discriminated against by the Company because of his faithful performance of his duties as steward.

Section 4 Grievance Procedure

Should differences arise between the Company and Union as to the meaning and/or application or the observation and performance of any of the provisions of this Agreement, the following shall be the procedure for adjustment thereof, and any settlement reached in any step of this procedure will be final:

- (1) The employee and/or his steward shall first bring the grievance to the attention of his immediate supervisor.
- (2) If the grievance is not settled, it shall be reduced to writing so as to describe the complaint, designate the article and section of the contract which the aggrieved party contends has been violated and state briefly the events or actions which are alleged to be in violation of the contract and which justify the complaint and shall be presented by the aggrieved employee and/or his steward to the employee's immediate supervisor and the next level of management who did not participate at Step 1.
- (3) If the matter is not satisfactorily disposed of within three (3) working days, a Business Representative of the Union shall be called in. The Business Representative, the Steward, and such person or persons as the Union may designate, shall meet with the appropriate manager and such person or persons the

Company may designate to make a thorough investigation. It is agreed that a fair and sincere effort shall be made to reach a satisfactory adjustment or settlement of all matters so presented within ten (10) working days after this meeting.

- (4) If the matter cannot be settled in the foregoing manner, it is agreed that the Union may refer the grievance to arbitration by giving notice to the Company in the manner hereafter specified, provided that such notice is given within forty-five (45) days after the occurrence of the event or action upon which the grievance is based or within such time as the period for giving notice may be extended by agreement of the parties in writing. If notice is not given within such period, the grievance shall be considered settled.
- (5) The Union may refer a grievance which the parties are unable to settle under the grievance procedure to arbitration by delivering to the human resources representative within the time specified in paragraph (4) written notification that it desires to arbitrate the grievance. The Company and the Union shall each appoint a representative and such representatives shall seek agreement as to the identity of a mutually acceptable arbitrator. If they are unable to agree, the Company and Union shall jointly request the American Arbitration Association to provide a list of seven (7) qualified (National Academy of Arbitrators member) arbitrators who have training or experience in the subject of the dispute in question. The representatives of the parties shall either agree to an arbitrator on the list or select one by each party alternating striking a name from the list until one name remains, either party may reject one list per case. More than one grievance may be submitted to the same arbitrator if a multiple submission is acceptable to both parties. The compensation and expenses of the arbitrator shall be borne equally by the parties. The compensation and expenses, if any, of witnesses and other participants in the arbitration shall be borne by the party desiring or requesting their presence.
- (6) Employee disciplinary records shall not be utilized in arbitration involving discipline administered to that employee if such records are more than five (5) years old, provided that employee has not received discipline within the five (5) year period.

Section 5 Arbitration

The jurisdiction of the arbitrator shall be strictly limited to the determination of disputes having to do with the application of the provisions of the Agreement which have been submitted to arbitration as provided herein. But said arbitrator shall have no power to change any of the provisions of the Agreement.

Section 6 Grievance Meetings

Grievances to be handled through the grievance procedure shall be taken up at such time of day as will least interfere with the regular working hours of the employees involved. If the Company finds it more convenient and practical to conduct such proceedings during regular working hours, then Union grievance representatives who are called from their regular duty will be paid their regular wages as though they were on regular duty.

ARTICLE IV

Leaves of Absence – Union Business

The Company, upon written request from the union, shall grant to the officers and committees of the Union all necessary and reasonable leaves of absence to transact Union business, provided reasonable notice shall be given and their seniority and all other rights with the Company shall not be affected due to their absence. It is understood and agreed, however, that the Company shall not be required to grant such leave of absence to any employee whose absence, in the opinion of the Company, would interfere with the proper operation of its business. The Company shall also have the right to recall any employee who has been granted a leave of absence, in the event an emergency or for operational effectiveness shall, in the opinion of the Company, make such recall necessary.

Union members who are excused from work for the conduct of Union business, and who are not eligible for compensation by the Company for the time so spent, shall, upon request by the Union, be compensated by the Company for straight-time work hours missed. The Union will reimburse the Company for these hours upon proper notice. The Company's obligation under this section shall be suspended if, after thirty (30) calendar days from demand for proper reimbursement, such reimbursement is not received by the Company. Any contested amount of reimbursement is all that may be withheld by the Union to avoid the suspension of such obligation.

Union members' absences from work for the conduct of Union business will be limited to twenty (20) work days in a calendar year. However, the Company will give additional consideration in this area on a case by case basis to requests which are submitted in writing.

ARTICLE V

Exclusive Contract

During the life of this Agreement the Company will not enter into any contract with any employee or group of employees, or with any other organization in the Company which would supersede or modify the provisions of this Agreement, unless required to do so under the provisions of the National Labor Relations Act or any of the amendments thereto.

ARTICLE VI

No Discrimination, Interference or Intimidation of Employee by Company or Union

The Company further agrees that it will not interfere with, restrain or coerce employees because of membership or lawful activity in the Union, nor will it by discrimination with respect to hire, tenure or employment or any other term or condition of employment or in any manner attempt to discourage membership in the Union.

The Union agrees that neither the Union nor any of its members will interfere with, intimidate, restrain or coerce any employee in any manner whatsoever with respect to his right to work or the free exercise of his own choice as to Union membership or non-union membership, and further that there shall be no solicitation of employees for Union membership or dues on Company's time or property, provided, however, that if any employee shall lease or rent his residence from Company, then such residence shall not be considered as Company property for the purpose of this paragraph.

Any claim of violation of any of the provisions of this Article, either by Company or Union, shall constitute a complaint which shall be adjusted through the grievance procedure provided for in Article III hereof.

ARTICLE VII

Section 1 Probationary Period

The Company and the Union agree that it is necessary for the Company to hire additional employees, in excess of the number needed from time to time for normal operation, for the purpose of new construction work, unusual, seasonal or emergency maintenance or operating conditions, and to train such employees for replacement of, or additional to, its regular personnel. All such employees shall be classed as probationary employees until completion of ninety (90) days of continuous employment, during which the employee works for the Company, and during said time such employee shall acquire no seniority. Any employee, if still employed at the end of said ninety (90) days period, shall either be released from employment by the Company or placed upon the regular employee list, and if and when so placed upon the said regular employee list, his seniority shall begin from the date of his original employment. There shall be no responsibility for reemployment of probationary employees if they are laid off or released during said period of ninety (90) days. However, any claim of personal prejudice or any claim of discrimination for Union activity in connection with the layoff or release of probationary employees shall be considered and decided through the grievance procedure provided for in Article III hereof. Such claims must be supported by written evidence at the time the complaint is filed.

Section 2 Temporary Employees

When students and others are hired for vacation replacements or other temporary needs, it is agreed that their employment is temporary and will not exceed one hundred ten (110) working days. These employees shall not accrue seniority.

ARTICLE VIII

Section 1 Determination of Seniority

Region-wide seniority shall mean the aggregate years, months and days of work performed in the bargaining unit by an employee on the job for this Company. However, for the purpose of this Article VIII, region-wide seniority shall consist of (a) length of continuous service; (b) knowledge, skill and ability; and (c) physical fitness. When knowledge, skill and ability and physical fitness are relatively equal, length of continuous service shall govern. If any claim shall be made that any promotion, demotion, transfer or increase or decrease in force, including layoff or reemployment made by the Company, is due to discrimination, the dispute shall be settled under the grievance procedure provided for in Article III hereof.

Section 2 Seniority List

The Company will post a list of its employees' seniority records, including those now in the military service, and give the Union a copy for checking for its correctness.

An up-to-date seniority list shall be made available by the Company to the Union semi-annually in May and November.

Section 3 Decrease or Increase of Working Force

Whenever the Company reduces its working force, employees shall be laid off in accordance with and in inverse order of their seniority, via; length of continuous service, knowledge, skill and ability and physical fitness as provided in Section 1 hereof.

Whenever the Company increases its working force after a layoff, the employees shall be returned to work in the inverse order in which they were laid off. No new employee shall be hired for jobs covered by this Agreement before all laid off employees qualifying under Section 1 of this Article shall have been offered the opportunity to return to work.

Each laid off employee shall keep the Company advised in writing of his correct mailing address twice yearly and the mailing or telegraphing by the Company of notice that a job is available, to the said address, shall be deemed sufficient compliance with any provision hereof with respect to giving preference to said laid off employees.

Section 4 Loss of Seniority

Seniority shall be lost for the following reasons:

- (a) By the employee voluntarily leaving the employ of the Company.
- (b) By the discharge of an employee, if such discharge is not reversed through the grievance procedure.
- (c) By the failure of an employee, after a layoff, to report back to work within six (6) days after being offered reemployment or to give a satisfactory reason to the Company for further delay.

Section 5 Job Vacancies

In the event a vacancy occurs which, in the opinion of the Company, must be filled or a

new job is created; that is to say, when an employee quits or is discharged or is transferred from one department or from one location to another, or is changed from one shift to another, or is retired, or dies, the Company shall post a notice of such vacancy within five (5) working days after the vacancy occurs, stating the maximum rate of pay, classification, immediate supervisor, shift and residence requirements, if any, on all bulletin boards for a minimum of five (5) working days before permanently selecting the employee. If such notice is subsequently modified it shall remain posted for a minimum of five (5) working days after such modification before the Company permanently selects the employee. The Company will select the employee to fill the vacancy within twenty (20) working days following its posting of said notice. Within five (5) working days after the Company's Region Office receives a fully approved payroll authorization, authorizing such action, the employee selected shall be placed on the job, and all other applicants for the job will be advised in writing of the name of the selected applicant. When new jobs are created or vacancies occur, said jobs or vacancies will be posted by the Company, as hereinabove provided, and application must be made for the job during said period of five (5) working days. The advice and recommendation of a board consisting of the employee's steward, a Business Representative of the Union and not to exceed two employees having knowledge of the job and/or qualifications of the bidders, selected by the steward and the Business Representative will be considered in filling such vacancies, which board will meet with not more than four (4) Company representatives, but such jobs may be filled by the Company temporarily until a suitable person has been selected by the Company. In the event an employee makes an application for a job vacancy posted in accordance with the provisions of this Article and is selected to fill the vacancy, then refuses to accept that job, the Company shall not be obligated to consider applications for other job vacancies, with the exception of a vacancy created by death, from that employee for a period of six (6) months following the date of posting of the job vacancy which was refused by the employee.

Any employee who successfully changes Line of Business through the bidding procedure can not subsequently bid to another Line of Business for one (1) year.

Any employee hired during the term of this contract shall be barred from bidding to another Line of Business for one (1) year from date of hire.

Section 6 Moving Expenses

A. When the permanent reporting location of an employee is changed (a) because of his bidding into a permanent job vacancy under Article VIII, Section 5 of this Agreement, or, (b) when the Company requests and the employee consents to transfer to another location, or, (c) when the Company requires the employee to transfer to another location, and the employee is required to move his residence because of this change, the Company will pay a lump sum payment, net of taxes, equal to:

- One (1) month's base pay for renters
- Two (2) month's base pay for home owners

B. As much advance notice as possible will be given the employee of the proposed change in headquarters to give him sufficient time to arrange for new quarters in the new locality. If it is not possible to give the employee reasonable notice of the proposed change in permanent headquarters, and it is necessary for the employee to live in the new location until he can arrange to move, the Company will pay his reasonable board and lodging expenses not to exceed one calendar month unless otherwise agreed upon. If it is not possible to give such

reasonable notice of the change, but it is not necessary for the employee to live in the new location until he can arrange to move, the Company will pay mileage at its standard rate for the mileage by which the distance from his present residence to his new headquarters exceeds the distance to his old headquarters, not to exceed one calendar month unless otherwise agreed upon.

C. The Company shall not be obligated to pay the moving expenses of (a) any employee who has less than twelve (12) months of continuous service since last date of hire, or, (b) in the case of any other employee, more than once in any period of twelve (12) consecutive months in connection with that employee's transfer to a new regular place of employment, unless (in either case) the move is at the Company's request.

Section 7 Leave of Absence

Employees may, for proper cause, be granted leave of absence up to thirty (30) days without jeopardizing their seniority and by mutual agreement between the employees involved, the Union and the Company, such period may be further extended.

Section 8 Absence from Duties

Upon prior arrangement with Company, employees shall be entitled to be absent from their duties without pay not to exceed three (3) days per calendar year.

Section 9 Return to Work After Accident or Illness

After a regular employee has recovered from accident or sickness and reports for work, he shall be returned to his regular job, provided he is physically able and qualified to perform his job.

Section 10 Handicapped Employees

Nothing in this Article shall be construed to diminish any rights an employee would otherwise have under this Agreement, the Americans with Disabilities Act, the Workers' Compensation Laws of Kentucky and Virginia or other applicable laws.

Section 11 Unexcused Absence from Job Grounds for Discharge

The absence of any employee from his regular shift of duty for a total of three times within any three months' period without properly notifying the Company and without a reasonable and satisfactory excuse may, at the Company's option, be grounds for discharge.

Section 12 Residence Requirements

- (a) Line Technicians shall reside either (1) within the service territory of the technician's reporting location or (2) within thirty (30) road miles of that same reporting location. Line Technicians, whose reporting location is changed by the Company, will not be required to relocate.

- (b) Service Technicians shall reside either (1) within the service territory of the office to which the technician regularly reports or (2) within twenty (20) road miles of that same reporting office.
- (c) Employees in Service or Line Technician positions as of the effective date of this policy (August 1, 1992) who do not meet these residency requirements will not be required to move. However, those Service or Line Technicians can not move any further from their current reporting location than they now live.
- (d) Line Technicians may transfer or bid to other positions within that line crew or to another line crew at the same reporting location without having to move.
- (e) Line Technicians described in paragraph (a) who transfer to Service Technician positions described in paragraph (b), must meet the residency requirements set forth in paragraph (b) even if the transfer does not involve a change in reporting location.
- (f) Service or Line Technicians that transfer to a position at a different reporting location than they now have must meet the residency requirements for that location.

Section 13 Maternity Leave

An employee on maternity leave (or otherwise absent by reason of pregnancy) may utilize any accumulated paid sick leave in accordance with the Company's paid sick leave plan, and even if the employee does not plan to return to work, accumulated paid sick leave may be utilized to the same extent it could be if the employee applied for maternity leave.

An employee on maternity leave may remain on leave for a period equal to the time allowed for non-work related illness or injury.

Upon return to work the employee will either be returned to the former job or placed in another position in accordance with the practice in effect for employees returning from leave because of sickness or injury. If the employee fails to return to work at or prior to the expiration of maternity leave or refuses to take the position made available as above provided, her employment will terminate.

Section 14 Health & Safety

The Company and the Union recognize the need for a strong Health and Safety Program for the benefit of all employees and the Company. The Union will cooperate in assisting and maintaining the Company's rules regarding health and safety. The Company recognizes the interest of the Union in the health and safety of its members, and will give careful consideration to any recommendations made by it.

The Company and the Union agree to a Joint Health and Safety Advisory Committee for the purpose of reviewing, discussing and recommending new or revised safety and health rules and procedures. The Committee shall be chaired by the Manager, Health and Safety, and shall meet quarterly. This Committee shall consist of not more than two (2) members of the Company and two (2) members of the Union. The Union representatives who shall attend a particular meeting shall be made known to the Manager, Health and Safety not less than two (2) weeks prior to the date established for the meeting. At the same time, the Union shall notify the Company of the subjects it

desires to address at the meeting.

ARTICLE IX

Employees in the Armed Forces

Except as otherwise provided by law, if it should become necessary for an employee to leave the service of the Company to serve in the Armed Forces of the United States, or should an employee volunteer for service in any of the Armed Forces of the United States, the Company's policy states that it will provide support for employee's military service obligations consistent with its obligations under the Uniformed Services Employment and Reemployment Rights Act (USERRA) and any applicable state and/or local laws. The Military Leave Policy applies to all LG&E Energy Corp. and subsidiaries. Except as otherwise provided by law, this Article shall not apply to any employee who re-enlists or otherwise extends his period of full-time military service beyond the period of time of his military obligation to the United States.

ARTICLE X

Section 1 Holidays

The Company will permit as many of its employees as practicable to be absent from their duties with regular pay on the following holidays: New Year's Day, Good Friday, Memorial Day, Independence Day, Labor Day, Thanksgiving Day, the day after Thanksgiving, Christmas Eve and Christmas Day. An employee's birthday shall be recognized as a holiday on the employee's actual birthday or on a day during each calendar year mutually agreed upon between the employee and the Company. A Personal Leave Day shall be recognized as a holiday in each calendar year on a day mutually agreed upon between the employee and the Company.

Section 2

An employee scheduled to work on any of the above holidays shall be entitled, at his option, either (a) upon the exercise of this option by notice to the Company before the end of the pay period involved, to be paid at the rate of one and one-half (1-1/2) times his regular rate of pay for the hours worked, or (b) to be absent from his duties with regular pay on a day to be mutually agreed upon between the employee and the Company. An employee shall be paid at two (2) times his hourly wage rate for all hours worked over eight (8) on a holiday.

This section shall not apply to employees called out for emergency work on one of the above holidays, which shall be governed by the provisions of Section 6 of Article XIII. Except in cases of emergency, unscheduled absences of other employees, or with respect to an employee regularly scheduled to work on a holiday, employees shall be notified three (3) working days in advance of being required to work on a holiday.

Section 3 Work on Scheduled Off Days

Any employee who is required to work on his scheduled off day shall be paid time and a half and shall not be denied continuing his regular shift of duties during the week.

Any employee who is required to work on his last consecutive off day shall be paid at two (2) times his hourly wage rate, provided he worked at least three (3) hours on his previous off day.

ARTICLE XI

Vacations

Effective January 1, 2000, eligible employees will earn vacation from date of hire based on years of service in accordance with the following schedule:

Vacation Earned	Completed Years of Service Attained During Calendar Year
5 days	Maximum in year of hire
10 days	Years 1-4

15 days	Years 5-14
20 days	Years 15-24
25 days	Years 25 and above

Such employees on a forty (40) hour workweek shall be paid the equivalent of forty (40) hours at their straight time hourly base rate of pay plus regular Shift Differential, if any, and any other regular hourly payments, for each week of vacation. Such employees who normally work more than twenty (20) but less than forty (40) hours per week (a part-time employee, should such be included in the bargaining unit during the life of this Agreement) shall be eligible for one-half the normal vacation entitlement (earned/accrued).

Eligibility

A. To qualify for vacation in the following year, an employee must be active on the payroll as of December 31. An exception to this requirement applies to those employees who are on approved Family and Medical Leave.

B. An employee reinstated from inactive status shall become eligible for vacation based on his or her anniversary date:

- An employee returning to work from January 1 through June 30 is eligible for earned vacation during the calendar year. Such employee must work three (3) continuous months before being eligible for vacation pay.
- An employee returning to work on or after July 1 is ineligible for vacation during the calendar year.

C. Employees hired directly by the Company to fill temporary positions (not hired as temporaries through contractors) who later become regular employees of the Company are eligible for vacation accrual retroactive to the beginning of their temporary employment with the Company.

D. An employee hired between January 1 and June 30 is eligible for 5 days of vacation during that calendar year. Such employee must work three (3) continuous months before being eligible for vacation pay. An employee hired on or after July 1 is ineligible for vacation during the initial calendar year of employment. After the initial calendar year of employment, an employee can take vacation effective January 1 or upon three (3) continuous months of active service, whichever is later, based upon the above schedule.

E. Employees who are rehired as regular full time employees accrue vacation at the same rate as when they left employment if they were employed for one year of continuous service prior to separation and if the separation was for one year or less.

Scheduling of Vacations

A. Vacations, except in case of emergency (in which case special arrangements must be made by the employee with his department head), shall be taken at least one work week at a time.

B. In the event that an employee doesn't sign his weeks consecutively, the

Company will go to the next employee in seniority who will be entitled to sign for his vacation.

C. Heads of departments shall schedule vacations annually as soon as practicable after the beginning of the year. Subject to the need to maintain the necessary complement of employees at all times, departmental employees shall have their choice of time for vacations in order of their seniority.

D. At an employee's request, an excused absence may be charged to vacation time to which an employee is then entitled.

Accumulating Vacations

Vacation time may not be accumulated from one year to the next, and vacations earned as of any January 1 must be liquidated by time off by December 31 of that same year, except that with the responsible manager's prior written approval, an employee may defer up to five days of vacation to the following calendar year.

Vacation Pay at Separation

An employee who quits, dies, retires or is discharged on or after any January 1 and without having received the vacation for which he became eligible upon such date, will be entitled to his vacation pay upon termination of employment. Any such payment due an employee who has died shall be made to the person designated as beneficiary on his group life coverage, if living, otherwise to the employee's estate. No employee leaving the employment of the Company during any calendar year shall be entitled to any vacation pay in the following year.

Pay in Lieu of Vacation

An employee with four weeks of vacation eligibility (including carry-over) may "sell back" one week of vacation after they have taken two weeks of vacation and carried over one week. Payout for such a week of worked vacation will occur in January of the following year.

Vacation During Illness, Disability, or Personal Leave of Absence

A. If an employee goes on paid sick leave or becomes unable to work because of compensable occupational injury prior to the time his vacation is scheduled to commence, his vacation will be rescheduled later in the year, except that an employee on paid sick leave or Short Term Disability may, at his option, cease receiving sick pay or Short Term Disability pay and take his vacation as previously scheduled. The vacation of an employee who becomes ill or is injured after working his last shift prior to vacation will not be rescheduled, and he will not be eligible for any sick pay until such scheduled vacation has expired.

B. An employee on paid sick leave or Short Term Disability may, upon advance written request, elect at the end of the calendar year to cease receiving sick pay or Short Term Disability pay for any unused vacation period in order to avoid loss of vacation pay. An employee disabled as the result of a compensable occupational injury or who is receiving long term disability insurance payments at the end of a vacation year and is unable to work during any unused vacation period or take pay in lieu of vacation within the parameters specified within this article, will not receive pay for the vacation not taken, except as provided in Paragraph C below.

C. In the year in which an employee incurs an occupational injury or illness, after the application of up to one week vacation carry-over as specified within this article, the employee shall receive payment for any remaining unused vacation in an amount sufficient to make up the difference between what the employee received from workers' compensation insurance or Short Term Disability pay and the employee's regular straight time wages assuming a 40-hour work week.

D. An employee will earn vacation during approved personal leaves of absence on a prorated basis as follows:

- an employee on a PLOA of one full month to three full months will earn 75 percent vacation benefit for the following year, based upon the above schedule; and
- an employee on a PLOA of four to six months will earn 50 percent vacation benefit for the following year, based upon the above schedule.

Vacation at Retirement

Any employee who retires may elect to work during all weeks of any vacation to which he may be entitled in the year of retirement, and for each such week of vacation worked, shall receive with his final payroll check additional compensation in an amount computed on the same basis as is then employed in computing the compensation paid to other employees who work during one week of their vacation and take pay in lieu as specified within this article.

ARTICLE XII

Section 1 Work Away from Headquarters, Travel on Company Time, Meals

(a) Whenever an employee is assigned duties distant from his regular place of employment, he will be provided transportation or transportation expense between the assigned job and his regular place of employment or headquarters. If, in the opinion of his supervisor, it is impractical for the employee to return daily to his regular place of employment, the Company will provide suitable lodging and board near the place of such temporary employment. Except in cases of emergencies, employees required to stay away from home overnight will be given notice as soon as possible but not later than the day before. Under normal circumstances where employees are performing work which is not of an emergency nature, a light-duty Company vehicle, which is adequate to provide transportation, is assigned to the job and available, and the location of the work is within 50 road miles distance from the place at which the employees regularly report to work, the employees will not be required to stay out of town overnight, such travel to be on Company time. Employees who are not notified that they are to work out of town the day before such work is to be performed will be provided by the Company an additional \$7.00 of compensation to be added to the employee's payroll check as reimbursement for the purchase of the noon meal while performing such work. Employees will be provided meals outside normal working hours during such work as provided under sections 1(b) and 1(c) of this Article XII.

(b) Whenever planned work or emergency work occurs which requires the employee or employees to work before or beyond their normal hours to such an extent that it conflicts with or interferes with their regular meal time, then in such cases the meal or meals will be paid for by the Company.

(c) Whenever any employee or employees, after completing their normal working hours, are called out for extra work because of emergency or service interruption and required to work in excess of two (2) hours, then the Company will pay for meal or meals required.

Section 2 Work Away from Regular Place of Employment

No employee shall be required, except during emergencies, to stay away from his regular place of employment or headquarters for a continuous period of more than two weeks.

Section 3 Travel Time

For each trip authorized by the Company, between the places of work assigned and the regular place of work or headquarters, time required for travel shall be considered as time worked.

Section 4 Double Shift or Part Shift

Any employee who, after the completion of a regular shift of duty, is ordered to double shift, or part shift, shall not be denied the privilege of continuing his regular shift during any work week.

Section 5 Temporary Transfer

No employee who is performing a regular job attained by virtue of seniority shall be transferred by the Company to another location without the consent of the employee, except in case of temporary transfers not exceeding three months in duration or in case of emergency.

Section 6 Acting Supervisor

On a crew with three or more persons, whenever a regular supervisor in the classification of Line Supervisor, Service Supervisor, Substation Supervisor, Shift Engineer, Chief Electrician or Chief Meter Technician is on vacation or off the job for any cause, and another employee is ordered by the person to whom such supervisor reports (or, in his absence, such person's supervisor) to perform the work of a supervisor for eight (8) hours or more, the employee shall receive his regular rate of pay or the rate of pay of the supervisor, whichever is higher, during the period that the employee performs said work.

Section 7 Temporary Supervisor

When the Company combines two or more crews (to form a combined crew of four or more) for a project, unless a Supervisor A is assigned to the resulting work group, a Supervisor B will be temporarily promoted to Supervisor A for the period during which the crews are combined. If a crew normally consisting of four or more men, including the Supervisor, is reduced to a crew consisting of three men, including the Supervisor, the Supervisor A of that crew shall continue to receive the wage of a Supervisor A as long as he continues in the position of Supervisor of that crew.

Section 8 Two-Person Crew Premium

When two non-supervisory employees are assigned work to be performed without the direction of a supervisor and the work involves the installation, maintenance or operation of electric lines or equipment, the company may designate one of the employees to be in charge of the work to be performed. The employee designated to be in charge shall be paid a \$1.00 per hour premium over their regular rate of pay.

Section 9 Temporary or Emergency Work in Lower Classification

An employee ordered to perform work for the convenience of the Company, temporarily or in an emergency, in a lower classification, shall receive the rate of pay for the classification in which he is regularly employed.

Section 10 Furnishing of Tools

The Company will furnish all tools required by the employee for use in the performance of his normal work.

Section 11 Uniform Laundering

The Company will arrange uniform laundering for employees working out of their service territory for extended periods.

ARTICLE XIII

Section 1 Normal Work Week

The normal work week of employees covered by this Agreement shall consist of five days of eight hours each, Monday through Friday. Except during emergencies or during extraordinary circumstances, lunch hour shall not begin earlier than eleven (11:00) A.M. nor later than one (1:00) P.M., local standard time.

The Substation Department crews and Meter Department personnel shall begin their workday at 7:00 a.m. and end at 4:00 p.m. with one hour for lunch break. The lunch hour shall not begin earlier than ten (10:00) a.m. nor later than twelve (12:00) noon, local standard time.

The Company may consider reasonable requests received from a majority of the members of a service crew to change the normal starting and quitting times, such decision to remain solely within the Company's discretion to exercise.

Section 2 Overtime, Rates of Pay

The wages of the aforesaid employees shall be computed on an hourly basis, equal to the employees' hourly rate as provided in Article XIV hereof. The basic wage shall consist of forty hours worked each week at the employee's hourly rate, and in addition to such basic wage, time and one-half shall be paid for all hours worked in excess of eight hours within any twenty-four hour period, or forty hours within a work week, whichever is greater, but in no case both; provided, however, said additional payment for work in excess of eight hours in any twenty-four hour period shall not be paid to any employee in a relief classification for work he performs while working his regular relief schedule.

Section 3 Division of Overtime

The Company will endeavor to divide overtime work, other than in an emergency, equally among the employees regularly assigned to that kind of work. An employee who cannot be contacted will not be charged with overtime which he would otherwise have worked. For overtime groups at various locations who so desire, an overtime record will be posted on the appropriate bulletin board.

Section 4 Overtime – Idle Holiday Counted as Time Worked

An idle holiday shall be counted as a day worked for determining weekly overtime.

Section 5 Pay Provisions for Change in Schedule and Partially Used Time

An employee who is scheduled or notified to report for work on a regular shift and does report for work at the time specified without having been given actual notice of change of

schedule, shall receive full pay at his regular rate for his scheduled (non-overtime) hours on that day, even though idle or sent home early because of delay or shortage of materials or for other reasons beyond his control. This provision shall not apply in the event that:

- (a) Strikes or work stoppages by employees in the bargaining unit covered by this Agreement in connection with labor disputes interfere with the conduct of normal operations; or An employee is not put to work or is released from work after having been put to work either at his own request or due to his own fault.

Section 6 Call Out Time

Employees called out for emergency work shall receive a minimum of two (2) hours' pay at one and one-half times their regular rate of pay for such work, except that if the employee begins such emergency work after midnight, but prior to the regular starting time of the first day shift, he shall be entitled to receive a minimum of three (3) hours' pay at one and one-half times his regular rate of pay for such work.

Employees called out for emergency work on a normal day off or on an observed Company holiday will receive a minimum of three (3) hours' pay at one and one-half times his regular rate of pay for such work.

Section 7 Planned Overtime on Off Day

An employee scheduled for planned overtime work on a day which would be a scheduled off day on his normal work schedule will receive a minimum of four (4) hours' pay at one and one-half times his regular rate of pay. Employees shall not, in order to be entitled to the four hours' minimum, be required to remain on the job for any longer than it takes to complete the planned work, including any work related to or arising from the planned work. On three-day weekends, the Company will not schedule planned overtime work on customer-owned facilities, except in the case of hospitals.

An employee making timely request may decline planned overtime; provided sufficient employees regularly assigned to and qualified to perform the work are available and willing to work.

Section 8 Minimum Rest Period

When in the opinion of the Company, an employee has worked such any extended period of time as to impair his effectiveness or present a hazard to his health or safety, or to the health and safety of fellow employees, he may be required by the Company to leave work for a rest period of up to eight (8) hours. After sixteen (16) continuous hours worked an employee may request and will be granted a minimum rest period of eight (8) hours.

Such rest period shall be taken in its entirety unless the employee is requested and agrees to return to work before the expiration of such eight (8) hour rest period. If such rest period overlaps the employee's regular hours on a regularly scheduled work day, the employee shall be paid at his regular hourly rate of pay for the hours which overlap unless the rest period was initiated by the employee in accordance with this policy. If the rest period ends within two (2) hours or less of the end of the employee's regularly scheduled shift, the employee may either return to work at his regular hourly rate of pay or not return to work and forfeit the remaining hours in his shift.

An employee who is called out for emergency work and works at least sixteen (16) hours, and such emergency work continues beyond one-half (½) of the employee's regular shift, and the emergency is declared over as determined by the Company, that employee may request an eight (8) hour rest period and be paid at his regular hourly rate of pay for the hours remaining in his shift up to four (4) hours. If in this situation the employee chooses to continue to work the remainder of his shift and the Company agrees for him to work, he will continue to be paid double-time for the rest of his shift.

Section 9 Continuous Hours Worked (Time and one-half)

All continuous hours worked after the end of the employee's last previous regular shift by an employee during periods which commence more than eight (8) hours prior to the employee's next regularly scheduled starting time and continue into his regular hours on a regularly scheduled work day shall be paid at one and one-half (1-1/2) times the employee's regular hourly rate of pay if the employee completes his regular shift on such work day; provided, however, if the emergency situation (or other cause for his presence outside his normal working hours) should end during the employee's regularly scheduled shift of duty, and he is offered the opportunity to leave work, he may either leave work at that time (without loss of the time and one-half treatment for such continuous hours worked) or complete the remainder of his regular shift at his regular hourly rate of pay. During the continuation of an emergency situation as determined by the Company, for pay purposes, the continuity of the employee's work shall not be considered to be broken by short breaks for meals, refreshments, or rest periods authorized by his supervisor.

An employee who is called out for emergency work more than four (4) hours before his regular starting time and who completes such work within two (2) hours of his regular starting time and is thereafter released from duty, shall continue to be paid at the appropriate overtime rate until his normal starting time. He will be paid his normal straight-time rate of pay for working his normal shift.

Section 10 Daylight Savings Time

An employee working a regularly stated schedule at the time the change is made to Daylight Saving Time (normally in the spring) and who only actually works seven (7) hours instead of his normal eight (8) because of the change shall receive pay for his normal eight (8) hours. An employee working a regularly stated schedule at the time the change is made from Daylight Saving Time (normally in the fall) and who actually works nine (9) hours because of the change, shall receive pay at the established premium rate for the ninth (9th) hour.

Section 11 Continuous Hours Worked – (Double-time)

An employee who works more than sixteen (16) continuous hours shall be paid two (2) times his hourly wage rate for all such hours worked.

Section 12 On-Call

Each employee who serves in a weekly On-Call status will be paid eighty-five dollars (\$85.00) per week. If an employee works on service calls outside his normal scheduled workday during his On-Call week, he will be paid for such time worked in accordance with Article XIII-Overtime. The eighty-five dollars (\$85.00) weekly On-Call pay is provided to compensate the

employee for the interruption of lifestyle being on-call contains. The on-call employee, in exchange for the eighty-five dollars (\$85.00), agrees to remain available and fit to respond to call outs during the week they serve as the On-Call person.

Eligibility:

All employees in the area who are classified as:

- Service Technician A
- Line Technician A
- Line Supervisor B
- Service Technician B with at least two years in classification as a Technician B
- Line Technician B with at least two years in classification as a Technician B

Areas to be staffed with an On-Call person:

- Harlan
- Pineville
- London
- Somerset
- Norton
- Pennington Gap

On-Call Staffing:

Each area will implement their own system of determining their On-Call person, with emphasis on volunteerism but with an objective of sharing the workload. At least on a weekly basis, the Union will provide to management the name of the employee designated to be on-call for each area.

Dispatcher's Priority

Dispatcher's will make the first call to the Service Technician who is assigned to the area where the service is needed. If that person is unavailable or unable to respond, the next call will go to the "On-Call" person for that area. If the Union and management in an area agree, the first call will go to the "On-Call" person.

If an employee serves in an On-Call status for service calls for less than one (1) week, he will be paid one (1) hour's pay at his appropriate overtime rate in addition to time spent on any service calls for each day he serves in an On-Call status for service calls.

Section 13 Emergency Electric Restoration for Another Utility

An employee who performs emergency electric restoration work for another utility will be paid one and one half (1-1/2) times his hourly rate for the first eight (8) hours worked in any one day.

An employee who performs emergency electric restoration work for another utility will be paid two (2) times his hourly wage rate for all hours worked over eight (8) in any one day. This two (2) times his hourly wage rate provision does not apply when such work is performed for any affiliated company of E.ON U.S. LLC within the state of Kentucky.

ARTICLE XIV

Classification of Schedule "A"

It is agreed that wage rates for the several classifications of work shall be established in accordance with the work classifications and progression schedule attached hereto and made a part hereof, marked Schedule "A" for identification, and that the application thereof shall be in the following manner: Whenever an employee is promoted to a classification having a higher starting rate, he shall receive the starting rate of the new classification, or if such starting rate represents an increase in pay of less than five cents (5¢) per hour, he shall receive the rate of the new classification applicable (After One Year). In the event such employee is promoted to a new classification at a higher rate than the starting rate, he shall progress as though he had already worked the period required by the preceding steps of the classification.

An employee who successfully bids between the Line Technician C, Service Technician C, or Meter Technician C classifications will retain the employee's rate and time in progression steps.

Payroll periods will be on a bi-weekly basis with employees being paid every other Friday.

ARTICLE XV

Section 1 Sick Leave, Group Insurance, Survivors Insurance, Service Annuity, Medical Care Plan, Employee Savings Plan, Employee Assistance Program, Dependent Care Assistance Plan, Dependent Life Insurance Plan

During the term of this Agreement the Company will provide the existing or no less favorable sick leave, group life insurance, long-term disability insurance, retirement annuity and medical, including post-retirement medical insurance benefits, dental assistance program, employee savings plan, employee assistance program, dependent care assistance plan, and dependent life insurance plan for members of the bargaining unit as are provided for other full time employees of the Company. The details of such benefits shall be as specifically provided in master plan documents or insurance contracts covering the terms of such plans. The Company will furnish identification cards for medical purposes. The Company will furnish each employee annually the amount of accumulated sick leave.

The Company will assume an increase of 4% in each year of the Contract in medical and hospitalization expense per employee. To the extent this expense increases over 4% the employees will absorb increases up to the next 4%. Should the total increase exceed 8%, the Company and the employees will equally share in the balance of that expense.

Section 2 Funeral Leave

Funeral leave is paid for a maximum of five days for Immediate Family Members who include: spouse, child, step-child, or parent or step-parent.

Funeral leave is paid for a maximum of three days for Other Family Members who include: brother, sister, grandparents, grandchildren, parents-in-law, sons-in-law, daughters-in-law, spouses of the employee's brothers or sisters, employee's spouse's brothers, sisters, parents and grandparents, step relations of the preceding, or any relative living with the employee.

Such days shall be consecutive work days and shall not extend beyond the day following the funeral, except in the case of the death of an Immediate Family Member in which case such days may extend to the second day following the funeral, and shall be conditioned on the employee's attendance at the funeral. Payment will not be made for any day during such three-day period on which the employee would not otherwise work.

Employees will not be paid for unused funeral leave.

Should the employee need to be absent on a normal scheduled day or days, other than those for which payment is provided above, the employee may elect to take such day or days as vacation time, provided he is then entitled to sufficient vacation time which he has not utilized by time off or for which he has not been paid.

Payment shall be made on the next pay day after receiving notice in writing from the employee and (a) the name of the deceased person and relationship to the employee, and (b) the date and location of the funeral.

ARTICLE XVI

Bulletin Boards for Union Use

At all places where the Company now has bulletin boards, the Company will in the exercise of its discretion either furnish space on said bulletin boards or furnish nearby space upon which the Union may erect its own bulletin boards, of a size not larger than the Company's bulletin boards.

The Union agrees that it shall confine such posted notices to information concerning Company-Union relations and matters of concern to Union members. The Union further agrees it shall not post any notices that are derogatory or inflammatory in nature. All such notices shall be submitted to the Manager Human Resources for review prior to posting.

ARTICLE XVII

No Discrimination

There shall be no discrimination in the administration of this Agreement with regard to race, color, religion, national origin, age, sex, disability or veteran status.

ARTICLE XVIII

Notice of: Changes, Modifications, or Terminations Effective Date, Termination Date

Within the period of one hundred twenty (120) days prior to expiration date of Agreement; either party hereto may request the other to meet for the purpose of negotiating modifications to this Agreement or negotiating a new agreement, to become effective on the expiration of this Agreement. The parties agree to meet within twenty (20) days of such request and to bargain in good faith thereafter, as required by Section 8(a)(5), (b)(3) and (d), of the Labor Management Relations Act of 1947, as Amended.

This Agreement shall become effective as of the date set forth at the commencement hereof and shall continue in full force and effect from that date until August 1, 2009, unless changed or modified by mutual consent, and shall automatically be extended from year to year thereafter unless either party at least sixty (60) days prior to the expiration of this Agreement or any extension thereof shall serve upon the other party written notice that the same shall not be renewed at the applicable expiration date.

Notwithstanding the other provisions of this Article, the Company and the Union may reopen the Wage Scale, of this agreement for the purpose of negotiating wage rates to become effective August 1, 2007, and again reopen the wage scale of this agreement for the purpose of negotiating wage rates to become effective August 1, 2008 provided that neither the Company nor the Union may require the other to negotiate concerning any term other than the wage rates to be effective August 1, 2006, August 1, 2007 or August 1, 2008. This Agreement will be reopened for such purposes only if the Company or the Union actually delivers to the other, not later than July 1, 2007 or July 1, 2008, written notice of intent to reopen. Failing receipt by the Company or the Union, on the date specified, of such written notice to reopen, this Agreement shall continue in full force and effect through August 1, 2009, and the wage rates in effect as of midnight July 31, 2006, shall continue in full force and effect for the duration of the Agreement. If this Agreement is reopened in accordance with the provisions of this paragraph, and the parties have not reached an agreement by midnight July 31, 2007 or 2008 as appropriate, this Agreement shall be suspended and the Company and the Union shall have the same rights and obligations as they would have possessed had the Agreement expired, provided that neither the Company nor the Union may require the other to negotiate concerning any term other than the wage rates to be effective August 1, 2007 or August 1, 2008 as appropriate.

Service of the above notices on the Union shall be deemed sufficient by depositing the notice, signed by the Corporate Manager Labor Relations of the Company, in the United States Mail, registered or certified, and addressed to Local No. 2100, International Brotherhood of Electrical Workers, AFL-CIO, 10400 Dixie Highway, Louisville, Kentucky 40272.

Service of the above notices on the Company shall be deemed sufficient by depositing the notice, signed by a Business Manager of the Union, in the United States Mail, registered or certified, and addressed to the Corporate labor relations manager, E.ON U.S., LLC, 220 West Main, P.O. Box 32020, Louisville, Kentucky 40232.

IN TESTIMONY WHEREOF, Union and Company have caused their respective names to be hereunto subscribed by their duly authorized officers and seven copies of this Agreement to be executed, each to have the force and effect of an original, this _____ day of _____, 2006.

KENTUCKY UTILITIES COMPANY

Witness:

For the Company:
E.ON U.S. LLC

For the Union:
**International Brotherhood of
Electrical Workers
Local 2100**

Paula Pottinger, SVP Human Resources

Elmer Satterly, President/Business Mgr

Paul Berestecky, Mgr. Labor Relations

Mike Goodin, Committee Member

Ed Staton, Dir. Distribution Operations

Danny Morrison, Committee Member

Howard Elliott, Actg. Mgr Ops Ctr.

Greg Purvis, Committee Member

Mike Wickline, Field Ops Manager

Jonathan Roberts, Committee Member

Joe Moyers, HR Manager

Curtis Stratton, Committee Member

Tom Trimble, HR Manager

SCHEDULE "A"

WAGE RATES, HOURLY RATED CLASSIFICATIONS EFFECTIVE JULY 23, 2006 APPLICABLE TO LOCAL UNION 2100, INTERNATIONAL BROTHERHOOD OF ELECTRICAL WORKERS, AFL-CIO, OF KENTUCKY UTILITIES COMPANY AND OLD DOMINION POWER COMPANY.

It is agreed that wage rates and applications thereof for the several classifications of work shall be established in accordance with the following schedule.

Any new employee, upon producing evidence satisfactory to the Company of previous experience in the classification in which he is being employed shall be given credit for such experience, except that he shall not start higher than the "After One Year" step, and in such event shall receive the "After Two Years" step after one year's continuous employment. However, if after employment, he demonstrates that he has the knowledge, skill and ability equivalent to that of an employee who has had two (2) years' experience in the classification, he shall receive the "After Two Years" step beginning with the first payroll period commencing after sixty (60) days of employment.

Any employee, other than a supervisor, who is designated by the Company to keep time of crews and/or record of material used by the crews, shall, in addition to his regular wage, receive \$15.00 per month during the first year he is so designated, \$20.00 per month during the second year, and \$30.00 per month thereafter as compensation for the satisfactory performance of these duties.

Any employee, other than a supervisor, who is designated by the Company to keep time of crews, and/or records of material used by crews, shall be paid both the monthly and hourly premiums set out in the two preceding paragraphs in addition to his regular wage.

The following rates are applicable to all employees working normally on the day shift from 8:00 a.m. to 4:00 p.m.

To employees normally working on the second shift (generally 4:00 p.m. to 12:00 midnight), add fifty cents (50¢) per hour to the following rates.

To employees normally working on the third shift (generally 12:00 midnight to 8:00 a.m.), and to swing and relief shift employees, add sixty-seven cents (67¢) per hour to the following rates.

Employees who have been assigned a regular schedule of work which includes work on Sunday pursuant to an approved payroll authorization specifying such schedule shall receive a Sunday work premium of ninety-five cents (95¢) per hour in addition to their straight time and shift premium rates.

Classification	WAGE SCALE		
	First Year In Classification	After One Year in Classification	After Two Years in Classification
Chief Electrician	\$27.92	\$29.49	\$31.80
Chief Meter Technician	\$31.80	\$31.80	\$31.80
Technician	\$25.73	\$27.15	\$28.82
Semi – Skilled Technician	\$20.45	\$21.32	\$22.76
Laborer – General	\$15.73	\$16.79	\$17.87
Line Technician A	\$25.73	\$27.15	\$28.82
Line Technician B	\$21.80	\$22.73	\$24.26
Line Technician C	\$19.01	\$20.16	\$21.69
Meter Technician A	\$25.73	\$27.15	\$28.82
Meter Technician B	\$22.85	\$23.92	\$25.14
Meter Reader (Note 4)	\$21.80	\$22.73	\$24.26
Operator, Coal Equipment	\$25.37	\$26.84	\$28.44
Unit Operator	\$28.91	\$29.46	\$29.96
Unit Operator Assistant	\$26.84	\$27.53	\$28.82
Line Supervisor B (Note 1)	\$30.20	\$30.20	\$30.20
Service Technician A	\$25.73	\$27.15	\$28.82
Service Technician B	\$21.80	\$22.73	\$24.26
Service Technician C	\$19.01	\$20.16	\$21.69
Shift Engineer	\$28.42	\$29.81	\$31.80
Substation Supervisor B	\$30.20	\$30.20	\$30.20
Substation Technician A	\$25.73	\$27.15	\$28.82
Substation Technician B	\$21.80	\$22.73	\$24.26
Trainee A (Note 2)	\$19.57	\$19.57	\$19.57
Trainee B (Note 3)	\$18.39	\$18.39	\$18.39
Service Specialist	\$11.76	\$12.94	\$14.11

- Note 1 - Applicable to supervisor of crews normally consisting of three employees, including the supervisor.
- Note 2 - Applicable to employees who have been selected for and are in training for Meter Reader, Semi-Skilled Technician, Substation Technician B, or any other classification having a first year hourly rate in excess of the Trainee A hourly rate. A trainee in this category will be assigned to the classification for which he is training at the end of six (6) months, if he is then qualified, or, if not, as soon thereafter as he becomes qualified.
- Note 3 - Applicable to employees who have been selected for and are in training for Line or Service Technician C, only. A trainee in this category will be assigned to the classification for which he is in training at the end of six (6) months, if he is then qualified, or, if not, as he becomes qualified.
- Note 4 - New hires entering the Meter Reader classification on or after August 1, 2003 will be paid the Service Specialist wage scale.

Previous KU USW Contract

**COLLECTIVE BARGAINING AGREEMENT
BETWEEN**

**EARLINGTON OPERATIONS,
AREAS 1 (PARKWAY) AND 2 (GREEN RIVER)
OF KENTUCKY UTILITIES COMPANY**

AND

**THE UNITED STEEL, PAPER AND FORESTRY,
RUBBER, MANUFACTURING, ENERGY,
ALLIED INDUSTRIAL AND
SERVICE WORKERS INTERNATIONAL UNION**

*** * ***

Effective

August 1, 2008

to

August 1, 2011

CONTENTS

ARTICLE I	PURPOSE AND INTENT.....	1
	1.1 Purpose and Intent	1
	1.2 Periodic Meetings	1
ARTICLE II	SCOPE OF AGREEMENT	2
	2.1 Recognition.....	2
	2.2 No Discrimination	3
	2.3 Contracting Out	3
	2.4 No-Strike Clause.....	4
	2.5 No Lock-Out Clause.....	5
	2.6 Restraining Orders and Injunctions	5
	2.7 Picket Line.....	5
	2.8 Visitation	5
	2.9 Supervisors Working	5
	2.10 Copies of Agreement	6
ARTICLE III	UNION SECURITY	7
	3.1 Union Security	7
	3.2 Check-Off	7
	3.3 Law	8
ARTICLE IV	MANAGEMENT	9
ARTICLE V	HOURS OF WORK.....	10
	5.1 Normal Work Schedule	10
	5.2 Sufficient Rest Time/Balance of Shift.....	11
	5.3 Lunch Period.....	11
	5.4 Wash Up Time.....	11
	5.5 Daylight Saving Time.....	11
	5.6 Continuation of Regular Shift Duties	12
	5.7 Reporting Time.....	12
	5.8 Emergency Call-Out	12
	5.9 Planned Overtime	13
	5.10 Standby Pay	13
	5.11 Emergency electric restoration for another utility.....	14
ARTICLE VI	OVERTIME.....	15
	6.1 Purpose	15

6.2	Overtime Pay	15
6.3	Non-Duplication	16
6.4	Cooperation.....	17
6.5	Overtime Distribution.....	17
6.6	Green River Power Station Operating Groups Overtime Work	19
ARTICLE VII	HOLIDAYS	24
7.1	Holidays.....	24
7.2	Holiday Work	25
7.3	Eligibility	26
7.4	Holiday During Vacation.....	26
7.5	Holiday During Sick Leave	26
ARTICLE VIII	VACATIONS	27
8.1	Amount of Vacation	27
8.2	Eligibility	27
8.3	Scheduling of Vacations	28
8.4	Accumulating Vacations.....	29
8.5	Vacation Pay at Separation.....	29
8.6	Pay in Lieu of Vacation	29
8.7	Vacation during Illness or Disability or Personal Leave of Absence..	30
8.8	Vacation at Retirement	31
ARTICLE IX	SENIORITY	32
9.1	Seniority Recognition	32
9.2	Definitions	32
9.3	Seniority List	33
9.4	Probationary Employees.....	33
9.5	Termination of Seniority.....	33
9.6	Compensable Disability.....	35
9.7	Identical Hiring Dates.....	35
9.8	Temporary Employees.....	35
ARTICLE X	REDUCTION AND RESTORATION OF FORCES.....	37
10.1	Permanent Layoff	37
10.2	Rates on Demotion	38
10.3	Notice of Recall.....	38
10.4	Restoration of Forces.....	38
10.5	Notification of Layoff.....	38
10.6	Retention of Officers and Committee.....	39

ARTICLE XI	EMPLOYMENT FOR HANDICAPPED EMPLOYEE	40
ARTICLE XII	GRIEVANCE PROCEDURE.....	41
	12.1 Grievance Procedure.....	41
	12.2 Grievance Meetings	42
	12.3 Grievance Committee	43
	12.4 Time Limits	44
	12.5 Calculation of Time	44
	12.6 Group Grievances	44
	12.7 Union Grievances	44
	12.8 Expedited Procedure.....	45
	12.9 Extension of Time Limits	45
ARTICLE XIII	ARBITRATION PROCEDURE.....	46
	13.1 Arbitration Procedure	46
	13.2 Arbitration Hearing.....	46
	13.3 Duties of the Arbitrator.....	46
	13.4 Costs of Arbitration	47
	13.5 Arbitrator's Decision.....	47
ARTICLE XIV	DISCIPLINARY SUSPENSION AND DISCHARGE.....	48
ARTICLE XV	TEMPORARY ASSIGNMENTS AND PERMANENT JOB VACANCIES	49
	15.1 Temporary Assignments.....	49
	15.2 Permanent Job Vacancies	49
	A. Policy	49
	B. Posting Procedure	49
	C. Bid by Absentee.....	50
	D. Bidding Limitation.....	50
	E. No Qualified Applicants	51
	F. Hiring Experienced Employees	51
	G. Reclassification.....	51
	H. Training.....	51
	I. Return to Former Classification	52
	J. Residence Requirements.....	52
ARTICLE XVI	ABSENCES AND LEAVES OF ABSENCE.....	54
	16.1 Absences	54
	16.2 Disability Leave.....	54

	16.3 Personal Leave.....	54
	16.4 Return To Work.....	55
	16.5 Early Termination.....	56
	16.6 Pregnancy Leave.....	56
	16.7 Leave For Union Business.....	56
	16.8 Periodic Payments	56
	16.9 Fraud	57
ARTICLE XVII	ALLOWED TIME.....	58
	17.1 Funeral Pay	58
	17.2 Military Training or Temporary Duty	59
	17.3 Jury Duty	60
	17.4 Sick Leave Plan	60
	17.5 Personal Days	61
	17.6 Accumulated Sick Leave	62
ARTICLE XVIII	HEALTH AND RETIREMENT BENEFITS.....	63
	18.1 Employee Savings Plan.....	64
	18.2 Retiree Medical Insurance.....	64
	18.3 Retirement Income Benefits.....	65
ARTICLE XIX	TRANSFER OUT OF THE BARGAINING UNIT	65
	19.1 Permanent Transfer.....	66
	19.2 Temporary Transfer	66
ARTICLE XX	WAGES	67
	20.1 Hourly Wages	67
	20.2 Shift Differential.....	67
	20.3 Sunday Differential.....	68
	20.4 Pay for Work Performed.....	68
ARTICLE XXI	TWO-PERSON CREW PREMIUM	69
ARTICLE XXII	EMPLOYEES WORKING AWAY FROM THEIR REGULAR PLACE OF EMPLOYMENT	70
	22.1 Transportation and Lodging	70
	22.2 Meals.....	70
ARTICLE XXIII	RETIREMENT	72
ARTICLE XXIV	BULLETIN BOARD	73

ARTICLE XXV	SHIFT PREFERENCE	74
ARTICLE XXVI	SUCCESSORSHIP	76
ARTICLE XXVII	MOVING EXPENSES	77
ARTICLE XXVIII	LAUNDRY	78
ARTICLE XXIX	SAFETY AND HEALTH.....	79
ARTICLE XXX	CONFLICT WITH LAW	80
ARTICLE XXXI	ENTIRE AGREEMENT	81
ARTICLE XXXII	TERMINATION.....	82
EXHIBIT A	85
MEMORANDUMS OF AGREEMENT.....		88

AGREEMENT

THIS AGREEMENT entered into this 1st day of August, 2008, by and between EARLINGTON OPERATIONS, AREAS 1 (PARKWAY) AND 2 (GREEN RIVER) OF KENTUCKY UTILITIES COMPANY (hereinafter called "Company") and the UNITED STEEL, PAPER AND FORESTRY, RUBBER, MANUFACTURING, ENERGY, ALLIED INDUSTRIAL AND SERVICE WORKERS INTERNATIONAL UNION (hereinafter called "Union"). Except as otherwise expressly provided herein the provisions of this Agreement shall be effective as of August 1, 2008.

ARTICLE I
PURPOSE AND INTENT

1.1 Purpose and Intent

It is the purpose and intent of the parties to set forth herein the agreement between the parties covering rates of pay, hours of work and conditions of employment for employees in the unit for which the Union has been certified by the National Labor Relations Board as exclusive bargaining representative; to promote harmonious industrial and economic relationships between the Company and its employees in an atmosphere of mutual respect and understanding to the end that there shall be no interruption of, interference with, or impeding of work during the life of this Agreement, and to provide procedures for the equitable adjustment of grievances.

1.2 Periodic Meetings

Upon mutual agreement, the parties agree to meet on the reasonable request of either party at times which should be least disruptive to the Company's operations. Such meeting shall not be for the purpose of conducting collective bargaining negotiations but shall be for the sole purpose of appraising any problem which may have arisen in the application, administration or interpretation of this Agreement or of the problems of general concern to either party. Therefore, such meeting shall not modify, add to, or detract from the provisions of this Agreement. If such meeting is requested by the Company, it will pay employees for time lost.

ARTICLE II
SCOPE OF AGREEMENT

2.1 Recognition

The Company hereby recognizes the Union as exclusive representative for the purpose of collective bargaining with respect to rates of pay, wages, hours of employment and other conditions of employment for employees in its Earlington Operations, Areas 1 (Parkway) and 2 (Green River),

included in the unit for which the Union has been certified by the National Labor Relations Board on September 17, 1976, in Case No. 9-RC-11595, namely:

All production and maintenance employees of the Employer employed in the Employer's Earlington Operations, Areas 1 (Parkway) and 2 (Green River), including servicemen, linemen, metermen, patrolmen, chief electricians, groundmen and truck drivers, but, excluding business development and home demonstration employees, right-of-way solicitors, shift engineers, line foremen A, service foremen A, line foremen B, service foremen B, the chief electricians employed at the Green River Generating Station, the chief mechanic, the coal yard foreman, the chemist, and assistant chemist, all engineering and professional employees, office clerical employees, guards and supervisors. The Term "supervisor" means any individual having authority, in the interest of the employer, to hire, transfer, suspend, lay off, recall, promote, discharge, assign, reward, or discipline other employees, or responsibly to direct them, or to adjust their grievances, or effectively to recommend such action, if in connection with the foregoing the exercise of such authority is not of a merely routine or clerical nature, but requires the use of independent judgment.

The Company also recognizes the Union as the collective bargaining agent for the employees of new plants built or new service areas established, whose operations are consolidated with the operations of the Earlington Operations, Areas 1 (Parkway) and 2 (Green River) and who perform the same classifications or nature of work as those employees covered by this Agreement.

The employees in such bargaining unit and represented by the Union and covered by this Agreement are hereinafter referred to as "employees" or individually as "employee."

The Union makes this Agreement in its capacity as exclusive bargaining representative of the employees. As the representative of the employees, the Union may process grievances through grievance procedure, including arbitration, in accordance with the provisions of this Agreement, or adjust or settle the same.

2.2 No Discrimination

There shall be no discrimination in the administration of this Agreement with regard to race, color, religion, national origin, age, sex, disability, veteran status, or because of the exercise by an employee of his rights as a member or representative of the Union. The terms "he" or "his" as used in this Agreement shall apply to both male and female employees.

2.3 Contracting Out

It is agreed that the Company has historically from time to time contracted out work, examples of which are set forth below, which practice may continue. The Company agrees, however, that except for work historically contracted out, and work of a similar nature, it will not subcontract any work historically and principally performed by employees covered by this Agreement as a part of their normal duties if such subcontracting shall cause the reduction of schedule of employees qualified to perform the work. Such work which the Company has historically contracted out includes but is not necessarily limited to:

- Blacktopping
- Sandblasting and metal spraying
- Acid clean boilers
- Non-destructive testing (turbine equipment and boiler tubing, generators)
- Painting
- Insulating
- Tree trimming
- Conveyor belt vulcanizing
- Unloading frozen coal
- Railroad track maintenance and repair
- Large vacuum equipment, removal of fly ash, etc.
- Construction work:
 - Foundation work
 - Piping installation
 - Earth moving equipment and river dredging
 - Unloading and/or erecting heavy equipment
 - Electrical contracts (new construction)
- Service Engineers:
 - Turbine overhaul supervision
 - Safety valve maintenance/repair supervision

Soot blower maintenance/repair supervision
Mobile equipment maintenance/repair
Maintenance work:
Major boiler repairs

Major condenser repairs
Specialized major turbine repairs, generator repairs
General maintenance at Green River
Power Station when peak work load exceeds
capacity of bargaining unit personnel
Surveying
Fabrication of replacement parts at outside service shops
Motor rewinding work completed at outside service shops
Contract hauling

Service Contracts:
Elevators
Portable restroom facilities
Street lighting maintenance
Building transmission, distribution lines, substations
Pole setting
Pole inspections
Substation foundation, site preparation
Crane service, hauling heavy equipment
Substation fencing
Bus insulator cleaning
Janitorial and Custodial Work

The Company agrees that, other factors being basically equal i.e. price, availability, qualifications, etc, contractors who employ Union members will be given consideration. It is understood that this provision in no way creates 3rd party beneficiary status for any individual contractor.

2.4 No-Strike Clause

During the term of this Agreement, employees, the Union, its officers, representatives, and members shall not take part in, cause, authorize, instigate, aid, sanction, encourage, condone or ratify any strike, slow-down, sit-down, stoppage of work, boycott, picketing, or other interference with, or interruption of Company operations or the work and business of the Company. The Union and its representatives will exert every effort to cause employees covered by this Agreement who participate in any such activities to desist therefrom. Failure or refusal on the part of any employee to comply

with the provisions of this Article shall be cause for appropriate disciplinary action, including suspension or discharge.

2.5 No Lock-Out Clause

During the term of this Agreement the Company will not cause or engage in any lock-out of its employees.

2.6 Restraining Orders and Injunctions

Nothing in this Article or elsewhere in this Agreement shall be deemed or construed to preclude the Company from enforcing the provisions of Section 2.4 in any court of competent jurisdiction, and such court shall not be precluded by any provision of this Agreement from entertaining any such suit for violation of said Section and granting all appropriate injunctive relief. An equal right to seek judicial relief is retained by the Union should the Company, in its opinion, violate the provisions of Section 2.5.

2.7 Picket Line

Although it is a recognized obligation on the part of both the Company and the Union to cooperate in maintaining a continuous and dependable public service, it shall not be a violation of this Agreement, nor cause for discharge or disciplinary action, for an employee as an individual matter to decline to cross a picket line at premises other than premises of the Company where loss of Company property or injury to the employee is threatened.

2.8 Visitation

A duly identified and authorized representative of the Union shall, upon due advance arrangement, be granted access to Company premises for the purpose of investigating problems with which he is properly concerned in the administration of this Agreement. Union activity as permitted herein does not include Union business of an internal nature which does not involve the Company.

2.9 Supervisors Working

Supervisors will not displace qualified available employees in the bargaining unit by performing work regularly performed by them. Nothing, however, shall limit the performance of bargaining unit work by personnel outside the bargaining unit of work which such personnel have previously performed and similar work, or under any of the following circumstances:

In the instruction and training of employees.

In relief, or to replace an absent employee, or to accomplish work which bargaining unit employees have been permitted to decline.

To perform work requiring skills or abilities not available among employees.

In the event of breakdowns or emergencies, or to help straighten out problems.

At locations or in crews where there are three (3) or less bargaining unit employees.

In developmental work on, or testing of, equipment, products, services, or methods.

In non-overtime situations.

By service supervisors, service managers, chief electricians, and coal yard supervisors.

2.10 Copies of Agreement

The Company shall arrange to have copies of this Agreement printed in booklet form, and the Company and the Union shall share the printing cost in proportion to the number of copies that each orders for its own use.

ARTICLE III

UNION SECURITY

3.1 Union Security

All present employees of the Company covered by this Agreement who on the date of execution of this Agreement are members of the Union and those who become members during the life of this Agreement, shall, as a condition of continued employment, remain members in good standing for the term of the Agreement to the extent of paying the periodic dues uniformly required of all Union members as a condition of retaining membership. All employees covered by this Agreement who are hired by the Company after the date of execution of this Agreement shall, as a condition of continued

employment, become members of the Union at the completion of their probationary period and remain members in good standing for the term of this Agreement to the extent of paying the initiation fee and the periodic dues uniformly required of all Union members as a condition of retaining membership.

3.2 Check-Off

The Company, where so authorized and directed by the employee in writing upon an authorization form meeting all requirements of law, will deduct from the wages of such employee Union dues in the amount(s) authorized by such employee, and as specified by the International Secretary-Treasurer, on one of such forms. Such deductions of regular monthly dues for a particular month shall be made from the first pay period of the succeeding month and shall be forwarded monthly to the International Secretary-Treasurer. In the event an employee has insufficient earnings due during the first pay period of any month, then such deduction shall be made from the first pay period thereafter in which the employee has sufficient earnings from which the deduction can be made. The Company will permit a Union designated representative to be introduced to a new employee after completion of his probationary period for a brief orientation at a time when it does not interfere with the duties of either.

The Company, where so authorized and directed by the employee in writing upon an authorization form meeting all requirements of law, will deduct from the wages of such employee political action committee contributions in the amount(s) authorized by such employee on one of such forms.

3.3 Law

This Article is intended to comply with the provisions of State and Federal law, and nothing herein contained shall require the Company to take any action in violation thereof. The Union agrees to indemnify and save the Company harmless from any claims, demands, suits or other forms of liability arising out of any action taken by the Company in compliance with this Article.

ARTICLE IV
MANAGEMENT

Except to the extent expressly abridged or limited by a specific provision of this Agreement, the Company reserves and retains, solely and exclusively, all of its inherent rights, functions and prerogatives of management as such rights, functions and prerogatives existed prior to the certification of the Union or the execution of this Agreement. Such rights, functions and prerogatives include, but are not limited to, the Company's right to establish, continue and change, from time to time, policies, practices and procedures for the conduct of the business; to determine products to be manufactured or sold and services to be rendered; to determine the number, location and types of its operations and the methods, processes, services and materials to be employed; to institute, change, curtail or discontinue facilities, processes, service methods, equipment, machinery, methods of production or operations; to subcontract; to assign work to employees in accordance with requirements determined by the Company; to make and enforce reasonable rules for the maintenance of discipline; to suspend, discharge or otherwise discipline employees for just cause; and otherwise to take such measures as the Company may determine to be necessary for the orderly, safe and efficient conduct of the business. Recognizing the desirability of avoiding any impediment to the exercise by the Company of its management rights, functions and prerogatives in a manner beneficial to the employees, it is agreed that no such right, function or prerogative shall be limited by any practice or course of conduct or otherwise than by the express provisions of this Agreement.

ARTICLE V
HOURS OF WORK

5.1 Normal Work Schedule

A. Except for employees at the Green River Power Station, the normal work schedule for full time employees will consist of five (5) consecutive days of eight (8) consecutive hours of work (interrupted only by an unpaid lunch break) Monday through Friday. The normal work schedule for full time employees at Green River Power Station will be as agreed to in negotiations and as in effect on the date of execution of this Agreement. Although the Company reserves the right to change such schedules, it agrees that if the changed schedule is permanent and will thereafter become the

employee's regular schedule, the Company will notify the Union of its intention and afford the Union an opportunity to present its views before finally making its decision.

B. The anticipated schedule of working hours for the coming week for employees such as relief personnel who are not on a fixed schedule shall be posted no later than the end of day shift on Wednesday of each week.

C. "Workweek", as used in this Agreement, means seven consecutive days starting at 12:00 midnight on Saturday night and ending at 12:00 midnight on the following Saturday night. For employees at the Green River Power Station, workweek means seven consecutive days, starting at 6:00 am Monday and ending at 6:00 am on the following Monday.

D. This section provides for the normal scheduling pattern and shall not be construed as a guarantee of hours of work per day or per week or of days of work per week, nor a limitation on the scheduling of work per day or per week (including overtime).

E. In the event of a temporary change (not to exceed two (2) consecutive days) in an employee's schedule due to training or line switching, employees will be permitted to work until the end of the employee's normal shift if the employee reports to his regular work station for work in appropriate dress, however, this provision shall not apply when an employee is required to be away from his normal work station overnight.

5.2 Sufficient Rest Time/Balance of Shift

When in the opinion of the Company, an employee has worked such an extended period of time as to impair his effectiveness or present a hazard to his health or safety, or to the health and safety of fellow employees, he may be required by the Company to leave work for a rest period of up to eight (8) hours. After sixteen (16) continuous hours worked an employee may request and will be granted a minimum rest period of eight (8) hours. Such rest period shall be taken in its entirety unless the employee is requested and agrees to return to work before the expiration of such eight (8) hour rest period. If such rest period overlaps the employee's regular hours on a regularly scheduled work day, the employee shall be paid at his regular hourly rate of pay for the hours which overlap unless the rest

period was initiated by the employee in accordance with this Section. If the rest period ends within two (2) hours or less of the end of the employee's regularly scheduled shift, the employee may either return to work at his regular hourly rate of pay or not return to work and forfeit the remaining hours in his shift.

5.3 Lunch Period

Employees at Green River Power Station on continuous shift operations will be allowed a paid lunch break during their shift. Other employees at Green River Power Station will receive an unpaid thirty (30) minute lunch break near the midpoint of their shift. Other employees will receive an unpaid lunch break near the midpoint of their shift.

5.4 Wash Up Time

Nonoperating employees at the Green River Power Station will be allowed a five (5) minute wash up period just prior to their lunch break and a fifteen (15) minute clean-up period (tools and locker room) just prior to the end of their shift. However, this provision shall not be interpreted to permit employees to leave Company premises until the designated shift time is terminated.

5.5 Daylight Saving Time

An employee working a regularly stated schedule at the time the change is made to Daylight Saving Time (normally in the spring) and who only actually works seven (7) hours instead of his normal eight (8) because of the change shall receive pay for his normal eight (8) hours. An employee working a regularly stated schedule at the time the change is made from Daylight Saving Time (normally in the fall) and who actually works nine (9) hours because of the change, shall receive pay at the established premium rate for the ninth (9th) hour.

5.6 Continuation of Regular Shift Duties

Should an employee complete his regular shift of duty and be assigned to double shift or part shift, he will still be allowed to continue his regular shift of duties during any work week.

5.7 Reporting Time

An employee who is scheduled or notified to report for work on a regular shift and does report for work at the time specified without having been given actual notice of change of schedule, shall receive full pay at his regular rate for his scheduled (non-overtime) hours on that day, even though idle or sent home early because of delay or shortage of materials or for other reasons beyond his control. This provision shall not apply in the event that:

- (a) Strikes or work stoppages by employees in the bargaining unit covered by this Agreement in connection with labor disputes, interfere with the conduct of normal operations; or
- (b) An employee is not put to work or is released from work after having been put to work either at his own request or due to his own fault.

5.8 Emergency Call-Out

A. When an employee is called out to work, or voluntarily reports for and is allowed to work an emergency outside of his regularly established work schedule, he shall be paid a minimum of four (4) hours at the applicable overtime rate, even if the employee actually works less than four (4) hours. However, if an employee completes his work and is called out to work again before the four (4) hour minimum time has expired, he will not be entitled to another minimum four (4) hours pay for the second call out, but will be paid for the additional time actually worked beyond the four (4) hours minimum from the first call out.

B. This provision shall not apply to an employee who is notified prior to leaving the work area to report early, or if the work is a continuation of his regular shift.

C. Maintenance employees at the Green River Power Station who are called into work less than four (4) hours prior to their normally scheduled start time will be paid only for the hours actually worked outside their normal schedule at one and one-half (1 ½) times their hourly wage rate. Employees at the work site prior to their start time who are requested to begin work early will only be

paid one and one-half (1 ½) times their hourly wage rate for those actual hours worked outside their normal schedule.

5.9 Planned Overtime

For planned overtime work by an employee on his scheduled day off, he will receive a minimum of four (4) hours' pay at one and one-half (1-1/2) times his straight time base hourly rate of pay, or his applicable rate including shift or other premium, if any.

5.10 Standby Pay

The Company agrees that, due to the current satisfactory responsiveness of employees in this union to call-outs, there will be no initial implementation of this provision, unless the employees in one or more of the areas described below voluntarily request to implement weekly Standby in their Area. If implemented, each Area may determine their own system of determining their Standby person, with emphasis on volunteerism but with an objective of sharing the workload.

Should the responsiveness of employees in any area become unsatisfactory, the Company reserves the right to implement this provision in the affected area. If the Company implements this weekly Standby, each Area will determine their own system of determining their Standby person, with emphasis on volunteerism but with an objective of sharing the workload.

Any standby system developed will be done through the union.

Within the workgroups where the Company is implementing standby in accordance with the second paragraph, the Company reserves the right to assign the standby person, if the union fails to develop an acceptable system within a reasonable time.

The potential Areas in Distribution Operations to be staffed with a weekly Standby person are as follows:

- Barlow
- Eddyville

- Morganfield/Sebree
- Earlington/Dawson Springs
- Greenville

Each employee who serves in a weekly Standby status, in exchange for agreeing to remain available and fit to respond to call outs during the week, will be paid eighty-five dollars (\$85.00) per week. If an employee works on service calls outside his normal scheduled workday during his Standby week, he will be paid for such time worked in accordance with Article VI-Overtime.

If an employee is assigned in a Standby status for less than one (1) week, he will be paid one (1) hour's pay at his appropriate overtime rate in addition to time spent on any service calls for each day he serves in a Standby status for service calls.

5.11 Emergency electric restoration for another utility.

An employee who performs emergency electric restoration work for another utility will be paid one and one half (1 ½) times his hourly rate for the first eight (8) hours worked in any one day and two (2) times his hourly wage rate for all hours worked over eight (8) in any one day. This two (2) times hourly wage rate provision does not apply when such work is performed for E.ON U.S. LLC. within the state of Kentucky including Old Dominion Power in Virginia, however, section 6.2 B(1) will apply.

ARTICLE VI

OVERTIME

6.1 Purpose

This Article provides the basis for the calculation of, and payment for, daily or weekly overtime hours and shall not be construed as a guarantee of hours of work per day or per week or of days of work per week, nor a limitation on the scheduling of hours of work per day or per week (including overtime). Overtime pay shall be computed including shift differential, if any, and/or any other regular hourly payments, unless otherwise noted.

6.2 Overtime Pay

A. An employee shall be paid at the rate of one and one-half (1-1/2) times the employee's regular base rate of pay plus regular Shift Differential, if any, and any other regular hourly payments:

- 1) For work performed in excess of forty (40) hours in any one workweek.
- 2) For employees scheduled eight (8) hours per day, for work performed in excess of eight (8) hours in any normal twenty-four (24) hour workday except (a) if it is a change made through the exercise of Seniority rights (such as bidding, bumping, shift preference, etc.), or (b) in the case of the change of employees on continuous shifts from one schedule or shift to another.
- 3) For all continuous hours worked after the end of the employee's last previous regular shift by an employee during periods which commence more than eight (8) hours prior to the employee's next regularly scheduled starting time and continue into his regular hours on a regularly scheduled workday if the employee completes his regular shift on such workday. During the continuation of an emergency situation as determined by the Company, for pay purposes the continuity of the employee's work shall not be considered to be broken by short breaks for meals, refreshments, or rest periods authorized by his supervisor.
- 4) For work performed on the sixth day worked in the workweek and on the seventh day worked in the workweek, provided the employee works each of his scheduled workdays (excluding days on layoff) in the workweek or his absence (a) resulted from inability to work because of his illness or the illness of his spouse or child, when such case is substantiated by a doctor's certificate if requested by the Company, or (b) was time paid for but not worked under the provisions of this Agreement, or (c) was excused in advance for Union business.

- 5) Notwithstanding the provisions of section 6.2(2)(a), an employee in the operating groups at the Green River Power Station who is required by the Company to work sixteen (16) consecutive hours to facilitate shift preference change, the last eight (8) consecutive hours shall be compensated at applicable overtime rates. This provision shall not apply when an employee elects to change shifts resulting in the employee working sixteen (16) consecutive hours.

- 6) For employees in Maintenance at the Green River Power Station who are required to work preventative maintenance during non-outage situations will be paid one and one-half (1 ½) times their hourly wage rate for all hours worked outside their normal shift.

B. An employee shall be paid at the rate of two (2) times the employee's regular base rate of pay plus regular Shift Differential, if any, and any other regular hourly payments:

- (1) For work performed in excess of sixteen (16) continuous hours.

- (2) For work performed by an employee who is required to work on his last consecutive off day, provided he worked at least four (4) hours on his previous off day.

6.3 Non-Duplication

No overtime or premium pay will be pyramided or duplicated. In the event that overtime or premium pay is applicable to the same hours worked under any two or more provisions of this Agreement, only the single highest premium payment required under any provision shall be paid, and hours that are paid for at overtime or premium rates under one provision of this Agreement shall not be considered as hours worked for the purpose of computing overtime work under another provision (unless specifically provided in any case).

6.4 Cooperation

Recognizing that the nature of the Company's operations requires overtime from time to time, it is agreed that performing overtime work, daily or weekly when needed, constitutes a part of the duties and responsibilities of an employee's job.

6.5 Overtime Distribution

For employees at Green River Power Station other than those in Operations Groups (covered by §6.6 of this contract) and at locations other than Green River, the following will apply:

1. Subject to the requirement that an employee assigned overtime must be qualified to perform the work, when the Company assigns overtime to bargaining unit employees, it will be distributed equitably, averaged over a reasonable period of time, among employees permanently assigned to the classification at the location at which the overtime is assigned, provided such employees are available. (In the event qualified employees are not available or are permitted to decline such overtime, it may be assigned to such person and in such manner as the Company shall determine.)
2. At the end of each two (2) week period, an overtime list for each overtime group will be posted at that group's location.
3. An employee will be charged with any overtime he is permitted to decline and with any overtime that he would have been offered or assigned during periods when the Company honors his request that he not be offered or assigned overtime unless necessary.
4. Except for absent members of crews who are called to work overtime an employee will not be charged with overtime when he cannot be contacted. An employee who is absent for more than five (5) weeks will return with an amount of overtime equal to the average amount of other employees in his classification at the location.

5. An employee will be charged with overtime as set forth above among employees permanently assigned to his regular classification whether then working in or out of his regular classification.

6. It shall be the responsibility of an employee to bring any substantially adverse distribution of overtime to him (under normal circumstances, more than twenty-four (24) hours less than the amount charged to any employee in his classification at the location) to the attention of his supervisor, and after it is brought to his supervisor's attention, the Company shall correct any such inequality by the future assignment of overtime not later than the next reasonable opportunity for which the employee is available should he have accrued the least amount of overtime credit and otherwise to the available qualified employee who then has accrued the least amount.

7. Notwithstanding the provisions of Paragraphs 1 and 5 above, with respect to maintenance work at Green River only when the Company assigns overtime mandatorily, the Company will assign the work to the qualified available employee (including any relief operators then working maintenance) with the least amount of overtime actually worked. For the purposes of assignment of maintenance overtime, in determining the amount of overtime worked by a relief operator, overtime worked both in maintenance and as an operator shall be considered.

8. Whenever an employee performs work in excess of 2 hours beyond his normal quitting time of his normal scheduled shift, the Company will furnish or pay for the employee's meal, or meals, required during such hours of work.

9. When an employee successfully bids into a classification he or she will be charged the same overtime hours as that of the employee in the new classification with the most overtime hours. Overtime hours will not change when employees are reclassified to a higher rated position, as referenced in Section 15.2(G).

10. Overtime paid for safety meetings, meals, and other events sponsored by the Company will not be counted as part of the total overtime, i.e., hours paid but not actually worked.
11. The overtime lists for all overtime groups will start with each employee at zero at the start of the pay period nearest the first of January.

6.6 Green River Power Station Operating Groups Overtime Work

I. General Information

1. Each time an operator is offered an overtime shift, it will be the responsibility of the Shift Supervisor on duty to see that all designated information is entered in the Overtime Log Book.
2. At the end of each one (1) week period, an overtime list will be posted on the Operator's Bulletin Board, grouped according to classification. In each classification, operators will be listed according to total overtime hours, with operator at the top having the least amount of total overtime hours. Total overtime hours will include hours worked plus hours rejected (with exceptions as noted later). Where a tie exists, the listing will be according to seniority. Operators may volunteer to be excluded from being offered overtime assignments. However, they remain obligated to work forced overtime assignments.
3. Any operator on vacation, holiday, union business, off sick or on STD will not be offered overtime and his or her total overtime will remain unchanged. However, an employee who is absent for more than five (5) weeks will return with an amount of overtime equal to the average amount of other employees in his or her classification.
4. In no case should an operator work more than sixteen (16) consecutive hours, unless an emergency exists.

5. The Shift Supervisor on duty has the responsibility of seeing that the layover operator is furnished necessary meal or meals. The layover operator has the option of furnishing his or her own meals and receiving one hour extra pay if the layover shift is 8-4, or one-half hour extra pay for the 4-12 or 12-8 shift. Overtime operators will furnish their own meals unless the overtime results in double shift, in which case the same rules apply as for a layover. If a layover operator chooses a meal instead of an extra one-half hour overtime pay then the Shift Supervisor should call a local restaurant for a pick-up meal. If operating conditions permit, the Shift Supervisor will allow the layover operator to pick up his or her meal when ready. If, in the opinion of the Shift Supervisor, the layover operator should not leave, then the Shift Supervisor will designate someone else to pick up the meal for him or her. A Company truck will normally be available. If the layover operator is on a special diet that cannot be obtained at a local restaurant, then the Shift Supervisor should, if at all possible, allow him or her to pick up a meal at home (in this case, he or she will not be allowed extra pay for his or her meal).

6. When an operator is promoted, he or she will be charged the same overtime hours as that of the operator in the new classification with the most total overtime hours.

7. Any operator working with Maintenance personnel may be requested from time to time to work overtime. This will be charged to the operator as overtime worked or rejected.

8. The overtime list will start with each operator at zero at the start of the pay period near the first of January as referenced in Article XXV, Section A.

9. Overtime paid for safety meetings, meals, and other events sponsored by the Company will not be counted as part of the total overtime, i.e., hours paid but not actually worked.

10. Should an operator be offered an overtime shift which would give him or her a double shift and he or she had worked a double shift the day before, the operator may reject the second double shift without it adding to his or her total overtime hours.

II. Overtime Assignments

The following steps will be taken when an operator is needed on an overtime basis.

A. Scheduled Procedure, Full or Partial Shifts

When the Company has at least eight (8) hours notice prior to the time the overtime is to begin the overtime will be treated as scheduled.

Operators will be offered the overtime beginning with the senior operator in the job classification required who has the least amount of total overtime. From this point until eight (8) hours before the overtime shift starts, one (1) call will be made before calling the next operator.

In the event that an operator is to be offered an additional overtime shift(s) in the same classification and on the same shift as one that the shift supervisor was unable to reach him or her for, then one call to that operator will be made for each additional shift(s) before calling the next operator.

If no operator is obtained in the job classification required then the Company will go to the next higher Bargaining Unit classification(s) and proceed as per this section.

If no operator is obtained using this procedure and at least one call has been made to each available Bargaining Unit operator, the operator on duty in the job classification required, with the least amount of overtime actually worked will layover and he or she will not be charged with the previous rejection.

It is recognized that there may be times when the operator on duty with the least amount of worked overtime is physically unable to perform his or her duties for an additional shift.

In this case the next operator on duty in the job classification required with the second least amount of worked overtime will layover. If all operators in the job classification required are physically unable to perform, the Company will go to the next higher classification(s) and proceed as per this section beginning with the operator on duty in that classification with the least amount of worked overtime.

When the Company finds it necessary to call-in an operator for less than eight (8) hours it will be considered as a call-in, partial shift. The operators in the job classification required working the next shift will be called beginning with the senior operator who has the least amount of total overtime. If no operator is obtained using this procedure, the overtime selection will follow the Call-in Procedure.

B. Layover Procedure

When the Company has less than eight (8) hours notice prior to the time the overtime is to begin the overtime will be treated as a layover.

The operators on duty in the job classification required will be offered the overtime beginning with the senior operator who has the least amount of total overtime.

If no operator is obtained using this procedure the overtime selection will follow the Call-In Procedure.

C. Call-In Procedure

When the Company has less than eight (8) hours notice prior to the time the overtime is to begin and the Layover Procedure (for that particular job classification) is exhausted the overtime will be treated as a call-in.

The operators in the job classification required will be offered the overtime shift beginning with the operator who is on top of the list established in 6.6.2. One (1) call will be made before calling the next operator.

If no operator is obtained by the Call-In Procedure (for that particular job classification), the Company will go to the next higher Bargaining Unit Classification(s) and proceed as per the Layover Procedure. Operators who volunteer to be excluded from being offered overtime assignments will not be called, but will be charged with a reject.

If no operator is obtained using this procedure and at least one call has been made to each available Bargaining Unit Operator, the operator on duty in the job classification required, with the least amount of overtime actually worked per the list established in 6.6.2, will layover and he or she will not be charged with the previous rejection.

It is recognized that there may be times when the operator on duty with the least amount of worked overtime is physically unable to perform his or her duties for an additional shift. In this case the next operator on duty in the job classification required with the second least amount of worked overtime will layover. If all operators in the job classification required are physically unable to perform, the Company will go to the next higher classification(s) and

proceed as per this section beginning with the operator on duty in that classification with the least amount of worked overtime.

ARTICLE VII

HOLIDAYS

7.1 Holidays

A. The following will be considered holidays for the purposes of this Agreement:

New Years Day
Good Friday

Memorial Day
Fourth of July
Labor Day
Thanksgiving Day
Friday after Thanksgiving
Christmas Eve
Christmas Day
(2) Floating Holidays

Eligible employees who do not work on the above holidays will receive eight (8) hours pay at their normal straight time hourly rate (including regular Shift Differential, if any, and any other regular hourly payments).

B. Floating holidays will be taken in each calendar year on a day mutually agreed upon between the employee and the Company.

C. For employees scheduled Monday through Friday, if one of the above designated holidays falls on a Saturday, it shall be recognized on the preceding Friday (except that when Christmas Day falls on a Saturday, Christmas Eve and Christmas Day shall be recognized on the preceding Thursday and Friday), and if one of the above designated holidays falls on a Sunday, it shall be recognized on the following Monday (except that when Christmas Eve falls on a Sunday, it shall be recognized on the preceding Friday).

For employees scheduled other than Monday through Friday, (including employees who alternately work Monday through Friday and Tuesday through Saturday schedules), when a holiday falls on an off day, it shall be recognized on the next regularly scheduled day of work except in the case of two consecutive holidays such as Thanksgiving Day and Friday after Thanksgiving and Christmas Eve and Christmas Day, in which the following procedure shall apply:

If both holidays fall on an employee's off days, the first holiday shall be recognized on his last regularly scheduled day of work preceding the holidays, and the second holiday shall be recognized on the first regularly scheduled day of work immediately following the holidays. If the employee is scheduled off on only one of the holidays, then (a) if he is scheduled to work the first holiday, the

second holiday shall be recognized on his first regularly scheduled day of work following the holidays, and (b) if the employee is scheduled to work the second holiday, then the first holiday shall be recognized on his last regularly scheduled day of work immediately preceding the holidays.

In all cases, if an employee is regularly scheduled to work on one of the above designated holidays, the holiday shall be recognized on that day.

7.2 Holiday Work

A. An employee who is required by the Company to work on a holiday will be paid at the rate of one and one-half (1-1/2) times the employee's normal straight time hourly rate (including regular Shift Differential, if any, and any other regular hourly payments), for the first eight (8) hours worked, in addition to holiday pay, if the employee is entitled to holiday pay as such, or in lieu thereof, such employee may work at his normal straight time hourly rate (including regular Shift Differential, if any, and any other regular hourly payments) on the holiday and be absent with holiday pay on another mutually agreed upon day. No additional holiday may be accumulated until such holiday is utilized except with prior consent of the Company. An employee will be paid at two (2) times his hourly wage rate for all hours worked over eight (8) on a holiday.

B. Notwithstanding the foregoing Paragraph A, employees who are regularly scheduled to work in six (6) or seven (7) consecutive day periods and who are required to work on a holiday may accumulate and "bank" up to two (2) holidays to be used in conjunction with regularly scheduled

vacations or at other times mutually agreed upon in advance, which "banked" holidays, (1) may be carried forward into the next succeeding calendar year and (2) will not affect such an employee's option as set forth in Paragraph A with respect to a subsequent holiday while he has such two holidays "banked". If, however, while such an employee has two holidays "banked", he elects to be absent without pay on another holiday in lieu of receiving pay for working on such day, then such third accumulated holiday must be utilized prior to the next holiday.

7.3 Eligibility

A. To be eligible to receive holiday pay an employee must have worked in the workweek in which the celebrated holiday falls, or be on paid sick leave for such week unless (a) his absence resulted from inability to work by reason of illness or injury, for which he is not compensated, verified by a doctor's certificate if requested by the Company, or (b) he was on paid vacation during such week, or (c) he was on leave for union business during such week, in any of which cases, he must have worked either in the week immediately preceding or the four (4) weeks immediately following the workweek in which the celebrated holiday falls.

B. If an employee is scheduled to work on any holiday recognized herein and fails to report or perform his scheduled work, he shall become ineligible for pay for the unworked holiday unless he has failed to report or perform such work because of sickness or because of death in the immediate family or for comparable good cause.

7.4 Holiday During Vacation

When such a holiday for which an employee is eligible for holiday pay occurs during an employee's vacation, the employee will be granted an extra day vacation time.

7.5 Holiday During Sick Leave

When a holiday for which an employee is eligible for holiday pay occurs on a day for which an employee would otherwise receive sick pay under the Company's program, he will receive the holiday pay and no charge will be made against his paid sick leave days.

ARTICLE VIII
VACATIONS

8.1 Amount of Vacation

Effective January 1, 2000, eligible employees will earn vacation from date of hire based on years of service in accordance with the following schedule:

Vacation Earned	Completed Years of Service Attained During Calendar Year
5 days	Maximum in year of hire
10 days	Years 1-4
15 days	Years 5-14
20 days	Years 15-24
25 days	Years 25 and above

Such employees on a forty (40) hour workweek shall be paid the equivalent of forty (40) hours at their straight time hourly base rate of pay plus regular Shift Differential, if any, and any other regular hourly payments, for each week of vacation. Such employees who normally work more than twenty (20) but less than forty (40) hours per week (a part-time employee, should such be included in the bargaining unit during the life of this Agreement) shall be eligible for one-half the normal vacation entitlement (earned/accrued).

8.2 Eligibility

A. To qualify for vacation in the following year, an employee must be active on the payroll as of December 31. An exception to this requirement applies to those employees who are on approved Family and Medical Leave. A full-time employee to be eligible for a vacation must have worked not less than twelve hundred forty-eight (1248) hours during the twelve (12) months next preceding the date he first becomes eligible to take such vacation. A part-time employee to be eligible for a vacation

must have worked at least seventy-five percent (75%) of the number of hours an employee on his weekly schedule would work in a year. For purposes of this Section 8.2, in calculating the number of hours worked, there shall be included his normal workday for days for which he is absent but for which he is paid vacation pay, holiday pay, paid sick leave, short term disability, funeral leave, jury duty, military leave or workers' compensation supplement.

B. An employee reinstated from inactive status shall become eligible for vacation based on his or her anniversary date:

- An employee returning to work from January 1 through June 30 is eligible for earned vacation during the calendar year. Such employee must work three (3) continuous months before being eligible for vacation pay.
- An employee returning to work on or after July 1 is ineligible for vacation during the calendar year.

C. Employees hired directly by the Company to fill temporary positions (not hired as temporaries through contractors) who later become regular employees of the Company are eligible for vacation accrual retroactive to the beginning of their temporary employment with the Company.

D. An employee hired between January 1 and June 30 is eligible for 5 days of vacation during that calendar year. Such employee must work three (3) continuous months before being eligible for vacation pay. An employee hired on or after July 1 is ineligible for vacation during the initial calendar year of employment. After the initial calendar year of employment, an employee can take vacation effective January 1 or upon three (3) continuous months of active service, whichever is later, based upon the above schedule.

E. Employees who are rehired accrue vacation at the same rate as when they left employment if they were employed for one year of continuous service prior to separation and if the separation was for one year or less.

8.3 Scheduling of Vacations

A. An employee's vacation will, to the extent reasonably practicable, be granted at the time most desired by the employee in order of Seniority among those employees with whom his vacation must be coordinated, but the final right to schedule vacation is reserved to the Company in order to assure efficient operations.

B. Vacations will be taken at least one workweek at a time except (1) with the consent of the Company, or (2) an excused absence for legitimate reasons may, at the request of the employee, be charged against any vacation to which he is then entitled.

C. Relief operators at the Green River Generating Station not on a fixed schedule who schedule five (5) consecutive days off on Monday through Friday shall be guaranteed the Saturday and Sunday before and after such days off as off days, for a total of nine (9) days.

8.4 Accumulating Vacations

Vacation time may not be accumulated from one year to the next, and vacations earned as of any January 1 must be liquidated by time off by December 31 of that same year, except that with prior notification to the responsible manager, an employee may defer up to five days of vacation to the following calendar year.

8.5 Vacation Pay at Separation

An employee who quits, dies, retires or is discharged on or after any January 1 and without having received the vacation for which he became eligible upon such date, will be entitled to his vacation pay upon termination of employment. Any such payment due an employee who has died shall be made to the person designated as beneficiary on his group life coverage, if living, otherwise to the employee's estate. No employee leaving the employment of the Company during any calendar year shall be entitled to any vacation pay in the following year.

8.6 Pay in Lieu of Vacation

An employee with at least four weeks of vacation eligibility (including carry-over) may “sell back” one week of vacation after they have taken two weeks of vacation and carried over one week. Payout for such a week of worked vacation will occur in February of the following year.

8.7 Vacation During Illness, Disability, or Personal Leave of Absence

A. If an employee goes on paid sick leave or becomes unable to work because of compensable occupational injury prior to the time his vacation is scheduled to commence, his vacation will be rescheduled later in the year, except that an employee on paid sick leave or Short Term Disability may, at his option, cease receiving sick pay or Short Term Disability pay and take his vacation as previously scheduled. The vacation of an employee who becomes ill or is injured after working his last shift prior to vacation will not be rescheduled, and he will not be eligible for any sick pay until such scheduled vacation has expired. However, at the sole discretion of the Company, vacation may be restored to an employee and rescheduled at a later date.

B. An employee on paid sick leave or Short Term Disability may, upon advance written request, elect at the end of the calendar year to cease receiving sick pay or Short Term Disability pay for any unused vacation period in order to avoid loss of vacation pay. An employee disabled as the result of a compensable occupational injury or who is receiving long term disability insurance payments at the end of a vacation year and is unable to work during any unused vacation period as provided in Section 8.6, will not receive pay for the vacation not taken, except as provided in Section 8.7C.

C. In the year in which an employee incurs an occupational injury or illness, after the application of Section 8.4, the employee shall receive payment for any remaining unused vacation in an amount sufficient to make up the difference between what the employee received from workers' compensation insurance or Short Term Disability pay and the employee's regular straight time wages assuming a 40-hour work week.

D. An employee will earn vacation during approved personal leaves of absence on a prorated basis as follows:

- an employee on a PLOA of one full month to three full months will earn 75 percent vacation benefit for the following year, based upon the above schedule; and
- an employee on a PLOA of four to six months will earn 50 percent vacation benefit for the following year, based upon the above schedule.

8.8 Vacation at Retirement

Any employee who retires may elect to work during all weeks of any vacation to which he may be entitled in the year of retirement, and for each such week of vacation worked, shall receive with his final payroll check additional compensation in an amount computed on the same basis as is then employed in computing the compensation paid to other employees who work during one week of their vacation under Section 8.6 above.

ARTICLE IX

SENIORITY

9.1 Seniority Recognition

In cases of filling permanent vacancies, decrease of force and recalls from layoff, consideration shall be given to length of continuous service, all as specifically set forth in various sections of this Agreement dealing with such events.

9.2 Definitions

A. Bargaining Unit Seniority

For all purposes of this Agreement, an employee's bargaining unit seniority ("Seniority") shall date from his first day of work following his employment with the Earlington Operations, Areas 1 (Parkway) and 2 (Green River) of the Company or his last reemployment if his continuous service has been broken. An employee of the Earlington Operations, Areas 1 (Parkway) and 2 (Green River) in the bargaining unit on the effective date of the first contract shall have Seniority equal to his continuous service with the Company in any of its regions in any position. Any employee of the Company who accepts transfer into the bargaining unit covered by this Agreement following the effective date of the first contract shall retain his previous Company service for computing vacation, pension and insurance benefits but shall be considered as a new employee for all other purposes of this Agreement.

B. Qualified

Wherever used in this Agreement "qualified" shall mean that the employee has the ability to perform the required duties of the job on a regular basis under the degree of supervision normally given to employees in the job and to perform those duties safely and efficiently.

9.3 Seniority List

A seniority list showing the Seniority of each employee was posted under the Collective Bargaining Agreement effective October 9, 1977. The Company will revise such list from time to time as necessary for it to be kept current. It shall be the responsibility of the employees to bring any error to the attention of the Company, with a copy to the Unit Secretary.

9.4 Probationary Employees

A newly hired employee (or an employee rehired after loss of Seniority) will be considered a probationary employee and will not accrue any Seniority until he has actually worked at least forty (40) days. In exceptional cases, the Company shall have the right, upon notice to the Union, to extend the probationary period for an additional period not to exceed twenty (20) days actually worked.

During the employee's probationary period the Company may terminate the employee with or without cause and such termination shall not be subject to review in the grievance or arbitration procedure. During the probationary period, the Company may from time to time transfer a probationary employee or assign various duties for the purpose of determining his suitability for permanent employment. Upon satisfactory completion of his probationary period, an employee will be credited with Seniority in accordance with Section 9.2(A).

9.5 Termination of Seniority

An employee shall lose all Seniority with the Company and all rights under this Agreement (except for previously accrued pension and insurance benefits, if any, to the extent specifically provided elsewhere) upon the occurrence of any of the following:

- (A) Resignation or quit by the employee for any reason

- (B) Discharge for just cause

- (C) Layoff for twelve (12) consecutive months, or the length of the employee's Seniority, if more at the start of his layoff, to a maximum of three (3) years

- (D) Absence for two (2) consecutive working days without having notified the Company unless impossible to do so, and furnished a satisfactory explanation within such period

- (E) Fails to notify the Company of his intention to return to work from layoff within ten (10) days (Saturdays, Sundays and Holidays excepted) after mailing of notification by registered or certified mail (return receipt requested) to the last address shown on the Company records (and copies of said notice having also been given to the Union) or fails, without reasonable excuse, to report for work at the time designated in the notice

- (F) Failure to return to work from absence due to sickness or injury within twelve (12) months after the last day of active employment, or the length of the employee's Seniority, if more at the time his absence commences, to a maximum of three (3) years; provided, that the Seniority of any employee with two (2) years Seniority or more at the time such an absence commences shall not terminate for so long as he (1) receives sick pay under the Company's sick pay plan, or (2) receives regular periodic payments under the Company's long term disability insurance program. If the job he held at the time the absence commenced has been permanently filled during his absence or is otherwise no

longer available, for the purpose of reclaiming his job or in selecting another job in the manner as if he had been laid off from his old job at the time of his return as provided in Section 10.1, such an employee shall not be considered to have continued to accrue Seniority during the period of his absence in excess of three (3) years

- (G) Acceptance of wages or other compensation for services rendered for others, or accrual of income from self-employment, (other than earnings the employee would have received even if he had not lost time from work, such as from his farm, etc.) during leave of absence unless such payment was from the Union or was authorized in writing by the Company in advance
- (H) Failure to return at or prior to the expiration of a leave of absence, if possible, or failure to notify the Company of his inability to return if such notification is possible
- (I) Transfer out of the bargaining unit as provided in Article XIX
- (J) Transfer out of the Earlington Operations, Areas 1 (Parkway) and 2 (Green River)
- (K) Absence for a period in excess of that provided in Section 16.6 relating to pregnancy

- (L) Retirement
- (M) Death provided, however, nothing in this Section 9.5 shall operate to deprive any employee, or his heirs, whose Seniority is terminated by reason of his retirement or death, of benefits, if any, accrued prior to such retirement or death.

9.6 Compensable Disability

Notwithstanding the provisions of Section 9.5(F), the Seniority of any employee covered by this Agreement shall not be broken so long as he receives regular periodic payments under Workers' Compensation for disability incurred during the course of his employment with the Company which prevents his return to work. If the job he held at the time the absence commenced has been permanently filled during his absence or is otherwise no longer available, for the purpose of reclaiming his job or in selecting another job in the manner as if he had been laid off from his old job at the time of his return as provided in Section 10.1, such an employee with five (5) years of Seniority or more at the time his absence commences shall continue to accrue Seniority during the entire period of such absence, but an employee with less than five (5) years Seniority at the time his absence commences

shall not be considered to have continued to accrue Seniority during the period of his absence in excess of three (3) years.

9.7 Identical Hiring Dates

When two (2) or more employees in the bargaining unit have identical hiring dates or dates of transfer into the bargaining unit, Seniority shall be awarded in the alphabetical order of the spelling of their names, surnames listed first.

9.8 Temporary Employees

Temporary employees shall have the same status as Probationary Employees for the full duration of their temporary employment and shall accrue no Seniority of any kind. "Temporary Employees" shall be:

- A. Those who are hired on jobs at or below the General Laborer classification for an agreed and limited period of time (not more than ninety (90) days) in order to fill temporary needs for additional personnel resulting from absence of regular employees by reason of vacations, sickness or other cause; or
- B. Part-time help such as grass-cutters at various locations in the Earlington Operations, Areas 1 (Parkway) and 2 (Green River) who do not regularly work more than twenty-four (24) hours per week; or
- C. Employees of other companies (customers of Kentucky Utilities Company) whose only function shall be to operate switches at Sub-Stations and other remote locations. However, it is specifically understood and agreed that the operation of Company owned switches will be the work of employees in the bargaining unit covered by this Agreement should it be necessary to call someone out at night to perform such function.

Should the status of a Temporary Employee be changed to that of a permanent employee in the bargaining unit, his Seniority shall date from the date of such change of status, except that the date

from which the employee has continuously worked a regular schedule of at least twenty (20) hours each week will be considered as the date of employment for the purposes of determining vacation. However, no sick leave days will be accrued to any employee's account for the time worked as a temporary employee.

ARTICLE X
REDUCTION AND RESTORATION OF FORCES

10.1 Permanent Layoff

The following procedure shall be followed in a reduction of forces:

- (A) If the number of employees in a particular classification at a location is to be reduced, but some retained, employees will be reduced, in inverse order of Seniority, provided that the remaining employees are qualified for the work to be performed.

- (B) A surplus employee may upon reduction displace an employee holding a job:
 - (1) for which he is qualified, and

 - (2) which is at the same or lower rate than the job as to which he is surplus (except that an employee may return to a higher classification formerly held), and

 - (3) which is either (a) held by an employee with less Seniority at the surplus employee's location or at any location close enough to his residence so he can meet his normal work schedule and such emergency call-out requirements as are inherent in the job (it being specifically agreed that, except with the consent of the Company, members of service organizations must live in the service area served), or (b) held by an employee with the least Seniority in a classification at any other location in the bargaining unit with the understanding that to do so would require a change of residence, or accept layoff in lieu thereof.

- (C) Should the surplus employee not have previously qualified on the job he chooses under the above procedure, no training time will be allowed. However, such employee shall be

oriented in the job requirements and will be given up to maximum of three (3) working days to display his qualifications, or lack thereof, should there be good cause to believe he can perform the work on the job satisfactorily due to knowledge and skills developed on other jobs with the Company.

10.2 Rates on Demotion

When an employee is demoted in a reduction of forces, he will be paid at the lower of (a) the top of the rate range of the job to which he has been demoted or (b) the rate that he was being paid on the job from which he was demoted.

10.3 Notice of Recall

Recall of an employee after a layoff shall be in writing and mailed to the employee's last known address by certified or registered mail as it appears on the Company's records. If an employee on layoff changes his address, he must notify the Company in writing by certified or registered mail with a copy of said notice being mailed to the local Union.

10.4 Restoration of Forces

(A) In the restoration of forces, employees shall be recalled in order of Seniority to the jobs they held before the reduction of forces (if available) or to other jobs they have previously held or for which they are otherwise qualified, provided that the employees recalled must be qualified for the work to be performed.

(B) Should the Company decide to recall an unqualified employee to attempt to train for a vacancy, it will give preference to the senior employee on layoff whose prior experience, work record, skill and ability, and demonstrated physical and mental capacities indicate that he is capable of becoming qualified within a reasonable period.

10.5 Notification of Layoff

When a reduction in working force becomes necessary and employees are to be reduced in classification or laid off, the concerned employees and the Union shall be given not less than forty-eight (48) hours' notice unless an emergency condition beyond the control of the Company makes such notice impossible.

10.6 Retention of Officers and Committee

The Unit President, Unit Secretary and Unit Grievors (should the Unit Griever remain in the geographic area he represents), will not be released from active employment in a reduction of force as long as work for which they are qualified to perform is available in the bargaining unit.

ARTICLE XI

EMPLOYMENT FOR HANDICAPPED EMPLOYEE

A. Notwithstanding the Seniority provisions of this Agreement, the Company and the Union may mutually agree to fill a vacancy of any length by assignment of an employee during the time he is handicapped, recuperating from any accident or illness or otherwise is unable to perform the duties of his regular job but is qualified to perform the needed work.

C. An employee, who is injured or acquires a work-related illness in the course of his employment and made subject to the provisions of the Kentucky Workers' Compensation laws and as a result thereof loses his ability to return to his regular job, may use his Seniority to displace a junior employee on any equal or lower rated job (provided he is released by the Company doctor to perform the duties of this job) in the same manner and with the same effect as if he had been released for lack of work under the provisions of Section 10.1 of this Agreement.

ARTICLE XII

GRIEVANCE PROCEDURE

It is agreed that any employee may discuss any problem or complaint with his supervisor on an informal basis, with or without the presence of his Grievance Committeeman or Steward and without resort to the grievance procedure.

12.1 Grievance Procedure

Any difference arising as to the application or interpretation of the provisions of this Agreement shall constitute a grievance and shall be settled in the following manner:

Step 1

A. An employee who has a grievance shall present the grievance orally to his immediate supervisor, with or without the presence of his Grievance Committeeman or Steward, within five (5) days after the complaining employee knew, or by reasonable diligence should have known, of such incident.

B. In the settlement of a grievance, the Company shall not enter into any agreement with any individual employee covered by this Agreement in conflict with the terms of this Agreement which will have any effect on the rights of other employees, and any settlement under any such private agreement will not constitute a precedent should a similar situation arise in the future.

D. If the grievance is not resolved to the satisfaction of the employee and it is desired that the grievance be considered further, the employee or his Grievance Committeeman or Steward may immediately file a written grievance with such supervisor. In any event, regardless of when the employee presents it orally to his immediate supervisor, or knows, or should have known, of the incident, such written grievance must be presented not more than fifteen (15) days next following the incident that caused the grievance (unless a different time is provided elsewhere in this Agreement for the particular type of grievance). The written grievance shall state the nature of the incident, the Section or Sections of this Agreement upon which the grievance is based and the redress or relief that is sought, and shall be signed by the employee and his Grievance Committeeman or Steward. The supervisor, or his designee, will discuss the grievance with the employee and his Grievance Committeeman or Steward and will give his answer within five (5) days after receipt of the written grievance. If the immediate supervisor and the Grievance Committeeman or Steward, at such meeting, feel the need for aid in arriving at a solution, they may, by agreement, invite such additional Company or Union representatives or witnesses as may be necessary and available to participate in further discussion.

Step 2

If the Step 1 supervisor, or his designee, does not give his answer within the prescribed time or if the answer is unsatisfactory to the Union and it is desired to appeal the grievance for further consideration, an appeal may be filed within five (5) days after the answer (or within five (5) days of

expiration of the five (5) day answer period if no answer is given) with the person who supervises the Step 1 supervisor, signed by the employee's Grievance Committeeman. Such supervisor, or his

designee, will discuss the grievance with the employee and the Grievance Committeeman and will give his answer in writing within five (5) days after the meeting.

Step 3

If the answer of the Step 2 supervisor, or his designee, is unsatisfactory to the Union and it is desired to appeal the grievance for further consideration, an appeal may be filed within five (5) days after receipt of the answer with the manager of the Step 2 supervisor, signed by the employee's Grievance Committeeman. The manager or their designee(s), will discuss the grievance in a meeting with the employee, the Grievance Committeeman and the International Union Representative, and will give an answer in writing within five (5) days after the meeting.

12.2 Grievance Meetings

Grievances to be handled through the grievance procedure should be taken up at such time of day as will least interfere with the regular working hours of the employees involved. If the Company finds it more convenient and practical to conduct such proceedings during regular working hours, and the Union representative is agreeable to meeting at such time, then Union grievance representatives who are called from their regular duty will be paid their regular wages as though they were on regular duty.

12.3 Grievance Committee

The Union's Grievance Committee shall consist of regular employees of the Company covered by this Agreement selected by the Local Union to represent major geographic groupings of employees. The initial major geographic groupings are considered to be at:

Barlow/Eddyville

Morganfield/Sebree

Earlington/Dawson Springs
Greenville
Green River

but said groupings may change with the addition or deletion of department and/or shift assignment of employees covered by this Agreement, but not to exceed five (5) in total. One (1) Grievance Committeeman shall be elected by the Local Union membership to represent each of said major geographic groupings.

In large areas and/or on shifts at the Green River Power Station where no Grievance Committeeman is employed, a Steward will be appointed as determined by the Local Union so that there will be at least one (1) Grievance Committeeman or Steward on each active shift. The Steward will act as an assistant to the Grievance Committeeman and be limited to the handling of grievances through Step 1 only.

During his term of office, should a Grievance Committeeman or Steward cease to be employed within the major group he represents, the office of Grievance Committeeman or Steward representing that group shall become vacant and shall be filled by the Local Union with a permanent employee of said group.

The Local Union President and Unit President shall be considered as a member of the Local Union Grievance Committee in addition to the Grievance Committeemen provided for above.

The Union shall furnish to the Company a list of its Officers, Grievance Committeemen and Stewards, and keep such list current.

12.4 Time Limits

A grievance that is not filed, appealed or referred to arbitration within the prescribed time limits shall be considered settled and shall not be processed in any subsequent steps of the grievance or arbitration procedure. If the second or third step supervisor does not timely answer, the Union can

demand an answer by giving notice by registered or certified mail, return receipt requested, to the Corporate labor relations manager. If no written answer is given in person or by posting in the mail within five (5) days after receipt of such demand, the particular grievance shall be deemed to be granted but without precedent.

12.5 Calculation of Time

The term "days" as used in this Article XII and the following Article XIII shall be understood and agreed to exclude all Saturdays, Sundays or Holidays occurring in each such calculation.

12.6 Group Grievances

In the event more than one employee desire to file identical grievances, either the Grievance Committeeman or Steward for the area in which the alleged grievance has arisen, or one of the aggrieved employees selected by the others, may file and process the grievance on their behalf as a class, provided the employees involved are adequately identified in the initial written grievance.

12.7 Union Grievances

A. The Union may file a grievance at Step 3 with regard to any obligation of the Company to the Union as such, as opposed to its obligations to the individual employee(s). Also in the event an employee dies the Union may process any claim he would have had relating to any money due under any provision of this Agreement. In processing such claim on behalf of a deceased employee, the fifteen (15) day time limit for filing the initial grievance shall be waived.

B. In the event the Union believes that an interpretation contrary to the terms of this Agreement has occurred with respect to one or more employees, which interpretation, if established as a practice, might adversely affect other employees in the future, if the directly affected employees fail to file a grievance, then the Union may file a grievance in its own name at Step 2 for the purpose of obtaining a prospective determination with respect to employees generally.

12.8 Expedited Procedure

Notwithstanding the procedures set forth in this Article, the parties may by agreement omit any Step or Steps and proceed to a higher Step.

12.9 Extension of Time Limits

It is understood and agreed that any time limits specified in this Article XII and the following Article XIII may, and should be, extended for good reason shown. The period during negotiations for an extension or renewal of this Agreement shall specifically be deemed as requiring a liberal interpretation of this Section.

ARTICLE XIII

ARBITRATION PROCEDURE

13.1 Arbitration Procedure

If the Step 3 answer of the Plant General Manager, the Manager Substation Construction and Maintenance, the Manager Electric System Planning Engineering and Metering, or the Manager Earlington Operations, or their designee(s), is unsatisfactory to the Union, the Union may refer such grievance to arbitration by delivering to the Manager, Corporate Labor Relations, within twenty (20) days after receipt of the answer, written notification that it desires to arbitrate the grievance. If the Company and the Union are unable to agree to an arbitrator, the Company and Union shall jointly request the Federal Mediation and Conciliation Service to provide a list of seven (7) qualified arbitrators who have training or experience in the subject of the dispute in question. The representatives of the parties shall either agree to an arbitrator on the list or select one by each party's alternately striking a name from the list until one name remains. More than one grievance may be submitted to the same Arbitrator if a multiple submission is agreeable to both parties.

13.2 Arbitration Hearing

The arbitration hearing shall be scheduled for a date as soon as mutually agreeable but within sixty (60) calendar days of the date that the Arbitrator is selected by the parties, provided the Arbitrator is available. The arbitration hearing shall be held at the Green River Power Station or the Company's District Office nearest to where the grievance arose or at a place mutually agreed upon by the Company and the Union or, if they are unable to agree, the Arbitrator shall select a neutral place in Madisonville, Kentucky for the hearing.

13.3 Duties of the Arbitrator

It shall be the duty of the Arbitrator to hear and render a decision on a dispute submitted to him in accordance with the terms of this Agreement. The Arbitrator shall regard the provisions of this Agreement as the sole and complete understanding governing the relationship of the parties, and it shall be his function to interpret and apply the specific provisions of this Agreement. The Arbitrator shall not supplement, enlarge, diminish or alter the scope or meaning of any provisions of this Agreement, nor entertain jurisdiction of any subject not covered hereby. The decision and award of the Arbitrator shall be final and binding on the Company, the Union and the employees.

13.4 Costs of Arbitration

The compensation and expenses of the Arbitrator shall be borne equally by the parties. The compensation and expenses, if any, of witnesses and other participants in the arbitration shall be borne by the party desiring or requesting their presence, except that an employee at the Green River Power Station or an employee in the district where the grievance arose who is a witness may appear during his normal working hours for the time necessary to give his testimony only without loss of pay.

13.5 Arbitrator's Decision

The Arbitrator shall be jointly requested to render a copy of his decision to each party in writing within thirty (30) calendar days from the date of close of the hearing, or the filing of briefs, if any.

ARTICLE XIV

DISCIPLINARY SUSPENSION AND DISCHARGE

While it shall remain the policy of the Company to warn employees for minor infractions before taking disciplinary action or discharging them, it is understood that certain major offenses may be cause for immediate discipline, including discharge. Grievances involving discharge shall automatically be referred to Step 3.

In the event any employee is called before a Company representative for the purpose of being reprimanded or receiving disciplinary action, he will be, if he so chooses, allowed to have a Local Union representative present. In the event the Company intends to suspend or discharge an employee, or give a final written warning to an employee prior to discharge, the Company will inform the employee of his or her right to union representation. The parties agree that in general it is in the best interest of all concerned that disciplinary action be taken in private.

Should it be determined by the Company during the grievance procedure that any disciplinary action is too severe, or if a grievance concerning disciplinary action by the Company is referred to arbitration and the final decision of the Arbitrator results in a modification of the disciplinary action taken, the employee shall receive compensation for time lost from work in such amount as the Company and the Union mutually agree if the matter is resolved in the grievance procedure, or, if the matter is decided by an Arbitrator, as the Arbitrator may deem necessary to give proper redress under the circumstances, including consideration of any earnings or other compensation received by the employee during the period of such lost time; but the Arbitrator shall not reduce any back pay award by reason of earnings the employee would have received (such as from his farm, etc.) even if he had not lost time from work.

If an employee is discharged after completion of his probationary period and the discharge is protested through the grievance procedure, the Company will continue normal insurance coverage for such employee until the grievance is finally resolved.

ARTICLE XV

TEMPORARY ASSIGNMENTS AND PERMANENT JOB VACANCIES

15.1 Temporary Assignments

The Company may temporarily assign any employee to work in any other job classification; except that at Green River Power Station, other than in cases of emergency, consideration will be given to the senior available employee temporarily working out of his classification when there is a need to return an employee to such classification. If the employee has been temporarily assigned to a lower

rated job, the applicable rate shall be the rate of his regular job, and if the employee has been temporarily assigned to a higher rated job, the applicable rate will be the higher of the rate of his regular job or the minimum of the rate range for the job to which he is assigned. Such assignments shall be effective upon the execution of a payroll authorization by a supervisor, and payment for work in a higher classification will be for a period of not less than eight (8) hours. When a temporary assignment to another job classification or another shift of one (1) week or more is to be made, employees in the various classifications required will be permitted to indicate their choice of assignment in order of seniority, but the final right to make such assignments, and to change them from time to time, is exclusively reserved to the Company in order to assure safe and efficient operations. Such temporary assignments on a shift at the Green River Power Plant will not exceed two (2) hours if the crew is not fully staffed (at least five (5) employees).

15.2 Permanent Job Vacancies

A. Policy

It shall be the Company's policy to advance senior employees when permanent job vacancies occur, provided the employee is qualified.

It is the Company's intent to allow current bargaining unit members to bid on jobs before hiring from the outside, where possible. Depending on the current operational needs, the Company agrees to bid lower positions such as C or B, (if no C classification exists), lower positions (Unit Operator Assistant and/or Auxiliary Operator) in the Green River Power Plant operational group, and/or Trainee, where no qualified bidders exist for top rated positions. Should the Company determine the need is for immediately filling an upper rated position, the Company will discuss this with the Union before hiring from the outside. The final decision will rest solely with the Company, based on operational needs.

B. Posting Procedure

(1) When the Company determines that there is, or will be a permanent vacancy in the bargaining unit, it will post, for five (5) days, Saturdays, Sundays and Holidays excluded, a notice describing the job and its special qualifications, if any, including residency requirements for members of service organizations, if applicable, on bulletin boards throughout the bargaining unit. Copies of all such postings shall also be sent to the Union's Unit Secretary. An employee desiring consideration in the event of such a permanent vacancy should make written application on forms provided by the Company during such five (5) day period. After having given consideration to each applicant's Seniority, prior experience, work record, skill and ability, the Company will post the name and seniority date of the successful bidder, if any, on the bulletin boards throughout the bargaining unit. Normally such announcement will be made within three (3) weeks after completion of the posting. During the time necessary to consider applications, the Company may fill the vacancy temporarily by assignment of any available employee. Employees who fail to make application will be considered to have waived their interest in the particular vacancy for that particular occasion only.

(2) If a posting is for a vacancy in a classification to which employees normally advance without bidding, such as provided in Paragraph G below, and if there is no qualified applicant and the Company does not hire a new employee from outside for the posted vacancy, then if the Company desires to fill the vacancy with an employee in a lower rated job than the one previously posted, it will post such lower rated job prior to hiring a new employee for such lower rated job.

C. Bid by Absentee

The Company and the Union will cooperate in contacting any employee who is absent from work due to illness, injury, vacation or for other legitimate reason as specified in this Agreement during the entire posting period who notified either the Company or the Union, if possible, prior to his absence of an interest in bidding, to assure he is notified of the posting. If such employee is absent for three (3) weeks or less and is not contacted during such period and afforded an opportunity to bid, then upon return to work, he may bid on a job posted during his absence. However, such bid must be made within five (5) working days after the employee's return to work. If the Company awards the bid to such previously absent employee and if it had previously made an award to another applicant, such other applicant will be returned to his previous job.

E. Bidding Limitation

An employee shall be limited to no more than one permanent job transfer per year under this bidding procedure to a job of equal or lower rate unless for reasons of health or for other good and sufficient reasons shown. Additionally, any employee hired (or an employee rehired after loss of Seniority), after August 1, 2002 shall be ineligible to bid for a period of one (1) year from their date of hire.

F. No Qualified Applicants

Should there be no qualified applicant for any vacancy, then the Company may exercise its discretion in the filling of the vacancy by voluntary transfer or by hiring or it may cancel the posting.

G. Hiring Experienced Employees

Should the Company hire any new employee who has had prior experience on a similar job requiring such skills for which hired to fill a vacancy for which the bidding procedure has not been

completed, he shall be placed in the proper classification at a rate commensurate with such experience. Should any lower-rated employee with Seniority at the time of hiring such new experienced employee believe that he was qualified to perform the job for which the new employee was hired and desires assignment to such job, he may request and shall be granted a review of his qualifications and shall be upgraded to the same rate for which such new employee was hired should the facts demonstrate he was so qualified. Such up-grading and pay for same to become effective the date of hiring the new employee.

G. Reclassification

A reclassification of an employee to a higher rated job, such as from Line Technician B to Line Technician A or from Maintenance Technician B to Maintenance Technician A, shall not be considered the filling of a permanent vacancy for purposes of this Article XV, and nothing in this Section 15.2 shall be construed to require the Company to post any such higher rated position.

H. Training

In filling permanent vacancies in higher rated jobs in operating groups at the Green River Power Station, it is agreed that if there is no qualified applicant and if a qualified person cannot be hired from outside, the Company will be guided by the factors set forth in Paragraph B(1) above in selecting an employee from a lower classification in the operating group to attempt to train for the vacancy with the senior applicant given preference if the other factors are relatively equal, provided that such employee has demonstrated the basic physical and mental capacities to become qualified within a reasonable period and provided that such employee has not been selected for another training position as described in this paragraph within the previous twelve (12) month period. Also, should the Company decide to attempt to train an unqualified employee to fill a vacancy other than in an operating group at the Green River Power Station, it will be guided by the factors set forth in Paragraph B(1) above in selecting an employee for such training with the senior applicant given preference if the other factors are relatively equal, provided that such employee has demonstrated the basic physical and mental capacities to become qualified within a reasonable period. In either event the Company will post a vacancy in the classification it desires to fill, designating that it is for training.

The applicant selected shall not be assigned to such classification until he satisfactorily completes his training and becomes qualified.

I. Return to Former Classification

In the event an unqualified employee is selected by the Company for training for a job and does not become qualified within a reasonable period, he shall be returned to his former classification or a classification of similar status. It is agreed that under normal circumstances an employee selected for training for a higher rated job in an operating group at the Green River Power Station under Paragraph H above should become qualified within 480 hours, within a 120 calendar day period.

J. Residence Requirements

It is recognized that as a public utility the Company is obligated to provide reliable service to its customers. Such may at times make it necessary for employees to work overtime, both scheduled and on an emergency basis. Employees are expected to work their fair share of overtime work when

called upon to do so by the Company and failure to do so may be cause for appropriate disciplinary action.

- (a) In addition, to assist in promptly responding to overtime callouts for emergencies, Line Technicians, Service Technicians, Substation Technicians and Meter Technicians shall reside within twenty-five (25) miles of their reporting location.

ARTICLE XVI

ABSENCES AND LEAVES OF ABSENCE

16.1 Absences

A. It is understood that an employee has a responsibility to his job and to the Company to report for work on time as scheduled. An employee who reports for work after his starting time may be refused work for the day at the discretion of his supervisor if a replacement for him has been called, his crew has already left without him or there is otherwise no work readily available for him.

B. When an employee cannot for any reason, report for work as scheduled he must, in accordance with established procedures in effect at the time, notify the Company (personally or by other acceptable means) prior to scheduled start time, indicating to the extent possible the probable duration of his tardiness and absence, unless unavoidable circumstance would prevent employee from doing so. Failure to comply could result in an unexcused absence, even if the absence would otherwise have been legitimate.

16.2 Disability Leave

Upon reasonable advance request, if possible, leave of absence without pay will be granted to any employee for illness, injury or pregnancy which prevents the employee from working, verified by the employee's doctor if requested, and concurred in, if the Company deems advisable, by a doctor selected by the Company, and will from time to time be extended if the circumstances warrant unless the employee's Seniority terminates under Section 9.5(F) or (K). The Company may require reasonable

periodic verification from the employee of continued inability to work. To the extent such absence is covered by paid sick leave, long-term disability insurance or similar insurance, the reports under such programs shall be sufficient verification.

16.3 Personal Leave

At the Company's discretion, leaves of absence without pay for an agreed upon period of time may be granted to any employee for personal reasons, and may from time to time be extended for additional periods if the circumstances warrant. Requests for such leaves of absence and extensions must be made in writing and approved by the Company.

16.4 Return To Work

A. The Company may require that an employee returning to work after being absent for a period in excess of five (5) consecutive workdays due to any temporary disability or personal leave furnish, prior to the resumption of his duties, a certificate of ability to return to work and perform his regular duties from the employee's doctor, concurred in, if the Company deems advisable, by a doctor selected by the Company.

B. Examination by the doctor selected by the Company shall be confined to the illness or injury that caused the absence or to an illness or injury known or reasonably suspected to have occurred to the employee during such leave of absence. Such examination shall not be directed toward a condition that existed prior to the temporary disability or leave of absence unless the Company reasonably believes it would affect his ability to be qualified for his job.

C. Examination by the doctor selected by the Company shall be at the expense of the Company.

D. In the case of a disagreement between an employee's doctor and the Company doctor concerning the health of an employee, and the dispute becomes the subject of a grievance, a third disinterested doctor having special knowledge and experience in the matter shall be chosen by mutual agreement between the Company and the Union or if they are unable to agree, a third doctor chosen by an arbitrator shall examine the employee, and his decision shall be final and binding. The expense of the third physician shall be borne equally between the Company and the Local Union.

E. Nothing in this section shall be interpreted to affect the Company's right to require a physical examination at any time when it has reason to believe that an employee has a disability which could affect his ability to perform his job safely.

16.5 Early Termination

Any employee who desires to terminate his leave and return to work prior to the normal expiration date of any leave granted him may do so upon satisfying the requirements for return and giving the Company three (3) working days notice.

16.6 Pregnancy Leave

An employee on pregnancy leave may remain on leave for a period equal to the time allowed for non-work related illness or injury as provided in Section 16.2. Upon return to work, she may reclaim her job or select another in the same manner as if she had been absent for any other non-work related illness or injury. If the employee fails to apply for reinstatement, or refuses to take an available position as above provided, her employment shall be terminated.

16.7 Leave For Union Business

A leave of absence without pay will be given to employees who are elected and/or chosen delegates for the purpose of attending conventions, conferences and such usual and proper functions of the Union (normally not to exceed two (2) weeks plus travel time). Not more than two (2) employees shall be eligible for such leave at any one time, but if two (2) are to be absent at the same time, they will be selected from unrelated work groups so as to avoid a double burden on the remaining employees by reason of the absences. The Company, without creating any future obligation or precedent, may grant Union requests for leaves for additional employees. The Union will give sufficient notice to allow for orderly replacement on work assignments.

16.8 Periodic Payments

It should be the responsibility of the employee to make arrangements for the payment of any insurance premiums and the like which are his obligations during any leave of absence.

16.9 Fraud

Obtaining a leave of absence or extension thereof under false pretense or falsifying forms, applications, and other information pertaining to a leave may be cause for appropriate disciplinary action.

ARTICLE XVII
ALLOWED TIME

17.1 Funeral Pay

Funeral leave is paid for a maximum of five days for Immediate Family Members who include: spouse, child, step-child, or parent or step-parent.

Funeral leave is paid for a maximum of three days for Other Family Members who include: brother; sister; grandparents; grandchildren; parents-in-law; sons-in-law; daughters-in-law; spouses of the employee's brothers or sisters; employee's spouse's brothers, sisters, parents and grandparents; step relations of the preceding, or any relative living with the employee.

Such days shall be consecutive work days and shall be computed in direct relation to the death and funeral, but shall not extend beyond the day following the funeral, except in the case of the death of an Immediate Family Member in which case such days may extend to the second day following the funeral. Payment will not be made for any day during such three- or five-day period on which the employee would otherwise not work.

Employees will not be paid for unused funeral leave.

Should the employee need to be absent on a normal scheduled day or days, other than those for which payment is provided above, the employee may elect to take such day or days as vacation time, provided he is then entitled to sufficient vacation time which he has not utilized by time off or for which he has not been paid.

Payment shall be made on the next pay day after receiving notice in writing from the employee and (a) the name of the deceased person and relationship to the employee, and (b) the date and location of the funeral.

If a day for which an employee would otherwise be entitled to funeral pay falls on a day on which the employee had scheduled vacation, holiday or other time off, at the request of the employee, the previously scheduled time may be rescheduled and the employee will receive Funeral pay.

17.2 Military Training or Temporary Duty

Except as otherwise provided by law, if it should become necessary for an employee to leave the service of the Company to serve in the Armed Forces of the United States, or should an employee volunteer for service in any of the Armed Forces of the United States, then any such employee shall retain and accrue his seniority during such service, provided he returns to the employ of the Company within ninety (90) calendar days after his demobilization or release from the service, and provided further that he is fit and competent and has received a release or discharge under honorable conditions. A reservist who is called to active duty as a result of mobilization shall receive a supplement, for ninety (90) days from being called, of the difference between military pay and the employee's base pay in effect prior to taking leave under this Article. If the employee's family elects to continue dental coverage under the provisions of COBRA, the Company will waive the premium for such coverage up to twelve (12) months. Additionally, an employee who participates in military summer camp or short-term duty up to three (3) weeks will receive a supplement of the difference between military pay and the employee's base pay. Except as otherwise provided by law, this Article shall not apply to any employee who re-enlists or otherwise extends his period of full-time military service beyond the period of time of his military obligation to the United States.

The employment status of an employee shall not be affected by his enlistment or participation in the civilian components of military services, regardless of whether such enlistment or participation is voluntary or mandatory.

17.3 Jury Duty

If a regular full-time employee (other than a probationary employee) is summoned for jury duty or is subpoenaed to appear as a witness in court and is required to so report or serve or appear on a regular workday during normal working hours which he would otherwise be scheduled to work, he shall be paid the difference between his normal straight time hourly rate (including regular shift differential, if any, and any other regular hourly payments) for those hours lost and the payment received for such service (but not including any payment officially designated as expenses). In the case of such an employee on an afternoon or night shift, the Company shall reschedule him to the day shift for days he is required to report to court. If any such employee is not required to appear until, or is released from such service at, a time that reasonably permits him to report to work or to return to work during his scheduled hours, he will so report or return and may be assigned to his normal duties or may be assigned to such other work as may be available. To be entitled to pay under this section, an employee must notify his supervisor as far in advance of the date he is required to report for such duty as possible and present a statement from the Clerk of the Court giving the time and date of such duty and the amount of compensation received for such service. In no event shall pay under this Section exceed eight (8) hours pay per day.

17.4 Sick Leave Plan

Any employee who cannot report to work as scheduled because of personal or family illness should attempt to contact his or her manager before the scheduled start time or as soon as possible thereafter. Medical certification may be requested. Any employee at Green River should contact his or

her supervisor or manager at least one hour before the scheduled start time unless unavoidable circumstance would prevent employee from doing so.

The Company will provide up to 40 hours of sick leave per calendar year.

Unused sick leave may not be accumulated. Unused sick leave is not paid to the employee.

An employee may use sick leave in one-hour increments.

A. Employee

1. Must report the cause of the employee's absence to his or her immediate supervisor (or to the individual designated by the supervisor to receive such reports) as soon as possible, but in any event not later than the beginning of the first work shift from which the employee will be absent;
2. Must adopt such remedial measures as may be commensurate with his or her disability;
3. Must, upon request, present evidence satisfactory to the Company, of the employee's inability to work, or that the injury or illness was non-occupational;
4. Must have accumulated unused sick leave credit at least equal to the hours being reported for sick leave pay; and
5. Must advise his or her supervisor (or the individual designated by the supervisor to receive such reports) of the date on which the employee expects to return to work as far in advance thereof as possible. Where the employee's work is being performed by relief or substitute personnel, at the supervisor's request such advice must be given at least one hour prior to the beginning of the shift on which the employee expects to return to work.

B. No sick leave will be allowed for any injury or illness arising out of, or in the course of, any occupation or employment for wage or profit.

Sick leave credit cannot be used for any other purpose than specified in the plan, and is not payable in cash, or in any other form, should the employee leave the Company. This plan is designed to assist the employee to prevent a loss of income due to absence from duty because of illness.

If an employee becomes ill or injured while on vacation, the employee shall be paid only for the vacation, except as noted in 8.7(A).

If an employee becomes ill or injured on a holiday, the employee is to be paid only for the holiday.

If the illness continues after a vacation or holiday period, benefits under the Sick Leave Plan would commence upon completion of the scheduled vacation or holiday.

17.5 Personal Days

An employee should prearrange all personal days with his or her supervisor or manager. Two personal leave days are available during a calendar year.

If an employee has available personal days, he or she will be required to use that time for bridging to Short Term Disability (STD) if remaining sick time is not adequate.

There is no carry-over of unused personal days.

There is no pay in lieu of personal days under any circumstances.

17.6 Accumulated Sick Leave

An employee's unused sick leave hours, as of 09/30/99, can be used for the same purposes, other than for family illness, as the sick leave in Section 17.4 after the sick leave awarded each calendar year under 17.4 has been exhausted. The unused sick leave hours will be reduced by the number of hours used for this purpose.

In addition, unused sick leave hours as of 09/30/99 may be used to increase the pay an employee receives under the STD program in Article 18 for hours at 75% to 100%. The unused sick leave hours will be reduced by the number of hours used for this purpose.

In accordance with the provisions of the Company's retirement Annuity Plan, an employee's "credited service" at retirement as that term is defined in the Plan, will be increased by the number of that employee's unused days of sick leave as of his or her retirement date at a rate of 260 days being

equal to one year of "credited service." Unused days exceeding, or less than, 260 will be expressed as a fraction of a year, as it is defined herein.

ARTICLE XVIII
HEALTH AND RETIREMENT BENEFITS

During the term of this Agreement the Company will continue to provide the existing or no less favorable group life insurance, long-term disability insurance, retirement annuity and medical, including post-retirement medical insurance benefits, dental assistance program, employee savings plan, employee assistance program, dependent care assistance plan, and dependent life insurance plan, short term disability and workers' compensation supplement for members of the bargaining unit as are provided for other full time employees of the Company, except as described in 18.1, 18.2, and 18.3 below. The details of such benefits shall be as specifically provided in master plan documents or insurance contracts covering the terms of such plans. (A) payments for such benefits must be deductible as business expenses or contributions to a qualified plan, and (B) benefits provided through an insurance carrier shall be those provided by the policy or contract and such coverage must continue to be available from the same or another carrier on a reasonable basis. If occasion to change or discontinue any such benefits should arise under clause (A) or (B), the Company will notify the Union and the parties will promptly enter into negotiations as to the benefits to be changed or substituted. The Company will furnish identification cards for medical purposes. The Company will furnish each employee annually the amount of his accumulated sick leave and the aggregate amount of his contributions to the retirement plan.

The Company will assume an increase of 4% in each year of the Contract in medical and hospitalization expense per employee. To the extent this expense increases over 4% the employees will absorb increases up to the next 4%. Should the total increase exceed 8%, the Company and the employees will equally share in the balance of that expense.

With respect to medical benefits, to the extent that individual plan premiums exceed the Company's contribution, the employees will contribute the additional cost of premiums according to the plan they select. Contributions will be made monthly on a pre-tax basis.

A representative of this union will participate on a joint Health Care Task Force which will meet biannually to review trends in health care, review current Company Medical benefit plans, and make cost containment recommendations. The joint Health Care Task Force will also be charged with

the responsibility of recommending changes, including plan design changes and increases in co-pays on doctor visits and prescriptions. The task force will establish their priority as avoiding future increases in employee contributions to the extent practicable while maintaining the current quality of coverage. However, the Company retains the right in its sole discretion to modify the terms, conditions and level of benefits under these medical, so long as benefits for employees covered by this Agreement are the same as provided to other full-time employees of the Company.

18.1. Employee Savings Plan

The Company matching contribution under the E.ON US LLC Savings Plan is 70 percent on employee contributions up to (6) percent of covered compensation.

18.2. Retiree Medical Insurance

A. Bargaining unit employees employed by the Company as of December 31, 2005 will be eligible for retiree medical benefits, the details of such benefits will be as specifically provided in the master plan documents or insurance contracts covering the terms of such plans. Effective January 1, 2008 the Company will contribute monthly up to \$180 toward the cost of a Company medical plan for the eligible retiree. Additionally, the eligible retiree's spouse or other dependent will be eligible for an additional \$100 toward the cost of his/her insurance premium, to a maximum total monthly Company contribution of \$280. Effective January 1, 2010 the Company will contribute monthly up to \$190 toward the cost of a Company medical plan for the eligible retiree. Additionally, the eligible retiree's spouse or other dependent will be eligible for an additional \$100 toward the cost of his/her insurance premium, to a maximum total monthly Company contribution of \$290.

B. Bargaining unit employees hired by the Company on or after January 1, 2006, will be eligible for the same retiree medical benefits however, the Company premium contribution will be a lump sum account that will spring into existence on the eligible retiree's date of retirement. This Retiree Medical Account must be used for the sole purpose of paying for retiree medical coverage through the Company.

The initial lump sum amount will be determined based on the following formula:

1. For the retiree, \$2,000 per year of service after age 45, with a maximum initial account balance of \$30,000.
2. For the dependents, a total initial account balance equal to 50 percent of the initial account balance for the retiree.

On the date the eligible employee retires, the Company will fund this Retiree Medical Account. Once funded, the account balance will be credited with interest based on the 10-year Treasury rate subject to a four (4) percent minimum and a seven (7) percent maximum.

The retiree may elect to pay the age-related monthly premiums from the Retiree Medical Account in full or in part until the account balance reaches zero. Once the Retiree Medical Account is fully depleted, the retiree may continue medical coverage through the Company by paying 100 percent of the age-related monthly premiums.

The details covering the provisions of the Retiree Medical Account will be as specifically provided in the master plan document covering the terms of the plan.

18.3. Retirement Income Benefits

Bargaining unit employees hired by the Company on or after January 1, 2006, will be eligible for the Retirement Income Account under the LG&E Energy LLC Savings Plan instead of the LG&E Energy LLC Retirement Plan. The Company will make an annual lump sum contribution based on the following schedule to the employee’s Retirement Income Account in the LG&E Energy LLC Savings Plan.

Years of Service as of January 1	Percent of Compensation (as defined under terms of LG&E Energy LLC Savings Plan)
Less than 6	3 percent

6 but less than 11	4 percent
11 but less than 16	5 percent
16 but less than 21	6 percent
21 or more	7 percent

The annual lump sum contribution will be made by April 1 of the applicable year and the employee will be immediately 100 percent vested. Such bargaining unit employees on the active payroll as of December 31 of the preceding year, regardless of whether the employee has satisfied the three month eligibility requirement, will receive this annual lump sum contribution. The details covering the provisions of the Retirement Income Account will be as specifically provided in the master plan document covering the terms of the plan.

ARTICLE XIX

TRANSFER OUT OF THE BARGAINING UNIT

19.1 Permanent Transfer

The selection of employees to be promoted to supervisory positions or to be transferred to other positions excluded from the bargaining unit shall be at the sole discretion of the Company, subject to the agreement of the employee. For the first sixty (60) calendar days the employee shall continue to accrue Seniority in the bargaining unit. If the Company transfers him back to the bargaining unit, or he asks to be removed from the position within the sixty (60) days period, he shall return to the bargaining unit and will be placed on the job he held prior to such promotion or transfer, or to another job in accordance with such accrued Seniority if an adjustment in the workforce has occurred during his absence. If he continues in the supervisory or other position outside the bargaining unit beyond the sixty (60) day period, his Seniority shall be broken and he shall lose all rights under this Agreement. The Company will notify the Unit Secretary of the date of permanent transfer.

19.2 Temporary Transfer

Should an employee covered by this Agreement temporarily be designated by the Company as a Temporary Supervisor to fill in temporarily for eight (8) hours or more for any regular supervisor such as during vacations, illness, death in the family, jury duty or other absences of a temporary nature, and the employee accepts such duties, he shall receive his regular rate of pay or the rate of the supervisor whose work he performs, whichever is higher, during the period that the employee performs such work. (An exception is in the Coal Yard-See Note 1) The area grievance committeeman or Unit President will be informed of such designation.

ARTICLE XX

WAGES

20.1 Hourly Wages

The hourly wage rates for the respective job classifications and the effective dates thereof are as set forth in Exhibit A to this Agreement.

20.2 Shift Differential

A. A shift differential of ninety cents (\$.90) per hour shall be paid for all work performed by full time employees assigned to an afternoon shift, and one dollar and five cents (\$1.05) per hour shall be paid for all work performed by such employees assigned to a night shift. Any shift regularly commencing at or after 5 a.m. and prior to 12 noon shall be considered a day shift. Any shift regularly commencing at or after 12 noon and prior to 8 p.m. shall be considered an afternoon shift. Any shift regularly commencing at or after 8 p.m. and prior to 5 a.m. shall be considered a night shift.

B. A shift differential of forty-five cents (\$.45) per hour shall be paid for all work performed by full time employees at Green River Power Station assigned to a rotating shift regardless of when a particular shift may commence.

C. A shift differential of one dollar and five cents (\$1.05) shall be paid for all work performed by full time employees at Green River Power Station assigned to a relief shift regardless of when a particular shift may commence.

D. Only one shift differential can be applicable to any particular hours by any employee.

20.3 Sunday Differential

A Sunday differential of one dollar and twenty-five cents (\$1.25) per hour shall be paid for all work performed on Sunday by full time employees who are assigned to work on Sunday as a part of their normal (non-overtime) schedule. This differential will be in addition to any applicable shift differential.

20.4 Pay for Work Performed

If an employee who is regularly required to, and who is qualified to, perform the work of the next higher classification makes a request to the Company that he be promoted, the Company at its option will either (a) stop requiring him to perform the work, (b) temporarily assign him to the classification under Section 15.1 for the periods he is required to perform the work or (c) permanently promote him to such classification.

ARTICLE XXI

TWO-PERSON CREW PREMIUM

When two non-supervisory employees are assigned work to be performed without the direction of a supervisor and the work involves the installation, maintenance or operation of electric lines or equipment, the company may designate one of the employees to be in charge of the work to be performed. The employee designated to be in charge shall be paid a \$1.00 per hour premium over their regular rate of pay.

ARTICLE XXII
EMPLOYEES WORKING AWAY FROM THEIR REGULAR
PLACE OF EMPLOYMENT

22.1 Transportation and Lodging

Whenever an employee is temporarily assigned duties away from his regular place of employment, he will be provided transportation, or compensation for transportation, between the temporarily assigned job and his regular place of employment or headquarters. If, in the opinion of his supervisor, it is impractical for the employee to return daily to his regular place of employment, the

Company will provide suitable lodging (single room, if available) and board at or near the place of such temporary employment.

For each trip authorized by the Company, between the places of work assigned and the regular place of work or headquarters, time required for travel shall be considered as time worked. It is not the policy of the Company to require any employee to stay away from his regular place of employment or headquarters for a continuous period of more than two (2) weeks, except in cases of emergency.

Except in cases of emergency, employees who will be required to stay away from home overnight will be given notice of that requirement as soon as possible, but not later than the day before.

22.2 Meals

When it is necessary for any employee to work in areas away from his regular headquarters, or to work hours in excess of his normal hours, the Company will provide additional compensation or meals as follows:

A. Whenever a line crew, service crew, substation crew, or any employee is working away from their regular headquarters and returning to their regular headquarters each day, but are working in an area where it is not practical to return to headquarters within the 1-hour period allowed for the noon meal, the Company shall provide an additional \$7.00 of compensation to be added to the employee's payroll check as reimbursement for the purchase of the noon meal by the employee, provided the lunch can be obtained in the area in which the crew or employee is working. Work groups who choose to use

a ½ hour lunch period will forfeit any meal entitlement to which they may otherwise have been entitled. Where the lunch cannot be obtained in the area in which the crew or employee is working, then each employee will be required to bring his own lunch with him from home. In those instances in

which it will be necessary for the employee to bring his own lunch, then the supervisor should so advise on the day before working in the area.

B. Whenever a line crew, service crew, substation crew, or any employee performs work in excess of 2 hours beyond his normal quitting time of his normal scheduled shift, the Company will furnish or pay for the employee's meal, or meals, required during such hours of work.

C. Whenever any employee or crew is working away from regular headquarters and not returning to their regular headquarters each day, then all board and lodging while away from regular headquarters will be paid for by the Company. Under such circumstances, the supervisor will arrange for a hot lunch to be selected from the regular menu at a public eating place at noon if it is practical to do so. Under no circumstances should more than one (1) hour be taken for the noon lunch period, including travel time from work area to the eating place and return. If the work is so located that it is impractical for the crew to go to a public eating place for their noon meal, then the supervisor will arrange for lunches to be provided at the job site.

D. In those cases where the work is so located that it is impractical for the crew to go to a public eating place for their noon meal and the employee is either provided the noon meal or is reimbursed for the purchase of the noon meal under this Section 22.2, it will be permissible for the

supervisor to authorize the taking of only 30 minutes for the lunch period and quitting work 30 minutes earlier than would be the case where an hour lunch period is taken.

Except during emergencies or during extraordinary circumstances, the lunch hour of day shift employees shall normally begin not earlier than 11:00 a.m., nor later than 1:00 p.m. local standard time.

ARTICLE XXIII
RETIREMENT

The practice of retirement of employees at age sixty-five (65) will continue in effect; provided, however, that if for any period during the life of this Agreement, mandatory retirement at such age shall be prohibited by law, then for so long as such prohibition shall remain in effect, the retirement age hereunder shall be increased to such age as is necessary in order to comply with the law.

ARTICLE XXIV
BULLETIN BOARD

The Company will either provide space on its bulletin boards, or provide separate bulletin boards at the same locations, where notices of the Union meetings and other official business of the Union may be posted from time to time. Such notices shall not consist of or include advertising or the promotion of political, religious or charitable projects or contain any material derogatory to the Company, any of its affiliates, or any employee or employees of the Company.

ARTICLE XXV
SHIFT PREFERENCE

A. At the Green River Power Station, the selection of assignments within the operating groups will be made as follows:

During the month of December of each year, the Company shall first identify the operating groups by posting under the name of the Shift Supervisor; provided this shall not restrict the Company's management right to change supervision from time to time. The employees in the various classifications required will be permitted to indicate their choice of assignment to an operating group in order of seniority, but the final right to schedule group positions, and to change them from time to time, is exclusively reserved to the Company in order to assure safe and efficient operations. Any resulting change in group assignments will become effective at the start of a pay period near the first of January selected by the Company.

B. In the event that a vacancy occurs in an operating group after the shift selection process above, the replacement will be placed on the shift where the opening occurs.

C. Vacancies created while operators are in training will be filled by Relief Operators from Relief Group "R".

D. When possible, because of available relief, the Senior Relief Group “R” operator in the classification needed shall have first choice in filling the temporary vacancy created because of training.

E. When a successful bidder is posted on or before December 1, he or she will be permitted a shift selection for the following year within the classification to which they bid by order of seniority among the employees in that classification regardless of whether training has or has not been completed.

F. The Relief Group “R” Unit Operators, Unit Operator Assistants, and Auxiliary Operators will work non-relief days at assigned duties.

G. Relief operators shall be listed on the overtime list in his/her own classification, and one classification immediately below.

ARTICLE XXVI
SUCCESSORSHIP

The Company agrees that the Collective Bargaining Agreement between the parties will remain in full force and effect for the specified duration regardless of any change in the ownership of the Company. The Company will include a provision, in any sales or merger agreement, with any successor or assign, that will affirm and make the continuation of the Collective Bargaining Agreement a condition of the sale or merger of the Company.

ARTICLE XXVII
MOVING EXPENSES

A. When the permanent reporting location of an employee is changed (a) because of his bidding into a permanent job vacancy under Section 15.2 of this Agreement, or, (b) when the Company requests him to take a job which requires his moving to another location, or, (c) when he is released for lack of work and then exercises his placement rights to displace another employee under Section 10.1 of this Agreement, and the employee is required to move his residence because of this change, the Company will pay a lump sum payment, net of taxes, equal to:

- One (1) month's base pay for renters
- Two (2) month's base pay for home owners

B. As much advance notice as possible will be given the employee of the proposed change in headquarters to give him sufficient time to arrange for new quarters in the new locality. If it is not possible to give the employee reasonable notice of the proposed change in permanent headquarters, and it is necessary for the employee to live in the new location until he can arrange to move, the Company will pay his reasonable board and lodging expenses not to exceed one calendar month unless otherwise agreed upon. If it is not possible to give such reasonable notice of the change, but it is not necessary for the employee to live in the new location until he can arrange to move, the Company will pay mileage at its standard rate for the mileage by which the distance from his present residence to his new headquarters exceeds the distance to his old headquarters, not to exceed one calendar month unless otherwise agreed upon.

C. The Company shall not be obligated to pay the moving expenses of (a) any employee who has less than twelve (12) months of continuous service since last date of hire, or, (b) in the case of any other employee, more than once in any period of twelve (12) consecutive months in connection with that employee's transfer to a new regular place of employment, unless (in either case) the move is at the Company's request.

D. Nothing in this Article of this Agreement shall be interpreted to require any employee to change his place of residence.

ARTICLE XXVIII

LAUNDRY

The Company will continue, as in the past, to pay for laundering the following items of employees' wearing apparel soiled in connection with the operation or maintenance of the Green River Power Station:

Coveralls
Overalls
Overall Jackets
Work Shirts
Work Trousers

The Company will not be responsible for dry cleaning any employee's clothing nor will it be responsible for laundering other items of clothing, such as underwear, T-shirts, socks, caps, gloves, towels, etc., nor for any special service, such as clothing repairs, for which a special charge is made.

The Plant General Manager will arrange for the above service with a commercial laundry operating in the area in such a manner as will insure satisfactory quality at reasonable cost.

ARTICLE XXIX

SAFETY AND HEALTH

The Company will continue, as heretofore, to make reasonable provisions for the safety and health of its employees during the hours of their employment. The Company and Union will cooperate in the continuing objective to eliminate accidents and health hazards.

The Company and the Union agree to a Joint Health and Safety Advisory Committee for the purpose of reviewing, discussing and recommending new or revised safety and health rules and procedures. The Committee shall be chaired by the Manager, Health and Safety, and shall meet quarterly. This Committee shall consist of not more than two (2) members of the Union. The Union representatives who shall attend a particular meeting shall be made known to the Manager, Health and

Safety not less than two (2) weeks prior to the date established for the meeting. At the same time, the Union shall notify the Company of the subjects it desires to address at the meeting.

The Company will continue its practice of paying for approved lens and safety frames for an employee which are ordered through, and pursuant to the terms of, the Company's safety spectacle program. Also (except for items such as safety shoes and long sleeved shirts which would replace an employee's normal clothing) protective devices, protective clothing and other equipment required to be worn by the Company safety rules, and all tools required to perform the Company's work, shall be provided by the Company without cost to the employee.

ARTICLE XXX
CONFLICT WITH LAW

In the event any provision of this Agreement is held to be in conflict with or in violation of any state or federal statute, rule, decision, or valid administrative rule or regulation, such statute, rule, decision, administrative rule or regulation shall control, but all of the provisions of this Agreement not in conflict therewith shall continue in full force and effect.

ARTICLE XXXI
ENTIRE AGREEMENT

This Agreement sets forth the entire understanding between the Company and the Union and represents the full and complete agreement between the parties on all bargainable issues for the duration hereof. Both the Company and the Union unqualifiedly waive, for the duration of this Agreement, any obligation on the part of the other to bargain collectively with respect to any subject or matter not expressly covered by this Agreement. Neither party intends to be bound or obligated except to the extent that it has expressly so agreed herein and this Agreement shall be strictly construed. This Agreement applies only to the Earlington Operations, Areas 1 (Parkway) and 2 (Green River) of

Kentucky Utilities Company as described in Article II herein, and no employee covered by this Agreement shall have or be entitled to any rights, benefits or privileges in any other region, plant or operation of the Company (now existing or hereafter established). None of the benefits, rights or privileges afforded by this Agreement to the Union or any employee shall survive the expiration or termination of this Agreement.

ARTICLE XXXII

TERMINATION

This Agreement shall be in full force from August 1, 2008, without modification or addition for its duration to 12:01 A.M. August 1, 2011, unless amended by mutual agreement.

Thereafter, it shall continue in force until sixty (60) days subsequent to notification by certified or registered mail, return receipt requested, by either party to the other party, but in no case shall terminate prior to the date indicated above.

Notwithstanding the other provisions of this Article, the Company and the Union may reopen the Wage Scale, of this Agreement for the purpose of negotiating wage rates to become effective August 1, 2009, and again reopen the Wage Scale of this Agreement for the purpose of negotiating wage rates to become effective August 1, 2010, provided that neither the company nor the Union may require the other to negotiate concerning any term other than the wage rates upon such re-opener. This Agreement will be reopened for such purposes only if the Company or the Union actually delivers to the other, not later than the preceding July 1, 2009 or July 1, 2010, written notice of intent to reopen. Failing receipt by the Company or the Union, by the dates specified, of such written notice to reopen, this Agreement shall continue in full force and effect through August 1, of the following year, and the wage rates in effect as of midnight July 31, of that year shall continue in full force and effect until August 1 of the following year. If this Agreement is reopened in accordance with the provisions of this paragraph, and the parties have not reached an agreement by midnight July 31, 2009 or 2010, as appropriate, this Agreement shall be suspended and the Company and the Union shall have the same rights and obligations as they would have possessed had the Agreement expired, provided that neither

the Company nor the Union may require the other to negotiate concerning any term other than the wage rates to be effective August 1, 2009 or August 1, 2010, as appropriate.

Official addresses for such notification are:

Company: Manager, Labor Relations
 EON U.S. LLC
 220 West Main St.
 P.O. Box 32010
 Louisville, Kentucky 40232

With copy to:

Manager, Earlington Operations
Kentucky Utilities Company
195 Hubert Reid Drive
Earlington, Kentucky 42410

and

Plant General Manager
Green River Power Station
Kentucky Utilities Company
P.O. Box 191
Central City, Kentucky 42330

Union: Sub-District Director - District 8 United Steel, Paper and Forestry, Rubber,
 Manufacturing, Energy, Allied Industrial and Service Workers International
 Union
 200 High Rise Drive, Suite 144
 Louisville, Kentucky 40213

With a copy to Staff Representative servicing contract at that time.

IN WITNESS WHEREOF, the parties hereto have caused this Agreement to be executed by their duly authorized representative:

For the Company:
Kentucky Utilities Company
Earlington Operations, Areas 1 and 2

For the Union:
United Steel, Paper and Forestry, Rubber,
Manufacturing, Energy, Allied Industrial and
Service Workers International Union

Paula Pottinger, SVP Human Resources

Leo W. Gerard, International President

Joe Moyers, Mgr. Labor Relations

James English, International Secretary- Treasurer

Don Thorn, Mgr. Meter Assets

Thomas Conway, International
Vice President (Administration)

Donald Mills, Mgr. Operations Center

Fred Redmond, International
Vice President (Human Affairs)

Steve Roberts, Mgr. Human Resources

Ernest R. Thompson, Director, Dist. 8

Angie Gosman, Mgr. Human Resources

Frank D. Pittman, Sub District Director

Thomas Troost, Gen. Mgr. Green River Station

Joe Villines, Staff Representative

LOCAL UNION COMMITTEE

Robert Tucker, Unit President Local 9447-01

Von Horton, Negotiating Committee

Richard Robinson, Negotiating Committee

A. J. Littlepage, Negotiating Committee

Lucinda Allen, Negotiating Committee

Donnie Phillips, Negotiating Committee

EXHIBIT A

**WAGE RATES
HOURLY RATES CLASSIFICATIONS
EFFECTIVE JULY 20, 2008**

**BARGAINING UNIT EMPLOYEES
EARLINGTON OPERATIONS, AREAS 1 (PARKWAY) AND 2 (GREEN RIVER)
INCLUDING GREEN RIVER GENERATING STATION
KENTUCKY UTILITIES COMPANY**

Whenever an employee is promoted to a classification having a higher starting rate, he shall receive the starting rate of the new classification or the next higher step in that classification which is at least ten (10) cents per hour above the employee's rate prior to the promotion. Thereafter he shall progress as though he had already worked the period required by the preceding steps in his new classification.

Any new employee, upon producing evidence satisfactory to the Company of previous experience in the classification in which he is being employed, shall be given credit for such experience, except that he shall not start higher than the "After One Year" step and, in such event, shall receive the "After Two Years" step after one year's continuous employment. However, if after employment he demonstrates that he has the knowledge, skill and ability equivalent to that of an employee who has had two years' experience in the classification, he shall receive the "After Two Years" step beginning with the first payroll period commencing after sixty (60) days of employment.

Any employee, other than a supervisor, who is designated by the Company to keep time of crews and/or record of material used by crews, shall, in addition to his regular wage, receive \$17.50 per month during the first year he is so designated, \$22.50 per month during the second year, and \$32.50 per month thereafter as compensation for the satisfactory performance of these duties.

Any employee, other than a supervisor, who is designated by the Company to operate winch truck used by crews shall receive six (6) cents per hour in addition to his regular wage.

Any employee, other than a supervisor, who is designated by the Company to keep time of crews and/or records of material used by crews, and who shall also be designated by Company to operate

winch truck used by crews, shall be paid both the monthly and hourly premiums set out in the two preceding paragraphs in addition to his regular wage.

Classification	WAGE SCALE		
	First Year In Classification	After One Year in Classification	After Two Years in Classification
Laborer – General	\$16.85	\$17.99	\$19.15
Line Technician A	\$27.56	\$29.08	\$30.87
Line Technician B	\$23.35	\$24.35	\$25.99
Line Technician C	\$20.37	\$21.60	\$23.24
Meter Technician A	\$27.56	\$29.08	\$30.87
Meter Technician B	\$24.48	\$25.63	\$26.93
Meter Reader (Note 5)	\$23.35	\$24.35	\$25.99
Patroller	\$24.48	\$25.63	\$26.93
Service Technician A	\$27.56	\$29.08	\$30.87
Service Technician B	\$23.35	\$24.35	\$25.99
Service Technician C	\$20.37	\$21.60	\$23.24
Auxiliary Operator	\$26.49	\$27.56	\$28.55
Coal Equipment Operator	\$27.18	\$28.75	\$30.47
Ass't. Coal Yard Supervisor (Note 1)	\$32.10	\$32.10	\$32.10
Maintenance Technician A	\$27.56	\$29.08	\$30.87
Maintenance Technician B	\$26.26	\$26.62	\$26.94
Maintenance Technician C	\$23.35	\$24.35	\$25.99
Lead Mechanic or Lead Electrician (Note 2)	\$31.30	\$31.80	\$32.35
Unit Operator	\$30.97	\$31.56	\$32.10
Unit Operator Assistant	\$28.75	\$29.49	\$30.87
Trainee (Note 3)	\$19.70	\$20.95	\$22.22
Lead Line Technician (Note 4)	\$31.44	\$31.44	\$31.44
Substation Technician A	\$27.56	\$29.08	\$30.87
Substation Technician B	\$23.35	\$24.35	\$25.99
Substation Technician C	\$20.37	\$21.60	\$23.24
Customer Order Technician (Notes 6&7)	\$17.19	\$18.33	\$19.50

Note 1 - Applicable, upon Plant General Manager’s recommendation, to not more than one employee in a crew which is normally supervised by a Coal Yard Supervisor. Employees in this classification will be expected to supervise the crew, or any subdivision of it, in the absence of the regular supervisor. In the absence of both the Coal Yard Supervisor and Assistant Coal Yard Supervisor on a shift, another employee

will be temporarily moved up to the Assistant's position and paid the Assistant Coal Yard Supervisor rate.

- Note 2 - Applicable, upon Plant General Manager's recommendation, to not more than one employee in a crew of 3 or more which is normally supervised by a Chief Electrician, Chief Mechanic or Maintenance Manager. Employees in this classification will be expected to supervise the crew, or any subdivision of it, in the absence of the regular supervisor.
- Note 3 - Applicable to employees who have been selected for and are in training for Line Technician or Service Technician C, Auxiliary Operator, Substation Technician C, or any other classification having a first year hourly rate in excess of the trainee hourly rate. Employees who are successful demotional job bidders to a trainee classification will receive the highest rate of pay for that classification. A trainee in this category will be assigned to the classification for which he is in training at the end of three (3) to six (6) months, if he is then qualified, or, if not, as soon thereafter as he becomes qualified.
- Note 4 - Applicable in overhead line construction crews normally consisting of 6 or more, including the Supervisor, in which supervision by other than Supervisor is frequently required.
- Note 5 - Employees or new hires entering the Meter Reader classification on or after August 1, 2000 will be paid the Laborer-General wage scale.
- Note 6 - Employees or new hires entering the Customer Order Technician classification on or after August 1, 2005 will be paid the new Customer Order Technician wage scale, which will be increased by \$.30 above the Laborer-General wage scale.
- Note 7 - Meter Readers hired prior to August 1, 2000 who enter this classification as of July 24, 2005 will continue to be paid per the Meter Reader pay scale.

MEMORANDUM OF AGREEMENT

1. Reclassify existing Meter Readers and Meter Readers–General Labor into the new classification of Customer Order Technician. Employees currently in the Meter Reader classification will continue being paid per that wage scale. A Note 6 will be added to the contract as follows: Note 6 – Employees or new hires entering the Customer Order Technician classification on or after August 1, 2005 will be paid the new Customer Order Technician wage scale, which will be increased by \$.30 above the Laborer-General wage scale.
2. Customer Order Technicians will be trained to safely perform non-climbing service work, including after-hours reconnects.
3. Customer Order Technicians will be the first classification called to perform after-hours reconnects. If the Customer Order Technicians in an area are not available, the next person(s) called will be as listed on the call-out list for that area.
4. Employees called out to perform an after-hours reconnect shall be paid a minimum of four (4) hours at the applicable overtime rate, even if the employee actually works less than four (4) hours.
5. The Company agrees to provide Line Technician training, as business conditions allow for those Customer Order Technicians who request the training and have been successfully Recommended by the EEI CAST test and a physical abilities test. The Health and Safety Coordinator for the Earlington Operations Area will determine the need for protective footwear for the trainee.

MEMORANDUM OF AGREEMENT

The following language applies specifically to Green River Operations group employees only working a 12-hour shift schedule. Where an issue is not specifically addressed, the provisions of the Contract will apply.

1. WORKDAY AND WORKWEEK

- a. The normal workday will be 6 a.m. to 6 p.m. for day shift and 6 p.m. to 6 a.m. for night shift.
- b. The workweek will begin at 6 a.m. Monday morning and end 6 a.m. the following Monday.
- c. The current 12-hour schedule now in effect will be the continued as per Article V, Section 5.1.

2. REST BREAKS AND LUNCH BREAKS

An employee will be given three (3) paid breaks and a paid lunch.

3. CREW SELECTION

Employees will be allowed to select crews per Article XXV of the Contract.

4. SHIFT DIFFERENTIAL

An additional \$1.05 will be paid for all hours worked by employees scheduled on night shift. This will be included and paid at the overtime rate for all overtime hours worked.

5. SUNDAY PREMIUM

An additional \$1.25 will be paid for all hours worked on Sunday. This will be included and paid at the overtime rate for all overtime hours worked.

6. HOLIDAYS

Holidays will remain as currently in the Contract. The first 8 hours will be paid at 2 ½ times the straight time rate or may saved to be used at another agreed upon time. The last 4 hours of a 12 hour shift on a holiday will be paid at the straight time rate.

7. VACATION

- a. The amount of vacation will be 40 hours per week of eligible vacation.
- b. Full weeks of vacation will be calculated on the normal hours scheduled for that week.
- c. Full day vacations will be paid at 12 hours pay.
- d. Less than a full day of vacation will be continued per Section 8.3.
- e. Employees who take a full week of vacation will not be required to work their scheduled days off before, or after their vacation, with a maximum of one employee on each shift. Should two employees request to block out the same off days, the senior employee will be allowed to choose which off day period to block. The Company may allow more employees to block the same set of off days or an employee to block before and after their vacation if operational needs allow or no other employee has the time blocked.

8. OVERTIME

- a. Overtime will be paid at 1 ½ times the straight time rate for hours worked in excess of 12 hours in a day or 40 hours in a week. This means that on the 36 hour week, if an employee is required to work an extra day, the first four hours of that day will be paid the regular rate; once the 40 hour limit has been met then the employee will be paid at 1 ½ times the straight time rate.
- b. Double time will be paid to an employee who is required to work on his last available consecutive off day, provided he has worked at least 6 hours on his previous off day.
- c. Double time will be paid for any hours worked in excess of 16 hours in a day.
- d. Open positions on the Operating Schedule being prepared for the following work week will be filled using the following procedure:

(1) The operating schedule for the following week will be posted with all the required positions filled. Any vacancies on the schedule not filled by “on shift” operators will be filled on an overtime basis using the operator in the classification required with the least amount of actually worked overtime hours. Should a tie exist in the number of hours actually worked, the operator with the least amount of bargaining unit seniority will be used.

(2) After the schedule is posted the Company will begin calling available operators for the vacancies filled in Step 1. Calls will be made beginning with the operator in the

classification required with the least amount of total overtime. If no operator is obtained, the Company will begin calling the next higher bargaining unit classification beginning with operator in that classification with the least amount of total overtime.

(3) If an operator is obtained in Step 2, the operator previously scheduled for that vacancy in Step 1 will be notified that they are no longer required to fill that particular vacancy. If no operator is obtained in Step 2, the operator scheduled for that vacancy in Step 1 will be required to fill the vacancy.

(4) Vacancies will be filled beginning with the classification that is required for that shift. Example: If a Unit Operator is to be off work who would have been working in a Unit Operator Assistant position, then a Unit Operator Assistant will be scheduled for that position.

(5) When filling overtime from the overtime list, operators on their short turnaround (one day off between shifts) will not be contacted until after attempts have been made to contact all other available operators. In filling vacancies in Step 1, these operators will be included.

(6) In filling overtime vacancies where the Company has short notice, the overtime will be considered a Call In. Calls will be made beginning with the operator in the classification required with the least amount of total overtime. If no operator is obtained, the Company will begin calling the next higher bargaining unit classification beginning with operator in that classification with the least amount of total overtime. The first operator contacted will be informed that they will be required to fill this vacancy. If this operator requests, the Company will continue to attempt to contact other employees using the overtime list to obtain an operator for this vacancy. If another operator accepts the overtime shift, the Company will call the required employee back to release them from the obligation. If the required employee cannot be reached, then the person that accepted the shift will be called back and released from the overtime and the required person will report for this position.

e. If the call in of operators becomes a problem, a call in list may be established. Volunteers will be given the first opportunity for overtime. If coverage is still a problem, it may be necessary to establish a standby or on call list. The operators on call will be paid standby pay as outlined in the Contract.

f. A layover operator has the option of furnishing his or her own meals and receiving one-half hour overtime pay if he works in excess of two hours after his normal quitting time.

9. JURY DUTY

a. An employee will be paid 12 hours pay minus any fees paid by the court for missing a full shift.

b. An employee selected for jury duty must inform his/her supervisor as soon as possible. If the employee is scheduled to work the day shift, the employee will report to work if there is at least four (4) hours remaining in the shift. If an employee is scheduled to work the night shift, such employee will work the first six (6) hours of the shift on the day(s) of the jury service. If the employee is held past 1400 hours, the employee will not report for day shift or will be relieved of duty for the night shift.

10. BEREAVEMENT

An employee will be paid 12 hours pay for days missed. The number of days for various family members will be as outlined in Article XVII, Section 17.1.

11. SICK LEAVE PLAN

Employees will have 40 hours to be taken as outlined in Article XVII, Section 17.4.

12. RETIREMENT SERVICE

Employees hired before 1/1/06 who are covered by the defined benefit pension plan will have up to 80 scheduled hours worked in a two week payroll period counted as straight time for purposes under the Pension Plan.

13. VOTING TIME FOR ELECTIONS

Employees who are scheduled to work day shift on the day of a federal, state, or local election will be allowed up to two (2) paid hours to vote if they wish to do so. It is understood that employees will only be allowed off for the minimum length of time they need to vote depending on their place of residence in relation to the plant.

14. 12-HOUR OR 8-HOUR SHIFT

In August 2009 the Union will inform the Company of the Green River Power Plant operational employees' desire to stay on 12-hour shifts or return to 8-hour shifts. The Company will give considerable weight to the desires of the employees in considering whether to stay on 12-hour shifts or return to 8-hour shifts. The Company will meet with the Union for discussion before making a final decision on the shift to be worked. The Company will inform the Union of their decision by 10/1/09.

15. UNANTICIPATED ISSUES

The Company and the Union realize there may be issues that arise concerning employees on a 12-hour shift that may not have been anticipated. The Company and the Union will meet and attempt to resolve these issues using the principle that the solution will be as cost neutral as possible for both the Company and the employee(s). Should a resolution not be reached, the issue may be taken up in the Grievance and Arbitration Procedure.

KENTUCKY UTILITIES COMPANY

CASE NO. 2012-00221

**Response to Commission Staff's First Request for Information
Dated June 15, 2012**

Question No. 50

Responding Witness: Valerie L. Scott

Q-50. Provide a detailed analysis of all benefits provided to the employees of KU. For each benefit include:

- a. The number of employees covered at test-year end;
- b. The test-year actual cost;
- c. The amount of test-year actual costs capitalized and expensed; and
- d. The average annual cost per employee.

A-50. a. See attached.

b. See attached.

c. See attached.

d. See attached.

Kentucky Utilities Company

Q 50 - a. The number of employees at test-year end was 940 (1)

Q 50 - b. c. d.

	<u>Capitalized (2)</u>	<u>Expensed (2)</u>	<u>Total Cost (2)</u>	<u>Cost Per Employee (2)</u>	<u># of Employees (1)</u>
Pension	\$ 6,755,224	\$ 9,163,574	\$ 15,918,798	\$ 16,935	940
Post Retirement Benefits - FAS 106	1,894,695	3,653,765	5,548,460	5,903	940
Post Employment - FAS 112	116,019	757,386	873,405	929	940
Medical	3,079,721	5,592,887	8,672,608	9,226	940
Life and AD&D Insurance	113,904	204,331	318,235	339	940
Long-term Disability	82,826	148,740	231,566	246	940
Dental	162,784	292,705	455,489	485	940
401(k)	1,028,892	1,899,475	2,928,367	3,115	940
Retirement Income Plan	131,050	225,022	356,072	379	940
Tuition Reimbursement	2,898	79,091	81,989	87	940
Other Miscellaneous Benefits (3)	79,964	151,582	231,546	246	940
	<u>\$ 13,447,977</u>	<u>\$ 22,168,558</u>	<u>\$ 35,616,535</u>	<u>\$ 37,890</u>	

(1) This is the number of full-time employees at test-year end. The costs are created by the participants in each plan. Participant count may vary from employee count. For example, not all employees have elected to participate in the Medical Plan because it requires an employee premium contribution, whereas all employees participate in Life Insurance because it is automatically provided to all employees with the full premium paid by the Company.

(2) This cost is for KU employee participants only. Servco allocated labor is not included because a Servco number of employees cannot be determined, due to the allocations. These benefits exclude off-duty time (i.e. vacation, holiday, sick, military leave, jury duty), which are included in labor.

(3) These benefits include the Family Assistance Program, the WellFit Program, Mercer fees and Pension Benefit Guaranty Corporation premiums on the pension plan.

KENTUCKY UTILITIES COMPANY

CASE NO. 2012-00221

Response to Commission Staff's First Request for Information

Dated June 15, 2012

Question No. 51

Responding Witness: Daniel K. Arbough

Q-51. Provide complete details of the financial reporting and rate-making treatment of KU's pension costs.

A-51. The financial accounting and reporting of pension costs for KU are as follows: KU's pension costs for the year are determined by an actuarial firm (Mercer) and follow the requirements of Statement of Financial Accounting Standards ("SFAS") No. 87, "Employers' Accounting for Pensions", which is now "Accounting Standards Codification ("ASC") 715-30", as amended by SFAS No. 158, "Employers' Accounting for Defined Benefit Pension and Other Postretirement Plans – An Amendment of FASB Statements No. 87, 88, 106 and 132(R)", which is now "ASC 715-20". These costs are applied to all labor charged during the year to distribute the costs between capital and operating expenses.

For rate-making, a pro forma adjustment is made to the net periodic pension expense recorded in the test year. The adjustment is the difference in the net periodic pension cost calculated by Mercer for 2012 and the amount included in the test period.

In applying the provisions of ASC 715-20, effective December 31, 2006, KU recorded a regulatory asset, under the provisions of SFAS No. 71, "Accounting for the Effects of Certain Types of Regulation", which is now "ASC 980-10", representing the adjustments to the pension asset and liability in recognizing their funded status otherwise includible in other comprehensive income. The regulatory asset represents the expected recovery of the portion of the change in funded status of the pension plans, and it will be adjusted annually as prior service cost and actuarial gains and losses are recognized in net periodic benefit cost. The funded status of a benefit plan is measured as the difference between the fair value of plan assets and the benefit obligation. For pension plans, the benefit obligation is measured as the projected benefit obligation, and for other postretirement benefit plans, the benefit obligation is the accumulated postretirement benefit obligation.

In its Order in Case No. 2003-00434, the Commission granted the Company's request to record the minimum pension liability calculated under ASC 715-30 as a regulatory asset instead of an adjustment to equity in other comprehensive income. The minimum pension liability reflected an amount equivalent to the unfunded accumulated benefit obligation. Since the unfunded obligation was subject to market price fluctuations in the value of plan assets, the minimum pension liability could result in a reduction in equity for a loss, or an increase in equity for a gain, that may never be incurred. Under ASC 715-30 those gains and losses would be expensed in future periods and subject to inclusion in future base rates, accordingly it was appropriate to record a regulatory asset related to that future recovery, rather than impact current rates through the reduction in capital. Under ASC 715-20, no minimum pension liability is recorded, rather the funded status of the pension plans using the projected benefit obligation is now recorded as the pension liability on the balance sheet. The Company continues to record a regulatory asset for the portion of the obligation that will be expensed in future periods and subject to inclusion in future base rates.

KENTUCKY UTILITIES COMPANY

CASE NO. 2012-00221

**Response to Commission Staff's First Request for Information
Dated June 15, 2012**

Question No. 52

Responding Witness: Daniel K. Arbough

- Q-52. Provide complete details of KU's financial reporting and rate-making treatment of Statement of Financial Accounting Standard ("SFAS") No. 106, including:
- a. The date that KU adopted SFAS No. 106;
 - b. All accounting entries made at the date of adoption; and
 - c. All actuarial studies and other documents used to determine the level of SFAS No. 106 cost recorded by KU.
- A-52. The financial accounting and reporting of post retirement benefits for KU are as follows: KU's post retirement benefits for the year are determined by an actuarial firm (Mercer). These costs are applied to all labor charged during the year to distribute the costs between capital and operating expenses.

For rate-making, a pro forma adjustment is made to the post retirement benefits expenses for the test period. The adjustment is the difference in the net periodic benefit cost calculated by Mercer for 2012 and the amount included in the test period.

- a. KU adopted SFAS No. 106, now referred to as Accounting Standards Codification ("ASC") 715-10, effective January 1, 1993.
- b. At the date of adoption, KU debited Post Retirement Expenses for \$998,528 and Regulatory Assets for \$86,613, and credited Other Deferred Liabilities for \$1,085,141.
- c. See attached for actuarial data used to calculate levels of ASC 715-10 (SFAS No. 106) costs for this case. Proprietary information not responsive to the question has been redacted.

Marcie S. Gunnell, A.S.A., M.A.A.A.
Principal

462 South Fourth Street, Suite 1100
Louisville, KY 40202
502 561 4622
marcie.gunnell@mercer.com
www.mercer.com



Private & Confidential

Ms. Kelli Higdon
LG&E and KU Energy LLC
220 West Main Street
Louisville, KY 40202

March 2, 2012

Subject: 2012 Net Periodic Benefit Cost for Postretirement Benefit Plan

Dear Kelli:

Enclosed are exhibits illustrating the 2012 net periodic benefit cost for financial and regulatory accounting purposes for the Postretirement Benefit Plans of LG&E and KU Energy LLC. The figures in the exhibits may be revised if assets and/or liabilities are remeasured during the year due to a plan amendment, curtailment, settlement or other significant event.

A measurement date of December 31, 2011 was used in these calculations. Plan liabilities were based on census data collected as of September 30, 2011 and claims costs and spouse participation assumptions were updated. The market values of assets as of December 31, 2011 were provided by LG&E and KU Energy LLC. All other methods, assumptions and plan provisions used in calculating the 2012 net periodic benefit costs were the same as those used in the December 31, 2011 disclosures, including a 4.78% discount rate.

We have assumed that LG&E and KU Energy LLC will make an additional prefunding contribution for the 401(h) account at the end of the year equal to the maximum tax-deductible contribution for the 2012 calendar year. Since the contribution is assumed to be at the end of the year, it does not impact the expense calculations this year. If the contribution is made earlier, the expense will be slightly reduced. Please note that we are assuming no additional prefunding for the Nonunion and Union VEBAs. We have also assumed that no benefit payments are paid out of the 401(h) account in 2012.

Compared to the 2012 net periodic benefit cost projections provided on April 28, 2011, the net periodic benefit cost changed slightly. The financial accounting expense decreased from \$10.8 million to \$9.2 million, the regulatory accounting expense decreased from \$14.2 million to \$12.9 million and the consolidated financial statement accounting expense decreased from \$14.0 million to \$12.6 million. Consolidated financial statement accounting includes the expense amounts under regulatory accounting for KU and LG&E (Union and Non-union) and expense amounts under financial accounting for ServCo, WKE (Union and Non-union) and International. The reduction was primarily due to gains generated by updated per capita claims costs and spouse participation



Page 2
March 2, 2012
Ms. Kelli Higdon
LG&E and KU Energy LLC

assumptions and participant data, partially offset by the decrease in the discount rate and additional plan changes not anticipated in the projections.

Based on our discussions, we have assumed that LG&E and KU Energy LLC will apply for and receive the subsidy available under Medicare in 2012 for the grandfathered pre-2000 Kentucky Utilities retirees that have post-65 drug coverage. The full amount of the reduction in expense has been applied to Kentucky Utilities. The following assumptions were used with the MMA calculations:

- LG&E and KU Energy LLC will determine actuarial equivalence by benefit option. Testing by benefit option, the grandfathered pre-2000 Kentucky Utilities post-65 retiree medical drug plan is projected to meet the definition of actuarial equivalence indefinitely.
- LG&E and KU Energy LLC will apply for and receive the subsidy available under Medicare indefinitely for all pre-2000 Kentucky Utilities retirees that have post-65 drug coverage.
- Retirees do not elect the Medicare Part D benefit.

The estimated subsidy was based on Mercer's understanding of the Medicare Reform legislation based on the final Center for Medicare Services (CMS) regulations issued in January 2005 and on the provided claims information from the medical plan administrator.

Mercer has prepared this report exclusively for LG&E and KU Energy LLC; subject to this limitation, LG&E and KU Energy LLC may direct that this report be provided to its auditors in connection with the audit of its financial statements. Mercer is not responsible for use of this report by any other party.

The only purpose of this report is to present Mercer's actuarial estimates of liabilities for the fiscal year ending December 31, 2012 for other postretirement benefit plans relating to LG&E and KU Energy LLC, for LG&E and KU Energy LLC to incorporate, as LG&E and KU Energy LLC deems appropriate, in its financial statements under US accounting standards.

This report may not be used for any other purpose. Mercer is not responsible for the consequences of any unauthorized use. Its content may not be modified, incorporated into or used in other material, sold or otherwise provided, in whole or in part, to any other person or entity, without Mercer's permission.



Page 3
March 2, 2012
Ms. Kelli Higdon
LG&E and KU Energy LLC

All parts of this report, including any documents incorporated by reference, are integral to understanding and explaining its contents, no part may be taken out of context, used or relied upon without reference to the report as a whole.

Decisions about benefit changes, granting new benefits, investment policy, funding policy, benefit security and/or benefit-related issues should not be made on the basis of this valuation, but only after careful consideration of alternative economic, financial, demographic and societal factors, including financial scenarios that assume future sustained investment losses.

To prepare this report Mercer has used and relied on participant data as provided by LG&E and KU Energy LLC to Mercer Outsourcing as summarized on the attached exhibits. LG&E and KU Energy LLC is responsible for ensuring that such participant data provides an accurate description of all persons who are participants under the terms of the plan or otherwise entitled to benefits that is sufficiently comprehensive and accurate for the purposes of this report. If the data supplied are not sufficiently comprehensive and accurate for the purposes of this report, the valuation results may differ significantly from the results that would be obtained with such data; this may require a later revision of this report. Although Mercer has reviewed the data in accordance with Actuarial Standards of Practice No. 23, Mercer has not verified or audited any of the data or information provided.

Mercer has used and relied on the plan documents, including amendments, and interpretations of plan provisions provided by LG&E and KU Energy LLC. The plan provisions used in this valuation are described in the December 31, 2011 year end disclosure report, dated January 13, 2012. LG&E and KU Energy LLC is solely responsible for the validity, accuracy and comprehensiveness of this information. If any data or plan provisions supplied are not accurate and complete, the valuation results may differ significantly from the results that would be obtained with accurate and complete information; this may require a later revision of this report. Moreover, plan documents may be susceptible to different interpretations, each of which could be reasonable, and that the different interpretations could lead to different valuation results.

This report is based on our understanding of applicable law and regulations as of the valuation date. Mercer is not an accountant or auditor and is not responsible for the interpretation of, or compliance with, accounting standards; citations to, and descriptions of accounting standards provided in this report are for reference purposes only. Mercer is not engaged in the practice of law. This report does not constitute and is not a substitute for legal advice.



Page 4
March 2, 2012
Ms. Kelli Higdon
LG&E and KU Energy LLC

The plan sponsor is ultimately responsible for selecting the plan's accounting policies, methods and assumptions. The policies, methods, and assumptions used in this valuation are described in herein. The plan sponsor is solely responsible for communicating to Mercer any changes required to those policies, methods and assumptions.

A valuation report is only a snapshot of a plan's estimated financial condition at a particular point in time; it does not predict the plan's future financial condition or its ability to pay benefits in the future and does not provide any guarantee of future financial soundness of the plan. Over time, a plan's total cost will depend on a number of factors, including the amount of benefits the plan pays, the number of people paid benefits, the period of time over which benefits are paid, plan expenses and the amount earned on any assets invested to pay benefits. These amounts and other variables are uncertain and unknowable at the valuation date.

Because modeling all aspects of a situation is not possible or practical, we may use summary information, estimates, or simplifications of calculations to facilitate the modeling of future events in an efficient and cost-effective manner. We may also exclude factors or data that, if used, in our judgment, would not have significantly affected our results. Use of such simplifying techniques does not, in our judgment, affect the reasonableness of valuation results for the plan.

Valuations do not affect the ultimate cost of the plan, only the timing of when benefit costs are recognized. Cost recognition occurs over time. If the costs recognized over a period of years are lower or higher than necessary, for whatever reason, normal and expected practice is to adjust future expense levels with a view to recognizing the entire cost of the plan over time.

To prepare the valuation report, assumptions are used in a forward looking financial and demographic model to present a single scenario from a wide range of possibilities; the results based on that single scenario are included in the valuation. The future is uncertain and the plan's actual experience will differ from those assumptions; these differences may be significant or material because these results are very sensitive to the assumptions made and, in some cases, to the interaction between the assumptions.

Different assumptions or scenarios within the range of possibilities may also be reasonable and results based on those assumptions would be different. As a result of the uncertainty inherent in a forward looking projection over a very long period of time, no one projection is uniquely "correct" and many alternative projections of the future could also be regarded as reasonable. Two different actuaries could, quite reasonably, arrive at different results based on the same data and different views of the future. A "sensitivity analysis" shows the degree to which results would be different if



Page 5
March 2, 2012
Ms. Kelli Higdon
LG&E and KU Energy LLC

you substitute alternative assumptions within the range of possibilities for those utilized in this report. We have not been engaged to perform such a sensitivity analysis and thus the results of such an analysis are not included in this report. At LG&E and KU Energy LLC's request, Mercer is available to perform such a sensitivity analysis.

Assumptions may also be changed from one valuation to the next because of changes in mandated requirements, plan experience, changes in expectations about the future and other factors. A change in assumptions is not an indication that prior assumptions were unreasonable when made.

This report was prepared in accordance with generally accepted actuarial principles and procedures. Based on the information provided to us, we believe that the actuarial assumptions are reasonable for the purposes described in this report.

LG&E and KU Energy LLC should notify Mercer promptly after receipt of the valuation report if LG&E and KU Energy LLC disagrees with anything contained in the valuation report or is aware of any information that would affect the results of the valuation report that has not been communicated to Mercer or incorporated therein. The valuation report will be deemed final and acceptable to LG&E and KU Energy LLC unless LG&E and KU Energy LLC promptly provides such notice to Mercer.

Professional qualifications

We are available to answer any questions on the material contained in the report, or to provide explanations or further details as may be appropriate. Collectively, the credentialed actuaries Marcie Gunnell and Linda Myers meet the Qualification Standards of the American Academy of Actuaries to render the actuarial opinion contained in this report. We are not aware of any direct or material indirect financial interest or relationship, including investments or other services that could create a conflict of interest, that would impair the objectivity of our work.



Page 6
March 2, 2012
Ms. Kelli Higdon
LG&E and KU Energy LLC

Please distribute copies of this letter to the appropriate parties. If you have any questions, please call me at 502 561 4622 or Patrick Baker at 502 561 4504.

Sincerely,

A handwritten signature in black ink that reads 'Marcie S. Gunnell'.

Marcie S. Gunnell, A.S.A., M.A.A.A.
Principal

Copy:

Dan Arbough, Kent Blake, Chris Garrett, Elliott Horne, Heather Metts, Ron Miller, Vaneeca Mottley, Ken Mudd, Lesley Pienaar, Valerie Scott, Cathy Shultz, Jeanne Wright, Henry Erk, Linda Myers, Patrick Baker, Ryan Sloat, Eric Geissler

Enclosure

The information contained in this document (including any attachments) is not intended by Mercer to be used, and it cannot be used, for the purpose of avoiding penalties under the Internal Revenue Code that may be imposed on the taxpayer.

g:\hwg\client\gklwp\2012 lg&e and ku energy llc - fas expense - letter and exhibit.doc

LG&E and KU Energy LLC
2012 Net Periodic Benefit Cost For Postretirement Benefit Plans
December 31, 2011 Measurement Date
Financial Accounting (Includes Purchase Accounting)

	Non-Union						LG&E Union	WKE Union	Grand Total
	LG&E	KU	ServCo	WKE	International	Total			
Service cost	\$491,450	\$1,406,855	\$1,577,596				\$470,007		
Interest cost	1,545,476	3,521,798	1,398,839				2,342,959		
Expected return on assets	(466,683)	(1,793,088)	(1,781,569)				0		
Amortizations:									
Transition	0	0	0				0		
Prior service cost	283,863	586,092	512,905				375,701		
Gain/loss	(9,653)	(796,052)	(8,490)				(346,738)		
Net periodic benefit cost	\$1,844,453	\$2,925,605	\$1,699,281				\$2,841,929		

Regulatory Accounting (Excludes Purchase Accounting)

	Non-Union						LG&E Union	WKE Union	Grand Total
	LG&E	KU	ServCo	WKE	International	Total			
Service cost	\$491,450	\$1,406,855	\$1,577,596				\$470,007		
Interest cost	1,545,476	3,521,798	1,398,839				2,342,959		
Expected return on assets	(466,683)	(1,793,088)	(1,781,569)				0		
Amortizations:									
Transition	252,457	1,120,928	109,514				417,201		
Prior service cost	568,983	912,738	685,399				1,220,885		
Gain/loss	0	(167,680)	0				(818,162)		
Net periodic benefit cost	\$2,391,683	\$5,001,551	\$1,989,779				\$3,632,890		

Accumulated Postretirement Benefit Obligation (APBO) as of December 31, 2011	33,701,479	76,240,751	29,641,760				50,568,553		
--	------------	------------	------------	--	--	--	------------	--	--

LG&E and KU Energy LLC
Summary of Participant Data and Per Capita Claims Costs

	<u>9/30/2011</u>	<u>9/30/2010</u>
Active participants	3,122	3,048
Average age	47.5	47.2
Average service	19.2	19.0
Inactive participants		
Retirees	2,635	2,673
Spouses of retirees	1,233	1,319
Surviving spouses	295	288
Disableds	122	137
Total	4,285	4,417
	<u>Fiscal Year Ending</u> <u>December 31, 2012</u>	<u>Fiscal Year Ending</u> <u>December 31, 2011</u>
Annual average per capita claims cost		
LG&E, Kentucky Utilities post-1999 and WKE Union average pre-Medicare	\$7,805	\$7,912
Kentucky Utilities pre-1993 average cost per person (pre and post Medicare)	\$5,950	\$6,141
Kentucky Utilities 1993-1999 average cost per person (pre and post Medicare)	\$3,987	\$4,047
Annual average expected Medicare Part D subsidy		
Kentucky Utilities pre-1993	\$734	\$786
Kentucky Utilities 1993-1999	\$682	\$713

KENTUCKY UTILITIES COMPANY

CASE NO. 2012-00221

**Response to Commission Staff's First Request for Information
Dated June 15, 2012**

Question No. 53

Responding Witness: Daniel K. Arbough

- Q-53. Provide complete details of KU's financial reporting and rate-making treatment of SFAS No. 112, including:
- a. The date that KU adopted SFAS No. 112;
 - b. All Accounting entries made at the date of adoption; and
 - c. All actuarial studies and other documents used to determine the level of SFAS No. 112 cost recorded by KU.
- A-53. The financial accounting and reporting of post employment benefits for KU are as follows: KU's post employment benefits for the year are determined by an actuarial firm (Mercer) and follow the requirements of SFAS No. 112, "Employers' Accounting for Postemployment Benefits". These costs are applied to all labor charged during the year to distribute the costs between capital and operating expense.
- a. KU adopted SFAS No. 112, now referred to as Accounting Standards Codification ("ASC") 712-10, effective December 1993.
 - b. At the date of adoption, KU debited Post Employment Benefits Expense for \$1,394,396 and credited Accumulated Provision for Pension and Benefits for the same amount.
 - c. See attached for actuarial data used to calculate levels of ASC 712-10 (SFAS No. 112) costs for this case. Proprietary information not responsive to the question has been redacted.

Marcie S. Gunnell, A.S.A., M.A.A.A.
Principal

462 South Fourth Street, Suite 1100
Louisville, KY 40202
502 561 4622
marcie.gunnell@mercer.com
www.mercer.com



Private & Confidential

Ms. Kelli Higdon
LG&E and KU Energy LLC
220 West Main Street
Louisville, KY 40202

May 18, 2012

Subject: Postemployment Benefits Projections for 2012 – 2016

Dear Kelli:

Enclosed are exhibits illustrating the estimated liabilities and projected cash flows under the Financial Accounting Standards Board Accounting Standards Codification (ASC) Topic 712 (formerly FAS 112) for the postemployment benefits for disabled employees of LG&E and KU Energy LLC for the 2012 – 2016 fiscal years. The ASC 712 liability estimates reflect a 3.60% discount rate.

The ASC 712 liability includes the actuarial present value of continued medical benefits and life insurance for each disabled employee and their dependents, including future surviving spouses, until the disabled's age 65, when the ASC 712 benefit terminates (benefits beyond age 65 are accounted for under ASC 715 (formerly FAS 106)).

The projected liabilities and cash flows for current disabled employees are based on the same data, assumptions, plan provisions and methods assumptions used in the determination of the December 31, 2011 ASC 712 liability, including a reduction in liability for Medicare-eligible disableds associated with the Medicare Modernization Act of 2003.

In addition, for each fiscal year, future employees were projected to become disabled based on the valuation data and disabled incidence assumptions used in the determination of the 2012 ASC 715 expense, assuming a stable employee population for each future fiscal year. All other assumptions, plan provisions and methods for the future disabled employees are the same as those used in the determination of the December 31, 2011 ASC 712 liability.

Important Notices

Mercer has prepared this report exclusively for LG&E and KU Energy LLC; subject to this limitation, LG&E and KU Energy LLC may direct that this report be provided to its auditors in connection with the audit of its financial statements. Mercer is not responsible for use of this report by any other party.



Page 2
May 18, 2012
Ms. Kelli Higdon
LG&E and KU Energy LLC

The only purpose of this report is to provide projected actuarial liabilities and cash flows under ASC 712 for the fiscal years ending 2012 – 2015 for the postemployment benefits for disabled employees of LG&E and KU Energy LLC under ASC 712. We make no representations regarding either the amount or existence of other liabilities that might be reportable.

This report may not be used for any other purpose. Mercer is not responsible for the consequences of any unauthorized use. Its content may not be modified, incorporated into or used in other material, sold or otherwise provided, in whole or in part, to any other person or entity, without Mercer's permission.

All parts of this report, including any documents incorporated by reference, are integral to understanding and explaining its contents, no part may be taken out of context, used or relied upon without reference to the report as a whole.

Decisions about benefit changes, granting new benefits, investment policy, funding policy, benefit security and/or benefit-related issues should not be made on the basis of this valuation, but only after careful consideration of alternative economic, financial, demographic and societal factors, including financial scenarios that assume future sustained investment losses.

To prepare this report Mercer has used and relied on participant data as provided by LG&E and KU Energy LLC as summarized on the attached exhibits. LG&E and KU Energy LLC is responsible for ensuring that such participant data provides an accurate description of all persons who are participants under the terms of the plan or otherwise entitled to benefits that is sufficiently comprehensive and accurate for the purposes of this report. If the data supplied are not sufficiently comprehensive and accurate for the purposes of this report, the valuation results may differ significantly from the results that would be obtained with such data; this may require a later revision of this report. Although Mercer has reviewed the data in accordance with Actuarial Standards of Practice No. 23, Mercer has not verified or audited any of the data or information provided.

Mercer has used and relied on the plan documents, including amendments, and interpretations of plan provisions provided by LG&E and KU Energy LLC. The plan provisions used in this valuation are described in the December 31, 2011 year end disclosure report, dated January 3, 2012. LG&E and KU Energy LLC is solely responsible for the validity, accuracy and comprehensiveness of this information. If any data or plan provisions supplied are not accurate and complete, the valuation results may differ significantly from the results that would be obtained with accurate and complete information; this may require a later revision of this report. Moreover, plan documents may be



Page 3
May 18, 2012
Ms. Kelli Higdon
LG&E and KU Energy LLC

susceptible to different interpretations, each of which could be reasonable, and that the different interpretations could lead to different valuation results.

This report is based on our understanding of applicable law and regulations as of the valuation date. Mercer is not an accountant or auditor and is not responsible for the interpretation of, or compliance with, accounting standards; citations to, and descriptions of accounting standards provided in this report are for reference purposes only. Mercer is not engaged in the practice of law. This report does not constitute and is not a substitute for legal advice.

The plan sponsor is ultimately responsible for selecting the plan's accounting policies, methods and assumptions. The policies, methods, and assumptions used in this valuation are described in herein. The plan sponsor is solely responsible for communicating to Mercer any changes required to those policies, methods and assumptions.

A valuation report is only a snapshot of a plan's estimated financial condition at a particular point in time; it does not predict the plan's future financial condition or its ability to pay benefits in the future and does not provide any guarantee of future financial soundness of the plan. Over time, a plan's total cost will depend on a number of factors, including the amount of benefits the plan pays, the number of people paid benefits, the period of time over which benefits are paid, plan expenses and the amount earned on any assets invested to pay benefits. These amounts and other variables are uncertain and unknowable at the valuation date.

Because modeling all aspects of a situation is not possible or practical, we may use summary information, estimates, or simplifications of calculations to facilitate the modeling of future events in an efficient and cost-effective manner. We may also exclude factors or data that, if used, in our judgment, would not have significantly affected our results. Use of such simplifying techniques does not, in our judgment, affect the reasonableness of valuation results for the plan.

Valuations do not affect the ultimate cost of the plan, only the timing of when benefit costs are recognized. Cost recognition occurs over time. If the costs recognized over a period of years are lower or higher than necessary, for whatever reason, normal and expected practice is to adjust future expense levels with a view to recognizing the entire cost of the plan over time.

To prepare the valuation report, assumptions are used in a forward looking financial and demographic model to present a single scenario from a wide range of possibilities; the results based on that single scenario are included in the valuation. The future is uncertain and the plan's actual experience will differ from those assumptions; these differences may be significant or



Page 4
May 18, 2012
Ms. Kelli Higdon
LG&E and KU Energy LLC

material because these results are very sensitive to the assumptions made and, in some cases, to the interaction between the assumptions.

Different assumptions or scenarios within the range of possibilities may also be reasonable and results based on those assumptions would be different. As a result of the uncertainty inherent in a forward looking projection over a very long period of time, no one projection is uniquely "correct" and many alternative projections of the future could also be regarded as reasonable. Two different actuaries could, quite reasonably, arrive at different results based on the same data and different views of the future. A "sensitivity analysis" shows the degree to which results would be different if you substitute alternative assumptions within the range of possibilities for those utilized in this report. We have not been engaged to perform such a sensitivity analysis and thus the results of such an analysis are not included in this report. At LG&E and KU Energy LLC's request, Mercer is available to perform such a sensitivity analysis.

Assumptions may also be changed from one valuation to the next because of changes in mandated requirements, plan experience, changes in expectations about the future and other factors. A change in assumptions is not an indication that prior assumptions were unreasonable when made.

This report was prepared in accordance with generally accepted actuarial principles and procedures. Based on the information provided to us, we believe that the actuarial assumptions are reasonable for the purposes described in this report.

LG&E and KU Energy LLC should notify Mercer promptly after receipt of the valuation report if LG&E and KU Energy LLC disagrees with anything contained in the valuation report or is aware of any information that would affect the results of the valuation report that has not been communicated to Mercer or incorporated therein. The valuation report will be deemed final and acceptable to LG&E and KU Energy LLC unless LG&E and KU Energy LLC promptly provides such notice to Mercer.

Professional qualifications

I am available to answer any questions on this material contained in the report, or to provide explanations or further details as may be appropriate. I meet the Qualification Standards of the American Academy of Actuaries to render the actuarial opinion contained in this report. I am not aware of any relationship, including investments or other services that could create a conflict of interest that would impair our objectivity.



Page 5
May 18, 2012
Ms. Kelli Higdon
LG&E and KU Energy LLC

If you have any questions, please call me at 502-561-4622 or Patrick Baker at 502 561 4504.

Sincerely,

A handwritten signature in black ink that reads 'Marcie S. Gunnell'.

Marcie S. Gunnell, A.S.A., M.A.A.A.
Principal

Copy:
Dan Arbough, Chris Garrett, Heather Metts, Valerie Scott, Henry Erk, Linda Myers, Patrick Baker,
Ryan Sloat

Enclosure

The information contained in this document (including any attachments) is not intended by Mercer to be used, and it cannot be used, for the purpose of avoiding penalties under the Internal Revenue Code that may be imposed on the taxpayer.

g:\rs\lgk\2012\projections\asc 712\2012 lg&e asc 712 projections - letter.doc

LG&E & KU Energy LLC

Estimated Year End ASC 112 Liability For Postemployment Benefits For Disabled Employees

Liability Date	LG&E	KU	ServCo	International	WKE	Total
12/31/2012	4,620,777	6,390,601	3,049,444			
12/31/2013	5,662,238	6,530,247	3,866,883			
12/31/2014	6,443,021	6,585,994	4,526,052			
12/31/2015	7,101,114	6,589,587	5,076,189			
12/31/2016	7,666,874	6,546,572	5,604,934			

Notes

1. Projected costs of current disableds and spouses of disableds are based on census data as of December 2011.
2. Future employees were projected to become disabled based on the valuation data (provided September 2011) and disabled incidence assumptions used in the determination of the 2012 ASC 715 expense, assuming a stable employee population for each future fiscal year.
3. All other data, methods, plan provisions and assumptions (including 3.60% discount rate) are the same as those used in the determination of the December 31, 2011 ASC 112 liability, including a reduction in liability for Medicare-eligible disableds associated with the Medicare Modernization Act of 2003.

LG&E & KU Energy LLC

Projected Cash Flow For Postemployment Benefits For Disabled Employees

Calendar Year	LG&E	KU	ServCo	International	WKE	Total
2012	726,256	1,083,655	400,019			
2013	937,023	1,098,187	562,025			
2014	1,308,541	1,240,123	809,248			
2015	1,535,386	1,348,857	1,002,561			
2016	1,728,846	1,451,758	1,106,275			

Notes

1. Projected costs of current disableds and spouses of disableds are based on census data as of December 2011.
2. Future employees were projected to become disabled based on the valuation data (provided September 2011) and disabled incidence assumptions used in the determination of the 2012 ASC 715 expense, assuming a stable employee population for each future fiscal year.
3. All other data, methods, plan provisions and assumptions (including 3.60% discount rate) are the same as those used in the determination of the December 31, 2011 ASC 112 liability, including a reduction in liability for Medicare-eligible disableds associated with the Medicare Modernization Act of 2003.

LG&E & KU Energy LLC
Participant Data

	LG&E	KU	ServCo	International	WKE	Total
Active employees	961	930	1,229			
Disabled employees	39	59	15			
Spouse of disabled employees	21	31	9			

Notes

1. Active employee counts are based on the valuation data (provided September 2011) used in the determination of the 2012 ASC 715 expense.
2. Current disabled and spouses of disabled counts are based on census data as of December 2011 provided by LG&E and KU Energy LLC.

KENTUCKY UTILITIES COMPANY

CASE NO. 2012-00221

**Response to Commission Staff's First Request for Information
Dated June 15, 2012**

Question No. 54

Responding Witness: Shannon L. Charnas

- Q-54. Provide complete details of KU's financial reporting and rate-making treatment of SFAS No. 143, including:
- a. The date that KU adopted SFAS No. 143;
 - b. All accounting entries made at the date of adoption;
 - c. All studies and other documents used to determine the level of SFAS No. 143 cost recorded by KU; and
 - d. A schedule comparing the depreciation rates utilized by KU prior to and after the adoption of SFAS No. 143. The schedule should identify the assets corresponding to the affected depreciation rates.
- A-54. a. KU adopted SFAS No. 143¹ as of January 1, 2003.
- b. See attached.
 - c. See Case No. 2007-00565; Response to the Attorney General's Initial Requests for Information dated 2/4/08, Questions No. 86 and 92 for documents used to determine the level of SFAS No. 143¹ cost recorded by KU. Also, see attached.
 - d. See attached.

¹ The guidance in SFAS No. 143 is now contained in FASB Accounting Standards Codification Topic 410, adopted effective September 30, 2009.

Kentucky Utilities Company
ARO Journal Entries
(\$000's)

DESCRIPTION	Annual Amount	
	DEBIT	CREDIT
JOURNAL ENTRIES REQUIRED AT IMPLEMENTATION		
Long Lived Assets - ARO - <i>(New Account)</i>	8,608	
COR Liability Accrued to Date	2,388	
Regulatory Asset	9,926	
Cumulative effect	9,926	
Regulatory Credits		9,926
Regulatory Liability (New Account)		910
Accumulated Depreciation of ARO Asset - <i>(New Account)</i>		1,536
ARO Liability - <i>(New Account)</i>		18,477
	30,849	30,849
<i>To record the Implementation of FAS 143</i>		
Long Lived Assets - ARO - BS Account 317	8,608	
ARO Liability - BS Account 230		8,608
<i>To record the initial present value of ARO liability</i>		
<p>Upon implementation of FAS 143, the ARO liability (in current dollars) must be future valued at the anticipated inflation rate. The ARO liability must then be present valued back to when the liability was incurred using risk free rate plus risk premium at the time the liability was incurred.</p> <p>The ARO asset is valued at the present value of the liability at the time the liability is incurred.</p>		
Cumulative Effect Adjustment - IS Account 435	1,536	
Accumulated Depreciation of ARO Asset - BS Account 108		1,536
<i>To record accumulated depreciation on ARO assets</i>		
<p>Assumes the ARO Asset is depreciated over the same life and method as the asset for which the ARO is attached.</p> <p>The cumulative affect adjustment is offset by a credit to other regulatory credits (Account 407) and a debit to Regulatory assets (Account 182.3)</p>		
Cumulative Effect Adjustment - IS Account 435	9,869	
ARO Liability - BS Account 230		9,869
<i>To record accumulated accretion on ARO liability</i>		
<p>The total accretion expense that would have been incurred if the liability was accreted from the time the liability was incurred to date.</p> <p>The cumulative affect adjustment is offset by a credit to other regulatory credits (Account 407) and a debit to Regulatory assets (Account 182.3)</p>		
Accumulated Deprecation- BS Account 108	2,388	
Regulatory Liability - BS Account 254		910
Cumulative Effect Adjustment - IS Account 435		1,478
<i>To reclassify existing Cost of Removal</i>		
<p>The COR liability currently reflected on the Balance Sheet must be fully reversed from the reserve.</p> <p>The cumulative affect adjustment is offset by a credit to other regulatory credits (Account 407) and a debit to Regulatory assets (Account 182.3)</p>		
Regulatory Assets - BS Account 182.3	9,926	
Regulatory Credits - IS Account 407		9,926
<i>Because ARO costs qualify for SFAS 71 treatment The cumulative affect adjustment is offset by a credit to other regulatory credits (Account 407) and a debit to Regulatory assets (Account 182.3)</i>		

Big Stone Gap Asbestos

**2010 SUMMARY OF ASBESTOS REMOVAL ESTIMATES
FACILITY SERVICES DEPT**

Asset Description	Location	(\$000's)			Estimated Retirement Date
		Removal Cost per Asset (\$000's)	Total Incremental Cost of Disposal (\$000's)	GRAND TOTAL (\$000's)	
No known asbestos remaining. Renovations have been completed removing known asbestos.	Auburndale Op Ctr	\$0	\$0	\$0	
One story , 2,500 sq. ft. concrete block building constructed in 1965. which has been renovated and there are no signs of asbestos.	Barlow	\$0	\$0	\$0	
There are 3 wood framed, metal siding and metal roof structures with a combined total of 2,496 sq. ft. Buildings were constructed in 1970; however, they are concrete slab with exception of tile in restrooms. No visible signs of asbestos.	Barlow Storeroom	\$0	\$0	\$0	
Facility constructed in 1978 and is a pre-engineered metal building on slab with 3,200 sq. ft. Office area has VCT and drop ceiling which due to age of facility may be asbestos.	Big Stone Gap Substation	\$29	\$5	\$34	
This facility has been renovated throughout and asbestos removed during the process	Broadway Office Complex	\$0	\$0	\$0	
One story , 2,500 sq. ft. concrete block building constructed in 1957. which has been renovated but possible asbestos in roof.	Campbellsville	\$8	\$0	\$8	
There are 3 wood framed, metal siding and metal roof structures with a combined total of 6,450 sq. ft. Buildings were constructed in 1960; however, they are concrete slab with exception of tile in restrooms. No visible signs of asbestos.	Campbellsville Storeroom	\$0	\$0	\$0	
The facility is a one-story metal on concrete slab structure with 555 sq. ft. constructed in 1980. No visible signs of asbestos	Carlise Storeroom	\$0	\$0	\$0	
This is a 1-1/2 story brick building with 3,500 sq. ft. constructed in approx. 1970. Shingle roof system installed over original roof (could be asbestos).	Carrollton	\$9	\$5	\$14	
One story , 2,644 sq. ft. concrete block building constructed in 1970 with 24' walls and 3 garage doors. Possible asbestos in roof.	Carrollton Storeroom	\$8	\$5	\$13	
This is a 2 story facility was constructed in 1961 with 3,984 sq. ft.; an addition of 2,200 sq. ft. was added above the drive thru in approx 1980. Due to age of facility asbestos is suspected (excluding roof, which was installed in 2004).	Danville	\$0	\$0	\$0	
This is a 10,560 sq. ft. pre-engineered metal building on a concrete slab constructed in 1998. Asbestos has been removed.	Danville Storeroom	\$0	\$0	\$0	
This is a 20,800 sq. ft. pre-engineered metal building on a concrete slab constructed in 1988. Due to the age of the building asbestos is not suspected.	Danville Substation & Meter Dept.	\$0	\$0	\$0	
The building was constructed between 1975 - 1980 and consists of a wood frame with metal façade and metal roof. Total sq. ft. of 1,900 and is divided into 3 sections - truck parking, office, storage. Heating / Cooling with heat pumps approx 9 yrs. old. Due to the age of the building it may contain asbestos.	Dawson Springs Storeroom	\$7	\$5	\$12	

Brown Ash Pond

ASH POND LOCATION	ACRES	COST PER ACRE	TOTAL ARO COST
KENTUCKY UTILITIES COMPANY			
GHENT	257	\$120,500.00	\$30,968,500.00
GHENT - GYPSUM STACK	50	\$120,500.00	\$6,025,000.00
GREEN RIVER	55	\$120,500.00	\$6,627,500.00
BROWN	126	\$120,500.00	\$15,183,000.00 ✓
BROWN AUX	30	\$120,500.00	\$3,615,000.00
TYRONE	9	\$120,500.00	\$1,084,500.00
PINEVILLE	10	\$120,500.00	\$1,205,000.00
LOUISVILLE GAS & ELECTRIC			
MILL CREEK	84	\$120,500.00	\$10,122,000.00
CANE RUN	55	\$120,500.00	\$6,627,500.00
TRIMBLE COUNTY	119	\$120,500.00	\$14,339,500.00

Brown Auxiliary Pond

ASH POND LOCATION	ACRES	COST PER ACRE	TOTAL ARO COST
KENTUCKY UTILITIES COMPANY			
GHENT	257	\$120,500.00	\$30,968,500.00
GHENT - GYPSUM STACK	50	\$120,500.00	\$6,025,000.00
GREEN RIVER	55	\$120,500.00	\$6,627,500.00
BROWN	126	\$120,500.00	\$15,183,000.00
BROWN AUX	30	\$120,500.00	\$3,615,000.00
TYRONE	9	\$120,500.00	\$1,084,500.00
PINEVILLE	10	\$120,500.00	\$1,205,000.00
LOUISVILLE GAS & ELECTRIC			
MILL CREEK	84	\$120,500.00	\$10,122,000.00
CANE RUN	55	\$120,500.00	\$6,627,500.00
TRIMBLE COUNTY	119	\$120,500.00	\$14,339,500.00

Brown Coal Storage

COAL PILE LOCATION	ACRES	COST PER ACRE	TOTAL ARO COST
KENTUCKY UTILITIES COMPANY			
GHENT	47	\$18,500.00	\$869,500.00
GREEN RIVER	12	\$18,500.00	\$222,000.00
BROWN	5	\$18,500.00	\$92,500.00
TYRONE	4	\$18,500.00	\$74,000.00
LOUISVILLE GAS & ELECTRIC			
MILL CREEK	20	\$18,500.00	\$370,000.00
CANE RUN	18	\$18,500.00	\$333,000.00
TRIMBLE COUNTY	31	\$18,500.00	\$573,500.00

Brown Generation Wells

Crescente, Angela

From: Sumner, Brian
Sent: Wednesday, January 04, 2012 2:58 PM
To: Crescente, Angela
Cc: Wiseman, Sara; Yeary, William
Subject: RE: Deep Wells/Monitoring Wells/Testing Wells

Angela,

For ARO purposes I was not differentiating between deep wells and piezometers. So the number of 26 deep wells that I supplied consisted of the 25 piezometers at Dix Dam along with an actual water well on adjacent farm property that we recently acquired for a total of 26 deep wells. Adding in the 72 piezometers on the Main Ash Pond gives a total of 98 deep wells from an ARO perspective. However, I was under the understanding that the 72 piezometers associated with the Main Ash Pond would be permanently capped as part of the ongoing landfill conversion project. I have been unable to confirm the latter.

So for now, leave the number at 98 deep wells for Brown and Dix combined.

Dix Dam - $25 \times \$7,000 =$
 $\$175,000$

Thanks, Brian

Brown - $73 \times \$7,000 =$
 $\$511,000$

From: Crescente, Angela
Sent: Wednesday, December 28, 2011 6:36 PM
To: Sumner, Brian
Cc: Wiseman, Sara
Subject: FW: Deep Wells/Monitoring Wells/Testing Wells

Brian,

I have 26 deep wells from your email you sent November 29th. So, in addition to the 26 deep wells, there are also 72 piezometers in the email below. So, I now have a total of 98 wells. Does it sound like I am recording this accurately? Just wanted to be sure I wasn't doing any double counting.

Thanks,
Angela

From: Fraley, Jeffrey
Sent: Thursday, December 15, 2011 3:55 PM
To: Crescente, Angela
Subject: FW: Deep Wells/Monitoring Wells/Testing Wells

Angela,
Here's the information for Brown, Tyrone, and Pineville. There are no wells at Haefling. All of these wells are monitoring wells except the two water wells at Tyrone.

Jeff

From: Beck, Dave

Sent: Thursday, December 15, 2011 1:36 PM
To: Fraley, Jeffrey
Cc: Greenwell, Sarah
Subject: RE: Deep Wells/Monitoring Wells/Testing Wells

Jeff - here is what I have found regarding wells. Sarah if you find something out other than what I have listed, please notify Jeff by the end of the day today. Thanks

EW Brown
Dix Dam Piezometers - 25 Information from Arcadis Report
Main Ash Pond Piezometers - 72 Information from CT Site Data Collection Sheets

Tyrone
Ash Pond Piezometers - 3 Information from Roger Medina, Barry Currens, Tyrone
Operator
Clear Water Wells - 2

Pineville
Piezometers - 2 Information from MACTEC Report, page 3 sent from
David Millay

From: Fraley, Jeffrey
Sent: Thursday, December 15, 2011 8:44 AM
To: Beck, Dave
Subject: FW: Deep Wells/Monitoring Wells/Testing Wells

From: Crescente, Angela
Sent: Wednesday, December 14, 2011 6:04 PM
To: Cosby, David; Wilkerson, Jason; Winkler, Michael; Rose, Bruce; Charnas, Shannon; Ehrler, Bob; Fendig, John; Wiseman, Sara; Faulkner, Danny; Didelot, Joe; Smith, Timothy (Trimble); Fraley, Jeffrey; Drake, Michael; Sumner, Brian; Legler, Steve; Henry, Jim
Cc: Millay, David; Puckett, Paul
Subject: RE: Deep Wells/Monitoring Wells/Testing Wells

All:

Would there be any of these types of wells at Dix Dam, Ohio Falls, Paddy's Run, Pineville, Zorn, or Haefling? If so, who should I contact to receive this information?

Thanks,
Angela

From: Crescente, Angela
Sent: Wednesday, November 30, 2011 4:55 PM
To: Cosby, David; Wilkerson, Jason; Winkler, Michael; Rose, Bruce; Charnas, Shannon; Ehrler, Bob; Fendig, John; Wiseman, Sara; Faulkner, Danny; Didelot, Joe; Smith, Timothy; Fraley, Jeffrey; Drake, Michael; Sumner, Brian; Legler, Steve; Henry, Jim

Cc: Millay, David; Puckett, Paul
Subject: Deep Wells/Monitoring Wells/Testing Wells

All:

I just want to make sure I understand the different types of wells we have at our generating facilities and what each one of them are used for since they qualify as AROs due to the legal obligation to plug them upon retirement. Please feel free to correct me if I wind up misstating something.

Monitoring wells - Used to test the ground water to ensure that there are no environmental concerns in regards to landfills and/or ash ponds material entering the ground water.

Deep wells (aka production wells) - Used to pump water out of the ground to use in the boiler, etc.

Test wells (using piezometers) - Used to analyze the slope stability to ensure there are no leaks due to breaches in our landfills and/or ash ponds.

I have currently heard from Mill Creek, Cane Run, Ghent and Brown about how many monitoring wells and production wells they have at those plants. The estimated cost I have received for the closure/plugging of one of these wells is approximately \$7,000 each based on recent charges. I will need to know how many of these exist at the other plants and if the \$7,000 per well estimate seems reasonable for them as well. Please advise on whether or not monitoring wells and production wells would cost approximately the same per well.

It also appears I will need estimates for the test wells (using piezometers) in regards to how many we have per plant and how much it would cost to plug one of these type wells. I also understand that some of these wells may also exist at Dix Dam and Ohio Falls.

I copied David and Paul on this email as well because I heard that they may be able to help with these estimates.

I apologize for the quick turnaround as I know everyone is busy, but it would be greatly appreciated if you could send me this information by **Monday, December 3rd**. If these wells are deemed material enough to need AROs set up for them, this needs to be accomplished as soon as possible to ensure our financials are accurate.

Please feel free to contact me if you have any questions.

Thanks so much for your help,
Angela

Brown Nuclear Sources

Pricing for Nuclear Radiation Sources

OhmartVega Corp - Kerry Kelly

mCi	
up to 50	1,500.00
51-100	1,850.00
101-150	2,080.00
151-200	2,420.00
500	2,925.00
1000	3,880.00

Summary of Nuclear Sources by Company

	up to 50mCi	50 - 100mCi	150mCi	200mCi	500mCi	1000mCi	Total	ARO COST/PLANT
Brown	12			2			14	22,840.00
Ghent	77	64	1	2		6	150	264,100.00
Total KU	89	64	1	4	-	6	164	
Total Cost	\$ 133,500	\$ 118,400	\$2,080	\$9,680		\$23,280	\$286,940	286,940.00
Cane Run	6	23		1			30	53,970.00
Mill Creek	3			2	6		11	26,890.00
Trimble County	15	1		1	2		19	32,620.00
Total LGE	24	24	-	4	8	-	60	
Total Cost	\$ 36,000	\$ 44,400		\$9,680	\$23,400		\$113,480	113,480.00

Brown Oil Storage

#	Material	Maximum gallons	Description-Containment
---	----------	-----------------	-------------------------

Average % Remaining
in Tank

QTY
Remaining

Per gal/fee

Disposal Cost

Oil Storage Tanks (T) and Portable Containers Storage Areas (PA)

Combustion Turbines Area			
T-1	#2 Fuel Oil	1,100,000	CT Fuel Tanks Outside, steel Aboveground Storage Tanks (ASTs), South Combustion Turbine (CT) Area, asphalt-paved under tanks, impermeable synthetic liner over rock berm
T-2	-	1,100,000	
T-3	Diesel Fuel	391	Emergency Generators (3), Outside, steel Double-Wall ASTs, CT Site-eastside, external housing & integral metal pan liners
T-4	"	391	
T-5	"	391	
T-6	Diesel Fuel	300	Emergency Diesel Fire Pump, Inside, steel AST, CT Site-SW, concrete-bermed floor
T-7	Drip Gas - Nat. Gas Distillates	2,000	Natural Gas Fuel Line Condensate Drain-points Outside, steel double-wall AST, insulated

2%	22000	0.87	\$19,140.00
2%	22000	0.87	\$19,140.00
2%	7.82	0.87	\$6.80
2%	7.82	0.87	\$6.80
2%	7.82	0.87	\$6.80
2%	6	0.87	\$5.22
2%	40	0.87	\$34.80
			<u>\$38,340.43</u>

Steam Plant Area

T-8	#2 Fuel Oil	525,000	Fuel Oil Storage & Unit 3 Light-off Tank Outside, steel AST, West of Unit 3, concrete-lined earthen berm
T-9	#2 Fuel Oil	15,000	Unit 1-2 Light-off Tank Outside, Steel AST, Adjacent-East of Unit 1 Cooling Tower, Concrete Berm
T-10	Diesel Fuel	275	Unit 3 Emergency Generator Outside, Steel AST, Unit 3 West-side, metal containment pan
T-11	Turbine Oil	3,600	Units 1-2 Clean-Dirty Turbine Oil Storage Tanks Clean Oil Tank - Inside, Steel AST, curbed room, valved to plant sumps, ground floor Oil Storage Room, Units 1&2
T-12		3,600	Dirty Oil Tank - Inside, Steel AST, curbed room, valved to plant sumps, ground floor Oil Storage Room, Units 1&2
T-13	Turbine Oil	9,000	Unit 3 Clean-Dirty Turbine Oil Storage Tanks Clean Oil Tank - Inside, Steel AST, curbed room, valved to plant sumps, ground floor Oil Storage Room, Unit 3
T-14		9,000	Dirty Oil Tank - Inside, Steel AST, curbed room, valved to plant sumps, ground floor Oil Storage Room, Unit 3

2%	10500	0.87	\$9,135.00
2%	300	0.87	\$261.00
2%	5.5	0.87	\$4.79
2%	72	0.87	\$62.64
2%	72	0.87	\$62.64
2%	180	0.87	\$156.60
2%	180	0.87	\$156.60
2%	8.8	0.87	\$7.66
2%	8.8	0.87	\$7.66
2%	11	0.87	\$9.57

FGD - Limestone Preparation Areas

T-15		440	Emergency Fire Pumps & FGD Quench Water Building Inside, steel Skid-Mounted ASTs, each in metal containment pan/berms
T-16		440	
T-17		550	

#	Material	Maximum gallons	Description-Containment	Average % Remaining in Tank	QTY Remaining	Per gal/fee	Disposal Cost
T-18	Diesel Fuel	550		2%	11	0.87	\$9.57
FGD-SCR Construction Contractors Tanks							
T-19	Diesel Off-road	1,500	Outside, steel, skid-mounted AST, metal containment + concrete	2%	30	0.87	\$26.10
T-20	Diesel	500	same	2%	10	0.87	\$8.70
T-21	Gasoline	500	same	2%	10	0.87	\$8.70
T-22	Kerosene	250	same	2%	5	0.87	\$4.35
T-23	Diesel	250	Outside, steel skid-mounted ASTs, metal containment pan	2%	5	0.87	\$4.35
T-24	Diesel	250	Outside, steel skid-mounted ASTs, metal containment pan	2%	5	0.87	\$4.35
Coalyard - Tractor Garage Areas							
T-25	Diesel Fuel	1,650	Outside, steel AST, Coal Yard, concrete berm, valved drain	2%	33	0.87	\$28.71
T-26	Unleaded Gasoline	1,000	Outside, steel AST, Concrete Berm, valved drains, vehicle refueling area sloped to drain to OWS	2%	20	0.87	\$17.40
T-27	Kerosene	500	Outside, steel Skid-Mounted AST, concrete berm (with 1000 gal gasoline tank), valved drains, vehicle refueling area drains to OWS	2%	10	0.87	\$8.70
<i>Tractor Garage Building Rear Area</i>							
T-28	Engine Oil 30W	650	Outside, steel AST, beside Tractor Garage, concrete berm, valved drain, bldg dispenser supply lines sleeved & drain back into berm	2%	13	0.87	\$11.31
T-29	50W SAE Oil	650	same	2%	13	0.87	\$11.31
T-30	Hydraulic Oil	650	same	2%	13	0.87	\$11.31
Main Ash Treatment Basin - Contractors Tanks Area							
T-31	Diesel	2,500	Outside, steel AST, plastic-lined rock berm	2%	50	0.87	\$43.50
T-32	Used Oil	500	Outside, steel AST, plastic-lined rock berm	2%	10	0.87	\$8.70
Dix Dam & Dispatch Area							
T-33	Lube Oil- ISO 68	110	<i>Dix Dam Hydroelectric Building</i> Inside, Steel AST, mid-floor Oil Room, concrete floor w/ door threshold stops	2%	2.2	0.87	\$1.91
T-34	Lube Oil- ISO 68	110	same	2%	2.2	0.87	\$1.91
<i>Dix Dispatch Building Emergency Generator</i>							
T-35	Diesel Fuel	1,000	Outside, steel AST, adj. parking lot, concrete berm, valved drain	2%	20	0.87	\$17.40
							<u>\$10,092.44</u>

Chemicals - Toxic, Hazardous, or Bulk Materials
Chemicals - Water Treatment (Boiler-Demineralizer-Service-Circulating)

C-3	Bromo-Chloro-Hydantoin	1000 lbs (250 gal)		5%	12.5	0.87	\$10.88
-----	------------------------	--------------------	--	----	------	------	---------

#	Material	Maximum gallons	Description-Containment	Average % Remaining in Tank	QTY Remaining	Per gal/fee	Disposal Cost
C-4	(Spectrum Ox 1200) Biocide	1000 lbs (250 gal)	Inside, fiberglass tank, basement adj. Unit 1-2 condensers, 1000# solids + water. concrete floor drains to oil/water separator	5%	12.5	0.87	\$10.88
C-9	Hypersperse MDC700	350	Inside. Poly tank in steel frame, RO unit, containment area drains to oil/water separator	5%	17.5	0.87	\$15.23
C-13	Phosphonic Acid --	1000	Outside, poly AST, adj cooling tower, berm w/ valve drain to runoff same	5%	50	0.87	\$43.50
C-14	HEDP	1000	same	5%	50	0.87	\$43.50
C-15	(Depositrol S400)	2000	Inside, poly AST, Unit 3 basement, concrete floor drains to OWS	5%	100	0.87	\$87.00
C-16	Sodium BISulfite	300	Inside, Poly tank in metal frame, GT Demin Building, concrete floors to oil/water separator	5%	15	0.87	\$13.05
C-17	Sodium Hydroxide (caustic soda)	10,000	Outside, steel AST, heat traced, adjacent Unit 1 west side, concrete berm with valved drain to oil/water separator	5%	500	0.87	\$435.00
C-18		2,000	Outside, Plastic AST, Adj. Unit 3 Cooling Tower, concrete berm	5%	100	0.87	\$87.00
C-19		150	Outside, Plastic AST in containment, Adj. Recreation Area Pool	5%	7.5	0.87	\$6.53
C-20	Sodium Hypochlorite	500	Inside, Plastic AST, GT Demin.Bldg, concrete floor - OWS	5%	25	0.87	\$21.75
C-21		110	Inside, plastic drums, Water Treatment Bldg, concrete floor - OWS	5%	5.5	0.87	\$4.79
C-23		10,000	Outside, Steel AST, Adjacent Unit 1, concrete bermed	5%	500	0.87	\$435.00
C-24	Sulfuric Acid	450	Outside, poly AST, adj. GT Demin Bldg, gravel berm	5%	22.5	0.87	\$19.58
Chemicals -- Other							
C-26			CT Site-Units Fire Protection Unit 5 (4 tons) + Units 6-11 (6 tons/each), Outside, steel ASTs				
C-27							
C-28							
C-29							
C-30							
C-31	Carbon Dioxide (compressed)	40 tons			5%	500	0.87
C-32	Dustreat DC6109	450 gal	Outside, poly tank in steel frame, heat-blanketed, adj. crusher building, parking lot containment	5%	22.5	0.87	\$19.58
C-38	Fly Ash (Silica)	1000 tons	Outside Silo, Adjacent to Unit 3 ESP (typically empty)	5%	1250	0.87	\$1,087.50
C-39	Sulfur (molten)	30 tons	Outside, Steel AST, Traced & Insulated, Adjacent Unit 1	5%	375	0.87	\$326.25

\$3,101.99

2000 lbs/ton
128 oz per gal
16 oz per lb
2000 lb * 16 oz = 32,000 oz
32,000/128 = 250 gal/ton
30 ton * 250 gal/ton = 7,500 gallon
1000 tons * 250 gal/ton = 250,000 gallon
40 ton * 250 gal/ton = 10,000 gallon

Brown Oil Storage

CT-OP

#	Material	Maximum gallons	Description-Containment
---	----------	-----------------	-------------------------

Average % Remaining in Tank	QTY Remaining	Per gal/fee	Disposal Cost
-----------------------------	---------------	-------------	---------------

Oil Storage Tanks (T) and Portable Containers Storage Areas (PA)

Combustion Turbines Area			
T-1	#2 Fuel Oil	1,100,000	CT Fuel Tanks
T-2	-	1,100,000	Outside, steel Aboveground Storage Tanks (ASTs), South Combustion Turbine (CT) Area, asphalt-paved under tanks, impermeable synthetic liner over rock berm
T-3	Diesel Fuel	391	Emergency Generators (3), Outside, steel Double-Wall ASTs, CT Site-eastside, external housing & integral metal pan liners
T-4	-	391	
T-5	-	391	
T-6	Diesel Fuel	300	Emergency Diesel Fire Pump, Inside, steel AST, CT Site-SW, concrete-bermed floor
T-7	Drip Gas - Nat. Gas Distillates	2,000	Natural Gas Fuel Line Condensate Drain-points Outside, steel double-wall AST, insulated

2%	22000	0.87	\$19,140.00
2%	22000	0.87	\$19,140.00
2%	7.82	0.87	\$6.80
2%	7.82	0.87	\$6.80
2%	7.82	0.87	\$6.80
2%	6	0.87	\$5.22
2%	40	0.87	\$34.80

\$38,340.43

Steam Plant Area

T-8	#2 Fuel Oil	525,000	Fuel Oil Storage & Unit 3 Light-off Tank Outside, steel AST, West of Unit 3, concrete-lined earthen berm
T-9	#2 Fuel Oil	15,000	Unit 1-2 Light-off Tank Outside, Steel AST, Adjacent-East of Unit 1 Cooling Tower, Concrete Berm
T-10	Diesel Fuel	275	Unit 3 Emergency Generator Outside, Steel AST, Unit 3 West-side, metal containment pan
T-11	Turbine Oil	3,600	Units 1-2 Clean-Dirty Turbine Oil Storage Tanks Clean Oil Tank - Inside, Steel AST, curbed room, valved to plant sumps, ground floor Oil Storage Room, Units 1&2
T-12		3,600	Dirty Oil Tank - Inside, Steel AST, curbed room, valved to plant sumps, ground floor Oil Storage Room, Units 1&2
T-13	Turbine Oil	9,000	Unit 3 Clean-Dirty Turbine Oil Storage Tanks Clean Oil Tank - Inside, Steel AST, curbed room, valved to plant sumps, ground floor Oil Storage Room, Unit 3
T-14		9,000	Dirty Oil Tank - Inside, Steel AST, curbed room, valved to plant sumps, ground floor Oil Storage Room, Unit 3

2%	10500	0.87	\$9,135.00
2%	300	0.87	\$261.00
2%	5.5	0.87	\$4.79
2%	72	0.87	\$62.64
2%	72	0.87	\$62.64
2%	180	0.87	\$156.60
2%	180	0.87	\$156.60
2%	8.8	0.87	\$7.66
2%	8.8	0.87	\$7.66
2%	11	0.87	\$9.57

FGD - Limestone Preparation Areas

T-15		440	Emergency Fire Pumps & FGD Quench Water Building Inside, steel Skid-Mounted ASTs, each in metal containment pan/berms
T-16		440	
T-17		550	

#	Material	Maximum gallons	Description-Containment	Average % Remaining in Tank	QTY Remaining	Per gal/fee	Disposal Cost
T-18	Diesel Fuel	550		2%	11	0.87	\$9.57
FGD-SCR Construction Contractors Tanks							
T-19	Diesel Off-road	1,500	Outside, steel, skid-mounted AST, metal containment + concrete	2%	30	0.87	\$26.10
T-20	Diesel	500	same	2%	10	0.87	\$8.70
T-21	Gasoline	500	same	2%	10	0.87	\$8.70
T-22	Kerosene	250	same	2%	5	0.87	\$4.35
T-23	Diesel	250	Outside, steel skid-mounted ASTs, metal containment pan	2%	5	0.87	\$4.35
T-24	Diesel	250	Outside, steel skid-mounted ASTs, metal containment pan	2%	5	0.87	\$4.35
Coalyard - Tractor Garage Areas							
T-25	Diesel Fuel	1,650	Outside, steel AST, Coal Yard, concrete berm, valved drain	2%	33	0.87	\$28.71
T-26	Unleaded Gasoline	1,000	Outside, steel AST, Concrete Berm, valved drains, vehicle refueling area sloped to drain to OWS	2%	20	0.87	\$17.40
T-27	Kerosene	500	Outside, steel Skid-Mounted AST, concrete berm (with 1000 gal gasoline tank), valved drains, vehicle refueling area drains to OWS	2%	10	0.87	\$8.70
Tractor Garage Building Rear Area							
T-28	Engine Oil 30W	650	Outside, steel AST, beside Tractor Garage, concrete berm, valved drain, bldg dispenser supply lines sleeved & drain back into berm	2%	13	0.87	\$11.31
T-29	50W SAE Oil	650	same	2%	13	0.87	\$11.31
T-30	Hydraulic Oil	650	same	2%	13	0.87	\$11.31
Main Ash Treatment Basin - Contractors Tanks Area							
T-31	Diesel	2,500	Outside, steel AST, plastic-lined rock berm	2%	50	0.87	\$43.50
T-32	Used Oil	500	Outside, steel AST, plastic-lined rock berm	2%	10	0.87	\$8.70
Dix Dam & Dispatch Area							
T-33		110	Dix Dam Hydroelectric Building	2%	2.2	0.87	\$1.91
T-34	Lube Oil- ISO 68	110	Inside, Steel AST, mid-floor Oil Room, concrete floor w/ door threshold stops	2%	2.2	0.87	\$1.91
Dix Dispatch Building Emergency Generator							
T-35	Diesel Fuel	1,000	Outside, steel AST, adj. parking lot, concrete berm, valved drain	2%	20	0.87	\$17.40
							<u>\$10,092.44</u>

Chemicals - Toxic, Hazardous, or Bulk Materials
Chemicals - Water Treatment (Boiler-Demineralizer-Service-Circulating)

C-3	Bromo-Chloro-Hydantoin	1000 lbs (250 gal)		5%	12.5	0.87	\$10.88
-----	------------------------	--------------------	--	----	------	------	---------

#	Material	Maximum gallons	Description-Containment
C-4	(Spectrus Ox 1200) Biocide	1000 lbs (250 gal)	Inside, fiberglass tank, basement adj. Unit 1-2 condensers, 1000# solids + water. concrete floor drains to oil/water separator
C-9	Hypersperse MDC700	350	Inside. Poly tank in steel frame, RO unit, containment area drains to oil/water separator
C-13	Phosphonic Acid -	1000	Outside, poly AST, adj cooling tower, berm w/ valve drain to runoff
C-14	HEDP	1000	same
C-15	(Depositrol 5400)	2000	Inside, poly AST, Unit 3 basement, concrete floor drains to OWS
C-16	Sodium Bisulfite	300	Inside, Poly tank in metal frame, G1 Demin Building, concrete floors to oil/water separator
C-17	Sodium Hydroxide (caustic soda)	10,000	Outside, steel AST, heat traced, adjacent Unit 1 west side, concrete berm with valved drain to oil/water separator
C-18		2,000	Outside, Plastic AST, Adj. Unit 3 Cooling Tower, concrete berm
C-19		150	Outside, Plastic AST in containment, Adj. Recreation Area Pool
C-20	Sodium Hypochlorite	500	Inside, Plastic AST, GT Demin.Bldg, concrete floor - OWS
C-21		110	Inside, plastic drums, Water Treatment Bldg, concrete floor - OWS
C-23		10,000	Outside, Steel AST, Adjacent Unit 1, concrete bermed
C-24	Sulfuric Acid	450	Outside, poly AST, adj. GT Demin Bldg, gravel berm

Average % Remaining in Tank	QTY Remaining	Per gal/fee	Disposal Cost
5%	12.5	0.87	\$10.88
5%	17.5	0.87	\$15.23
5%	50	0.87	\$43.50
5%	50	0.87	\$43.50
5%	100	0.87	\$87.00
5%	15	0.87	\$13.05
5%	500	0.87	\$435.00
5%	100	0.87	\$87.00
5%	7.5	0.87	\$6.53
5%	25	0.87	\$21.75
5%	5.5	0.87	\$4.79
5%	500	0.87	\$435.00
5%	22.5	0.87	\$19.58

Chemicals - Other

C-26			CT Site-Units Fire Protection Unit 5 (4 tons) + Units 6-11 (6 tons/each), Outside, steel ASTs
C-27			
C-28			
C-29			
C-30			
C-31	Carbon Dioxide (compressed)	40 tons	
C-32	Dust treat DC6109	450 gal	Outside, poly tank in steel frame, heat-blanketed, adj. crusher building, parking lot containment
C-33	Fly Ash (Silica)	1000 tons	Outside Silo, Adjacent to Unit 3 ESP (typically empty)
C-38	Sulfur (molten)	30 tons	Outside, Steel AST, Traced & Insulated, Adjacent Unit 1
C-39			

5%	500	0.87	\$435.00
5%	22.5	0.87	\$19.58
5%	1250	0.87	\$1,087.50
5%	375	0.87	\$326.25

2000 lbs/ton
 128 oz per gal
 16 oz per lb
 2000 lb * 16 oz = 32,000 oz
 32,000/128 = 250 gal/ton
 30 ton * 250 gal/ton = 7,500 gallon
 1000 tons * 250 gal/ton = 250,000 gallon
 40 ton * 250 gal/ton = 10,000 gallon

\$3,101.99

Brown Asbestos

8/4/2010

Assumption: multiplier factor of 15% per 25MW of increased unit capacity above 100 MW

Brown Unit 1 - 108 MW

108

	Base Cost	MW		Total	
		Multiplier	Adjustment		
		1.048			
Penthouse	365	382.52	-17.52	38.3	Abatement completed internally. Roof penetrations remain.
External Furnace	750	786	-36	78.6	Extensive furnace abatement completed. Misc at main floor and buckstay remains.
Piping, External - Operating Floor up	250	262	-12	248.9	Partial abatement on high energy piping completed.
Pipe and Equipment, below Operating floor	400	419.2	-19.2	398.2	Partial abatement on high energy piping completed.
Ductwork, Equipment, Operating floor up	300	314.4	-14.4	283.0	Some abatement completed on economizer hoppers.
Ductwork, under Operating floor	200	209.6	-9.6	209.6	
Survey, Air Testing, Permits, etc.	100	104.8	-4.8	104.8	
Contingency	400	419.2	-19.2	419.2	
Coal Handling	0	0	0	0.0	
Total:	\$ 2,765.0	\$ 2,897.7	\$ (132.7)	1,780.6	

Brown Unit 2 - 178 MW

178

	Base Cost	MW		Total	
		Multiplier	Adjustment		
		1.468			
Penthouse	365	535.82	-170.82	267.9	Abatement completed internally. Roof area remains.
External Furnace	750	1101	-351	990.9	Misc. furnace wall areas abated (backpass).
Piping, External - Operating Floor up	250	367	-117	330.3	Partial abatement on high energy piping completed.
Pipe and Equipment, below Operating floor	400	587.2	-187.2	528.5	Partial abatement on high energy piping completed.
Ductwork, Equipment, Operating floor up	300	440.4	-140.4	440.4	
Ductwork, under Operating floor	200	293.6	-93.6	293.6	
Survey, Air Testing, Permits, etc.	100	146.8	-46.8	146.8	
Contingency	400	587.2	-187.2	587.2	
Coal Handling	0	0	0	0.0	
Total:	\$ 2,765.0	\$ 4,059.0	\$ (1,294.0)	3,585.6	

13,525,000

Brown Unit 3 - 454 MW

454

	Base Cost (100MW)	MW		Total	
		Multiplier	Adjustment		
		3.124			
Penthouse	365	1140.26	-775.26	\$798.2	Abatement completed internally. Wall area remains.
External Furnace	750	2343	-1593	\$2,225.9	Misc. furnace wall areas abated.
Piping, External - Operating Floor up	250	781	-531	\$742.0	Partial abatement on high energy piping completed.
Pipe and Equipment, below Operating floor	400	1249.6	-849.6	\$1,187.1	Partial abatement on high energy piping completed.
Ductwork, Equipment, Operating floor up	300	937.2	-637.2	\$918.5	Partial abatement of ductwork above econ hoppers completed.
Ductwork, under Operating floor	200	624.8	-424.8	\$624.8	
Survey, Air Testing, Permits, etc.	100	312.4	-212.4	\$312.4	
Contingency	400	1249.6	-849.6	\$1,249.6	
Coal Handling	0	0	0	\$100.0	
Total:	\$ 2,765.0	\$ 8,637.9	\$ (5,872.9)	\$8,158.4	

KU
Distribution Bushings

Bushings

1/11/2012

KU

No. of Bushings

Transformer mfg <=1979

529 1587

Breakers mfg <=1979

69 414

KU Total

2001 (estimated)

$2001 \times 35^{010} \times \$500 = 350,175$

LGE

Transformer mfg <=1979

144 864

Breakers mfg <=1979

136 816

LGE Total

1680 (estimated)

$1680 \times 35^{010} \times \$500 = 294,000$

Company Total

3681 (estimated)

Average bushings/year:
 (bushings changed out
 would be <= 1979)

number

bushings

Breakers

2 12

Transformers

4 12

Company Total Bushings/Year

24 (estimated)

approx KU bushings/yr

16 (estimated)

approx LGE bushings/yr

8 (estimated)

Note: Assume \$500/device for retirement/disposal

Instrument Transformers

1/11/2012

LGE/KU

Oil Filled PT (Potential Transformers) <= 1979

No. of devices

36

LGE/KU Total

36 (Estimated)

Average/year: (changed out would be <= 1979)

number

Oil Filled PT (Potential Transformers) <= 1979

1 (Estimated)

Note: Assume \$200/device for retirement/disposal

$$KU = 36 \times 94\% \times 35\% \times 200 = \$2,368$$
$$LGE = 36 \times 6\% \times 35\% \times 200 = \$152$$

KU

Distribution Line Transformers

KU

Estimate based on percentages associated with GE brands which had the highest percentage of units over 450 ppm and are presently used only infrequently for distribution. (Newer non-PCB units skew the data)

# of months of data	86
# of GE units tested & disposed of	3888
Percent of GE units >45 ppm PCBs:	18.2%
Percent of GE units >460 ppm PCBs:	2.6%
All Units Disposed of per yr >45 ppm PCBs:	2,446
All Units Disposed of per yr >460 ppm PCBs:	19

Total KU transformers 1930-1981 per Property Accounting 88,777

of KU transformers >450 ppm (2.6% of total # of KU transformers) 2,308

of KU units >450 ppm retired 1980-2011 (assume a static rate of 19 per year based on the number of transformers sent for disposal 2004-2011) 589

of KU units >450 ppm remaining 1,719

wt of remaining units >450 ppm (assume avg wt 600 lbs) 1,031,521

US Ecology cost/lb for >450 0.42

Total cost for KU >450 ppm \$ 433,238.90

\$252 each
 $\$433,238.90 \div 1,719.00$

Wt of 10 large KU transformers per year that are >45 but <450, (assume avg wt 10,000 lbs, these are disposed of by Paul Puckett, they do not go through South Service Center to be drained, flushed and sold for scrap metal)

US Ecology cost/lb for >45 but <450 100,000

Total cost for KU >45 but <450 ppm \$ 25,000.00

\$250 each

Total cost for all remaining KU transformers over 450 ppm \$ 458,238.90

$\$25,000 \div 10 = \250

$\$433,238.90 + 25,000 = \$458,238.90$

Dix Dam

Generation Wells

Crescente, Angela

From: Fraley, Jeffrey
Sent: Thursday, December 15, 2011 3:55 PM
To: Crescente, Angela
Subject: FW: Deep Wells/Monitoring Wells/Testing Wells

Angela,
Here's the information for Brown, Tyrone, and Pineville. There are no wells at Haefling. All of these wells are monitoring wells except the two water wells at Tyrone.

Jeff

From: Beck, Dave
Sent: Thursday, December 15, 2011 1:36 PM
To: Fraley, Jeffrey
Cc: Greenwell, Sarah
Subject: RE: Deep Wells/Monitoring Wells/Testing Wells

Jeff - here is what I have found regarding wells. Sarah if you find something out other than what I have listed, please notify Jeff by the end of the day today. Thanks

EW Brown
Dix Dam Piezometers - 25
Main Ash Pond Piezometers - 72

Information from Arcadis Report
Information from CT Site Data Collection Sheets

Dix Dam = $25 \times \$7,000$
 $= \$175,000$

Tyrone
Ash Pond Piezometers - 3
Operator
Clear Water Wells - 2

Information from Roger Medina, Barry Currens, Tyrone

Tyrone = $5 \times \$7,000 = \$35,000$

Pineville
Piezometers - 2
David Millay

Information from MACTEC Report, page 3 sent from

Pineville = $2 \times \$7 = \$14,000$

From: Fraley, Jeffrey
Sent: Thursday, December 15, 2011 8:44 AM
To: Beck, Dave
Subject: FW: Deep Wells/Monitoring Wells/Testing Wells

From: Crescente, Angela
Sent: Wednesday, December 14, 2011 6:04 PM
To: Cosby, David; Wilkerson, Jason; Winkler, Michael; Rose, Bruce; Charnas, Shannon; Ehrler, Bob; Fendig, John; Wiseman, Sara; Faulkner, Danny; Didelot, Joe; Smith, Timothy (Trimble); Fraley, Jeffrey; Drake, Michael; Sumner, Brian; Legler, Steve; Henry, Jim
Cc: Millay, David; Puckett, Paul
Subject: RE: Deep Wells/Monitoring Wells/Testing Wells

All:

Would there be any of these types of wells at Dix Dam, Ohio Falls, Paddy's Run, Pineville, Zorn, or Haefling? If so, who should I contact to receive this information?

Thanks,
Angela

From: Crescente, Angela
Sent: Wednesday, November 30, 2011 4:55 PM
To: Cosby, David; Wilkerson, Jason; Winkler, Michael; Rose, Bruce; Charnas, Shannon; Ehrlar, Bob; Fendig, John; Wiseman, Sara; Faulkner, Danny; Didelot, Joe; Smith, Timothy; Fraley, Jeffrey; Drake, Michael; Sumner, Brian; Legler, Steve; Henry, Jim
Cc: Millay, David; Puckett, Paul
Subject: Deep Wells/Monitoring Wells/Testing Wells

All:

I just want to make sure I understand the different types of wells we have at our generating facilities and what each one of them are used for since they qualify as AROs due to the legal obligation to plug them upon retirement. Please feel free to correct me if I wind up misstating something.

Monitoring wells - Used to test the ground water to ensure that there are no environmental concerns in regards to landfills and/or ash ponds material entering the ground water.

Deep wells (aka production wells) - Used to pump water out of the ground to use in the boiler, etc.

Test wells (using piezometers) - Used to analyze the slope stability to ensure there are no leaks due to breaches in our landfills and/or ash ponds.

I have currently heard from Mill Creek, Cane Run, Ghent and Brown about how many monitoring wells and production wells they have at those plants. The estimated cost I have received for the closure/plugging of one of these wells is approximately \$7,000 each based on recent charges. I will need to know how many of these exist at the other plants and if the \$7,000 per well estimate seems reasonable for them as well. Please advise on whether or not monitoring wells and production wells would cost approximately the same per well.

It also appears I will need estimates for the test wells (using piezometers) in regards to how many we have per plant and how much it would cost to plug one of these type wells. I also understand that some of these wells may also exist at Dix Dam and Ohio Falls.

I copied David and Paul on this email as well because I heard that they may be able to help with these estimates.

I apologize for the quick turnaround as I know everyone is busy, but it would be greatly appreciated if you could send me this information by **Monday, December 3rd**. If these wells are deemed material enough to need AROs set up for them, this needs to be accomplished as soon as possible to ensure our financials are accurate.

Please feel free to contact me if you have any questions.

Thanks so much for your help,
Angela

Dix Dam Asbestos

Dix Dam

Lead Paint Abatement	\$/Each	Quantity	Total
Turbine Shut Off Valve(s)	\$25,000	2	\$50,000
Machines	\$50,000	3	\$150,000
Wicket Gates	\$17,000	3	\$51,000
Oil Pumps	\$10,000	2	\$20,000
Tanks	\$7,500	3	\$22,500
Bldg-Window Frames	\$300,000	1 Lot	\$300,000
Hand Rails	\$35,000	1 Lot	\$35,000
			\$628,500

Asbestos Abatement			
Windings	\$80,000	3	\$240,000
Duck Work	\$25,000	1 Lot	\$25,000
Celling Tiles	\$50,000	1 Lot	\$50,000
Wicket Gate Packing	\$10,000	3	\$30,000
			\$345,000

Batteries	40	20	\$800	\$800
------------------	----	----	-------	-------

\$974,300

Ref. - Dave Beck 11/9/05

Ghent Ash Pond

ASH POND LOCATION	ACRES	COST PER ACRE	TOTAL ARO COST
KENTUCKY UTILITIES COMPANY			
GHENT	257	\$120,500.00	\$30,968,500.00
GHENT - GYPSUM STACK	50	\$120,500.00	\$6,025,000.00
GREEN RIVER	55	\$120,500.00	\$6,627,500.00
BROWN	126	\$120,500.00	\$15,183,000.00
BROWN AUX	30	\$120,500.00	\$3,615,000.00
TYRONE	9	\$120,500.00	\$1,084,500.00
PINEVILLE	10	\$120,500.00	\$1,205,000.00
LOUISVILLE GAS & ELECTRIC			
MILL CREEK	84	\$120,500.00	\$10,122,000.00
CANE RUN	55	\$120,500.00	\$6,627,500.00
TRIMBLE COUNTY	119	\$120,500.00	\$14,339,500.00

Ghent Chemical Storage

#	Material	Maximum gallons	Location/Comments	Average % Remaining in Tank	QTY Remaining	Per gal/fee	Disposal Cost
Oil Storage Tanks (T) and Portable Containers Storage Areas (PA)							
Fuel Storage Areas							
T-1	#2 Fuel Oil	525,000	<i>Main Fuel Oil Storage Tank</i> Outside, steel Aboveground Storage Tank (AST), east of Unit 1, concrete bermed (& retaining wall), valved area drain to oil/water (O/W) separator	2%	10500	0.87	\$9,135.00
T-2	#2 Fuel Oil	100,000	<i>Units 1-2 Fuel Oil Tank</i> Outside, steel AST, east of Unit 1, earthen berm, valved area drain to O/W separator	2%	2000	0.87	\$1,740.00
T-3	#2 Fuel Oil	20,000	<i>Units 3-4 Fuel Oil Tank</i> Outside, steel AST, east Unit 3 ESP & west of Unit 1 FGD, concrete bermed, valved area drain to O/W separator	2%	400	0.87	\$348.00
T-4	Diesel Fuel	10,000	<i>Coalyard Mobile Equipment Fuel Tank</i> Outside, steel double-wall AST drains to coal yard and coal pile runoff basin	2%	200	0.87	\$174.00
T-6	Unleaded Gasoline	1,000	<i>Mobile Equipment Refueling Station</i> Outside, steel double-wall ASTs, east of warehouse #3, concrete retaining wall on three sides, vehicle area depressed & sloped to drain to O/W separator	2%	20	0.87	\$17.40
T-7	Diesel Fuel	1,000		2%	20	0.87	\$17.40
Emergency Generators-Firepump							
T-8	Diesel Fuel	500	<i>Units 1 & 2 Emergency Generators & Fire Pump Fuel Tanks</i> Inside, steel double-wall ASTs, ID+FD Fans areas drains to O/W separator,	2%	10	0.87	\$8.70
T-9		500	same	2%	10	0.87	\$8.70
T-10		500	Outside, steel tank, concrete berm to OWS on Unit 1 Cooling Tower basin	2%	10	0.87	\$8.70
T-11		150	<i>Unit 3 & 4 Emergency Generators Fuel Tanks</i>	2%	3	0.87	\$2.61
T-12		150	Inside, steel double-wall ASTs, areas drain to O/W separator	2%	3	0.87	\$2.61
	Diesel Fuel		NW corner Unit 3 basement & SW corner of Unit 4 basement				
Units 1&2 Steam Plant and FGDs - Storage							
T-13	Turbine Oil (Chevron GST-32)	15,000	Inside, Unit 1&2 main bldg., steel AST, bermed room, Clean Oil tank, ground floor Turbine Oil Storage Room	2%	300	0.87	\$261.00
T-14	"	15,000	Inside, Unit 1&2 main bldg., steel AST, bermed room, Dirty Oil Tank, ground floor Turbine Oil Storage Room	2%	300	0.87	\$261.00
Units 3&4 Steam Plant and FGDs - Storage							

#	Material	Maximum gallons	Location/Comments	Average % Remaining in Tank	QTY Remaining	Per gal/fee	Disposal Cost
T-15	Turbine Oil (Chevron GST-32)	15,000	Inside, Unit 3 service Bldg., steel AST, bermed room, Clean Oil Tank, ground floor Turbine Oil Storage Room	2%	300	0.87	\$261.00
T-16	"	15,000	Inside, Unit 3 service Bldg., steel AST, bermed room, Dirty Oil Tank, Ground floor Turbine Oil Storage Room	2%	300	0.87	\$261.00
Coalyard-Tractor Garage - Storage							
T-17	Motor Oil 30W	550	Inside, AST, double-wall rectangular, bermed oil storage room	2%	11	0.87	\$9.57
T-17a		600	Inside, AST, steel, bermed oil storage room	2%	12	0.87	\$10.44
T-18	Hydraulic Oil	550	Inside, AST, double-wall rectangular, bermed oil storage room	2%	11	0.87	\$9.57
T-18a		600	Inside, AST, steel, bermed oil storage room	2%	12	0.87	\$10.44
T-19	Gear Compound	550	Inside, AST, double-wall rectangular, bermed oil storage room	2%	11	0.87	\$9.57
T-19a		600	Inside, AST, steel, bermed oil storage room	2%	12	0.87	\$10.44
T-20	Motor Oil 15W40	550	Inside, AST, double-wall rectangular, bermed oil storage room	2%	11	0.87	\$9.57
T-21	Used Oil – Mixed Grades	240	Recycle Oil Contractor Pickup Area	2%	4.8	0.87	\$4.18
T-22		240	Outside, steel ASTs, double wall, against back wall of tractor garage, drainage toward coal pile	2%	4.8	0.87	\$4.18
T-23		240		2%	4.8	0.87	\$4.18
Contractors Tanks							
T-24	Gasoline	500	Outside, steel double wall AST, north of Warehouse #4	2%	10	0.87	\$8.70
T-25	Diesel	750	Outside, steel AST, concrete bermed area with valved drain	2%	15	0.87	\$13.05
T-26	Gasoline	750	Outside, steel AST in metal berm, concrete berm area w/ valved drain	2%	15	0.87	\$13.05
							<u>\$12,624.05</u>

Toxic, Hazardous or Bulk Materials/Chemicals Storage (C)

Chemicals – Water Treatment (Boiler-Demineralizer-Service-Circulating)							
C-9	Cyclohexylamine (Steamate PWR2040) - DISCONTINUED USE	1,500 gal	DISCONTINUED but Remainder Inside, poly AST, chemical storage room, concrete floors drain to sump to ATB APPROXIMATELY 400 gal REMAINING / each	5%	75	0.87	\$65.25
C-10		1,500 gal		5%	75	0.87	\$65.25
C-17	Hypersperse MDC700	450 gal	Inside, Poly tank in steel frame, RO unit, containment area drains to oil/water separator	5%	22.5	0.87	\$19.58

#	Material	Maximum gallons	Location/Comments	Average % Remaining in Tank	QTY Remaining	Per gal/fee	Disposal Cost
C-18	Klaraid PC2706-GEBetz Polymer Solution	450 gal	Outside, poly AST in steel frame, within Ash Treatment Basin #1 berm, adjacent internal ditch	5%	22.5	0.87	\$19.58
C-19	Molybdate (Corrshield)	500 gal	Inside, poly AST, chemical storage room, concrete floors drain to sump to ATB	5%	25	0.87	\$21.75
C-20		500 gal		5%	25	0.87	\$21.75
C-25	Phosphonic Acid - HEDP (Depositrol 5303)	3,000 gal	Inside, poly AST, Unit 1-2 Cooling Tower chemical treatment bldg, concrete bermed area same @ Unit 3-4	5%	150	0.87	\$130.50
C-26		3,000 gal		5%	150	0.87	\$130.50
C-27	Sodium Hydroxide (caustic)	10,000 gal	Inside, steel AST, main bldg ground floor, concrete berm, drains to sump to ATB Inside, Steel AST, Unit 34 services bldg on 2nd floor, bermed area to demin.sump to ATB	5%	500	0.87	\$435.00
C-28		12,000 gal		5%	600	0.87	\$522.00
C-29	Sodium Pyrophosphate (Flogard MS6201)	4,000 gal	Inside, poly AST, Unit 1-2 Cooling Tower chemical treatment bldg, concrete bermed area same @ Unit 3-4	5%	200	0.87	\$174.00
C-30		4,000 gal		5%	200	0.87	\$174.00
C-32	Sulfuric Acid (66 °Be)	12,000 gal	Inside, Steel AST, Unit 34 services bldg on 2nd floor, bermed area to demin.sump to ATB	5%	600	0.87	\$522.00
C-33	Sulfuric Acid (66 °Be)	40,000 gal	Outside, steel AST, between U34 Cooling Towers, concrete bermed, valved drain to runoff	5%	2000	0.87	\$1,740.00
Chemicals – Other							
C-43	Calcium Hydroxide (hydrated lime)	300 ton	Unit 1, Outside, Steel Silo, pneumatic conveyance, area drainage to plant storm sewers (#002) (December 2009 switch to 1 silo w/ Trona)	5%	3750	0.87	\$3,262.50
C-44		300 ton		5%	3750	0.87	\$3,262.50
C-45	Carbon Dioxide (compressed)	10 ton	Outside, steel tank, adjacent ATB Outfall #001 & ash filtration building Outside, steel AST, adj Unit 3 main building near condensate tanks	5%	125	0.87	\$108.75
C-46		10 ton		5%	125	0.87	\$108.75
C-50	Ethylene Glycol	200	Outside, double-wall poly AST, adj. tractor garage near coal pile	5%	10	0.87	\$8.70
C-51		500	Outside, poly AST, transfer house #5 concrete pad	5%	25	0.87	\$21.75
C-52		500	inside, poly AST, transfer house #2	5%	25	0.87	\$21.75
C-53		500	Outside, poly AST, adj. reclaim hopper #2 near coal pile	5%	25	0.87	\$21.75
C-54		1,000	Inside, steel AST, within coal silo base enclosure	5%	50	0.87	\$43.50
C-57		Used Ethylene Glycol	200	Outside, double-wall poly AST, adj. tractor garage near coal pile	5%	10	0.87

#	Material	Maximum gallons	Location/Comments
C-59	Sodium Formate (Start 7-2-09)	13,500 gal	Outside, steel AST, heat traced, concrete berm, valved drain (Began Use 7-2-09 Previously used DiBasic Acid)
C-60 C-61	Sodium SesquiCarbonate (TRONA)	300 ton	Unit 3, Outside, Steel Silo, pneumatic conveyance, area drainage to plant storm sewers (#003)
		300 ton	
C-62 C-63		300 ton	Unit 4, Outside, Steel Silo, pneumatic conveyance, area drainage to plant storm sewers (#003)
		300 ton	

Average % Remaining in Tank	QTY Remaining	Per gal/fee	Disposal Cost
5%	675	0.87	\$587.25
5%	3750	0.87	\$3,262.50
5%	3750	0.87	\$3,262.50
5%	3750	0.87	\$3,262.50

\$24,547.05

2000 lbs/ton
 128 oz per gal
 16 oz per lb
 2000 lb * 16 oz = 32,000 oz
 32,000/128 = 250 gal/ton
 300 ton * 250 gal/ton = 75000 gallon
 10 tons * 250 gal/ton = 2,500 gallon

Ghent Coal Storage

COAL PILE LOCATION	ACRES	COST PER ACRE	TOTAL ARO COST
--------------------	-------	---------------	----------------

KENTUCKY UTILITIES COMPANY			
----------------------------	--	--	--

GHENT	47	\$18,500.00	\$869,500.00
GREEN RIVER	12	\$18,500.00	\$222,000.00
BROWN	5	\$18,500.00	\$92,500.00
TYRONE	4	\$18,500.00	\$74,000.00

LOUISVILLE GAS & ELECTRIC			
---------------------------	--	--	--

MILL CREEK	20	\$18,500.00	\$370,000.00
CANE RUN	18	\$18,500.00	\$333,000.00
TRIMBLE COUNTY	31	\$18,500.00	\$573,500.00

Ghent Environmental Ponds

ENVIRONMENTAL POND LOCATION	ACRES	COST PER ACRE	TOTAL ARO COST
-----------------------------	-------	---------------	----------------

KENTUCKY UTILITIES COMPANY			
GHENT	7	\$120,500.00	\$843,500.00 ✓

LOUISVILLE GAS & ELECTRIC			
---------------------------	--	--	--

MILL CREEK	8	\$120,500.00	\$964,000.00
CANE RUN	7	\$120,500.00	\$843,500.00
TRIMBLE COUNTY	6	\$120,500.00	\$723,000.00

Ghent Generation Wells

Crescente, Angela

From: Wiseman, Sara
Sent: Tuesday, November 29, 2011 4:21 PM
To: Crescente, Angela
Subject: FW: ARO Info for wells

From: Drake, Michael
Sent: Tuesday, November 29, 2011 4:12 PM
To: Wiseman, Sara
Cc: Smith, Dave; Joyce, Jeff; Didelot, Joe; Faulkner, Danny; Henry, Jim; Legler, Steve; Smith, Timothy; Sumner, Brian
Subject: FW: ARO Info for wells

Sara:

Below are Dave Smith's comments regarding the wells at Ghent.

Best Regards,

Michael Drake

Maintenance Manager
KUGhent Generating Station
michael.drake@lge-ku.com
office 502-347-4002
mobile 502-939-5851



From: Smith, Dave
Sent: Tuesday, November 29, 2011 3:33 PM
To: Drake, Michael
Subject: ARO Info for wells

Mike:

Ghent - \$95,000

I came up with a total (estimate) of \$95,000 for closing the wells at Ghent. I got an actual cost for closing one well at Mill Creek and applied some assumptions for the wells we have here.

Not sure how Ghent compares to the other facilities as far as the number of wells or even the types of wells. No doubt, closing a production well would cost more than closing an observation well or a piezometer. I would think, just due to Ghent's size we would have more wells (of all types) than other/most facilities so maybe this is a worse-case scenario for the plants.

Now for the disclaimer: I would say the cost might range slightly less than this value, but if it actually cost \$130,000, it wouldn't surprise me.

I will let you forward to Sara and whoever else needs this.

I hope to hear from one of our contractors by tomorrow on the CFC info.

Dave

Ghent Gypsum Stack

ASH POND LOCATION	ACRES	COST PER ACRE	TOTAL ARO COST
KENTUCKY UTILITIES COMPANY			
GHENT	257	\$120,500.00	\$30,968,500.00
GHENT - GYPSUM STACK	50	\$120,500.00	\$6,025,000.00
GREEN RIVER	55	\$120,500.00	\$6,627,500.00
BROWN	126	\$120,500.00	\$15,183,000.00
BROWN AUX	30	\$120,500.00	\$3,615,000.00
TYRONE	9	\$120,500.00	\$1,084,500.00
PINEVILLE	10	\$120,500.00	\$1,205,000.00
LOUISVILLE GAS & ELECTRIC			
MILL CREEK	84	\$120,500.00	\$10,122,000.00
CANE RUN	55	\$120,500.00	\$6,627,500.00
TRIMBLE COUNTY	119	\$120,500.00	\$14,339,500.00

Ghent Nuclear Sources

Pricing for Nuclear Radiation Sources

OhmartVega Corp - Kerry Kelly

mCi	
up to 50	1,500.00
51-100	1,850.00
101-150	2,080.00
151-200	2,420.00
500	2,925.00
1000	3,880.00

Summary of Nuclear Sources by Company

	up to 50mCi	50 - 100mCi	150mCi	200mCi	500mCi	1000mCi	Total	ARO COST/PLANT
Brown	12			2			14	22,840.00
Ghent	77	64	1	2		6	150	264,100.00
Total KU	89	64	1	4	-	6	164	
Total Cost	\$ 133,500	\$ 118,400	\$2,080	\$9,680		\$23,280	\$286,940	286,940.00
Cane Run	6	23		1			30	53,970.00
Mill Creek	3			2	6		11	26,890.00
Trimble County	15	1		1	2		19	32,620.00
Total LGE	24	24	-	4	8	-	60	
Total Cost	\$ 36,000	\$ 44,400		\$9,680	\$23,400		\$113,480	113,480.00

Ghent Oil Storage

#	Material	Maximum gallons	Location/Comments	Average % Remaining in Tank	QTY Remaining	Per gal/fee	Disposal Cost
Oil Storage Tanks (T) and Portable Containers Storage Areas (PA)							
Fuel Storage Areas							
T-1	#2 Fuel Oil	525,000	<i>Main Fuel Oil Storage Tank</i> Outside, steel Aboveground Storage Tank (AST), east of Unit 1, concrete bermed (& retaining wall), valved area drain to oil/water (O/W) separator	2%	10500	0.87	\$9,135.00
T-2	#2 Fuel Oil	100,000	<i>Units 1-2 Fuel Oil Tank</i> Outside, steel AST, east of Unit 1, earthen berm, valved area drain to O/W separator	2%	2000	0.87	\$1,740.00
T-3	#2 Fuel Oil	20,000	<i>Units 3-4 Fuel Oil Tank</i> Outside, steel AST, east Unit 3 ESP & west of Unit 1 FGD, concrete bermed, valved area drain to O/W separator	2%	400	0.87	\$348.00
T-4	Diesel Fuel	10,000	<i>Coalyard Mobile Equipment Fuel Tank</i> Outside, steel double-wall AST drains to coal yard and coal pile runoff basin	2%	200	0.87	\$174.00
T-6	Unleaded Gasoline	1,000	<i>Mobile Equipment Refueling Station</i> Outside, steel double-wall ASTs, east of warehouse #3, concrete retaining wall on three sides, vehicle area depressed & sloped to drain to O/W separator	2%	20	0.87	\$17.40
T-7	Diesel Fuel	1,000		2%	20	0.87	\$17.40
Emergency Generators-Firepump							
T-8	Diesel Fuel	500	<i>Units 1 & 2 Emergency Generators & Fire Pump Fuel Tanks</i> Inside, steel double-wall ASTs, ID+FD Fans areas drains to O/W separator,	2%	10	0.87	\$8.70
T-9		500	same	2%	10	0.87	\$8.70
T-10		500	Outside, steel tank, concrete berm to OWS on Unit 1 Cooling Tower basin	2%	10	0.87	\$8.70
T-11		150	<i>Unit 3 & 4 Emergency Generators Fuel Tanks</i>	2%	3	0.87	\$2.61
T-12	Diesel Fuel	150	Inside, steel double-wall ASTs, areas drain to O/W separator NW corner Unit 3 basement & SW corner of Unit 4 basement	2%	3	0.87	\$2.61
Units 1&2 Steam Plant and FGDs - Storage							
T-13	Turbine Oil (Chevron GST-32)	15,000	Inside, Unit 1&2 main bldg., steel AST, bermed room, Clean Oil tank, ground floor Turbine Oil Storage Room	2%	300	0.87	\$261.00
T-14	"	15,000	Inside, Unit 1&2 main bldg., steel AST, bermed room, Dirty Oil Tank, ground floor Turbine Oil Storage Room	2%	300	0.87	\$261.00
Units 3&4 Steam Plant and FGDs - Storage							

#	Material	Maximum gallons	Location/Comments	Average % Remaining in Tank	QTY Remaining	Per gal/fee	Disposal Cost
T-15	Turbine Oil (Chevron GST-32)	15,000	Inside, Unit 3 service Bldg., steel AST, bermed room, Clean Oil Tank, ground floor Turbine Oil Storage Room	2%	300	0.87	\$261.00
T-16	"	15,000	Inside, Unit 3 service Bldg., steel AST, bermed room, Dirty Oil Tank, Ground floor Turbine Oil Storage Room	2%	300	0.87	\$261.00
Coalyard-Tractor Garage - Storage							
T-17	Motor Oil 30W	550	Inside, AST, double-wall rectangular, bermed oil storage room	2%	11	0.87	\$9.57
T-17a		600	Inside, AST, steel, bermed oil storage room	2%	12	0.87	\$10.44
T-18	Hydraulic Oil	550	Inside, AST, double-wall rectangular, bermed oil storage room	2%	11	0.87	\$9.57
T-18a		600	Inside, AST, steel, bermed oil storage room	2%	12	0.87	\$10.44
T-19	Gear Compound	550	Inside, AST, double-wall rectangular, bermed oil storage room	2%	11	0.87	\$9.57
T-19a		600	Inside, AST, steel, bermed oil storage room	2%	12	0.87	\$10.44
T-20	Motor Oil 15W40	550	Inside, AST, double-wall rectangular, bermed oil storage room	2%	11	0.87	\$9.57
T-21	Used Oil -- Mixed Grades	240	Recycle Oil Contractor Pickup Area	2%	4.8	0.87	\$4.18
T-22		240	Outside, steel ASTs, double wall, against back wall of tractor garage, drainage toward coal pile	2%	4.8	0.87	\$4.18
T-23		240		2%	4.8	0.87	\$4.18
Contractors Tanks							
T-24	Gasoline	500	Outside, steel double wall AST, north of Warehouse #4	2%	10	0.87	\$8.70
T-25	Diesel	750	Outside, steel AST, concrete bermed area with valved drain	2%	15	0.87	\$13.05
T-26	Gasoline	750	Outside, steel AST in metal berm, concrete berm area w/ valved drain	2%	15	0.87	\$13.05

\$12,624.05

Toxic, Hazardous or Bulk Materials/Chemicals Storage (C)

Chemicals – Water Treatment (Boiler-Demineralizer-Service-Circulating)							
C-9	Cyclohexylamine (Steamate PWR2040) - DISCONTINUED USE	1,500 gal	DISCONTINUED but Remainder Inside, poly AST, chemical storage room, concrete floors drain to sump to ATB APPROXIMATELY 400 gal REMAINING / each	5%	75	0.87	\$65.25
C-10		1,500 gal		5%	75	0.87	\$65.25
C-17	Hypersperse MDC700	450 gal	Inside. Poly tank in steel frame, RO unit, containment area drains to oil/water separator	5%	22.5	0.87	\$19.58

#	Material	Maximum gallons	Location/Comments	Average % Remaining in Tank	QTY Remaining	Per gal/fee	Disposal Cost
C-18	Klaraid PC2706-GEBetZ Polymer Solution	450 gal	Outside, poly AST in steel frame, within Ash Treatment Basin #1 berm, adjacent internal ditch	5%	22.5	0.87	\$19.58
C-19	Molybdate (Corrshield)	500 gal	Inside, poly AST, chemical storage room, concrete floors drain to sump to ATB	5%	25	0.87	\$21.75
C-20		500 gal		5%	25	0.87	\$21.75
C-25	Phosphonic Acid - HEDP (Depositrol 5303)	3,000 gal	Inside, poly AST, Unit 1-2 Cooling Tower chemical treatment bldg, concrete bermed area same @ Unit 3-4	5%	150	0.87	\$130.50
C-26		3,000 gal		5%	150	0.87	\$130.50
C-27	Sodium Hydroxide (caustic)	10,000 gal	Inside, steel AST, main bldg ground floor, concrete berm, drains to sump to ATB Inside, Steel AST, Unit 34 services bldg on 2nd floor, bermed area to demin.sump to ATB	5%	500	0.87	\$435.00
C-28		12,000 gal		5%	600	0.87	\$522.00
C-29	Sodium Pyrophosphate (Flogard MS6201)	4,000 gal	Inside, poly AST, Unit 1-2 Cooling Tower chemical treatment bldg, concrete bermed area same @ Unit 3-4	5%	200	0.87	\$174.00
C-30		4,000 gal		5%	200	0.87	\$174.00
C-32	Sulfuric Acid (66 °Be)	12,000 gal	Inside, Steel AST, Unit 34 services bldg on 2nd floor, bermed area to demin.sump to ATB	5%	600	0.87	\$522.00
C-33	Sulfuric Acid (66 °Be)	40,000 gal	Outside, steel AST, between U34 Cooling Towers, concrete bermed, valved drain to runoff	5%	2000	0.87	\$1,740.00
Chemicals - Other							
C-43	Calcium Hydroxide (hydrated lime)	300 ton	Unit 1, Outside, Steel Silo, pneumatic conveyance, area drainage to plant storm sewers (#002) (December 2009 switch to 1 silo w/ Trona)	5%	3750	0.87	\$3,262.50
C-44		300 ton		5%	3750	0.87	\$3,262.50
C-45	Carbon Dioxide (compressed)	10 ton	Outside, steel tank, adjacent ATB Outfall #001 & ash filtration building Outside, steel AST, adj Unit 3 main building near condensate tanks	5%	125	0.87	\$108.75
C-46		10 ton		5%	125	0.87	\$108.75
C-50	Ethylene Glycol	200	Outside, double-wall poly AST, adj. tractor garage near coal pile	5%	10	0.87	\$8.70
C-51		500	Outside, poly AST, transfer house #5 concrete pad	5%	25	0.87	\$21.75
C-52		500	Inside, poly AST, transfer house #2	5%	25	0.87	\$21.75
C-53		500	Outside, poly AST, adj. reclaim hopper #2 near coal pile	5%	25	0.87	\$21.75
C-54		1,000	Inside, steel AST, within coal silo base enclosure	5%	50	0.87	\$43.50
C-57	Used Ethylene Glycol	200	Outside, double-wall poly AST, adj. tractor garage near coal pile	5%	10	0.87	\$8.70

#	Material	Maximum gallons	Location/Comments
C-59	Sodium Formate (Start 7-2-09)	13,500 gal	Outside, steel AST, heat traced, concrete berm, valved drain (Began Use 7-2-09 Previously used DiBasic Acid)
C-60 C-61	Sodium SesquiCarbonate (TRONA)	300 ton	Unit 3, Outside, Steel Silo, pneumatic conveyance, area drainage to plant storm sewers (#003)
		300 ton	
C-62 C-63		300 ton	Unit 4, Outside, Steel Silo, pneumatic conveyance, area drainage to plant storm sewers (#003)
		300 ton	

Average % Remaining in Tank	QTY Remaining	Per gal/fee	Disposal Cost
5%	675	0.87	\$587.25
5%	3750	0.87	\$3,262.50
5%	3750	0.87	\$3,262.50
5%	3750	0.87	\$3,262.50
			<u>\$24,547.05</u>

2000 lbs/ton
 128 oz per gal
 16 oz per lb
 2000 lb * 16 oz = 32,000 oz
 32,000/128 = 250 gal/ton
 300 ton * 250 gal/ton = 75000 gallon
 10 tons * 250 gal/ton = 2,500 gallon

Ghent Asbestos

9-Sep-2010

Ghent Unit 1 - 511 MW

	Base Cost	MW Multiplier	Adjustments	Total	
		3			
Penthouse	-	-	-	-	Abatement Complete
External Furnace	-	-	-	-	Abatement Complete
Piping, External - Operating Floor up	319	1,106	-	1,106	
Pipe and Equipment, below Operating floor	191	664	-	664	
Ductwork, Equipment, Operating floor up	383	1,327	-	1,327	
Ductwork, under Operating floor	255	885	-	885	
Survey, Air Testing, Permits, etc.	128	442	-	442	Surveying, testing, permits virtually the same for all units
Contingency	511	1,769	-	1,769	
Siding	-	-	849	849	Estimated from drawings and InCorp quote.
Coal Handling	-	-	1,276	1,276	Estimated from drawings and InCorp quote
Total:	1,787	6,193	2,125	8,318	

Ghent Unit 2 - 511 MW

	Base Cost	MW Multiplier	Adjustments	Total	
		3			
Penthouse	191	664	-	664	Testing negative to date.
External Furnace	957	3,318	-	3,318	Testing negative to date.
Piping, External - Operating Floor up	319	1,106	-	1,106	
Pipe and Equipment, below Operating floor	191	664	-	664	
Ductwork, Equipment, Operating floor up	383	1,327	-	1,327	
Ductwork, under Operating floor	255	885	-	885	
Survey, Air Testing, Permits, etc.	128	442	-	442	Surveying, testing, permits virtually the same for all units
Contingency	511	1,769	-	1,769	
Siding	-	-	849	849	Estimated from drawings and InCorp quote
Total:	2,935	10,174	849	11,023	

Ghent Unit 3 511 MW

	Base Cost (100MW)	MW Escalation	Adjustments	Total	
		3			
Penthouse	-	-	-	-	
External Furnace	-	-	-	-	
Piping, External - Operating Floor up	-	-	-	-	
Pipe and Equipment, below Operating floor	-	-	-	-	
Ductwork, Equipment, Operating floor up	-	-	-	-	
Ductwork, under Operating floor	-	-	-	-	
Survey, Air Testing, Permits, etc.	128	442	-	442	Surveying, testing, permits virtually the same for all units
Siding	-	-	849	849	Estimated from drawings and InCorp quote
Contingency	191	664	-	664	
Total:	319	1,106	849	1,955	

Ghent Unit 4 511 MW

	Base Cost (100MW)	MW Escalation	Adjustments	Total	
		3	1,106		
Penthouse	-	-	-	-	
External Furnace	-	-	-	-	
Piping, External - Operating Floor up	-	-	-	-	
Pipe and Equipment, below Operating floor	-	-	-	-	
Ductwork, Equipment, Operating floor up	-	-	-	-	
Ductwork, under Operating floor	-	-	-	-	
Survey, Air Testing, Permits, etc.	128	442	-	442	Surveying, testing, permits virtually the same for all units
Siding	-	-	849	849	Estimated from drawings and InCorp quote
Contingency	191	664	-	664	
Total:	319	1,106	1,955	1,955	

Assumptions:

1. Multiplication factor of 15% per 25MW of additional unit capacity
2. NEC information from Cane Run used as a base.
3. All 2005 estimates were correct.
4. There has been no change in the amount of exposure over the past 5 years.
5. Annual inflation rate for asbestos removal averaged 5% over the past 5 years.

Green River Ash Pond

ASH POND LOCATION	ACRES	COST PER ACRE	TOTAL ARO COST
KENTUCKY UTILITIES COMPANY			
GHENT	257	\$120,500.00	\$30,968,500.00
GHENT - GYPSUM STACK	50	\$120,500.00	\$6,025,000.00
GREEN RIVER	55	\$120,500.00	\$6,627,500.00
BROWN	126	\$120,500.00	\$15,183,000.00
BROWN AUX	30	\$120,500.00	\$3,615,000.00
TYRONE	9	\$120,500.00	\$1,084,500.00
PINEVILLE	10	\$120,500.00	\$1,205,000.00
LOUISVILLE GAS & ELECTRIC			
MILL CREEK	84	\$120,500.00	\$10,122,000.00
CANE RUN	55	\$120,500.00	\$6,627,500.00
TRIMBLE COUNTY	119	\$120,500.00	\$14,339,500.00

Green River Chemical Storage

#	Material	Maximum Amount (gallons)	Location/Comments	Average % Remaining in Tank	QTY Remaining	Per gal/fee	Disposal Cost
---	----------	--------------------------	-------------------	-----------------------------	---------------	-------------	---------------

Oil Storage Tanks (T) and Portable Containers Storage Areas (PA)

Fuels - Oil Shed Areas							
T-1	Diesel/Fuel Oil #2	25,000	Outside, aboveground storage tank, steel, adjacent to warehouse and parking lot, concrete bermed, valved storm water drainage to oil-water separator (to coalyard retention basin and to #001)	2%	500	0.87	\$435.00
T-2	Diesel/Fuel Oil #2	25,000	Outside, aboveground storage tank, steel, adjacent to warehouse and parking lot, concrete bermed, valved storm water drainage to oil-water separator (to coalyard retention basin and to #001)	2%	500	0.87	\$435.00
Coalyard - Ash Treatment Basin/Contractors Areas							
T-5	Used Oil	265	Outside, Poly AST, above coalbelt from reclaim hopper, area drainage within coal pile	2%	5.3	0.87	\$4.61
Steam Plant Areas							
T-6	Turbine Clean/Dirty Oil	3,500	Steel storage tank, internal partitioned/halved, area drains to plant sumps which drain to oil/water separator	2%	70	0.87	\$60.90
T-7	Oil	3,500	(same drainage)	2%	70	0.87	\$60.90
							<u>\$996.41</u>

Chemicals - Toxic, Hazardous, or Bulk Materials

Chemicals - Water Treatment (Boiler-Demineralizer-Service-Circulating)							
C-5	Hydrazine	180	Steel tank, inside on main floor, near Unit 4 breakers (same drainage)	5%	9	0.87	\$7.83
C-8	Klaraid-CDP#1	2000	Fiberglass tank inside Unit 1-2 Basement near clarifier #1 (same drainage)	5%	100	0.87	\$87.00
	GE-Betz Poly-Sol'n						
C-9	Klaraid-CDP#2	2000	Fiberglass tank, main floor, Unit 4 (same drainage)	5%	100	0.87	\$87.00
C-14	Sodium Hydroxide (caustic soda)	2,500	Inside steel tanks, inside demineralizer annex building, concrete curbed, drains to Demin Bldg sump (to #001)	5%	125	0.87	\$108.75
C-15		2,500		5%	125	0.87	\$108.75
C-17	Sulfuric Acid	6,000	Steel tank, outside near building, concrete bermed, drains to Demineralizer Bldg sump (to #001)	5%	300	0.87	\$261.00
Chemicals - Other							
C-23	Carbon Dioxide (compressed)	4 tons	Outside, steel tank, adjacent ATB Outfall #001 decant structure	5%	50	0.87	\$43.50
							<u>\$703.83</u>

Limestone Silo

C-22	Calcium Oxide (pebble lime)	150 tons	Silo adjacent to scrubber (residual caked inside) drains to Area 14 (then to #001)	5%	1875	0.87	<u>\$1,631.25</u>
------	-----------------------------	----------	--	----	------	------	-------------------

2000 lbs/ton
128 oz per gal
16 oz per lb
2000 lb * 16 oz = 32,000 oz
32,000/128 = 250 gal/ton
150 ton * 250 gal/ton = 37500 gallon
4 tons * 250 gal/ton = 1,000 gallon

Green River Coal Storage

COAL PILE LOCATION	ACRES	COST PER ACRE	TOTAL ARO COST
KENTUCKY UTILITIES COMPANY			
GHENT	47	\$18,500.00	\$869,500.00
GREEN RIVER	12	\$18,500.00	\$222,000.00
BROWN	5	\$18,500.00	\$92,500.00
TYRONE	4	\$18,500.00	\$74,000.00
LOUISVILLE GAS & ELECTRIC			
MILL CREEK	20	\$18,500.00	\$370,000.00
CANE RUN	18	\$18,500.00	\$333,000.00
TRIMBLE COUNTY	31	\$18,500.00	\$573,500.00

Green River Generation Wells

Crescente, Angela

From: Faulkner, Danny
Sent: Friday, December 02, 2011 1:28 PM
To: Crescente, Angela
Subject: RE: Deep Wells/Monitoring Wells/Testing Wells

None that I am aware of.

Danny Faulkner
Manager-Maintenance
Kentucky Utilities Company
Green River Generating Station
811 Power Plant Dr.
Central City, KY 42330
270-757-3155 office
270-993-1548 cell
502-217-2426 fax
danny.faulkner@lge-ku.com

From: Crescente, Angela
Sent: Friday, December 02, 2011 12:27 PM
To: Faulkner, Danny
Cc: Troost, Tom; Laster, Sandra; Wiseman, Sara; Puckett, Paul; Millay, David
Subject: RE: Deep Wells/Monitoring Wells/Testing Wells

Danny,

Thanks for the info. We think we have a good estimate for the cost. Do you have any deep/production wells or monitoring wells?

Thanks,
Angela

From: Faulkner, Danny
Sent: Friday, December 02, 2011 7:33 AM
To: Crescente, Angela
Cc: Troost, Tom; Laster, Sandra
Subject: RE: Deep Wells/Monitoring Wells/Testing Wells

15 x \$7,000 =
Green River = \$105,000

Green River has a total of 15 test wells, (piezometers) used to analyze the slope stability of the ash ponds. If you need me to research the cost of closing them please let me know.

Danny Faulkner
Manager-Maintenance
Kentucky Utilities Company
Green River Generating Station
811 Power Plant Dr.

Central City, KY 42330
270-757-3155 office
270-993-1548 cell
502-217-2426 fax
danny.faulkner@lge-ku.com

From: Crescente, Angela
Sent: Wednesday, November 30, 2011 3:55 PM
To: Cosby, David; Wilkerson, Jason; Winkler, Michael; Rose, Bruce; Charnas, Shannon; Ehrler, Bob; Fendig, John; Wiseman, Sara; Faulkner, Danny; Didelot, Joe; Smith, Timothy; Fraley, Jeffrey; Drake, Michael; Sumner, Brian; Legler, Steve; Henry, Jim
Cc: Millay, David; Puckett, Paul
Subject: Deep Wells/Monitoring Wells/Testing Wells

All:

I just want to make sure I understand the different types of wells we have at our generating facilities and what each one of them are used for since they qualify as AROs due to the legal obligation to plug them upon retirement. Please feel free to correct me if I wind up misstating something.

Monitoring wells - Used to test the ground water to ensure that there are no environmental concerns in regards to landfills and/or ash ponds material entering the ground water.

Deep wells (aka production wells) - Used to pump water out of the ground to use in the boiler, etc.

Test wells (using piezometers) - Used to analyze the slope stability to ensure there are no leaks due to breaches in our landfills and/or ash ponds.

I have currently heard from Mill Creek, Cane Run, Ghent and Brown about how many monitoring wells and production wells they have at those plants. The estimated cost I have received for the closure/plugging of one of these wells is approximately \$7,000 each based on recent charges. I will need to know how many of these exist at the other plants and if the \$7,000 per well estimate seems reasonable for them as well. Please advise on whether or not monitoring wells and production wells would cost approximately the same per well.

It also appears I will need estimates for the test wells (using piezometers) in regards to how many we have per plant and how much it would cost to plug one of these type wells. I also understand that some of these wells may also exist at Dix Dam and Ohio Falls.

I copied David and Paul on this email as well because I heard that they may be able to help with these estimates.

I apologize for the quick turnaround as I know everyone is busy, but it would be greatly appreciated if you could send me this information by **Monday, December 3rd**. If these wells are deemed material enough to need AROs set up for them, this needs to be accomplished as soon as possible to ensure our financials are accurate.

Please feel free to contact me if you have any questions.

Thanks so much for your help,
Angela

Green River Oil Storage

#	Material	Maximum Amount (gallons)	Location/Comments
---	----------	--------------------------	-------------------

Average % Remaining in Tank	QTY Remaining	Per gal/fee	Disposal Cost
-----------------------------	---------------	-------------	---------------

Oil Storage Tanks (T) and Portable Containers Storage Areas (FA)

Fuels -- Oil Shed Areas							
T-1	Diesel/Fuel Oil #2	25,000	Outside, aboveground storage tank, steel, adjacent to warehouse and parking lot, concrete bermed, valved storm water drainage to oil-water separator (to coalyard retention basin and to #001)	2%	500	0.87	\$435.00
T-2	Diesel/Fuel Oil #2	25,000	Outside, aboveground storage tank, steel, adjacent to warehouse and parking lot, concrete bermed, valved storm water drainage to oil-water separator (to coalyard retention basin and to #001)	2%	500	0.87	\$435.00
Coalyard -- Ash Treatment Basin/Contractors Areas							
T-5	Used Oil	265	Outside, Poly AST, above coalbelt from reclaim hopper, area drainage within coal pile	2%	5.3	0.87	\$4.61
Steam Plant Areas							
T-6	Turbine Clean/Dirty Oil	3,500	Steel storage tank, internal partitioned/halved, area drains to plant sumps which drain to oil/water separator (same drainage)	2%	70	0.87	\$60.90
T-7		3,500		2%	70	0.87	\$60.90
							<u>\$996.41</u>

Chemicals - Toxic, Hazardous, or Bulk Materials

Chemicals -- Water Treatment (Boiler-Demineralizer-Service-Circulating)							
C-5	Hydrazine	180	Steel tank, inside on main floor, near Unit 4 breakers (same drainage)	5%	9	0.87	\$7.83
C-8	Klaraid-CDP#1	2000	Fiberglass tank inside Unit 1-2 Basement near clarifier #1 (same drainage)	5%	100	0.87	\$87.00
	GE-Boz Poly-Sol'n						
C-9	Klaraid-CDP#2	2000	Fiberglass tank, main floor, Unit 4 (same drainage)	5%	100	0.87	\$87.00
C-14							
C-15	Sodium Hydroxide (caustic soda)	2,500	Inside steel tanks, inside demineralizer annex building, concrete curbed, drains to Demin Bldg sump (to #001)	5%	125	0.87	\$108.75
		2,500		5%	125	0.87	\$108.75
C-17	Sulfuric Acid	6,000	Steel tank, outside near building, concrete bermed, drains to Demineralizer Bldg sump (to #001)	5%	300	0.87	\$261.00

Chemicals -- Other

C-23	Carbon Dioxide (compressed)	4 tons	Outside, steel tank, adjacent ATB Outfall #001 decant structure	5%	50	0.87	\$43.50
------	-----------------------------	--------	---	----	----	------	---------

\$703.83

Limestone Silo

C-22	Calcium Oxide (pebble lime)	150 tons	Silo adjacent to scrubber (residual caked inside) drains to Area 14 (then to #001)	5%	1875	0.87	\$1,631.25
------	-----------------------------	----------	--	----	------	------	------------

2000 lbs/ton
128 oz per gal
16 oz per lb
2000 lb * 16 oz = 32,000 oz
32,000/128 = 250 gal/ton
150 ton * 250 gal/ton = 37500 gallon
4 tons * 250 gal/ton = 1,000 gallon

Green River Asbestos

Locs		(\$000's)				
Asset Retirement Obligations						
Asset Description	Location	Quantity by year of Installation	Removal Cost per Asset (\$'s)	Incremental Cost of Disposal (\$'s)	Estimated Retirement Date	
Asbestos						
Green River						
GR1 Asbestos Abatement	Green River Unit 1 Plant		1,775	+ 75 =	1850	Ductwork, Equip. External, Operating Floor up \$150k; Ductwork External, Under Operating Floor \$100k; Piping External, Operating Floor up \$100k; Pipe and Equip. Under Operating Floor \$200k; Penthouse \$50k; Furnace External \$325k; Air Testing, permits, survey \$100k; Boiler misc. \$400k; Coal Handling \$150k; Building \$200k
GR2 Asbestos Abatement	Green River Unit 2 Plant		1,625	75	1700	Ductwork, Equip. External, Operating Floor up \$150k; Ductwork External, Under Operating Floor \$100k; Piping External, Operating Floor up \$100k; Pipe and Equip. Under Operating Floor \$200k; Penthouse \$50k; Furnace External \$325k; Air Testing, permits, survey \$100k; Boiler misc. \$400k; Building \$200k
GR3 Asbestos Abatement	Green River Unit 3 Plant		1,780	75	1855	Ductwork, Equip. External, Operating Floor up \$180k; Ductwork External, Under Operating Floor \$150k; Piping External, Operating Floor up \$175k; Pipe and Equip. Under Operating Floor \$325k; Furnace External \$100k; Air Testing, permits, survey \$100k; Boiler misc. \$400k; Building \$350k
GR4 Asbestos Abatement	Green River Unit 4 Plant		2,100	75	2,175	Ductwork, Equip. External, Operating Floor up \$300k; Ductwork External, Under Operating Floor \$200k; Piping External, Operating Floor up \$300k; Pipe and Equip. Under Operating Floor \$400k; Air Testing, permits, survey \$100k; Boiler misc. \$400k; Building \$400k

KU Distribution Substations

**ASBESTOS REMOVAL ESTIMATES
FACILITY SERVICES**

Asset Description	Location	GRAND TOTAL (\$000's)	Estimated Retirement Date	Location
Metal roof.	South Park	\$11		Kentucky
New roof 2001.	Southern	\$46		Kentucky
	Southern Baptist Seminary	\$0		Kentucky
Metal roof.	Stewart	\$12		Kentucky
	Trimble Cty Sw. Rm (12 kv)	\$11		Kentucky
Metal roof.	Terry	\$11		Kentucky
	Vermont	\$0		Kentucky
New facility in 2009	Waterside (D)	\$0		Kentucky
	Westpoint	\$0		Kentucky
	Western	\$0		Kentucky
Metal roof.	WHAS	\$11		Kentucky
Station built in 2001.	Worthington	\$0		Kentucky
Metal roof.	Zorn	\$11		Kentucky
LG&E TOTAL (\$000's)		\$901		
KU has 478 distribution Substations	Substations	\$19		
KU TOTAL (\$000's)		\$882		
GRAND TOTAL (\$000's)		\$1,782		

KU General Facilities

**2010 SUMMARY OF ASBESTOS REMOVAL ESTIMATES
FACILITY SERVICES DEPT**

Asset Description	Location	(\$000's)			Estimated Retirement Date
		Removal Cost per Asset (\$000's)	Total Incremental Cost of Disposal (\$000's)	GRAND TOTAL (\$000's)	
No known asbestos remaining. Renovations have been completed removing known asbestos.	Auburndale Op Ctr	\$0	\$0	\$0	
One story , 2,500 sq. ft. concrete block building constructed in 1965, which has been renovated and there are no signs of asbestos.	Barlow	\$0	\$0	\$0	
There are 3 wood framed, metal siding and metal roof structures with a combined total of 2,496 sq. ft. Buildings were constructed in 1970; however, they are concrete slab with exception of tile in restrooms. No visible signs of asbestos.	Barlow Storeroom	\$0	\$0	\$0	
Facility constructed in 1978 and is a pre-engineered metal building on slab with 3,200 sq. ft. Office area has VCT and drop ceiling which due to age of facility may be asbestos.	Big Stone Gap Substation	\$29	\$5	\$34	
This facility has been renovated throughout and asbestos removed during the process	Broadway Office Complex	\$0	\$0	\$0	
One story , 2,500 sq. ft. concrete block building constructed in 1957, which has been renovated but possible asbestos in roof.	Campbellsville	\$8	\$0	\$8	
There are 3 wood framed, metal siding and metal roof structures with a combined total of 6,450 sq. ft. Buildings were constructed in 1960; however, they are concrete slab with exception of tile in restrooms. No visible signs of asbestos.	Campbellsville Storeroom	\$0	\$0	\$0	
The facility is a one-story metal on concrete slab structure with 555 sq. ft. constructed in 1980. No visible signs of asbestos	Carlise Storeroom	\$0	\$0	\$0	
This is a 1-1/2 story brick building with 3,500 sq. ft. constructed in approx. 1970. Shingle roof system installed over original roof (could be asbestos).	Carrollton	\$9	\$5	\$14	
One story , 2,644 sq. ft. concrete block building constructed in 1970 with 24' walls and 3 garage doors. Possible asbestos in roof.	Carrollton Storeroom	\$8	\$5	\$13	
This is a 2 story facility was constructed in 1961 with 3,984 sq. ft.; an addition of 2,200 sq. ft. was added above the drive thru in approx 1980. Due to age of facility asbestos is suspected (excluding roof, which was installed in 2004).	Danville	\$0	\$0	\$0	
This is a 10,560 sq. ft. pre-engineered metal building on a concrete slab constructed in 1998. Asbestos has been removed.	Danville Storeroom	\$0	\$0	\$0	
This is a 20,800 sq. ft. pre-engineered metal building on a concrete slab constructed in 1988. Due to the age of the building asbestos is not suspected.	Danville Substation & Meter Dept.	\$0	\$0	\$0	
The building was constructed between 1975 - 1980 and consists of a wood frame with metal façade and metal roof. Total sq. ft. of 1,900 and is divided into 3 sections - truck parking, office, storage. Heating / Cooling with heat pumps approx 9 yrs. old. Due to the age of the building it may contain asbestos.	Dawson Springs Storeroom	\$7	\$5	\$12	

**2010 SUMMARY OF ASBESTOS REMOVAL ESTIMATES
FACILITY SERVICES DEPT**

Asset Description	Location	(\$000's)			Estimated Retirement Date
		Removal Cost per Asset (\$000's)	Total Incremental Cost of Disposal (\$000's)	GRAND TOTAL (\$000's)	
This facility was constructed in 1970. The office building is a wood frame structure with brick façade with approx. 3,840 sq. ft. Age of the facility indicate potential asbestos.	Earlington	\$50	\$5	\$55	
This facility has a metal office and storage building with 11,500 sq. ft. constructed in 1990. Due to the age of the building asbestos is not suspected.	Earlington-Parkway Storeroom	\$0	\$0	\$0	
Bldg constructed in 1995 (approx. 25,000 sq. ft.)- Due to age of building asbestos is not suspected	Earlington-Western Technical Services	\$0	\$0	\$0	
There is no known asbestos in this facility.	East Oper Ctr	\$0	\$0	\$0	
Possible Asbestos in roof.	Eddyville	\$7	\$5	\$12	
This is a pre-engineered metal building with brick veneer, constructed in 1992 (approx. 3,000 sq. ft.)- Due to age of building asbestos is not suspected	Eddyville Storeroom	\$0	\$0	\$0	
	Elizabethtown	\$0	\$0	\$0	
	Elizabethtown Storeroom	\$0	\$0	\$0	
There are 2 buildings at this site. The first bldg was constructed in 1950 with 3,150 sq. ft. The second bldg was constructed in 1980 with 1,280 sq. ft. Renovations have been made to this facility - but possible asbestos in roof.	Georgetown	\$22	\$5	\$26	
Bldg constructed in 1996 - however, roof inspectors noted possible asbestos in roof	Greenville	\$24	\$5	\$29	
Bldg constructed in 1995 - Due to age of building asbestos is not suspected	Greenville Storeroom	\$0	\$0	\$0	
Approx. 4,800 sq. ft. storeroom and office area was constructed between late 1960 - early 1970. It is a pre-engineered metal building on a slab. Asbestos does not appear to be present	Harlan Storeroom	\$0	\$0	\$0	
Bldg constructed in 1995 - Due to age of building asbestos is not suspected	Irvine Storeroom	\$0	\$0	\$0	
Main Bldg Brick masonry, constructed in 1920 and remodeled in 1970. Tile floors, drop ceiling tiles and painted drywall and block walls. Age of the facility and date of remodel indicate potential asbestos throughout bldg.	Lexington Meter Dept.	\$96	\$19	\$115	
Storage Bldg constructed in 1920 - Age of facility would indicate potential of asbestos throughout bldg.	Lexington Meter Dept.	\$75	\$19	\$94	
	Lexington Operations Center	\$0	\$0	\$0	
Main Bldg - 9,600 Sq. Ft. Transformer Shop constructed in 1911 with potential of asbestos throughout masonry building. Also attached is a 3,600 sq. ft. metal building	Lexington Substation/Relay Dept.	\$101	\$19	\$120	
Office and Garage Bldg constructed in 1996 (6,200 sq. ft.) - Due to age of building asbestos is not suspected	Lexington Substation/Relay Dept.	\$0	\$0	\$0	

2010 SUMMARY OF ASBESTOS REMOVAL ESTIMATES
FACILITY SERVICES DEPT

Asset Description	Location	(\$000's)			Estimated Retirement Date
		Removal Cost per Asset (\$000's)	Total Incremental Cost of Disposal (\$000's)	GRAND TOTAL (\$000's)	
Vacant Brick Bldg (Total 768 Sq. Ft.)	Lexington Substation/Relay Dept.	\$0	\$0	\$0	
3 Metal Storage Bldgs - Asbestos not suspected	Lexington Substation/Relay Dept.	\$0	\$0	\$0	
Leased Facility	Livermore Storeroom	\$0	\$0	\$0	
Office was constructed in 1998 (4,700 sq. ft) - Due to age of building asbestos is not suspected	London	\$0	\$0	\$0	
This is a 4,500 sq. ft. storeroom. The office portion was added in 2002 and new metal installed over the 30 yr. old storerooms wood frame. Possible Asbestos in roof.	London Storeroom	\$14	\$5	\$18	
Bldg constructed in 1956 (875 sq. ft.); however, it is a pre-engineered metal building (without ceiling or vct).	Marion Storeroom	\$0	\$0	\$0	
Bldg constructed in 1960 (3,978 sq. ft.); however, it appears that renovations have been made but possible asbestos in roof.	Maysville	\$10	\$5	\$15	
Bldg constructed in 1960 (2,950 sq. ft.); however, it is a pre-engineered metal building (without ceiling or vct). No asbestos suspected	Maysville Storeroom	\$0	\$0	\$0	
This is a brick masonry two-story building, constructed in 1960 with 8,400 total sq. ft.; however, second floor is leased out. Tile floors, drop ceiling tiles and painted drywall. Age of the facility and date of remodel indicate potential asbestos throughout bldg.	Middlesboro	\$115	\$19	\$135	
This facility was constructed in 1920 with 12,300 sq. ft. A recent facility analysis suggested vacating this property due to structural integrity and major costs to repair / renovate. Age of this facility would indicate asbestos throughout. (Similar to LG&E 7th & O facility) - Should abandon or demo	Middlesboro Storeroom	\$99	\$19	\$118	
Bldg constructed in 1995 - Due to age of building asbestos is not suspected	Midway (Service Center)	\$0	\$0	\$0	
Bldg constructed in 1970 (total sq. ft. 2400) but customer service area and foyer (sq. ft.) were remodeled 7 years ago. VCT and ceiling tiles in remainder of building suspected to be asbestos.	Morehead	\$26	\$5	\$30	
Leased Facility	Morehead Storeroom	\$0	\$0	\$0	
This is a brick masonry two-story building, constructed in 1965 with 7,500 total sq. ft. Asbestos may be present in roof.	Morganfield	\$12	\$5	\$17	
This is a pre-engineered metal building with brick veneer, constructed in 1978 and extended in 1990 (total sq. ft. approx. 4,000). Asbestos not suspected.	Morganfield Storeroom	\$0	\$0	\$0	
This is a brick masonry one-story building, constructed in 1972 with 3,000 total sq. ft. Suspect asbestos present in roof, floor tiles and possible ceiling tiles.	Mt. Sterling	\$29	\$5	\$34	

2010 SUMMARY OF ASBESTOS REMOVAL ESTIMATES
FACILITY SERVICES DEPT

Asset Description	Location	(\$000's)			Estimated Retirement Date
		Removal Cost per Asset (\$000's)	Total Incremental Cost of Disposal (\$000's)	GRAND TOTAL (\$000's)	
This is a 3,400 sq. ft. concrete masonry block facility with concrete floors, ceilings of plywood, walls that are drywall or paneling. Possible asbestos in roof.	Mt. Sterling Storeroom	\$10	\$5	\$15	
	Norton	\$0	\$0	\$0	
	Norton Storeroom	\$0	\$0	\$0	
Asbestos not suspected	One Quality General Office				
This is a brick masonry one-story building, constructed around 1980 with 3,795 sq. ft. Suspect asbestos present in roof.	Paris	\$11	\$5	\$16	
This is a 2,783 sq. ft. concrete block facility garage / storeroom with a 10' x 12' office area. It was constructed around 1970. Possible asbestos in roof.	Paris Storeroom	\$8	\$5	\$13	
	Pennington Gap	\$0	\$0	\$0	
	Pennington Gap Storeroom	\$0	\$0	\$0	
Leased Facility					
There are several bldgs at this facility - Communications bldg 1,800 sq ft and Trans Dept 2,520 sq. ft. building in 2000-2001; Main Bldg const in 1982 with 32,800 sq. ft. (all of which are metal veneer. Asbestos does not appear to be an issue.	Pineville Stores/Complex; Meter Lab & Substation	\$0	\$0	\$0	
	Richmond	\$0	\$0	\$0	
	Richmond Storeroom	\$0	\$0	\$0	
This facility was constructed in 1985, is a 2,800 sq. ft. metal structure with metal roof. Asbestos is not suspected.	Seventh & Ormsby	\$372	\$77	\$449	
This facility is a 3 story building with a total of 109,386 sq. ft. and was formerly used as an operation center with warehouse and offices. Age of this facility suggests asbestos throughout.	Shelbyville	\$0	\$0	\$0	
This is a one story brick bldg with 4,500 sq. ft. built in 1955 which has been renovated and asbestos does not appear to be an issue.					
There are 2 buildings at this site. One is an older bldg actually dismantled and moved from another site to this location and was constructed in 1972. The other is a pre-engineered metal bldg, constructed in approx 1993. Both bldgs combined have 8,120 sq. ft. (a very small office area). Asbestos possible in roof.	Shelbyville Storeroom	\$24	\$19	\$44	
	Somerset	\$42	\$5	\$46	

2010 SUMMARY OF ASBESTOS REMOVAL ESTIMATES
FACILITY SERVICES DEPT

Asset Description	Location	(\$000's)			Estimated Retirement Date
		Removal Cost per Asset (\$000's)	Total Incremental Cost of Disposal (\$000's)	GRAND TOTAL (\$000's)	
This office was constructed in 1971 with 6,000 sq. ft. It is a metal and concrete structure with metal roof. Age of this facility would indicate the potential for asbestos (tile floors and ceiling in office area).	Somerset Storeroom	\$24	\$5	\$28	
Abatement of tile performed in 2004. Roofs have been replaced. Asbestos not suspected.	South Service Center	\$0	\$0	\$0	
The main building was constructed in early 1970's and an additional section added around 1985. This is a 2 story concrete block with brick veneer front structure. Gross sq. ft. 10,179. Some updates have been completed however, VCT suspected asbestos.	Stone Road	\$31	\$5	\$36	
Bldg constructed in 1985 - Due to age of building asbestos is not suspected	Versailles	\$0	\$0	\$0	
This is a single story brick facility with partial basement and was constructed in 1965 with approx. 3,500 sq. ft. Age of the building would indicate possible asbestos.	Winchester	\$49	\$5	\$54	
This is a concrete block garage / storeroom with approx. 2,880 sq. ft.. Original construction in 1970 and an addition added in 1982. Asbestos suspected in roof.	Winchester Storeroom	\$9	\$5	\$13	
GRAND TOTAL (\$000's)		\$1,320	\$293	\$1,613	

~~1,613,000~~
~~34,000~~
~~1,579,000~~
 449,000
1,130,000

KU Transmission Substations

Transmission
 Substation ARO Calculation
 \$'s

Asset Description	Location	Enclosure using wood studs & poly. install & removal	Cost to Remove VCT (Floor Tile)	Costs to Remove Roofing Materials	Trailer (Change Room Cost)	Disposal Suits (4 suits per man / day \$40.53) - w/ a 4 Man Team	Type C Respirator mask (incl hose & filters) per man	Air monitoring testing, 12 Tests / Day - On Job Testing/Day	Removal Equip Required - Asbestos vacuum w/attachmen ts	Removal Equip Required - Hydraspray piston pump	Removal Equip Required - Negative Air Pressure System	Removal Equip Required - Grade D breathing air equipment	Removal Equip Required - 44" x 60" x 6 Glove bag, mill plastic	Removal of Circuit Breaker Arc Chutes	Removal of Control Wiring	40 Cu Yd Asbestos Dumpster Per Unit	Asbestos Dumpster Costs	Removal Cost per Asset (\$'s)	
		Cost per Sq. Ft	Cost per Sq. Ft	Cost per Sq. Ft	Cost per Day	Daily Cost per Team of 4	Respirator Mask per Team of 4	Cost per Day	Cost per Unit	Cost per Unit	Cost per Unit	Cost per Unit	Cost per Unit	Units	Units	Weekly Rental Fees	Pickup / Delivery Costs	Asbestos Dump Fee	
		\$1.90	\$1.95	\$3.00	\$162.00	\$162.12	\$81.04	\$1,384.00	\$500.00	\$775.06	\$300.00	\$1,773.00	\$7.00	1	1	\$673.53	\$450.00	\$700.00	
		# Sq. Ft.	# Sq. Ft.	# Sq. Ft.	# of Days Required	# Days Required	# Teams	# Days Testing	# Units	# Units	# Units	# Units	# Units	Cost	Cost	# Weeks Required	# Times Pickup / Delivery	# of Times Dumped	
	Paddy's Run	0	1,500	0	2	2	1	2	0	0	0	0	0	\$0	\$6,500	1	2	2	\$15,896
LGE has 10 substations with probable asbestos wiring	various	0	0	0	0	0	10	0	0	0	0	0	0	0	65,000	10	20	20	\$95,548
Total LG&E		0	1,500	0	2	2	11	2	0	0	0	0	0	0	71,500	11	22	22	111,442
KU has 69 Transmission Substations	template				2	4	1	4				1	5		3,000	1	2	2	\$14,371
Total KU (Assumed 70% of Substations have Asbestos)	49	0	0	0	98	196	49	196	0	0	0	49	245	0	147,000	49	98	98	\$704,181
Combined Utility Total																		\$815,623	

FACILITY ASSUMPTIONS - Have not been updated from 2005 study.

Any Facility constructed before 1985 will have asbestos, unless abatement has been completed

STOREROOMS - L. F. is calculated based on 3% of total sq. ft. for pipe and ductwork insulation @ \$65/LN.FT. or SQ. FT. (Includes removal and air monitoring costs). Cost per Ln. Ft. is based on recent invoicing for work performed by NEC.

Cost to remove VCT is based on actual invoicing from NEC for work performed at South Service Center in 1994. The same costs were applied to removal of ceiling tiles.

Costs to remove roofing materials is based on actual sq. ft. costs for the removal of Bldg 1 & Bldg 2 Roof at the Auburndale facility (to be completed in 3 phases between 2003 and 2006)

Costs to remove asbestos insulated wiring are strictly an estimate. Several stations could possibly contain asbestos wiring. There is no data to indicate which stations actually have asbestos. Several are listed as possibly containing asbestos based on age of the station.

KU has 70 transmission substations. There is no data to indicate how many of them have asbestos wiring. It is being assumed that approximately 70%, or 49 stations might have asbestos wiring.

Pineville Ash Pond

ASH POND LOCATION	ACRES	COST PER ACRE	TOTAL ARO COST
KENTUCKY UTILITIES COMPANY			
GHENT	257	\$120,500.00	\$30,968,500.00
GHENT - GYPSUM STACK	50	\$120,500.00	\$6,025,000.00
GREEN RIVER	55	\$120,500.00	\$6,627,500.00
BROWN	126	\$120,500.00	\$15,183,000.00
BROWN AUX	30	\$120,500.00	\$3,615,000.00
TYRONE	9	\$120,500.00	\$1,084,500.00
PINEVILLE	10	\$120,500.00	\$1,205,000.00
LOUISVILLE GAS & ELECTRIC			
MILL CREEK	84	\$120,500.00	\$10,122,000.00
CANE RUN	55	\$120,500.00	\$6,627,500.00
TRIMBLE COUNTY	119	\$120,500.00	\$14,339,500.00

Pineville Generation Wells

Crescente, Angela

From: Fraley, Jeffrey
Sent: Thursday, December 15, 2011 3:55 PM
To: Crescente, Angela
Subject: FW: Deep Wells/Monitoring Wells/Testing Wells

Angela,
Here's the information for Brown, Tyrone, and Pineville. There are no wells at Haefling. All of these wells are monitoring wells except the two water wells at Tyrone.

Jeff

From: Beck, Dave
Sent: Thursday, December 15, 2011 1:36 PM
To: Fraley, Jeffrey
Cc: Greenwell, Sarah
Subject: RE: Deep Wells/Monitoring Wells/Testing Wells

Jeff - here is what I have found regarding wells. Sarah if you find something out other than what I have listed, please notify Jeff by the end of the day today. Thanks

EW Brown

Dix Dam Piezometers - 25
Main Ash Pond Piezometers - 72

Information from Arcadis Report
Information from CT Site Data Collection Sheets

Dix Dam = 25 X \$7,000
\$175,000

Tyrone

Ash Pond Piezometers - 3
Operator
Clear Water Wells - 2

Information from Roger Medina, Barry Currens, Tyrone

Tyrone = 5 X \$7,000 = \$35,000

Pineville

Piezometers - 2
David Millay

Information from MACTEC Report, page 3 sent from

Pineville = 2 X \$7 = \$14,000

From: Fraley, Jeffrey
Sent: Thursday, December 15, 2011 8:44 AM
To: Beck, Dave
Subject: FW: Deep Wells/Monitoring Wells/Testing Wells

From: Crescente, Angela

Sent: Wednesday, December 14, 2011 6:04 PM

To: Cosby, David; Wilkerson, Jason; Winkler, Michael; Rose, Bruce; Charnas, Shannon; Ehrler, Bob; Fendig, John; Wiseman, Sara; Faulkner, Danny; Didelot, Joe; Smith, Timothy (Trimble); Fraley, Jeffrey; Drake, Michael; Sumner, Brian; Jeger, Steve; Henry, Jim

Cc: Millay, David; Puckett, Paul

Subject: RE: Deep Wells/Monitoring Wells/Testing Wells

All:

Would there be any of these types of wells at Dix Dam, Ohio Falls, Paddy's Run, Pineville, Zorn, or Haefling? If so, who should I contact to receive this information?

Thanks,
Angela

From: Crescente, Angela

Sent: Wednesday, November 30, 2011 4:55 PM

To: Cosby, David; Wilkerson, Jason; Winkler, Michael; Rose, Bruce; Charnas, Shannon; Ehrler, Bob; Fendig, John; Wiseman, Sara; Faulkner, Danny; Didelot, Joe; Smith, Timothy; Fraley, Jeffrey; Drake, Michael; Sumner, Brian; Legler, Steve; Henry, Jim

Cc: Millay, David; Puckett, Paul

Subject: Deep Wells/Monitoring Wells/Testing Wells

All:

I just want to make sure I understand the different types of wells we have at our generating facilities and what each one of them are used for since they qualify as AROs due to the legal obligation to plug them upon retirement. Please feel free to correct me if I wind up misstating something.

Monitoring wells - Used to test the ground water to ensure that there are no environmental concerns in regards to landfills and/or ash ponds material entering the ground water.

Deep wells (aka production wells) - Used to pump water out of the ground to use in the boiler, etc.

Test wells (using piezometers) - Used to analyze the slope stability to ensure there are no leaks due to breaches in our landfills and/or ash ponds.

I have currently heard from Mill Creek, Cane Run, Ghent and Brown about how many monitoring wells and production wells they have at those plants. The estimated cost I have received for the closure/plugging of one of these wells is approximately \$7,000 each based on recent charges. I will need to know how many of these exist at the other plants and if the \$7,000 per well estimate seems reasonable for them as well. Please advise on whether or not monitoring wells and production wells would cost approximately the same per well.

It also appears I will need estimates for the test wells (using piezometers) in regards to how many we have per plant and how much it would cost to plug one of these type wells. I also understand that some of these wells may also exist at Dix Dam and Ohio Falls.

I copied David and Paul on this email as well because I heard that they may be able to help with these estimates.

I apologize for the quick turnaround as I know everyone is busy, but it would be greatly appreciated if you could send me this information by **Monday, December 3rd**. If these wells are deemed material enough to need AROs set up for them, this needs to be accomplished as soon as possible to ensure our financials are accurate.

Please feel free to contact me if you have any questions.

Thanks so much for your help,
Angela

Pineville Asbestos

8/4/2010

Pineville Unit 1 - 38 MW

35

Assumption: multiplier factor of 15% per 25MW of reduced unit capacity below 100 MW

	Base Cost	MW Multiplier	Adjustment	Total	No change since 2005 estimate.
		0.61			
Penthouse	365	222.65	142.35	222.7	
External Furnace	750	457.5	292.5	457.5	
Piping, External - Operating Floor up	250	152.5	97.5	152.5	
Pipe and Equipment, below Operating floor	400	244	156	244.0	
Ductwork, Equipment, Operating floor up	300	183	117	183.0	
Ductwork, under Operating floor	200	122	78	122.0	
Survey, Air Testing, Permits, etc.	100	61	39	61.0	
Contingency	400	244	156	244.0	
Coal Handling	0	0	0	0.0	
Total:	\$ 2,765.0	\$ 1,686.7	\$ 1,078.4	1686.7	

1,686,700.-

Trimble County Ash Pond

ASH POND LOCATION	ACRES	COST PER ACRE	TOTAL ARO COST
KENTUCKY UTILITIES COMPANY			
GHENT	257	\$120,500.00	\$30,968,500.00
GHENT - GYPSUM STACK	50	\$120,500.00	\$6,025,000.00
GREEN RIVER	55	\$120,500.00	\$6,627,500.00
BROWN	126	\$120,500.00	\$15,183,000.00
BROWN AUX	30	\$120,500.00	\$3,615,000.00
TYRONE	9	\$120,500.00	\$1,084,500.00
PINEVILLE	10	\$120,500.00	\$1,205,000.00
LOUISVILLE GAS & ELECTRIC			
MILL CREEK	84	\$120,500.00	\$10,122,000.00
CANE RUN	55	\$120,500.00	\$6,627,500.00
TRIMBLE COUNTY	119	\$120,500.00	\$14,339,500.00

Trimble County Coal Storage

COAL PILE LOCATION	ACRES	COST PER ACRE	TOTAL ARO COST
KENTUCKY UTILITIES COMPANY			
GHENT	47	\$18,500.00	\$869,500.00
GREEN RIVER	12	\$18,500.00	\$222,000.00
BROWN	5	\$18,500.00	\$92,500.00
TYRONE	4	\$18,500.00	\$74,000.00
LOUISVILLE GAS & ELECTRIC			
MILL CREEK	20	\$18,500.00	\$370,000.00
CANE RUN	18	\$18,500.00	\$333,000.00
TRIMBLE COUNTY	31	\$18,500.00	\$573,500.00

Trimble County Environmental Ponds

ENVIRONMENTAL POND LOCATION	ACRES	COST PER ACRE	TOTAL ARO COST
KENTUCKY UTILITIES COMPANY			
GHENT	7	\$120,500.00	\$843,500.00
LOUISVILLE GAS & ELECTRIC			
MILL CREEK	8	\$120,500.00	\$964,000.00
CANE RUN	7	\$120,500.00	\$843,500.00
TRIMBLE COUNTY	6	\$120,500.00	\$723,000.00

Trimble County Generation Wells

Crescente, Angela

From: Hudson, Rusty
Sent: Wednesday, December 28, 2011 10:41 AM
To: Crescente, Angela
Cc: Wiseman, Sara
Subject: FW: Deep Wells/Monitoring Wells/Testing Wells

From: Felder, Ryan
Sent: Wednesday, December 28, 2011 10:39 AM
To: Hudson, Rusty
Cc: Smith, Timothy (Trimble); Cuzick, Fred
Subject: RE: Deep Wells/Monitoring Wells/Testing Wells

Trimble County -
26 x \$7,000 =
\$182,000

We have 19 monitoring wells (1-19) that will remain open and tested. There are 3 production wells (A, B, and C) A will remain open for future use at water treatment, B has not been used but is tested bi-yearly, and C is going into production for the Unit 2 Scrubber. Test wells 1, 2a, 2b, and 3 are for the new ash landfill and will remain open.

Hope this helps.

Adam

Adam Raker, Lab Leader / Chemical Engineer
I.G&E and KU Services Company
Trimble County Station
adam.raker@lge-ku.com
O (502) 627-6204
P (502) 332-4672

From: Hudson, Rusty
Sent: Wednesday, December 28, 2011 9:39 AM
To: Smith, Timothy (Trimble)
Cc: Cuzick, Fred
Subject: FW: Deep Wells/Monitoring Wells/Testing Wells

Tim, if you could respond back to Angela as soon as you can, she is needing this information for their year-end asset retirement obligation valuation. Rusty

From: Crescente, Angela
Sent: Wednesday, December 14, 2011 6:01 PM
To: Smith, Timothy; Fraley, Jeffrey
Cc: 'Wiseman, Sara'
Subject: RE: Deep Wells/Monitoring Wells/Testing Wells

Tim and Jeff,

I don't believe I have received any responses to the number of wells at Tyrone and Trimble. If I have missed the responses, I apologize and please resend them to me. I understand there are three different types of wells (basically) with similar costs, so if I could receive the number of each type of well currently at the two plants, I can come up with an estimate. Please let me know if I should be contacting someone else for this information. It would be greatly appreciated if I could receive this information by Friday, December 16th.

Thanks so much,
Angela

From: Crescente, Angela
Sent: Wednesday, November 30, 2011 4:55 PM
To: Cosby, David; Wilkerson, Jason; Winkler, Michael; Rose, Bruce; Charnas, Shannon; Ehrler, Bob; Fendig, John; Wiseman, Sara; Faulkner, Danny; Didelot, Joe; Smith, Timothy; Fraley, Jeffrey; Drake, Michael; Sumner, Brian; Legler, Steve; Henry, Jim
Cc: Millay, David; Puckett, Paul
Subject: Deep Wells/Monitoring Wells/Testing Wells

All:

I just want to make sure I understand the different types of wells we have at our generating facilities and what each one of them are used for since they qualify as AROs due to the legal obligation to plug them upon retirement. Please feel free to correct me if I wind up misstating something.

Monitoring wells - Used to test the ground water to ensure that there are no environmental concerns in regards to landfills and/or ash ponds material entering the ground water.

Deep wells (aka production wells) - Used to pump water out of the ground to use in the boiler, etc.

Test wells (using piezometers) - Used to analyze the slope stability to ensure there are no leaks due to breaches in our landfills and/or ash ponds.

I have currently heard from Mill Creek, Cane Run, Ghent and Brown about how many monitoring wells and production wells they have at those plants. The estimated cost I have received for the closure/plugging of one of these wells is approximately \$7,000 each based on recent charges. I will need to know how many of these exist at the other plants and if the \$7,000 per well estimate seems reasonable for them as well. Please advise on whether or not monitoring wells and production wells would cost approximately the same per well.

It also appears I will need estimates for the test wells (using piezometers) in regards to how many we have per plant and how much it would cost to plug one of these type wells. I also understand that some of these wells may also exist at Dix Dam and Ohio Falls.

I copied David and Paul on this email as well because I heard that they may be able to help with these estimates.

I apologize for the quick turnaround as I know everyone is busy, but it would be greatly appreciated if you could send me this information by **Monday, December 3rd**. If these wells are deemed material enough to need AROs set up for them, this needs to be accomplished as soon as possible to ensure our financials are accurate.

Please feel free to contact me if you have any questions.

Thanks so much for your help,
Angela

KU Transmission Bushings

Bushings

12/29/2011

KU

Transformer mfg <=1979
 breakers mfg <=1979
 PT (Potential transformers) <
 CT (Current transformers) <=

	No. of bushings
Transformer mfg <=1979	49
breakers mfg <=1979	408
PT (Potential transformers) <	235
CT (Current transformers) <=	70
KU Total	3047

$2742 \times 35\% \times 1000 = 1,959,700$
 $305 \times 35\% \times 500 = 53,375$
1,013,075

LGE

Transformer mfg <=1979
 breakers mfg <=1979
 PT (Potential transformers) <
 CT (Current transformers) <=

Transformer mfg <=1979	24
breakers mfg <=1979	221
PT (Potential transformers) <	80
CT (Current transformers) <=	30
LGE Total	1580

$1470 \times 35\% \times 1000 = 514,500$
 $110 \times 35\% \times 500 = 19,250$
533,750

Company Total 4627

Average bushings/year:
 (bushings changed out
 would be <= 1979)

breakers
 transformers
 PT's/CT's

number	bushings
30	180
1	6
12	12
Company total bushings/year	198

approx KU bushings/yr 150
 approx LGE bushings/yr 48

Tyrone Ash Pond

ASH POND LOCATION	ACRES	COST PER ACRE	TOTAL ARO COST
KENTUCKY UTILITIES COMPANY			
GHENT	257	\$120,500.00	\$30,968,500.00
GHENT - GYPSUM STACK	50	\$120,500.00	\$6,025,000.00
GREEN RIVER	55	\$120,500.00	\$6,627,500.00
BROWN	126	\$120,500.00	\$15,183,000.00
BROWN AUX	30	\$120,500.00	\$3,615,000.00
TYRONE	9	\$120,500.00	\$1,084,500.00 ✓
PINEVILLE	10	\$120,500.00	\$1,205,000.00
LOUISVILLE GAS & ELECTRIC			
MILL CREEK	84	\$120,500.00	\$10,122,000.00
CANE RUN	55	\$120,500.00	\$6,627,500.00
TRIMBLE COUNTY	119	\$120,500.00	\$14,339,500.00

Tyrone Chemical Storage

#	Material	Maximum Amount (gallons)	Location/Comments
---	----------	--------------------------	-------------------

Average % Remaining in Tank	QTY Remaining	Per gal/fee	Disposal Cost
-----------------------------	---------------	-------------	---------------

Oil Storage Tanks (T) and Portable Containers Storage Areas (PA)

Fuels & Coalyard Areas

T-1	Diesel/Fuel Oil #2	500,000	Outside, aboveground storage tank, steel, uphill of warehouse and parking lot, earthen bermed, storm water valved & drains to oil-water separator
T-2	Diesel/Fuel Oil #2	14,000	Outside, underground storage tank, steel (single wall, cathodic protection) adjacent to main building, monitored daily
T-3		50,000	Outside, AST, Steel, double-wall, parking lot adjacent substation, curbed truck unloading area, drains to oil-water separator
T-4	Diesel/Fuel Oil #2	50,000	

2%	10000	0.87	\$8,700.00
2%	280	0.87	\$243.60
2%	1000	0.87	\$870.00
2%	1000	0.87	\$870.00

Steam Plant Areas

T-6	Turbine Clean/Dirty Oil	3,500	Steel storage tank, internal partitioned/halved, area drains to plant sumps which drain to oil/water separator (same drainage)
T-7		3,500	

2%	70	0.87	\$60.90
2%	70	0.87	\$60.90

\$10,805.40

Chemicals - Toxic, Hazardous, or Bulk Materials

Chemicals - Water Treatment (Boiler-Demineralizer-Service-Circulating)

C-4	Klaraid-CDP#1 GE-Betz Poly-Sol'n	500	Steel tank inside basement near precipitator
C-7	Sodium Hydroxide (caustic soda)	10,000	Outside, aboveground storage tank, steel, adjacent main building, concrete bermed, stormwater valved & drains to oil-water separator

5%	25	0.87	\$21.75
5%	500	0.87	\$435.00

\$456.75

Tyrone Coal Storage

COAL PILE LOCATION	ACRES	COST PER ACRE	TOTAL ARO COST
--------------------	-------	---------------	----------------

KENTUCKY UTILITIES COMPANY			
----------------------------	--	--	--

GHENT	47	\$18,500.00	\$869,500.00
GREEN RIVER	12	\$18,500.00	\$222,000.00
BROWN	5	\$18,500.00	\$92,500.00
TYRONE	4	\$18,500.00	\$74,000.00

LOUISVILLE GAS & ELECTRIC			
---------------------------	--	--	--

MILL CREEK	20	\$18,500.00	\$370,000.00
CANE RUN	18	\$18,500.00	\$333,000.00
TRIMBLE COUNTY	31	\$18,500.00	\$573,500.00

Tyrone Generation Wells

Crescente, Angela

From: Fraley, Jeffrey
Sent: Thursday, December 15, 2011 3:55 PM
To: Crescente, Angela
Subject: FW: Deep Wells/Monitoring Wells/Testing Wells

Angela,
Here's the information for Brown, Tyrone, and Pineville. There are no wells at Haefling. All of these wells are monitoring wells except the two water wells at Tyrone.

Jeff

From: Beck, Dave
Sent: Thursday, December 15, 2011 1:36 PM
To: Fraley, Jeffrey
Cc: Greenwell, Sarah
Subject: RE: Deep Wells/Monitoring Wells/Testing Wells

Jeff - here is what I have found regarding wells. Sarah if you find something out other than what I have listed, please notify Jeff by the end of the day today. Thanks

EW Brown
Dix Dam Piezometers - 25
Main Ash Pond Piezometers - 72

Information from Arcadis Report
Information from CT Site Data Collection Sheets

Dix Dam = 25 X \$7,000 = \$175,000

Tyrone
Ash Pond Piezometers - 3
Operator
Clear Water Wells - 2

Information from Roger Medina, Barry Currens, Tyrone

Tyrone = 5 X \$7,000 = \$35,000

Pineville
Piezometers - 2
David Millay

Information from MACTEC Report, page 3 sent from

Pineville = 2 X \$7 = \$14,000

From: Fraley, Jeffrey
Sent: Thursday, December 15, 2011 8:44 AM
To: Beck, Dave
Subject: FW: Deep Wells/Monitoring Wells/Testing Wells

From: Crescente, Angela
Sent: Wednesday, December 14, 2011 6:04 PM
To: Cosby, David; Wilkerson, Jason; Winkler, Michael; Rose, Bruce; Charnas, Shannon; Ehrler, Bob; Fendig, John; Wiseman, Sara; Faulkner, Danny; Didelot, Joe; Smith, Timothy (Trimble); Fraley, Jeffrey; Drake, Michael; Sumner, Brian; Legler, Steve; Henry, Jim
Cc: Millay, David; Puckett, Paul
Subject: RE: Deep Wells/Monitoring Wells/Testing Wells

All:

Would there be any of these types of wells at Dix Dam, Ohio Falls, Paddy's Run, Pineville, Zorn, or Haefling? If so, who should I contact to receive this information?

Thanks,
Angela

From: Crescente, Angela
Sent: Wednesday, November 30, 2011 4:55 PM
To: Cosby, David; Wilkerson, Jason; Winkler, Michael; Rose, Bruce; Charnas, Shannon; Ehrler, Bob; Fendig, John; Wiseman, Sara; Faulkner, Danny; Didelot, Joe; Smith, Timothy; Fraley, Jeffrey; Drake, Michael; Sumner, Brian; Legler, Steve; Henry, Jim
Cc: Millay, David; Puckett, Paul
Subject: Deep Wells/Monitoring Wells/Testing Wells

All:

I just want to make sure I understand the different types of wells we have at our generating facilities and what each one of them are used for since they qualify as AROs due to the legal obligation to plug them upon retirement. Please feel free to correct me if I wind up misstating something.

Monitoring wells - Used to test the ground water to ensure that there are no environmental concerns in regards to landfills and/or ash ponds material entering the ground water.

Deep wells (aka production wells) - Used to pump water out of the ground to use in the boiler, etc.

Test wells (using piezometers) - Used to analyze the slope stability to ensure there are no leaks due to breaches in our landfills and/or ash ponds.

I have currently heard from Mill Creek, Cane Run, Ghent and Brown about how many monitoring wells and production wells they have at those plants. The estimated cost I have received for the closure/plugging of one of these wells is approximately \$7,000 each based on recent charges. I will need to know how many of these exist at the other plants and if the \$7,000 per well estimate seems reasonable for them as well. Please advise on whether or not monitoring wells and production wells would cost approximately the same per well.

It also appears I will need estimates for the test wells (using piezometers) in regards to how many we have per plant and how much it would cost to plug one of these type wells. I also understand that some of these wells may also exist at Dix Dam and Ohio Falls.

I copied David and Paul on this email as well because I heard that they may be able to help with these estimates.

I apologize for the quick turnaround as I know everyone is busy, but it would be greatly appreciated if you could send me this information by **Monday, December 3rd**. If these wells are deemed material enough to need AROs set up for them, this needs to be accomplished as soon as possible to ensure our financials are accurate.

Please feel free to contact me if you have any questions.

Thanks so much for your help,
Angela

Tyrone Oil Storage

#	Material	Maximum Amount (gallons)	Location/Comments
---	----------	--------------------------	-------------------

Average % Remaining in Tank	QTY Remaining	Per gal/fee	Disposal Cost
-----------------------------	---------------	-------------	---------------

Oil Storage Tanks (T) and Portable Containers Storage Areas (PA)

Fuels & Coal yard Areas

T-1	Diesel/Fuel Oil #2	500,000	Outside, aboveground storage tank, steel, uphill of warehouse and parking lot, earthen bermed, storm water valved & drains to oil-water separator
T-2	Diesel/Fuel Oil #2	14,000	Outside, underground storage tank, steel (single wall, cathodic protection) adjacent to main building, monitored daily
T-3	Diesel/Fuel Oil #2	50,000	Outside, AST, Steel, double-wall, parking lot adjacent substation, curbed truck unloading area, drains to oil-water separator
T-4		50,000	

2%	10000	0.87	\$8,700.00
2%	280	0.87	\$243.60
2%	1000	0.87	\$870.00
2%	1000	0.87	\$870.00

Steam Plant Areas

T-6	Turbine Clean/Dirty Oil	3,500	Steel storage tank, internal partitioned/halved, area drains to plant sumps which drain to oil/water separator (same drainage)
T-7		3,500	

2%	70	0.87	\$60.90
2%	70	0.87	\$60.90

\$10,805.40

Chemicals - Toxic, Hazardous, or Bulk Materials

Chemicals – Water Treatment (Boiler-Demineralizer-Service-Circulating)

C-4	Klaraid-CDP#1 GE-Betz Poly-Sol'n	500	Steel tank inside basement near precipitator
C-7	Sodium Hydroxide (caustic soda)	10,000	Outside, aboveground storage tank, steel, adjacent main building, concrete bermed, stormwater valved & drains to oil-water separator

5%	25	0.87	\$21.75
5%	500	0.87	\$435.00

\$456.75

Tyrone Asbestos

Revised 8-5-10

Assumption: multiplier factor of 15% per 25MW of reduced unit capacity below 100 MW

Tyrone Unit 1 - 30 MW

30

	Base Cost	MW		Total
		Multiplier	Adjustments	
		0.58		
Penthouse	365	211.7	153.3	211.7
External Furnace	750	435	315	435.0
Piping, External - Operating Floor up	250	145	105	145.0
Pipe and Equipment, below Operating floor	400	232	168	232.0
Ductwork, Equipment, Operating floor up	300	174	126	174.0
Ductwork, under Operating floor	200	116	84	116.0
Survey, Air Testing, Permits, etc.	100	58	42	58.0
Contingency	400	232	168	232.0
Coal Handling	0	0	0	0.0
Total:	\$ 2,765.0	\$ 1,603.7	\$ 1,161.3	1603.7

Tyrone Unit 2 - 30 MW

30

	Base Cost	MW		Total
		Multiplier	Adjustments	
		0.58		
Penthouse	365	211.7	153.3	211.7
External Furnace	750	435	315	435.0
Piping, External - Operating Floor up	250	145	105	145.0
Pipe and Equipment, below Operating floor	400	232	168	207.0 LP heater abatement/conversion and Misc removal
Ductwork, Equipment, Operating floor up	300	174	126	174.0
Ductwork, under Operating floor	200	116	84	116.0
Survey, Air Testing, Permits, etc.	100	58	42	58.0
Contingency	400	232	168	232.0
Coal Handling	0	0	0	0.0
Total:	\$ 2,765.0	\$ 1,603.7	\$ 1,161.3	1578.7

Tyrone Unit 3 - 75 MW

75

	Base Cost (100MW)	MW		Total
		Multiplier	Adjustments	
		0.85		
Penthouse	365	310.25	54.75	279.2 Boiler #5 penthouse internals abated.
External Furnace	750	637.5	112.5	491.7 Eco./dead air space/furnace wall abatement
Piping, External - Operating Floor up	250	212.5	37.5	212.5
Pipe and Equipment, below Operating floor	400	340	60	340.0
Ductwork, Equipment, Operating floor up	300	255	45	255.0
Ductwork, under Operating floor	200	170	30	170.0
Survey, Air Testing, Permits, etc.	100	85	15	85.0
Contingency	400	340	60	340.0
Coal Handling	0	0	0	0.0
Total:	\$ 2,765.0	\$ 2,350.3	\$ 414.8	2173.4

Kentucky Utilities Company
 Depreciation Rates Utilized Subsequent to the Adoption of SFAS No. 143

Facility Name	Asset #	Asset Description	Pre SFAS 143 Depreciation Rate as of 12/31/02	Post SFAS 143 Depreciation Rate as of 1/1/03
BROWN CT TRANSMISSION SUBSTATION	114313AROP	GSU 130MVA XFRM 3P.GOO53	2.21%	2.21%
BROWN CT TRANSMISSION SUBSTATION	123128AROP	GSU 130 MVA XFMR G0054, 145-13 KV, 3P	2.21%	2.21%
BROWN CT TRANSMISSION SUBSTATION	137939AROP	GSU TRANSF. 130MVA,13.8KV,3P,ABB,S/N:LNMS9612	2.21%	2.21%
BROWN CT TRANSMISSION SUBSTATION	137940AROP	GSU TRANSF. 130MVA,13.8KV,3P,ABB,S/N:LNMS9611	2.21%	2.21%
BROWN CT TRANSMISSION SUBSTATION	142246AROP	GSU POWER TRANSFORMER- CT 6	2.21%	2.21%
BROWN CT TRANSMISSION SUBSTATION	142247AROP	GSU POWER TRANSFORMER - CT 7	2.21%	2.21%
BROWN NORTH TRANSMISSION SUBSTATION	062433AROP	GSU MCGRAW EDISON 450 MVA 30 POWER TRANSFORMER	2.21%	2.21%
BROWN PLANT TRANSMISSION SUBSTATION	058941AROP	GSU WEST TRANSFORMER, MAIN POWER, 120000 KVA, 30 13800	2.21%	2.21%
BROWN PLANT TRANSMISSION SUBSTATION	059009AROP	GSU GE TRANSFORMER, FDA-T-60 1850,000KVA-138,000KVA	2.21%	2.21%
E W BROWN CT UNIT 11	PIP2BRAROC	AROC - CT FUEL OIL PIPING	0.00%	3.55%
E W BROWN CT UNIT 9	114355AROC	AROC - CT9 FUEL OIL TANKS	0.00%	3.39%
E W BROWN CT UNIT 9	114355AROP	FUEL TANK/BERM&LINER	3.39%	3.39%
E W BROWN STEAM UNIT 1	101524AROC	AROC - BR 1 COAL STORAGE	0.00%	2.25%
E W BROWN STEAM UNIT 1	101524AROP	COAL STORAGE	2.90%	2.90%
E W BROWN STEAM UNIT 1	114424AROC	AROC - ASH POND	0.00%	2.25%
E W BROWN STEAM UNIT 1	114424AROP	ASH POND	2.90%	2.90%
E W BROWN STEAM UNIT 1	COALBRAROC	AROC - COAL PILE RETENTION POND	0.00%	2.25%
E W BROWN STEAM UNIT 3	102462AROC	AROC - BR 3 FUEL OIL TANKS	0.00%	3.39%
E W BROWN STEAM UNIT 3	102462AROP	FUEL OIL STORAGE TANK	3.91%	3.91%
E W BROWN STEAM UNIT 3	132682AROC	AROC - BR3 SEWAGE TREATMENT PLANT	0.00%	3.39%
E W BROWN STEAM UNIT 3	132682AROP	SEPTIC TANK	3.91%	3.91%
E W BROWN STEAM UNIT 3	1763547AROP	GSU CT5 TRANSFORMER	2.21%	2.21%
E W BROWN STEAM UNIT 3	PIPBRAROC	AROC - STATION FUEL OIL PIPING	0.00%	3.39%
E W BROWN STEAM UNIT 3	RADBRAROC	AROC - RADIATION SOURCES	0.00%	3.39%
GHENT PLANT TRANSMISSION SUBSTATION	063991AROC	AROC - GH4 GSU TRANSFORMER	0.00%	1.90%
GHENT PLANT TRANSMISSION SUBSTATION	063991AROP	GSU MAIN POWER TRANSFORMER	2.21%	2.21%
GHENT PLANT TRANSMISSION SUBSTATION	064114AROC	AROC - GH1 GSU TRANSFORMER	0.00%	1.90%
GHENT PLANT TRANSMISSION SUBSTATION	064114AROP	GSU MAIN POWER TRANSF. COMPLETE W/ACCESS., 550MVA,30,	2.21%	2.21%
GHENT PLANT TRANSMISSION SUBSTATION	064115AROC	AROC - GH2 GSU TRANSFORMER	0.00%	1.90%
GHENT PLANT TRANSMISSION SUBSTATION	064115AROP	GSU MAIN POWER TRANSF.540MVA	2.21%	2.21%
GHENT PLANT TRANSMISSION SUBSTATION	1732720AROC	AROC - GH SPARE GSU TRANSFORMER	0.00%	1.90%
GHENT PLANT TRANSMISSION SUBSTATION	1732720AROP	GSU 145/18KV,600 MVA TRANSFORMER SPARE	2.21%	2.21%

Kentucky Utilities Company
 Depreciation Rates Utilized Subsequent to the Adoption of SFAS No. 143

Facility Name	Asset #	Asset Description	Pre SFAS 143 Depreciation Rate as of 12/31/02	Post SFAS 143 Depreciation Rate as of 1/1/03
GHENT PLANT TRANSMISSION SUBSTATION	1732740AROC	AROC - GH3 GSU TRANSFORMER	0.00%	1.90%
GHENT PLANT TRANSMISSION SUBSTATION	1732740AROP	GSU 345/21KV,605 MVA TRANSFORMER GHENT 3	2.21%	2.21%
GHENT UNIT 1	104329AROC	AROC - COAL STORAGE	0.00%	2.82%
GHENT UNIT 1	104329AROP	ADDITION TO COAL YARD BASE	3.12%	3.12%
GHENT UNIT 1	104352AROC	AROC - SEWAGE TREATMENT PLANT	0.00%	2.82%
GHENT UNIT 1	104352AROP	SEWER SYSTEM AND SEWAGE TREATING PLANT	3.12%	3.12%
GHENT UNIT 1	104400AROC	AROC - UG TANK COAL YARD	0.00%	2.82%
GHENT UNIT 1	104400AROP	100,000 GAL. OIL TANK, COMPLETE	3.12%	3.12%
GHENT UNIT 1 SCRUBBER	133299AROC	AROC - GYPSUM STACK	0.00%	5.11%
GHENT UNIT 1 SCRUBBER	133299AROP	GYPSUM STACK DECANT STRUCTURE	5.67%	5.67%
GHENT UNIT 2	104973AROC	AROC - STATION FUEL OIL PIPING	0.00%	1.49%
GHENT UNIT 2	104973AROP	FUEL OIL PIPING	1.84%	1.84%
GHENT UNIT 4	105544AROC	AROC - CHEMICAL TANKS GH4	0.00%	1.93%
GHENT UNIT 4	105544AROP	CHEMICAL FEED TANK	2.16%	2.16%
GHENT UNIT 4	133391AROC	AROC - ASH POND GH4	0.00%	1.93%
GHENT UNIT 4	133391AROP	ASH POND (WET OR DRY)	2.16%	2.16%
GHENT UNIT 4	RADGHAROC	AROC - RADIATION SOURCES	0.00%	1.93%
GREEN RIVER PLANT TRANSMISSION SUBSTATION	045084AROC	AROC - GR3 GSU TRANSFORMER	0.00%	1.90%
GREEN RIVER PLANT TRANSMISSION SUBSTATION	045084AROP	GSU G.E. POWER TRANSFORMER 48000/64000/8000 KVA 30	2.21%	2.21%
GREEN RIVER PLANT TRANSMISSION SUBSTATION	045085AROC	AROC - GSU SPARE TRANSFORMER	0.00%	1.90%
GREEN RIVER PLANT TRANSMISSION SUBSTATION	045085AROP	GSU G.E. TYPE OA/FA/FA-T AUTO TRANSFORMER 60000/80000/	2.21%	2.21%
GREEN RIVER PLANT TRANSMISSION SUBSTATION	045207AROC	AROC - G1-2 GSU TRANSFORMER	0.00%	1.90%
GREEN RIVER PLANT TRANSMISSION SUBSTATION	045207AROP	GSU TRANSF. 12500KVA,69000/13200KV, TYPE H-60,W91,2,3,	2.21%	2.21%
GREEN RIVER PLANT TRANSMISSION SUBSTATION	045281AROC	AROC - GR4 GSU TRANSFORMER	0.00%	1.90%
GREEN RIVER PLANT TRANSMISSION SUBSTATION	045281AROP	GSU 3 OHM TRANSFORMER 120/134.4MVA	2.21%	2.21%
GREEN RIVER UNIT 4	103939AROC	AROC - OIL STORAGE TANKS	0.00%	2.32%
GREEN RIVER UNIT 4	103939AROP	500,000 GALLON TANK	3.10%	3.10%
GREEN RIVER UNIT 4	132623AROC	AROC - SEWAGE TREATMENT PLANT	0.00%	2.32%
GREEN RIVER UNIT 4	132623AROP	SEWAGE LIFT STATION PUMP AND M	3.10%	3.10%
GREEN RIVER UNIT 4	HAZGRAROC	AROC - HAZARDOUS MATERIAL TANK	0.00%	2.32%

Kentucky Utilities Company
 Depreciation Rates Utilized Subsequent to the Adoption of SFAS No. 143

Facility Name	Asset #	Asset Description	Pre SFAS 143 Depreciation Rate as of 12/31/02	Post SFAS 143 Depreciation Rate as of 1/1/03
GREEN RIVER UNIT 4	MERCGRAROC	AROC - MERCURY SOURCES	0.00%	2.32%
GREEN RIVER UNIT 4	NUCGRAROC	AROC - NUCLEAR SOURCE	0.00%	2.32%
GREEN RIVER UNITS 1 & 2	102983AROC	AROC - ASH POND	0.00%	0.89%
GREEN RIVER UNITS 1 & 2	102983AROP	SLUDGE POND FOR S02 SCRUBBER	1.71%	1.71%
GREEN RIVER UNITS 1 & 2	103022AROC	AROC - COAL STORAGE	0.00%	0.89%
GREEN RIVER UNITS 1 & 2	103022AROP	DRAINAGE SYSTEM AROUND COAL YARD	1.71%	1.71%
GREEN RIVER UNITS 1 & 2	103234AROC	AROC - LIMESTONE SILO	0.00%	0.89%
GREEN RIVER UNITS 1 & 2	103234AROP	500 TON LIME STORAGE BIN	1.71%	1.71%
GREEN RIVER UNITS 1 & 2	1706389AROC	AROC - UNDERGROUND TANKS 1& 2	0.00%	0.89%
GREEN RIVER UNITS 1 & 2	1706389AROP	CAUSTIC STORAGE TANK	1.71%	1.71%
SYSTEM LABORATORY	LABBRAROC	AROC - LAB	0.00%	4.22%
TYRONE PLANT TRANSMISSION SUBSTATION	051476AROP	GSU TRANSFORMER, 12,500KVA, 39830/69000Y T106	2.21%	2.21%
TYRONE PLANT TRANSMISSION SUBSTATION	051477AROP	GSU TRANSFORMER, 12,500KVA, 39830/69000Y T107	2.21%	2.21%
TYRONE PLANT TRANSMISSION SUBSTATION	051478AROP	GSU TRANSFORMER, 12,500KVA, 39830/69000Y T109	2.21%	2.21%
TYRONE PLANT TRANSMISSION SUBSTATION	051480AROP	GSU TRANSFORMER, 12,500KVA, 39830/69000Y B-99	2.21%	2.21%
TYRONE PLANT TRANSMISSION SUBSTATION	051481AROP	GSU TRANSFORMER, 12,500KVA, 39830/69000Y B-100	2.21%	2.21%
TYRONE PLANT TRANSMISSION SUBSTATION	051482AROP	GSU TRANSFORMER, 12,500KVA, 39830/69000Y B-101	2.21%	2.21%
TYRONE PLANT TRANSMISSION SUBSTATION	051486AROP	GSU TRANSFORMER, G.E. 80000KVA 13200 69000VOLTS #G-2	2.21%	2.21%
TYRONE PLANT TRANSMISSION SUBSTATION	051487AROP	GSU TRANSFORMER, G.E. 6,250 KVA 69000Y/24000	2.21%	2.21%
TYRONE UNIT 3	101197AROC	AROC - COAL STORAGE	0.00%	1.03%
TYRONE UNIT 3	101197AROP	COAL STORAGE AREA	2.13%	2.13%
TYRONE UNIT 3	101251AROC	AROC - SEWAGE TREATMENT PLANT	0.00%	1.03%
TYRONE UNIT 3	101251AROP	SEWAGE TREATMENT PLANT	2.13%	2.13%
TYRONE UNIT 3	101281AROC	AROC - ASH POND	0.00%	1.03%
TYRONE UNIT 3	101281AROP	ASH BASIN LINE	2.13%	2.13%
TYRONE UNIT 3	101358AROC	AROC - SVC WATER PUMP STATION	0.00%	1.03%
TYRONE UNIT 3	101358AROP	WESTINGHOUSE CIRCULATING WATER PUMPS, VERTICAL FLO	2.13%	2.13%
TYRONE UNIT 3	122567AROC	AROC - FUEL OIL TANKS	0.00%	1.03%
TYRONE UNIT 3	122567AROP	FUEL OIL STORAGE TANK-550 GALL	2.13%	2.13%
TYRONE UNIT 3	MERCYAROC	AROC - MERCURY SOURCES	0.00%	1.03%
TYRONE UNIT 3	PIPTYAROC	AROC - STATION FUEL OIL PIPING	0.00%	1.03%
TYRONE UNITS 1 & 2	100858AROC	AROC - FUEL OIL TANKS UNIT 1	0.00%	1.03%
TYRONE UNITS 1 & 2	100858AROP	14000 GAL FUEL OIL TANK	2.13%	2.13%

KENTUCKY UTILITIES COMPANY

CASE NO. 2012-00221

**Response to Commission Staff's First Request for Information
Dated June 15, 2012**

Question No. 55

Responding Witness: Lonnie E. Bellar

Q-55. Provide the following information concerning the costs for the preparation of this case:

- a. A detailed schedule of expenses incurred to date for the following categories:
 - (1) Accounting;
 - (2) Engineering;
 - (3) Legal;
 - (4) Consultants; and
 - (5) Other Expenses (Identify separately).

For each category, the schedule should include the date of each transaction, check number or other document reference, the vendor, the hours worked, the rates per hour, amount, a description of the services performed, and the account number in which the expenditure was recorded. Provide copies of any invoices, contracts, or other documentation that support charges incurred in the preparation of this rate case. Indicate any costs incurred for this case that occurred during the test year.

- b. An itemized estimate of the total cost to be incurred for this case. Expenses should be broken down into the same categories as identified in (a) above, with an estimate of the hours to be worked and the rates per hour. Include a detailed explanation of how the estimate was determined, along with all supporting workpapers and calculations.
 - c. During the course of this proceeding, provide monthly updates of the actual costs incurred, in the manner requested in (a) above. Updates will be due the last business day of each month, through the month of the public hearing.
- A-55.
- a. See attached. The Company has transitioned to all-electronic billing through Serengeti for outside legal services and no longer receives paper invoices. Therefore, supporting documentation from Serengeti is provided in the attachment that includes the above requested information for legal services.
 - b. See attached.
 - c. The Company will provide monthly updates as requested.

KENTUCKY UTILITIES COMPANY
CASE NO. 2012-00221

Schedule of Rate Case Preparation Costs

Response to Commission's Order
Dated June 15, 2012

Question No. 55(a)

Responding Witness: Lonnie E. Bellar

Date	Invoice #	Vendor Name	Hours (1)	Rate/Hr	Amount	Description	Account
4-Apr-12	710455	STOLL KEENON OGDEN PLLC	4.05	346.50	1,403.33	Professional Services	182335
20-Apr-12	712685	STOLL KEENON OGDEN PLLC	43.36	289.80	12,566.45	Professional Services	182335
11-May-12	716506	STOLL KEENON OGDEN PLLC	84.13	254.51	21,412.09	Professional Services	182335
		SUBTOTAL LEGAL OUTSIDE COUNSEL KU ELECTRIC			35,381.87		
		TOTAL LEGAL OUTSIDE COUNSEL KU ELECTRIC			35,381.87		182335
16-Apr-12	420121	THE PRIME GROUP LLC	12.96	177.08	2,295.00	Cost of service and rate design development	182335
4-May-12	520121	THE PRIME GROUP LLC	81.54	169.85	13,849.61	Cost of service and rate design development	182335
11-May-12	FINANC043012	FINANCIAL CONCEPTS AND APPLICATIONS INC	5.40	381.20	2,058.48	Research, analysis and testimony preparation	182335
		SUBTOTAL CONSULTANTS KU ELECTRIC			18,203.09		
		TOTAL CONSULTANTS KU ELECTRIC			18,203.09		182335
		TOTAL RATE CASE EXPENSES @ 05/31/2012			53,584.96		182335

Note (1) - Hours are calculated based on information provided on the billing statement.

INVOICE

Invoice Information

Firm/Vendor: Stoll Keenon Ogden
Office: Payment Address
Invoice Number: 710455
Date of Invoice: 02/29/2012
Billing Period: 01/12/2012 - 01/23/2012
Date Posted: 02/29/2012
Invoice Description/Comment: 2012 KY Base Rate Case

Amount Approved

Approved Total **\$2,598.75**
Invoice Currency: **USD**
Date Approved: 04/04/2012
Final Approver: Dot O'Brien
Approved Fees \$2,598.75
Approved Expenses \$0.00
Comments to AP: LEGAL SERVICES

Accounting Code Allocations

<u>Cost Center</u>	<u>GL Account</u>	<u>Expense Type</u>	<u>Amount</u>	<u>Percentage</u>	<u>Comment</u>
125973	KU RC-EL 2012	0321 026900	\$1,403.33	54%	
125974	LGE RC- GS 2012	0321 026900	\$293.66	11.3%	
125975	LGE RC-EL 2012	0321 026900	\$901.77	34.7%	

Vendor Address & Tax Information in Serengeti Tracker

Stoll Keenon Ogden
Post Office Box 11969
Lexington, Kentucky 40509

Tel: 502-333-6000
Fax: 502-333-6099

Remittance Address

Same as mail address
Vendor Tax ID: 61-0421389
VAT ID: -
GST ID: -
HST ID: -

PST ID: –

Amount Billed

Billed Total **\$2,598.75**
Invoice Currency: USD
Billed Fees \$2,598.75
Billed Expenses \$0.00

Approval History

<u>User</u>	<u>Action</u>	<u>Date</u>	<u>Amount</u>	<u>Comment</u>
Amy Smith	Posted	02/29/2012	\$2,598.75	
Kathy Wilson	Approved	02/29/2012	\$2,598.75	
Allyson Sturgeon	Approved	03/01/2012	\$2,598.75	
Dot O'Brien	Approved	03/29/2012	\$2,598.75	
Kathy Wilson	AP Reviewed	04/04/2012	\$2,598.75	
Kathy Wilson	AP Batch Run	04/04/2012	\$2,598.75	Batch ID: 001000098 (Sent to AP: 04/04/2012 6:45:25 AM)

Additional Financial Information

Oracle Vendor Number: 40033
Vendor Pay Site: PY-LEXINGTON
Name of Invoice File in .Zip: Stoll Keenon Ogden - 710455.html
Comments to Firm:
AP Route: Default AP Route

Matter Information

Matter Name (Short): 2012 Rate Case Kentucky
Company File No.: 30432
Lead Company Person: Sturgeon, Allyson
Organizational Unit: LKE > KU and LG&E > Corporate
Practice Group: LKE Legal > Regulatory > State
Law Firm Matter No.: 142301
Country (in Matter): United States

Invoice Line Items:

<u>Date</u>	<u>Description</u>	<u>Narrative</u>	<u>Timekeeper</u>	<u>Units</u>	<u>Rate</u>	<u>Adjust</u>	<u>Amount</u>
-------------	--------------------	------------------	-------------------	--------------	-------------	---------------	---------------

02/28/2012 -	Discounted Fee Arrangement - Law Firm - Fee								
01/12/2012 -	Prepare for and attend meeting at LG&E/KU with Ms. Sturgeon and others re 2012 rate case.	Riggs, Kendrick	3	\$385.00					\$1,155.00
01/20/2012 -	Prepare for and attend meeting at LG&E/KU with Ms. Sturgeon and others re rate case strategy issues.	Riggs, Kendrick	1.5	\$385.00					\$577.50
01/23/2012 -	Prepare for and attend meeting at LG&E/KU with Ms. Sturgeon and regulatory business group re rate case; follow-up on same.	Riggs, Kendrick	3	\$385.00					\$1,155.00

INVOICE

Invoice Information

Firm/Vendor: Stoll Keenon Ogden
Office: Payment Address
Invoice Number: 712685
Date of Invoice: 03/13/2012
Billing Period: 02/07/2012 - 02/27/2012
Date Posted: 03/16/2012
Invoice Description/Comment: 2012 KY Base Rate Case

Amount Approved

Approved Total **\$23,271.20**
Invoice Currency: **USD**
Date Approved: 04/20/2012
Final Approver: Dot O'Brien
Approved Fees \$23,109.39
Approved Expenses \$161.81
Comments to AP: LEGAL SERVICES

Accounting Code Allocations

<u>Cost Center</u>	<u>GL Account</u>	<u>Expense Type</u>	<u>Amount</u>	<u>Percentage</u>	<u>Comment</u>
125973	KU RC-EL 2012	0321 026900	\$12,566.45	54%	
125974	LGE RC- GS 2012	0321 026900	\$2,629.65	11.3%	
125975	LGE RC-EL 2012	0321 026900	\$8,075.11	34.7%	

Vendor Address & Tax Information in Serengeti Tracker

Stoll Keenon Ogden
Post Office Box 11969
Lexington, Kentucky 40509

Tel: 502-333-6000
Fax: 502-333-6099

Remittance Address

Same as mail address
Vendor Tax ID: 61-0421389
VAT ID: -
GST ID: -
HST ID: -

PST ID: –

Amount Billed

Billed Total **\$23,271.20**
Invoice Currency: USD
Billed Fees \$23,109.39
Billed Expenses \$161.81

Approval History

<u>User</u>	<u>Action</u>	<u>Date</u>	<u>Amount</u>	<u>Comment</u>
Amy Smith	Posted	03/16/2012	\$23,271.20	
Kathy Wilson	Approved	03/19/2012	\$23,271.20	
Allyson Sturgeon	Approved	04/03/2012	\$23,271.20	
Dot O'Brien	Approved	04/20/2012	\$23,271.20	
Kathy Wilson	AP Reviewed	04/20/2012	\$23,271.20	
Kathy Wilson	AP Batch Run	04/20/2012	\$23,271.20	Batch ID: 001000101 (Sent to AP: 04/20/2012 10:34:32 AM)

Additional Financial Information

Oracle Vendor Number: 40033
Vendor Pay Site: PY-LEXINGTON
Name of Invoice File in .Zip: Stoll Keenon Ogden - 712685.html
Comments to Firm:
AP Route: Default AP Route

Matter Information

Matter Name (Short): 2012 Rate Case Kentucky
Company File No.: 30432
Lead Company Person: Sturgeon, Allyson
Organizational Unit: LKE > KU and LG&E > Corporate
Practice Group: LKE Legal > Regulatory > State
Law Firm Matter No.: 142301
Country (in Matter): United States

Invoice Line Items:

<u>Date</u>	<u>Description</u>	<u>Narrative</u>	<u>Timekeeper</u>	<u>Units</u>	<u>Rate</u>	<u>Adjust</u>	<u>Amount</u>
-------------	--------------------	------------------	-------------------	--------------	-------------	---------------	---------------

03/12/2012 -	Discounted Fee Arrangement - Law Firm - Fee					(\$2,567.71)
02/07/2012 -	Analysis of regulatory and legal issues; comment on draft process sheet.	Riggs, Kendrick	3.5	\$385.00		\$1,347.50
02/08/2012 -	Preparation for meeting on 2/9/12 re cost of service; investigate cost of service expert issues.	Riggs, Kendrick	0.5	\$385.00		\$192.50
02/09/2012 -	Preparation for and meeting at LG&E/KU with Ms. Sturgeon and others re cost of service issues.	Riggs, Kendrick	1.5	\$385.00		\$577.50
02/10/2012 -	Research re cost recovery.	Eversole, Deborah	1.1	\$341.00		\$375.10
02/10/2012 -	Examine ULH&P rate order re AMRP and AGA paper re infrastructure trackers	Watt, Robert	0.5	\$400.00		\$200.00
02/13/2012 -	Analysis of regulatory issues re cost recovery.	Riggs, Kendrick	0.6	\$385.00		\$231.00
02/14/2012 -	Research cost recovery.	Eversole, Deborah	4.3	\$341.00		\$1,466.30
02/15/2012 -	Research re cost recovery; prepare memorandum	Eversole, Deborah	6.1	\$341.00		\$2,080.10
02/15/2012 -	Research re: cost recovery	Thacker, Chris	1.5	\$226.00		\$339.00
02/16/2012 -	Attention to memorandum of regulatory issues re cost recovery.	Riggs, Kendrick	1	\$385.00		\$385.00
02/16/2012 -	Review Mr. Thacker's additions to memorandum; revise memorandum re cost recovery.	Eversole, Deborah	1.3	\$341.00		\$443.30
02/16/2012 -	Research re: cost recovery	Thacker, Chris	3.5	\$226.00		\$791.00
02/17/2012 -	Examine AGA paper re trackers; review orders and tariffs of Atmos, Columbia, Delta, Duke Energy	Watt, Robert	2.5	\$400.00		\$1,000.00
02/17/2012 -	Preparation for and attendance at meeting at LG&E/KU with Mr. Reynolds and others re regulatory issues; follow-up on same.	Riggs, Kendrick	3.4	\$385.00		\$1,309.00
02/20/2012 -	Analysis of regulatory issues.	Riggs, Kendrick	2.6	\$385.00		\$1,001.00
02/20/2012 -	Research tariffs re service line ownership; research re riser replacement; e-mail Ms. Sturgeon	Watt, Robert	1	\$400.00		\$400.00
02/20/2012 -	Work on memo re: cost recovery	Thacker, Chris	0.2	\$226.00		\$45.20
02/20/2012 -	Review revisions to memorandum and comment	Eversole, Deborah	0.3	\$341.00		\$102.30
02/21/2012 -	Work on memorandum re ratemaking mechanisms.	Riggs, Kendrick	2	\$385.00		\$770.00
02/22/2012 -	Research and review material re riser replacement program	Watt, Robert	1.5	\$400.00		\$600.00
02/22/2012 -	Prepare for meeting regarding gas issues; travel to and from Louisville.	Braun, Monica	5.4	\$209.00		\$1,128.60
02/22/2012 -	Revisions to memo re possible cost recovery.	Crosby, III, W. Duncan	2.5	\$243.00		\$607.50
02/22/2012 -	Analysis of regulatory issues re ratemaking mechanisms.	Riggs, Kendrick	1	\$385.00		\$385.00
02/22/2012 -	Work on memo re: cost recovery	Thacker, Chris	3.8	\$226.00		\$858.80
02/22/2012 -	Conference call re cost recovery issues; research re constitutional limitations on ratemaking authority; review Mr. Thacker's research	Eversole, Deborah	3.1	\$341.00		\$1,057.10
02/22/2012 -	Travel to and from Louisville; attend meeting re main replacement, service lines and risers	Watt, Robert	4	\$400.00		\$1,600.00
02/23/2012 -	Work on memo re: cost recovery	Thacker, Chris	4.5	\$226.00		\$1,017.00
02/23/2012 -	Review orders re rate stabilization mechanisms and e-mail re same	Watt, Robert	1	\$400.00		\$400.00
02/23/2012 -	Research and review orders related to cost recovery	Braun, Monica	1.4	\$209.00		\$292.60
02/23/2012 -	Revise cost recovery memorandum; conference call re coordinator of rate case; read emails re potential additions to memo and comment	Eversole, Deborah	2.8	\$341.00		\$954.80
02/23/2012 -	Attend meeting with Ms. Sturgeon and others re net metering and other regulatory issues; follow-up on same; work on memorandum re regulatory issues.	Riggs, Kendrick	1.7	\$385.00		\$654.50
02/23/2012 -	Conference call with Mr. Spanos and others re depreciation issues	Watt, Robert	1	\$400.00		\$400.00

02/23/2012	-	Status call re: rate case strategy and update; assist with cost recovery memo and review ROE testimony for same	Ingram, III, Lindsey	2	\$309.00	\$618.00
02/23/2012	-	Discuss rate case strategy.	Dunn, Barry	0.6	\$210.00	\$126.00
02/27/2012	-	Conference call re current projects and issues	Watt, Robert	0.4	\$400.00	\$160.00
02/27/2012	-	Prepare for and attend call re: status	Eversole, Deborah	0.4	\$341.00	\$136.40
02/27/2012	-	Prepare for and attend call re: status	Braun, Monica	0.5	\$209.00	\$104.50
02/27/2012	-	Prepare for and attend call re: status	Riggs, Kendrick	2	\$385.00	\$770.00
02/27/2012	-	Prepare for and attend call re: status	Thacker, Chris	0.5	\$226.00	\$113.00
02/27/2012	-	Rate case issue legal research re cost recovery.	Dunn, Barry	2.3	\$210.00	\$483.00
02/27/2012	-	Prepare for and attend call re: status	Ingram, III, Lindsey	0.5	\$309.00	\$154.50
02/16/2012	E101 - Copying	Color Replication		43	\$0.08	\$3.44
02/22/2012	E106 - Online Research	Westlaw Charges	Thacker, Chris	1	\$2.55	\$2.55
02/22/2012	E106 - Online Research	Westlaw Charges	Eversole, Deborah	1	\$10.20	\$10.20
02/22/2012	E106 - Online Research	Westlaw Charges	Eversole, Deborah	1	\$13.43	\$13.43
02/22/2012	E106 - Online Research	Westlaw Charges	Thacker, Chris	1	\$24.00	\$24.00
02/22/2012	E106 - Online Research	Westlaw Charges	Thacker, Chris	1	\$1.19	\$1.19
02/22/2012	E106 - Online Research	Lexis Charges	Watt, Robert	1	\$1.95	\$1.95
02/22/2012	E106 - Online Research	Lexis Charges	Watt, Robert	1	\$3.90	\$3.90
02/22/2012	E106 - Online Research	Lexis Charges	Watt, Robert	1	\$0.94	\$0.94
02/23/2012	E106 - Online Research	Lexis Charges	Thacker, Chris	1	\$7.41	\$7.41
02/24/2012	E110 - Out-of-town Travel	Lodging, parking and etc. parking 2/22 VENDOR: Braun, Monica; INVOICE#: 22412; DATE: 2/24/2012	Braun, Monica	1	\$4.00	\$4.00
02/24/2012	E110 - Out-of-town Travel	Long distance transportation, mileage louisville 2/22 VENDOR: Braun, Monica; INVOICE#: 22412; DATE: 2/24/2012	Braun, Monica	1	\$88.80	\$88.80

INVOICE

Invoice Information

Firm/Vendor: Stoll Keenon Ogden
Office: Payment Address
Invoice Number: 716506
Date of Invoice: 04/27/2012
Billing Period: 03/01/2012 - 03/31/2012
Date Posted: 04/27/2012
Invoice Description/Comment: 2012 KY Base Rate Case

Amount Approved

Approved Total **\$39,652.01**
Invoice Currency: **USD**
Date Approved: 05/10/2012
Final Approver: Dot O'Brien
Approved Fees \$39,373.53
Approved Expenses \$278.48
Comments to AP: LEGAL SERVICES

Accounting Code Allocations

<u>Cost Center</u>	<u>GL Account</u>	<u>Expense Type</u>	<u>Amount</u>	<u>Percentage</u>	<u>Comment</u>
125973	KU RC-EL 2012	0321 026900	\$21,412.09	54%	
125974	LGE RC- GS 2012	0321 026900	\$4,480.68	11.3%	
125975	LGE RC-EL 2012	0321 026900	\$13,759.25	34.7%	

Vendor Address & Tax Information in Serengeti Tracker

Stoll Keenon Ogden
Post Office Box 11969
Lexington, Kentucky 40509

Tel: 502-333-6000
Fax: 502-333-6099

Remittance Address

Same as mail address
Vendor Tax ID: 61-0421389
VAT ID: -
GST ID: -
HST ID: -

PST ID: –

Amount Billed

Billed Total **\$39,652.01**
Invoice Currency: USD
Billed Fees \$39,373.53
Billed Expenses \$278.48

Approval History

<u>User</u>	<u>Action</u>	<u>Date</u>	<u>Amount</u>	<u>Comment</u>
Amy Smith	Posted	04/27/2012	\$39,652.01	
Kathy Wilson	Approved	04/27/2012	\$39,652.01	
Allyson Sturgeon	Approved	05/04/2012	\$39,652.01	
Dot O'Brien	Approved	05/08/2012	\$39,652.01	
Kathy Wilson	AP Reviewed	05/10/2012	\$39,652.01	
Kathy Wilson	AP Batch Run	05/10/2012	\$39,652.01	Batch ID: 001000105 (Sent to AP: 05/10/2012 7:26:03 AM)

Additional Financial Information

Oracle Vendor Number: 40033
Vendor Pay Site: PY-LEXINGTON
Name of Invoice File in .Zip: Stoll Keenon Ogden - 716506.html
Comments to Firm:
AP Route: Default AP Route

Matter Information

Matter Name (Short): 2012 Rate Case Kentucky
Company File No.: 30432
Lead Company Person: Sturgeon, Allyson
Organizational Unit: LKE > KU and LG&E > Corporate
Practice Group: LKE Legal > Regulatory > State
Law Firm Matter No.: 142301
Country (in Matter): United States

Invoice Line Items:

<u>Date</u>	<u>Description</u>	<u>Narrative</u>	<u>Timekeeper</u>	<u>Units</u>	<u>Rate</u>	<u>Adjust</u>	<u>Amount</u>
-------------	--------------------	------------------	-------------------	--------------	-------------	---------------	---------------

03/01/2012 -	Analysis of regulatory issues.	Riggs, Kendrick	1.5	\$357.22	\$535.83
03/02/2012 -	Review testimony drafting schedule sent by client	Braun, Monica	0.2	\$184.50	\$36.90
03/02/2012 -	Attention to regulatory issues; analysis of same.	Riggs, Kendrick	1	\$357.22	\$357.22
03/05/2012 -	Examine work plan materials.	Watt, Robert	1.5	\$357.22	\$535.83
03/05/2012 -	Discuss upcoming tasks; review business summary; prepare for Thompson testimony meeting	Braun, Monica	2	\$184.50	\$369.00
03/05/2012 -	Prepare for and attend meeting at LG&E/KU with Ms. Sturgeon and others re cost of service rate design issues; analysis of regulatory issues.	Riggs, Kendrick	3	\$357.22	\$1,071.66
03/05/2012 -	Firm conference call re schedule and issues in rate case	Eversole, Deborah	0.5	\$316.34	\$158.17
03/05/2012 -	Rate case discussion.	Dunn, Barry	0.6	\$180.00	\$108.00
03/05/2012 -	Preparation for rate case; address various issues re: same	Thacker, Chris	0.5	\$198.00	\$99.00
03/06/2012 -	Prepare for and attend meeting at LG&E/KU re Thompson testimony; analysis of regulatory issues.	Riggs, Kendrick	3.8	\$357.22	\$1,357.44
03/06/2012 -	Analysis of rate case issues	Eversole, Deborah	0.3	\$316.33	\$94.90
03/06/2012 -	Travel to and from Louisville to attend testimony meeting; review documents for Hermann testimony	Braun, Monica	5.7	\$184.50	\$1,051.65
03/07/2012 -	Analysis of regulatory issues for testimony; prepare for and attend meeting at LG&E/KU with Ms. Sturgeon and others re cost of service rate design issues; further analysis of regulatory issues.	Riggs, Kendrick	4.2	\$357.22	\$1,500.32
03/07/2012 -	Work on rate case project scheduling.	Crosby, III, W. Duncan	0.8	\$224.84	\$179.87
03/07/2012 -	Discuss items that need to be reviewed for Hermann testimony	Braun, Monica	0.4	\$184.50	\$73.80
03/07/2012 -	Research rate case matters.	Dunn, Barry	2.4	\$180.00	\$432.00
03/08/2012 -	Research re regulatory issues re rate case application	Dunn, Barry	2.3	\$180.00	\$414.00
03/08/2012 -	Review documents to prepare for Hermann testimony meeting	Braun, Monica	0.7	\$184.50	\$129.15
03/08/2012 -	Work on testimony issues.	Riggs, Kendrick	3	\$357.22	\$1,071.66
03/09/2012 -	Review documents for Hermann testimony	Braun, Monica	3.4	\$184.50	\$627.30
03/11/2012 -	Review documents for Hermann testimony; begin work on Thompson testimony outline	Braun, Monica	2.8	\$184.50	\$516.60
03/12/2012 -	Work on testimony issues.	Riggs, Kendrick	1.5	\$357.22	\$535.83
03/12/2012 -	Work on Thompson testimony outline	Braun, Monica	0.4	\$184.50	\$73.80
03/12/2012 -	Rate case review and work on testimony	Dunn, Barry	2.5	\$180.00	\$450.00
03/13/2012 -	Preparation for and attend meeting at LG&E/KU re regulatory commitments with Ms. Sturgeon; follow-up on same; preparation for and meeting with Ms. Sturgeon and others re LPC issues; follow-up on same.	Riggs, Kendrick	3.5	\$357.22	\$1,250.27
03/13/2012 -	Work on rate case projects.	Crosby, III, W. Duncan	0.7	\$224.84	\$157.39
03/13/2012 -	Work on Thompson outline; discuss Hermann testimony and Staffieri testimony	Braun, Monica	0.8	\$184.50	\$147.60
03/14/2012 -	Analysis of regulatory issues and commitments; email client re same.	Riggs, Kendrick	1.6	\$357.22	\$571.55
03/14/2012 -	Review documents for Hermann testimony	Braun, Monica	1.3	\$184.50	\$239.85
03/15/2012 -	Analysis of depreciation and gas riser issues	Watt, Robert	0.3	\$357.23	\$107.17
03/15/2012 -	Review documents for Hermann testimony	Braun, Monica	0.8	\$184.50	\$147.60
03/16/2012 -	Conference call re depreciation issues	Watt, Robert	1.5	\$357.22	\$535.83
03/16/2012 -	Research LG&E and KU capital structure.	Dunn, Barry	1.8	\$180.00	\$324.00
03/16/2012 -	Prepare for and attend Hermann testimony meeting; work on Staffieri	Braun, Monica	7.8	\$184.50	\$1,439.10

03/16/2012 -	testimony Attend meeting at LG&E/KU with Ms. Sturgeon, Mr. Bellar, Mr. Reynolds and others re rate case issues; work on testimony; preparation for and meeting with Ms. Sturgeon and others re Hermann testimony.	Riggs, Kendrick	5.6	\$357.22	\$2,000.43
03/18/2012 -	Research re rate case application	Dunn, Barry	1	\$180.00	\$180.00
03/19/2012 -	Discuss rate case issues	Eversole, Deborah	0.4	\$316.35	\$126.54
03/19/2012 -	Research re rate case application	Dunn, Barry	3.5	\$180.00	\$630.00
03/19/2012 -	Discuss issues related to rate case; draft Hermann testimony outline	Braun, Monica	1.9	\$184.50	\$350.55
03/19/2012 -	Discuss issues related to rate case	Watt, Robert	0.5	\$357.22	\$178.61
03/19/2012 -	Attend status call	Ingram, III, Lindsey	0.3	\$286.17	\$85.85
03/19/2012 -	Work on testimony; attend meeting at LG&E/KU re customer terms and conditions issues; follow-up on same.	Riggs, Kendrick	4.5	\$357.22	\$1,607.49
03/20/2012 -	Work on testimony.	Riggs, Kendrick	2	\$357.22	\$714.44
03/20/2012 -	Work on Hermann testimony outline; work on memorandum related to pro forma adjustments	Braun, Monica	2	\$184.50	\$369.00
03/20/2012 -	Draft analysis memo re: possible rate case issues	Thacker, Chris	3	\$198.00	\$594.00
03/21/2012 -	Work on Scott, Charnas and Staffieri outlines; work on Thompson testimony	Braun, Monica	3.9	\$184.50	\$719.55
03/22/2012 -	Work on testimony.	Riggs, Kendrick	1.2	\$357.22	\$428.66
03/22/2012 -	Work on Charnas and Scott outlines; work on Thompson testimony	Braun, Monica	3.6	\$184.50	\$664.20
03/22/2012 -	Meeting with Ms. Sturgeon and Mr. Bellar re component of Mr. Bellar's testimony.	Crosby, III, W. Duncan	1.3	\$224.84	\$292.29
03/22/2012 -	Work on Murphy testimony and tracker issues	Watt, Robert	0.3	\$357.23	\$107.17
03/23/2012 -	Research for Arbough testimony. Review documents.	Dunn, Barry	2.5	\$180.00	\$450.00
03/23/2012 -	Review documents to prepare for Blake testimony; work on Scott and Charnas outlines	Braun, Monica	0.8	\$184.50	\$147.60
03/23/2012 -	Work on testimony.	Riggs, Kendrick	1.9	\$357.22	\$678.72
03/26/2012 -	Work on Bellar testimony outline.	Crosby, III, W. Duncan	0.5	\$224.84	\$112.42
03/26/2012 -	Outline testimony.	Dunn, Barry	1.3	\$180.00	\$234.00
03/26/2012 -	Prepare for Blake testimony meeting; prepare for Murphy testimony meeting	Braun, Monica	2.7	\$184.50	\$498.15
03/26/2012 -	Work on testimony issues.	Riggs, Kendrick	3.5	\$357.22	\$1,250.27
03/26/2012 -	Conference re: status of rate case, projects and issues re: same	Thacker, Chris	0.3	\$198.00	\$59.40
03/27/2012 -	Arbough testimony.	Dunn, Barry	3.1	\$180.00	\$558.00
03/27/2012 -	Preparation for and attend meetings at LG&E/KU with Ms. Sturgeon and others re testimony.	Riggs, Kendrick	3	\$357.22	\$1,071.66
03/27/2012 -	Travel to and from Louisville to attend Murphy and Blake testimony meetings	Braun, Monica	5.7	\$184.50	\$1,051.65
03/28/2012 -	Meet with client to discuss rate case matters.	Dunn, Barry	1.6	\$180.00	\$288.00
03/28/2012 -	Work on testimony outlines.	Crosby, III, W. Duncan	0.3	\$224.83	\$67.45
03/28/2012 -	Preparation for and attend meeting at LG&E/KU with Ms. Sturgeon and others re rate case issues; work on testimony.	Riggs, Kendrick	2	\$357.22	\$714.44
03/29/2012 -	Meetings with client re testimony outlines and other rate case issues.	Crosby, III, W. Duncan	3.5	\$224.84	\$786.94
03/29/2012 -	Work on testimony outlines	Braun, Monica	1.4	\$184.50	\$258.30
03/29/2012 -	Meetings to discuss rate case and testimony. Testimony outlines.	Dunn, Barry	5.1	\$180.00	\$918.00

03/29/2012	-	Work on testimony; prepare for and attend meeting at LG&E/KU re rate case issues	Riggs, Kendrick	4	\$357.22	\$1,428.88
03/30/2012	-	Meeting with client re e-discovery; work on testimony outlines.	Crosby, III, W. Duncan	3.7	\$224.84	\$831.91
03/30/2012	-	Work on testimony; prepare for and attend meeting at LG&E/KU with Ms. Sturgeon re potential discovery issues.	Riggs, Kendrick	3.5	\$357.22	\$1,250.27
03/30/2012	-	Work on testimony outlines and compile materials for inclusion in testimony	Braun, Monica	2	\$184.50	\$369.00
03/30/2012	-	Testimony outlines.	Dunn, Barry	2.1	\$180.00	\$378.00
03/31/2012	-	Work on Thompson testimony	Braun, Monica	1.2	\$184.50	\$221.40
03/09/2012	E110 - Out-of-town Travel	Lodging, parking and etc. parking 3/6 VENDOR: Braun, Monica; INVOICE#: 30912; DATE: 3/9/2012	Braun, Monica	1	\$5.00	\$5.00
03/09/2012	E110 - Out-of-town Travel	Long distance transportation, mileage louisville 3/6 VENDOR: Braun, Monica; INVOICE#: 30912; DATE: 3/9/2012	Braun, Monica	1	\$88.80	\$88.80
03/20/2012	E101 - Copying	Color Replication		1	\$0.08	\$0.08
03/23/2012	E110 - Out-of-town Travel	Long distance transportation, mileage louisville 3/16 VENDOR: Braun, Monica; INVOICE#: 32312; DATE: 3/23/2012	Braun, Monica	1	\$88.80	\$88.80
03/30/2012	E110 - Out-of-town Travel	Long distance transportation, mileage louisville VENDOR: Braun, Monica; INVOICE#: 33012; DATE: 3/30/2012	Braun, Monica	1	\$88.80	\$88.80
03/30/2012	E110 - Out-of-town Travel	Lodging, parking and etc. parking VENDOR: Braun, Monica; INVOICE#: 33012; DATE: 3/30/2012	Braun, Monica	1	\$7.00	\$7.00

The Prime Group

Invoice for Services Rendered

Invoice Date: April 2, 2012

Invoice Number 42012-1

To: LG&E
P.O. Box 32010
Louisville, KY 40232

RECEIVED

APR 12 2012

Attn: Mr. Robert Conroy

ACCOUNTS PAYABLE

13.0 hours of consulting work by Steve Seelye @ \$200.00/hr performed during March for providing assistance in preparing rate cases for LG&E and KU. \$ 2,600.00

11.0 hours of consulting work by Jeff Wernert @ \$150.00/hr performed during March for providing assistance in preparing rate cases for LG&E and KU. \$ 1,650.00

Total due for work performed in March \$ 4,250.00

Please remit payment to: The Prime Group, LLC
P.O. Box 837
Crestwood, KY 40014-0837

Approved:
PO # 62265

ROBERT CONROY

34.7% 122482 LGERC-EL 12EXP \$1474.75
5.4% 122484 KURC 12EXP \$2295.00
11.3% 122483 LGERC-GS 12EXP \$480.25

The Prime Group, LLC
P. O. Box 837 • Crestwood, KY • 40014-0837
Phone 502-425-7882 FAX 502-326-9894

■ The Prime Group ■

April 2, 2012

I.G&E
Attn: Robert Conroy
P.O. Box 32010
Louisville, KY 40232

Dear Robert:

Enclosed is an invoice for the additional work that The Prime Group performed during March for providing assistance in preparing rate cases for I.G&E and KU. Thanks for the opportunity to work with you on these projects.

Sincerely,

Marty Blake
Principal

Cc: Joan Henry

RECEIVED

APR 12 2012

ACCOUNTS PAYABLE

The Prime Group, LLC
P. O. Box 837 • Crestwood, KY • 40014-0837
Phone 502-425-7882 FAX 502-326-9894

The Prime Group


Invoice for Services Rendered

Invoice Date: May 1, 2012

Invoice Number 52012-1

To: LG&E
P.O. Box 32010
Louisville, KY 40232

Attn: Mr. Robert Conroy



55.0 hours of consulting work by Steve Seelye @ \$200.00/hr performed during April for providing assistance in preparing rate cases for LG&E and KU. \$ 11,000.00

96.0 hours of consulting work by Jeff Wernert @ \$150.00/hr performed during April for providing assistance in preparing rate cases for LG&E and KU. \$ 14,400.00

Expenses

Parking for Seelye
Meals for Seelye
Parking for Wernert
Meals for Wernert

RECEIVED

MAY 04 2012

\$ 104.00
\$ 22.50
\$ 88.00
\$ 32.93

ACCOUNTS PAYABLE

Total due for work performed in April

\$ 25,647.43

Please remit payment to:

The Prime Group, LLC
P.O. Box 837
Crestwood, KY 40014-0837

Approved
PO# 62895
[Signature]

Robert M. Conroy
Director - Rates
LG&E and KU Energy, LLC

5/3/12

34.7% LG&E Elec \$8,999.66
11.3% LG&E Gas \$2,898.16
54% KU \$13,849.61

The Prime Group, LLC
P. O. Box 837 • Crestwood, KY • 40014-0837
Phone 502-425-7882 FAX 502-326-9894

■ The Prime Group ■

May 1, 2012

LG&E
Attn: Robert Conroy
P.O. Box 32010
Louisville, KY 40232

Dear Robert:

Enclosed is an invoice for the additional work that The Prime Group performed during April for providing assistance in preparing rate cases for LG&E and KU. Thanks for the opportunity to work with you on these projects.

Sincerely,

Marty Blake
Principal

Cc: Joan Henry

RECEIVED

MAY 04 2012

ACCOUNTS PAYABLE

The Prime Group, LLC
P. O. Box 837 • Crestwood, KY • 40014-0837
Phone 502-425-7882 FAX 502-326-9894



This Purchase Order No. must appear on all invoices, packing lists, cartons and correspondence related to this order.

PURCHASE ORDER		
PURCHASE ORDER NO. 62895	REVISION 0	PAGE 1
SHIP TO: LG&E CENTER FLOOR 5 220 WEST MAIN ST. P.O. BOX 32010 LOUISVILLE, KY 40202 United States		
BILL TO: LG&E AND KU SERVICES COMPANY 820 WEST BROADWAY LOUISVILLE, KY 40202 United States		

VENDOR: THE PRIME GROUP LLC
6001 CLAYMONT VILLAGE DR
STE 8
CRESTWOOD, KY 40014
United States

VENDOR NO. 19025	DELIVER TO Henry, Joan A	DATE OF ORDER/BUYER 02-MAY-12 Lawson, Nancy Marie	REVISED DATE/BUYER Lawson, Nancy Marie
PAYMENT TERMS 30 NET DAYS		BUYER TELEPHONE/FAX 502/627-2829 502-627-3646	F.O.B. DESTINATION
FREIGHT TERMS PREPAID ADD		SHIP VIA BEST WAY POSSIBLE	VENDOR CONTACT/TELEPHONE (602) 426-7882

Item	Part Number/Description	Delivery Date	Quantity	Unit	Unit Price	Extension	T
<p>Special Instructions:</p> <p>89594\Joan Henry\Ref CPA 24495\Consulting services performed by The Prime Group for the month of April 2012</p> <p style="text-align: center;">RECEIVED MAY 04 2012 ACCOUNTS PAYABLE</p>							

See Attachments	TOTAL: Continued
	Continued



This Purchase Order No. must appear on all invoices, packing lists, cartons and correspondence related to this order.

PURCHASE ORDER		
PURCHASE ORDER NO. 62895	REVISION 0	PAGE 2
SHIP TO:		
LG&E CENTER FLOOR 5 220 WEST MAIN ST. P.O. BOX 32010 LOUISVILLE, KY 40202 United States		
BILL TO:		
LG&E AND KU SERVICES COMPANY 820 WEST BROADWAY LOUISVILLE, KY 40202 United States		

VENDOR: THE PRIME GROUP LLC
 6001 CLAYMONT VILLAGE DR
 STE 8
 CRESTWOOD, KY 40014
 United States

VENDOR NO. 19025	DELIVER TO Henry, Joan A	DATE OF ORDER/BUYER 02-MAY-12 Lawson, Nancy Marie	REVISED DATE/BUYER Lawson, Nancy Marie
PAYMENT TERMS 30 NET DAYS		BUYER TELEPHONE/FAX 502/627-2829 502-627-3646	F.O.B. DESTINATION
FREIGHT TERMS PREPAID ADD		SHIP VIA BEST WAY POSSIBLE	VENDOR CONTACT/TELEPHONE (602) 425-7882

Item	Part Number/Description	Delivery Date	Quantity	Unit	Unit Price	Extension	T
1	Supplier #: Ref CPA 24495/Consulting services performed by The Prime Group for the month of April 2012 This PO Line references contract 24495	03-MAY-12		EACH		25,647.43	N
	SHIP TO: Address at top of page	03-MAY-12	25647.43	EACH			N

RECEIVED

MAY 04 2012

ACCOUNTS PAYABLE

See Attachments	TOTAL:	25,647.43
	<i>William K. Woodard</i>	

LG&E AND KU SERVICES COMPANY and its "AFFILIATES" (as defined below)
PURCHASE ORDER STANDARD TERMS AND CONDITIONS

If Seller and Company are parties to a General Services Agreement ("GSA") or Administrative Services Agreement ("ASA") applicable to the subject matter of this order, that GSA or ASA is incorporated by reference in this order as if fully set forth herein. In the event of a conflict between the terms and conditions set forth in that GSA or ASA and this order, the terms and conditions set forth in the GSA or ASA shall prevail and control.

1. Affiliate: "Affiliate" shall mean any entity which, from time to time, in whole or in part, and directly or indirectly, controls, is controlled by, or under common control with LG&E and KU Services Company, a Kentucky corporation, and shall include, without limitation, Louisville Gas and Electric Company and Kentucky Utilities Company, both Kentucky corporations.

2. Company: "Company" shall mean LG&E and KU Services Company and/or any of its Affiliates as appropriate based on which entity is the party to the applicable purchase order or other binding document. The rights and obligations of LG&E and KU Services Company and each of its Affiliates hereunder shall be limited to the extent of such party's proportionate utilization of Contractor's services hereunder.

3. Delivery and Acceptance: Time is of the essence. If any goods are not delivered or services performed within the specified times, or within a reasonable time if no time is specified, then Company may terminate this order by notice to Seller in addition to exercising all other rights and remedies available to Company under applicable law. All materials and work are subject to Company's acceptance. Payment shall not constitute acceptance.

4. Warranties: Seller expressly warrants that the goods and/or services shall:

(a) Comply strictly with the provisions of the order and all specifications, drawings, and exhibits referred to in the order or thereafter furnished by Company; (b) Be new, merchantable, and of the most suitable grade in accordance with the highest industry standards and specifications; (c) Be fit for Company's intended purposes; (d) Be in full compliance with all applicable laws, ordinances, regulations, codes, and facility rules, including those relating to safety; and (e) Be free from any patent, copyright, or trademark claims, infringements or rights of others. All such warranties shall extend for a reasonable time, but in no case less than eighteen (18) months after delivery or twelve (12) months after the start of regular use by Company, whichever occurs first.

5. Changes: Company reserves the right at any time to change the specifications, quantity ordered, and/or delivery date. Such changes may result in adjustments in the price or delivery schedule in accordance with the pricing and delivery structure of the order. However, in the case of a change in specifications, any claim for adjustment of price or delivery schedule by the Seller shall be waived unless such claims are asserted in writing within five (5) working days after receipt of Company notice of change. Seller shall continue performance pursuant to the order during the time any claim hereunder is pending.

6. Termination: Company shall have the right at any time with or without cause to terminate the order by written, telegraphic, or electronic notice to Seller. In case of Seller's default, Company shall have all rights and remedies available under applicable law. In no case shall Company be liable for special, incidental or consequential damages. Company shall not have any liability for such termination except as follows:

(a) In case of termination of an order for goods specially manufactured for Company, if Seller is not in default, then Company shall be liable for actual costs incurred by the Seller prior to the notice of termination pursuant to the order up to the price of the goods.

(b) In case of termination of an order for services, if Seller is not in default, Company shall be liable for payment for services performed prior to the notice of termination.

(c) In case of termination of an order for goods not specially manufactured for Company, if Seller is not in default, Company shall not have any liability for termination of the order. Company shall have the right to return any goods purchased from Seller as long as such goods have not been specially manufactured for Company and are being stocked by Seller at the time Company returns the goods.

7. Equal Employment Opportunity: To the extent applicable, Seller shall comply with all of the following provisions, which are incorporated herein by reference:

(a) Equal Opportunity regulations set forth in 41 CFR 60-1.4(a) and (c) prohibiting discrimination against any employee or applicant for employment because of race, color, religion, sex, or national origin;

(b) Vietnam Era Veterans Readjustment Assistance Act regulations set forth in 41 CFR 60-250.4 relating to the employment and advancement of disabled veterans and veterans of the Vietnam era;

(c) Rehabilitation Act regulations set forth in 41 CFR 60-741.4 relating to the employment and advancement of qualified disabled employees and applicants for employment;

(d) Clause known as "Utilization of Small Business Concerns and Small Business Concerns Owned and Controlled by Socially and Economically Disadvantaged Individuals" set forth in 15 USC 637(d)(3); and

(e) The subcontracting plan requirements of 15 USC 637(d).

8. Indemnification: Seller agrees to release, indemnify, hold harmless and defend Company, affiliated companies, and all of their directors, officers, employees, agents, and representatives from and against any claim, liability, loss, and expense (including but not limited to attorney's fees) arising directly or indirectly out of or in connection with goods or services supplied under the order, including but not limited to those arising directly or indirectly out of or in connection with:

(a) Injury to or death of persons (including but not limited to the employees of Company) or damage to or loss of property (including but not limited to the property of Company); and

(b) Seller's failure to comply with or breach of any warranty or other obligation in this order. Seller's indemnification obligations shall apply, regardless of whether the party to be indemnified was concurrently at fault; but shall not apply if the party to be indemnified was solely at fault.

9. Independent Contractor: Nothing herein shall be deemed to constitute Seller, or any of Seller's employees or agents, to be the agent, representative or employee of Company. Seller shall be an independent contractor and shall have sole responsibility for and control over the details and means of performance.

10. Insurance: Before any parts of the services are performed or the goods are delivered, Seller shall, at Seller's sole cost, cause to be issued and maintained not less than the insurance coverage set forth below:

Type of Insurance	Limits (in \$ millions)	
Commercial General Liability (Including Contractual Liability) written on an occurrence basis	General Aggregate	2
	Prod./Comp. Op. Agg	1
	Personal & Adv. Injury	1
Automobile Liability, including any auto, hired autos and non-owned autos Excess Liability, Umbrella Form	Each Occurrence	1
	Combined Single Limit	1
Worker's Compensation and Employer's Liability	Each Occurrence	2
	Aggregate	2
	Each Accident	.5
	Disease - Policy Limit	.5
	Disease - Each Employee	.5

Certificates of insurance satisfactory in form to Company and signed by the Seller's insurer shall be supplied by Seller to Company, evidencing that the above insurance is in force and that not less than thirty (30) calendar days' written notice will be given to Company prior to any cancellation or restrictive modification of the policies. The Seller shall cause its insurer to waive all subrogation rights against Company, except with regard to Worker's Compensation, and evidence thereof satisfactory in form and substance to Company shall be exhibited in the Certificate of Insurance. Seller's liability shall not be limited to its insurance coverage. Company shall be added as an Additional Insured under the Seller's Commercial General Liability, Auto Liability and Excess Liability policies.

11. Assignments: Seller shall not assign its rights or obligations hereunder wholly or in part, voluntarily, by operation of law, or otherwise without first obtaining the written consent of Company. Subject to the foregoing, the provisions hereof shall be binding upon the successors and assigns of the parties hereto.

12. Governing Law: The transactions and agreements between the Seller and Company shall be governed by the subject to the law and jurisdiction of the Commonwealth of Kentucky (or the State of Virginia, if performance will occur at a Virginia site).

13. Hazardous Materials: For hazardous materials as defined by 29CFR1910.1200, a Material Safety Data Sheet (MSDS) is required prior to delivery. Please mail to Company, Industrial Hygienist, at Company's address. NO ASBESTOS OR LEAD CONTAINING MATERIALS ALLOWED.

14. Sales Tax: Do not bill Kentucky Sales Tax; Blanket Direct Pay Authorization maintained under 103 KAR 31.030. Louisville Gas and Electric Company Permit # 037710 and Kentucky Utilities Company Permit # 045084, and LG&E and KU Services Company will provide Resale Certificate for tangible personal property purchased for resale to affiliate subsidiaries as required under PUHCA.

15. Invoicing Instructions: Show Order No., Line No. and Company Item Identification No. on invoice and all papers and packages relating to this order. Mail invoice to the "Bill To" address shown on the face of this Purchase Order for each lot of material shipped or delivered. Do not deliver invoices with goods. Freight must be transported as listed on the front of the Purchase Order. Freight that is prepaid and noted on the invoice must be substantiated by attaching to the invoice original transportation bills received to the carrier.

16. Payment Terms: Unless otherwise agreed, payment terms are net 30 days on receipt of properly submitted invoice. Unless otherwise herein agreed, no COD orders will be accepted.

17. Modification: This purchase order, together with any written instructions issued hereunder and any attachments hereto, contains the complete and final agreement between Company and Seller and any agreement that purports to modify the terms and conditions hereof shall not be binding upon Company unless made in writing and signed by Company's authorized representative.

ENTERED

FINANCIAL CONCEPTS AND APPLICATIONS, INC.
3907 RED RIVER
AUSTIN, TEXAS 78751

(512) 458-4644

fincap@texas.net
Fax (512) 458-4768

April 30, 2012

RECEIVED

MAY 10 2012

Mr. Robert Conroy
Director - Rates
LG&E and KU Services Company
P.O. Box 32010
Louisville, Kentucky 40232

ACCOUNTS PAYABLE
FINANC 043012

Reference No.: 01856
Taxpayer ID No.: 74-2058652

Consulting Services:

Research, Analysis, and Testimony
Preparation in Connection with Rate
Case before the Kentucky Public Ser-
vice Commission pursuant to Con-
tract No. 62685. (For the Period
through April 30 2012).

Professional Time:

William E. Avera		
8½ hours	\$	3,400
Adrien M. McKenzie		
1½ hours		412

Total

\$ 3,812

Approved
PD # 63081

Bruce H. Fairchild

Bruce H. Fairchild

Robert M. Conroy 5/9/12

Robert M. Conroy
Director - Rates
LG&E and KU Energy, LLC

34.7%	LG&E Elco.	\$1,322.76
11.3%	LG&E Gas	\$430.76
54%	KU	\$2,058.48



This Purchase Order No. must appear on all invoices, packing lists, cartons and correspondence related to this order.

PURCHASE ORDER		
PURCHASE ORDER NO. 63081	REVISION 0	PAGE 1
SHIP TO:		
LG&E CENTER FLOOR 5 220 WEST MAIN ST. P.O. BOX 32010 LOUISVILLE, KY 40202 United States		
BILL TO:		
LG&E AND KU SERVICES COMPANY 820 WEST BROADWAY LOUISVILLE, KY 40202 United States		

VENDOR: FINANCIAL CONCEPTS AND APPLICATIONS INC
 3907 RED RIVER ST
 AUSTIN, TX 78751
 United States

VENDOR NO. 68792	DELIVER TO Henry, Joan A	DATE OF ORDER/BUYER 08-MAY-12 Lawson, Nancy Marie	REVISED DATE/BUYER Lawson, Nancy Marie
PAYMENT TERMS 30 NET DAYS		BUYER TELEPHONE/FAX 502/627-2829 502-627-3646	F.O.B. DESTINATION
FREIGHT TERMS PREPAID ADD		SHIP VIA BEST WAY POSSIBLE	VENDOR CONTACT/TELEPHONE W AVERA (512) 458-4644

Item	Part Number/Description	Delivery Date	Quantity	Unit	Unit Price	Extension	T
<p>Special Instructions:</p> <p>89733\Joan Henry\Ref CPA 62685\Research, analysis, and testimony preparation in connection with 2012 Balance for Month of April 2012</p> <p style="text-align: center; font-size: 2em; font-weight: bold;">RECEIVED</p> <p style="text-align: center;">MAY 10 2012</p> <p style="text-align: center; font-size: 1.5em; font-weight: bold;">ACCOUNTS PAYABLE</p>							

See Attachments	TOTAL: Continued
	Continued



This Purchase Order No. must appear on all invoices, packing lists, cartons and correspondence related to this order.

PURCHASE ORDER		
PURCHASE ORDER NO. 63081	REVISION 0	PAGE 2
SHIP TO:		
LG&E CENTER FLOOR 5 220 WEST MAIN ST. P.O. BOX 32010 LOUISVILLE, KY 40202 United States		
BILL TO:		
LG&E AND KU SERVICES COMPANY 820 WEST BROADWAY LOUISVILLE, KY 40202 United States		

VENDOR: FINANCIAL CONCEPTS AND APPLICATIONS INC
 3907 RED RIVER ST
 AUSTIN, TX 78751
 United States

VENDOR NO. 66792	DELIVER TO Henry, Joan A	DATE OF ORDER/BUYER 08-MAY-12 Lawson, Nancy Marie	REVISED DATE/BUYER Lawson, Nancy Marie
PAYMENT TERMS 30 NET DAYS		BUYER TELEPHONE/FAX 502/627-2829 502-627-3646	F.O.B. DESTINATION
FREIGHT TERMS PREPAID ADD		SHIP VIA BEST WAY POSSIBLE	VENDOR CONTACT/TELEPHONE W AVERA (512) 458-4644

Item	Part Number/Description	Delivery Date	Quantity	Unit	Unit Price	Extension	T
1	Supplier #: Research, analysis, and testimony preparation in connection with 2012 Rate Case for Month of April 2012 This PO Line references contract 62685	10-MAY-12		EACH		3,812.00	N
	• SHIP TO: Address at top of page	10-MAY-12	3812	EACH			N

RECEIVED

MAY 10 2012

ACCOUNTS PAYABLE

See Attachments	TOTAL:	3,812.00
	<i>William K. Wickard</i>	

KENTUCKY UTILITIES
CASE NO. 2012-00221
Schedule of Ratecase Preparation Costs
Response to Commission's Order
Dated June 15, 2012
Question No. 55(b)
Responding Witness: Lonnie E. Bellar

LINE NO				
1	ESTIMATED EXPENSES			
2	VENDOR	RATE	TOTAL UNITS	TOTAL ESTIMATED
3	LEGAL	\$ 238.00	1,681	\$ 400,000.00
4	CONSULTANTS	200.00	575	115,000.00
5	NEWSPAPER ADVERTISING			1,500,000.00
6	PRINTING COSTS & OTHER SUPPLIES			15,000.00
7	TOTAL PROJECTED COST			\$ 2,030,000.00

Note: Estimate of 2012 Rate Case expenses are based upon the recoverable 2009 Rate Case expense.

Recoverable 2009 Rate Case Expenses

Legal	\$ 376,082.42
Consultants	154,248.50
Newspaper Advertising	1,468,650.20
Printing Costs & other Supplies	15,521.88
Total	<u>\$ 2,014,503.00</u>

KENTUCKY UTILITIES COMPANY

CASE NO. 2012-00221

**Response to Commission Staff's First Request for Information
Dated June 15, 2012**

Question No. 56

Responding Witness: Shannon L. Charnas

- Q-56. Provide KU's most recent depreciation study. If no such study exists, provide a copy of KU's most recent depreciation schedule. The schedule should include a list of all plant and related facilities by account number, service life and accrual rate for each, the methodology that supports the schedule, and the date the schedule was last updated.
- A-56. See the information provided, as required by Commission regulation 807 KAR 5:001, Section 10(6)(n), located at Tab 33 of the Filing Requirements.

KENTUCKY UTILITIES COMPANY

CASE NO. 2012-00221

Response to Commission Staff's First Request for Information

Dated June 15, 2012

Question No. 57

Responding Witness: Lonnie E. Bellar

- Q-57. Describe the status of any outstanding recommendations relating to KU's management audits. Identify any savings or costs related to management audit recommendations, the impact of which is not already reflected in the test year of this case.
- A-57. On March 14, 2012, KU and LG&E submitted the first Management Audit Action Plan Progress Reports regarding the Comprehensive Management and Operations Audit of the Customer Service functions to the Commission.

KU and LG&E accepted all recommendations and requested that ten recommendations (II-R1, II-R6, II-R9, IV-R1, IV-R2, IV-R4, IV-R5, IV-R7, IV-R8, and IV-R9) be considered complete. The remaining ten recommendations were considered ongoing by KU and LG&E and will be completed according to the implementation plan of each recommendation.

The original progress cost estimates were not split between KU and LG&E or within or outside the test period. KU and LG&E adjusted the original progress report to reflect actuals or more refined cost and benefit estimates. From a total perspective, the changes were not material. There are some amounts outside the test period that have yet to be spent and could change as a result.

The total KU and LG&E one-time costs were up by \$129,000 above the March 14 progress report reflecting a few late arriving invoices relating to the Morganfield Call Center construction and contingencies around the CTI/screen pop project. The total KU and LG&E annual recurring costs were down by (\$226,000) reflecting a decision to hire some of the call center representatives on a part-time basis and a lower cost than expected cost on the Field Services transactional study. KU and LG&E quantified the annual recurring benefit to be \$235,000 coming from decreased long distance charges and lower costs associated with reduced calls rolled over to a third-party provider, Twenty-First Communication.

LG&E				
	Costs		Benefits	
	One-Time	Annual Recurring	One-Time	Annual Recurring
In Test Year	\$ 1,132,500	\$ 1,757,000	\$ -	\$ 113,000
Outside Test Year	\$ 326,000	\$ 1,180,500	\$ -	\$ -
Total LG&E	\$ 1,458,500	\$ 2,937,500	\$ -	\$ 113,000

KU				
	Costs		Benefits	
	One-Time	Annual Recurring	One-Time	Annual Recurring
In Test Year	\$ 5,897,500	\$ 2,177,000	\$ -	\$ 122,000
Outside Test Year	\$ 333,000	\$ 1,379,500	\$ -	\$ -
Total KU	\$ 6,230,500	\$ 3,556,500	\$ -	\$ 122,000

Total - LG&E and KU				
	Costs		Benefits	
	One-Time	Annual Recurring	One-Time	Annual Recurring
In Test Year	\$ 7,030,000	\$ 3,934,000	\$ -	\$ 235,000
Outside Test Year	\$ 659,000	\$ 2,560,000	\$ -	\$ -
Total LG&E and KU	\$ 7,689,000	\$ 6,494,000	\$ -	\$ 235,000

Total - LG&E and KU - March 14, 2012 Progress Report - As Filed				
	Costs		Benefits	
	One-Time	Annual Recurring	One-Time	Annual Recurring
Total LG&E and KU	\$ 7,560,000	\$ 6,720,000	\$ -	\$ -

Total - LG&E and KU - Difference				
	Costs		Benefits	
	One-Time	Annual Recurring	One-Time	Annual Recurring
Total LG&E and KU	\$ 129,000	\$ (226,000)	\$ -	\$ 235,000

KENTUCKY UTILITIES COMPANY

CASE NO. 2012-00221

Response to Commission Staff's First Request for Information

Dated June 15, 2012

Question No. 58

Responding Witness: Lonnie E. Bellar / Valerie L. Scott

Q-58. Concerning KU's demand side management, conservation and energy efficiency programs, provide the following:

- a. A list of all programs currently offered by KU.
- b. The total cost of the programs KU offered during the test year and the costs incurred during each of the three most recent calendar years.
- c. Total demand and energy reductions realized under the programs KU offered during the test year and in each of the three most recent calendar years.

A-58. a. The current demand side management, conservation and energy efficiency programs offered at KU as approved by the Commission's November 9, 2011 Order in Case No. 2011-00134, are: Residential and Commercial Load Management; Commercial Conservation; Residential Conservation; Residential Low Income Weatherization; Smart Energy Profile; Residential Incentives; Residential Refrigerator Removal; Residential High Efficiency Lighting; Residential New Construction; Residential and Commercial AC Diagnostic and Tune-Up; Customer Education and Public Information; and the Dealer Referral Network.

b. KU demand side management cost of programs offered during the 12 months ending March 31, 2012 and the three most recent calendar years:

12 Months Ending March 2012	\$13,589,517.82
2011	\$12,541,914.43
2010	\$11,793,988.27
2009	\$10,687,721.66

c. The total incremental and cumulative demand and energy reductions realized under the programs KU offered during the test year and in each of the three

recent calendar years are reflected in the chart below. The cumulative demand and energy reductions reflect Portfolio to Date totals.

	Demand Reductions (MW)	Energy Savings (MWh)
2009	6.9	4,510
2010	13.8	56,311
2011	19.1	79,806
Test Yr. Ending Mar. 31, 2012	19.9	83,842

<u>Demand Reductions (MW)</u>	<u>2009</u>	<u>2010</u>	<u>2011</u>	<u>Test Yr.</u>
Incremental	7	14	19	20
Cumulative	67	81	100	103

<u>Energy Savings (MWh)</u>	<u>2009</u>	<u>2010</u>	<u>2011</u>	<u>Test Yr.</u>
Incremental	4,510	56,311	79,806	83,842
Cumulative	19,986	76,296	156,102	163,854