

COMMONWEALTH OF KENTUCKY
BEFORE THE PUBLIC SERVICE COMMISSION

In the Matter of:

APPLICATION OF NORTHERN KENTUCKY)	
WATER DISTRICT FOR APPROVAL OF)	CASE NO. 2012-00059
THE NEWPORT WATER MAIN EXTENSION,)	
ISSUANCE OF A CERTIFICATE OF)	
CONVENIENCE AND NECESSITY AND)	
APPROVAL OF FINANCING)	

APPLICATION FOR APPROVAL OF CONSTRUCTION AND FINANCING

Northern Kentucky Water District (NKWD), by counsel, petitions for an order approving the construction of an extension of the water main in Newport as described below pursuant to KRS 278.020. Approval of the financing pursuant to KRS 278.300 is also requested.

In support of the application, the following information is provided:

1. NKWD's office address is 2835 Crescent Spring Rd., Erlanger, KY 41018-0640. Its principal officers are listed in its current Annual Report on page 6, which is filed with the Commission as are its prior years Reports and is incorporated by reference as Exhibit E.
2. NKWD is a non-profit water district organized under Chapter 74 and has no separate articles of incorporation;
3. A description of NKWD's water system and its property stated at original cost by accounts is contained in its Annual Report, which is attached as Exhibit E.
4. NKWD serves retail customers in Kenton, Boone and Campbell Counties and sells water at wholesale to non-affiliated water distribution systems in Kenton, Boone, Pendleton and Campbell Counties.
5. NKWD proposes to construct new facilities as described in Exhibit A. The project involves the construction of approximately 1,390 feet of 8" ductile iron pipe on Parkview

Ave., 436 feet of 4" ductile iron pipe on Harrison Ave., 1,515 feet of 8" ductile iron pipe on 18th Street, 1,587 feet of 12" ductile pipe on 19th Street, 1,389 feet of ductile iron pipe on Summer Hill Ave., 106' feet of 4" ductile iron pipe and 247 feet of 2" HDPE pipe on Hulbert Alley in Newport, Campbell County, Kentucky

Two paper copies of the Maps, Plans and Specifications are provided as a separate bound document. The estimated total project cost is \$1,240,000.00. The District proposes to finance the project with funds from the District's 2009 Main Replacement Program with a Budget of \$3.1 million, PSC Reference Number 116, which was included in the 2010 bond issuance. The project's total budget is \$1,240,000.00, which includes construction cost, engineering, materials, and contingencies

6. The construction is in the public interest and is required to allow NKWD to continue to provide adequate service to its customers. The project, its cost, need and other details are contained in Exhibit A.

7. The total financing will be approximately \$1,240,000.00. See Exhibits C and D. The District has received all approvals from the DOW for the Plans and Specifications and funding for these improvements.

8. Easements and rights of way are not required, see Exhibit B.

9. This service will not compete with any other utility in the area.

10. The proposed construction project identified in Exhibit A is scheduled to begin construction in upon PSC approval and substantially completed in 4 months, beginning in May 2012 and completed in September, 2012. Board approval of the final bids for the project is included in Exhibit C. **Bids expire on April 9, 2012.**

11. No new franchises are required. A copy of the DOW letter approving the Plans and Specifications for the proposed improvements is attached as Exhibit B.

12. Construction descriptions are in Exhibit A and Bid Documents. Facts relied on to justify the public need are included in the project descriptions in Exhibit A.

13. Maps of the area showing location of the proposed facilities are in Exhibit A.

14. The construction costs will be funded by the 2009 MRP and the 2010 bond.
15. Estimated operating costs for operation and maintenance, depreciation and debt service after construction are shown in Exhibit D.
16. A description of the facilities and operation of the system are in Exhibit A.
17. A full description of the route, location of the project, description of construction and related information is in Exhibit A.
18. The start date for construction is May, 2012. The proposed in-service date is September, 2012. The total estimated cost of construction at completion is referenced in Exhibits A, B and D.
19. CWIP at end of test year is listed in Exhibit E.
20. Plant retirements are listed in Exhibit B and E. No salvage values are included as booked.
21. The use of the funds and need for the facilities is justified based on a the engineering report included as Exhibit A
22. No rate adjustment is being proposed.
23. The following information is provided in response to 807 KAR 5:001 (8):
 - a. Articles of Incorporation – None. NKWD is a statutorily created water district under KRS Chapter 74;
24. The following information is supplied pursuant to 807 KAR 5:001(9):
 - a. Facts relied upon to show that the application is in the public interest: See Exhibit A.
25. The following information is provided as required by 807 KAR 5:001 (11):
 - a. A general description of the property is contained in the Annual Report, Exhibit E.
 - b. No stock is to be issued; No bonds are to be issued in this case;
 - c. There is no refunding or refinancing;
 - d. The proceeds of the financing are to construct the property described in

Exhibit A

e. The par value, expenses, use of proceeds, interest rates and other information is not applicable because no bonds are being issued at this time.

26. The following exhibits are provided pursuant to 807 KAR 5:001 (11)(2):

a. There are no trust deeds. All notes, indebtedness and mortgages are included in Exhibits E and F.

b. Property is to be constructed is described in Exhibit A.

27. The following information is provided pursuant to 807 KAR 5:001(6):

a. No stock is authorized.

b. No stock is issued.

c. There are no stock preferences.

d. Mortgages are listed in Exhibit F.

e. Bonds are listed in Exhibit F.

f. Notes are listed in Exhibit F.

g. Other indebtedness is listed in Exhibit F.

h. No dividends have been paid.

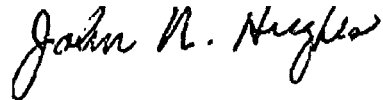
i. Current balance sheet, income statement and debt schedule are attached as Exhibits F and G.

28. USoA plant accounts are included in Exhibit D.

29. Depreciation cost, cost of operation after installation and debt service are in Exhibit D.

For these reasons, the District requests issuance of an order granting authority to construct and finance the facilities and for any other authorization that may be necessary.

SUBMITTED BY:



John N. Hughes
124 W. Todd St.
Frankfort, KY 40601

Attorney for Northern
Kentucky Water District

LIST OF EXHIBITS

Section 8(1)	Full name and post office address of applicant and a reference to the particular provision of law requiring Commission approval.	Application
Section 8(2)	The original and 10 copies of the application with an additional copy for any party named therein as an interested party.	yes
Section 8(3)	If applicant is a corporation, a certified copy of the Articles of Incorporation and all amendments thereto <u>or</u> if the articles were filed with the PSC in a prior proceeding, a reference to the style and case number of the prior proceeding.	n/a
Section 9(2)	1. The facts relied upon to show that the proposed new construction is or will be required by public convenience or necessity.	Exhibit A
	2. Copies of franchises or permits, if any, from the proper public authority for the proposed new construction or extension, if not previously filed with the commission.	Exhibit B
	3. A full description of the proposed location, route, or routes of the new construction or extension, including a description of the manner in which same will be constructed, and also the names of all public utilities, corporations, or persons with whom the proposed new construction or extension is likely to compete.	Exhibit A
	4. Three (3) maps to suitable scale (preferably not more than two (2) miles per inch) showing the	Exhibit A

location or route of the proposed new construction or extension, as well as the location to scale of any like facilities owned by others located anywhere within the map area with adequate identification as to the ownership of such other facilities.

5. The manner, in detail, in which it is proposed to finance the new construction or extension.

6. An estimated cost of operation after the proposed facilities are completed.

Exhibits A, D
Exhibit D

KRS 322.340

Engineering plans, specifications, plats and report for the proposed construction. The engineering documents prepared by a registered engineer, requires that they be signed, sealed, and dated by an engineer registered in Kentucky.

Exhibit A

Section 8(1)

Full name and post office address of applicant and a reference to the particular provision of law requiring Commission approval.

Application

Section 8(2)

The original and 10 copies of the application with an additional copy for any party named therein as an interested party.

yes

Section 8(3)

If applicant is a corporation, a certified copy of the Articles of Incorporation and all amendments thereto or if the articles were filed with the PSC in a prior proceeding, a reference to the style and case number of the prior proceeding.

n/a

KRS 278.300(2)

Every financing application shall be made under oath, and shall be signed and filed on behalf of the utility by its president, or by a vice president, auditor, comptroller or other executive officer having knowledge of the matters set forth and duly designated by the utility.

Application

807 KAR 5:001:

Section 11(1)(a)

Description of applicant's property.
Statement of original cost of applicant's property and the cost to the applicant, if different.

Exhibit E

<p>Section 11(1)(b) If stock is to be issued: and kinds to be issued.</p> <p>--Description of amount and kinds to be issued.</p> <p>--If preferred stock, a description of the preferences.</p> <p>If Bonds or Notes or Other Indebtedness is proposed:</p> <p>--Description of the amount(s)</p> <p>--Full description of all terms</p> <p>--Interest rates(s)</p> <p>--Whether the debt is to be secured and if so a description of how it's secured.</p>	<p></p> <p>none</p> <p>none</p> <p>Exhibits E, F</p> <p></p> <p></p> <p></p>
<p>Section 11(1)(c) Statement of how proceeds are to be used. Should show amounts for each type of use (i.e., property, debt refunding, etc.)</p>	<p>Exhibit A</p> <p></p>
<p>807 KAR 5:001: Section 11(1)(d) If proceeds are for property acquisition, give a full description thereof. Supply any contracts.</p>	<p></p> <p>n/a</p>
<p>Section 11(1)(e) If proceeds are to refund outstanding obligations, give:</p> <p>--Par value</p> <p>--Amount for which actually sold</p> <p>--Expenses and application of proceeds</p> <p>--Date of obligations</p> <p>--Total amount</p> <p>--Time held</p> <p>--Interest rate</p> <p>--Payee</p>	<p>n/a</p> <p></p> <p></p> <p></p> <p></p> <p></p> <p></p> <p></p> <p></p>
<p>Section 11(2)(a) Financial Exhibit (see below) Section 11(2)(b) Copies of all trust deeds or mortgages. If previously filed, state case number.</p>	<p></p> <p>Exhibit E</p>

Section 11(2)(c) If Property to be acquired:

--Maps and plans of property.

Exhibit A
Exhibit D

Section 11(2)(c) --Detailed estimates by USOA account number.

ALL INFORMATION BELOW IN SECTIONS 6(1) THROUGH 6(9) SHOULD COVER THE PERIOD ENDING NOT MORE THAN 90 DAYS PRIOR TO DATE ON WHICH APPLICATION WAS FILED:

807 KAR 5:001

Section 6(1) Amount and types of stock authorized.

None

Section 6(2) Amount and types of stock issued and outstanding.

None

Section 6(3) Detail of preference terms of preferred stock.

None

Section 6(4) Mortgages:

--Date of Execution

--Name of Mortgagor

--Name of Mortgagee or Trustee

--Amount of Indebtedness Secured

--Sinking Fund Provisions

Exhibit E,F

--

--

--

--

Section 6(5) Bonds

--Amount Authorized

--Amount Issued

--Name of Utility Who Issued

--Description of Each Class Issued

--Date of Issue

--Date of Maturity

--How Secured

--Interest Paid in Last Fiscal Year

Exhibit E,F

--

--

--

--

--

--

--

--

Section 6(6) Notes Outstanding:

Exhibit

	--Date of Issue	E,F
	--Amount	
	--Maturity Date	
	--Rate of Interest	
	--In Whose Favor	
	--Interest Paid in Last Fiscal Year	
Section 6(7)	<u>Other Indebtedness:</u>	
	--Description of Each Class	
	--How Secured	
	--Description of Any Assumption of Indebtedness by Outside Party (i.e., any transfer)	
	--Interest Paid in Last Fiscal Yr.	none
Section 6(8)	Rate and amount of dividends paid during the five (5) previous fiscal years and the amount of capital stock on which dividends were paid each year.	None
Section 6(9)	Detailed income statement and balance sheet.	Exhibits F G

**NORTHERN KENTUCKY
WATER DISTRICT**

Newport Water Main Replacement

Campbell County, Kentucky

Project 184-670

ENGINEERING REPORTS AND INFORMATION

Project Map

System Hydraulic Model

Engineer's Opinion of Probable Total Construction Cost

Plans prepared by CDP Engineers
(See Attached)

Specifications prepared by CDP Engineers
(See Attached)

Case No. 2012- 00059

Exhibit A

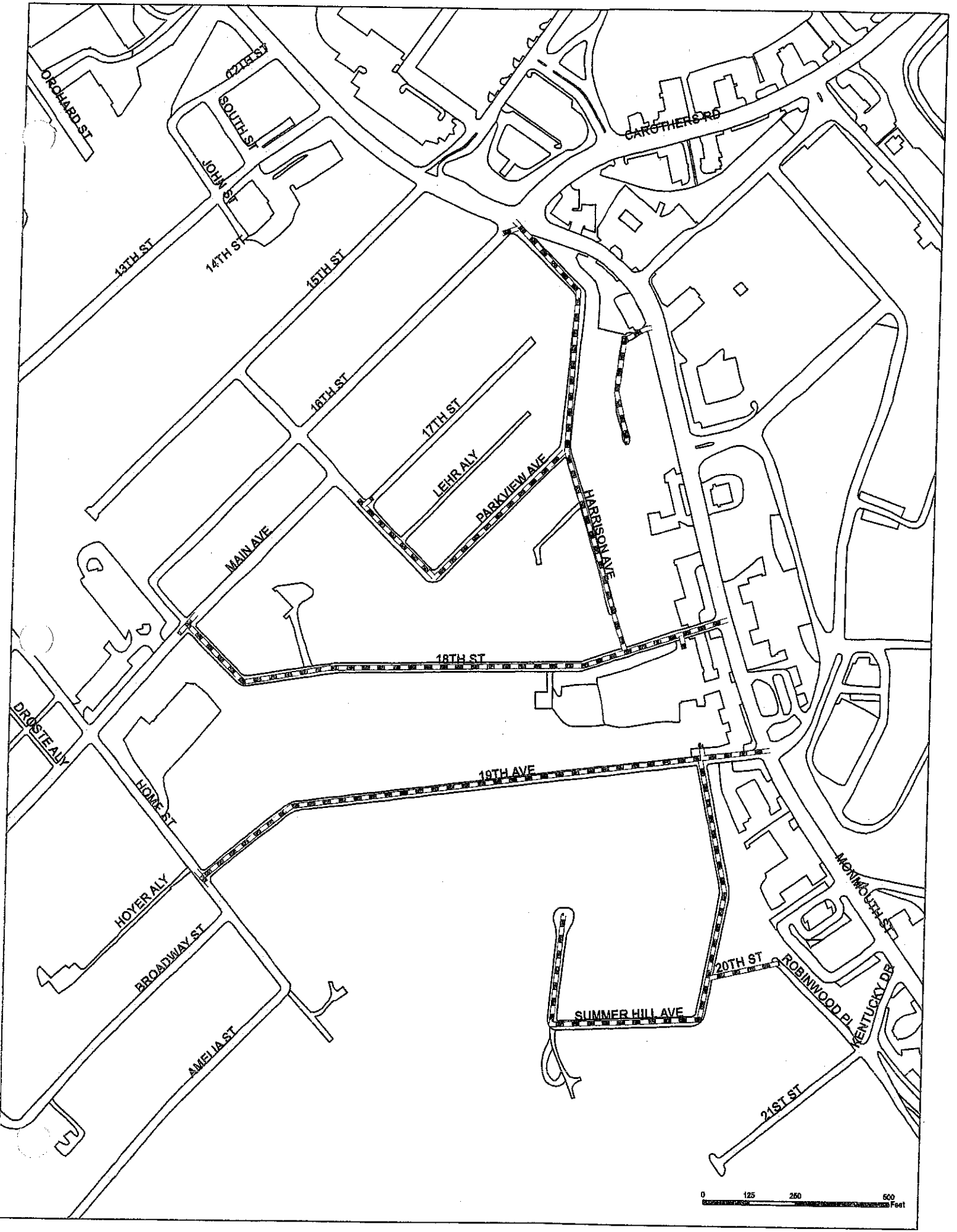
**NORTHERN KENTUCKY
WATER DISTRICT**

Newport Water Main Replacement

Campbell County, Kentucky

Project 184-670

Project Map



0 125 250 500 Feet

Case No. 2012- 00059
Exhibit A

**NORTHERN KENTUCKY
WATER DISTRICT**

Newport Water Main Replacement

Campbell County, Kentucky

Project 184-670

System Hydraulic Model

Northern Kentucky
Water District

FIRE FLOW CERTIFICATION

**Parkview Ave., Harrison Ave., 18th St.,
19th Ave., Summer Hill Ave., & Hulbert Alley
Water Main Replacement
City of Newport
Campbell County, KY
November 3, 2011**


I certify that the proposed improvements meet the 807 KAR 5:066, Section 10b regulation for fire flow protection relating to KRS Chapter 278. With regard to mains 6 inches or larger, I am certifying that "the system can provide a minimum fire flow of 250 gallons per minute; and the water system supporting this flow has the capability of providing this flow for a period of not less than two (2) hours plus consumption at the maximum daily rate". This certification is based on the information available and is not a guarantee of any precise results.

This certification is based on hydraulic modeling performed using InfoWater, the program available from MWHSoft. Supporting documentation and operating conditions are attached and are the basis for this certification.

It should be noted that input data used for modeling is based on available data. Results can change and are dependent on the demand conditions, which can vary at any given time. These values will impact the final results when adjusted. The certification is based on estimated conditions and contains many assumptions based on historical data.

With this certification, the Northern Kentucky Water District will permit the construction of fire hydrants on mains 6 inches or larger within this development.

Fire flow analyses were made using a hydrant within the subdivision that would provide a representative result that should simulate the results at other hydrants within the system. Minor variations at different hydrants would still provide a flow rate that meets the minimum standard.



Northern Kentucky
Water District

HYDRAULIC AND FLUSHING VELOCITY CERTIFICATION

**Parkview Ave., Harrison Ave., 18th St.,
19th Ave., Summer Hill Ave., & Hulbert Alley
Water Main Replacement
City of Newport
Campbell County, KY
November 3, 2011**

I certify that the proposed improvements will meet the American Water Works Association Standard C651 standard for flushing velocity in the main meeting 2.5 feet per second while maintaining at least 20 psi pressure in accordance with 401 KAR 8:100.

The maximum flow rate that can reliably be supplied to the main and meet 20 psi in the system under maximum hour conditions is:

- 1,030 gpm on Parkview Avenue / Harrison Avenue
- 237 gpm on Hulbert Alley
- 1,500 gpm on 18th Street
- 1,500 gpm on 19th Street / Summer Hill Avenue

At least 30 psi can be maintained under the peak domestic demand for the 156 customers affected. The peak domestic demand using the D.R. Taylor formula is:


- 69 gpm on Parkview Avenue / Harrison Avenue (47 customers)
- 24 gpm on Hulbert Alley (6 customers)
- 56 gpm on 18th Street (31 customers)
- 85 gpm on 19th Street / Summer Hill Avenue (72 customers)

This certification is based on the information available and is not a guarantee of any precise results. Results are based on hydraulic modeling performed using InfoWater, the program available from MWHSoft. Supporting documentation and operating conditions are attached and are the basis for this certification.

It should be noted that input data used for modeling is based on available data. Results can change and are dependent on the demand conditions, which can vary at any given time. These values will impact the final results when adjusted. The certification is based on estimated conditions for maximum hour demand conditions and contains many assumptions based on historical data.

With this certification, the Northern Kentucky Water District will permit the construction of the proposed development.

The assumed Hazen-Williams roughness coefficient for all new pipe was 120, which is suitable for ductile iron or HDPE. The water level in the South Newport Tank was one-half full.



Parkview Ave., Harrison Ave., 18th St., 19th Ave.,
 Summer Hill Ave., and Hulbert Alley
 Water Main Replacement
 Newport
 Campbell County, Kentucky
 Output from InfoWater model - copied to Excel
 November 3, 2011

Northern Kentucky Water District

Maximum Hour Run for Potential Customers

Maximum Hour Run, 156 affected Customers = 234 GPM				
ID	Demand, gpm	Elevation, ft	Grade, ft	Pressure, psi
15064	11.5	585	964.5	164.4
J208	11.5	598	963.9	158.6
15345	11.5	649	963.7	136.3
15346	11.5	646	963.8	137.7
15355	11.5	615	964.2	151.3
15356	11.5	637	964.0	141.7
J212	8.0	572	963.3	169.6
J214	8.0	592	962.7	160.6
J216	8.0	586	963.3	163.5
J210	18.7	542	961.3	181.7
15347	18.7	580	961.3	165.2
15368	18.7	636	961.3	140.9
15169	14.2	649	960.3	134.9
15171	14.2	580	960.3	164.8
15173	14.2	548	960.4	178.7
15394	14.2	622	960.4	146.6
15396	14.2	670	960.4	125.8
15397	14.2	554	960.4	176.1

Flushing Velocities Under Maximum Hour

*side street mains closed to get 2.5 fps

Parkview Avenue

Flushing velocity 2.5 fps for new 8" pipe (under max hour)

ID	Demand, gpm	Elevation, ft	Grade, ft	Pressure, psi
15064	11.5	585	958	162
J208	11.5	598	955	155
15345	392.0	649	952	131
15346	11.5	646	953	133
15355	11.5	615	956	148
15356	11.5	637	955	138
J212	8.0	572	957	167
J214	8.0	592	956	158
J216	8.0	586	957	161
J210	18.7	542	955	179
15347	18.7	580	955	163
15368	18.7	636	955	138
15169	14.2	649	955	132
15171	14.2	580	955	162
15173	14.2	548	955	176
15394	14.2	622	955	144
15396	14.2	670	955	123
15397	14.2	554	955	174

Pipe Information for flushing velocity at 2.5 fps for new 8" pipe

Pipe ID	Length, ft	Diam, inch	Flow, gpm	Velocity, fps	Roughness
15360	263	8	426	2.7	120
15374	265	8	392	2.5	120
15388	477	8	403	2.6	120
15389	379	8	438	2.8	120

Flushing Velocities Under Maximum Hour (Continued)

*side street mains closed to get 2.5 fps

Hulbert Alley

Flushing velocity 2.5 fps for new 2" & 4" pipe (under max hour)				
ID	Demand, gpm	Elevation, ft	Grade, ft	Pressure, psi
15064	11.5	585	963	164
J208	11.5	598	962	158
15345	11.5	649	962	136
15346	11.5	646	962	137
15355	11.5	615	963	151
15356	11.5	637	962	141
J212	8.0	572	962	169
J214	90.0	592	908	137
J216	8.0	586	961	162
J210	18.7	542	960	181
15347	18.7	580	960	165
15368	18.7	636	960	140
15169	14.2	649	959	134
15171	14.2	580	959	164
15173	14.2	548	959	178
15394	14.2	622	959	146
15396	14.2	670	959	125
15397	14.2	554	959	175

Pipe Information for flushing velocity at 2.5 fps for new 2" & 4" pipe					
Pipe ID	Length, ft	Diam, inch	Flow, gpm	Velocity, fps	Roughness
P367	76	4	98	2.5	120
P371	250	2	90	9.2	120

Maximum Available Flow Under Maximum Hour

Parkview Avenue / Harrison Avenue

Maximum Hour Run, Maximum Available Flow				
ID	Demand, gpm	Elevation, ft	Grade, ft	Pressure, psi
15064	11.5	585	951.5	158.8
J208	1030.0	598	645.8	20.7
15345	11.5	649	941.8	126.9
15346	11.5	646	941.6	128.1
15355	11.5	615	945.3	143.1
15356	11.5	637	941.1	131.8
J212	8.0	572	950.8	164.1
J214	8.0	592	950.2	155.2
J216	8.0	586	950.8	158.1
J210	18.7	542	949.6	176.6
15347	18.7	580	948.8	159.8
15368	18.7	636	948.3	135.3
15169	14.2	649	949.3	130.1
15171	14.2	580	949.3	160.0
15173	14.2	548	949.4	173.9
15394	14.2	622	949.3	141.8
15396	14.2	670	949.3	121.0
15397	14.2	554	949.4	171.3

Maximum Available Flow Under Maximum Hour (Continued)

Hulbert Alley

Maximum Hour Run, Maximum Available Flow				
ID	Demand, gpm	Elevation, ft	Grade, ft	Pressure, psi
15064	11.5	585	960.4	162.7
J208	11.5	598	959.9	156.8
15345	11.5	649	959.6	134.6
15346	11.5	646	959.7	135.9
15355	11.5	615	960.1	149.5
15356	11.5	637	960.0	139.9
J212	8.0	572	958.9	167.6
J214	237.0	592	639.7	20.7
J216	8.0	586	955.4	160.1
J210	18.7	542	957.3	180.0
15347	18.7	580	957.3	163.5
15368	18.7	636	957.3	139.2
15169	14.2	649	956.5	133.3
15171	14.2	580	956.6	163.2
15173	14.2	548	956.6	177.1
15394	14.2	622	956.6	145.0
15396	14.2	670	956.6	124.2
15397	14.2	554	956.6	174.5

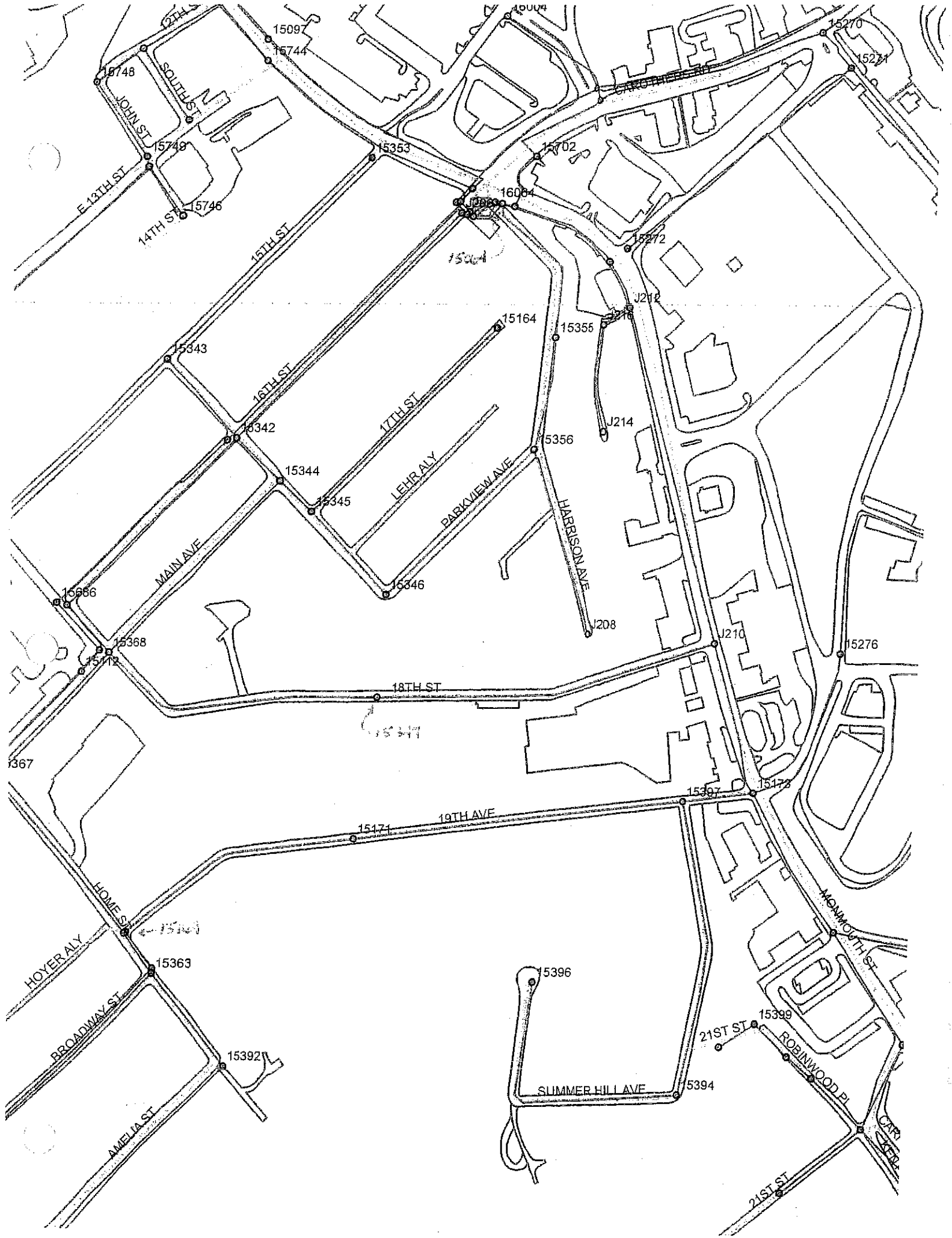
18th Street

Maximum Hour Run, Maximum Available Flow				
ID	Demand, gpm	Elevation, ft	Grade, ft	Pressure, psi
15064	11.5	585	949.8	158.1
J208	11.5	598	947.1	151.3
15345	11.5	649	944.6	128.1
15346	11.5	646	945.5	129.8
15355	11.5	615	948.2	144.4
15356	11.5	637	947.2	134.4
J212	8.0	572	947.6	162.8
J214	8.0	592	947.0	153.8
J216	8.0	586	947.6	156.7
J210	18.7	542	943.7	174.1
15347	18.7	580	930.4	151.8
15368	1500.0	636	919.7	122.9
15169	14.2	649	943.5	127.6
15171	14.2	580	943.5	157.5
15173	14.2	548	943.7	171.4
15394	14.2	622	943.6	139.4
15396	14.2	670	943.6	118.6
15397	14.2	554	943.6	168.8

19th Avenue / Summer Hill Avenue

Maximum Hour Run, Maximum Available Flow				
ID	Demand, gpm	Elevation, ft	Grade, ft	Pressure, psi
15064	11.5	585	950.5	158.4
J208	11.5	598	949.6	152.3
15345	11.5	649	949.0	130.0
15346	11.5	646	949.2	131.4
15355	11.5	615	950.0	145.1
15356	11.5	637	949.6	135.5
J212	8.0	572	947.8	162.8
J214	8.0	592	947.2	153.9
J216	8.0	586	947.8	156.8
J210	18.7	542	943.1	173.8
15347	18.7	580	943.2	157.4
15368	18.7	636	943.3	133.2
15169	14.2	649	940.1	126.1
15171	14.2	580	940.0	156.0
15173	14.2	548	940.9	170.2
15394	14.2	622	908.3	124.0
15396	1500.0	670	878.4	90.3
15397	14.2	554	940.0	167.2

<u>Pipe ID</u>	<u>From Node</u>	<u>To Node</u>
15176	15169	15171
15177	15171	15397
15360	15356	15355
15374	15345	15346
15378	15368	15347
15381	J210	15347
15388	15356	15346
15389	15355	15064
15391	15356	J208
P363	15397	15173
P367	J212	J216
15433	15394	15396
15435	15397	15394
P371	J216	J214



Case No. 2012- 00059
Exhibit A

**NORTHERN KENTUCKY
WATER DISTRICT**

Newport Water Main Replacement

Campbell County, Kentucky

Project 184-670

**Engineer's Opinion
Of Probable
Construction Cost**

Water Main Replacement Project - Parkway Avenue

Item No.	Description	Unit of Measure	Estimated Quantity	Unit Cost Total	Total Cost
1	6.01 CLASS 50 DUCTILE IRON PIPE - 8"	LF	1,124	\$70.00	\$78,680.00
2	6.02B CLASS 50 DUCTILE IRON PIPE - 4" - RESTRAINED JOINT.	LF	25	\$55.00	\$1,375.00
3	6.02B CLASS 50 DUCTILE IRON PIPE - 6" - RESTRAINED JOINT.	LF	0	\$70.00	\$0.00
4	6.02B CLASS 50 DUCTILE IRON PIPE - 8" - RESTRAINED JOINT.	LF	266	\$85.00	\$22,610.00
5	7.01 CONNECT TO EXISTING MAINT/IE-IN - 4"	EA	2	\$2,500.00	\$5,000.00
6	7.01 CONNECT TO EXISTING MAINT/IE-IN - 12"	EA	1	\$3,000.00	\$3,000.00
7	8.01 INSTALL FIRE HYDRANT ASSEMBLY	EA	4	\$3,750.00	\$15,000.00
8	8.03 REMOVE FIRE HYDRANT	EA	3	\$250.00	\$750.00
9	9.01 DUCTILE IRON RESILIENT SEATED GATE VALVE - 8"	EA	6	\$1,170.00	\$7,020.00
10	9.01 DUCTILE IRON RESILIENT SEATED GATE VALVE - 12"	EA	2	\$1,950.00	\$3,900.00
11	10.01 REPLACE and RECONNECT SERVICE LINE (3/4" THRU 2") (Service line materials provided by NKWD)	EA	10	\$500.00	\$5,000.00
12	10.02 REPLACE SERVICE LINE AND INSTALL WATER METER SETTING (3/4" THRU 2") (Service line materials provided by NKWD)	EA	21	\$1,050.00	\$22,050.00
13	10.03 RECONNECT COPPER SERVICE (3/4" THRU 2") (Service line materials provided by NKWD)	EA	8	\$500.00	\$4,000.00
14	10.08 REMOVE EXISTING CURB STOP/METER CROCK	EA	1	\$250.00	\$250.00
15	11.04 PLUG AND BLOCK	EA	3	\$750.00	\$2,250.00
16	11.05 AIR RELEASE VALVE (ARV and service line materials provided by NKWD)	EA	1	\$750.00	\$750.00
17	11.06 ANCHORING TEE AND BLOCK - 8"x8"x6"	EA	4	\$325.00	\$1,300.00
18	11.06 ANCHORING TEE AND BLOCK - 8"x8"x8"	EA	2	\$350.00	\$700.00
19	11.06 ANCHORING TEE AND BLOCK - 12"x12"x8"	EA	1	\$1,100.00	\$1,100.00
20	11.09 REDUCER - 8"x4"	EA	2	\$250.00	\$500.00
21	12.05 ASPHALTIC CONCRETE MILLING AND PAVING	SY	0	\$40.00	\$0.00
22	12.06 ASPHALTIC CONCRETE	SY	414	\$35.00	\$14,490.00
23	12.11 CONCRETE CURBING	LF	26	\$35.00	\$910.00
24	12.12 CONCRETE SIDEWALK	SY	16	\$55.00	\$880.00
25	12.14 BEST MANAGEMENT PRACTICE	LS	1	\$525.00	\$525.00
TOTAL BASE BID - PARKVIEW AVENUE					\$192,040.00

Note: See Section 01025 Measurement and Payment for bid form definitions.

Water Main Replacement Project - Parkview Avenue

ADDITIVE ALTERNATE A

Item No.	Description	Unit of Measure	Estimated Quantity	Unit Cost Total	Total Cost
A	12.05 ASPHALTIC CONCRETE MILLING AND PAVING NKWD PORTION	SY	1,868	\$15.00	\$28,020.00

ADDITIVE ALTERNATE B

Item No.	Description	Unit of Measure	Estimated Quantity	Unit Cost Total	Total Cost
B	12.05 ASPHALTIC CONCRETE MILLING AND PAVING NKWD PORTION AND REMAINDER OF STREET	SY	4,146	\$15.00	\$62,190.00

Water Main Replacement Project - Harrison Avenue

Item No.	Description	Unit of Measure	Estimated Quantity	Unit Cost Total	Total Cost
1	6.01 CLASS 50 DUCTILE IRON PIPE - 4"	LF	436	\$48.00	\$20,928.00
2	6.02B CLASS 50 DUCTILE IRON PIPE - 4" - RESTRAINED JOINT.	LF	18	\$55.00	\$990.00
3	9.01 DUCTILE IRON RESILIENT SEATED GATE VALVE - 4"	EA	1	\$500.00	\$500.00
4	10.01 REPLACE and RECONNECT SERVICE LINE (3/4" THRU 2") (Service line materials provided by NKWD)	EA	2	\$500.00	\$1,000.00
5	10.02 REPLACE SERVICE LINE AND INSTALL WATER METER SETTING (3/4" THRU 2") (Service line materials provided by NKWD)	EA	5	\$1,050.00	\$5,250.00
6	10.03 RECONNECT COPPER SERVICE (3/4" THRU 2") (Service line materials provided by NKWD)	EA	1	\$500.00	\$500.00
7	11.09 REDUCER - 8"x4"	EA	1	\$250.00	\$250.00
8	11.10 FLUSHING DEVICE	EA	1	\$800.00	\$800.00
9	12.05 ASPHALTIC CONCRETE MILLING AND PAVING	SY	0	\$40.00	\$0.00
10	12.06 ASPHALTIC CONCRETE	SY	129	\$35.00	\$4,515.00
11	12.12 CONCRETE SIDEWALK	SY	0	\$55.00	\$0.00
12	12.14 BEST MANAGEMENT PRACTICE	LS	1	\$175.00	\$175.00
	TOTAL BASE BID - HARRISON AVENUE				\$34,908.00

Note: See section 01025 Measurement and Payment for bid form definitions.

ADDITIVE ALTERNATE A

Item No.	Description	Unit of Measure	Estimated Quantity	Unit Cost Total	Total Cost
A	12.05 ASPHALTIC CONCRETE MILLING AND PAVING NKWD PORTION	SY	504	\$15.00	\$7,560.00

ADDITIVE ALTERNATE B

Item No.	Description	Unit of Measure	Estimated Quantity	Unit Cost Total	Total Cost
B	12.05 ASPHALTIC CONCRETE MILLING AND PAVING NKWD PORTION AND REMAINDER OF STREET	SY	915	\$15.00	\$13,725.00

WATER MAIN REPLACEMENT PROJECT - 18th STREET

Item No.	Description	Unit of Measure	Estimated Quantity	Unit Cost Total	Total Cost
1	6.01 CLASS 50 DUCTILE IRON PIPE - 8"	LF	1391	\$70.00	\$97,370.00
2	6.02B CLASS 50 DUCTILE IRON PIPE - 4" - RESTRAINED JOINT.	LF	6	\$55.00	\$330.00
3	6.02B CLASS 50 DUCTILE IRON PIPE - 6" - RESTRAINED JOINT.	LF	0	\$70.00	\$0.00
4	6.02B CLASS 50 DUCTILE IRON PIPE - 8" - RESTRAINED JOINT.	LF	124	\$85.00	\$10,540.00
5	7.01 CONNECT TO EXISTING MAINT/IE-IN - 4"	EA	1	\$2,500.00	\$2,500.00
6	7.01 CONNECT TO EXISTING MAINT/IE-IN - 12"	EA	1	\$3,000.00	\$3,000.00
7	8.01 INSTALL FIRE HYDRANT ASSEMBLY	EA	2	\$3,750.00	\$7,500.00
8	8.03 REMOVE FIRE HYDRANT	EA	2	\$250.00	\$500.00
9	9.01 DUCTILE IRON RESILIENT SEATED GATE VALVE - 4"	EA	3	\$500.00	\$1,500.00
10	9.01 DUCTILE IRON RESILIENT SEATED GATE VALVE - 8"	EA	1	\$1,170.00	\$1,170.00
11	9.01 DUCTILE IRON RESILIENT SEATED GATE VALVE - 12"	EA	2	\$1,950.00	\$3,900.00
12	10.01 REPLACE and RECONNECT SERVICE LINE (3/4" THRU 2") (Service line materials provided by NKWD)	EA	7	\$500.00	\$3,500.00
13	10.02 REPLACE SERVICE LINE AND INSTALL WATER METER SETTING (3/4" THRU 2") (Service line materials provided by NKWD)	EA	19	\$1,050.00	\$19,950.00
14	10.03 RECONNECT COPPER SERVICE (3/4" THRU 2") (Service line materials provided by NKWD)	EA	5	\$500.00	\$2,500.00
15	10.08 REMOVE EXISTING CURB STOP/METER CROCK	EA	1	\$250.00	\$250.00
16	11.06 ANCHORING TEE AND BLOCK - 4"x4"x4"	EA	1	\$250.00	\$250.00
17	11.06 ANCHORING TEE AND BLOCK - 8"x8"x6"	EA	2	\$325.00	\$650.00
18	11.06 ANCHORING TEE AND BLOCK - 12"x12"x8"	EA	1	\$1,100.00	\$1,100.00
19	11.09 REDUCER - 8"x4"	EA	1	\$250.00	\$250.00
20	12.05 ASPHALTIC CONCRETE MILLING AND PAVING	SY	0	\$40.00	\$0.00
21	12.06 ASPHALTIC CONCRETE	SY	450	\$35.00	\$15,750.00
22	12.11 CONCRETE CURBING	LF	12	\$35.00	\$420.00
23	12.12 CONCRETE SIDEWALK	SY	2	\$55.00	\$110.00
24	12.14 BEST MANAGEMENT PRACTICE	LS	1	\$550.00	\$550.00
TOTAL BASE BID - 18th STREET					\$173,590.00

Note: See section 01025 Measurement and Payment for bid form definitions.

Water Main Replacement Project - 18th Street

ADDITIVE ALTERNATE A

Item No.	Description	Unit of Measure	Estimated Quantity	Unit Cost Total	Total Cost
A	12.05 ASPHALTIC CONCRETE MILLING AND PAVING NKWD PORTION	SY	2,277	\$15.00	\$34,155.00

ADDITIVE ALTERNATE B

Item No.	Description	Unit of Measure	Estimated Quantity	Unit Cost Total	Total Cost
B	12.05 ASPHALTIC CONCRETE MILLING AND PAVING NKWD PORTION AND REMAINDER OF STREET	SY	4,332	\$15.00	\$64,980.00

Water Main Replacement Project - 19th Street

Item No.	Description	Unit of Measure	Estimated Quantity	Unit Cost Total	Total Cost
1	6.01 CLASS 50 DUCTILE IRON PIPE - 8"	LF	410	\$70.00	\$28,700.00
2	6.01 CLASS 50 DUCTILE IRON PIPE - 12"	LF	870	\$80.00	\$69,600.00
3	6.02B CLASS 50 DUCTILE IRON PIPE - 4" -- RESTRAINED JOINT.	LF	10	\$55.00	\$550.00
4	6.02B CLASS 50 DUCTILE IRON PIPE - 6" -- RESTRAINED JOINT.	LF	0	\$70.00	\$0.00
5	6.02B CLASS 50 DUCTILE IRON PIPE - 8" -- RESTRAINED JOINT.	LF	8	\$85.00	\$680.00
6	6.02B CLASS 50 DUCTILE IRON PIPE - 12" -- RESTRAINED JOINT.	LF	307	\$100.00	\$30,700.00
7	7.01 CONNECT TO EXISTING MAINT/IE-IN - 4"	EA	1	\$2,500.00	\$2,500.00
8	7.01 CONNECT TO EXISTING MAINT/IE-IN - 10"	EA	1	\$2,800.00	\$2,800.00
9	7.01 CONNECT TO EXISTING MAINT/IE-IN - 12"	EA	1	\$3,000.00	\$3,000.00
10	8.01 INSTALL FIRE HYDRANT ASSEMBLY	EA	4	\$3,750.00	\$15,000.00
11	8.03 REMOVE FIRE HYDRANT	EA	5	\$250.00	\$1,250.00
12	9.01 DUCTILE IRON RESILIENT SEATED GATE VALVE - 4"	EA	3	\$500.00	\$1,500.00
13	9.01 DUCTILE IRON RESILIENT SEATED GATE VALVE - 12"	EA	6	\$1,950.00	\$11,700.00
14	10.01 REPLACE and RECONNECT SERVICE LINE (3/4" THRU 2") (Service line materials provided by NKWD)	EA	14	\$500.00	\$7,000.00
15	10.02 REPLACE SERVICE LINE AND INSTALL WATER METER SETTING (3/4" THRU 2") (Service line materials provided by NKWD)	EA	22	\$1,050.00	\$23,100.00
16	10.08 REMOVE EXISTING CURB STOP/METER CROCK	EA	4	\$250.00	\$1,000.00
17	11.04 PLUG AND BLOCK	EA	1	\$750.00	\$750.00
18	11.06 ANCHORING TEE AND BLOCK - 4"X4"X4"	EA	1	\$250.00	\$250.00
19	11.06 ANCHORING TEE AND BLOCK - 12"X12"X6"	EA	4	\$550.00	\$2,200.00
20	11.06 ANCHORING TEE AND BLOCK - 12"X12"X8"	EA	1	\$1,100.00	\$1,100.00
21	11.07 DUCTILE IRON TEE AND BLOCK - 12"X12"X12"	EA	2	\$1,500.00	\$3,000.00
22	11.09 REDUCER - 12"x4"	EA	1	\$400.00	\$400.00
23	11.09 REDUCER - 12"x10"	EA	1	\$500.00	\$500.00
24	11.15 SLEEVE OUT EXISTING TEE/CROSSVALVE	EA	2	\$725.00	\$1,450.00
25	12.05 ASPHALTIC CONCRETE MILLING AND PAVING	SY	0	\$40.00	\$0.00
26	12.06 ASPHALTIC CONCRETE	SY	447	\$35.00	\$15,645.00
27	12.11 CONCRETE CURBING	LF	16	\$35.00	\$560.00
28	12.12 CONCRETE SIDEWALK	SY	9	\$55.00	\$495.00
29	12.14 BEST MANAGEMENT PRACTICE	LS	1	\$600.00	\$600.00
TOTAL BASE BID - 19th STREET					\$226,030.00

Note: See section 01025 Measurement and Payment for bid form definitions.

Water Main Replacement Project - 19th Street

ADDITIVE ALTERNATE A

Item No.	Description	Unit of Measure	Estimated Quantity	Unit Cost Total	Total Cost
A	12.05 ASPHALTIC CONCRETE MILLING AND PAVING NKWD PORTION	SY	2,509	\$15.00	\$37,635.00

ADDITIVE ALTERNATE B

Item No.	Description	Unit of Measure	Estimated Quantity	Unit Cost Total	Total Cost
B	12.05 ASPHALTIC CONCRETE MILLING AND PAVING NKWD PORTION AND REMAINDER OF STREET	SY	4,315	\$15.00	\$64,725.00

Water Main Replacement Project - Summer Hill Avenue

Item No.	Description	Unit of Measure	Estimated Quantity	Unit Cost Total	Total Cost
1	6.01 CLASS 50 DUCTILE IRON PIPE - 8"	LF	1226	\$70.00	\$85,820.00
2	6.02B CLASS 50 DUCTILE IRON PIPE - 6" - RESTRAINED JOINT.	LF	0	\$70.00	\$0.00
3	6.02B CLASS 50 DUCTILE IRON PIPE - 8" - RESTRAINED JOINT.	LF	163	\$85.00	\$13,855.00
4	8.01 INSTALL FIRE HYDRANT ASSEMBLY	EA	3	\$3,750.00	\$11,250.00
5	8.03 REMOVE FIRE HYDRANT	EA	2	\$250.00	\$500.00
6	9.01 DUCTILE IRON RESILIENT SEATED GATE VALVE - 8"	EA	1	\$1,170.00	\$1,170.00
7	10.01 REPLACE and RECONNECT SERVICE LINE (3/4" THRU 2") (Service line materials provided by NKWD)	EA	2	\$500.00	\$1,000.00
8	10.02 REPLACE SERVICE LINE AND INSTALL WATER METER SETTING (3/4" THRU 2") (Service line materials provided by NKWD)	EA	25	\$1,050.00	\$26,250.00
9	10.03 RECONNECT COPPER SERVICE (3/4" THRU 2") (Service line materials provided by NKWD)	EA	5	\$500.00	\$2,500.00
10	11.06 ANCHORING TEE AND BLOCK - 8"x8"x6"	EA	3	\$325.00	\$975.00
11	12.05 ASPHALTIC CONCRETE MILLING AND PAVING	SY	0	\$40.00	\$0.00
12	12.06 ASPHALTIC CONCRETE	SY	397	\$35.00	\$13,895.00
13	12.11 CONCRETE CURBING	LF	12	\$35.00	\$420.00
14	12.12 CONCRETE SIDEWALK	SY	12	\$55.00	\$660.00
15	12.14 BEST MANAGEMENT PRACTICE	LS	1	\$500.00	\$500.00
	TOTAL BASE BID - SUMMER HILL AVENUE				\$158,795.00

Note: See section 01025 Measurement and Payment for bid form definitions.

Water Main Replacement Project - Summerhill Avenue ADDITIVE ALTERNATE A

Item No.	Description	Unit of Measure	Estimated Quantity	Unit Cost Total	Total Cost
A	12.05 ASPHALTIC CONCRETE MILLING AND PAVING NKWD PORTION	SY	1,750	\$15.00	\$26,250.00

ADDITIVE ALTERNATE B

Item No.	Description	Unit of Measure	Estimated Quantity	Unit Cost Total	Total Cost
B	12.05 ASPHALTIC CONCRETE MILLING AND PAVING NKWD PORTION AND REMAINDER OF STREET	SY	3,962	\$15.00	\$59,430.00

Water Main Replacement Project - 20th Street

Item No.	Description	Unit of Measure	Estimated Quantity	Unit Cost Total	Total Cost
1	6.02B CLASS 50 DUCTILE IRON PIPE - 6" - RESTRAINED JOINT.	LF	0	\$70.00	\$0.00
2	8.01 INSTALL FIRE HYDRANT ASSEMBLY	EA	1	\$3,750.00	\$3,750.00
3	10.02 REPLACE SERVICE LINE AND INSTALL WATER METER SETTING (3/4" THRU 2") (Service line materials provided by NKWD)	EA	2	\$1,050.00	\$2,100.00
4	11.04 PLUG AND BLOCK	EA	1	\$750.00	\$750.00
5	11.06 ANCHORING TEE AND BLOCK - 6"x6"x6"	EA	1	\$300.00	\$300.00
6	12.06 ASPHALTIC CONCRETE	SY	26	\$35.00	\$910.00
7	12.14 BEST MANAGEMENT PRACTICE	LS	1	\$25.00	\$25.00
TOTAL BASE BID - 20th STREET					\$7,835.00

Note: See section 01025 Measurement and Payment for bid form definitions.

Water Main Replacement Project

ADDITIVE ALTERNATE A

Item No.	Description	Unit of Measure	Estimated Quantity	Unit Cost Total	Total Cost
A	12.05 ASPHALTIC CONCRETE MILLING AND PAVING NKWD PORTION	SY	60	\$15.00	\$900.00

ADDITIVE ALTERNATE B

Item No.	Description	Unit of Measure	Estimated Quantity	Unit Cost Total	Total Cost
B	12.05 ASPHALTIC CONCRETE MILLING AND PAVING NKWD PORTION AND REMAINDER OF STREET	SY	314	\$15.00	\$4,710.00

Water Main Replacement Project - Hulbert Alley

Item No.	Description	Unit of Measure	Estimated Quantity	Unit Cost Total	Total Cost
1	6.01 CLASS 50 DUCTILE IRON PIPE - 4"	LF	62	\$48.00	\$2,976.00
2	6.02B CLASS 50 DUCTILE IRON PIPE - 4" -- INTERNAL RESTRAINED JOINT.	LF	44	\$55.00	\$2,420.00
3	6.03B CLASS 200 S.D.R. 9 HIGH DENSITY POLYETHYLENE (HDPE) - 2"	LF	247	\$20.00	\$4,940.00
4	7.01 CONNECT TO EXISTING MAIN/TIE-IN - 12"	EA	1	\$3,000.00	\$3,000.00
5	9.01 DUCTILE IRON RESILIENT SEATED GATE VALVE - 4"	EA	1	\$500.00	\$500.00
6	9.01 DUCTILE IRON RESILIENT SEATED GATE VALVE - 12"	EA	2	\$1,950.00	\$3,900.00
7	10.02 REPLACE SERVICE LINE AND INSTALL WATER METER SETTING (3/4" THRU 2") (Service line materials provided by NKWD)	EA	5	\$1,050.00	\$5,250.00
8	10.03 RECONNECT COPPER SERVICE (3/4" THRU 2") (Service line materials provided by NKWD)	EA	1	\$500.00	\$500.00
9	11.06 ANCHORING TEE AND BLOCK - 12"X12"X4"	EAX	1	\$500.00	\$500.00
10	11.10 FLUSHING DEVICE	EA	1	\$800.00	\$800.00
11	12.06 ASPHALTIC CONCRETE	SY	98	\$35.00	\$3,430.00
12	12.13 GRAVEL DRIVEWAY/PARKING AREA	SY	25	\$6.00	\$150.00
13	12.14 BEST MANAGEMENT PRACTICE	LS	1	\$125.00	\$125.00
TOTAL BASE BID - HULBERT ALLEY					\$28,491.00

Note: See section 01025 Measurement and Payment for bid form definitions.

Water Main Replacement Project

ADDITIVE ALTERNATE A

Item No.	Description	Unit of Measure	Estimated Quantity	Unit Cost Total	Total Cost
A	12.05 ASPHALTIC CONCRETE MILLING AND PAVING NKWD PORTION	SY	450	\$15.00	\$6,750.00

TOTAL BASE BID - ALL STREETS

					\$821,689.00
--	--	--	--	--	--------------

Case No. 2012- 00059
Exhibit A

**NORTHERN KENTUCKY
WATER DISTRICT**

Newport Water Main Replacement

Campbell County, Kentucky

Project 184-670

**Plans prepared by CDP Engineers
(See Attached)**

**NORTHERN KENTUCKY
WATER DISTRICT**

Newport Water Main Replacement

Campbell County, Kentucky

Project 184-670

**Specifications prepared by CDP Engineers
(See Attached)**

**NORTHERN KENTUCKY
WATER DISTRICT**

Newport Water Main Replacement

Campbell County, Kentucky

Project 184-670

CERTIFIED STATEMENTS

Affidavit

Franchises

Plan Review and Permit Status


Easements and Right-of-Way Status

Construction Dates and Proposed Date In Service

Plant Retirements


COMMONWEALTH OF KENTUCKY
COUNTY OF CAMPBELL

Affiant, Jack Bragg, being the first duly sworn, deposes and says that he is the Vice President of Finance of the Northern Kentucky Water District, which he is the Applicant in the proceeding styled above; that he has read the foregoing "Newport Water Main Replacement Project" Application and knows the contents thereof, and that the same is true of his own knowledge, except as to matters which are therein stated on information or belief, and that as to those matters he believes them to be true.




Jack Bragg
Vice President - CFO
Northern Ky. Water District

Subscribed and sworn to before me in said County to be his act and deed by Jack Bragg, Vice President- CFO of the Northern Kentucky Water District, this 20 day of FEBRUARY 2012.



NOTARY PUBLIC
Kenton County, Kentucky
My commission expires 5/6/13



Northern Kentucky Water District

Franchises required -- None

Plan Review and Permit Status - The District has reviewed and approved the specifications prepared CDP Engineering titled "Parkview Avenue, Harrison Avenue, 18th Street, 19th Street, Summer Hill Avenue and Hulbert Alley Water Main Replacement," dated December 2011.

The District received approval from the Division of Water on December 16, 2011, (See attached letters).

Easements and Right-of-Way Status -- There were no Easements associated with this project and all Right-of-Way statements have been submitted.

Start date of construction -- May 1, 2012

Proposed date in service -- September 1, 2012

Plant retirements -- No plant retirements.

Case No. 2012- 00059
Exhibit B

**NORTHERN KENTUCKY
WATER DISTRICT**

Newport Water Main Replacement

Campbell County, Kentucky

Project 184-670

PLAN REVIEW AND PERMIT STATUS

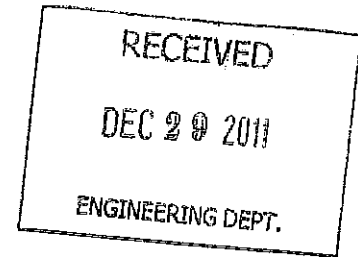
Approval Letter from Kentucky Division of Water

STEVEN L. BESHEAR
GOVERNOR



LEONARD K. PETERS
SECRETARY

ENERGY AND ENVIRONMENT CABINET
DEPARTMENT FOR ENVIRONMENTAL PROTECTION
DIVISION OF WATER
200 FAIR OAKS LANE, 4TH FLOOR
FRANKFORT, KENTUCKY 40601
www.kentucky.gov
December 16, 2011.



Mr. Brandon L Kuper
Northern KY Water Service
2835 Crescent Springs Rd
Erlanger, KY 41018

RE: Northern KY Water Service
AI # 2485, APE20110011
PWSID # 0590220-11-011
Park Av, Harrison Av, 18th St, 19th St,
Summerhill Av WM Replace
Campbell County, KY

Dear Mr. Kuper:

We have reviewed the plans and specifications for the above referenced project. The plans include the construction of approximately 1180 LF of 12- inch DI, 120 LF of 6- inch DI, 550 LF of 4- inch DI, 353 LF 2- inch HDPE and 3310 LF of 8- inch DI Water main. This is to advise that plans and specifications for the above referenced project are APPROVED with respect to sanitary features of design, as of this date with the requirements contained in the attached construction permit.

If you have any questions concerning this project, please contact Mr. Mohammed Mohiuddin at 502-564-8158 x4827.

Sincerely,

A handwritten signature in cursive script that reads "Mark Rasche".

Mark Rasche, P. E.
Supervisor, Engineering Section
Water Infrastructure Branch
Division of Water

MR: MM
Enclosures

C: CDP Engineers
Campbell County Health Department
Division of Plumbing

Distribution-Water Line Extension

Northern KY Water Service
Facility Requirements

Activity ID No.: APE20110011

GACT0000000214 (Parkview Av, Harrison Av, 18th St, 19 th St WM Rep) 1180 LF of 12- inch DI, 120 LF of 6- inch DI, 550 LF of 4- inch DI , 353 LF 2- inch HDPE and 3310 LF of 8- inch DI Water main:

Monitoring Requirements:

Condition No.	Parameter	Condition
M-1	Coliform	The presence or absence of total Coliform monitored by sampling and analysis as needed shall be determined for the new or relocated water line(s). Take samples at connection points to existing lines, at 1 mile intervals, and at dead ends without omitting any branch of the new or relocated water line. Sample bottles shall be clearly identified as "special" construction tests. [401 KAR 8:100 Section 1(7), 401 KAR 8:150 Section 4, Recommended Standards for Water Works 8.5.6] This requirement is applicable during the following months: All Year. Statistical basis: Instantaneous determination.

Submittal/Action Requirements:

Coliform:

Condition No.	Condition
S-1	Coliform For new construction projects, the distribution system, using the most expedient method, shall submit Coliform test results to the Cabinet: Due immediately following disinfection and flushing. [401 KAR 8:150 Section 4(2)]

Condition No.	Condition
---------------	-----------

S-2 For proposed changes to the approved plan, submit information: Due prior to any modification to the Cabinet for approval. Changes to the approved plan shall not be implemented without the prior written approval of the Cabinet. [401 KAR 8:100 Section 1(8)]

S-3 The person who presented the plans shall submit the professional engineer's certification: Due when construction is complete to the Division of Water. The certification shall be signed by a registered professional engineer and state that the water project has been constructed and tested in accordance with the approved plans, specifications, and requirements. [401 KAR 8:100 Section 1(8)]

Distribution-Water Line Extension
 Northern KY Water Service
 Facility Requirements

Activity ID No.: APE20110011

GACT0000000214 (continued):

**Narrative Requirements:
 Additional Limitations:**

Condition No.	Condition
T-1	<p>Additional Limitations: Chlorinated water resulting from disinfection of project components shall be disposed in a manner which will not violate 401 KAR 5:031. [401 KAR 8:020 Section 2(20)]</p>
T-2	<p>This project has been permitted under the provisions of KRS Chapter 224 and regulations promulgated pursuant thereto. Issuance of this permit does not relieve the applicant from the responsibility of obtaining any other approvals, permits or licenses required by this Cabinet and other state, federal and local agencies. Further, this permit does not address the authority of the permittee to provide service to the area to be served. [401 KAR 8:100 Section 1(7)]</p>
T-3	<p>Unless construction of this project is begun within two (2) years from the issuance date of this permit, the permit shall expire. If this permit expires, the original plans and specifications may be resubmitted for a new comprehensive review. If you have any questions concerning this project, please contact the Drinking Water Branch at 502/564-3410. [401 KAR 8:100 Section 1(9)]</p>
T-4	<p>Final approval of facility. Upon completion of construction, the person who presented the plans shall certify in writing that the project has been completed in accordance with the "approved" plans and specifications. The public water supply shall operate the facility consistent with the approved plans and specifications. Any proposed change to the approved plan shall be submitted to the cabinet for approval. The public water supply shall not implement any change to the approved plan without the prior written approval of the cabinet. [401 KAR 8:100 Section 401 KAR 8:100(1)(8)]</p>
T-5	<p>During construction, a set of approved plans and specification shall be available at the job site at all times. All work shall be performed in accordance with the approved plans and specifications. [401 KAR 8:100 Section 1(7)(a)]</p>

Distribution-Water Line Extension

Northern KY Water Service
Facility Requirements

Activity ID No.: APE20110011

PORT0000000216 (Water main Replacement) 1180 LF of 12- inch DI, 120 LF of 6- inch DI, 550 LF of 4- inch DI, 353 LF 2- inch HDPE and 3310 LF of 8- inch DI Water main:

Page 3 of 8

Limitation Requirements:

Condition No.	Parameter	Condition
L-1	Depth	A continuous and uniform bedding shall be provided in the trench for all buried pipe. Backfill material shall be tamped in layers around the pipe and to a sufficient height above the pipe to adequately support and protect the pipe. Stones found in the trench shall be removed for a Depth ≥ 6 in below the bottom of the pipe. [Recommended Standards for Water Works 8.5.2] This requirement is applicable during the following months: All Year. Statistical basis: Not applicable.
L-2	Depth	All water lines shall be covered to a Depth ≥ 30 in to prevent freezing. [Recommended Standards for Water Works 8.5.3, 401 KAR 8:100 Section 1(7)] This requirement is applicable during the following months: All Year. Statistical basis: Minimum.
L-3	Diameter	All water lines shall have Diameter ≥ 3 in. [Recommended Standards for Water Works 8.1.4] This requirement is applicable during the following months: All Year. Statistical basis: Minimum.
L-4	Diameter	Water lines with Diameter < 6 in shall not have fire hydrants. [Recommended Standards for Water Works 8.1.5] This requirement is applicable during the following months: All Year. Statistical basis: Minimum.
L-5	Diameter	All new and existing water lines serving fire hydrants or where fire protection is provided shall have Diameter ≥ 6 in. [Recommended Standards for Water Works 8.1.2] This requirement is applicable during the following months: All Year. Statistical basis: Minimum.
L-6	Distance	Water lines shall have a sufficient quantity of valves so that inconvenience and sanitary hazards will be minimized during repairs. A valve spacing Distance ≤ 800 feet should be utilized in non-commercial districts. Alternatively, non-commercial districts should utilize a valve spacing Distance ≤ 1 block. Commercial districts should utilize a valve spacing Distance $< \text{or} = 500$ ft. [Recommended Standards for Water Works 8.2] This requirement is applicable during the following months: All Year. Statistical basis: Not applicable.
L-7	Distance	Hydrant drains shall not be connected to sanitary sewers or storm drains and shall be located a Distance > 10 ft from sanitary sewers and storm drains. [Recommended Standards for Water Works 8.3.4] This requirement is applicable during the following months: All Year. Statistical basis: Not applicable.

Distribution-Water Line Extension
Northern KY Water Service
Facility Requirements

Activity ID No.: APE20110011

Limitation Requirements:

Condition No.	Parameter	Condition
L-8	Distance	Except when not practical, water lines shall be laid a horizontal Distance ≥ 10 ft from any existing or proposed sewer. The distance shall be measured edge to edge. In cases where it is not practical to maintain a 10 foot separation, water lines may be installed closer to a sewer provided that the water lines shall be laid in a separate trench or on an undisturbed shelf located on one side of the sewer at such an elevation that the bottom of the water line is at least 18 inches above the top of the sewer. [Recommended Standards for Water Works 8.6.2] This requirement is applicable during the following months: All Year. Statistical basis: Not applicable.
L-9	Distance	When water lines and sewers cross, 1) water lines shall be laid such that either a) the top of the water line is a vertical Distance ≥ 18 in below the bottom of the sewer line or b) the bottom of the water line is a vertical Distance ≥ 18 in above the top of the sewer line, 2) 1 full length of the water pipe shall be located so that both joints of the water pipe will be as far from the sewer as possible, and 3) special structural support for the water and sewer pipes may be required. [Recommended Standards for Water Works 8.6.3] This requirement is applicable during the following months: All Year. Statistical basis: Not applicable. The open end of an air relief pipe from automatic valves shall be extended a Distance ≥ 1.0 ft above grade and provided with a screened, downward-facing elbow. The pipe from a manually operated valve shall be extended to the top of the pit. Use of manual air relief valves is recommended wherever possible. [Recommended Standards for Water Works 8.4.2] This requirement is applicable during the following months: All Year. Statistical basis: Not applicable.
L-10	Distance	Pipes shall not be installed unless all points of the distribution system remain designed for ground level Pressure ≥ 20 psi under all conditions of flow. [Recommended Standards for Water Works 8.1.1] This requirement is applicable during the following months: All Year. Statistical basis: Minimum.
L-11	Pressure	Pressure ≥ 30 psi must be available on the discharge side of all meters. [401 KAR 8:100 Section 4(2)] This requirement is applicable during the following months: All Year. Statistical basis: Instantaneous determination.
L-12	Pressure	

Distribution-Water Line Extension

Northern KY Water Service
Facility Requirements

Activity ID No.: APE20110011

Limitation Requirements:

Condition No.	Parameter	Condition
L-13	Residual Disinfection	New or relocated water lines shall be thoroughly disinfected (in accordance with AWWA Standard C651) upon completion of construction and before being placed into service. To disinfect the new or relocated lines use chlorine or chlorine compounds in such amounts as to produce an initial disinfectant concentration of at least 50 ppm and a Residual Disinfection \geq 25 ppm at the end of 24 hours. Follow the line disinfection with thorough flushing and place the lines into service if, and only if, Coliform monitoring applicable to the line does not show the presence of Coliform. If Coliform is detected, repeat flushing of the line and Coliform monitoring. If Coliform is still detected, repeat disinfection and flushing as if the line has never been disinfected. Continue the described process until monitoring does not show the presence of Coliform. [401 KAR 8:150 Section 4(1), Recommended Standards for Water Works 8.5.6] This requirement is applicable during the following months: All Year. Statistical basis: Minimum.

L-14 Velocity

Each blow-off, fire hydrant, or flush hydrant shall be sized so that Velocity \geq 2.5 ft/sec can be achieved in the water main served by the blow-off or hydrant during flushing. [Recommended Standards for Water Works 8.1.6.b, 401 KAR 8:100 Section 1(7)] This requirement is applicable during the following months: All Year. Statistical basis: Minimum.

Monitoring Requirements:

Condition No.	Parameter	Condition
M-1	leaks	The presence or absence of leaks monitored by physical testing as needed shall be determined in all types of installed pipe. Pressure testing and leakage testing shall be in accordance with the latest edition of AWWA Standard C600. [Recommended Standards for Water Works 8.5.5] This requirement is applicable during the following months: All Year. Statistical basis: Instantaneous determination.

Distribution-Water Line Extension
 Northern KY Water Service
 Facility Requirements

Activity ID No.: APE20110011

PORT0000000216 (continued):

Narrative Requirements:

Asbestos (Friable):

Condition No.	Condition
T-1	Asbestos (Friable): If the existing water line to be tapped is asbestos concrete, then the contractor shall conform to OSHA regulations governing the handling of hazardous waste during the process of tapping the asbestos concrete line. Pieces of asbestos concrete resulting from the tap shall be double bagged, placed in a rigid container and disposed of in an approved landfill. [401 KAR 8:100 Section 1(7)]

Additional Limitations:

Condition No.	Condition
T-2	Additional Limitations: Water line installation shall be in accordance with AWWA standards or manufacturer recommendations. [Recommended Standards for Water Works 8.5.1]
T-3	Additional Limitations: Pipes, fittings, valves and fire hydrants shall conform to the latest standards issued by the AWWA or NSF (if such standards exist). [Recommended Standards for Water Works 8.0.1]
T-4	Additional Limitations: At high points in water lines, where air can accumulate, provisions shall be made to remove the air by means of hydrants or air relief valves. Automatic air relief valves shall not be used in situations where manhole or chamber flooding may occur. [Recommended Standards for Water Works 8.4.1]
T-5	Additional Limitations: All tees, bends, plugs and hydrants shall be provided with reaction blocking, tie rods or joints designed to prevent movement. [Recommended Standards for Water Works 8.5.4]
T-6	Additional Limitations: For lines that dead end, a fire hydrant or blow-off shall be required at the end of each 6 inch or larger diameter line and a flush hydrant or blow-off shall be required at the end of each line that is less than 6 inches in diameter. [Recommended Standards for Water Works 8.1.6]
T-7	Additional Limitations: For each fire or flush hydrant, auxiliary valves shall be installed in the hydrant lead pipe. [Recommended Standards for Water Works 8.3.3]

Distribution-Water Line Extension
Northern KY Water Service
Facility Requirements

Activity ID No.: APE20110011

Narrative Requirements:
Additional Limitations:

Condition No.	Condition
T-8	<p>Additional Limitations: No flushing device, blow-off, or air relief valve shall be directly connected to any sewer. Chambers, pits or manholes containing valves, blow-offs, meters, or other such appurtenances shall not be directly connected to any storm drain or sanitary sewer. Such chambers, pits or manholes shall be drained to absorptions pits underground or to the surface of the ground where they are not subject to flooding by surface water. [Recommended Standards for Water Works 8.1.6, Recommended Standards for Water Works 8.4.3]</p>
T-9	<p>Additional Limitations: If water lines are installed or replaced in areas of organic contamination or in areas within 200 ft of underground or petroleum storage tanks, ductile iron or other nonpermeable materials shall be used in all portions of the water line installation or replacement. [401 KAR 8:100 Section 1(5)(d)6, Recommended Standards for Water Works 8.0.2]</p>
T-10	<p>Additional Limitations: No water pipe shall pass through or come in contact with any part of a sewer manhole. [Recommended Standards for Water Works 8.6.6]</p>
T-11	<p>Additional Limitations: If a fire sprinkler system is to be installed, a double check detector assembly approved for backflow prevention shall be utilized. The double check detector assembly of the system shall be accessible for testing. [401 KAR 8:100 Section 1(7)]</p>
T-12	<p>Additional Limitations: If water lines cross a stream or wetland, the provisions in the attached Water Quality Certification shall apply. If you have any questions please contact the Water Quality Certification Supervisor of the Water Quality Branch at (502) 564-2225. [401 KAR 8:100 Section 1(7)]</p>

Distribution-Water Line Extension

Northern KY Water Service
Facility Requirements

Activity ID No.: APE20110011

PORT0000000216 (continued):

Narrative Requirements:

Subfluvial Pipe Crossings:

Condition No.	Condition
T-13	<p>Subfluvial Pipe Crossings: For subfluvial pipe crossings, a floodplain construction permit will not be required pursuant to KRS 151.250 if the following requirements of 401 KAR 4:050 Section 2 are met.</p> <ol style="list-style-type: none">1) No material may be placed in the stream or in the flood plain of the stream to form construction pads, coffer dams, access roads, etc. during construction of pipe crossings.2) Crossing trenches shall be backfilled as closely as possible to the original contour.3) All excess material resulting from construction displacement in a crossing trench shall be disposed of outside the flood plain.4) For erodible channels, there shall be at least 30 inches of backfill on top of all pipe or conduit points in the crossing.5) For nonerodible channels, pipes or conduits in the crossing shall be encased on all sides by at least 6 inches of concrete with all pipe or conduit points in the crossing at least 6 inches below the original contour of the channel. [401 KAR 8:100 Section 1(7)]
T-14	<p>Subfluvial Pipe Crossings: For subfluvial pipe crossings greater than 15 feet in width,</p> <ol style="list-style-type: none">1) the pipe shall be of special construction, having flexible, restrained, or welded watertight joints, and2) valves shall be provided at both ends of water crossings so that the section can be isolated for testing or repair. <p>Valves shall</p> <ol style="list-style-type: none">a) be easily accessible,b) not be subject to flooding, andc) if closest to the supply source, be in a manhole with permanent taps made on each side of the valve to allow insertion of a small meter to determine leakage and for sampling purposes. [Recommended Standards for Water Works 8.7.2]

**NORTHERN KENTUCKY
WATER DISTRICT**

Newport Water Main Replacement

Campbell County, Kentucky

Project 184-670

**BID INFORMATION AND BOARD MEETING
MINUTES**

Bid Tabulation

Engineer's Recommendation of Award

Board Meeting Minutes

**NORTHERN KENTUCKY
WATER DISTRICT**

Newport Water Main Replacement

Campbell County, Kentucky

Project 184-670

Bid Tabulation

BID TAB

Northern Kentucky Water District
Parkview Avenue, Harrison Avenue, 18th Street, 19th Street,
Summer Hill Avenue and Hulbert Alley
Water Main Replacement

January 10, 2012

<u>CONTRACTOR</u>	<u>BID AMOUNT</u>	
Walter Martin Excavating, Inc.	\$940,804.00	
Alternate A	\$75,344.00	
Alternate B	\$143,872.00	
Lonkard Construction Company	\$949,683.00	
Alternate A	\$94,180.00	
Alternate B	\$165,451.60	
M & W Excavation Co. Inc.	\$979,331.35	
Alternate A	\$89,000.10	
Alternate B	\$165,452.80	
Sunesis Construction	\$987,305.00	
Alternate A	\$75,500.00	*math error
Alternate B	\$120,390.60	*math error
Rack & Ballauer Excavating Co. Inc.	\$1,004,071.65	*math error
Alternate A	\$110,141.60	
Alternate B	\$186,656.70	
Michels Construction	\$1,069,040.00	
Alternate A	\$85,030.80	
Alternate B	\$160,304.50	
Lykins Contracting	\$1,338,545.70	
Alternate A	\$94,180.00	
Alternate B	\$179,490.00	
Mac Construction & Excavating Inc.	\$1,373,816.00	
Alternate A	\$90,412.80	
Alternate B	\$161,856.00	

Case No. 2012- 00059
Exhibit C

**NORTHERN KENTUCKY
WATER DISTRICT**

Newport Water Main Replacement

Campbell County, Kentucky

Project 184-670

Engineer's Recommendation of Award

February 7, 2012

Steve Broering
Northern Kentucky Water District
2835 Crescent Springs Road
Erlanger, KY 41018-0640

RECEIVED
FEB 10 2012

BY:

Re: Engineer's Recommendation of Award
Parkview Avenue, Harrison Avenue, 18th Street, 19th Street, Summer Hill Avenue and
Hulbert Alley Water Main Replacement Project

Dear Mr. Broering:

On January 10, 2012 sealed bids for construction of the above referenced project were publicly opened and read aloud.

A total of eight (8) bids were received. Walter Martin Excavating, Inc. (WME) from Russell Springs, KY is the low bidder with a base bid of \$940,804.00. The second low base bid was by Lonkard Construction for \$949,683.00, \$8,8790 more than the low bid. WME's total bid including Additive Alternate B is \$1,088,276.00. Lonkard Construction's total bid is \$1,119,635.40. With the closeness of the bids, we believe the bids are fair, reasonable, and competitive.


We made attempts to contact the five (5) references that were provided by WME with their bid and were successful in interviewing all five (5). Four (4) of the five (5) references gave good reviews. The 4th gave a poor review, however, they said that they were aware that WME had hired a local crew from Owensboro and didn't think that this crew was indicative of the reputation WME had. We also interviewed one of our clients, Irvine Municipal Utilities, that was currently using WME on a Highway relocation project that involved water main replacement and he gave glowing reviews as well.

As you are aware a meeting was held on February 4 to interview the low bidder, and was attended by representatives of NKWD, the City of Newport, CDP and WME's Vice President, project manager and superintendent who would be responsible for implementing the project. Numerous questions were asked concerning their company, their experience and qualifications, knowledge of the scope of work required, their work plan and sequence of construction, their qualifications, the project schedule, communication protocol, etc. Based on their responses and our check of references it appears that WME is capable of doing the work and are committed to doing a good job.

Steve Broering
Northern Kentucky Water District
February 7, 2012
Page 2

Therefore, it is our recommendation that the Parkview Avenue, Harrison Avenue, 18th Street, 19th Street, Summer Hill Avenue and Hulbert Alley Water Main Replacement Project be awarded to Walter Martin Excavating, Inc. in the amount of \$1,088,276.00

Sincerely,
CDP ENGINEERS, INC.


Morey L. Lampson, PE
Director of Water/Wastewater

Case No. 2012- 00059
Exhibit C

**NORTHERN KENTUCKY
WATER DISTRICT**

Newport Water Main Replacement

Campbell County, Kentucky

Project 184-670

Board Meeting Minutes

Meeting Minutes are in Draft Form

Northern Kentucky Water District Board of Commissioners Meeting February 29, 2012

A regular meeting of the Board of Commissioners of the Northern Kentucky Water District was held on February 29, 2012 at the District's facility located at 2835 Crescent Springs Road in Erlanger, Kentucky. All Commissioners were present except Commissioner Sommerkamp. Also present were Ron Lovan, Jack Bragg, Richard Harrison, Don Gibson, Bill Wulfeck, Amy Kramer and Brian Dunham. The following individuals also attended the meeting: Pam Gossett and Greg Deimling from MDN Consultants, Mr. Sparrow from Rankin & Rankin, Mr. Tom Youtsey from Bilz Insurance, and Mr. Ian Koffler.

Commissioner Wagner called the meeting to order at 12:36 p.m., and Amy Kramer led the pledge of allegiance.

The Commissioners reviewed correspondence received and articles published since the last regular Board meeting on January 26, 2012.

On motion of Commissioner Cunningham, seconded by Commissioner Spaulding, the Commissioners unanimously accepted and authorized the placement of the property and casualty insurance program for the entire 2012 year to Travelers Insurance Company making permanent the interim renewal of January 1, 2012 authorized by the Board at the November 30, 2011 meeting.

On motion of Commissioner Koester, seconded by Commissioner Cunningham, the Commissioners unanimously approved the minutes for the regular Board meeting held on January 26, 2012.

The Board was provided a copy of the District's check registers, which included the check number, check date, payee, check amount and description of the reason for each payment, detailing the District's expenditures for the period January 1, 2012 through January 31, 2012. On motion of Commissioner Macke, seconded by Commissioner Cunningham, and after discussion, the Commissioners unanimously approved the expenditures of the District for the month of January 2012.

On motion of Commissioner Koester, seconded by Commissioner Macke, the Commissioners unanimously approved the District's acceptance of the bid by and awarding a contract to M & W Excavation Company, Inc. for the E. Henry Clay Ave., Henry Clay Ct., Highland Pike, Fayette Cir., and Ridgemont Ave. Water Main Replacement Project with a budget of \$665,000, and authorized staff to execute the appropriate contract documents.

On motion of Commissioner Koester, seconded by Commissioner Cunningham, the Commissioners unanimously approved the District's acceptance of the bid by and awarding a

contract to Walter Martin Excavating, Inc. for the Parkview Avenue, Harrison Avenue, 18th Street, 19th Street and Hulbert Alley Water Main Replacement project, including the base bid and Alternate B with a budget of \$1,240,000, and authorized staff to execute the appropriate contract documents.

On motion of Commissioner Macke, seconded by Commissioner Cunningham, the Commissioners unanimously authorized the purchase of distribution inventory materials from the vendors listed in the bid summary, and authorized staff to execute the appropriate contract documents.

On motion of Commissioner Koester, seconded by Commissioner Macke, the Commissioners unanimously authorized the execution of the Bond Series 2012 Resolution for approximately \$65,000,000 in General Revenue Bonds to refinance the 1997, 1998, 2001A, and 2002A General revenue Bonds, and authorized staff to file an application with the Public Service Commission for approval of the refinancing.

The Commissioners reviewed the District's financial reports and Department reports.

Other matters of a general nature were discussed.

On motion of Commissioner Cunningham, seconded by Macke, the Board unanimously agreed to adjourn the meeting at 2:46 p.m.

CHAIRMAN

SECRETARY

**NORTHERN KENTUCKY
WATER DISTRICT**

Newport Water Main Replacement

Campbell County, Kentucky

Project 184-670

PROJECT FINANCE INFORMATION

Customers Added and Revenue Effect

Debt Issuance and Source of Debt

Additional Costs for Operating and Maintenance

USoA Plant Account

Depreciation Cost and Debt Service After Construction

Northern Kentucky Water District

Customers Added and Revenue Effect: There will be no new customers added as a result of this project.

Debt Issuance and Source of Debt: This project will be paid for from the District's 2009 Main Replacement Program with a Budget of \$3.1 million, PSC Ref # 116. The project's revised budget is \$1,240,000.00, which includes construction cost, engineering, materials, and contingencies. A summary of the project costs is provided below:

o Design Engineering	\$ 36,030.00
o Geotechnical Engineering	\$ 7,286.00
o Contractor's Bid	\$1,088,276.00
o Misc. & Contingencies	\$ <u>108,408.00</u>
Total Project Cost	\$1,240,000.00

The 2009 Main Replacement Program Budget of \$3.1 million was secured in a Bond in the 2010 Rate Case.

Additional Costs and O&M: N/A

USoA Plant Account: 331 Transmission and Distribution Mains

Depreciation and Debt Service: Annual depreciation and debt service after construction are as follows:

Depreciation: \$19,840.00/year over 62.5 years for Account 331 Transmission and Distribution Mains

Debt Service: \$83,624.39 over 25 years (conventional 4.5% loan).

**NORTHERN KENTUCKY
WATER DISTRICT**

Newport Water Main Replacement

Campbell County, Kentucky

Project 184-670

PSC ANNUAL REPORT

Northern Kentucky
Water District

The most current Annual Report will be submitted by March 31, 2012.

**NORTHERN KENTUCKY
WATER DISTRICT**

Newport Water Main Replacement

Campbell County, Kentucky

Project 184-670

**SCHEDULE OF MORTGAGES, BONDS, NOTES, AND
OTHER INDEBTEDNESS**

Northern Kentucky Water District
 Schedule of Outstanding Debt
 As of January 31, 2012

Description	Amount
Bonds	
1997	830,000
1998	8,120,000
2000 Rural Development Loan	2,021,000
2001	14,440,000
2002 A	41,955,000
2002 B	5,035,000
2003 A	1,320,000
2003 B	23,145,000
2003 C	13,645,000
2004	8,420,000
2006	25,650,000
2009	26,975,000
2011	30,830,000
Total Bonds	\$ 202,386,000
Notes	
KIA Loans	28,723,471
Taylor Mill purchase note	\$ 1,275,000
Deferred note payable	100,000
BAN 2011	30,005,000
Total Notes	\$ 60,103,471
Total Debt	\$ 262,489,471

**NORTHERN KENTUCKY
WATER DISTRICT**

Newport Water Main Replacement

Campbell County, Kentucky

Project 184-670

**CURRENT BALANCE SHEET AND INCOME
STATEMENT**

Northern Kentucky Water District

Balance Sheet As of December 31, 2011

Liabilities and Retained Earnings	2011	2010
Current Liabilities		
Current Portion of Long Term Debt	\$8,555,692	\$7,740,825
Accounts Payable	\$1,913,367	\$1,965,382
Accrued Payroll & Liabilities	\$202,180	\$357,229
Other Accrued Liabilities	<u>\$205,764</u>	<u>\$212,133</u>
Total Current Liabilities	\$10,877,003	\$10,275,569
Current Liabilities From Restricted Assets		
Accounts Payable	\$5,832,400	\$3,188,629
Accrued Interest Payable	<u>\$4,195,264</u>	<u>\$3,492,903</u>
Total Current Liabilities From Restricted Assets	\$10,027,664	\$6,681,532
Long Term Debt		
Long Term Portion of Bonded Indebtedness	\$222,728,779	\$187,049,974
Bond Anticipation Notes Payable	\$25,615,000	\$29,160,000
Note Payable-Taylor Mill Purchase	\$925,000	\$1,100,000
Deferred Note Payable	<u>\$100,000</u>	<u>\$100,000</u>
Total Long Term Debt	\$249,368,779	\$217,409,974
Total Liabilities	\$270,273,446	\$234,367,075
Retained Earnings	<u>\$149,965,570</u>	<u>\$144,483,193</u>
Total Liabilities and Retained Earnings	<u>\$420,239,016</u>	<u>\$378,850,268</u>

Northern Kentucky Water District

Balance Sheet As of December 31, 2011

	Assets	2011	2010
Current Assets			
Cash and Cash Equivalents		\$14,644,438	\$11,835,530
Accrued Interest Receivable		\$8,896	\$9,154
Accounts Receivable Customers		\$5,033,157	\$5,097,813
Accounts Receivable Unbilled Customers		\$5,400,000	\$5,400,000
Accounts Receivable Other		\$59,979	\$47,853
Assessments Receivable		\$92,634	\$92,634
Inventory Supplies for New Installation and Maintenance, at Cost		\$1,135,839	\$1,343,411
Prepaid Expenses		<u>\$267,813</u>	<u>\$440,448</u>
Total Current Assets		\$26,642,756	\$24,266,843
Restricted Assets			
Bond Proceeds Fund		\$25,716,561	\$20,928,705
Debt Service Reserve Account		\$18,291,877	\$16,180,118
Debt Service Account		\$12,768,211	\$10,871,257
Improvement, Repair, & Replacement		\$10,278,024	\$6,874,835
Boone/Florence Settlement Account		<u>\$1,613,621</u>	<u>\$1,601,840</u>
Total Restricted Assets		\$68,668,294	\$56,456,755
Non Current Assets			
Miscellaneous Deferred Charges		\$6,722,330	\$7,590,927
Capital Assets:			
Land, System, Buildings, and Equipment		\$338,189,695	\$337,020,661
Construction in Progress		\$73,883,665	\$37,881,686
Total Capital Assets before Accumulated Depreciation		\$412,073,360	\$374,902,347
Less: Accumulated Depreciation		<u>(\$93,867,724)</u>	<u>(\$84,366,604)</u>
Capital Assets Net of Accumulated Depreciation		\$318,205,636	\$290,535,743
Total Noncurrent Assets		\$324,927,966	\$298,126,670
Total Assets		<u>\$420,239,016</u>	<u>\$378,850,268</u>

Northern Kentucky Water District

Income and Expenses Report-Detail For the Twelve Months ending December 31, 2011

	December 2011	December 2010	December Budget	Variance Over (Under)	YTD 2011	YTD 2010	YTD Budget	Variance Over (Under)
Operating Income								
Water Sales	\$4,772,536	\$5,757,276	\$4,484,240	6.4%	\$42,959,909	\$42,118,805	\$43,271,005	-0.7%
Forfeited Discounts	\$71,271	\$70,686	\$61,509	15.9%	\$740,506	\$765,655	\$754,000	-1.8%
Rents from Water Property	\$47,136	\$42,868	\$40,000	17.8%	\$533,666	\$525,784	\$490,000	8.9%
Other Water Revenues	\$14,925	\$7,295	\$31,100	-52.0%	\$359,575	\$328,515	\$321,920	11.7%
Total Operating Income	\$4,905,868	\$5,878,125	\$4,616,849	6.3%	\$44,593,656	\$43,738,759	\$44,836,925	-0.5%
Non Operating Income								
Interest Income	\$68,045	\$71,010	\$75,000	-9.3%	\$801,915	\$955,195	\$882,000	-9.1%
Miscellaneous	\$8,962	(\$377,581)	\$16,088	-44.3%	\$140,868	(\$144,026)	\$192,336	-26.8%
Total Non Operating Income	\$77,007	(\$306,571)	\$91,088	-15.5%	\$942,783	\$811,169	\$1,074,336	-12.2%
Boone Florence Settlement Transfer	\$36,549	\$36,549	\$36,549	0.0%	\$438,588	\$438,588	\$438,588	0.0%
Total Income	\$5,019,424	\$5,608,103	\$4,744,486	5.8%	\$45,975,027	\$44,988,516	\$46,349,849	-0.8%
O&M Expenses								
Source of Supply, Water	\$885,564	\$847,833	\$911,405	-2.8%	\$9,854,847	\$10,248,747	\$10,245,655	-3.8%
Treatment, Pumping, & Storage	\$667,342	\$518,592	\$694,580	-3.9%	\$6,816,898	\$6,723,686	\$7,086,641	-3.8%
Engineering & Distribution	\$311,340	\$282,895	\$277,515	12.2%	\$3,421,575	\$3,591,060	\$3,619,597	-5.5%
Customer Service	\$339,727	\$409,811	\$403,029	-15.7%	\$2,970,671	\$3,188,088	\$3,590,581	-17.3%
Administration								
Total O&M Expenses	\$2,203,973	\$2,059,131	\$2,286,529	-3.6%	\$23,063,991	\$23,751,581	\$24,542,474	-6.0%
Transfer to Debt Service	\$1,420,000	\$1,300,000	\$1,420,000	0.0%	\$17,040,000	\$15,600,000	\$17,040,000	0.0%
Total Expenses	\$3,623,973	\$3,359,131	\$3,706,529	-2.2%	\$40,103,991	\$39,351,581	\$41,582,474	-3.6%
Avail. to Transfer to Oper. Capital	\$1,395,451	\$2,248,972	\$1,037,957	34.4%	\$5,871,036	\$5,636,935	\$4,767,375	23.2%