

COMMONWEALTH OF KENTUCKY
BEFORE THE PUBLIC SERVICE COMMISSION

In the Matter of:

AN INVESTIGATION INTO THE)	ADMINISTRATIVE
INTRASTATE SWITCHED ACCESS RATES)	CASE NO.
OF ALL KENTUCKY INCUMBENT AND)	2010-00398
COMPETITIVE LOCAL EXCHANGE)	
CARRIERS)	

THACKER-GRIGSBY'S RESPONSE TO MAY 2, 2011 DATA REQUESTS

Thacker-Grigsby Telephone Company, Inc. by counsel, and pursuant to the March 10, 2011 procedural order (the "Order") entered by the Public Service Commission of the Commonwealth of Kentucky (the "Commission") in this matter, hereby respond to the following initial data requests propounded upon it by Verizon,¹ Windstream,² TWTC/Level 3/PAETEC,³ and AT&T.⁴

Responses to these data requests are contained in the following sections of this document, with each section being numbered in accordance with the served requests.

- **Section I: May 2, 2011 Data Requests from Verizon** ;
- **Section II: May 2, 2011 Data Requests from Windstream** ;
- **Section III: May 2, 2011 Data Requests from TWTC/Level 3/PAETEC** ; and
- **Section IV: May 2, 2011 Data Requests from AT&T.**

¹ MCI metro Transmission Access Transmission Services, LLC d/b/a Verizon Access Transmission Services, MCI Communications Services, Inc. d/b/a Verizon Business Services, Bell Atlantic Communications, Inc. d/b/a Verizon Long Distance, NYNEX Long Distance Company d/b/a Verizon Enterprise solutions, TTI National, Inc., Teleconnect Long Distance Service & Systems d/b/a Telecom*USA and Verizon Select Services, Inc. (collectively, "Verizon").

² Windstream Kentucky East, LLC and Windstream Kentucky West, LLC (collectively, "Windstream").

³ tw telecom, llc, Level 3 Communications, LLC, and U.S. LEC of Tennessee L.L.C. d/b/a PAETEC Business Services (collectively, "TWTC/Level 3/PAETEC").

⁴ Bell South Telecommunications, Inc. d/b/a AT&T Kentucky, AT&T Communications of the South Central States, LLC, Bell South Long Distance, Inc. d/b/a AT&T Long Distance Service, and TCG Ohio (collectively, "AT&T").

I.

MAY2,2011DATAREQUESTSFROMVERIZON

VERIZON

REQUEST NO. 1: Please identify the last time your Kentucky intrastateswitched access rates were changed and the proceeding in which they were changed. If the change was pursuant to a tariff filing and not a formal proceeding, please identify the tariff filing. If your Kentucky intrastateswitched access rates have remained constant since initially being established, please identify the date and the proceeding in which they were established.

OBJECTION: This request is overly broad, unduly burdensome, and is not reasonably calculated to lead to the discovery of admissible evidence. This request seeks publicly available information contained in Commission orders or tariffs filed with and approved by the Commission. Such information speaks for itself. Without waiving these objections, the RLEC responds as follows.

Respondent: **Kimberly Jones, Accounting Supervisor, Thacker-Griegsby Telephone Company, Inc.**

Response: **The Company's intrastateswitched access rates were last changed on November 1, 1999 pursuant to tariff filing TFS 1999-01105.**

VERIZON

REQUEST NO. 2: Please identify all of the rate elements in your current Kentucky intrastate switched access rates, including but not limited to any Carrier Common Line (“CCL”) rate element.

OBJECTION: The RLECs object that this request seeks publicly available information contained in Commission orders or tariffs filed with and approved by the Commission. Such information speaks for itself. Without waiving the separate objections, the RLECs respond as follows.

Respondent: **Kimberly Jones, Accounting Supervisor, Thacker-Griego by Telephone Company, Inc.**

Response: **NTSR(Non-Traffic Sensitive Revenue)
Info Surcharge(per 100 MOU)-Originating+Terminating
Local Switching-Originating+Terminating
800 DBQ Basic
800 DBQ Vertical Features
RIC-Tandem Originating+Terminating
Tandem Switched Facility
Tandem Switched Termination
Tandem Switching Originating+Terminating
Direct Trunked Facility(VG Two-Wire)
Direct Trunked Termination(VG Two-Wire)
Entrance Facility(VG Two-Wire)
Direct Trunked Facility(VG Four-Wire)
Direct Trunked Termination(VG Four-Wire)
Entrance Facility(VG Four-Wire)
Direct Trunked Facility(DS1)
Direct Trunked Termination(DS1)
Entrance Facility(DS1)
Direct Trunked Facility(DS3)
Direct Trunked Termination(DS3)
Entrance Facility(DS3)
Direct Trunked Facility(OC3)
Direct Trunked Termination(OC3)
Entrance Facility(OC3)
Direct Trunked Facility(OC12)
Direct Trunked Termination(OC12)
Entrance Facility(OC12)
Multiplexing DS3 to DS1
Multiplexing DS1 to Voice
Customer Node OC3
Customer Node OC12
Customer Premises Port OC3**

CustomerPremisesPortSTS-1
CustomerPremisesPortDS3
CustomerPremisesPortDS1
Add/DropMultiplexing-PerPortOC3
Add/DropMultiplexing-PerPortDS3
Add/DropMultiplexing-PerPortDS1

VERIZON

REQUEST NO. 3: Please identify your intrastate and interstate rate associated with each rate element identified in Request No. 2.

OBJECTION: This request is overly broad, unduly burdensome, and is not reasonably calculated to lead to the discovery of admissible evidence. To the extent that this request seeks information regarding the RLECs interstate rates, such request is irrelevant to the subject of this proceeding. This request seeks publicly available information contained in Commission orders or tariffs filed with and approved by the Commission. This request further seeks publicly available information contained in tariffs filed with and approved by the Federal Communications Commission (“FCC”). Without waiving these objections, the RLECs respond as follows.

Respondent: Kimberly Jones, Accounting Supervisor, Thacker-Grisby Telephone Company, Inc.

Response:	<u>Intrastate</u>	<u>Interstate</u>
NTSR(Non-Traffic Sensitive Revenue)	\$10.64	
Info Surcharge(per 100 MOU)-Originating+Terminating	\$0.016100	\$0.038000
Local Switching-Originating+Terminating	\$0.021178	\$0.018449
800 DBQ Basic	\$0.005400	\$0.005400
800 DBQ Vertical Features	\$0.005900	\$0.006000
RIC-Tandem Originating+Terminating	\$0.012515	N/A
Tandem Switched Facility	\$0.000189	\$0.000237
Tandem Switched Termination	\$0.000933	\$0.001232
Tandem Switching Originating+Terminating	\$0.003507	\$0.003117
Direct Trunked Facility(VG Two-Wire)	\$2.70	\$3.40
Direct Trunked Termination(VG Two-Wire)	\$27.08	\$34.10
Entrance Facility(VG Two-Wire)	\$37.83	\$47.64
Direct Trunked Facility(VG Four-Wire)	\$2.70	\$3.40
Direct Trunked Termination(VG Four-Wire)	\$27.08	\$34.10
Entrance Facility(VG Four-Wire)	\$60.53	\$76.23
Direct Trunked Facility(DS1)	\$19.14	\$15.97
Direct Trunked Termination(DS1)	\$94.38	\$82.88
Entrance Facility(DS1)	\$176.82	\$233.16
Direct Trunked Facility(DS3)	\$131.77	\$139.15
Direct Trunked Termination(DS3)	\$525.64	\$532.21
Entrance Facility(DS3)	\$2,051.19	\$2,128.88

DirectTrunkedFacility(OC3)	\$140.00	\$148.58
DirectTrunkedTermination(OC3)	\$484.49	\$552.75
EntranceFacility(OC3)	\$1,361.19	\$2,165.36
DirectTrunkedFacility(OC12)	\$280.00	\$186.49
DirectTrunkedTermination(OC12)	\$1,807.00	\$1,203.50
EntranceFacility(OC12)	\$2,656.80	\$2,260.21
MultiplexingDS3toDS1	\$474.31	\$484.36
MultiplexingDS1toVoice	\$183.12	\$187.00
CustomerNodeOC3	\$495.00	\$502.80
CustomerNodeOC12	\$1,430.00	\$1,452.55
CustomerPremisesPortOC3	\$150.00	\$154.00
CustomerPremisesPortSTS-1	\$195.00	\$198.08
CustomerPremisesPortDS3	\$195.00	\$198.08
CustomerPremisesPortDS1	\$50.00	\$50.78
Add/DropMultiplexing-PerPortOC3	\$150.00	\$154.00
Add/DropMultiplexing-PerPortDS3	\$100.00	\$101.57
Add/DropMultiplexing-PerPortDS1	\$40.00	\$40.63

VERIZON

REQUEST NO. 4: Please identify the interstate and intrastate tariffs supporting the rates identified in Request No. 2.

OBJECTION: The RLEC objects that this request is unduly burdensome because it seeks publicly available information contained in Commission orders or tariffs filed with and approved by the Commission. Without waiving these objections, the RLEC responds as follows.

Respondent: **Kimberly Jones, Accounting Supervisor, Thacker-Grisby Telephone Company, Inc.**

Response: **The Company is an Issuing Carrier of the F.C.C No. 5 Interstate Access Service Tariff filed by the National Exchange Carrier Association (“NECA”), Inc. effective July 1, 2010.**

The Company is an Issuing Carrier of the PSC KY No. 2A Intrastate Access Service Tariff filed by Duo County Telephone Cooperative Corporation, Inc. effective November 1, 1999.

VERIZON

REQUEST NO. 5: Please identify whether your Kentucky intrastate switched access rates contain any charges or other recovery for any Non-Traffic Sensitive Revenue Requirement (“NTSRR”). If so, please identify the rate or amount of your NTSRR charges, fully describe how they are assessed (e.g., on a monthly or per minute basis), and identify the intrastate switched access rate elements containing or reflecting any NTSRR charges or recovery.

OBJECTION: The RLECs object that this request is unduly burdensome because it seeks publicly available information contained in Commission orders or tariffs filed with and approved by the Commission. Without waiving these objections, the RLECs respond as follows.

Respondent: **Kimberly Jones, Accounting Supervisor, Thacker-Griggsby Telephone Company, Inc.**

Response: **The Company developed an NTSR rate per terminating rated access minute by dividing its annual NTS Revenue Requirement by the total terminating rated access minutes for all customers.**

The monthly NTSR charge for each customer is determined by multiplying the NTSR rate per terminating rated access minute by each customer's monthly terminating rated access minutes.

The annual total of the monthly NTSR billing to each customer is adjusted to an amount that is equal to the Company's annual NTS Revenue Requirement multiplied by the customer's annual percent distribution.




VERIZON

REQUEST NO. 6: Please identify what percentage of your total Kentucky intrastate switched access revenues for each of 2008, 2009 and 2010 were derived from NTSSR charges or recovery.

OBJECTION: The data sought is competitively sensitive and HIGHLY CONFIDENTIAL. Without waiving this objection, the RLECs respond as follows.

Respondent: **Kimberly Jones, Accounting Supervisor, Thacker-Gri格斯by Telephone Company, Inc.**

Response:

2008	4	
2009	5	
2010	5	



VERIZON

REQUEST NO. 7: Please identify what percentage of your total Kentucky intrastate revenues for each of 2008, 2009 and 2010 were derived from intrastate switched access charges.

OBJECTION: This request is overly broad and is not reasonably calculated to lead to the discovery of admissible evidence. The data sought is competitively sensitive and HIGHLY CONFIDENTIAL. Without waiving these objections, the RLECs respond as follows.

Respondent: **Kimberly Jones, Accounting Supervisor, Thacker-Griggsby Telephone Company, Inc.**

Response:

2008	4	
2009	4	
2010	4	

VERIZON

REQUEST NO. 8: Please identify what percentage of your total revenues for each of 2008, 2009 and 2010 were derived from (i) intrastate switched access charges and (ii) interstate switched access charges.

OBJECTION: This request is overly broad and is not reasonably calculated to lead to the discovery of admissible evidence. To the extent that this request seeks information regarding the RLECs interstate rates, such request is irrelevant to the subject of this proceeding. The data sought is competitively sensitive and HIGHLY CONFIDENTIAL. Without waiving these objections, the RLECs respond as follows.

Respondent: **Kimberly Jones, Accounting Supervisor, Thacker-Grisby Telephone Company, Inc.**

Response:	2008	(i)	85	(ii)	1
	2009	(i)	8	(ii)	1
	2010	(i)	8	(ii)	1

VERIZON

REQUEST NO. 9: Please identify what percentage of your total revenues for each of 2008, 2009 and 2010 were derived from the federal universal service fund.

OBJECTION: This request is overly broad and is not reasonably calculated to lead to the discovery of admissible evidence. To the extent that this request seeks information regarding the federal Universal Service Fund (“USF”), such request is irrelevant to the subject of this proceeding. The data sought is competitively sensitive and HIGHLY CONFIDENTIAL. Without waiving these objections, the RLECs respond as follows.

Respondent: **Kimberly Jones, Accounting Supervisor, Thacker-Grisby Telephone Company, Inc.**

Response:

2008	5	
2009	6	
2010	5	

VERIZON

REQUESTNO.10: Please identify the rate(s) you charge for basic local exchange service, as that term is defined by KRS 278.541(1).

OBJECTION: This request seeks publicly available information contained in Commission orders or tariffs filed with and approved by the Commission. Such information speaks for itself. Without waiving these objections, the RLECs respond as follows.

Respondent: **Kimberly Jones, Accounting Supervisor, Thacker-Griggsby Telephone Company, Inc.**

Response:

Service type	Rate
<u>Residential</u>	
Lifeline Surcharge	\$0.08
TRS/TAP Surcharge	\$0.04
Basic Service	\$5.74
EUCL	<u>\$6.50</u>
	\$12.36
<u>Business(Single-Line)</u>	
Lifeline Surcharge	\$0.08
TRS/TAP Surcharge	\$0.04
Basic Service	\$9.16
EUCL	<u>\$6.50</u>
	\$15.78
<u>Business(Multi-Line)</u>	
Lifeline Surcharge	\$0.08
TRS/TAP Surcharge	\$0.04
Basic Service	\$9.16
EUCL	<u>\$9.20</u>
	\$18.48

VERIZON

REQUESTNO.11: Please identify the total number of access lines you had in Kentucky as of December 31, 2008, December 31, 2009 and December 31, 2010.

OBJECTION: The data sought is competitively sensitive and HIGHLY CONFIDENTIAL. Without waiving these objections, the RLECs respond as follows.

Respondent: Kimberly Jones, Accounting Supervisor, Thacker-Griegsby Telephone Company, Inc.

Response:

as of December 31, 2008	7,27	██████████
as of December 31, 2009	7,0	██████████
as of December 31, 2010	6,7	██████████

II.

**MAY2,2011DATAREQUESTSFROM
WINDSTREAMKENTUCKYEASTANDWINDSTREAMKENTUCKYWEST**

WINDSTREAM

REQUEST NO. 1 : Please provide unredacted copies of Exhibits 1-14 to your comments filed in this docket on April 15, 2011.

OBJECTION: The data sought has already been filed with the Commission. The data sought is competitively sensitive and HIGHLY CONFIDENTIAL. Without waiving these objections, the RLECs respond as follows.

Respondent: **Kimberly Jones, Accounting Supervisor, Thacker-Gri格斯by Telephone Company, Inc.**

Response: **See the objection above.**

III.

**MAY2,2011DATAREQUESTSFROMTWC,
LEVEL3COMMUNICATIONS,ANDPAETEC**

TWTC/LEVEL3/PAETEC

REQUESTNO.1: State yours switched access minutes, by month, for the past five years.

OBJECTION: This request is overly broad, unduly burdensome, and is not reasonably calculated to lead to the discovery of admissible evidence. It is also vague and ambiguous in that it states no federal or state jurisdiction for the switched access minutes. The data sought is competitively sensitive and **HIGHLY CONFIDENTIAL**. Without waiving these objections, the RLECs respond as follows.

Respondent: **Kimberly Jones, Accounting Supervisor, Thacker-Griggs by Telephone Company, Inc.**

Response: **Switched access minutes by month:**

Month	2006	2007	2008	2009	2010
January					
February					
March					
April					
May					
June					
July					
August					
September					
October					
November					
December					

TWTC/LEVEL3/PAETEC

REQUEST NO. 2: Provide your average interstate and intrastate switched access charges per minute, by month for the past five years.

OBJECTION: This request is overly broad, unduly burdensome, and is not reasonably calculated to lead to the discovery of admissible evidence. To the extent that this request seeks information regarding the RLECs interstate rates, such request is irrelevant to the subject of this proceeding. The data sought is competitively sensitive and HIGHLY CONFIDENTIAL. Without waiving these objections, the RLECs respond as follows.

Respondent: Kimberly Jones, Accounting Supervisor, Thacker-Griggsby Telephone Company, Inc.

Response: Average interstate switched access charges per minute by month:

	2006	2007	2008	2009	2010
Jan					
Feb					
Mar					
Apr					
May					
Jun					
Jul					
Aug					
Sep					
Oct					
Nov					
Dec					

Average intrastate switched access charges per minute by month:

	2006	2007	2008	2009	2010
Jan					
Feb					
Mar					
Apr					
May					
Jun					
Jul					
Aug					

Sep					
Oct					
Nov					
Dec					

TWTC/LEVEL3/PAETEC

REQUESTNO.3: For 2010, what was your company's total intrastate switched access revenue, by rate element, from all recurring switched access rate elements billed (including switched dedicated elements that are priced on a flat-rate basis)?

OBJECTION: This request is overly broad and is not reasonably calculated to lead to the discovery of admissible evidence. The data sought is competitively sensitive and HIGHLY CONFIDENTIAL. Without waiving these objections, the RLECs respond as follows.

Respondent: **Kimberly Jones, Accounting Supervisor, Thacker-Griggsby Telephone Company, Inc.**


Response:	NTSR(Non-Traffic Sensitive Revenue)	\$1,	
	Info Surcharge(per 100 MOU)-Orig+Term	\$341	
	Local Switching-Orig+Term	\$43	
	800 DBQ Basic		
	RIC-Tandem Originating+Terminating	\$29	
	Tandem Switched Facility	\$4	
	Tandem Switched Termination	\$3	
	Tandem Switching Orig+Term	\$78	
	Direct Trunked Facility(DS1)	\$2	
	Direct Trunked Termination(DS1)	\$1	

TWTC/LEVEL3/PAETEC

REQUEST NO.4: For each rate element identified in Request #3 above, provide the intrastate billed demand for each rate element for 2010.

OBJECTION: This request is overly broad and is not reasonably calculated to lead to the discovery of admissible evidence. This request is vague and ambiguous insofar as the meaning of the term "billed demand" is not certain. The data sought is competitively sensitive and HIGHLY CONFIDENTIAL. Without waiving these objections, the RLECs respond as follows.

Respondent: Kimberly Jones, Accounting Supervisor, Thacker-Griegsby Telephone Company, Inc.

Response:	NTSR(Non-Traffic Sensitive Revenue)	\$10	
	Info Surcharge(per 100 MOU)-Orig+Term	\$2,11	
	Local Switching-Orig+Term	\$23	
	800 DBQ Basic		
	RIC-Tandem Originating+Terminating	\$23	
	Tandem Switched Facility	\$2	
	Tandem Switched Termination	\$2	
	Tandem Switching Orig+Term	\$22	
	Direct Trunked Facility(DS1)		
	Direct Trunked Termination(DS1)		

Direct trunk quantities cannot be derived due to jurisdictional and/or billing percentage factors which vary by carrier and trunk group.

TWTC/LEVEL3/PAETEC

REQUEST NO. 5: Identify any differences in rate structure between your interstate and intrastate switched access tariffs.

OBJECTION: This request is overly broad and is not reasonably calculated to lead to the discovery of admissible evidence. This request seeks information regarding the RLECs interstate access rates, which are irrelevant to the subject of this proceeding. Moreover, inter- and intrastate access rates are not comparable because interstate services involve explicit cost recovery mechanisms outside of the rate, while intrastate services include cost recovery within the rate itself. Without waiving these objections, the RLECs respond as follows.

Respondent: **Kimberly Jones, Accounting Supervisor, Thacker-Griggsby Telephone Company, Inc.**

Response: **Duo County Access Tariff & NECA have same rate structure. Duo County Access Tariff includes a charge for Non-Traffic Sensitive Revenue. This rate is not included in the Company's Interstate Tariff.**

TWTC/LEVEL3/PAETEC

REQUEST NO.6: Provide a comparison of your interstate and intrastate switched access rates by rate element for 2009 and 2010.

OBJECTION: This request is overly broad, unduly burdensome, and is not reasonably calculated to lead to the discovery of admissible evidence. This request is vague and ambiguous because the scope of the requested "comparison" is unstated. This request seeks publicly available information contained in tariffs filed with the Commission and the FCC. To the extent that this request seeks information regarding the RLECs' interstate access rates, such request is irrelevant to the subject matter of this proceeding. Moreover, inter- and intrastate access rates are not comparable because interstate services involve explicit cost recovery mechanisms outside of the rate, while intrastate services include cost recovery within the rate itself. Without waiving these objections, the RLECs respond as follows.

Respondent: **Kimberly Jones, Accounting Supervisor, Thacker-Griegsby Telephone Company, Inc.**

Response: **See response below.**

	Jan1,2009-Jun30, 2009		Jul1,2009-Jun30, 2010		Jul1,2010-Dec31, 2010	
	Intrastate	Interstate	Intrastate	Interstate	Intrastate	Interstate
NTSR(Non-TrafficSensitiveRevenue)	\$10.64	\$-	\$10.64	\$-	\$10.64	\$-
InfoSurcharge(per100MOU)-Orig+Term	\$0.016100	\$0.027100	\$0.016100	\$0.032100	\$0.016100	\$0.038000
LocalSwitching-Orig+Term	\$0.021178	\$0.014043	\$0.021178	\$0.009913	\$0.021178	\$0.014760
800DBQBasic	\$0.005400	\$0.005600	\$0.005400	\$0.005400	\$0.005400	\$0.005400
800DBQVerticalFeatures	\$0.005900	\$0.006100	\$0.005900	\$0.006000	\$0.005900	\$0.006000
RIC-TandemOriginating+Terminating	\$0.012515	\$-	\$0.012515	\$-	\$0.012515	\$-
TandemSwitchedFacility	\$0.000189	\$0.000182	\$0.000189	\$0.000203	\$0.000189	\$0.000237
TandemSwitchedTermination	\$0.000933	\$0.000946	\$0.000933	\$0.001055	\$0.000933	\$0.001232
TandemSwitchingOrig+Term	\$0.003507	\$0.002315	\$0.003507	\$0.002744	\$0.003507	\$0.003117
DirectTrunkedFacility(VGTwo-Wire)	\$2.70	\$3.13	\$2.70	\$3.53	\$2.70	\$3.40
DirectTrunkedTermination(VGTwo-Wire)	\$27.08	\$31.46	\$27.08	\$35.48	\$27.08	\$34.10
EntranceFacility(VGTwo-Wire)	\$37.83	\$43.95	\$37.83	\$49.56	\$37.83	\$47.64
DirectTrunkedFacility(VGFour-Wire)	\$2.70	\$3.13	\$2.70	\$3.53	\$2.70	\$3.40
DirectTrunkedTermination(VGFour-Wire)	\$27.08	\$31.46	\$27.08	\$35.48	\$27.08	\$34.10
EntranceFacility(VGFour-Wire)	\$60.53	\$70.32	\$60.53	\$79.30	\$60.53	\$76.23
DirectTrunkedFacility(DS1)	\$19.14	\$15.75	\$19.14	\$16.70	\$19.14	\$15.97
DirectTrunkedTermination(DS1)	\$94.38	\$81.75	\$94.38	\$86.69	\$94.38	\$82.88
EntranceFacility(DS1)	\$176.82	\$230.00	\$176.82	\$243.89	\$176.82	\$233.16
DirectTrunkedFacility(DS3)	\$131.77	\$137.26	\$131.77	\$145.55	\$131.77	\$139.15
DirectTrunkedTermination(DS3)	\$525.64	\$525.00	\$525.64	\$556.71	\$525.64	\$532.21
EntranceFacility(DS3)	\$2,051.19	\$2,100.00	\$2,051.19	\$2,226.86	\$2,051.19	\$2,128.88
DirectTrunkedFacility(OC3)	\$140.00	\$146.50	\$140.00	\$155.35	\$140.00	\$148.58
DirectTrunkedTermination(OC3)	\$484.49	\$545.00	\$484.49	\$577.92	\$484.49	\$552.75
EntranceFacility(OC3)	\$1,361.19	\$2,135.00	\$1,361.19	\$2,263.97	\$1,361.19	\$2,165.36
DirectTrunkedFacility(OC12)	\$280.00	\$293.00	\$280.00	\$194.98	\$280.00	\$186.49
DirectTrunkedTermination(OC12)	\$1,807.00	\$1,890.91	\$1,807.00	\$1,258.31	\$1,807.00	\$1,203.50

EntranceFacility(OC12)	\$2,656.80	\$2,780.16	\$2,656.80	\$2,363.14	\$2,656.80
MultiplexingDS3toDS1	\$474.31	\$477.57	\$474.31	\$506.42	\$474.31
MultiplexingDS1toVoice	\$183.12	\$184.38	\$183.12	\$195.52	\$183.12
CustomerNodeOC3	\$495.00	\$495.75	\$495.00	\$525.70	\$495.00
CustomerNodeOC12	\$1,430.00	\$1,432.18	\$1,430.00	\$1,518.70	\$1,430.00
CustomerPremisesPortOC3	\$150.00	\$150.22	\$150.00	\$159.29	\$150.00
CustomerPremisesPortSTS-1	\$195.00	\$195.30	\$195.00	\$207.10	\$195.00
CustomerPremisesPortDS3	\$195.00	\$195.30	\$195.00	\$207.10	\$195.00
CustomerPremisesPortDS1	\$50.00	\$50.07	\$50.00	\$53.09	\$50.00
Add/DropMultiplexing-PerPortOC3	\$150.00	\$150.22	\$150.00	\$159.29	\$150.00
Add/DropMultiplexing-PerPortDS3	\$100.00	\$100.15	\$100.00	\$106.20	\$100.00
Add/DropMultiplexing-PerPortDS1	\$40.00	\$40.06	\$40.00	\$42.48	\$40.00

EntranceFacility(OC12)	\$2,656.80	\$2,780.16	\$2,656.80	\$2,363.14	\$2,656.80
MultiplexingDS3toDS1	\$474.31	\$477.57	\$474.31	\$506.42	\$474.31
MultiplexingDS1toVoice	\$183.12	\$184.38	\$183.12	\$195.52	\$183.12
CustomerNodeOC3	\$495.00	\$495.75	\$495.00	\$525.70	\$495.00
CustomerNodeOC12	\$1,430.00	\$1,432.18	\$1,430.00	\$1,518.70	\$1,430.00
CustomerPremisesPortOC3	\$150.00	\$150.22	\$150.00	\$159.29	\$150.00
CustomerPremisesPortSTS-1	\$195.00	\$195.30	\$195.00	\$207.10	\$195.00
CustomerPremisesPortDS3	\$195.00	\$195.30	\$195.00	\$207.10	\$195.00
CustomerPremisesPortDS1	\$50.00	\$50.07	\$50.00	\$53.09	\$50.00
Add/DropMultiplexing-PerPortOC3	\$150.00	\$150.22	\$150.00	\$159.29	\$150.00
Add/DropMultiplexing-PerPortDS3	\$100.00	\$100.15	\$100.00	\$106.20	\$100.00
Add/DropMultiplexing-PerPortDS1	\$40.00	\$40.06	\$40.00	\$42.48	\$40.00

EntranceFacility(OC12)	\$2,656.80	\$2,780.16	\$2,656.80	\$2,363.14	\$2,656.80
MultiplexingDS3toDS1	\$474.31	\$477.57	\$474.31	\$506.42	\$474.31
MultiplexingDS1toVoice	\$183.12	\$184.38	\$183.12	\$195.52	\$183.12
CustomerNodeOC3	\$495.00	\$495.75	\$495.00	\$525.70	\$495.00
CustomerNodeOC12	\$1,430.00	\$1,432.18	\$1,430.00	\$1,518.70	\$1,430.00
CustomerPremisesPortOC3	\$150.00	\$150.22	\$150.00	\$159.29	\$150.00
CustomerPremisesPortSTS-1	\$195.00	\$195.30	\$195.00	\$207.10	\$195.00
CustomerPremisesPortDS3	\$195.00	\$195.30	\$195.00	\$207.10	\$195.00
CustomerPremisesPortDS1	\$50.00	\$50.07	\$50.00	\$53.09	\$50.00
Add/DropMultiplexing-PerPortOC3	\$150.00	\$150.22	\$150.00	\$159.29	\$150.00
Add/DropMultiplexing-PerPortDS3	\$100.00	\$100.15	\$100.00	\$106.20	\$100.00
Add/DropMultiplexing-PerPortDS1	\$40.00	\$40.06	\$40.00	\$42.48	\$40.00

TWTC/LEVEL3/PAETEC

REQUEST NO. 7: Provide a year-end income statement and balance sheet for your company for the past five years.

OBJECTION: This request is overly broad, unduly burdensome, and is not reasonably calculated to lead to the discovery of admissible evidence. This information is publicly available at the Commission. Without waiving these objections, the RLECs respond as follows.

Respondent: **Kimberly Jones, Accounting Supervisor, Thacker-Gri格斯by Telephone Company, Inc.**

Response: **See response attached.**

12900 Thacker-Grigsby Telephone Company, Inc. 01/01/2006 - 12/31/2006

Balance Sheet Accounts - Sched III Page 1 (Ref Page: 1)

	Amount (c)
Current Assets	
Cash and Equivalents (1120)	\$6,126,883.00
Receivables (1170)	\$476,548.00
Allowance for Doubtful Accounts (1171)	(\$151,770.00)
Inventories (1220)	\$306,057.00
Prepayments (1280)	\$44,283.00
Other Current Assets (1350)	
Non-Regulated Investments (1406)	\$46,784.00
Other Noncurrent Assets (1410)	\$25,704,059.00
Deferred Maintenance and Retirements (1438)	\$33,306.00
Other Jurisdictional Assets - Net (1500)	
Total Current Assets	\$32,586,150.00

12900 Thacker-Grigsby Telephone Company, Inc. 01/01/2006 - 12/31/2006

Balance Sheet Accounts - Sched III Page 2-4 (Ref Page: 2)

	Beg Bal (c)	Additions (d)	Retirements (e)	Transfer (f)	End Bal (g)
Telephone Plant					
Telephone Plant in Service (2001)	\$24,397,422.00	\$1,659,388.00	\$1,171,635.00	\$0.00	\$24,884,863.00
Property Held for Future Telephone Use (2002)					
Tele. Plant Under Construct. - Short Term (2003)					
Tele. Plant Under Construct. - Long Term (2004)					
Telephone Plant Adjustment (2005)					
Nonoperating Plant (2006)					
Goodwill (2007)					
Total Telephone Plant	\$24,397,422.00	\$1,659,388.00	\$1,171,635.00	\$0.00	\$24,884,863.00
Land and Support Assets					
Land (2111)	\$237,627.00	\$35,619.00	\$0.00	\$0.00	\$272,934.00
Motor Vehicles (2112)	\$1,042,515.00	\$28,296.00	\$16,834.00	\$0.00	\$1,053,977.00
Aircraft (2113)					
Tools and Other Work Equipment (2114)	\$418,710.00	\$17,867.00	\$0.00	\$0.00	\$436,577.00
Buildings (2121)	\$2,683,733.00	(\$6,177.00)	\$0.00	\$0.00	\$2,677,556.00
Furniture (2122)	\$260,811.00	\$1,111.00	\$0.00	\$0.00	\$261,922.00
Office Equipment (2123)	\$136,417.00	\$53,520.00	\$0.00	\$0.00	\$189,937.00
General Purpose Computers (2124)	\$989,112.00	\$152,288.00	\$0.00	\$0.00	\$1,141,400.00
Total Land and Support Assets	\$5,768,925.00	\$282,524.00	\$16,834.00	\$0.00	\$6,034,303.00
Central Office - Switching					
Non-Digital Switching (2211)					

12900 Thacker-Grigsby Telephone Company, Inc. 01/01/2006 - 12/31/2006

Balance Sheet Accounts - Sched III Page 2-4 (Ref Page: 2)

	Beg Bal (c)	Additions (d)	Retirements (e)	Transfer (f)	End Bal (g)
Digital Electronic Switching (2212)	\$6,922,257.00	\$300,660.00	\$1,113,248.00	\$0.00	\$6,109,669.00
Total Central Office - Switching	\$6,922,257.00	\$300,660.00	\$1,113,248.00	\$0.00	\$6,109,669.00
Total Operator Systems (2220)					
Central Office - Transmission					
Radio Systems (2231)					
Circuit Equipment (2232)	\$2,265,891.00	\$565,583.00	\$0.00	\$0.00	\$2,831,474.00
Total Central Office Transmission	\$2,265,891.00	\$565,583.00	\$0.00	\$0.00	\$2,831,474.00
Information Origination Termination					
Station Apparatus (2311)	\$0.00				
Customer Premise Wire (2321)					
Large PBX (2341)					
Public Telephone Terminal Equipment (2351)					
Other Terminal Equipment (2362)					
Total Information Origin Termination					
Cable and Wire Facilities Assets					
Poles (2411)	\$2,271,931.00	\$102,314.00	\$15,542.00	\$0.00	\$2,358,703.00
Aerial Cable (2421)	\$6,252,115.00	\$294,765.00	\$14,171.00	\$0.00	\$6,532,709.00
Underground Cable (2422)	\$5,096.00	\$0.00	\$0.00	\$0.00	\$5,096.00
Buried Cable (2423)	\$10,593.00	\$32,040.00	\$0.00	\$0.00	\$42,633.00
Submarine and Deep Sea Cable (2424)					
Intrabuilding Network Cable (2426)		\$2,719.00	\$0.00	\$0.00	\$2,719.00

12900 Thacker-Grigsby Telephone Company, Inc. 01/01/2006 - 12/31/2006

Balance Sheet Accounts - Sched III Page 2-4 (Ref Page: 2)

	Beg Bal (c)	Additions (d)	Retirements (e)	Transfer (f)	End Bal (g)
Aerial Wire (2431)	\$882,080.00	\$78,783.00	\$11,840.00	\$0.00	\$949,023.00
Conduit Systems (2441)	\$14,381.00	\$0.00	\$0.00	\$0.00	\$14,381.00
Total Cable and Wire Facilities Assets	\$9,436,196.00	\$510,621.00	\$41,553.00	\$0.00	\$9,905,264.00
Amortizable Assets					
Amortizable Tangible Assets (2680)					
Capital Leases (2681)					
Leasonhold Improvements (2682)					
Total Amortizable Assets					
Intangibles (2690)	\$4,153.00	\$0.00	\$0.00	\$0.00	\$4,153.00
Total Tele. Plant in Service 2001	\$24,397,422.00	\$1,659,388.00	\$1,171,635.00	\$0.00	\$24,884,863.00

12900 Thacker-Grigsby Telephone Company, Inc. 01/01/2006 - 12/31/2006

Balance Sheet Accounts - Sched III Page 5a (Ref Page: 4)

	Amount
Depreciation and Amortization	
Accumulated Depreciation (3100)	\$15,653,801.00
Accumulated Depreciations - Held for Future Telecom. Use (3200)	
Accumulated Depreciation - Nonoperating (3300)	
Accumulated Amortization - Capitalized Leases (3410)	
Total Depreciation and Amortization	\$15,653,801.00
Net Telephone Plant	\$9,231,062.00
Total Assets	\$41,817,212.00

12900 Thacker-Grigsby Telephone Company, Inc. 01/01/2006 - 12/31/2006

Balance Sheet Accounts - Sched III Pages 5-6 (Ref Page: 5)

	Amount
Current Liabilities	
Current Accounts and Notes Payable (4000)	\$211,353.00
Customer`s Deposits (4040)	\$194,915.00
Income Taxes - Accrued (4070)	
Other Taxes - Accrued (4080)	\$136,609.00
Net Current Deferred Operating Income Taxes (4100)	
Net Current Deferred Nonoperating Income Taxes (4110)	
Other Current Liabilities (4130)	\$447,520.00
Total Current Liabilities	\$990,397.00
Long Term Debt and Funded Debt (4200)	\$4,160,380.00
Other Liabilities and Deferred Credits	
Other Long Term Liabilities and Deferred Credits (4300)	
Unamortized Operating Investment Tax Credits - Net (4320)	
Unamortized Nonoperating Investment Tax Credits - Net (4330)	
Net Noncurrent Deferred Operating Income Taxes (4340)	\$859,200.00
Net Deferred Tax Liability Adjustments (4341)	
Net Noncurrent Deferred Nonoperating Income Taxes (4350)	
Deferred Tax Regulatory Liability (4361)	
Other Jurisdictional Liabilities/Deferred Credits - Net (4370)	
Total Other Liabilities and Deferred Credits	\$859,200.00
Capital Stock (4510)	\$269,800.00
Additional Paid-In Capital (4520)	
Treasury Stock (4530)	(\$1,800.00)
Other Capital (4540)	
Retained Earnings (4550)	\$35,539,235.00
Total Stockholders` Equity	\$35,807,235.00
Total Liabilities and Stockholder`s Equity	\$41,817,212.00

12900 Thacker-Grigsby Telephone Company, Inc. 01/01/2006 - 12/31/2006

Balance Sheet Accts - Retained Earnings Sched III pg 5 (Ref Page: 6)

	Amount
Retained Earnings (Beg of Yr)	\$30,864,971.00
Net Income	\$6,600,752.00
Dividends Declared	(\$211,850.00)
Capital Credit Rotations	
Miscellaneous Debits*	\$1,714,638.00
Miscellaneous Credits*	
Retained Earnings (End of Year)	\$35,539,235.00
* Explain any individual item over \$10,000	

12900 Thacker-Grigsby Telephone Company, Inc. 01/01/2006 - 12/31/2006

Income Statement Accounts - Sched VI pg 1 (Ref Page: 1)

	Amount (c)
Local Network Service	
Basic Area Revenue (5001)	\$1,249,126.00
Private Line Revenue (5040)	
Other Basic Area Revenue (5060)	
Total Local Network Service Revenues	\$1,249,126.00
Network Access Service Revenues	
End User Revenue (5081)	\$641,936.00
Switched Access Revenue (5182)	\$4,324,964.00
Special Access Revenue (5083)	\$1,604,731.00
Total Network Access Revenue	\$6,571,631.00
Long Distance Message Revenue (5100)	
Miscellaneous Revenue (5200)	\$491,009.00
Directory Revenue (5230)	\$86,047.00
Non-Regulated Operating Revenue (5280)	
Uncollectible Revenue (5300)	\$48,000.00
TOTAL OPERATING REVENUE	\$8,349,813.00

12900 Thacker-Grigsby Telephone Company, Inc. 01/01/2006 - 12/31/2006
Income Statement - Operating Exp - Plant Specific - Sched VI pg 2 (Ref Page: 2)

	Total (c)
Plant Specific Operation Expense	
Motor Vehicle Expense (6112)	\$9,140.00
Aircraft Expense (6113)	
Tools and Other Work Equipment Expense (6114)	
Total Network Support Expenses	\$9,140.00
Land and Building Expense (6121)	\$167,517.00
Furniture and Artworks Expense (6122)	\$177.00
Office Equipment Expense (6123)	\$2,200.00
General Purpose Computers Expense (6124)	\$79,839.00
Total Support Expense	\$249,733.00
Non-Digital Switching Expense (6211)	
Digital Electronic Expense (6212)	\$289,360.00
Total Central Off. Switch. Exp	\$289,360.00
Operator System Expense (6220)	
Radio System Expense (6231)	
Circuit Equipment Expense (6232)	\$52,717.00
Total Central Off. Trans. Exp.	\$52,717.00
Station Apparatus Expense (6311)	
Large PBX Expense (6341)	
Public Tele. Terminal Equipment (6351)	
Other Terminal Equipment Expense (6362)	
Total Info. Org. Term. Equip	
Poles Expense (6411)	\$32,371.00
Aerial Cable Expense (6421)	\$200,892.00
Underground Cable Expense (6422)	
Buried Cable Expense (6423)	
Submarine and Deep Sea Cable (6424)	

12900 Thacker-Grigsby Telephone Company, Inc. 01/01/2006 - 12/31/2006

Income Statement - Operating Exp - Plant Specific - Sched VI pg 2 (Ref Page: 2)

	Total (c)
Intrabuilding Network Cable Expense (6426)	
Aerial Wire Expense (6431)	\$141,231.00
Conduit Systems Expense (6441)	
Total Cable and Wire Expense	\$374,494.00
Total Plant Spc. Expense	\$975,444.00

12900 Thacker-Grigsby Telephone Company, Inc. 01/01/2006 - 12/31/2006

Income Statement - Operating Exp - Plant NonSpecific - Sched VI pg 3 (Ref Page: 3)

	Total (c)
Plant NonSpecific Operating Expense	
Plant held for future Telephone use (6511)	
Provisioning Expense (6512)	
Total other PPE Expense	
Power Expense (6531)	\$85,447.00
Network Administration Expense (6532)	\$11,453.00
Testing Expense (6533)	\$72,200.00
Plant Operations Administration Expense (6534)	
Engineering Expense (6535)	\$3,013.00
Total Network Ops Expense	\$172,113.00
Access Expense (6540)	\$167,914.00
Depreciation Expense - Telecomm Plant in Service (6561)	\$1,301,909.00
Depreciation Expense - Property Held for Future Telecom Use (6562)	
Amortization - Tangible (6563)	
Amortization - Intangible (6564)	
Amortization - Other	
Total Depreciation and Amortization Epx	\$1,301,909.00
Total Plant NonSpecific Expense	\$1,641,936.00
Customer Operations Expense	
Product Management and Sales (6611)	
Product Advertising (6613)	\$53,682.00
Total Marketing Expense	\$53,682.00
Call Completion Services (6621)	\$6,532.00
Number Services (6622)	\$64,791.00
Customer Services (6623)	\$563,510.00
Total Services Expense	\$634,833.00
General and Administrative (6720)	\$1,361,847.00

12900 Thacker-Grigsby Telephone Company, Inc. 01/01/2006 - 12/31/2006

Income Statement - Operating Exp - Plant NonSpecific - Sched VI pg 3 (Ref Page: 3)

	Total (c)
Provision for Uncollectible Notes Receivable (6790)	
Total Corp. Oper. Expense	\$1,361,847.00
Net Operating Revenue	\$3,682,071.00

12900 Thacker-Grigsby Telephone Company, Inc. 01/01/2006 - 12/31/2006

Income Statement - Operating Exp - Sched VI pg 4 (Ref Page: 7)

	Amount
Other Operating Income and Expense (7100)	
Operating Taxes	
Operating Investment Tax Credits Net (7210)	
Operating Federal Income Taxes (7220)	\$3,585,258.00
Operating State and Local Income Taxes (7230)	\$722,542.00
Operating Other Taxes (7240)	\$232,196.00
Provision for Deferred Operating Income Tax - Net (7250)	(\$214,800.00)
Total Operating Taxes	\$4,325,196.00
Nonoperating Income and Expense (7300)	\$7,292,020.00
Nonoperating Taxes (7400)	
Interest and Related Items (7500)	\$220,962.00
Extraordinary Items (7600)	
Jurisdictional Differences and NonRegulated Income	
Income Effect of Jurisdictional Differences - Net (7910)	
Nonregulated Net Income (7990)	\$172,819.00
Net Income	\$6,600,752.00

12900 Thacker-Grigsby Telephone Company, Inc. 01/01/2007 - 12/31/2007

Balance Sheet Accounts - Sched III Page 1 (Ref Page: 1)

	Amount (c)
Current Assets	
Cash and Equivalents (1120)	\$6,443,017.00
Receivables (1170)	\$743,648.00
Allowance for Doubtful Accounts (1171)	(\$116,838.00)
Inventories (1220)	\$357,488.00
Prepayments (1280)	\$28,545.00
Other Current Assets (1350)	
Non-Regulated Investments (1406)	\$117,717.00
Other Noncurrent Assets (1410)	\$30,192,745.00
Deferred Maintenance and Retirements (1438)	\$42,446.00
Other Jurisdictional Assets - Net (1500)	
Total Current Assets	\$37,808,768.00

12900 Thacker-Grigsby Telephone Company, Inc. 01/01/2007 - 12/31/2007

Balance Sheet Accounts - Sched III Page 2-4 (Ref Page: 2)

	Beg Bal (c)	Additions (d)	Retirements (e)	Transfer (f)	End Bal (g)
Telephone Plant					
Telephone Plant in Service (2001)	\$24,884,863.00	\$1,426,798.00	\$883,842.00	\$0.00	\$25,427,819.00
Property Held for Future Telephone Use (2002)					
Tele. Plant Under Construct. - Short Term (2003)					
Tele. Plant Under Construct. - Long Term (2004)					
Telephone Plant Adjustment (2005)					
Nonoperating Plant (2006)					
Goodwill (2007)					
Total Telephone Plant	\$24,884,863.00	\$1,426,798.00	\$883,842.00	\$0.00	\$25,427,819.00
Land and Support Assets					
Land (2111)	\$272,934.00	\$64,489.00	\$0.00	\$0.00	\$337,423.00
Motor Vehicles (2112)	\$1,053,977.00	\$43,935.00	\$17,965.00	\$0.00	\$1,079,947.00
Aircraft (2113)					
Tools and Other Work Equipment (2114)	\$436,577.00	\$30,363.00	\$0.00	\$0.00	\$466,940.00
Buildings (2121)	\$2,677,556.00	\$82,044.00	\$0.00	\$0.00	\$2,759,600.00
Furniture (2122)	\$261,922.00	\$18,554.00	\$0.00	\$0.00	\$280,476.00
Office Equipment (2123)	\$189,937.00	(\$1.00)	\$0.00	\$0.00	\$189,936.00
General Purpose Computers (2124)	\$1,141,400.00	\$83,777.00	\$0.00	\$0.00	\$1,225,177.00
Total Land and Support Assets	\$6,034,303.00	\$323,161.00	\$17,965.00	\$0.00	\$6,339,499.00
Central Office - Switching					
Non-Digital Switching (2211)					

12900 Thacker-Grigsby Telephone Company, Inc. 01/01/2007 - 12/31/2007

Balance Sheet Accounts - Sched III Page 2-4 (Ref Page: 2)

	Beg Bal (c)	Additions (d)	Retirements (e)	Transfer (f)	End Bal (g)
Digital Electronic Switching (2212)	\$6,109,669.00	\$238,370.00	\$831,320.00	\$2,318,487.00	\$7,835,206.00
Total Central Office - Switching	\$6,109,669.00	\$238,370.00	\$831,320.00	\$2,318,487.00	\$7,835,206.00
Total Operator Systems (2220)					
Central Office - Transmission					
Radio Systems (2231)					
Circuit Equipment (2232)	\$2,831,474.00	\$350,517.00	\$0.00	(\$2,318,487.00)	\$863,504.00
Total Central Office Transmission	\$2,831,474.00	\$350,517.00	\$0.00	(\$2,318,487.00)	\$863,504.00
Information Origination Termination					
Station Apparatus (2311)					
Customer Premise Wire (2321)					
Large PBX (2341)					
Public Telephone Terminal Equipment (2351)					
Other Terminal Equipment (2362)					
Total Information Origin Termination					
Cable and Wire Facilities Assets					
Poles (2411)	\$2,358,703.00	\$85,205.00	\$14,435.00	\$0.00	\$2,429,473.00
Aerial Cable (2421)	\$6,532,709.00	\$301,362.00	\$9,846.00	\$0.00	\$6,824,225.00
Underground Cable (2422)	\$5,096.00	\$28,812.00	\$0.00	\$0.00	\$33,908.00
Buried Cable (2423)	\$42,633.00	\$38,024.00	\$0.00	\$0.00	\$80,657.00
Submarine and Deep Sea Cable (2424)					
Intrabuilding Network Cable (2426)	\$2,719.00	\$0.00	\$0.00	\$0.00	\$2,719.00

12900 Thacker-Grigsby Telephone Company, Inc. 01/01/2007 - 12/31/2007

Balance Sheet Accounts - Sched III Page 2-4 (Ref Page: 2)

	Beg Bal (c)	Additions (d)	Retirements (e)	Transfer (f)	End Bal (g)
Aerial Wire (2431)	\$949,023.00	\$61,347.00	\$10,276.00	\$0.00	\$1,000,094.00
Conduit Systems (2441)	\$14,381.00	\$0.00	\$0.00	\$0.00	\$14,381.00
Total Cable and Wire Facilities Assets	\$9,905,264.00	\$514,750.00	\$34,557.00	\$0.00	\$10,385,457.00
Amortizable Assets					
Amortizable Tangible Assets (2680)					
Capital Leases (2681)					
Leasonhold Improvements (2682)					
Total Amortizable Assets					
Intangibles (2690)	\$4,153.00	\$0.00	\$0.00	\$0.00	\$4,153.00
Total Tele. Plant in Service 2001	\$24,884,863.00	\$1,426,798.00	\$883,842.00	\$0.00	\$25,427,819.00

12900 Thacker-Grigsby Telephone Company, Inc. 01/01/2007 - 12/31/2007

Balance Sheet Accounts - Sched III Page 5a (Ref Page: 4)

	Amount
Depreciation and Amortization	
Accumulated Depreciation (3100)	\$16,396,068.00
Accumulated Depreciations - Held for Future Telecom. Use (3200)	
Accumulated Depreciation - Nonoperating (3300)	
Accumulated Amortization - Capitalized Leases (3410)	
Total Depreciation and Amortization	\$16,396,068.00
Net Telephone Plant	\$9,031,751.00
Total Assets	\$46,840,519.00

12900 Thacker-Grigsby Telephone Company, Inc. 01/01/2007 - 12/31/2007

Balance Sheet Accounts - Sched III Pages 5-6 (Ref Page: 5)

	Amount
Current Liabilities	
Current Accounts and Notes Payable (4000)	\$219,296.00
Customer`s Deposits (4040)	\$191,980.00
Income Taxes - Accrued (4070)	
Other Taxes - Accrued (4080)	\$61,584.00
Net Current Deferred Operating Income Taxes (4100)	
Net Current Deferred Nonoperating Income Taxes (4110)	
Other Current Liabilities (4130)	\$752,611.00
Total Current Liabilities	\$1,225,471.00
Long Term Debt and Funded Debt (4200)	\$4,783,557.00
Other Liabilities and Deferred Credits	
Other Long Term Liabilities and Deferred Credits (4300)	
Unamortized Operating Investment Tax Credits - Net (4320)	
Unamortized Nonoperating Investment Tax Credits - Net (4330)	
Net Noncurrent Deferred Operating Income Taxes (4340)	\$859,200.00
Net Deferred Tax Liability Adjustments (4341)	
Net Noncurrent Deferred Nonoperating Income Taxes (4350)	
Deferred Tax Regulatory Liability (4361)	
Other Jurisdictional Liabilities/Deferred Credits - Net (4370)	
Total Other Liabilities and Deferred Credits	\$859,200.00
Capital Stock (4510)	\$269,800.00
Additional Paid-In Capital (4520)	
Treasury Stock (4530)	(\$1,800.00)
Other Capital (4540)	\$106,024.00
Retained Earnings (4550)	\$39,598,267.00
Total Stockholders` Equity	\$39,972,291.00
Total Liabilities and Stockholder`s Equity	\$46,840,519.00

12900 Thacker-Grigsby Telephone Company, Inc. 01/01/2007 - 12/31/2007

Balance Sheet Accts - Retained Earnings Sched III pg 5 (Ref Page: 6)

	Amount
Retained Earnings (Beg of Yr)	\$35,828,527.00
Net Income	\$3,980,950.00
Dividends Declared	(\$211,210.00)
Capital Credit Rotations	
Miscellaneous Debits*	
Miscellaneous Credits*	
Retained Earnings (End of Year)	\$39,598,267.00
* Explain any individual item over \$10,000	

12900 Thacker-Grigsby Telephone Company, Inc. 01/01/2007 - 12/31/2007

Income Statement Accounts - Sched VI pg 1 (Ref Page: 1)

	Amount (c)
Local Network Service	
Basic Area Revenue (5001)	\$1,249,567.00
Private Line Revenue (5040)	
Other Basic Area Revenue (5060)	
Total Local Network Service Revenues	\$1,249,567.00
Network Access Service Revenues	
End User Revenue (5081)	\$627,571.00
Switched Access Revenue (5182)	\$4,593,503.00
Special Access Revenue (5083)	\$1,675,172.00
Total Network Access Revenue	\$6,896,246.00
Long Distance Message Revenue (5100)	
Miscellaneous Revenue (5200)	\$504,132.00
Directory Revenue (5230)	\$89,228.00
Non-Regulated Operating Revenue (5280)	
Uncollectible Revenue (5300)	\$12,000.00
TOTAL OPERATING REVENUE	\$8,727,173.00

12900 Thacker-Grigsby Telephone Company, Inc. 01/01/2007 - 12/31/2007
Income Statement - Operating Exp - Plant Specific - Sched VI pg 2 (Ref Page: 2)

	Total (c)
Plant Specific Operation Expense	
Motor Vehicle Expense (6112)	\$8,635.00
Aircraft Expense (6113)	
Tools and Other Work Equipment Expense (6114)	
Total Network Support Expenses	\$8,635.00
Land and Building Expense (6121)	\$168,415.00
Furniture and Artworks Expense (6122)	\$156.00
Office Equipment Expense (6123)	\$408.00
General Purpose Computers Expense (6124)	\$20,710.00
Total Support Expense	\$189,689.00
Non-Digital Switching Expense (6211)	
Digital Electronic Expense (6212)	\$371,106.00
Total Central Off. Switch. Exp	\$371,106.00
Operator System Expense (6220)	
Radio System Expense (6231)	\$6,275.00
Circuit Equipment Expense (6232)	\$23,604.00
Total Central Off. Trans. Exp.	\$29,879.00
Station Apparatus Expense (6311)	
Large PBX Expense (6341)	
Public Tele. Terminal Equipment (6351)	
Other Terminal Equipment Expense (6362)	
Total Info. Org. Term. Equip	
Poles Expense (6411)	\$52,356.00
Aerial Cable Expense (6421)	\$197,171.00
Underground Cable Expense (6422)	\$662.00
Buried Cable Expense (6423)	
Submarine and Deep Sea Cable (6424)	

12900 Thacker-Grigsby Telephone Company, Inc. 01/01/2007 - 12/31/2007

Income Statement - Operating Exp - Plant Specific - Sched VI pg 2 (Ref Page: 2)

	Total (c)
Intrabuilding Network Cable Expense (6426)	
Aerial Wire Expense (6431)	\$145,729.00
Conduit Systems Expense (6441)	
Total Cable and Wire Expense	\$395,918.00
Total Plant Spc. Expense	\$995,227.00

12900 Thacker-Grigsby Telephone Company, Inc. 01/01/2007 - 12/31/2007

Income Statement - Operating Exp - Plant NonSpecific - Sched VI pg 3 (Ref Page: 3)

	Total (c)
Plant NonSpecific Operating Expense	
Plant held for future Telephone use (6511)	
Provisioning Expense (6512)	
Total other PPE Expense	
Power Expense (6531)	\$81,702.00
Network Administration Expense (6532)	\$11,636.00
Testing Expense (6533)	\$74,912.00
Plant Operations Administration Expense (6534)	
Engineering Expense (6535)	\$8,755.00
Total Network Ops Expense	\$177,005.00
Access Expense (6540)	\$176,030.00
Depreciation Expense - Telecomm Plant in Service (6561)	\$1,431,380.00
Depreciation Expense - Property Held for Future Telecom Use (6562)	
Amortization - Tangible (6563)	
Amortization - Intangible (6564)	
Amortization - Other	
Total Depreciation and Amortization Epx	\$1,431,380.00
Total Plant NonSpecific Expense	\$1,784,415.00
Customer Operations Expense	
Product Management and Sales (6611)	
Product Advertising (6613)	\$28,339.00
Total Marketing Expense	\$28,339.00
Call Completion Services (6621)	\$12,287.00
Number Services (6622)	\$54,619.00
Customer Services (6623)	\$554,788.00
Total Services Expense	\$621,694.00
General and Administrative (6720)	\$1,343,016.00

12900 Thacker-Grigsby Telephone Company, Inc. 01/01/2007 - 12/31/2007

Income Statement - Operating Exp - Plant NonSpecific - Sched VI pg 3 (Ref Page: 3)

	Total (c)
Provision for Uncollectible Notes Receivable (6790)	
Total Corp. Oper. Expense	\$1,343,016.00
Net Operating Revenue	\$3,954,482.00

12900 Thacker-Grigsby Telephone Company, Inc. 01/01/2007 - 12/31/2007

Income Statement - Operating Exp - Sched VI pg 4 (Ref Page: 7)

	Amount
Other Operating Income and Expense (7100)	
Operating Taxes	
Operating Investment Tax Credits Net (7210)	
Operating Federal Income Taxes (7220)	\$1,289,386.00
Operating State and Local Income Taxes (7230)	\$174,101.00
Operating Other Taxes (7240)	\$167,810.00
Provision for Deferred Operating Income Tax - Net (7250)	
Total Operating Taxes	\$1,631,297.00
Nonoperating Income and Expense (7300)	\$1,723,247.00
Nonoperating Taxes (7400)	
Interest and Related Items (7500)	\$203,620.00
Extraordinary Items (7600)	
Jurisdictional Differences and NonRegulated Income	
Income Effect of Jurisdictional Differences - Net (7910)	
Nonregulated Net Income (7990)	\$138,138.00
Net Income	\$3,980,950.00

12900 Thacker-Grigsby Telephone Company, Inc. 01/01/2008 - 12/31/2008

Balance Sheet Accounts - Sched III Page 1 (Ref Page: 1)

	Amount (c)
Current Assets	
Cash and Equivalents (1120)	\$3,971,630.00
Receivables (1170)	\$1,114,599.00
Allowance for Doubtful Accounts (1171)	(\$127,814.00)
Inventories (1220)	\$449,304.00
Prepayments (1280)	\$68,320.00
Other Current Assets (1350)	
Non-Regulated Investments (1406)	\$161,426.00
Other Noncurrent Assets (1410)	\$32,414,864.00
Deferred Maintenance and Retirements (1438)	
Other Jurisdictional Assets - Net (1500)	
Total Current Assets	\$38,052,329.00

12900 Thacker-Grigsby Telephone Company, Inc. 01/01/2008 - 12/31/2008

Balance Sheet Accounts - Sched III Page 2-4 (Ref Page: 2)

	Beg Bal (c)	Additions (d)	Retirements (e)	Transfer (f)	End Bal (g)
Telephone Plant					
Telephone Plant in Service (2001)	\$25,427,819.00	\$1,593,219.00	\$52,841.00	\$0.00	\$26,968,197.00
Property Held for Future Telephone Use (2002)					
Tele. Plant Under Construct. - Short Term (2003)		\$1,671,108.00	\$0.00	\$0.00	\$1,671,108.00
Tele. Plant Under Construct. - Long Term (2004)					
Telephone Plant Adjustment (2005)					
Nonoperating Plant (2006)					
Goodwill (2007)					
Total Telephone Plant	\$25,427,819.00	\$3,264,327.00	\$52,841.00	\$0.00	\$28,639,305.00
Land and Support Assets					
Land (2111)	\$337,423.00	\$16,193.00	\$0.00	\$0.00	\$353,616.00
Motor Vehicles (2112)	\$1,079,947.00	\$321,970.00	\$30,088.00	\$0.00	\$1,371,829.00
Aircraft (2113)					
Tools and Other Work Equipment (2114)	\$466,940.00	\$27,623.00	\$0.00	\$0.00	\$494,563.00
Buildings (2121)	\$2,759,600.00	\$10,071.00	\$0.00	\$0.00	\$2,769,671.00
Furniture (2122)	\$280,476.00	\$0.00	\$0.00	\$0.00	\$280,476.00
Office Equipment (2123)	\$189,936.00	\$2,169.00	\$0.00	\$0.00	\$192,105.00
General Purpose Computers (2124)	\$1,225,177.00	\$89,055.00	\$0.00	\$0.00	\$1,314,232.00
Total Land and Support Assets	\$6,339,499.00	\$467,081.00	\$30,088.00	\$0.00	\$6,776,492.00
Central Office - Switching					
Non-Digital Switching (2211)					

12900 Thacker-Grigsby Telephone Company, Inc. 01/01/2008 - 12/31/2008

Balance Sheet Accounts - Sched III Page 2-4 (Ref Page: 2)

	Beg Bal (c)	Additions (d)	Retirements (e)	Transfer (f)	End Bal (g)
Digital Electronic Switching (2212)	\$7,835,206.00	\$306,114.00	\$0.00	\$0.00	\$8,141,320.00
Total Central Office - Switching	\$7,835,206.00	\$306,114.00	\$0.00	\$0.00	\$8,141,320.00
Total Operator Systems (2220)					
Central Office - Transmission					
Radio Systems (2231)					
Circuit Equipment (2232)	\$863,504.00	\$23,836.00	\$0.00	\$0.00	\$887,340.00
Total Central Office Transmission	\$863,504.00	\$23,836.00	\$0.00	\$0.00	\$887,340.00
Information Origination Termination					
Station Apparatus (2311)					
Customer Premise Wire (2321)					
Large PBX (2341)					
Public Telephone Terminal Equipment (2351)					
Other Terminal Equipment (2362)					
Total Information Origin Termination					
Cable and Wire Facilities Assets					
Poles (2411)	\$2,429,473.00	\$60,733.00	\$11,397.00	\$0.00	\$2,478,809.00
Aerial Cable (2421)	\$6,824,225.00	\$666,644.00	\$1,952.00	\$0.00	\$7,488,917.00
Underground Cable (2422)	\$33,908.00	\$0.00	\$0.00	\$0.00	\$33,908.00
Buried Cable (2423)	\$80,657.00	\$0.00	\$0.00	\$0.00	\$80,657.00
Submarine and Deep Sea Cable (2424)					
Intrabuilding Network Cable (2426)	\$2,719.00	\$0.00	\$0.00	\$0.00	\$2,719.00

12900 Thacker-Grigsby Telephone Company, Inc. 01/01/2008 - 12/31/2008

Balance Sheet Accounts - Sched III Page 2-4 (Ref Page: 2)

	Beg Bal (c)	Additions (d)	Retirements (e)	Transfer (f)	End Bal (g)
Aerial Wire (2431)	\$1,000,094.00	\$68,811.00	\$9,404.00	\$0.00	\$1,059,501.00
Conduit Systems (2441)	\$14,381.00	\$0.00	\$0.00	\$0.00	\$14,381.00
Total Cable and Wire Facilities Assets	\$10,385,457.00	\$796,188.00	\$22,753.00	\$0.00	\$11,158,892.00
Amortizable Assets					
Amortizable Tangible Assets (2680)					
Capital Leases (2681)					
Leasonhold Improvements (2682)					
Total Amortizable Assets					
Intangibles (2690)	\$4,153.00	\$0.00	\$0.00	\$0.00	\$4,153.00
Total Tele. Plant in Service 2001	\$25,427,819.00	\$1,593,219.00	\$52,841.00	\$0.00	\$26,968,197.00

12900 Thacker-Grigsby Telephone Company, Inc. 01/01/2008 - 12/31/2008

Balance Sheet Accounts - Sched III Page 5a (Ref Page: 4)

	Amount
Depreciation and Amortization	
Accumulated Depreciation (3100)	\$17,592,674.00
Accumulated Depreciations - Held for Future Telecom. Use (3200)	
Accumulated Depreciation - Nonoperating (3300)	
Accumulated Amortization - Capitalized Leases (3410)	
Total Depreciation and Amortization	\$17,592,674.00
Net Telephone Plant	\$11,046,631.00
Total Assets	\$49,098,960.00

12900 Thacker-Grigsby Telephone Company, Inc. 01/01/2008 - 12/31/2008

Balance Sheet Accounts - Sched III Pages 5-6 (Ref Page: 5)

	Amount
Current Liabilities	
Current Accounts and Notes Payable (4000)	\$271,769.00
Customer`s Deposits (4040)	\$196,683.00
Income Taxes - Accrued (4070)	
Other Taxes - Accrued (4080)	\$809.00
Net Current Deferred Operating Income Taxes (4100)	
Net Current Deferred Nonoperating Income Taxes (4110)	
Other Current Liabilities (4130)	\$440,537.00
Total Current Liabilities	\$909,798.00
Long Term Debt and Funded Debt (4200)	\$4,752,707.00
Other Liabilities and Deferred Credits	
Other Long Term Liabilities and Deferred Credits (4300)	
Unamortized Operating Investment Tax Credits - Net (4320)	
Unamortized Nonoperating Investment Tax Credits - Net (4330)	
Net Noncurrent Deferred Operating Income Taxes (4340)	\$749,500.00
Net Deferred Tax Liability Adjustments (4341)	
Net Noncurrent Deferred Nonoperating Income Taxes (4350)	
Deferred Tax Regulatory Liability (4361)	
Other Jurisdictional Liabilities/Deferred Credits - Net (4370)	
Total Other Liabilities and Deferred Credits	\$749,500.00
Capital Stock (4510)	\$269,800.00
Additional Paid-In Capital (4520)	
Treasury Stock (4530)	(\$1,800.00)
Other Capital (4540)	(\$574,842.00)
Retained Earnings (4550)	\$42,993,797.00
Total Stockholders` Equity	\$42,686,955.00
Total Liabilities and Stockholder`s Equity	\$49,098,960.00

12900 Thacker-Grigsby Telephone Company, Inc. 01/01/2008 - 12/31/2008

Balance Sheet Accts - Retained Earnings Sched III pg 5 (Ref Page: 6)

	Amount
Retained Earnings (Beg of Yr)	\$39,598,267.00
Net Income	\$3,605,275.00
Dividends Declared	(\$209,745.00)
Capital Credit Rotations	
Miscellaneous Debits*	
Miscellaneous Credits*	
Retained Earnings (End of Year)	\$42,993,797.00
* Explain any individual item over \$10,000	

12900 Thacker-Grigsby Telephone Company, Inc. 01/01/2008 - 12/31/2008

Income Statement Accounts - Sched VI pg 1 (Ref Page: 1)

	Amount (c)
Local Network Service	
Basic Area Revenue (5001)	\$1,243,008.00
Private Line Revenue (5040)	
Other Basic Area Revenue (5060)	
Total Local Network Service Revenues	\$1,243,008.00
Network Access Service Revenues	
End User Revenue (5081)	\$610,200.00
Switched Access Revenue (5182)	\$4,105,264.00
Special Access Revenue (5083)	\$1,690,272.00
Total Network Access Revenue	\$6,405,736.00
Long Distance Message Revenue (5100)	
Miscellaneous Revenue (5200)	\$475,990.00
Directory Revenue (5230)	\$94,641.00
Non-Regulated Operating Revenue (5280)	\$0.00
Uncollectible Revenue (5300)	\$12,000.00
TOTAL OPERATING REVENUE	\$8,207,375.00

12900 Thacker-Grigsby Telephone Company, Inc. 01/01/2008 - 12/31/2008
Income Statement - Operating Exp - Plant Specific - Sched VI pg 2 (Ref Page: 2)

	Total (c)
Plant Specific Operation Expense	
Motor Vehicle Expense (6112)	\$11,113.00
Aircraft Expense (6113)	
Tools and Other Work Equipment Expense (6114)	
Total Network Support Expenses	\$11,113.00
Land and Building Expense (6121)	\$231,978.00
Furniture and Artworks Expense (6122)	\$137.00
Office Equipment Expense (6123)	\$2,063.00
General Purpose Computers Expense (6124)	\$35,047.00
Total Support Expense	\$269,225.00
Non-Digital Switching Expense (6211)	
Digital Electronic Expense (6212)	\$345,971.00
Total Central Off. Switch. Exp	\$345,971.00
Operator System Expense (6220)	
Radio System Expense (6231)	\$9,184.00
Circuit Equipment Expense (6232)	\$22,017.00
Total Central Off. Trans. Exp.	\$31,201.00
Station Apparatus Expense (6311)	
Large PBX Expense (6341)	
Public Tele. Terminal Equipment (6351)	
Other Terminal Equipment Expense (6362)	
Total Info. Org. Term. Equip	
Poles Expense (6411)	\$57,637.00
Aerial Cable Expense (6421)	\$158,263.00
Underground Cable Expense (6422)	
Buried Cable Expense (6423)	
Submarine and Deep Sea Cable (6424)	

12900 Thacker-Grigsby Telephone Company, Inc. 01/01/2008 - 12/31/2008

Income Statement - Operating Exp - Plant Specific - Sched VI pg 2 (Ref Page: 2)

	Total (c)
Intrabuilding Network Cable Expense (6426)	
Aerial Wire Expense (6431)	\$206,174.00
Conduit Systems Expense (6441)	
Total Cable and Wire Expense	\$422,074.00
Total Plant Spc. Expense	\$1,079,584.00

12900 Thacker-Grigsby Telephone Company, Inc. 01/01/2008 - 12/31/2008

Income Statement - Operating Exp - Plant NonSpecific - Sched VI pg 3 (Ref Page: 3)

	Total (c)
Plant NonSpecific Operating Expense	
Plant held for future Telephone use (6511)	
Provisioning Expense (6512)	
Total other PPE Expense	
Power Expense (6531)	\$103,091.00
Network Administration Expense (6532)	\$8,732.00
Testing Expense (6533)	\$77,526.00
Plant Operations Administration Expense (6534)	
Engineering Expense (6535)	(\$1,190.00)
Total Network Ops Expense	\$188,159.00
Access Expense (6540)	\$160,865.00
Depreciation Expense - Telecomm Plant in Service (6561)	\$1,222,809.00
Depreciation Expense - Property Held for Future Telecom Use (6562)	
Amortization - Tangible (6563)	
Amortization - Intangible (6564)	
Amortization - Other	
Total Depreciation and Amortization Epx	\$1,222,809.00
Total Plant NonSpecific Expense	\$1,571,833.00
Customer Operations Expense	
Product Management and Sales (6611)	
Product Advertising (6613)	\$33,680.00
Total Marketing Expense	\$33,680.00
Call Completion Services (6621)	\$9,118.00
Number Services (6622)	\$41,808.00
Customer Services (6623)	\$516,130.00
Total Services Expense	\$567,056.00
General and Administrative (6720)	\$1,310,275.00

12900 Thacker-Grigsby Telephone Company, Inc. 01/01/2008 - 12/31/2008

Income Statement - Operating Exp - Plant NonSpecific - Sched VI pg 3 (Ref Page: 3)

	Total (c)
Provision for Uncollectible Notes Receivable (6790)	
Total Corp. Oper. Expense	\$1,310,275.00
Net Operating Revenue	\$3,644,947.00

12900 Thacker-Grigsby Telephone Company, Inc. 01/01/2008 - 12/31/2008

Income Statement - Operating Exp - Sched VI pg 4 (Ref Page: 7)

	Amount
Other Operating Income and Expense (7100)	
Operating Taxes	
Operating Investment Tax Credits Net (7210)	
Operating Federal Income Taxes (7220)	\$1,469,051.00
Operating State and Local Income Taxes (7230)	\$223,495.00
Operating Other Taxes (7240)	\$147,366.00
Provision for Deferred Operating Income Tax - Net (7250)	(\$109,700.00)
Total Operating Taxes	\$1,730,212.00
Nonoperating Income and Expense (7300)	\$1,970,916.00
Nonoperating Taxes (7400)	
Interest and Related Items (7500)	\$221,153.00
Extraordinary Items (7600)	
Jurisdictional Differences and NonRegulated Income	
Income Effect of Jurisdictional Differences - Net (7910)	
Nonregulated Net Income (7990)	(\$59,223.00)
Net Income	\$3,605,275.00

12900 Thacker-Grigsby Telephone Company, Inc. 01/01/2009 - 12/31/2009

Balance Sheet Accounts - Sched III Page 1 (Ref Page: 1)

	Amount (c)
Current Assets	
Cash and Equivalents (1120)	\$4,758,245.00
Receivables (1170)	\$914,771.00
Allowance for Doubtful Accounts (1171)	(\$139,839.00)
Inventories (1220)	\$746,020.00
Prepayments (1280)	
Other Current Assets (1350)	
Non-Regulated Investments (1406)	\$325,401.00
Other Noncurrent Assets (1410)	\$35,673,886.00
Deferred Maintenance and Retirements (1438)	
Other Jurisdictional Assets - Net (1500)	
Total Current Assets	\$42,278,484.00

12900 Thacker-Grigsby Telephone Company, Inc. 01/01/2009 - 12/31/2009

Balance Sheet Accounts - Sched III Page 2-4 (Ref Page: 2)

	Beg Bal (c)	Additions (d)	Retirements (e)	Transfer (f)	End Bal (g)
Telephone Plant					
Telephone Plant in Service (2001)	\$26,968,197.00	\$924,075.00	\$90,319.00	\$0.00	\$27,801,953.00
Property Held for Future Telephone Use (2002)					
Tele. Plant Under Construct. - Short Term (2003)	\$1,671,108.00	\$2,638,899.00	\$0.00	\$0.00	\$4,310,007.00
Tele. Plant Under Construct. - Long Term (2004)					
Telephone Plant Adjustment (2005)					
Nonoperating Plant (2006)					
Goodwill (2007)					
Total Telephone Plant	\$28,639,305.00	\$3,562,974.00	\$90,319.00	\$0.00	\$32,111,960.00
Land and Support Assets					
Land (2111)	\$353,616.00	\$87,118.00	\$0.00	\$0.00	\$440,734.00
Motor Vehicles (2112)	\$1,371,829.00	\$35,740.00	\$44,114.00	\$0.00	\$1,363,455.00
Aircraft (2113)					
Tools and Other Work Equipment (2114)	\$494,563.00	\$12,724.00	\$0.00	\$0.00	\$507,287.00
Buildings (2121)	\$2,769,671.00	\$27,215.00	\$0.00	\$0.00	\$2,796,886.00
Furniture (2122)	\$280,476.00	\$0.00	\$0.00	\$0.00	\$280,476.00
Office Equipment (2123)	\$192,105.00	\$4,627.00	\$0.00	\$0.00	\$196,732.00
General Purpose Computers (2124)	\$1,314,232.00	\$67,856.00	\$0.00	\$0.00	\$1,382,088.00
Total Land and Support Assets	\$6,776,492.00	\$235,280.00	\$44,114.00	\$0.00	\$6,967,658.00
Central Office - Switching					
Non-Digital Switching (2211)					

12900 Thacker-Grigsby Telephone Company, Inc. 01/01/2009 - 12/31/2009

Balance Sheet Accounts - Sched III Page 2-4 (Ref Page: 2)

	Beg Bal (c)	Additions (d)	Retirements (e)	Transfer (f)	End Bal (g)
Digital Electronic Switching (2212)	\$8,141,320.00	\$106,571.00	\$0.00	\$0.00	\$8,247,891.00
Total Central Office - Switching	\$8,141,320.00	\$106,571.00	\$0.00	\$0.00	\$8,247,891.00
Total Operator Systems (2220)					
Central Office - Transmission					
Radio Systems (2231)					
Circuit Equipment (2232)	\$887,340.00	\$45,843.00	\$0.00	\$0.00	\$933,183.00
Total Central Office Transmission	\$887,340.00	\$45,843.00	\$0.00	\$0.00	\$933,183.00
Information Origination Termination					
Station Apparatus (2311)					
Customer Premise Wire (2321)					
Large PBX (2341)					
Public Telephone Terminal Equipment (2351)					
Other Terminal Equipment (2362)					
Total Information Origin Termination					
Cable and Wire Facilities Assets					
Poles (2411)	\$2,478,809.00	\$74,481.00	\$13,623.00	\$0.00	\$2,539,667.00
Aerial Cable (2421)	\$7,488,917.00	\$391,478.00	\$24,006.00	\$0.00	\$7,856,389.00
Underground Cable (2422)	\$33,908.00	\$0.00	\$0.00	\$0.00	\$33,908.00
Buried Cable (2423)	\$80,657.00	\$0.00	\$0.00	\$0.00	\$80,657.00
Submarine and Deep Sea Cable (2424)					
Intrabuilding Network Cable (2426)	\$2,719.00	\$0.00	\$0.00	\$0.00	\$2,719.00

12900 Thacker-Grigsby Telephone Company, Inc. 01/01/2009 - 12/31/2009

Balance Sheet Accounts - Sched III Page 2-4 (Ref Page: 2)

	Beg Bal (c)	Additions (d)	Retirements (e)	Transfer (f)	End Bal (g)
Aerial Wire (2431)	\$1,059,501.00	\$70,422.00	\$8,576.00	\$0.00	\$1,121,347.00
Conduit Systems (2441)	\$14,381.00	\$0.00	\$0.00	\$0.00	\$14,381.00
Total Cable and Wire Facilities Assets	\$11,158,892.00	\$536,381.00	\$46,205.00	\$0.00	\$11,649,068.00
Amortizable Assets					
Amortizable Tangible Assets (2680)					
Capital Leases (2681)					
Leasonhold Improvements (2682)					
Total Amortizable Assets					
Intangibles (2690)	\$4,153.00	\$0.00	\$0.00	\$0.00	\$4,153.00
Total Tele. Plant in Service 2001	\$26,968,197.00	\$924,075.00	\$90,319.00	\$0.00	\$27,801,953.00

12900 Thacker-Grigsby Telephone Company, Inc. 01/01/2009 - 12/31/2009

Balance Sheet Accounts - Sched III Page 5a (Ref Page: 4)

	Amount
Depreciation and Amortization	
Accumulated Depreciation (3100)	\$18,803,349.00
Accumulated Depreciations - Held for Future Telecom. Use (3200)	
Accumulated Depreciation - Nonoperating (3300)	
Accumulated Amortization - Capitalized Leases (3410)	
Total Depreciation and Amortization	\$18,803,349.00
Net Telephone Plant	\$13,308,611.00
Total Assets	\$55,587,095.00

12900 Thacker-Grigsby Telephone Company, Inc. 01/01/2009 - 12/31/2009

Balance Sheet Accounts - Sched III Pages 5-6 (Ref Page: 5)

	Amount
Current Liabilities	
Current Accounts and Notes Payable (4000)	\$233,781.00
Customer`s Deposits (4040)	\$189,078.00
Income Taxes - Accrued (4070)	
Other Taxes - Accrued (4080)	\$89,776.00
Net Current Deferred Operating Income Taxes (4100)	
Net Current Deferred Nonoperating Income Taxes (4110)	
Other Current Liabilities (4130)	\$525,938.00
Total Current Liabilities	\$1,038,573.00
Long Term Debt and Funded Debt (4200)	\$7,062,850.00
Other Liabilities and Deferred Credits	
Other Long Term Liabilities and Deferred Credits (4300)	
Unamortized Operating Investment Tax Credits - Net (4320)	
Unamortized Nonoperating Investment Tax Credits - Net (4330)	
Net Noncurrent Deferred Operating Income Taxes (4340)	\$992,500.00
Net Deferred Tax Liability Adjustments (4341)	
Net Noncurrent Deferred Nonoperating Income Taxes (4350)	
Deferred Tax Regulatory Liability (4361)	
Other Jurisdictional Liabilities/Deferred Credits - Net (4370)	
Total Other Liabilities and Deferred Credits	\$992,500.00
Capital Stock (4510)	\$269,800.00
Additional Paid-In Capital (4520)	
Treasury Stock (4530)	(\$1,800.00)
Other Capital (4540)	\$151,926.00
Retained Earnings (4550)	\$46,073,246.00
Total Stockholders` Equity	\$46,493,172.00
Total Liabilities and Stockholder`s Equity	\$55,587,095.00

12900 Thacker-Grigsby Telephone Company, Inc. 01/01/2009 - 12/31/2009

Balance Sheet Accts - Retained Earnings Sched III pg 5 (Ref Page: 6)

	Amount
Retained Earnings (Beg of Yr)	\$42,993,797.00
Net Income	\$3,291,299.00
Dividends Declared	(\$211,850.00)
Capital Credit Rotations	
Miscellaneous Debits*	
Miscellaneous Credits*	
Retained Earnings (End of Year)	\$46,073,246.00
* Explain any individual item over \$10,000	

12900 Thacker-Grigsby Telephone Company, Inc. 01/01/2009 - 12/31/2009

Income Statement Accounts - Sched VI pg 1 (Ref Page: 1)

	Amount (c)
Local Network Service	
Basic Area Revenue (5001)	\$1,217,989.00
Private Line Revenue (5040)	
Other Basic Area Revenue (5060)	
Total Local Network Service Revenues	\$1,217,989.00
Network Access Service Revenues	
End User Revenue (5081)	\$590,188.00
Switched Access Revenue (5182)	\$3,707,902.00
Special Access Revenue (5083)	\$1,606,697.00
Total Network Access Revenue	\$5,904,787.00
Long Distance Message Revenue (5100)	
Miscellaneous Revenue (5200)	\$627,605.00
Directory Revenue (5230)	\$96,662.00
Non-Regulated Operating Revenue (5280)	
Uncollectible Revenue (5300)	\$12,000.00
TOTAL OPERATING REVENUE	\$7,835,043.00

12900 Thacker-Grigsby Telephone Company, Inc. 01/01/2009 - 12/31/2009
Income Statement - Operating Exp - Plant Specific - Sched VI pg 2 (Ref Page: 2)

	Total (c)
Plant Specific Operation Expense	
Motor Vehicle Expense (6112)	\$8,869.00
Aircraft Expense (6113)	
Tools and Other Work Equipment Expense (6114)	
Total Network Support Expenses	\$8,869.00
Land and Building Expense (6121)	\$221,854.00
Furniture and Artworks Expense (6122)	
Office Equipment Expense (6123)	\$973.00
General Purpose Computers Expense (6124)	\$44,282.00
Total Support Expense	\$267,109.00
Non-Digital Switching Expense (6211)	
Digital Electronic Expense (6212)	\$215,481.00
Total Central Off. Switch. Exp	\$215,481.00
Operator System Expense (6220)	
Radio System Expense (6231)	\$7,898.00
Circuit Equipment Expense (6232)	\$17,980.00
Total Central Off. Trans. Exp.	\$25,878.00
Station Apparatus Expense (6311)	
Large PBX Expense (6341)	
Public Tele. Terminal Equipment (6351)	
Other Terminal Equipment Expense (6362)	
Total Info. Org. Term. Equip	
Poles Expense (6411)	\$117,228.00
Aerial Cable Expense (6421)	\$369,810.00
Underground Cable Expense (6422)	
Buried Cable Expense (6423)	
Submarine and Deep Sea Cable (6424)	

12900 Thacker-Grigsby Telephone Company, Inc. 01/01/2009 - 12/31/2009

Income Statement - Operating Exp - Plant Specific - Sched VI pg 2 (Ref Page: 2)

	Total (c)
Intrabuilding Network Cable Expense (6426)	
Aerial Wire Expense (6431)	\$201,846.00
Conduit Systems Expense (6441)	
Total Cable and Wire Expense	\$688,884.00
Total Plant Spc. Expense	\$1,206,221.00

12900 Thacker-Grigsby Telephone Company, Inc. 01/01/2009 - 12/31/2009
Income Statement - Operating Exp - Plant NonSpecific - Sched VI pg 3 (Ref Page: 3)

	Total (c)
Plant NonSpecific Operating Expense	
Plant held for future Telephone use (6511)	
Provisioning Expense (6512)	
Total other PPE Expense	
Power Expense (6531)	\$96,820.00
Network Administration Expense (6532)	\$11,567.00
Testing Expense (6533)	\$84,866.00
Plant Operations Administration Expense (6534)	
Engineering Expense (6535)	\$35,719.00
Total Network Ops Expense	\$228,972.00
Access Expense (6540)	\$139,829.00
Depreciation Expense - Telecomm Plant in Service (6561)	\$1,290,509.00
Depreciation Expense - Property Held for Future Telecom Use (6562)	
Amortization - Tangible (6563)	
Amortization - Intangible (6564)	
Amortization - Other	\$660.00
Total Depreciation and Amortization Epx	\$1,291,169.00
Total Plant NonSpecific Expense	\$1,659,970.00
Customer Operations Expense	
Product Management and Sales (6611)	
Product Advertising (6613)	\$33,286.00
Total Marketing Expense	\$33,286.00
Call Completion Services (6621)	\$8,270.00
Number Services (6622)	\$19,122.00
Customer Services (6623)	\$450,488.00
Total Services Expense	\$477,880.00
General and Administrative (6720)	\$1,233,919.00

12900 Thacker-Grigsby Telephone Company, Inc. 01/01/2009 - 12/31/2009

Income Statement - Operating Exp - Plant NonSpecific - Sched VI pg 3 (Ref Page: 3)

	Total (c)
Provision for Uncollectible Notes Receivable (6790)	
Total Corp. Oper. Expense	\$1,233,919.00
Net Operating Revenue	\$3,223,767.00

12900 Thacker-Grigsby Telephone Company, Inc. 01/01/2009 - 12/31/2009

Income Statement - Operating Exp - Sched VI pg 4 (Ref Page: 7)

	Amount
Other Operating Income and Expense (7100)	
Operating Taxes	
Operating Investment Tax Credits Net (7210)	
Operating Federal Income Taxes (7220)	\$1,840,525.00
Operating State and Local Income Taxes (7230)	\$209,695.00
Operating Other Taxes (7240)	\$294,918.00
Provision for Deferred Operating Income Tax - Net (7250)	(\$243,000.00)
Total Operating Taxes	\$2,102,138.00
Nonoperating Income and Expense (7300)	\$2,453,119.00
Nonoperating Taxes (7400)	
Interest and Related Items (7500)	\$288,649.00
Extraordinary Items (7600)	
Jurisdictional Differences and NonRegulated Income	
Income Effect of Jurisdictional Differences - Net (7910)	
Nonregulated Net Income (7990)	\$5,200.00
Net Income	\$3,291,299.00

12900 Thacker-Grigsby Telephone Company, Inc. 01/01/2010 - 12/31/2010

Balance Sheet Accounts - Sched III Page 1 (Ref Page: 1)

	Amount (c)
Current Assets	
Cash and Equivalents (1120)	\$3,575,553.00
Receivables (1170)	\$1,093,681.00
Allowance for Doubtful Accounts (1171)	(\$103,215.00)
Inventories (1220)	\$720,275.00
Prepayments (1280)	\$31,719.00
Other Current Assets (1350)	
Non-Regulated Investments (1406)	\$479,379.00
Other Noncurrent Assets (1410)	\$37,919,004.00
Deferred Maintenance and Retirements (1438)	
Other Jurisdictional Assets - Net (1500)	
Total Current Assets	\$43,716,396.00

12900 Thacker-Grigsby Telephone Company, Inc. 01/01/2010 - 12/31/2010

Balance Sheet Accounts - Sched III Page 2-4 (Ref Page: 2)

	Beg Bal (c)	Additions (d)	Retirements (e)	Transfer (f)	End Bal (g)
Telephone Plant					
Telephone Plant in Service (2001)	\$27,801,953.00	\$5,704,059.00	\$42,088.00	\$0.00	\$33,463,924.00
Property Held for Future Telephone Use (2002)					
Tele. Plant Under Construct. - Short Term (2003)	\$4,310,007.00	(\$1,915,257.00)	\$0.00	\$0.00	\$2,394,750.00
Tele. Plant Under Construct. - Long Term (2004)					
Telephone Plant Adjustment (2005)					
Nonoperating Plant (2006)					
Goodwill (2007)					
Total Telephone Plant	\$32,111,960.00	\$3,788,802.00	\$42,088.00	\$0.00	\$35,858,674.00
Land and Support Assets					
Land (2111)	\$440,734.00	\$61,870.00	\$0.00	\$0.00	\$502,604.00
Motor Vehicles (2112)	\$1,363,455.00	\$158,787.00	\$15,045.00	\$0.00	\$1,507,197.00
Aircraft (2113)					
Tools and Other Work Equipment (2114)	\$507,287.00	\$32,164.00	\$0.00	\$0.00	\$539,451.00
Buildings (2121)	\$2,796,886.00	\$127,974.00	\$0.00	\$0.00	\$2,924,860.00
Furniture (2122)	\$280,476.00	\$3,135.00	\$0.00	\$0.00	\$283,611.00
Office Equipment (2123)	\$196,732.00	\$3,769.00	\$0.00	\$0.00	\$200,501.00
General Purpose Computers (2124)	\$1,382,088.00	\$117,122.00	\$0.00	\$0.00	\$1,499,210.00
Total Land and Support Assets	\$6,967,658.00	\$504,821.00	\$15,045.00	\$0.00	\$7,457,434.00
Central Office - Switching					
Non-Digital Switching (2211)					

12900 Thacker-Grigsby Telephone Company, Inc. 01/01/2010 - 12/31/2010

Balance Sheet Accounts - Sched III Page 2-4 (Ref Page: 2)

	Beg Bal (c)	Additions (d)	Retirements (e)	Transfer (f)	End Bal (g)
Digital Electronic Switching (2212)	\$8,247,891.00	\$87,487.00	\$0.00	\$0.00	\$8,335,378.00
Total Central Office - Switching	\$8,247,891.00	\$87,487.00	\$0.00	\$0.00	\$8,335,378.00
Total Operator Systems (2220)					
Central Office - Transmission					
Radio Systems (2231)					
Circuit Equipment (2232)	\$933,183.00	\$249,060.00	\$0.00	\$0.00	\$1,182,243.00
Total Central Office Transmission	\$933,183.00	\$249,060.00	\$0.00	\$0.00	\$1,182,243.00
Information Origination Termination					
Station Apparatus (2311)					
Customer Premise Wire (2321)					
Large PBX (2341)					
Public Telephone Terminal Equipment (2351)					
Other Terminal Equipment (2362)					
Total Information Origin Termination					
Cable and Wire Facilities Assets					
Poles (2411)	\$2,539,667.00	\$1,180,535.00	\$8,635.00	\$0.00	\$3,711,567.00
Aerial Cable (2421)	\$7,856,389.00	\$3,389,538.00	\$9,456.00	\$0.00	\$11,236,471.00
Underground Cable (2422)	\$33,908.00	\$21,975.00	\$0.00	\$0.00	\$55,883.00
Buried Cable (2423)	\$80,657.00	\$155.00	\$0.00	\$0.00	\$80,812.00
Submarine and Deep Sea Cable (2424)					
Intrabuilding Network Cable (2426)	\$2,719.00	\$0.00	\$0.00	\$0.00	\$2,719.00

12900 Thacker-Grigsby Telephone Company, Inc. 01/01/2010 - 12/31/2010

Balance Sheet Accounts - Sched III Page 2-4 (Ref Page: 2)

	Beg Bal (c)	Additions (d)	Retirements (e)	Transfer (f)	End Bal (g)
Aerial Wire (2431)	\$1,121,347.00	\$58,031.00	\$8,952.00	\$0.00	\$1,170,426.00
Conduit Systems (2441)	\$14,381.00	\$212,457.00	\$0.00	\$0.00	\$226,838.00
Total Cable and Wire Facilities Assets	\$11,649,068.00	\$4,862,691.00	\$27,043.00	\$0.00	\$16,484,716.00
Amortizable Assets					
Amortizable Tangible Assets (2680)					
Capital Leases (2681)					
Leasonhold Improvements (2682)					
Total Amortizable Assets					
Intangibles (2690)	\$4,153.00	\$0.00	\$0.00	\$0.00	\$4,153.00
Total Tele. Plant in Service 2001	\$27,801,953.00	\$5,704,059.00	\$42,088.00	\$0.00	\$33,463,924.00

12900 Thacker-Grigsby Telephone Company, Inc. 01/01/2010 - 12/31/2010

Balance Sheet Accounts - Sched III Page 5a (Ref Page: 4)

	Amount
Depreciation and Amortization	
Accumulated Depreciation (3100)	\$19,768,860.00
Accumulated Depreciations - Held for Future Telecom. Use (3200)	
Accumulated Depreciation - Nonoperating (3300)	
Accumulated Amortization - Capitalized Leases (3410)	
Total Depreciation and Amortization	\$19,768,860.00
Net Telephone Plant	\$16,089,814.00
Total Assets	\$59,806,210.00

12900 Thacker-Grigsby Telephone Company, Inc. 01/01/2010 - 12/31/2010

Balance Sheet Accounts - Sched III Pages 5-6 (Ref Page: 5)

	Amount
Current Liabilities	
Current Accounts and Notes Payable (4000)	\$205,189.00
Customer`s Deposits (4040)	\$184,622.00
Income Taxes - Accrued (4070)	
Other Taxes - Accrued (4080)	\$255.00
Net Current Deferred Operating Income Taxes (4100)	
Net Current Deferred Nonoperating Income Taxes (4110)	
Other Current Liabilities (4130)	\$255,696.00
Total Current Liabilities	\$645,762.00
Long Term Debt and Funded Debt (4200)	\$7,618,836.00
Other Liabilities and Deferred Credits	
Other Long Term Liabilities and Deferred Credits (4300)	
Unamortized Operating Investment Tax Credits - Net (4320)	
Unamortized Nonoperating Investment Tax Credits - Net (4330)	
Net Noncurrent Deferred Operating Income Taxes (4340)	\$853,000.00
Net Deferred Tax Liability Adjustments (4341)	
Net Noncurrent Deferred Nonoperating Income Taxes (4350)	
Deferred Tax Regulatory Liability (4361)	
Other Jurisdictional Liabilities/Deferred Credits - Net (4370)	
Total Other Liabilities and Deferred Credits	\$853,000.00
Capital Stock (4510)	\$269,800.00
Additional Paid-In Capital (4520)	
Treasury Stock (4530)	(\$1,800.00)
Other Capital (4540)	\$488,018.00
Retained Earnings (4550)	\$49,932,594.00
Total Stockholders` Equity	\$50,688,612.00
Total Liabilities and Stockholder`s Equity	\$59,806,210.00

12900 Thacker-Grigsby Telephone Company, Inc. 01/01/2010 - 12/31/2010

Balance Sheet Accts - Retained Earnings Sched III pg 5 (Ref Page: 6)

	Amount
Retained Earnings (Beg of Yr)	\$46,073,246.00
Net Income	\$4,071,198.00
Dividends Declared	(\$211,850.00)
Capital Credit Rotations	
Miscellaneous Debits*	
Miscellaneous Credits*	
Retained Earnings (End of Year)	\$49,932,594.00
* Explain any individual item over \$10,000	

12900 Thacker-Grigsby Telephone Company, Inc. 01/01/2010 - 12/31/2010

Income Statement Accounts - Sched VI pg 1 (Ref Page: 1)

	Amount (c)
Local Network Service	
Basic Area Revenue (5001)	\$1,186,064.00
Private Line Revenue (5040)	
Other Basic Area Revenue (5060)	
Total Local Network Service Revenues	\$1,186,064.00
Network Access Service Revenues	
End User Revenue (5081)	\$569,183.00
Switched Access Revenue (5182)	\$3,714,424.00
Special Access Revenue (5083)	\$1,549,900.00
Total Network Access Revenue	\$5,833,507.00
Long Distance Message Revenue (5100)	
Miscellaneous Revenue (5200)	\$568,080.00
Directory Revenue (5230)	\$96,358.00
Non-Regulated Operating Revenue (5280)	
Uncollectible Revenue (5300)	\$12,000.00
TOTAL OPERATING REVENUE	\$7,672,009.00

12900 Thacker-Grigsby Telephone Company, Inc. 01/01/2010 - 12/31/2010
Income Statement - Operating Exp - Plant Specific - Sched VI pg 2 (Ref Page: 2)

	Total (c)
Plant Specific Operation Expense	
Motor Vehicle Expense (6112)	\$9,676.00
Aircraft Expense (6113)	
Tools and Other Work Equipment Expense (6114)	
Total Network Support Expenses	\$9,676.00
Land and Building Expense (6121)	\$249,094.00
Furniture and Artworks Expense (6122)	
Office Equipment Expense (6123)	\$17.00
General Purpose Computers Expense (6124)	\$66,933.00
Total Support Expense	\$316,044.00
Non-Digital Switching Expense (6211)	
Digital Electronic Expense (6212)	\$418,443.00
Total Central Off. Switch. Exp	\$418,443.00
Operator System Expense (6220)	
Radio System Expense (6231)	\$7,013.00
Circuit Equipment Expense (6232)	\$18,867.00
Total Central Off. Trans. Exp.	\$25,880.00
Station Apparatus Expense (6311)	
Large PBX Expense (6341)	
Public Tele. Terminal Equipment (6351)	
Other Terminal Equipment Expense (6362)	
Total Info. Org. Term. Equip	
Poles Expense (6411)	\$68,279.00
Aerial Cable Expense (6421)	\$164,963.00
Underground Cable Expense (6422)	
Buried Cable Expense (6423)	
Submarine and Deep Sea Cable (6424)	

12900 Thacker-Grigsby Telephone Company, Inc. 01/01/2010 - 12/31/2010

Income Statement - Operating Exp - Plant Specific - Sched VI pg 2 (Ref Page: 2)

	Total (c)
Intrabuilding Network Cable Expense (6426)	
Aerial Wire Expense (6431)	\$250,168.00
Conduit Systems Expense (6441)	
Total Cable and Wire Expense	\$483,410.00
Total Plant Spc. Expense	\$1,253,453.00

12900 Thacker-Grigsby Telephone Company, Inc. 01/01/2010 - 12/31/2010
Income Statement - Operating Exp - Plant NonSpecific - Sched VI pg 3 (Ref Page: 3)

	Total (c)
Plant NonSpecific Operating Expense	
Plant held for future Telephone use (6511)	
Provisioning Expense (6512)	
Total other PPE Expense	
Power Expense (6531)	\$143,875.00
Network Administration Expense (6532)	\$4,620.00
Testing Expense (6533)	\$88,813.00
Plant Operations Administration Expense (6534)	
Engineering Expense (6535)	\$18,634.00
Total Network Ops Expense	\$255,942.00
Access Expense (6540)	\$204,486.00
Depreciation Expense - Telecomm Plant in Service (6561)	\$1,064,679.00
Depreciation Expense - Property Held for Future Telecom Use (6562)	
Amortization - Tangible (6563)	
Amortization - Intangible (6564)	
Amortization - Other	\$1,842.00
Total Depreciation and Amortization Epx	\$1,066,521.00
Total Plant NonSpecific Expense	\$1,526,949.00
Customer Operations Expense	
Product Management and Sales (6611)	
Product Advertising (6613)	\$40,796.00
Total Marketing Expense	\$40,796.00
Call Completion Services (6621)	\$9,368.00
Number Services (6622)	\$32,894.00
Customer Services (6623)	\$539,117.00
Total Services Expense	\$581,379.00
General and Administrative (6720)	\$1,072,058.00

12900 Thacker-Grigsby Telephone Company, Inc. 01/01/2010 - 12/31/2010

Income Statement - Operating Exp - Plant NonSpecific - Sched VI pg 3 (Ref Page: 3)

	Total (c)
Provision for Uncollectible Notes Receivable (6790)	
Total Corp. Oper. Expense	\$1,072,058.00
Net Operating Revenue	\$3,197,374.00

12900 Thacker-Grigsby Telephone Company, Inc. 01/01/2010 - 12/31/2010

Income Statement - Operating Exp - Sched VI pg 4 (Ref Page: 7)

	Amount
Other Operating Income and Expense (7100)	
Operating Taxes	
Operating Investment Tax Credits Net (7210)	
Operating Federal Income Taxes (7220)	\$1,406,342.00
Operating State and Local Income Taxes (7230)	\$360,507.00
Operating Other Taxes (7240)	\$341,803.00
Provision for Deferred Operating Income Tax - Net (7250)	(\$139,500.00)
Total Operating Taxes	\$1,969,152.00
Nonoperating Income and Expense (7300)	\$3,338,281.00
Nonoperating Taxes (7400)	
Interest and Related Items (7500)	\$328,619.00
Extraordinary Items (7600)	
Jurisdictional Differences and NonRegulated Income	
Income Effect of Jurisdictional Differences - Net (7910)	
Nonregulated Net Income (7990)	(\$166,686.00)
Net Income	\$4,071,198.00

TWTC/LEVEL3/PAETEC

REQUEST NO. 8: Provide the return on equity and return on rate base – total company and Kentucky intrastate only – for each year for the past five years.

OBJECTION: This request is overly broad, unduly burdensome, and is not reasonably calculated to lead to the discovery of admissible evidence. The phrase “return on equity and return on rate base – total company and Kentucky intrastate only” is vague and ambiguous. This information is not kept in the ordinary course of business, and it is not readily available to average schedule companies. The data sought is competitively sensitive and **HIGHLY CONFIDENTIAL**. Without waiving these objections, the RLECs respond as follows.

Respondent: Kimberly Jones, Accounting Supervisor, Thacker-Grigsby Telephone Company, Inc.

Response: Thacker-Grigsby is an Average Schedule company therefore rate base is not computed. Return on equity in 2006 is overstated due to return of RTB Stock.

Return on equity – total company:

2006	2
2007	1
2008	9
2009	7
2010	8

Return on rate base – total company:

2006	not applicable.
2007	not applicable.
2008	not applicable.
2009	not applicable.
2010	not applicable.

Return on equity – Kentucky intrastate:

2006	2
2007	1
2008	9
2009	7
2010	8

Return on rate base – Kentucky intrastate:

2006	notapplicable.
2007	notapplicable.
2008	notapplicable.
2009	notapplicable.
2010	notapplicable.

TWTC/LEVEL3/PAETEC

REQUESTNO.9: State the number of access lines subscribing to stand-alone basic local service (that is, without any additional optional features or services, includingDSL)atyearend,foreachofthepastfiveyears.

OBJECTION: This request is overly broad, unduly burdensome, and is not reasonably calculated to lead to the discovery of admissible evidence. The data sought is competitively sensitive and HIGHLY CONFIDENTIAL. Withoutwaivingtheseobjections,theRLECsrespondasfollows.

Respondent: **Kimberly Jones, Accounting Supervisor, Thacker-Gri gsbby Telephone Company, Inc.**

Response:	asofDecember31,2006	notapplicable.
	asofDecember31,2007	notapplicable.
	asofDecember31,2008	notapplicable.
	asofDecember31,2009	notapplicable.
	asofDecember31,2010	notapplicable.
	Current	notapplicable.

TWTC/LEVEL3/PAETEC

REQUEST NO.10: Does your company or an affiliate provide DSL? If the answer is yes, provide:

- a. The number of residential and business lines that subscribe to DSL service;
- b. The average monthly price for DSL for 2011; and
- c. If an affiliate provides DSL, how the ILEC company is compensated (including structure and level) for the use of the local loop to provide DSL.

OBJECTION: This request is overly broad and is not reasonably calculated to lead to the discovery of admissible evidence; DSL services are not directly at issue in this proceeding. The RLECs also object to the extent that this request seeks information regarding any affiliates that are not a party to this proceeding. The data sought is competitively sensitive and **HIGHLY CONFIDENTIAL**. Without waiving these objections, the RLECs respond as follows.

Respondent: **Kimberly Jones, Accounting Supervisor, Thacker-Griegsby Telephone Company, Inc.**

Response: Yes.

- a. Residential 1 [REDACTED]
- Business 1 [REDACTED]

b. \$ [REDACTED]

c. NECA Tariff F.C.C.No.5

TWTC/LEVEL3/PAETEC

REQUESTNO.11: What is the monthly recurring price (at year-end 2010) and number of units sold (during calendar year 2010) for each bundle or package that includes basic local service?

OBJECTION: This request is vague and ambiguous because “units” and “number of units sold” are not defined. The data sought is competitively sensitive and **HIGHLY CONFIDENTIAL**. Without waiving these objections, the RLECs respond as follows.

Respondent: **Kimberly Jones, Accounting Supervisor, Thacker-Gribsby Telephone Company, Inc.**

Response:

[bundle1]	\$ [REDACTED]	65 [REDACTED]
[bundle2]	\$ [REDACTED]	53 [REDACTED]
[bundle3]	\$ [REDACTED]	69 [REDACTED]
[bundle4]	\$ [REDACTED]	10 [REDACTED]
[bundle5]	\$ [REDACTED]	6 [REDACTED]

TWTC/LEVEL3/PAETEC

REQUESTNO.12: State the current level of basic local service and the corresponding interstate SLC, assuming no additional features are purchased by the customer.

OBJECTION: This request is overly broad and is not reasonably calculated to lead to the discovery of admissible evidence. The phrase “current level of basic local service” is vague and ambiguous. To the extent that this request seeks information regarding the RLECs’ interstate rates, such request is irrelevant to the subject of this proceeding. This request seeks publicly available information contained in Commission orders or tariffs filed with and approved by the Commission. This request further seeks publicly available information contained in tariffs filed with and approved by the FCC. Without waiving these objections, the RLECs respond as follows.

Respondent: **Kimberly Jones, Accounting Supervisor, Thacker-Griegsby Telephone Company, Inc.**

Response: **Residential and single-line business SLC: \$6.50**
Multi-line business SLC: \$9.20

TWTC/LEVEL3/PAETEC

REQUESTNO.13: Provide your average revenue per residential and switched access line for each of the past five years, including all revenues for optional retail services in the numerator. Identify all additional features and services for which revenues were collected in each year.

OBJECTION: This request is overly broad, unduly burdensome, and not reasonably calculated to lead to the discovery of admissible evidence. This request is vague and ambiguous because the meaning of “average revenue per residential and switched access line” is unclear; this type of data is not kept by the RLECs in the ordinary course of business and even if it were it would be HIGHLY CONFIDENTIAL. Without waiving these objections, the RLECs respond as follows.

Respondent: Kimberly Jones, Accounting Supervisor, Thacker-Griegsby Telephone Company, Inc.

Response: See objection above and see below.

**Automatic Call Back
Annoyance Call Bureau Reporting
Anonymous Call Rejection
Anonymous Call Rejection-Special
ALLFEATURE30
ALLFEATURE8
ATTENDANDDISPLAY
Automatic Recall
Automatic Recall SP
BUSYCALLFORWARDING
BUSYCALLFORWARDING
BOTHCALLFORWARDINGOPTIONSBUS
BOTHCALLFORWARDINGOPTIONSRES
Cancel Call Waiting
CALLINGFEATURES
CALLFORWARDING
CALLFORWARDING
CALLFORWARDINGNOANSWER
CALLFORWARDING&WAITING
OPTIONALCALLINGPLAN
900BLOCK
TOLLRESTRICTION
UNLISTEDNUMBER
CALLINGNAMEDELIVERY
CALLINGNAMEDELIVERY
Calling Number Delivery**

CallingNumberDel.Block
CallNumberDelBlockPer-line
CustomerOriginatedTrace
CALLWAIT/FORWARDSPEED30
CALLWAITINGONCND
CALLWAITINGONCNDSP
CALLWAITING
CALLWAITINGSP
CALLWAITING
CALLWAITING
CALLWAITING&SPEED30
CALLWAITING&SPEED8
CALLWAIT/FORWARD/SPEED8
NOPICK
DistinctiveRingng
HOLD
MUSICONHOLD1
MUSICONHOLD2
MusiconHold3
MusiconHold4
NONPUBLISHED
NONPUBLISHEDZERORATE
NUMBERBLOCKS20PERBLOCK
PICKUPS
PRIVACYFEATURES
REMOTEANSWERINGSERVICE
NEWPHONENUMBERRECORDING
RESTRICTTOLLS
RESTRICTTOLLSFREE
SelectiveCallAcceptance
SelectiveCallForwarding
SelectiveCallRejection
SPEEDCALL30
SPEEDCALL30
SPEEDCALL8
SPEEDCALL8
800BLOCK
TG800PININSTALLATIONCHARGE
TG800ADDITIONALPININSTALLCHG
ONLINETRACE
VOICEMAIL
VOICEMAILSP
VOICEMAILUNTILEASE
EXTRALISTINGS
3-WAYCALLING
3-WAYCALLING

3-WAYCALLING
900TollRestrict
976TollRestrict

TWTC/LEVEL3/PAETEC

REQUESTNO.14: With respect to the access revenue shift estimate and number s you filed with the Commission on or about April 15, 2011, provide all workpapers for each such estimate or number, including spreadsheets, calculations , and input data.

OBJECTION: This request seeks the production of documents and information that is subject to the attorney-client privilege and attorney work product doctrine. This request is overly broad, unduly burdensome, and is not reasonably calculated to lead to the discovery of admissible evidence. The data sought is competitively sensitive and HIGHLY CONFIDENTIAL. Without waiving these objections, the RLECs respond as follows.

Respondent: **Kimberly Jones, Accounting Supervisor, Thacker-Gri gsby Telephone Company, Inc.**

Response: **See the objection above and the attached documentation.**

National Exchange Carrier Association
Wire Center Report - Effective

03/28/2011

Effective
From Thru

Locality CLLI Office Type Host Switch LRN WCV WCH ASEC Residing Lata NPAINXX Range Leasing Company/Locality

270/437 0-9999 [REDACTED] AA AB BA BC
DA DD GC GD
GH GL GN HB
HD IC ID II
RC RD SA SH
SM SP SQ TJ [REDACTED] Serving Company Serving Locality/State 07020 03008 0421 464 07/01/2004

270/492 0-9999
731/498 0-9999 [REDACTED] AA AB BA BC
DA DD GC GD
GH GL GM GN
HB HD IC ID
II RC RD SA
SH SM SP SQ
TJ [REDACTED] Serving Company Serving Locality/State 07072 02986 0421 464 07/01/2004

270/489 0-9999 [REDACTED] AA AB BA BC
DA DD GC GD
GH GL GN HB
HD IC ID II
RC RD SA SH
SM SP SQ TJ [REDACTED] Serving Company Serving Locality/State 07040 03017 0421 464 07/01/2004

270/674 0-9999 [REDACTED] AA AB BA BC
DA DD GC GD
GH GL GN HB
HD IC ID II
RC RD SA SH
SM SP SQ TJ [REDACTED] Serving Company Serving Locality/State 07034 03094 0421 464 07/01/2004

270/435 0-9999 [REDACTED] AA AB BA BC
DA DD GC GD
GH GL GN HB
HD IC ID II
RC RD SA SH
SM SP SQ TJ [REDACTED] Serving Company Serving Locality/State 07063 03013 0421 464 07/01/2004

270/435 0-9999 [REDACTED] AA AB BA BC
DA DD GC GD
GH GL GN HB
HD IC ID II
RC RD SA SH
SM SP SQ TJ [REDACTED] Serving Company Serving Locality/State 07063 03013 0421 464 07/01/2004

270/435 0-9999 [REDACTED] AA AB BA BC
DA DD GC GD
GH GL GN HB
HD IC ID II
RC RD SA SH
SM SP SQ TJ [REDACTED] Serving Company Serving Locality/State 07063 03013 0421 464 07/01/2004

270/435 0-9999 [REDACTED] AA AB BA BC
DA DD GC GD
GH GL GN HB
HD IC ID II
RC RD SA SH
SM SP SQ TJ [REDACTED] Serving Company Serving Locality/State 07063 03013 0421 464 07/01/2004

270/435 0-9999 [REDACTED] AA AB BA BC
DA DD GC GD
GH GL GN HB
HD IC ID II
RC RD SA SH
SM SP SQ TJ [REDACTED] Serving Company Serving Locality/State 07063 03013 0421 464 07/01/2004

270/435 0-9999 [REDACTED] AA AB BA BC
DA DD GC GD
GH GL GN HB
HD IC ID II
RC RD SA SH
SM SP SQ TJ [REDACTED] Serving Company Serving Locality/State 07063 03013 0421 464 07/01/2004

270/435 0-9999 [REDACTED] AA AB BA BC
DA DD GC GD
GH GL GN HB
HD IC ID II
RC RD SA SH
SM SP SQ TJ [REDACTED] Serving Company Serving Locality/State 07063 03013 0421 464 07/01/2004

National Exchange Carrier Association
Wire Center Report - Effective

03/28/2011

Locality

CLLI

Host Switch

LRN

WCV

WCH

ASEC Residing Lata

Effective
From Thru

NPA/NXX Range Leasing Company/Locality

Office Type

Serving Company
LATA

Presence

Serving Locality/State
NPA/NXX Range State Locality

Tandem

270/382 0-9999

AA AB BA BC
DA DD GC GD
GH GL GN HN
HD IC ID II
RC RD SA SH
SM SP SQ TJ

07080 03030 0421 464 06/01/2005

270/436 0-9999

AA AB BA BC
DA DD GC GD
GH GL GN HN
HD IC ID II
RC RD SA SH
SM SP SQ TJ

07038 02968 0421 464 07/01/2004

270/328 0-9999

AA AB BA BC
DA DD GC GD
GH GL GN HN
HD IC ID II
RC RD SA SM
SP SQ TJ

07067 03043 0421 464 07/01/2004

270/658 0-9999

AA AB BA BC
DA DD GC GD
GH GL GM GN
HD IC ID II
RC RD SA SH
SM SP SQ TJ

07034 03059 0421 464 06/01/2005

270/376 0-9999

AA AB BA BC
DA DD GC GD
GH GL GN HB
HD IC ID II
RC RD SA SH
SM SP SQ TJ

07077 03065 0421 464 07/01/2004

Search Criteria:

ASEC = 0421, ASEC Name = 0421

Bob Ragsdale

From: Dave Crawford [dave@highlandtel.net]
Sent: Wednesday, April 06, 2011 4:45 PM
To: Bob Ragsdale
Subject: Re: Access Template
Attachments: HTC KY Price Out.xls

Importance: High

HTC input

NTSR
Rate [redacted] per line
Lines = [redacted]
Requirement per month = [redacted]
Requirement annually = [redacted]

TIC - 4 → 2
LS - 5 → 6

Exchanges

Remote Pine Knot PNKNKYXARS0 Host Oneida TN ONEDTNXADS1 12 miles
Remote Stearns STRNKYXARS0 Host Oneida TN ONEDTNXADS1 15 miles

Tandem Somerset SMRTKYXA02T (Windstream) Host-Tandem 41 miles @ 64%

Interstate Rate Bands

LS = 1 .011069
LT = 7 TSE
TST = 2 000237 001232 003117

Corrected TST TSE TS for STRNK SMART

David Crawford
Access Services Manager
Highland Telephone Cooperative
423 628-2750 x 280
dave@highlandtel.net

*NECA
LS*

----- Original Message -----

From: "Bob Ragsdale" <bragsdale@jsitel.com>
To: dave@highlandtel.net
Sent: Wednesday, April 6, 2011 12:58:01 PM
Subject: Access Template

1,161,253 *232,788* *928,465*
701,955

Dave,

Please give me a call when you receive the attached.

Bob Ragsdale

Manager - Regulatory Affairs

ACCESS SERVICE

17. Rates and Charges (Cont'd)17.6 Rate Tables17.6.1 Transport Interconnection Charge (TIC) and Local
Switching (LS) Rate Bands

<u>Company Name</u>	<u>State</u>	<u>Study Area Number</u>	<u>Rate Band</u>	
			<u>TIC</u>	<u>LS</u>
Ballard Rural Tel. Coop. Corp., Inc.	KY	260396	4	6
Brandenburg Telephone Company	KY	260398	1	5
Duo County Tel. Coop., Inc.	KY	260401	4	4
Foothills Rural Telephone Coop. Corp.	KY	260406	3	4
Gearheart Communications Company, Inc. dba Coalfields Telephone Co., Inc.	KY	260408	4	7
Highland Telephone Cooperative, Inc.	TN	290565	2	6
Logan Telephone Coop., Inc.	KY	260413	3	6
Mountain Rural Tel. Coop. Corp., Inc.	KY	260414	4	4
North Central Telephone Cooperative, Inc.	TN	290573	1	1
Peoples Rural Telephone Cooperative Corp.	KY	260415	4	5
South Central Rural Tel. Coop. Corp., Inc.	KY	260418	4	6
Thacker/Grigsby Telephone Company	KY	260419	4	5
West Kentucky Rural Telephone Cooperative	KY	260421	4	5

PUBLIC SERVICE COMMISSION
OF KENTUCKY
EFFECTIVE

NOV 01 1999

PURSUANT TO 807 KAR 5.011,
SECTION 9(1)BY: Stephan O. Bell
SECRETARY OF THE COMMISSION

 Issued: September 20, 1999 Effective: November 1, 1999
 By: W.W. Magruder, Executive Vice President

Wire Center Report - Effective

Effective

Locality CLLI Host Switch LRN WCV WCH ASEC Residing Lata From Thru

NPA/NXX Range Leasing Company/Locality Office Type Serving Company Presence Serving Locality/State NPA/NXX Range State Locality

Tandem

LA CENTER LACTKYXA02T 07/013 03144 0396 464 11/01/2004

BA D1 DA GB GR

Locality	CLLI	Host Switch	LRN	WCV	WCH	ASEC Residing Lata	From	Thru
27/0/224 2000-2999	[REDACTED]	AA BA DA GC	27/0/224 2000 2999 KY	BANDANA			07/013	03144
27/0/334 3000-3999	[REDACTED]	GD GR T3 TJ	27/0/334 3000 3999 KY	BARLOW			07/013	03144
27/0/335 3000-5999	[REDACTED]		27/0/876 7000 7999 KY	GAGE			07/013	03144
27/0/462 2000-4999	[REDACTED]		27/0/488 3000 3999 KY	HEATH			07/013	03144
27/0/462 8000-8999	[REDACTED]		27/0/488 2000 2999 KY	HEATH			07/013	03144
27/0/488 2000-2999	[REDACTED]		27/0/462 2000 4999 KY	KEVIL			07/013	03144
27/0/488 3000-3999	[REDACTED]		27/0/462 8000 8999 KY	KEVIL			07/013	03144
27/0/665 0-9999	[REDACTED]		27/0/335 3000 5999 KY	WICKLIFFE			07/013	03144
27/0/876 7000-7999	[REDACTED]							

Search Criteria:

ASEC = 0396, ASEC Name = [REDACTED], 0396

National Exchange Carrier Association
Wire Center Report - Effective

03/28/2011

Effective
From Thru

Locality	CLLI	Host Switch	LRN	WCV	WCH	ASEC Residing Lata	Effective From	Effective Thru
NPA/NXX Range	Leasing Company/Locality	Office Type	Serving LATA	Company Presence	Serving Locality/State	NPA/NXX Range State Locality		

RUSSELL SPRINGS			RSSPKYXA01T				06698	02545	0401	462	04/01/1997

270/343 0-9999											
270/378 0-9999											
270/379 0-9999											
270/430 0-9999											
270/433 0-9999											
270/858 0-9999											
270/866 0-9999											

Search Criteria:

ASEC = 0401, ASEC Name = [Redacted] 0401

Tandem

*Garland d/b/a
Carbfields*
CLLI

National Exchange Carrier Association
Wire Center Report - Effective

03/28/2011

Effective
From Thru

NPA/NXX Range Leasing Company/Locality Office Type Serving Company Presence Serving Locality/State NPA/NXX Range State Locality Tandem

BIG MUD BGMDKYXARS0 DA 06409 02224 0408 466 06/01/2005

[REDACTED] [REDACTED] 06409 02224 0408 466 08/01/2001

606/587 0-9999 AA BA DA DD HB HD RA RC RD RF RG RH SQ T3 T9 TK 06393 02228 0408 466 08/01/2001

HAROLD HRLDKYXE1GT D1 DA GB HB HD T3 T9 TK 06393 02228 0408 466 08/01/2001

[REDACTED] [REDACTED] 06393 02228 0408 466 08/01/2001

606/478 0-9999
606/479 0-9999 AA BA DA DD HB HD RA RC RD RF RG RH SQ T3 T9 TK
HURRICANE CREEK HURRKYXARS0 DA 06393 02228 0408 466 06/01/2005

IVEL IVELKYXARS0 DA 06393 02228 0408 466 06/01/2005

JACKS CREEK JKCRKYXARS0 DA 06433 02220 0408 466 03/01/2007

LITTLE MUD LTMDKYXARS0 DA 06393 02228 0408 466 06/01/2005

MARE CREEK MRCKRYXARS0 DA 06393 02228 0408 466 06/01/2005

National Exchange Carrier Association
Wire Center Report - Effective

03/28/2011

Effective
From Thru

Locality	CLLI	Office Type	Host Switch	LRN	WCV	WCH	ASEC Residing Lata	From	Thru
NPA/NXX Range	Leasing Company/Locality		LATA	Company Presence	Serving Locality/State	State Locality			
PRATER	PRATKYXARS0	DA			06393	02228	0408	466	06/01/2005
STANVILLE	STVLKYXARS0	DA			06393	02228	0408	466	03/01/2007
TOLER CREEK	TOCRKYXARS0	DA			06393	02228	0408	466	06/01/2005
WEEKSBURY	WEKSKYXARS0	DA			06433	02220	0408	466	03/01/2007
[REDACTED]	[REDACTED]				06433	02220	0408	466	08/01/2001

606/452 0-9999
AA BA DA DD
HB HD RA RC
RD RF RG RH
SQ T3 T9 TK

Search Criteria:
ASEC = 0408, ASEC Name = [REDACTED] -0408

National Exchange Carrier Association
Wire Center Report - Effective

03/28/2011

Locality CLLI Host Switch LRN WCV WCH ASEC Residing Lata Effective From Thru

NPANXX Range Leasing Company/Locality Office Type Serving Company Presence NPANXX Range State Locality Tandem

ADAIRVILLE AIVLKXEDSO 06919 02774 0413 464 11/01/2010

AUBURN AUBNKYXA1GT 06870 02773 0413 464 04/01/2002

270/539 0-9999
270/542 0-9999
270/557 0-9999
270/728 0-9999
270/755 0-9999
270/934 0-9999

AA BA DA GM
HB OE TJ TZ

06870 02773 0413 464 11/01/2010

DUNMOR DNMIRKYYXARS0 06854 02838 0413 464 11/01/2010

LEWISBURG LWBGKYYXLDSD0 06867 02822 0413 464 11/01/2010

LOGANSPO RT LGPTKYYXARS0 06797 02821 0413 464 11/01/2010

ROCHESTER ROCHKYYXARS0 06819 02836 0413 464 11/01/2010

Search Criteria:
ASEC = 0413, ASEC Name = 0413

Therpen / Grigsby

National Exchange Carrier Association
Wire Center Report - Effective

03/28/2011

Locality CLLI Host Switch LRN WCV WCH ASEC Residing Lata Effective From Thru

NPA/NXX Range Leasing Company/Locality

Office Type

Serving Company Presence

Serving Locality/State

Tandem

AMBURGEY AMBGKYYXARS0 DA 06481 02246 0419 466 05/01/2005

ARNOLD FORK ARNDKYYXARS0 DA 06440 02233 0419 466 05/01/2005

CANEY CANYKYYXARS0 DA 06450 02242 0419 466 05/01/2005

CARRIE CARRKYYXARS0 DA 06458 02259 0419 466 05/01/2005

CLEAR FORK CLFKKYYXARS0 DA 06458 02259 0419 466 05/01/2005

CODY CODYKYYXA00T GB 06481 02246 0419 466 04/01/2005

[REDACTED] [REDACTED] DA HC TJ 06481 02246 0419 466 04/01/2005

CORDIA CRDAKYYXARS0 DA 06458 02259 0419 466 05/01/2005

CUTOFF CTFKYYXARS0 DA 06471 02275 0419 466 05/01/2005

DECOY DECOKYYXARS0 DA 06458 02259 0419 466 05/01/2005

National Exchange Carrier Association
Wire Center Report - Effective

03/28/2011

Effective
From Thru

Locality	CLLI	Office Type	Host Switch	LRN	WCV	WCH	ASEC Residing Lata	From	Thru
NPANXX Range	Leasing Company/Locality		Serving LAT A	Company Presence	Serving Locality/State	NPANXX Range	State Locality	Tandem	
DEMA	DEMAKYYXARSO	DA			06440	02233	0419	466	05/01/2005
ELM ROCK	EMRKKYYXARSO	DA			06458	02259	0419	466	05/01/2005
[REDACTED]	[REDACTED]	DA HC T J			06471	02275	0419	466	10/01/2004
606/251 0-9999									
GARNER	GRNRKYYXARSO	DA			06458	02259	0419	466	05/01/2005
HANDSHOE	HDSHKYYXARSO				06458	02259	0419	466	05/01/2005
[REDACTED]	[REDACTED]	DA HC T3 T J			06458	02259	0419	466	10/01/2004
606/438 0-9999									
606/785 0-9999									
HINDMAN	HNMNKYYXARSO	DA			06458	02259	0419	466	05/01/2005
HOLLY BUSH	HLBUKYYXARSO	DA			06450	02242	0419	466	05/01/2005
IRISHMAN	IRSHKYYXARSO	DA			06481	02246	0419	466	05/01/2005
KELLY FORK	KLFKKYYXARSO	DA			06458	02259	0419	466	05/01/2005

National Exchange Carrier Association
Wire Center Report - Effective

03/28/2011

Locality

CLLI

Host Switch

LRN

WCV

WCH

ASEC Residing Lata

Effective
From Thru

NPA/NXX Range Leasing Company/Locality

Office Type

Serving Company
LATA Presence

Serving Locality/State
NPA/NXX Range State Locality

Tandem

RAVEN	RAVNKYXARS0	DA	06440	02233	0419	466	05/01/2005
RED FOX	RDFXKYXARS0	DA	06481	02246	0419	466	05/01/2005
REYNOLDS FORK	RYFKKYXARS0	DA	06458	02259	0419	466	05/01/2005
RITCHIE	RTCHKYXARS0	DA	06471	02275	0419	466	05/01/2005
SASSAFRAS	SASSKYXARS0	DA	06481	02246	0419	466	05/01/2005
SOFTSHELL	SFSHKYXARS0	DA	06458	02259	0419	466	05/01/2005
STARFIRE	STFRKYXARS0	DA	06471	02275	0419	466	05/01/2005
STEER FORK	STFKKYXARS0	DA	06458	02259	0419	466	05/01/2005
TALCUM	TALCKYXARS0	DA	06471	02275	0419	466	05/01/2005
[REDACTED]	[REDACTED]	[REDACTED]	06440	02233	0419	466	10/01/2004

606/447 0-9999

DA HC TJ

National Exchange Carrier Association
Wire Center Report - Effective

03/28/2011

Locality CLLI Host Switch LRN WCV WCH ASEC Residing Lata Effective From Thru

NPA/NXX Range Leasing Company/Locality Office Type Serving Company Presence Serving Locality/State NPA/NXX Range State Locality Tandem

VEST	VESTKYXARS0	DA	06458	02259	0419	466	05/01/2005
WHITE OAK	WHOKKYXARS0	DA	06437	02251	0419	466	05/01/2005
WOLFPEN	WFPNKYXARS0	DA	06481	02246	0419	466	05/01/2005

Search Criteria:

ASEC = 0419, ASEC Name = ██████████-0419

I.T.G. NTSR RATE DEVELOPMENT

PER MINUTE RATE METHOD

PSC KY NO. 2A ACCESS TARIFF SECTION 3.9.3(B)

2010

COMPANY: DUO COUNTY TELEPHONE COMPANY	AMOUNT
NTSR REVENUE REQUIREMENT:	
Line	
1 NTSR RATE PER ACCESS LINE PER MONTH	[REDACTED]
2 ACCESS LINES (AS OF 12/31/04)	[REDACTED]
3 MONTHLY NTSR REVENUE REQUIREMENT	[REDACTED]
4 ANNUAL NTSR REVENUE REQUIREMENT	[REDACTED]
TERMINATING RATED MOU:	
5 2009 TERMINATED RATED MOU PER TRUE-UP CALCULATION	[REDACTED]
6 GROWTH FACTOR	[REDACTED]
7 FORECASTED 2010 TERMINATED RATED MOU	[REDACTED]
NTSR RATE FOR CABS:	
8 2010 NTSR RATE PER TERMINATING RATED MOU	[REDACTED]

ACCESS CHARGES
 FOR 2010

CURRENT INTERSTATE RATE	INTRASTATE MOU * INTERSTATE RATES	REVENUE DIFFERENCE USING INTERSTATE RATE
[REDACTED] \$	[REDACTED] \$	[REDACTED] ✓
[REDACTED] \$	[REDACTED] \$	[REDACTED] ✓
[REDACTED] \$	[REDACTED] \$	[REDACTED] ✓
[REDACTED] \$	[REDACTED] \$	[REDACTED] ✓
[REDACTED] \$	[REDACTED] \$	[REDACTED] ✓
[REDACTED] \$	[REDACTED] \$	[REDACTED] ✓
[REDACTED] \$	[REDACTED] \$	[REDACTED] ✓
[REDACTED] \$	[REDACTED] \$	[REDACTED] ✓
[REDACTED] \$	[REDACTED] \$	[REDACTED] ✓
[REDACTED] \$	[REDACTED] \$	[REDACTED] ✓
[REDACTED] \$	[REDACTED] \$	[REDACTED] ✓
[REDACTED] \$	[REDACTED] \$	[REDACTED] ✓
[REDACTED] \$	[REDACTED] \$	[REDACTED] ✓
[REDACTED] \$	[REDACTED] \$	[REDACTED] ✓
[REDACTED] \$	[REDACTED] \$	[REDACTED] ✓

194,642
 1,533,168

**ESTIMATED ANNUAL INTRASTATE
USING INTERSTATE RATE**

RATE ELEMENT	2010 INTRASTATE MOU	CURRENT INTRASTATE RATE	INTRASTATE TOTAL BILLED AMOUNT
RESIDUAL INTERCONNECTION	[REDACTED]	[REDACTED]	\$ [REDACTED]
TANDEM SWITCHING	[REDACTED]	[REDACTED]	\$ [REDACTED]
800 DATA BASE QUERY PER MESSAGE	[REDACTED]	[REDACTED]	\$ [REDACTED] ✓
DA INFO SURCHARGE	[REDACTED]	[REDACTED]	\$ [REDACTED] ✓
DATABASE QUERY ANI PER MESSAGE	[REDACTED]	[REDACTED]	\$ [REDACTED] ✓
LOCAL SWITCHING	[REDACTED]	[REDACTED]	\$ [REDACTED] ✓
NTSR	N/A	N/A	\$ [REDACTED]
TOTAL	[REDACTED]	[REDACTED]	\$ [REDACTED]

386,090.85
307,051

960.15

9183
2603
5222.85

F24

=SUM(F8:F23)

	A	B	C	D	E	F	G
1	I.T.G. 2010 NTSR TRUE-UP CALCULATION						

2

3 **Company Name: Duo County Telephone**

Ln	Access Customer Name (a)	CIC (b)	Intrastate CCL Minutes of Use (BILLED AT TERM RATE)		Total NTSR MOU (e)	District (f)
			Originating (c)	Terminating (d)		
8	0 BELL SOUTH	0				
9	1 MCI	222				
10	2 ATT	288				
11	3 SPRINT	333				
12	4 QWEST	432				
13	5 GLOBAL	444				
14	6 ALLNET	6963				
15	7 ALLTEL	5253				
16	8 LEVEL 3	5158				
17	9 T MOBILE	365C				
18	10 BELLSOUTH MOBILITY	6214				
19	11 VERIZON WIRELESS	6500				
20	13 SPRINT NEXTEL	6664				
21	14					
22	15					
23	16					
24	TOTAL					

25

26 **NTSR Revenue Requirement Calculation:**

27 **EFFECTIVE PERIOD**

28 12/31/04 Access lines Reported to NECA

29 NTSR Monthly Rate per Access Line

30 Monthly NTSR Revenue Requirement

31 Effective Period

32 **Effective Period NTSR Revenue Reqmt.**

33

1/1/09-1

	A	B	C	D	E	F
1	I.T.G. NTSR RATE DEVELOPMENT					
2	PER MINUTE RATE METHOD					
3	PSC KY NO. 2A ACCESS TARIFF SECTION 3.9.3(B)					
4	2010					
5						
6	COMPANY: DUO COUNTY TELEPHONE COMPANY					AMOUNT
7						
8	NTS REVENUE REQUIREMENT:					
9	Line					
10	1	NTSR RATE PER ACCESS LINE PER MONTH				[REDACTED]
11						
12	2	ACCESS LINES (AS OF 12/31/04)				[REDACTED]
13						
14	3	MONTHLY NTS REVENUE REQUIREMENT				[REDACTED]
15						
16	4	ANNUAL NTS REVENUE REQUIREMENT				[REDACTED]
17						
18	TERMINATING RATED MOU:					
19						
20	5	2009 TERMINATED RATED MOU PER TRUE-UP CALCULATIO				[REDACTED]
21						
22	6	GROWTH FACTOR				[REDACTED]
23						
24	7	FORECASTED 2010 TERMINATED RATED MOU				[REDACTED]
25						
26	NTSR RATE FOR CABS:					
27						
28	8	2010 NTSR RATE PER TERMINATING RATED MOU				[REDACTED]
29						
30						

Daryl L. Hammond, Vice President/Chief Financial Officer
Duo County Telephone Cooperative
P O Box 80, 2150 North Main Street

ACCESS SERVICE

17. Rates and Charges (Cont'd)

17.2 Switched Access Service (Cont'd)

17.2.2 Local Transport

Premium Access

Entrance Facility, Per Termination

Tariff
 Section
Reference
 6.1.3(A) (1)

Monthly Rate												
Rate Band	Voice Grade 2-Wire		Voice Grade 4-Wire		High Capacity DS1		High Capacity DS3		Synchronous Optical Channel OC3	Synchronous Optical Channel OC12		
1	\$20.42	(R)	\$32.68	(R)	\$99.96	(R)	\$912.72	(R)	\$928.36	(R)	\$969.03	(R)
2	\$22.77		\$36.44		\$111.45		\$1,017.60		\$1,035.04		\$1,080.38	
3	\$27.39		\$43.83		\$134.07		\$1,224.11		\$1,245.08		\$1,299.62	
4	\$29.78		\$47.65		\$145.75		\$1,330.77		\$1,353.58		\$1,412.87	
5	\$30.49		\$48.78		\$149.21		\$1,362.33		\$1,385.68		\$1,446.38	
6	\$34.10		\$54.56		\$166.89		\$1,523.76		\$1,549.87		\$1,617.76	
7	\$47.64		\$76.23		\$233.16		\$2,128.88		\$2,165.36		\$2,260.21	
8	\$57.17	(R)	\$91.48	(R)	\$279.79	(R)	\$2,554.66	(R)	\$2,598.43	(R)	\$2,712.25	(R)
9	\$70.03	(I)	\$112.06	(I)	\$342.75	(I)	\$3,129.45	(I)	\$3,183.08	(I)	\$3,322.51	(I)
10	\$74.79	(I)	\$119.68	(I)	\$366.06	(I)	\$3,342.34	(I)	\$3,399.62	(I)	\$3,548.53	(I)

Tariff
 Section
Reference
 6.1.3(A) (2)

Direct Trunked Transport

Direct Trunked Facility, Per Mile

Monthly Rate												
Rate Band	Voice Grade 2-Wire		Voice Grade 4-Wire		High Capacity DS1		High Capacity DS3		Synchronous Optical Channel OC3	Synchronous Optical Channel OC12		
1	\$1.46	(R)	\$1.46	(R)	\$6.85	(R)	\$59.66	(R)	\$63.70	(R)	\$79.95	(R)
2	\$1.63		\$1.63		\$7.63		\$66.51		\$71.02		\$89.14	
3	\$1.96		\$1.96		\$9.18		\$80.01		\$85.43		\$107.23	
4	\$2.13		\$2.13		\$9.98		\$86.98		\$92.88		\$116.58	
5	\$2.18		\$2.18		\$10.22		\$89.05		\$95.08		\$119.34	
6	\$2.43		\$2.43		\$11.43		\$99.60		\$106.35		\$133.48	
7	\$3.40		\$3.40		\$15.97		\$139.15		\$148.58		\$186.49	
8	\$4.08	(R)	\$4.08	(R)	\$19.16	(R)	\$166.98	(R)	\$178.30	(R)	\$223.79	(R)
9	\$5.00	(I)	\$5.00	(I)	\$23.48	(I)	\$204.55	(I)	\$218.41	(I)	\$274.14	(I)
10	\$5.34	(I)	\$5.34	(I)	\$25.07	(I)	\$218.47	(I)	\$233.27	(I)	\$292.79	(I)

Refer to the Local Transport/Special Access Rate Band Table in Section 17.5.1, following, to view company specific rate band assignments.

Transmittal No. 1278

Issued: June 16, 2010

Effective: July 1, 2010

Director - Access Tariffs
 80 So. Jefferson Road, Whippany, NJ 07981

ACCESS SERVICE

17. Rates and Charges (Cont'd)

17.2 Switched Access Service (Cont'd)

17.2.2 Local Transport (Cont'd)

Premium Access (Cont'd)

Tariff
 Section
Reference
 6.1.3(A)(2)

Direct Trunked Transport (Cont'd)

Direct Trunked Termination, Per Termination

Monthly Rate

Rate Band	Voice Grade 2-Wire		Voice Grade 4-Wire		High Capacity DS1		High Capacity DS3		Synchronous Optical Channel OC3		Synchronous Optical Channel OC12	
1	\$14.62	(R)	\$14.62	(R)	\$35.53	(R)	\$228.18	(R)	\$236.98	(R)	\$515.98	(R)
2	\$16.30		\$16.30		\$39.62		\$254.40		\$264.21		\$575.27	
3	\$19.61		\$19.61		\$47.66		\$306.02		\$317.83		\$692.01	
4	\$21.32		\$21.32		\$51.81		\$332.69		\$345.53		\$752.31	
5	\$21.82		\$21.82		\$53.04		\$340.58		\$353.72		\$770.16	
6	\$24.41		\$24.41		\$59.32		\$380.93		\$395.64		\$861.42	
7	\$34.10		\$34.10		\$82.88		\$532.21		\$552.75		\$1,203.50	
8	\$40.92	(R)	\$40.92	(R)	\$99.46	(R)	\$638.65	(R)	\$663.30	(R)	\$1,444.20	(R)
9	\$50.13	(I)	\$50.13	(I)	\$121.83	(I)	\$782.35	(I)	\$812.54	(I)	\$1,769.15	(I)
10	\$53.54	(I)	\$53.54	(I)	\$130.12	(I)	\$835.57	(I)	\$867.82	(I)	\$1,889.50	(I)

Refer to the Local Transport/Special Access Rate Band Table in Section 17.5.1, following, to view company specific rate band assignments.

Transmittal No. 1278

Issued: June 16, 2010

Effective: July 1, 2010

Director - Access Tariffs
 80 So. Jefferson Road, Whippany, NJ 07981

ACCESS SERVICE

17. Rates and Charges (Cont'd)

17.2 Switched Access Service (Cont'd)

17.2.2 Local Transport (Cont'd)

Premium Access (Cont'd)

Tariff
 Section
Reference
 6.1.3 (A) (5)

Multiplexing, Per Arrangement

Rate Band	Monthly Rate			
	DS3 to DS1		DS1 to Voice	
1	\$207.66	(R)	\$80.17	(R)
2	\$231.52		\$89.39	
3	\$278.51		\$107.53	
4	\$302.78		\$116.89	
5	\$309.96		\$119.67	
6	\$346.68		\$133.85	
7	\$484.36		\$187.00	
8	\$581.23	(R)	\$224.40	(R)
9	\$712.01	(I)	\$274.89	(I)
10	\$760.45	(I)	\$293.59	(I)

Tariff
 Section
Reference
 6.1.3 (A) (7)

Customer Node, Per Node

Rate Band	Monthly Rate		
	OC3 155.52 Mbps	OC12 622.08 Mbps	Nonrecurring Charge All
1	\$215.57 (R)	\$622.76 (R)	\$640.00
2	\$240.34	\$694.32	\$640.00
3	\$289.11	\$835.22	\$640.00
4	\$314.30	\$908.00	\$640.00
5	\$321.76	\$929.53	\$640.00
6	\$359.88	\$1,039.67	\$640.00
7	\$502.80	\$1,452.55	\$640.00
8	\$603.36 (R)	\$1,743.06 (R)	\$640.00
9	\$739.12 (I)	\$2,135.25 (I)	\$640.00
10	\$789.40 (I)	\$2,280.50 (I)	\$640.00

Refer to the Local Transport/Special Access Rate Band Table in Section 17.5.1, following, to view company specific rate band assignments.

Transmittal No. 1278

Issued: June 16, 2010

Effective: July 1, 2010

Director - Access Tariffs
 80 So. Jefferson Road, Whippany, NJ 07981

ACCESS SERVICE

17. Rates and Charges (Cont'd)

17.2 Switched Access Service (Cont'd)

17.2.2 Local Transport (Cont'd)

Premium Access (Cont'd)

Tariff
 Section
 Reference
 6.1.3(A) (7)

Customer Premises Port, Per Port

<u>OC3 155.52 Mbps</u>	<u>Monthly Rate</u>		<u>Nonrecurring Charge</u>
Rate Band 1	\$66.03	(R)	None
Rate Band 2	\$73.61		None
Rate Band 3	\$88.55		None
Rate Band 4	\$96.27		None
Rate Band 5	\$98.55		None
Rate Band 6	\$110.23		None
Rate Band 7	\$154.00		None
Rate Band 8	\$184.80	(R)	None
Rate Band 9	\$226.38	(I)	None
Rate Band 10	\$241.78	(I)	None
<u>STS-1 51.84 Mbps</u>			
Rate Band 1	\$84.92	(R)	\$640.00
Rate Band 2	\$94.68		\$640.00
Rate Band 3	\$113.90		\$640.00
Rate Band 4	\$123.82		\$640.00
Rate Band 5	\$126.76		\$640.00
Rate Band 6	\$141.78		\$640.00
Rate Band 7	\$198.08		\$640.00
Rate Band 8	\$237.70	(R)	\$640.00
Rate Band 9	\$291.18	(I)	\$640.00
Rate Band 10	\$310.99	(I)	\$640.00
<u>DS3 44.736 Mbps</u>			
Rate Band 1	\$84.92	(R)	\$640.00
Rate Band 2	\$94.68		\$640.00
Rate Band 3	\$113.90		\$640.00
Rate Band 4	\$123.82		\$640.00
Rate Band 5	\$126.76		\$640.00
Rate Band 6	\$141.78		\$640.00
Rate Band 7	\$198.08		\$640.00
Rate Band 8	\$237.70	(R)	\$640.00
Rate Band 9	\$291.18	(I)	\$640.00
Rate Band 10	\$310.99	(I)	\$640.00

Refer to the Local Transport/Special Access Rate Band Table in Section 17.5.1, following, to view company specific rate band assignments.

Transmittal No. 1278

Issued: June 16, 2010

Effective: July 1, 2010

Director - Access Tariffs
 80 So. Jefferson Road, Whippany, NJ 07981

ACCESS SERVICE

17. Rates and Charges (Cont'd)

17.2 Switched Access Service (Cont'd)

17.2.2 Local Transport (Cont'd)

Premium Access (Cont'd)

Tariff
 Section
 Reference
 6.1.3(A) (7)

Customer Premises Port, Per Port (Cont'd)

<u>DS1 1.544 Mbps</u>	<u>Monthly Rate</u>	<u>Nonrecurring Charge</u>
Rate Band 1	\$21.77 (R)	\$640.00
Rate Band 2	\$24.27	\$640.00
Rate Band 3	\$29.20	\$640.00
Rate Band 4	\$31.74	\$640.00
Rate Band 5	\$32.50	\$640.00
Rate Band 6	\$36.35	\$640.00
Rate Band 7	\$50.78	\$640.00
Rate Band 8	\$60.94 (R)	\$640.00
Rate Band 9	\$74.65 (I)	\$640.00
Rate Band 10	\$79.72 (I)	\$640.00

Add/Drop Multiplexing Central Office Port, Per Port

6.1.3(A) (6)

Monthly Rate

<u>Rate Band</u>	<u>Monthly Rate</u>		
	<u>OC3 155.52 Mbps</u>	<u>DS3 44.736 Mbps</u>	<u>DS1 1.544 Mbps</u>
1	\$66.03 (R)	\$43.55 (R)	\$17.42 (R)
2	\$73.61	\$48.55	\$19.42
3	\$88.55	\$58.40	\$23.36
4	\$96.27	\$63.49	\$25.40
5	\$98.55	\$65.00	\$26.00
6	\$110.23	\$72.70	\$29.08
7	\$154.00	\$101.57	\$40.63
8	\$184.80 (R)	\$121.88 (R)	\$48.76 (R)
9	\$226.38 (I)	\$149.31 (I)	\$59.73 (I)
10	\$241.78 (I)	\$159.46 (I)	\$63.79 (I)

Refer to the Local Transport/Special Access Rate Band Table in Section 17.5.1, following, to view company specific rate band assignments.

Transmittal No. 1278

Issued: June 16, 2010

Effective: July 1, 2010

Director - Access Tariffs
 80 So. Jefferson Road, Whippany, NJ 07981

ACCESS SERVICE

17. Rates and Charges (Cont'd)

17.5 Rate Tables (Cont'd)

17.5.1 Multiline Business End User Common Line (MLB EUCL),
 Local Switching (LS), Local Transport/Special Access
 and Tandem Switched Transport (TST) Rate Bands (Cont'd)

Company Name	State	Study Area Number	MLB EUCL	Rate Band			
				LS	Local Transport/Special Access	TST	
Armstrong Tel. Co.	WV	200267	15	1	9	2	(C)
Armstrong Tel. Co. - NY	NY	150071	15	2	9	1	
Armstrong Tel. Co. - PA	PA	170189	15	7	9	2	
Armstrong Tel. Co. of West Virginia	WV	200256	15	2	6	1	(C)
Armstrong Telephone Company North	PA	170195	15	8	7	2	
Armstrong Telephone Company of MD	MD	180216	15	3	7	2	(C)
Arrowhead Communications Corporation	MN	361374	15	8	5	1	
Arthur Mutual Telephone Company	OH	300586	15	7	7	2	(C)
Arvig Tel. Co.	MN	361350	15	1	5	1	
Asotin Telephone Company	WA	522404	15	2	5	2	(C)
Asotin Telephone Company	OR	532404	15	1	10	2	(C)
Atkins Telephone Company, Inc.	IA	351101	15	8	7	2	
Atlantic Tel. Membership Corp.	NC	230468	15	N/A	N/A	N/A	
Atlas Telephone Company	OK	431966	15	8	9	2	(C)
Ayersville Telephone Company	OH	300588	15	6	9	2	(C)
Ayshire Farmers Mutual Telephone Company	IA	351105	15	8	7	2	(C)
Baca Valley Telephone Company	NM	492259	15	8	9	2	
Badger Telecom, Inc.	WI	330844	15	1	5	1	
Baldwin Nashville Telephone Company, Inc.	IA	351107	15	8	7	2	
Baldwin Telecom, Inc.	WI	330846	15	3	7	2	(C)
Baraga Telephone Company	MI	310673	15	4	7	2	
Barnardsville Telephone Company	NC	230469	15	1	4	1	(C)
Barnes City Coop. Telephone Company	IA	351108	15	8	9	2	
Barry County Telephone Company	MI	310676	15	3	7	2	(C)
Bascom Mutual Telephone Company	OH	300589	15	8	9	2	
Bay Springs Telephone Company, Inc.	MS	280446	15	3	9	2	
Bayland Telephone, LLC	WI	330925	15	6	7	2	
Bear Lake Communications	UT	503032	15	8	9	2	
Beaver Creek Coop. Tel. Co.	OR	532359	15	7	7	2	(C)
Beaver Creek Telephone Company							
d/b/a Timberline Telecom	WA	520581	15	8	10	2	
Beehive Telephone Company, Inc.	UT	502284	15	8	7	2	(C)
Beehive Telephone Co., Inc., Nevada	NV	552284	15	8	5	2	
Beggs Telephone Company	OK	431968	15	6	7	2	
BEK Communications Cooperative	ND	381604	15	5	9	2	(C)
Belmont Telephone Co.	WI	330847	15	8	7	2	
Ben Lomand Rural Telephone Cooperative, Inc.	TN	290553	15	1	7	2	
Benkelman Telephone Company, Inc.	NE	372455	15	8	7	2	

Transmittal No. 1278

Issued: June 16, 2010

Effective: July 1, 2010

Director - Access Tariffs
 80 So. Jefferson Road, Whippany, NJ 07981

ACCESS SERVICE

17. Rates and Charges (Cont'd)

17.5 Rate Tables (Cont'd)

17.5.1 Multiline Business End User Common Line (MLB EUCL),
 Local Switching (LS), Local Transport/Special Access
 and Tandem Switched Transport (TST) Rate Bands (Cont'd)

Company Name	State	Study Area Number	MLB EUCL	Rate Band			TST	
				LS	Local Transport/Special Access			
Dickeyville Telephone Corp.	WI	330875	15	6	7	2		(C)
Diller Telephone Co.	NE	371540	15	8	9	2		
Direct Communications Cedar Valley, LLC	UT	500758	15	8	4	2		(C)
Direct Communications Rockland, Inc.	ID	472232	15	8	10	2		
Dixon Telephone Company	IA	351150	15	8	9	2		
Dixville Telephone Company	NH	120042	15	8	9	2		
Dobson Tel. Co.	OK	431988	15	6	6	2		(C)
Doylestown Telephone Company	OH	300609	15	4	7	2		(C)
Drenthe Telephone Company	MI	310692	15	8	9	2		
Dubois Telephone Exchange, Inc.	WY	512291	15	8	9	2		(C)
Ducor Tel. Co.	CA	542313	15	8	9	2		
Dumont Telephone Company	IA	351152	15	8	7	2		
Dunbarton Telephone Company	NH	120043	15	6	7	2		(C)
Dunkerton Telephone Cooperative	IA	351153	15	8	7	2		
Dunkirk & Fredonia Telephone Company	NY	150091	15	7	8	2		(C)
Dunnell Telephone Company	MN	361381	15	8	9	2		(C)
[REDACTED]	[REDACTED]	[REDACTED]	[REDACTED]	[REDACTED]	[REDACTED]	[REDACTED]		(C)
E. Ritter Tel. Co.	AR	401722	15	5	7	2		
E.N.M.R. Tel. Cooperative, Inc.	TX	442262	11	1	5	2		
E.N.M.R. Tel. Cooperative, Inc.	NM	492262	15	3	7	2		(C)
Eagle Telephone System, Inc.	OR	532369	15	8	9	2		
Eagle Valley Telephone Company	MN	361383	15	7	5	2		(C)
East Buchanan Telephone Coop.	IA	351156	15	3	6	1		
East Otter Tail Telephone Company	MN	361385	15	2	7	2		
Eastcoast Telecom, Inc.	WI	330914	15	5	7	2		
Eastern Nebraska Tel. Co.	NE	371542	15	1	7	2		
Eastern Slope Rural Telephone Assn., Inc.	CO	462186	15	8	6	1		
Eastex Telephone Cooperative, Inc.	TX	442068	15	6	6	2		
Easton Telephone Company	MN	361384	15	8	6	1		
Eckles Telephone Company	MN	361386	15	8	4	2		(C)
Edwards Telephone Company, Inc.	NY	150092	15	2	6	1		
El Paso Telephone Company	IL	341004	15	1	3	2		(C)
Electra Telephone Company	TX	442069	15	8	7	2		
Elizabeth Telephone Company	LA	270430	15	8	9	1		
Elkhart Telephone Co., Inc.	KS	411764	15	8	9	2		
Ellensburg Telephone Company	WA	522412	15	1	1	2		
Ellerbe Telephone Company, Inc.	NC	230478	15	6	7	2		(C)

Transmittal No. 1278

Issued: June 16, 2010

Effective: July 1, 2010

Director - Access Tariffs
 80 So. Jefferson Road, Whippany, NJ 07981

ACCESS SERVICE

17. Rates and Charges (Cont'd)

17.5 Rate Tables (Cont'd)

17.5.1 Multiline Business End User Common Line (MLB EUCL),
 Local Switching (LS), Local Transport/Special Access
 and Tandem Switched Transport (TST) Rate Bands (Cont'd)

Company Name	State	Study Area Number	MLB EUCL	Rate Band		
				LS	Local Transport/Special Access	TST
Helix Telephone Company	OR	532376	15	8	9	2
Hemingford Cooperative Telephone Company	NE	371558	15	8	8	2 (C)
Henderson Co-Op Telephone Company	NE	371559	15	8	7	2 (C)
Henry County Telephone Company	IL	341029	15	8	7	2
Hershey Cooperative Telephone Company	NE	371561	15	8	7	1 (C)
Hiawatha Telephone Company	MI	310713	15	2	6	1 (C)
Hickory Telephone Company	PA	170171	15	8	7	2
Highland Telephone Company, Inc.	TN	290565	15	1	7	2
[REDACTED]	[REDACTED]	[REDACTED]	[REDACTED]	[REDACTED]	[REDACTED]	[REDACTED]
Hill Country Telephone Co-Operative, Inc.	TX	442086	15	6	9	2 (C)
Hills Telephone Company, Inc.	IA	351405	15	7	7	2 (C)
Hills Telephone Company, Inc.	MN	361405	15	8	9	2
Hills Telephone Company, Inc.	SD	391405	15	8	9	2
Hillsboro Telephone Company, Inc.	WI	330892	15	7	7	2 (C)
Hinton Tel. Co. of Hinton OK, Inc.	OK	431995	15	4	7	2
Hollis Telephone Company, Inc.	NH	123321	15	1	5	1
Holway Telephone Company	MO	421929	15	8	3	2 (C)
Home Tel. Co.	MN	361408	15	8	7	2
Home Tel. Co. Inc.	SC	240527	15	N/A	N/A	N/A
Home Tel. Co. of Pittsboro	IN	320777	15	4	7	2
Home Telephone Co.	IL	341032	15	8	8	2
Home Telephone Company	OR	532377	15	3	2	2 (C)
Home Telephone Company, Inc.	IN	320778	15	8	7	2
Home Telephone Company, Inc.	KS	411782	15	8	9	2 (C)
Hood Canal Telephone Co.	WA	522419	15	8	9	2 (C)
Hooper Tel. Co.	NE	371563	15	8	7	2
Hopi Telecommunications, Inc.	AZ	450815	15	8	9	2 (C)
Hopper Telecommunications Co., Inc.	AL	250300	15	8	7	1
Hornitos Tel. Co.	CA	542322	15	5	3	1 (C)
Horry Tel. Coop. Inc.	SC	240528	15	N/A	N/A	N/A
Hospers Telephone Exchange, Inc.	IA	351202	15	8	9	2 (C)
Hot Springs Telephone Company	MT	482241	15	4	9	2 (C)
Hubbard Cooperative Telephone Association	IA	351203	15	8	7	2
Humboldt Telephone Company	NV	553304	15	8	7	2
Humphrey's County Telephone Company	TN	290566	15	1	6	1

Transmittal No. 1278

Issued: June 16, 2010

Effective: July 1, 2010

Director - Access Tariffs
 80 So. Jefferson Road, Whippany, NJ 07981

ACCESS SERVICE

17. Rates and Charges (Cont'd)

17.5 Rate Tables (Cont'd)

17.5.1 Multiline Business End User Common Line (MLB EUCL),
 Local Switching (LS), Local Transport/Special Access
 and Tandem Switched Transport (TST) Rate Bands (Cont'd)

Company Name	State	Study Area Number	Rate Band				
			MLB EUCL	LS	Local Transport/Special Access	TST	
Lennon Telephone Company	MI	310708	15	1	6	1	(C)
Leonore Mutual Telephone Company	IL	341046	15	8	9	2	
X [REDACTED]	[REDACTED]	[REDACTED]	[REDACTED]	[REDACTED]	[REDACTED]	[REDACTED]	
X Lewis River Telephone Company, Inc.	WA	522427	15	1	7	1	(C)
[REDACTED]	[REDACTED]	[REDACTED]	[REDACTED]	[REDACTED]	[REDACTED]	[REDACTED]	(C)
Ligonier Telephone Company, Inc.	IN	320783	15	4	9	2	(C)
Lincoln County Telephone System, Inc.	NV	552351	15	8	9	2	
Lincoln Telephone Company, Inc.	MT	482244	15	8	9	2	(C)
Lincolnton Networks, Inc.	ME	100003	15	4	7	2	
Lipan Telephone Company	TX	442105	15	8	7	1	
Lismore Cooperative Telephone Company	MN	361419	15	8	10	1	
Little Miami Communications Corp.	OH	300613	15	2	8	1	
Livingston Telephone Company	TX	442107	15	N/A	N/A	N/A	(C)
Lockhart Tel. Co., Inc.	SC	240532	15	8	9	1	(C)
[REDACTED]	[REDACTED]	[REDACTED]	[REDACTED]	[REDACTED]	[REDACTED]	[REDACTED]	(C)
Lone Rock Cooperative Telephone Company	IA	351228	15	8	8	2	
Lonsdale Telephone Company	MN	361422	15	5	9	1	(C)
Loretel Systems, Inc.	MN	361443	15	3	7	2	
Loretto Telephone Company, Inc.	TN	290570	15	4	7	2	(C)
Lost Nation-Elwood Telephone Company	IA	351229	15	8	7	2	
Luck Telephone Company	WI	330902	15	4	7	2	(C)
Ludlow Telephone Company	VT	140058	15	3	3	2	
Lynnville Telephone Company	IA	351232	15	2	7	2	(C)
Mabel Cooperative Telephone Company	IA	351424	15	8	9	2	
Mabel Cooperative Telephone	MN	361424	15	8	8	2	(C)
Madison County Tel. Co., Inc.	AR	401709	15	3	8	1	(C)
Madison Telephone Company	IL	341049	15	8	9	2	
Madison Telephone, LLC	KS	411801	15	6	9	1	(C)
Magazine Telephone Company	AR	401710	15	8	7	2	
Mahanoy & Mahantango Telephone Company	PA	170183	15	1	8	1	(D)
Manawa Tel. Co., Inc.	WI	330905	15	6	7	2	

Transmittal No. 1278

Issued: June 16, 2010

Effective: July 1, 2010

Director - Access Tariffs
 80 So. Jefferson Road, Whippany, NJ 07981

ACCESS SERVICE

17. Rates and Charges (Cont'd)

17.5 Rate Tables (Cont'd)

17.5.1 Multiline Business End User Common Line (MLB EUCL),
 Local Switching (LS), Local Transport/Special Access
 and Tandem Switched Transport (TST) Rate Bands (Cont'd)

Company Name	State	Study Area Number	MLB EUCL	Rate Band			
				LS	Local Transport/Special Access	TST	
New Castle Tel. Co.	VA	193029	15	1	2	2	
New Florence Telephone Company, Inc.	MO	421927	15	8	5	1	(C)
New Hope Telephone Cooperative	VA	190239	15	8	7	2	
New Hope Telephone Cooperative	AL	250308	15	6	8	1	(C)
New Knoxville Telephone Company	OH	300639	15	8	9	2	
New Lisbon Telephone Company, Inc.	IN	320796	15	8	7	2	
New London Telephone Company	MO	421928	15	1	4	2	
New Paris Telephone, Inc.	IN	320797	15	1	7	2	(C)
New Ulm Telecom, Inc.	MN	361442	15	4	9	2	(C)
New Windsor Telephone Company	IL	341062	15	8	7	2	
Newport Telephone Company, Inc.	NY	150107	15	6	7	2	
Niagara Telephone Company	WI	330920	15	1	9	2	
Nicholville Telephone Company, Inc.	NY	150108	15	8	9	2	(C)
[REDACTED]	[REDACTED]	[REDACTED]	[REDACTED]	[REDACTED]	[REDACTED]	[REDACTED]	(C)
North Country Telephone Company	AR	613026	15	8	9	1	
North Dakota Telephone Co.	ND	381447	15	4	9	2	(C)
North English Cooperative Telephone Company	IA	351257	15	8	7	2	
North Penn Telephone Company	PA	170192	15	3	8	2	(C)
North State Telephone Company d/b/a North State Communications	NC	230491	15	2	7	2	
North-State Telephone Company	OR	532388	15	8	9	2	
North Texas Telephone Company	TX	442043	15	8	7	2	
Northeast Florida Telephone Company, Inc.	FL	210335	15	4	7	2	(C)
Northeast Iowa Telephone Company, Inc.	IA	351230	15	8	7	2	
Northeast Louisiana Telephone Company, Inc.	LA	270435	15	5	10	2	(C)
Northeast Missouri Rural Telephone Company	MO	421931	15	4	9	1	(C)

Transmittal No. 1278

Issued: June 16, 2010

Effective: July 1, 2010

Director - Access Tariffs
 80 So. Jefferson Road, Whippany, NJ 07981

ACCESS SERVICE

17. Rates and Charges (Cont'd)

17.5 Rate Tables (Cont'd)

17.5.1 Multiline Business End User Common Line (MLB EUCL),
 Local Switching (LS), Local Transport/Special Access
 and Tandem Switched Transport (TST) Rate Bands (Cont'd)

Company Name	State	Study Area Number	MLB EUCL	Rate Band			TST	
				LS	Local Transport/Special Access			
Peninsula Telephone Company	MI	310720	15	5	7	2	(C)	
Pennsylvania Tel. Co.	PA	170197	15	8	7	2		
Peoples Mutual Telephone Company, Inc.	VA	190244	15	2	3	1	(C)	
[REDACTED]	[REDACTED]	[REDACTED]	[REDACTED]	[REDACTED]	[REDACTED]	[REDACTED]	(C)	
Peoples Tel. Co., Inc.	IN	290576	15	1	8	1	(C)	
Peoples Telecommunications, LLC	KS	411814	15	8	7	1	(C)	
Peoples Telephone Company	IA	351273	15	8	9	2		
Peoples Telephone Company	MN	361453	15	3	7	1	(C)	
Peoples Telephone Company	OR	532391	15	8	8	1		
Peoples Telephone Company, Inc.	AL	250314	15	1	5	1		
Peoples Telephone Cooperative	TX	442130	15	4	2	1		
Perkinsville Telephone Company	VT	140062	9	1	10	1	(C)	
Perry-Spencer Rural Telephone Cooperative Inc. d/b/a PSC	IN	320807	15	6	8	1	(C)	
Phillips County Telephone Company	CO	462197	15	6	5	1	(C)	
Piedmont Rural Telephone Cooperative, Inc.	SC	240538	15	3	7	1	(C)	
Piedmont Telephone Membership Corporation	NC	230497	15	5	7	2		
Pierce Telephone Company	NE	371581	15	8	7	2		
Pigeon Telephone Company	MI	310721	15	8	7	2	(C)	
Pine Belt Telephone Company, Inc.	AL	250315	15	2	9	2		
Pine Drive Telephone Company	CO	462198	15	8	7	2		
Pine Island Telephone Company	MN	361454	15	1	9	1	(C)	
Pine Tel. Co.	OK	432017	15	8	10	2		
Pine Telephone System	OR	532392	15	1	10	2		
Pine Tree Tel. & Tel. Company	ME	100020	15	4	7	2	(C)	
Pineland Telephone Cooperative, Inc.	GA	220377	15	1	9	2		
Pineville Telephone Company	NC	230494	15	5	7	2	(C)	
Pinnacles Tel. Co.	CA	542346	15	8	9	2		
Pioneer Telephone Association, Inc.	KS	411817	15	6	9	2	(C)	
Pioneer Telephone Company	WA	522437	15	2	7	2		
Pioneer Telephone Cooperative	OR	532393	15	1	9	1		

Transmittal No. 1278

Issued: June 16, 2010

Effective: July 1, 2010

Director - Access Tariffs
 80 So. Jefferson Road, Whippany, NJ 07981

ACCESS SERVICE

17. Rates and Charges (Cont'd)

17.5 Rate Tables (Cont'd)

17.5.1 Multiline Business End User Common Line (MLB EUCL),
 Local Switching (LS), Local Transport/Special Access
 and Tandem Switched Transport (TST) Rate Bands (Cont'd)

<u>Company Name</u>	<u>State</u>	<u>Study Area Number</u>	<u>MLB EUCL</u>	<u>Rate Band</u>			
				<u>LS</u>	<u>Local Transport/Special Access</u>	<u>TST</u>	
Somerset Telephone Company, Inc.	WI	330951	15	3	7	2	(C)
South Arkansas Tel. Co., Inc.	AR	401702	15	6	7	2	
South Canaan Telephone Company	PA	170204	15	6	7	2	
South Central Communications, Inc.	IA	351888	15	2	7	1	
[REDACTED]	[REDACTED]	[REDACTED]	[REDACTED]	[REDACTED]	[REDACTED]	[REDACTED]	
South Central Telephone Association, Inc.	KS	411831	15	4	7	2	(C)
South Central Telephone Association, Inc.	OK	431831	15	8	5	2	
South Central Utah Tel. Assn., Inc.	UT	502286	15	2	7	1	
South Park Telephone Company	CO	462195	15	8	9	2	
South Plains Tel. Coop., Inc.	TX	442143	15	8	9	1	
South Slope Coop. Tel., Inc.	IA	351298	15	3	7	1	
Southeast Mississippi Telephone Co.	MS	283301	15	1	5	1	
Southeast Nebraska Communications, Inc.	NE	371591	15	8	9	1	(C)
Southeast Telephone Company of Wisconsin	WI	330952	15	1	7	1	
Southeastern Indiana Rural Telephone Cooperative, Inc.	IN	320819	15	5	3	2	(C)
Southern Kansas Telephone Co., Inc.	KS	411833	15	1	9	1	
Southern Montana Telephone Company	MT	482254	15	8	9	2	
Southwest Arkansas Telephone Cooperative, Inc.	AR	401724	15	3	7	2	(C)
Southwest Oklahoma Telephone Company	OK	432025	15	8	4	2	(C)
Southwest Telephone Exchange, Inc.	IA	351301	15	8	8	2	
Southwest Texas Telephone Company	TX	442135	15	5	7	2	(C)
Southwestern Telephone Company	AZ	452174	15	3	2	2	
Splitrock Properties, Inc.	SD	391657	15	4	7	2	(C)
Spring Grove Communications	MN	361485	15	8	7	2	
Spring Valley Telephone Company, Inc.	WI	330953	15	8	9	1	
Springport Telephone Company	MI	310728	15	3	6	1	(C)
Springville Coop. Tel. Assn., Inc.	IA	351302	15	8	7	2	
Spruce Knob Seneca Rocks Telephone Company	WV	200257	15	8	7	1	(C)
SRT Communications, Inc.	ND	383303	15	1	7	2	
St. John Telephone Company	WA	522442	15	6	5	2	(C)
St. Paul Cooperative Telephone Association	OR	532396	15	8	7	2	
St. Stephen Telephone Company	SC	240544	15	1	3	1	

Transmittal No. 1278

Issued: June 16, 2010

Effective: July 1, 2010

Director - Access Tariffs
 80 So. Jefferson Road, Whippany, NJ 07981

ACCESS SERVICE

17. Rates and Charges (Cont'd)

17.5 Rate Tables (Cont'd)

17.5.1 Multiline Business End User Common Line (MLB EUCL),
 Local Switching (LS), Local Transport/Special Access
 and Tandem Switched Transport (TST) Rate Bands (Cont'd)

Company Name	State	Study Area Number	MLB EUCL	Rate Band		
				LS	Local Transport/Special Access	TST
West Central Telephone Association	MN	361501	15	3	9	1
West Iowa Telephone Company d/b/a WestTel Systems	IA	351331	15	7	7	2 (C)
[REDACTED]	[REDACTED]	[REDACTED]	[REDACTED]	[REDACTED]	[REDACTED]	[REDACTED] (C)
West Kentucky Rural Telephone Cooperative Corporation, Inc.	TN	290598	15	8	7	2 (C)
West Liberty Telephone Company	IA	351332	15	8	7	1 (C)
West Penobscot Telephone & Telegraph Company	ME	100034	15	1	9	1
West Plains Telecommunications, Inc.	TX	442071	15	8	6	2 (C)
West Point Telephone Company, Inc.	IN	320837	15	8	7	2
West River Cooperative Telephone Company	SD	391689	15	1	9	2 (C)
West River Telecommunications Cooperative	ND	381637	15	1	7	2 (N)
West River Telecommunications Cooperative (Mobridge)	SD	391671	15	3	7	2 (C)
West Side Telephone Company	PA	170277	15	8	9	1
West Side Telephone Company	WV	200277	15	8	7	1 (C)
West Tennessee Tel. Co., Inc.	TN	290583	15	3	9	1
West Texas Rural Tel. Coop., Inc.	TX	442166	15	8	8	2 (C)
West Wisconsin Telcom Coop., Inc.	WI	330971	15	4	5	2 (C)
Western Iowa Telephone Association	IA	351334	15	8	7	2 (C)
Western New Mexico Telephone Company, Inc.	NM	492268	15	2	9	2 (C)
Western Telephone Company	MN	361502	15	5	7	2
Western Telephone Company	SD	391688	15	8	9	2 (C)
Western Wahkiakum County Telephone Company	WA	522451	15	8	7	2 (C)
Westgate Communications LLC d/b/a WeavTel	WA	520580	15	6	9	2 (C)
Westphalia Telephone Company	MI	310735	15	8	7	2
Westside Independent Telephone Company	IA	351335	15	8	9	2
Wheat State Telephone Company	KS	411847	15	8	4	2
Whidbey Telephone Company	WA	522452	15	4	9	1 (C)
Wiggins Telephone Association	CO	462209	15	2	9	1
Wikstrom Telephone Company, Inc.	MN	361505	15	5	9	2 (C)
Wilderness Valley Telephone Company, Inc.	MN	361348	15	8	9	2
Wilkes Telephone & Electric Company, Inc.	GA	220394	15	4	7	2 (C)
Wilkes Telephone Membership Corp.	NC	230510	15	2	9	1 (C)
Willard Telephone Company	CO	462210	15	8	9	2

Transmittal No. 1278

Issued: June 16, 2010

Effective: July 1, 2010

Director - Access Tariffs
 80 o. Jefferson Road, Whippany, NJ 07981

Bromdenburg

National Exchange Carrier Association
Wire Center Report - Effective

03/28/2011

Locality

CLLI

Host Switch

LRN

WCV

WCH

ASEC Residing Lata

Effective From Thru

NPA/NXX Range Leasing Company/Locality

Office Type

Serving Locality/State
LATA

Company Presence

Serving Locality/State
NPA/NXX Range State Locality

Tandem

270/497 0-9999

AA DA DD GM
HD RC RD T9
TK ZZ

06607 02834 0398 462 06/01/2005

BERRYTOWN

BETOKYXARS0
DA

06629 02759 0398 462 06/01/2005

BIG SPRINGS

BGSPKYXARS0
DA

06623 02791 0398 462 06/01/2005

270/422 0-9999

AA DA DD GM
HD RC RD T9
TK ZZ

06610 02808 0398 462 06/01/2005

BUSINESS OFFICE

BUOFKYXARS0
DA

06610 02808 0398 462 06/01/2005

CONSTANTINE

CONSKYXARS0
DA

06666 02794 0398 462 06/01/2005

270/536 0-9999

AA DA DD GM
HD RC RD T9
TK ZZ

06666 02794 0398 462 06/01/2005

DECKER SCHOOL RD

DESCKYXARS0
DA

06629 02759 0398 462 06/01/2005

DOE VALLEY

DOVLKYXARS0
DA

06610 02808 0398 462 06/01/2005

FLAT

FLATKYXARS0
DA

06623 02791 0398 462 06/01/2005

National Exchange Carrier Association
Wire Center Report - Effective

03/28/2011

Effective

Locality CCLI Host Switch LRN WCV WCH ASEC Residing Lata From Thru

NPA/NXX Range Leasing Company/Locality Office Type Serving Company Presence NPA/NXX Range State Locality Tandem

HENSLEY HENSKYXARS0 DA 06641 02813 0398 462 06/01/2005

HOG WALLOW HOWAKYXARS0 DA 06623 02791 0398 462 06/01/2005

IHDT IHDTKYXARS0 DA 06641 02813 0398 462 06/01/2005

270/547 0-9999
270/668 0-9999
270/853 0-9999
AA DA DD GM
HD RC RD T9
TK
06641 02813 0398 462 06/01/2005

MIDWAY MIDWKYXARS0 DA 06610 02808 0398 462 06/01/2005

NORTH NRTHKYXARS0 DA 06621 02757 0398 462 06/01/2005

270/828 0-9999
AA DA DD GM
HD RC RD T9
TK
06623 02791 0398 462 06/01/2005

270/496 0-9999
AA DA DD GM
HD RC RD T9
TK
06627 02832 0398 462 06/01/2005

RADCLIFF RDCLKYXA1GT D1 DA GB 06621 02757 0398 462 09/01/1993

National Exchange Carrier Association
Wire Center Report - Effective

03/28/2011

Locality

CLLI

Host Switch

LRN

WCV

WCH

ASEC Residing Lata

Effective From Thru

NPAINXX Range Leasing Company/Locality Office Type Serving Company Serving Locality/State NPAINXX Range State Locality Tandem

270/219 0-9999
270/272 0-9999
270/351 0-9999
270/352 0-9999

AA DA DD HB
HD RC RD SJ
T3 T9 TK ZZ

06621 02757 0398 462 08/01/2005

RHODELLA

RHODKYYXARS0
DA

06627 02832 0398 462 06/01/2005

ROCK HAVEN

RKHVKYYXARS0
DA

06623 02791 0398 462 06/01/2005

SOUTH

SOTHKYYXARS0
DA

06621 02757 0398 462 06/01/2005

UNION STAR

UNSTKYYXARS0
DA

06641 02813 0398 462 06/01/2005

270/877 0-9999

AA DA DD GM
HD RC RD T9
TK

06629 02759 0398 462 06/01/2005

WEST

WESTKYYXARS0
DA

06621 02757 0398 462 06/01/2005

Search Criteria:
ASEC = 0398, ASEC Name = [REDACTED] 0398

National Exchange Carrier Association
Wire Center Report - Effective

03/28/2011

Effective

From Thru

Locality	CLLI	Office Type	Host Switch	LRN	WCV	WCH	ASEC Residing Lata	Effective	
NPA/NXX Range	Leasing Company/Locality		LATA	Company Presence	Serving Locality/State	Serving Locality	Tandem		
[REDACTED]	[REDACTED]	AA DA DD GM HD TJ			06319	02314	0406	466	01/01/2005
606/652 0-9999									
[REDACTED]	[REDACTED]	AA DA DD GM HD TJ			06305	02286	0406	466	01/01/2005
606/673 0-9999									
[REDACTED]	[REDACTED]	AA DA DD GM HD TJ			06277	02307	0406	466	01/01/2005
606/686 0-9999									
[REDACTED]	[REDACTED]	AA DA DD GM HD TJ			06345	02310	0406	466	01/01/2005
606/265 0-9999									
[REDACTED]	[REDACTED]	AA DA DD GM HD TJ			06401	02303	0406	466	01/01/2005
606/884 0-9999									
[REDACTED]	[REDACTED]	AA DA DD GM HD TJ			06390	02318	0406	466	01/01/2005
606/349 0-9999									
[REDACTED]	[REDACTED]	AA DA DD GM HD TJ			06358	02294	0406	466	04/01/2003
606/228 0-9999									
606/297 0-9999									
STAFFORDSVILLE	SFVCLKY0101T	BA DA DD GB GC HD T3 TJ			06358	02294	0406	466	01/01/2005

Search Criteria:

ASEC = 0406, ASEC Name = [REDACTED]-0406

Highland

National Exchange Carrier Association
Wire Center Report - Effective

03/28/2011

Effective
From Thru

Locality	CLLI	Office Type	Host Switch	Serving LATA	Company Presence	Serving Locality/State	WCV	WCH	ASEC Residing Lata	From	Thru
NPAINXX Range Leasing Company/Locality											
NPAINXX Range State Locality											
Tandem											
ANGEL FALLS		ANGEKYYXARS0	DA	06710	02416	4002	466			07/01/2005	
BETHEL		BETHKYYXARS0	DA	06716	02404	4002	466			07/01/2005	
BEULAH HEIGHTS		BEULKYYXARS0	DA	06710	02416	4002	466			07/01/2005	
BLUE HERON		BHERKYYXARS0	DA	06710	02416	4002	466			07/01/2005	
DAY RIDGE		DAYRKYYXARS0	DA	06710	02416	4002	466			07/01/2005	
EAST APPLE TREE		EAPPKYYXARS0	DA	06710	02416	4002	466			07/01/2005	
FEDERAL PRISON		FDPRKYYXARS0	DA	06716	02404	4002	466			07/01/2005	
HAYES CREEK		HAYCKYYXARS0	DA	06716	02404	4002	466			07/01/2005	
HICKENBOTTOM		HICKKYYXARS0	DA	06710	02416	4002	466			07/01/2005	
HIGHLAND STEARNS OFFICE		HIGHKYYXARS0	DA	06710	02416	4002	466			07/01/2005	

National Exchange Carrier Association
Wire Center Report - Effective
03/28/2011

Locality	CLLI	Office Type	Host Switch	LRN	WCV	WCH	ASEC Residing Lata	Effective From	Effective Thru
NPA/NXX Range		Leasing Company/Locality		Serving Company Presence		Serving Locality/State		Tandem	
				LATA	NPA/NXX Range State Locality				
LICK CREEK	LICKKYXARS0	DA			06710	02416	4002	466	07/01/2005
MCCREARY COURT HOUSE	MCCTKYXARS0	DA			06710	02416	4002	466	07/01/2005
MCCREARY HIGH SCHOOL	MCHSKYXARS0	DA			06710	02416	4002	466	07/01/2005
NATURAL ARCH	NTARKYXARS0	DA			06710	02416	4002	466	07/01/2005
NOAHS BOAT DOCK	NOAHKYXARS0	DA			06710	02416	4002	466	07/01/2005
ONEIDA	PRLKYYAAJ00	GM TJ			06751	02399	4002	466	09/01/2004
									SMRTKYXA02T
ROSS GROVE	ROSSKYXARS0	DA			06710	02416	4002	466	07/01/2005
SAND HILL	SANHKYXARS0	DA			06710	02416	4002	466	07/01/2005
SHERMAN RICHARDSON	SHERKYXARS0	DA			06716	02404	4002	466	07/01/2005

National Exchange Carrier Association
Wire Center Report - Effective

03/28/2011

Effective
From Thru

Locality	CLLI	Host Switch	LRN	WCV	WCH	ASEC Residing Lata	NPANXX Range	Leasing Company/Locality	Office Type	Serving Locality/State	Company Presence	NPANXX Range	State Locality	Tandem
SOMERSET COLLEGE									DA	06710 02416 4002				07/01/2005
									DA	06710 02416 4002				09/01/2004
606/376 0-9999									AA BA DA GM TJ	06710 02416 4002				07/01/2005
TUCKER BROTHERS									DA	06710 02416 4002				07/01/2005
WILLIAMSBURG ST.									DA	06710 02416 4002				07/01/2005
YAMACRAW									DA	06710 02416 4002				07/01/2005

Search Criteria:

ASEC = 4002, ASEC Name = [REDACTED] -4002

Mountain Road

National Exchange Carrier Association
Wire Center Report - Effective

03/28/2011

Locality	CLLI	Host Switch	LRN	WCV	WCH	ASEC Residing Lata	Effective
NPA/NXX Range	Leasing Company/Locality	Office Type	Serving Company Presence	Serving Locality/State	LATA	NPA/NXX Range State Locality	From Thru

AMOS RIDGE	AMOSKYYXRSO	DA	06403	02422	0414	466	06/01/2005
------------	-------------	----	-------	-------	------	-----	------------

AULT	AULTKYYXRSO	DA	06333	02363	0414	466	06/01/2005
------	-------------	----	-------	-------	------	-----	------------

BALDWIN BRANCH	BLDWKYYXRSO	DA	06401	02390	0414	466	04/01/2007
----------------	-------------	----	-------	-------	------	-----	------------

BAPTIST	BPSTKYYXRSO	DA	06437	02387	0414	466	04/01/2007
---------	-------------	----	-------	-------	------	-----	------------

BASCOM	BSCMKYYXRSO	DA	06333	02363	0414	466	06/01/2005
--------	-------------	----	-------	-------	------	-----	------------

BEAR PEN	BPRNKYYXRSO	DA	06437	02387	0414	466	04/01/2007
----------	-------------	----	-------	-------	------	-----	------------

BEAVER CREEK	BRVRKYYXRSO	DA	06403	02422	0414	466	04/01/2007
--------------	-------------	----	-------	-------	------	-----	------------

BELKNAP	BLNPKYYXRSO	DA	06412	02374	0414	466	04/01/2007
---------	-------------	----	-------	-------	------	-----	------------

BETHANY	BTHNKYYXRSO	DA	06437	02387	0414	466	06/01/2005
---------	-------------	----	-------	-------	------	-----	------------

BETTY GAP	BTGPKYYXRSO	DA	06403	02422	0414	466	06/01/2005
-----------	-------------	----	-------	-------	------	-----	------------

Tandem

National Exchange Carrier Association
 Wire Center Report - Effective

03/28/2011

 Locality CLLI Host Switch LRN WCV WCH ASEC Residing Lata Effective
 From Thru

NPANXX Range	Leasing Company/Locality	Office Type	Serving LATA	Company Presence	Serving Locality/State	NPANXX Range	State	Locality											
BIGWOODS	BGWDKYYARSO	DA				06403	02422	0414	466			06/01/2005							
BLAINES TRACE	BLTRKYYARSO	DA				06333	02363	0414	466			04/01/2007							
BLAIRS MILL	BMRLKYYARSO	DA				06377	02364	0414	466			04/01/2007							
BONNY	BONYKYYARSO	DA				06401	02390	0414	466			04/01/2007							
BOOTH RIDGE	BTRGKYYARSO	DA				06437	02387	0414	466			04/01/2007							
BROWN RIDGE	BNRGKYYARSO	DA				06333	02363	0414	466			06/01/2005							
BRUIN	BRUNKYYARSO	DA				06333	02363	0414	466			06/01/2005							
BRUSHY	BRSYKYYARSO	DA				06333	02363	0414	466			04/01/2007							
BURKE	BRKEKYYARSO	DA				06333	02363	0414	466			06/01/2005							
BUSKIRK	BKRKYYARSO	DA				06377	02364	0414	466			04/01/2007							

Tandem

National Exchange Carrier Association
Wire Center Report - Effective

03/28/2011

Locality CLLI Host Switch LRN WCV WCH ASEC Residing Lata From Thru Effective

NPA/NXX Range Leasing Company/Locality Office Type Serving Company Presence NPA/NXX Range State Locality Tandem

CALABOOSE CALBKYYXARS0 DA 06437 02387 0414 466 04/01/2007

[REDACTED] [REDACTED] AA BA DA HD 06437 02387 0414 466 03/01/2002

606/668 0-9999

RN RO TJ

CANNEL CITY CANLKYYXARS0 DA 06377 02364 0414 466 04/01/2007

CASKEY FORK CSKYKYXARS0 DA 06412 02374 0414 466 04/01/2007

CORNOR RIDGE CNRGKYXARS0 DA 06403 02422 0414 466 06/01/2005

COTTLE CTOLKYXARS0 DA 06377 02364 0414 466 04/01/2007

CROCKETT CROKKYYXARS0 DA 06361 02342 0414 466 04/01/2007

CULVER CLVRKYXARS0 DA 06333 02363 0414 466 06/01/2005

DEHART DHRTKYXARS0 DA 06377 02364 0414 466 06/01/2005

DITNEY RIDGE DTRGKYXARS0 DA 06377 02364 0414 466 04/01/2007

National Exchange Carrier Association
Wire Center Report - Effective

03/28/2011

Effective
From Thru

Locality	CLLI	Office Type	Host Switch	LRN	WCV	WCH	ASEC Residing Lata	From	Thru
NPA/NXX Range	Leasing Company/Locality	Office Type	LatA	Company Presence	Serving Locality/State	NPA/NXX Range	State Locality	Tandem	
DOG TROT	DGTRKYYXARS0	DA			06403	02422	0414	466	06/01/2007
EAST FORK	ESFKKYYXARS0	DA			06403	02422	0414	466	04/01/2007
ELAMTON	ELAMKYYXARS0	DA			06361	02342	0414	466	04/01/2007
ELDRIDGE	ELDGKYYXARS0	DA			06333	02363	0414	466	04/01/2007
[REDACTED]	[REDACTED]	AA DA TJ			06401	02390	0414	466	04/01/2007
606/725 0-9999	[REDACTED]	AA BA DA HD RN RO TJ			06403	02422	0414	466	03/01/2002
GILMORE	GLMRKYYXARS0	DA			06412	02374	0414	466	06/01/2005
GIMLETT	GMLTKYYXARS0	DA			06333	02363	0414	466	06/01/2005
GLEN KAREN	GLCNKYYXARS0	DA			06437	02387	0414	466	04/01/2007
GRASSY CREEK	GSCKKYYXARS0	DA			06377	02364	0414	466	01/01/2008

National Exchange Carrier Association
Wire Center Report - Effective

03/28/2011

Effective
From Thru

Locality	CLLI	Office Type	Host Switch	LRN	WCV	WCH	ASEC	Residing Lata	Effective
NPANXX Range	Leasing Company/Locality	Office Type	Serving LATA	Company Presence	Serving Locality/State	NPANXX Range	State	Locality	From Thru
GREASY	GRZYKYYXRS0	DA	06401	02390	0414	466		04/01/2007	
GREEN	GRENKYYXRS0	DA	06333	02363	0414	466		06/01/2005	
HAWKINS BRANCH	HWBKYYXRS0	DA	06403	02422	0414	466		04/01/2007	
[REDACTED]	[REDACTED]	AA DA TJ	06412	02374	0414	466		04/01/2007	
HAZIER HILL	HZHLKYYXRS0	DA	06403	02422	0414	466		10/01/2005	
HELECHAWA	HLCHKYYXRS0	DA	06412	02374	0414	466		04/01/2007	
HICKORY GROVE	HKGVKYYXRS0	DA	06377	02364	0414	466		06/01/2005	
HOLIDAY FORK	HDFKYYXRS0	DA	06377	02364	0414	466		06/01/2005	
INDEX	INDKYYXRS0	DA	06377	02364	0414	466		06/01/2005	
INDIAN CREEK	INCKYYXRS0	DA	06377	02364	0414	466		06/01/2005	

Tandem

National Exchange Carrier Association
Wire Center Report - Effective

03/28/2011

Locality CLLI Host Switch LRN WCV WCH ASEC Residing Lata Effective From Thru

NPANXX Range Leasing Company/Locality

Office Type

Serving Company
LATA Presence

Serving Locality/State
NPANXX Range State Locality

Tandem

ISONVILLE INVLYKXXARS0 06333 02363 0414 466 06/01/2005

DA

[REDACTED] [REDACTED] 06361 02342 0414 466 04/01/2007

606/522 0-9999

AA DA TJ

JEPTHA UE9K JEPUKYXARS0 06361 02342 0414 466 06/01/2005

DA

KELLACY KLCYKXXARS0 06401 02390 0414 466 06/01/2005

DA

KOREA KORAKYXARS0 06403 02422 0414 466 04/01/2007

DA

LACY CREEK LYCKKXXARS0 06412 02374 0414 466 06/01/2005

DA

LANDSAW LANDKYXARS0 06437 02387 0414 466 04/01/2007

DA

LEATHERWOOD LEATKYXARS0 06403 02422 0414 466 06/01/2005

DA

LEISURE LSURKYXARS0 06377 02364 0414 466 04/01/2007

DA

LIBERTY ROAD LBRDKYXARS0 06377 02364 0414 466 06/01/2005

DA

National Exchange Carrier Association
Wire Center Report - Effective

03/28/2011

Locality CCLI Host Switch LRN WCV WCH ASEC Residing Lata From Thru Effective

NPA/NXX Range Leasing Company/Locality Office Type Serving Company Presence Serving Locality/State NPA/NXX Range State Locality TANDER

LICKFORK LKFKKYYXARS0 06333 02363 0414 466 06/01/2005

DA

LITTLE AMOS LTAMKYYXARS0 06403 02422 0414 466 04/01/2007

DA

LITTLE SANDY LTSDKYYXARS0 06333 02363 0414 466 06/01/2005

DA

LYTTEN LYTNKYYXARS0 06333 02363 0414 466 04/01/2007

DA

MARBIA MRBAKYYXARS0 06403 02422 0414 466 06/01/2005

DA

MARY MARYKYYXARS0 06437 02387 0414 466 06/01/2005

DA

MAUK RIDGE MALKKYYXARS0 06333 02363 0414 466 06/01/2007

DA

MAYTOWN MTTWNKYYXARS0 06401 02390 0414 466 04/01/2007

DA

MEANS MEANKYYXARS0 06403 02422 0414 466 04/01/2007

DA

MIDDLE FORK MDFKYYXARS0 06333 02363 0414 466 06/01/2005

DA

National Exchange Carrier Association
Wire Center Report - Effective

03/28/2011

Locality CLLI Host Switch LRN WCV WCH ASEC Residing Lata Effective From Thru

NPA/NXX Range Leasing Company/Locality Office Type Serving Company Presence Serving Locality/State NPA/NXX Range State Locality Tandem

MIDDLE FORK MIFKYYXARS0 DA 06361 02342 0414 466 06/01/2005

MIMA MIMAKYYXARS0 DA 06361 02342 0414 466 06/01/2005

MOON MOONKYYXARS0 DA 06361 02342 0414 466 06/01/2005

MUDDICK MDLKKYYXARS0 DA 06403 02422 0414 466 06/01/2005

MURPHY FORK MRFKYYXARS0 DA 06401 02390 0414 466 04/01/2007

NORTH RUIN NRUNKYYXARS0 DA 06333 02363 0414 466 09/01/2009

ORDINARY ONRYKYYXARS0 DA 06333 02363 0414 466 11/01/2009

PAINT CREEK PTCKYYXARS0 DA 06361 02342 0414 466 06/01/2005

PANAMA PNMAKYYXARS0 DA 06377 02364 0414 466 04/01/2007

PEKIN PKINKYYXARS0 DA 06401 02390 0414 466 06/01/2005

National Exchange Carrier Association
Wire Center Report - Effective

03/28/2011

Locality CLLI Host Switch LRN WCV WCH ASEC Residing Lata Effective From Thru

NPA/NXX Range Leasing Company/Locality Office Type Serving Lata Company Presence Serving Locality/State NPA/NXX Range State Locality Tandem

PINE BRANCH	PNBKYYXARS0	DA	06403	02422	0414	466	04/01/2007
PINE BRANCH	PNCEKYXARS0	DA	06437	02387	0414	466	04/01/2007
PINE GROVE	PNGVKYXARS0	DA	06401	02390	0414	466	06/01/2005
PINE RIDGE	PNRGKYXARS0	DA	06437	02387	0414	466	04/01/2007
PLEASANT RUN	PLRNKYXARS0	DA	06377	02364	0414	466	04/01/2007
POMP	POMPKYXARS0	DA	06377	02364	0414	466	04/01/2007
POMROYTON	PMTNKYXARS0	DA	06403	02422	0414	466	06/01/2005
QUILLENS CHAPEL	QUILKYXARS0	DA	06437	02387	0414	466	04/01/2007
REDWINE	RDWNKYXARS0	DA	06377	02364	0414	466	06/01/2005
ROCKHOUSE	RKHSKYXARS0	DA	06377	02364	0414	466	06/01/2005

National Exchange Carrier Association
Wire Center Report - Effective

03/28/2011

Effective
From Thru

Locality	CLLI	Office Type	Host Switch	LRN	WCV	WCH	ASEC	Residing Lata	Effective
NPA/NXX Range	Leasing Company/Locality		Serving Company LATA	Company Presence	Serving Locality/State	State	Locality		Tandem
ROGERS	ROGRKYYXARS0	DA			06437	02387	0414	466	04/01/2007
ROSE FORK	RSFKKYYXARS0	DA			06412	02374	0414	466	06/01/2005
SANDY	SNDYKYYXARS0	DA			06333	02363	0414	466	06/01/2005
	[REDACTED]				06333	02363	0414	466	03/01/2002
	606/738 0-9999		AA BA DA HD RN RO TJ						
SANDY RIDGE	SDRGKYYXARS0	DA			06437	02387	0414	466	06/01/2005
SCRANTON	SCRNKYYXARS0	DA			06403	02422	0414	466	06/01/2007
SILVERHILL	SVHLKYYXARS0	DA			06361	02342	0414	466	06/01/2005
SKAGGS FLAT	SGFTKYYXARS0	DA			06333	02363	0414	466	06/01/2005
SMITH HILL	SMHLKYYXARS0	DA			06333	02363	0414	466	09/01/2009
SOUTH RUIN	SRUNKYYXARS0	DA			06333	02363	0414	466	09/01/2009

National Exchange Carrier Association
Wire Center Report - Effective

03/28/2011

Locality CCLI Host Switch LRN WCV WCH ASEC Residing Lata From Thru Effective

NPANXX Range Leasing Company/Locality Office Type Serving Company Presence NPANXX Range State Locality TANDERM

STACY FORK STCYKXXARS0 DA 06377 02364 0414 466 04/01/2007

STACY FORK UE9K STFUKXXARS0 DA 06377 02364 0414 466 06/01/2005

STARK RIDGE STRGKXXARS0 DA 06333 02363 0414 466 04/01/2007

STEPHENS SPHNKXXARS0 DA 06333 02363 0414 466 06/01/2005

STILLWATER SLWTKXXARS0 DA 06437 02387 0414 466 04/01/2007

STRAIGHT CREEK SGCKKXXARS0 DA 06361 02342 0414 466 06/01/2005

SUDITH SUDTKXXARS0 DA 06403 02422 0414 466 04/01/2007

TARR RIDGE TARGKXXARS0 DA 06403 02422 0414 466 04/01/2007

TOLLIVER TLVRKXXARS0 DA 06412 02374 0414 466 06/01/2005

TOMS BRANCH TMZBKXXARS0 DA 06401 02390 0414 466 04/01/2007

National Exchange Carrier Association
Wire Center Report - Effective

03/28/2011

Locality CLLI Host Switch LRN WCV WCH ASEC Residing Lata Effective From Thru

NPA/NXX Range Leasing Company/Locality Office Type Serving Company Presence NPA/NXX Range State Locality Tandem

TRENT	TRNTKYYXARS0	DA	06412	02374	0414	466	06/01/2005
VALERIA	VLRAKYYXARS0	DA	06401	02390	0414	466	06/01/2005
WELLINGTON	WELLKYYXARS0	DA	06403	02422	0414	466	04/01/2007
WELLS CHAPEL	WSCHKYYXARS0	DA	06377	02364	0414	466	06/01/2007
[REDACTED]	[REDACTED]		06377	02364	0414	466	09/01/2004
606/743 0-9999			AA BA DA HD RP RQ T3 T7 TJ TU				
WEST LIBERTY	WLBTKYYXA01T	GB SK XE	06377	02364	0414	466	01/01/2006
WHEELRIM	WLRMKYYXARS0	DA	06412	02374	0414	466	06/01/2005
WILDER	WLDRKYYXARS0	DA	06377	02364	0414	466	06/01/2005
WILLIAMS CREEK	WMCKKYYXARS0	DA	06361	02342	0414	466	04/01/2007
WOODSBEND	WDSBKYYXARS0	DA	06377	02364	0414	466	04/01/2007

National Exchange Carrier Association
Wire Center Report - Effective

03/28/2011

Effective
From Thru

Locality	CLLI	Office Type	Host Switch	LRN	WCV	WCH	ASEC Residing Lata	From	Thru
NPA/NXX Range	Leasing Company/Locality		Serving LATA	Company Presence	Serving Locality/State	NPA/NXX Range	State Locality		
ZACHARIAH	ZACHKYYXARS0	DA			06437	02387	0414	466	04/01/2007
ZAG	ZAGGKYYXARS0	DA			06377	02364	0414	466	04/01/2007

Tandem

Search Criteria:

ASEC = 0414, ASEC Name = [REDACTED]

National Exchange Carrier Association
Wire Center Report - Effective

03/28/2011

Locality CLLI Host Switch LRN WCV WCH ASEC Residing Lata Effective
From Thru

NPA/NXX Range Leasing Company/Locality Office Type Serving Company Presence Serving Locality/State NPA/NXX Range State Locality Tandem

270/618 0-9999	[REDACTED]	[REDACTED]	AA BA DA HD	06848	02681	4001	462	10/01/2008
270/622 0-9999	[REDACTED]	[REDACTED]	OE TJ					

Search Criteria:

ASEC = 4001, ASEC Name = [REDACTED] -4001

National Exchange Carrier Association
Wire Center Report - Effective

03/28/2011

Locality CLLI Host Switch LRN WCV WCH ASEC Residing Lata Effective From Thru

NPANXX Range Leasing Company/Locality Office Type Serving Company Presence NPA/NXX Range State Locality Tandem

606/364 0-9999 AA DA RA RC T9 TJ TK 06537 02380 0415 466 02/01/2011

606/593 0-9999 AA DA RA RC T9 TJ TK 06496 02377 0415 466 02/01/2011

MCKEE MCKEKYXA00T BA GB T9 TK 06532 02421 0415 466 02/01/2011

606/287 0-9999 AA DA RA RC RD RE RF RG RH RJ RK SC SD SE SF SH SM SN SO T9 TJ TK XF 06532 02421 0415 466 02/01/2011

606/965 0-9999 AA DA RA RC T9 TJ TK 06532 02442 0415 466 02/01/2011

Search Criteria:
ASEC = 0415, ASEC Name = 0415

National Exchange Carrier Association
Wire Center Report - Effective

03/28/2011

Effective
From Thru

Locality	CLLI	Office Type	Host Switch	LRN	WCV	WCH	ASEC Residing Lata	From	Thru
NPA/NXX Range		Leasing Company/Locality		Serving Company Presence		Serving Locality/State		Serving Locality/State	
				LAT A		State Locality		Tandem	
GLASGOW	GLSGKYXR01T	GB			06779	02664	0418	462	06/01/2009
GLASGOW	GLSGKYXR02T	GB			06779	02664	0418	462	06/01/2009
[REDACTED]	[REDACTED]	[REDACTED]	[REDACTED]	[REDACTED]	06779	02664	0418	462	06/01/2009
270/427 0-9999			AA BA D1 DA						
270/428 0-9999			DD GC GD GJ						
270/432 0-9999			GL GM GN HB						
270/434 0-9999			HD HJ II RP						
270/453 0-9999			RQ SK SR T1						
270/457 0-9999			T3 T8 T J TU						
270/614 0-9999			UG UM VF ZW						
270/646 0-9999									
270/670 0-9999									
270/678 0-9999									
HORSE CAVE	HRCVKYXA01T	GB			06743	02683	0418	464	09/01/1995
HORSE CAVE	HRCVKYXA02T	GB			06743	02683	0418	464	04/01/2002
[REDACTED]	[REDACTED]	[REDACTED]	[REDACTED]	[REDACTED]	06743	02683	0418	464	07/01/2008
270/324 0-9999			AA BA D1 DA						
270/325 0-9999			DD GC GD GJ						
270/524 0-9999			GL GM GN HB						
270/528 0-9999			HD HJ II RP						
270/531 0-7999			RQ SK SR T1						
270/531 9000-9999			T3 T J UG UM						
270/537 0-9999			VF ZW						
270/565 0-9999									
270/773 0-9999									
270/786 0-6999									
270/786 8000-9999									

Search Criteria:

ASEC = 0418, ASEC Name = [REDACTED] -0418

IV.

MAY2,2011DATAREQUESTSFROMAT&T

AT&T

REQUEST NO. 1: For each year from 2001 through 2010, and for 2011 most recent data available, please provide the total number of revenue-producing *retail* access lines for the following:

- (a) Residential standalone basic local exchange service (as defined in KRS 278.541) access lines, including “lines” being provided *via* a non-traditional means such as voice over Internet protocol (VoIP).
- (b) Business standalone basic local exchange service (as defined in KRS 278.541) access lines, including “lines” being provided *via* a non-traditional means such as voice over Internet protocol (VoIP).
- (c) Residential non-basic local exchange service access lines (as defined in KRS 278.541), including “lines” being provided *via* a non-traditional means such as voice over Internet protocol (VoIP), and voice grade equivalent lines for ISDN-BRI.
- (d) Business non-basic local exchange service access lines (as defined in KRS 278.541), including “lines” being provided *via* a non-traditional means such as voice over Internet protocol (VoIP), and voice grade equivalent lines to which intrastate switched access applies (*e.g.*, all activated B-channels in an ISDN-PRI or ISDN-BRI to the extent the ISDN-PRI is providing connectivity to the PSTN).
- (e) Other facilities to which intrastate switched access applies, if any, not included in (a) through (d) above.

OBJECTION: This request is overly broad and unduly burdensome insofar as it seeks data for 11 years, most of which is not readily available. The *ed* data sought is competitively sensitive and HIGHLY CONFIDENTIAL. Without waiving these objections, the RLECs respond as follows.

Respondent: Kimberly Jones, Accounting Supervisor, Thacker-Gri gsbey Telephone Company, Inc.

Response:

- (a) 2006 not applicable.
- 2007 not applicable.
- 2008 not applicable.
- 2009 not applicable.
- 2010 not applicable.
- YTD 2011 not applicable.

- (b) 2006 not applicable.
- 2007 not applicable.

2008	notapplicable.
2009	notapplicable.
2010	notapplicable.
YTD2011	notapplicable.

(c) 2006	6	█
2007	6	█
2008	5	█
2009	5	█
2010	5	█
YTD2011	5,	█

(d) 2006	1	█
2007	1	█
2008	1	█
2009	1	█
2010	1	█
YTD2011	1,	█

(e) 2006	0	█
2007	0	█
2008	0	█
2009	0	█
2010	0	█
YTD2011	0	█

AT&T

REQUESTNO.2: For each year from 2001 through 2010, and for 2011 most recent data available, please provide the average monthly revenue per line identified in Data Request 1(a), 1(b), 1(c), 1(d) and 1(e). If the average monthly revenue figures are not available in the format requested for each of these types of lines, provide the total annual revenue for the years requested, for all lines identified in Data Request 1, presented at the greatest level of disaggregation the ILEC maintains in its historical revenue records.

OBJECTION: This request is overly broad and unduly burdensome insofar as it seeks data for 11 years, most of which is not readily available. The data sought is competitively sensitive and HIGHLY CONFIDENTIAL. Without waiving these objections, the RLECs respond as follows.

Respondent: **Kimberly Jones, Accounting Supervisor, Thacker-Griegsby Telephone Company, Inc.**

Response:

(a) 2006	not applicable.
2007	not applicable.
2008	not applicable.
2009	not applicable.
2010	not applicable.
YTD2011	not applicable.
(b) 2006	not applicable.
2007	not applicable.
2008	not applicable.
2009	not applicable.
2010	not applicable.
YTD2011	not applicable.
(c) 2006	not available.
2007	not available.
2008	not available.
2009	not available.
2010	not available.
YTD2011	not available.
(d) 2006	not available.
2007	not available.
2008	not available.
2009	not available.
2010	not available.
YTD2011	not available.

(e) 2006	notapplicable.
2007	notapplicable.
2008	notapplicable.
2009	notapplicable.
2010	notapplicable.
YTD2011	notapplicable.

AT&T

REQUEST NO. 3: For each year from 2001 through 2010, and for 2011 most recent data available, please provide the total number of all revenue-producing *wholesale* access lines (i.e., resale, UNE loops, and facilities that have the capability to provide voice grade equivalent service) for the following:

- (a) Residential standalone basic local exchange service (as defined in KRS 278.541)
- (b) Business standalone basic local exchange service (as defined in KRS 278.541)
- (c) Residential non-basic local exchange service access lines, including voice grade equivalent lines for ISDN-BRI.
- (d) Business non-basic local exchange service access lines, including voice grade equivalent lines (e.g., all activated B-channels in an ISDN-PRI or ISDN-BRI to the extent the ISDN-PRI or ISDN-BRI is providing connectivity to the PSTN).
- (e) Other facilities to which intrastate switched access applies, if any, not included in (a) through (d) above.

OBJECTION: This request is overly broad and unduly burdensome insofar as it seeks data for 11 years, most of which is not readily available. The data sought is competitively sensitive and HIGHLY CONFIDENTIAL. Without waiving these objections, the RLECs respond as follows.

Respondent: **Kimberly Jones, Accounting Supervisor, Thacker-Gri gsbey Telephone Company, Inc.**

Response: **Not applicable.**

AT&T

REQUEST NO. 4: For each of the retail types of lines identified in Data Request 1(a) through (e), for 2010, and for 2011 most recent data available, provide the calculated weighted average local rate per line per month, and all back-up information and worksheets that support these calculations.

OBJECTION: This request is vague and ambiguous insofar as the phrase “calculated weighted average local rate per line per month” is not defined. Moreover, this request is overly broad and unduly burdensome as the RLECs do not routinely calculate average rates per line, per month, and the data is therefore not readily available. The data sought is competitively sensitive and HIGHLY CONFIDENTIAL. Without waiving these objections, the RLECs respond as follows.

Respondent: Kimberly Jones, Accounting Supervisor, Thacker-Griggsby Telephone Company, Inc.

Response: See response to AT&T Request No. 2.

AT&T

REQUEST NO. 5: For each of the wholesale types of lines in Data Request 3(a) through (e), for 2010, and for 2011 most recent data available, provide the calculated weighted average local rate per line per month, and all back-up information and worksheets that support these calculations.

OBJECTION: This request is vague and ambiguous insofar as the phrase “calculated weighted average local rate per line per month” is not defined. Moreover, this request is overly broad and unduly burdensome as the RLECs do not routinely calculate average rates per line, per month, and the data is therefore not readily available. The data sought is competitively sensitive and HIGHLY CONFIDENTIAL. Without waiving these objections, the RLECs respond as follows.

Respondent: **Kimberly Jones, Accounting Supervisor, Thacker-Griggsby Telephone Company, Inc.**

Response: **Not applicable.**

AT&T

REQUEST NO. 6: For 2010, and 2011 most current data available, please separately identify:

(a) All support received from each of the Federal Universal Service Fund(s);

(b) All payments into the Federal Universal Service Fund(s).

OBJECTION: This request is overly broad and is not reasonably calculated to lead to the discovery of admissible evidence. To the extent that this request seeks information regarding the federal Universal Service Fund (“USF”), such request is irrelevant to the subject of this proceeding. The data sought is competitively sensitive and HIGHLY CONFIDENTIAL. Without waiving these objections, the RLECs respond as follows.

Respondent: **Kimberly Jones, Accounting Supervisor, Thacker-Griegsby Telephone Company, Inc.**

Response:

(a) 2010	\$	[REDACTED]
YTD 2011	\$	[REDACTED]
(b) 2010	\$	[REDACTED]
YTD 2011	\$	[REDACTED]

AT&T

REQUEST NO. 7: For 2010, and 2011 most current data available, provide the following:

- (a) Volumes of intra MTA minutes terminated by you on behalf of all wireless carriers, and dollars billed for such terminating intra MTA minutes broken out by
 - 1. Intra LATA intrastate,
 - 2. Inter LATA intrastate, and
 - 3. Inter LATA interstate.
- (b) Volume of intrastate, inter MTA minutes terminated by you on behalf of wireless carriers, and dollars billed for such intrastate, inter MTA minutes.
- (c) Volume of local minutes terminated by you and dollars billed for wireless traffic as reciprocal compensation for such traffic;
- (d) Volume of local minutes terminated by you and dollars billed for non-wireless traffic as reciprocal compensation for such traffic.

OBJECTION: This request is overly broad, unduly burdensome, and is not reasonably calculated to lead to the discovery of admissible evidence. The volumes and classifications of CMRS traffic terminated by the RLECs is not readily ascertainable, as the traffic exchanged with CMRS providers is typically billed on a traffic factor basis. Moreover, volumes and billings related to local traffic are irrelevant to the subject matter of this proceeding. The data sought is competitively sensitive and **HIGHLY CONFIDENTIAL**. Without waiving these objections, the RLECs respond as follows.

Respondent: Kimberly Jones, Accounting Supervisor, Thacker-Griggs by Telephone Company, Inc.

Response:

(a)

Volume of intra MTA minutes termination from wireless carriers	2010	YTD 2011
Non-jurisdictionalized	██████████	██████████
Intra LATA intrastate	Not available	Not available
Inter LATA intrastate	Not available	Not available
Inter LATA interstate	Not available	Not available

Dollars billed for intra MTA minutes termination from wireless carriers	2010	YTD 2011

Non-jurisdictionalized	██████	██████
IntraLATAintrastate	Notavailable	Notavailable
InterLATAintrastate	Notavailable	Notavailable
InterLATAinterstate	Notavailable	Notavailable

(b)

Volumeofintrastate,interMTA minuteterminationfromwireless carriers	2010	YTD2011
Minutes	██████	██████
Revenues	██████	██████

(c)

Volumeoflocalminutes terminatedforwirelesscarriers	2010	YTD2011
Minutes	See(a)	See(a)
Revenues	See(a)	See(a)

(d)

Volumeoflocalminutes terminatedfornon-wireless carriers	2010	YTD2011
Minutes	Notapplicable	Notapplicable
Revenues	Notapplicable	Notapplicable

AT&T

REQUEST NO. 8: What rate(s) do you charge for termination of intraMTA wireless calls? Provide the source showing the basis for each such rate(s).

OBJECTION: This request is overly broad and unduly burdensome, and it seeks information that is not reasonably calculated to lead to the discovery of admissible evidence, insofar as intraMTA wireless traffic is jurisdictionalized as local traffic. The interconnection agreements setting out the reciprocal compensation rates applied to this traffic are filed with and approved by the Commission. Moreover, volumes and billings related to local traffic are irrelevant to the subject matter of this proceeding. Without waiving these objections, the RLECs respond as follows.

Respondent: **Kimberly Jones, Accounting Supervisor, Thacker-Griggsby Telephone Company, Inc.**

Response: **See the attached documentation.**

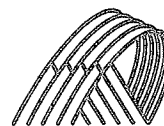
**RLEC
THACKER-GRIGSBY**

	<i>Carrier</i>	<i>Recip. Comp.</i>
1.	East KY Network	\$0.0150/MOU (switched usage rate)
2.	New Cingular Wireless	\$0.009581/MOU
3.	Sprint Spectrum	\$0.009581/MOU
4.	T-Mobile	\$0.009581/MOU
5.	Verizon Wireless	\$0.009581/MOU

1

EAST KENTUCKY NETWORK
101 TECHNOLOGY TRAIL
IVEL, KY 41642
PHONE: (606) 874-7550
FAX: (606) 874-7551
EMAIL: INFO@EKN.COM
WEBSITE: WWW.EKN.COM

EAST KENTUCKY
NETWORK



November 1, 2006

Elizabeth O'Donnell, Executive Director
Kentucky Public Service Commission
211 Sower Blvd.
PO Box 615
Frankfort, KY 40602

RECEIVED

NOV 02 2006

PUBLIC SERVICE
COMMISSION

Re: *Interconnection Agreement Between East Kentucky Network, LLC, d/b/a Appalachian Wireless, and Thacker-Grigsby Telephone Company, Gearheart Communications d/b/a Coalfields Telephone Company, Mountain Rural Telephone Cooperative, Peoples Rural Telephone Cooperative, and Foothills Rural Telephone Cooperative (Collectively, "Partners")*

By Overnight Delivery

Dear Ms. O'Donnell:

I became aware that interconnection agreements negotiated between Appalachian Wireless and the Partners (identified above) had inadvertently failed to be filed with this Commission. Appalachian Wireless and the Partners entered into these Agreements effective August 2004 and the Agreements have been unchanged since that time. These agreements reflect the voluntary negotiations between Appalachian Wireless and each of the Partners, pursuant to §252(a) of the Telecommunications Act of 1996 ("Act"), and are being submitted to the Kentucky Public Service Commission pursuant to § 252(e) of the Act.

Please contact me at 800-438-2355 with any questions.

Sincerely,

Gerald Robinette
General Manager/CEO

Enclosures

RECEIVED

NOV 02 2006

AGREEMENT FOR FACILITIES-BASED NETWORK INTERCONNECTION AND
RECIPROCAL COMPENSATION FOR TRANSPORT AND TERMINATION OF PUBLIC SERVICE
TELECOMMUNICATIONS TRAFFIC COMMISSION
(CMRS-LEC AGREEMENT)

This Agreement, effective this 1st day of August, 2004, is made and entered into by and between East Kentucky Network, LLC d/b/a Appalachian Wireless, a limited liability company organized under the laws of the Commonwealth of Kentucky (hereinafter referred to as EKN) and Thacker-Grigsby Telephone Company, Inc. a corporation organized under the laws of the Commonwealth of Kentucky (hereinafter referred to as T-G), as follows:

WITNESSETH:

WHEREAS, EKN is a Commercial Mobile Radio Services ("CMRS") provider licensed by the Federal Communications Commission ("FCC") to provide CMRS; and

WHEREAS, T-G is a local exchange carrier ("LEC") providing telecommunications services in the Commonwealth of Kentucky; and

WHEREAS, EKN desires to connect its facilities to those of T-G in accordance with the terms and conditions of this Agreement and interchange traffic for the provision of telecommunications service, and

WHEREAS, T-G is willing to provide such connection and interchange traffic for the provision of telecommunications service as provided herein;

NOW, THEREFORE, in consideration of the premises hereinafter contained, T-G and EKN hereby agree as follows:

1. DESCRIPTION OF SERVICE

- 1.1 This Agreement provides T-G equipment, facilities and services (referred to as "Service") for the interconnection and interchange of domestic public cellular radio telecommunications trafficked between EKN and T-G.
- 1.2 Service will be provided by an end office Type 1 interconnection arrangement as defined in Bell Communications Research publication TR-NPL-00145.
- 1.3 This Type 1 interconnection provides for the termination of EKN originated calls to directory numbers in the local calling area (including EAS) of the specific T-G exchange(s) and for the origination of calls from directory numbers in the local calling area (including EAS) of the specific T-G

exchange(s) that can be terminated directly to EKN customers via the connecting trunks provided pursuant to this Agreement.

- 1.4 Directory listings of EKN customers in T-G directories are not included in the Service provided pursuant to this Agreement.

2. SERVICE PROVISION

- 2.1 Connecting trunks between any T-G central office and the EKN Mobile Telephone Switching Office (MTSO) will be provided as mutually agreed to by the Parties.
- 2.2 Service will be provided by EKN placing an order to T-G using the normal T-G ordering procedures for connecting trunks between the T-G central office and the EKN MTSO.
- 2.3 Signaling arrangements, digit out pulsing, answer and disconnect supervisory signaling and other equipment interconnection features will be as mutually agreed to by the Parties.

3. TROUBLE REPORTING, TESTING AND PROTECTION

- 3.1 In order to facilitate reporting of troubles and interruptions and to coordinate the restoration of Service provided to EKN by T-G under this Agreement, T-G will designate a Trouble Reporting Control Office (TRCO) and furnish to EKN a telephone number for such TRCO. Where possible, T-G will provide EKN a seventy-two (72) hour advance notice of scheduled service interruptions affecting EKN operations.
- 3.2 When EKN reports a trouble or interrupted condition, it will first have used its best efforts to isolate the problem to the facilities of T-G.
- 3.3 EKN and T-G will make cooperative tests, as appropriate, to minimize trouble and interrupted conditions.
- 3.4 The characteristics and methods of operation of any circuits, facilities or equipment of EKN connected with circuits, facilities or equipment of T-G pursuant to this Agreement shall not interfere with or impair other services of T-G or its connecting and concurring carriers involved in such services, cause damage to their plant, impair the privacy of any communications carried over their facilities or create hazards to the employees of any of them or to the public.

- 3.5 If such characteristics or methods of operation are not in accordance with Paragraph 3.4 above, T-G will notify EKN of such discrepancy and non-compliance. EKN shall work diligently to correct any discrepancy or non-compliance. EKN shall immediately cease and desist any operation that interferes with or impairs the normal provisioning of telephone service to T-G customers.

4. RATES AND CHARGES

- 4.1 EKN is responsible for the payment of all rates, charges and deposits due to T-G under the terms of this Agreement.
- 4.2 Charges for Service provided pursuant to this Agreement shall consist of:
- (a.) switched usage charges for terminating EKN traffic on the local exchange network,
 - (b.) monthly recurring charges for connecting trunks between T-G central offices and the EKN MTSO at the approved tariff rates in the intrastate access tariff of T-G, and
 - (c.) non-recurring and/or special construction charges as may be applicable to services or facilities requested by EKN.
- 4.3 Switched usage charges for the termination of EKN originated traffic interchanged with T-G and destined to points on the local exchange network will be on an access minutes of use basis. Such traffic destined to points within the local calling scope of the T-G central offices serving EKN will be at the rate of:
- Switched Usage Rate: \$0.0150
- 4.4 In the event that terminating access minutes cannot be measured, either on a temporary or permanent basis, the Parties will negotiate an assumed monthly minutes of use for purposes of Paragraph 4.2.
- 4.5 Monthly recurring charges, non-recurring charges and special construction charges for connecting trunks, special construction and other services and facilities as requested by EKN, will be invoiced to EKN at tariff or other applicable rates in accordance with normal T-G billing procedures. The charges for connecting trunks within the EAB are shown on Exhibit No. 1, attached hereto and made a part hereof.

- 4.6 Exhibits to the Agreement may be added, deleted or modified as necessary to reflect changes in facilities requested, central office connections or changes in approved tariff rates.

5. DEPOSIT

Since EKN has established a satisfactory credit rating with T-G, no deposit will be required for Service provided pursuant to this Agreement.

6. BILLING AND PAYMENT

- 6.1 T-G will submit to EKN, no later than the tenth (10th) day of each month an invoice for the Service provided hereunder for the proceeding month pursuant to the rates and charges contained in Paragraph 4.
- 6.2 Payment is due upon receipt of invoice and considered past due in not received within thirty (30) days of the invoice date.
- 6.3 A delinquent charge of twelve percent (12%) per annum will be imposed on undisputed amounts past due.

7. MISCELLANEOUS

- 7.1 The performance of the Parties under this Agreement shall be excused by labor difficulties, governmental orders, civil commotions, acts of God and other circumstances beyond the reasonable control of the Parties.
- 7.2 Each Party agrees to indemnify and hold harmless the other Party for libel, slander, copyright, trademark or patent infringement arising from the provision of Service hereunder and claims for injuries or damages for the negligent or willful actions of the employees, agents, contractors or representatives of the indemnifying Party.
- 7.3 All information furnished by one Party to the other and identified as confidential by the furnishing Party, will not be distributed, provided or disclosed by the other Party except by order of a court or regulatory body of competent jurisdiction.
- 7.4 This Agreement may not be assigned by either Party without the written permission of the other Party, which shall not be unreasonably withheld.
- 7.5 All notices, demands, or requests which may be given by one Party to the other under this Contract (other than trouble reports and notice of interruption

pursuant to Paragraph 3) shall be in writing and shall be deemed to have been duly given on the date delivered in person or deposited, postage, prepaid, in the United States Mail via certified mail return receipt requested, or sent via telex, telefax or cable, and addressed as follows:

Thacker-Grigsby Telephone Company, Inc.
P.O. Box 789
Hindman, KY 41822

And to EKN, addressed as follows:

East Kentucky Network, LLC d/b/a Appalachian Wireless
P.O. Box 405
Prestonsburg, KY 41653

8. TERMINATION

- 8.1 The initial term of this Agreement shall be for one (1) year beginning with the effective date shown above and shall automatically renew for successive one (1) year terms unless terminated by either party upon sixty (60) days written notice prior to the expiration of any term, or as otherwise provided herein.
- 8.2 This Agreement shall terminate immediately upon the suspension, revocation or termination of the license or other authorization of EKN to provide Commercial Mobile Radio Services in the geographic area of T-G.
- 8.3 This Agreement may be terminated by T-G upon not less than thirty (30) days written notice to EKN, for failure to pay undisputed amounts past due T-G pursuant to the provisions of this Agreement.
- 8.4 This Agreement may be terminated at any time mutual consent of both Parties and written notification thereof.

IN WITNESS WHEREOF, the Parties hereto execute this Agreement on
this 14 day of July, 2004.

East Kentucky Network, LLC
d/b/a Appalachian Wireless

By: Laura Phipps

Printed: Laura Phipps

Title: General Manager

Thacker-Grigsby Telephone
Company, Inc.

By: William K. Grigsby

Printed: William K. Grigsby

Title: Assistant Manager

2

20080815.025.6

INTERCONNECTION AGREEMENT FOR TRANSPORT
AND
TERMINATION OF TRAFFIC
("CMRS-LEC AGREEMENT")

Between

Thacker-Grigsby Telephone Company, Inc.

and

New Cingular Wireless PCS, LLC, d/b/a AT&T Mobility,
Cincinnati SMSA Limited Partnership
d/b/a AT&T Mobility-Cincinnati SMSA,
and American Cellular, LLC
d/b/a AT&T Mobility-American Cellular

Pursuant to the Interconnection Agreement for Transport and Termination of Telecommunications Traffic (CMRS-LEC Agreement)

This Appendix specifies the rates for the Transport and Termination of traffic delivered by one Party to the network of the other Party pursuant to the Agreement as follows:

1. CHARGES FOR TRANSPORT, TERMINATION AND TANDEM SWITCHING for Subject Traffic: \$0.009581 / MOU

2. Charges for Access Transport, Access Termination and Access Tandem Switching for Inter-MTA Traffic:

Current LEC access tariffs in the proper jurisdiction apply.

3. Special Access Connecting Facilities:

Pursuant to Sections 5.2-5.3 of the Agreement, LEC will charge CMRS Provider special access rates pursuant to LEC's effective intrastate access tariff for the connecting facilities.

LEC will credit CMRS Provider for its portion of special access transport as provided in this Agreement.

Approved and executed this 23rd day of October, 2008.

Thacker-Grigsby Telephone Company, Inc.

New Cingular Wireless PCS, LLC d/b/a AT&T Mobility, Cincinnati SMSA Limited Partnership d/b/a AT&T Mobility-Cincinnati SMSA, and American Cellular, LLC d/b/a AT&T Mobility-American Cellular

By: William K. Grigsby

By: William H. Brown

Printed: William K. Grigsby

Printed: William H. Brown

Title: Vice President/General Manager

Title: Sr. Contract Mgr.

3

INTERCONNECTION AGREEMENT FOR TRANSPORT
AND
TERMINATION OF TRAFFIC
("CMRS-LEC AGREEMENT")

RECEIVED

NOV 14 2008

PUBLIC SERVICE
COMMISSION

Between

Thacker-Grigsby Telephone Company, Inc.

and

Sprint Spectrum, L.P.

Pursuant to the Interconnection Agreement for Transport and Termination of Telecommunications Traffic (CMRS-LEC Agreement)

This Appendix specifies the rates for the Transport and Termination of traffic delivered by one Party to the network of the other Party pursuant to the Agreement as follows:

1. CHARGES FOR TRANSPORT, TERMINATION AND TANDEM SWITCHING for Subject Traffic: \$0.009581 / MOU

2. Charges for Access Transport, Access Termination and Access Tandem Switching for Inter-MTA Traffic:

Current LEC access tariffs in the proper jurisdiction apply.

3. Special Access Connecting Facilities:

Pursuant to Sections 5.2-5.3 of the Agreement, LEC will charge CMRS Provider special access rates pursuant to LEC's effective intrastate access tariff for the connecting facilities.

LEC will credit CMRS Provider for its portion of special access transport as provided in this Agreement.

Approved and executed this 5th day of November, 2008.

Thacker-Grigsby Telephone Company, Inc.

By: William K. Grigsby

Printed: William K. Grigsby

Title: V.P. / General Manager

Sprint Spectrum, L.P.

By: Gary B. Lindsey

Printed: Gary B. Lindsey

Title: Director, Access Solutions

4

INTERCONNECTION AGREEMENT FOR TRANSPORT
AND
TERMINATION OF TRAFFIC
("CMRS-LEC AGREEMENT")

Between

Thacker-Grigsby Telephone Company, Inc.

and

PowerTel/Memphis, Inc. and T-Mobile Central LLC

Appendix B
Schedule of Charges
Pursuant to the Interconnection Agreement for Transport and Termination of
Telecommunications Traffic (CMRS-LEC Agreement)

This Appendix specifies the rates for the Transport and Termination of traffic delivered by one Party to the network of the other Party pursuant to the Agreement as follows:


- 1. **CHARGES FOR TRANSPORT, TERMINATION AND TANDEM SWITCHING for Subject Traffic: \$0.009581 / MOU**
- 2. **Charges for Access Transport, Access Termination and Access Tandem Switching for Inter-MTA Traffic:**
Current LEC access tariffs in the proper jurisdiction apply.
- 3. **Special Access Connecting Facilities:**

Pursuant to Sections 5.2-5.3 of the Agreement, LEC will charge CMRS Provider special access rates pursuant to LEC's effective intrastate access tariff for the connecting facilities.



LEC will credit CMRS Provider for its portion of special access transport as provided in this Agreement.

Approved and executed this 21st day of May, 2008.

Thacker-Grigsby Telephone Company, Inc.

By: 
Printed: John E. Selent
Title: Attorney-in-Fact

Powertel/Memphis, Inc. and T-Mobile Central LLC

By: 
Printed: Dave Mayo
Title: Vice President - Engineering
Finance, Strategy & Development
T-Mobile Legal Approval By:

5-19-08

5

INTERCONNECTION AGREEMENT FOR TRANSPORT
AND
TERMINATION OF TRAFFIC
("CMRS-LEC AGREEMENT")

Between

Thacker-Grigsby Telephone Company, Inc.

and

Verizon Wireless

Pursuant to the Interconnection Agreement for Transport and Termination of
Telecommunications Traffic (CMRS-LEC Agreement)

This Appendix specifies the rates for the Transport and Termination of traffic delivered by one
Party to the network of the other Party pursuant to the Agreement as follows:

**1. CHARGES FOR TRANSPORT, TERMINATION AND TANDEM SWITCHING for Subject
Traffic: \$0.009581 / MOU**

**2. Charges for Access Transport, Access Termination and Access Tandem Switching for
Inter-MTA Traffic:**

Current LEC access tariffs in the proper jurisdiction apply.

3. Special Access Connecting Facilities:

Pursuant to sections 5.2-5.3 of the Agreement, LEC will charge CMRS Provider special access
rates pursuant to LEC's effective intrastate access tariff for the connecting facilities.

LEC will credit CMRS Provider for its portion of special access transport as provided in this
Agreement.

Approved and executed this 21st day of May, 2007/2008

Cellco Partnership d/b/a Verizon Wireless,
GTE Wireless of the Midwest Incorporated,
and Kentucky RSA No. 1 Partnership

By: Beth Ann Drohan 12/3/07

Printed: Beth Ann Drohan

Title: Area Vice President - Network

Thacker-Grigsby Telephone Company, Inc.

By: [Signature]

Printed: John E. Selen

Title: attorney-in-fact

AT&T

REQUEST NO. 9: What rate(s) do you charge for termination of VoIP calls originated by VoIP providers?

OBJECTION: This request is overbroad and unduly burdensome, and seeks information that is not reasonably calculated to lead to the discovery of admissible evidence. The RLECs are not always aware when other carriers may be sending them VoIP calls originated by VoIP providers. Local traffic is typically addressed by an interconnection agreement, and any such interconnection agreements are filed with and approved by the Commission. Moreover, volumes and billings related to local traffic are irrelevant to the subject matter of this proceeding. Without waiving these objections, the RLECs respond as follows.

Respondent: Kimberly Jones, Accounting Supervisor, Thacker-Griggsby Telephone Company, Inc.

Response: Traffic is billed as access to the Company responsible for the trunk group, with the exception of AT&T for which MOUs are adjusted for CMR traffic.

AT&T

REQUEST NO. 10: How many Lifeline access lines were provided by you for 2010 and for 2011 most recent data available?

OBJECTION: This request is overly broad, unduly burdensome, and is not reasonably calculated to lead to the discovery of admissible evidence. Moreover, the number of Lifeline lines provided by an RLEC is irrelevant to the subject matter of this proceeding. The data sought is competitively sensitive and **HIGHLY CONFIDENTIAL**. Without waiving these objections, the RLECs respond as follows.

Respondent: **Kimberly Jones, Accounting Supervisor, Thacker-Grigsby Telephone Company, Inc.**

Response: 2010 6 [REDACTED]
2011 6 [REDACTED]

AT&T

REQUEST NO. 11: For each year from 2001 through 2010, and for 2011 most recent data available, provide, and in (a) thru (d) specifically identify and group the revenues in a matrix by (1) type of provider (CLEC/ILEC, mobile wireless services provider, cable VoIP services provider, and non-cable VoIP services provider), and by (2) each rate element billed. Please identify separately (if any) revenues from your non-ILEC affiliates.

(a) Total *intrastate, terminating* switched access revenues billed (including non-traffic sensitive revenues) and MOUs;

(b) Total *intrastate, originating* switched access revenues billed (including non-traffic sensitive revenues) and MOUs;

(c) Total *interstate, terminating* switched access revenues billed (including non-traffic sensitive revenues) and MOUs;

(d) Total *interstate, originating* switched access revenues billed (including non-traffic sensitive revenues) and MOUs;

(e) Please provide the work papers for the rate elements, volumes, revenues and associated calculations for (a) through (d) above in electronic/Excel format. Please specify the unit of measure for each rate element (e.g., MOU, circuit/month, line message, etc.). If the billing basis is not MOU, please provide the relevant quantities associated with each rate element.

OBJECTION: This request is overly broad and unduly burdensome insofar as it seeks data for 11 years (most of which is not readily available), seeks segregation of data in a manner not kept by the RLECs in the ordinary course of business, and relates to information that is publicly filed with and approved by the Commission and/or the FCC. Moreover, this request seeks information not reasonably calculated to lead to the discovery of admissible evidence insofar as it seeks information regarding interstate revenues. The RLECs also object to the extent that this request seeks information regarding any affiliates that are not a party to this proceeding. The data sought is competitively sensitive and **HIGHLY CONFIDENTIAL**. Without waiving these objections, the RLECs respond as follows.

Respondent: **Kimberly Jones, Accounting Supervisor, Thacker-Griggsby Telephone Company, Inc.**

Response: **(a) Data not readily available.**

(b) Data not readily available.

(c) Data not readily available.

(d) Data not readily available.

(e) Data not readily available.

AT&T

REQUEST NO. 12: For 2010, and for 2011 most recent data available, for you and your non-ILEC affiliates (if any), please provide the following:

- (a) Total Kentucky *intrastate* originating and terminating switched MOUs and access expenditures paid to other providers (*i.e.*, ILECs and CLECs, excluding payments to any of your affiliates). Please provide payments to each carrier and group by ILECs and CLECs separately;
- (b) Total Kentucky *interstate* originating and terminating switched MOUs and access expenditures paid to other providers (*i.e.*, ILECs, and CLECs, excluding any of your affiliates). Please provide payments to each carrier and group by ILECs and CLECs separately.
- (c) Please respond to (a) and (b) for the traffic (excluded above) between you and your Kentucky affiliates.

OBJECTION: This request is overly broad and unduly burdensome insofar as it seeks data in a manner not kept by the RLECs in the ordinary course of business. Moreover, this request seeks information not reasonably calculated to lead to the discovery of admissible evidence insofar as it seeks information regarding interstate traffic. The RLECs also object to the extent that this request seeks information regarding any affiliates that are not a party to this proceeding. The data sought is competitively sensitive and HIGHLY CONFIDENTIAL. Without waiving these objections, the RLECs respond as follows.

Respondent: Kimberly Jones, Accounting Supervisor, Thacker-Griggsby Telephone Company, Inc.

Response: Not applicable.

AT&T

REQUEST NO. 13: Please provide separate estimates of the percentage of terminating intercarrier traffic you and your parent companies and affiliates receive both in Kentucky and nationwide that lacks sufficient call detail or signaling information to either (a) identify the carrier financially responsible for intercarrier charges or (b) apply the proper compensation regime for interstate access, intrastate access, and reciprocal compensation (such traffic is generally and collectively known as “phantom traffic”.)

OBJECTION: This request is overly broad and unduly burdensome insofar as it seeks data in a manner not kept by the RLECs in the ordinary course of business. The RLECs also object to the extent that this request seeks information regarding any affiliates that are not a party to this proceeding. The data sought is competitively sensitive and **HIGHLY CONFIDENTIAL**. Without waiving these objections, the RLECs respond as follows.

Respondent: **Kimberly Jones, Accounting Supervisor, Thacker-Griggsby Telephone Company, Inc.**

Response: **No estimate.**

AT&T

REQUEST NO. 14: What is your practice for determining the intercarrier compensation applicable to traffic that lacks sufficient information to otherwise identify the traffic's proper intercarrier compensation regime? Cite all your intrastate and interstate tariffs, interconnection agreements, or other relevant sources that determine what intercarrier compensation scheme should apply to such traffic.

OBJECTION: This request is unduly burdensome, as well as vague and ambiguous, insofar as it does not specify the manner in which unidentifiable traffic has been delivered to the RLECs, and given the multitude of manners in which traffic of this nature could be delivered (including, perhaps, without the RLECs even knowing it is being delivered), it is impossible to describe how the traffic may be jurisdictionalized, as each instance would likely be reviewed by the RLECs on a case-by-case basis to determine the appropriate and consistent categorization of such traffic. Without waiving these objections, the RLECs respond as follows.

Respondent: **Kimberly Jones, Accounting Supervisor, Thacker-Griggsby Telephone Company, Inc.**

Response: **The Company bills for all traffic based on the trunk group used to deliver it.**

AT&T

REQUESTNO.15: Please provide your estimate of the percentage of your terminating intercarrier traffic, both for traffic sent or received by you in Kentucky, for which the compensation regime (interstate access, intrastate access, or reciprocal compensation) is mischaracterized.

OBJECTION: This request is unduly burdensome, as well as vague and ambiguous, insofar as it does not specify the manner in which unidentifiable traffic has been delivered to the RLECs or mischaracterized by the originating or delivering carrier. Given the multitude of manners in which traffic of this nature could be delivered (including, perhaps, without the RLECs even knowing it is being delivered) or mischaracterized, it is impossible to formulate a response to this request. The data sought is competitively sensitive and HIGHLY CONFIDENTIAL. Without waiving these objections, the RLECs respond as follows.

Respondent: **Kimberly Jones, Accounting Supervisor, Thacker-Grigsby Telephone Company, Inc.**

Response: **Thacker-Grigsby believes that AT&T (fka BellSouth) is the primary source for the delivery of this type of traffic. Thacker-Grigsby believes that AT&T, not Thacker-Grigsby is better positioned to answer and support a response to this question.**

AT&T

REQUEST NO. 16: Have you, your parent companies and/or affiliates filed any appeals of FCC Order that established your interstate switched access rates?

OBJECTION: Moreover, this request seeks information not reasonably calculated to lead to the discovery of admissible evidence insofar as it seeks information regarding interstate traffic. This request is overly broad and unduly burdensome insofar as the RLECs may not have kept detailed records of the appellate actions of the various national organizations with which they are associated. This request is also unduly burdensome because, in the event there are any such appeals, those appeals would be matters of public record. The RLECs also object to the extent that this request seeks information regarding any affiliates that are not a party to this proceeding. Without waiving these objections, the RLECs respond as follows.

Respondent: **Kimberly Jones, Accounting Supervisor, Thacker-Griegsby Telephone Company, Inc.**

Response: **No.**

AT&T

REQUEST NO. 17: Have you ever made a claim or appeal in any forum that your existing interstate switched access rates are not compensatory or are confiscatory? Please list every instance where such claim or appeal was made, provide all evidence supporting such claim, and indicate the result of the related challenge or appeal (if any)?

OBJECTION: This request seeks information not reasonably calculated to lead to the discovery of admissible evidence insofar as it seeks information regarding interstate traffic. This request is overly broad and unduly burdensome insofar as the RLECs may not have kept detailed records of the appellate actions of the various national organizations with which they are associated. This request is also unduly burdensome because, in the event there are any such claims or appeals, those claims or appeals would be matters of public record. It would be unduly burdensome to require the production of "all evidence supporting such claim," in any event, even if there have been any such claims/appeals. Without waiving these objections, the RLECs respond as follows.

Respondent: **Kimberly Jones, Accounting Supervisor, Thacker-Gri格斯by Telephone Company, Inc.**

Response: **No.**

AT&T

REQUEST NO. 18: Regarding the origination and termination of landline toll traffic in Kentucky:

- (a) Does the function provided by you for interstate originating and terminating switched access service materially differ from the functionality provided for your intrastate originating and terminating switched access service? If so, identify and describe each material difference in detail, and quantify the cost difference caused by each purported material difference.
- (b) Does the functionality you use to provide terminating switched access services, either for interstate or intrastate toll calls, materially differ from the functionality you use to provide local call termination for which either the FCC adopted reciprocal compensation charge or local interconnection charge applies? If so, identify and describe each material difference in detail, and quantify the cost difference caused by each purported material difference.
- (c) Does the function you perform to provide terminating switched access services, either for interstate or intrastate calls, materially differ from the function you use to terminate VOIP originated calls? If so, identify and describe each material difference, and quantify the cost difference caused by each purported material difference.
- (d) Does the function you perform to provide terminating switched access services, either for interstate or intrastate calls, materially differ from the function you use to terminate intraMTA wireless calls, either interstate or intrastate? If so, identify and describe each material difference, and quantify the cost difference caused by each purported material difference.

OBJECTION: This request is overly broad and is not reasonably calculated to lead to the discovery of admissible evidence. This request seeks information regarding the RLECs interstate access rates, which are irrelevant to the subject matter of this proceeding. Moreover, inter- and intrastate access rates are not comparable because interstate services involve explicit cost recovery mechanisms outside of the rate, while intrastate services include cost recovery within the rate itself. This request is also vague and ambiguous insofar as the meanings of the different phrases “function provided by you,” “functionality you use to provide,” and “function you perform” are unclear. Without waiving these objections, the RLECs respond as follows.

Respondent: **Kimberly Jones, Accounting Supervisor, Thacker-Gri gsby Telephone Company, Inc.**

Response:
(a) No.
(b) No.
(c) No.
(d) No.

AT&T

REQUESTNO.19: Do you or any of your parent companies or affiliates in any other state mirror your interstate and intrastate access rates or any individual rate elements? Also, are you subject to any future mirroring (e.g., by an order that requires phased-in mirroring)?

- (a) Please list all states where you or an affiliate company mirror these rates or rate elements;
- (b) Please describe and identify (by docket number, relevant statute section, or other similar type of identifier) the proceedings or legislation that led you or an affiliate entity to mirror these rates and list the applicable docket numbers or code citations;
- (c) Please state whether you or your affected affiliate entity appealed any order of any state commission or challenged any statute involved in (a) or (b) above. If yes, identify each appeal or challenge.
- (d) If the answer to (c) indicates “yes,” what was the result of the related appeal or challenge?

OBJECTION: This request is overly broad, unduly burdensome, and seeks information that is not reasonably calculated to lead to the discovery of admissible evidence insofar as it seeks information related to other states. The RLECs also object to the extent that this request seeks information regarding any affiliates that are not a party to this proceeding. Moreover, the word “mirror” is unduly vague and ambiguous in the context of complicated access reform plans. Moreover, any appeals sought in subsection (c) are matters of public record, for which it would be unduly burdensome for the RLECs to respond. This request is overly broad and unduly burdensome insofar as the RLECs may not have kept detailed records of the appellate actions of the various national organizations with which they are associated. Without waiving these objections, the RLECs respond as follows.

Respondent: **Kimberly Jones, Accounting Supervisor, Thacker-Gri格斯by Telephone Company, Inc.**

Response: **No.**
No.
(a) Not applicable.
(b) Not applicable.
(c) Not applicable.
(d) Not applicable.

AT&T

REQUEST NO. 20: Have you ever filed a pleading with the FCC indicating your support for a unified interstate and intrastate rate? If yes, provide such filing or a citation to obtain the document if publicly available.

OBJECTION: This request seeks information not reasonably calculated to lead to the discovery of admissible evidence insofar as it seeks information regarding interstate traffic. This request is overly broad and unduly burdensome insofar as the RLECs may not have kept detailed records of the FCC actions of the various national organizations with which they are associated. This request is also unduly burdensome because, in the event there are any such FCC actions, those claims or appeals would be matters of public record. Without waiving these objections, the RLECs respond as follows.

Respondent: **Kimberly Jones, Accounting Supervisor, Thacker-Griegsby Telephone Company, Inc.**

Response: **No.**

AT&T

REQUEST NO. 21: Do you provide intrastate toll and interstate toll services in Kentucky? If not, do you have an affiliate that provides those services? If so, provide the names of the affiliate and the type of service they provide.

OBJECTION: This request seeks information not reasonably calculated to lead to the discovery of admissible evidence insofar as it seeks information regarding interstate traffic. The RLECs also object to the extent that this request seeks information regarding any affiliates that are not a party to this proceeding. Without waiving these objections, the RLECs respond as follows.

Respondent: **Kimberly Jones, Accounting Supervisor, Thacker-Grigsby Telephone Company, Inc.**

Response: **Thacker-Grigsby Telephone Co., Inc. provides intrastate and interstate toll services in Kentucky.**

AT&T

REQUEST NO. 22: For each year from 2001 through 2010, and for 2011 most recent data available, for you and your affiliate (if any), please provide the following :

- (a) Total Kentucky *intrastate* toll MOUs and revenues;
- (b) Total Kentucky *interstate* toll MOUs and revenues

OBJECTION: This request is overly broad and unduly burdensome insofar as it seeks data for 11 years, most of which is not readily available. This request is also not reasonably calculated to lead to the discovery of admissible evidence insofar as it seeks data related to interstate traffic, which is irrelevant to the subject matter of this proceeding. The RLECs also object to the extent that this request seeks information regarding any affiliates that are not a party to this proceeding. The data sought is competitively sensitive and **HIGHLY CONFIDENTIAL**. Without waiving these objections, the RLECs respond as follows.

Respondent: Kimberly Jones, Accounting Supervisor, Thacker-Grisby Telephone Company, Inc.

Response:	(a)	Intrastate toll MOUs	Intrastate revenues
		2001-2005 not available	2001-2005 not available
		2006 4	2006 \$4
		2007 4	2007 \$4
		2008 4	2008 \$3
		2009 4	2009 \$3
		2010 3	2010 \$3
		YTD 2011 1,	YTD 2011 \$1
	(b)	Interstate toll MOUs	Interstate revenues
		2001-2005 not available	2001-2005 not available
		2006 9	2006 \$1
		2007 9	2007 \$1
		2008 9	2008 \$9
		2009 8	2009 \$9
		2010 8	2010 \$8
		YTD 2011 27	YTD 2011 \$2

AT&T

REQUEST NO. 23: Do you have any elasticity studies for local toll services? If so, please produce copies of those.

OBJECTION: This request is overly broad and unduly burdensome insofar as it seeks data related to local or interstate traffic. The phrase “elasticity studies for local or toll services” is also vague and ambiguous. The RLECs also object to the extent that this request seeks information regarding any affiliates that are not a party to this proceeding. The data sought is competitively sensitive and HIGHLY CONFIDENTIAL. Without waiving these objections, the RLECs respond as follows.

Respondent: **Kimberly Jones, Accounting Supervisor, Thacker-Grisby Telephone Company, Inc.**

Response: **No.**

AT&T

REQUEST NO. 24: Provide the total amount of revenues and volumes for retail vertical services for each year from 2001 through 2010, and for 2011 most recent data available.

OBJECTION: This request is overly broad and unduly burdensome insofar as it seeks data for 11 years, most of which is not readily available, and insofar as it seeks data related to local or interstate traffic. The term “retail vertical services” is also vague and ambiguous. The data sought is competitively sensitive and HIGHLY CONFIDENTIAL. Without waiving these objections, the RLECs respond as follows.

Respondent: **Kimberly Jones, Accounting Supervisor, Thacker-Griegsby Telephone Company, Inc.**

Response:	2006	not available.
	2007	not available.
	2008	not available.
	2009	not available.
	2010	not available.
	YTD 2011	not available.

AT&T

REQUEST NO. 25: Provide a schedule reflecting your local rates for residential and business customers by rate group from 1985 to the present.


OBJECTION: This request is overly broad, unduly burdensome, and is not reasonably calculated to lead to the discovery of admissible evidence insofar as it seeks 26 years of data regarding local service. The RLECs further object that their local rates are filed with and approved by the Commission. Without waiving these objections, the RLECs respond as follows.

Respondent: **Kimberly Jones, Accounting Supervisor, Thacker-Grigsby Telephone Company, Inc.**

Response: **Residential–1985-present–all exchanges
\$5.74**

**Business–1985-present–all exchanges
\$9.16**

Respectfully submitted,

A handwritten signature in black ink, consisting of several overlapping loops and a horizontal line extending to the left.

John E. Selent

Edward T. Depp

Stephen D. Thompson

DINSMORE & SHOHL LLP

101 South Fifth Street

2500 National City Tower

Louisville, Kentucky 40202

(502) 540-2300 (Telephone)


(502) 585-2207 (Facsimile)

Counsel to the RLECs

VERIFICATIONPAGEFOLLOW

CERTIFICATE OF SERVICE

In accordance with Ordering Paragraph No. 5 of the Commission's March 10, 2011 Order, this is to certify that the Thacker Grigsby's June 10, 2011 electronic filing is a true and accurate copy of the documents to be filed in paper medium; that the electronic filing has been transmitted to the Commission on June 10, 2011; that an original and one copy of the filing will be delivered to the Commission on June 10, 2011; and that, on June 10, 2011, electronic mail notification of the electronic filing will be provided through the Commission's electronic filing system.

A handwritten signature in black ink, consisting of several loops and a horizontal line extending to the right.

Counsel to the RLECs

856905v1

856905v1