

COMMONWEALTH OF KENTUCKY
BEFORE THE PUBLIC SERVICE COMMISSION

In the Matter of:

AN INVESTIGATION INTO THE)	ADMINISTRATIVE
INTRASTATE SWITCHED ACCESS RATES)	CASE NO.
OF ALL KENTUCKY INCUMBENT AND)	2010-00398
COMPETITIVE LOCAL EXCHANGE)	
CARRIERS)	

HIGHLAND TELEPHONE'S RESPONSE TO MAY 2, 2011 DATA REQUESTS

Highland Telephone Cooperative, Inc., by counsel, and pursuant to the March 10, 2011 procedural order (the "Order") entered by the Public Service Commission of the Commonwealth of Kentucky (the "Commission") in this matter, hereby respond to the following initial data requests propounded upon it by Verizon,¹ Windstream,² TWTC/Level3/PAETEC,³ and AT&T.⁴

Responses to these data requests are contained in the following sections of this document, with each section being numbered in accordance with the served requests.

- **Section I: May 2, 2011 Data Requests from Verizon** ;
- **Section II: May 2, 2011 Data Requests from Windstream** ;
- **Section III: May 2, 2011 Data Requests from TWTC/Level3/PAETEC** ; and
- **Section IV: May 2, 2011 Data Requests from AT&T.**

¹ MCI metro Transmission Access Transmission Services, LLC d/b/a Verizon Access Transmission Services, MCI Communications Services, Inc. d/b/a Verizon Business Services, Bell Atlantic Communications, Inc. d/b/a Verizon Long Distance, NYNEX Long Distance Company d/b/a Verizon Enterprise solutions, TTI National, Inc., Teleconnect Long Distance Service & Systems d/b/a Telecom*USA and Verizon Select Services, Inc. (collectively, "Verizon").

² Windstream Kentucky East, LLC and Windstream Kentucky West, LLC (collectively, "Windstream").

³ tw telecom, llc, Level 3 Communications, LLC, and U.S. LEC of Tennessee L.L.C. d/b/a PAETEC Business Services (collectively, "TWTC/Level3/PAETEC").

⁴ Bell South Telecommunications, Inc. d/b/a AT&T Kentucky, AT&T Communications of the South Central States, LLC, Bell South Long Distance, Inc. d/b/a AT&T Long Distance Service, and TCG Ohio (collectively, "AT&T").

I.

MAY2,2011DATAREQUESTSFROMVERIZON

VERIZON

REQUEST NO. 1: Please identify the last time your Kentucky intrastateswitched access rates were changed and the proceeding in which they were changed. If the change was pursuant to a tariff filing and not a formal proceeding, please identify the tariff filing. If your Kentucky intrastateswitched access rates have remained constant since initially being established, please identify the date and the proceeding in which they were established.

OBJECTION: This request is overly broad, unduly burdensome, and is not reasonably calculated to lead to the discovery of admissible evidence. This request seeks publicly available information contained in Commission orders or tariffs filed with and approved by the Commission. Such information speaks for itself. Without waiving these objections, the RLEC responds as follows.

Respondent: David Crawford, Access Service Manager, Highland Telephone Cooperative, Inc.

Response: The Company's intrastateswitched access rates were last changed on November 1, 1999 pursuant to tariff filing TFS 1999-01105.

VERIZON

REQUESTNO.2: Please identify all of the rate elements in your current Kentucky intrastate switched access rates, including but not limited to any Carrier Common Line (“CCL”) rate element.

OBJECTION: The RLECs object that this request seeks publicly available information contained in Commission orders or tariffs filed with and approved by the Commission. Such information speaks for itself. Without waiving the separate objections, the RLECs respond as follows.

Respondent: **David Crawford, Access Service Manager, Highland Telephone Cooperative, Inc.**

Response: **NTSR(Non-Traffic Sensitive Revenue)
Info Surcharge(per 100 MOU)-Originating+Terminating
Local Switching-Originating+Terminating
800 DBQ Basic
800 DBQ Vertical Features
RIC-Tandem Originating+Terminating
Tandem Switched Facility
Tandem Switched Termination
Tandem Switching Originating+Terminating
Direct Trunked Facility(VG Two-Wire)
Direct Trunked Termination(VG Two-Wire)
Entrance Facility(VG Two-Wire)
Direct Trunked Facility(VG Four-Wire)
Direct Trunked Termination(VG Four-Wire)
Entrance Facility(VG Four-Wire)
Direct Trunked Facility(DS1)
Direct Trunked Termination(DS1)
Entrance Facility(DS1)
Direct Trunked Facility(DS3)
Direct Trunked Termination(DS3)
Entrance Facility(DS3)
Direct Trunked Facility(OC3)
Direct Trunked Termination(OC3)
Entrance Facility(OC3)
Direct Trunked Facility(OC12)
Direct Trunked Termination(OC12)
Entrance Facility(OC12)
Multiplexing DS3 to DS1
Multiplexing DS1 to Voice
Customer Node OC3
Customer Node OC12
Customer Premises Port OC3**

CustomerPremisesPortSTS-1
CustomerPremisesPortDS3
CustomerPremisesPortDS1
Add/DropMultiplexing-PerPortOC3
Add/DropMultiplexing-PerPortDS3
Add/DropMultiplexing-PerPortDS1

VERIZON

REQUEST NO. 3: Please identify your intrastate and interstate rate associated with each rate element identified in Request No. 2.

OBJECTION: This request is overly broad, unduly burdensome, and is not reasonably calculated to lead to the discovery of admissible evidence. To the extent that this request seeks information regarding the RLECs interstate rates, such request is irrelevant to the subject of this proceeding. This request seeks publicly available information contained in Commission orders or tariffs filed with and approved by the Commission. This request further seeks publicly available information contained in tariffs filed with and approved by the Federal Communications Commission ("FCC"). Without waiving these objections, the RLECs respond as follows.

Respondent: David Crawford, Access Service Manager, Highland Telephone Cooperative, Inc.

Response:	<u>Intrastate</u>	<u>Interstate</u>
NTSR (Non-Traffic Sensitive Revenue)	\$8.80	N/A
Info Surcharge (per 100 MOU) - Originating + Terminating	\$0.016100	\$0.038000
Local Switching - Originating + Terminating	\$0.021178	\$0.011069
800 DBQ Basic	\$0.005400	\$0.005400
800 DBQ Vertical Features	\$0.005900	\$0.006000
RIC - Tandem Originating + Terminating	\$0.012515	N/A
Tandem Switched Facility	\$0.000189	\$0.000237
Tandem Switched Termination	\$0.000933	\$0.001232
Tandem Switching Originating + Terminating	\$0.003507	\$0.003117
Direct Trunked Facility (VG Two-Wire)	\$2.70	\$3.40
Direct Trunked Termination (VG Two-Wire)	\$27.08	\$34.10
Entrance Facility (VG Two-Wire)	\$37.83	\$47.64
Direct Trunked Facility (VG Four-Wire)	\$2.70	\$3.40
Direct Trunked Termination (VG Four-Wire)	\$27.08	\$34.10
Entrance Facility (VG Four-Wire)	\$60.53	\$76.23
Direct Trunked Facility (DS1)	\$19.14	\$15.97
Direct Trunked Termination (DS1)	\$94.38	\$82.88
Entrance Facility (DS1)	\$176.82	\$233.16
Direct Trunked Facility (DS3)	\$131.77	\$139.15
Direct Trunked Termination (DS3)	\$525.64	\$532.21
Entrance Facility (DS3)	\$2,051.19	\$2,128.88

DirectTrunkedFacility(OC3)	\$140.00	\$148.58
DirectTrunkedTermination(OC3)	\$484.49	\$552.75
EntranceFacility(OC3)	\$1,361.19	\$2,165.36
DirectTrunkedFacility(OC12)	\$280.00	\$186.49
DirectTrunkedTermination(OC12)	\$1,807.00	\$1,203.50
EntranceFacility(OC12)	\$2,656.80	\$2,260.21
MultiplexingDS3toDS1	\$474.31	\$484.36
MultiplexingDS1toVoice	\$183.12	\$187.00
CustomerNodeOC3	\$495.00	\$502.80
CustomerNodeOC12	\$1,430.00	\$1,452.55
CustomerPremisesPortOC3	\$150.00	\$154.00
CustomerPremisesPortSTS-1	\$195.00	\$198.08
CustomerPremisesPortDS3	\$195.00	\$198.08
CustomerPremisesPortDS1	\$50.00	\$50.78
Add/DropMultiplexing-PerPortOC3	\$150.00	\$154.00
Add/DropMultiplexing-PerPortDS3	\$100.00	\$101.57
Add/DropMultiplexing-PerPortDS1	\$40.00	\$40.63

VERIZON

REQUEST NO. 4: Please identify the interstate and intrastate tariffs supporting the rates identified in Request No. 2.

OBJECTION: The RLEC object that this request is unduly burdensome because it seeks publicly available information contained in Commission orders or tariffs filed with and approved by the Commission. Without waiving these objections, the RLECs respond as follows.

Respondent: David Crawford, Access Service Manager, Highland Telephone Cooperative, Inc.

Response: The Company is an Issuing Carrier of the F.C.C No. 5 Interstate Access Service Tariff filed by the National Exchange Carrier Association (“NECA”), Inc. effective July 1, 2010.

The Company is an Issuing Carrier of the PSC KY No. 2A Intrastate Access Service Tariff filed by Duo County Telephone Cooperative Corporation, Inc. effective November 1, 1999.

VERIZON

REQUEST NO. 5: Please identify whether your Kentucky intrastate switched access rates contain any charges or other recovery for any Non-Traffic Sensitive Revenue Requirement (“NTSRR”). If so, please identify the rate or amount of your NTSRR charges, fully describe how they are assessed (e.g., on a monthly or per minute basis), and identify the intrastate switched access rate elements containing or reflecting any NTSRR charges or recovery.

OBJECTION: The RLECs object that this request is unduly burdensome because it seeks publicly available information contained in Commission orders or tariffs filed with and approved by the Commission. Without waiving these objections, the RLECs respond as follows.

Respondent: **David Crawford, Access Service Manager, Highland Telephone Cooperative, Inc.**

Response: **The Company developed an NTSR rate per terminating rated access minute by dividing its annual NTS Revenue Requirement by the total terminating rated access minutes for all customers.**

The monthly NTSR charge for each customer is determined by multiplying the NTSR rate per terminating rated access minute by each customer's monthly terminating rated access minutes.

The annual total of the monthly NTSR billing to each customer is adjusted to an amount that is equal to the Company's annual NTS Revenue Requirement multiplied by the customer's annual percent distribution.




VERIZON

REQUEST NO. 6: Please identify what percentage of your total Kentucky intrastate switched access revenues for each of 2008, 2009 and 2010 were derived from NTSSR charges or recovery.

OBJECTION: The data sought is competitively sensitive and **HIGHLY CONFIDENTIAL**. Without waiving these objections, the RLECs respond as follows.

Respondent: **David Crawford, Access Service Manager, Highland Telephone Cooperative, Inc.**

Response:

2008	5	
2009	7	
2010	7	

VERIZON

REQUEST NO. 7: Please identify what percentage of your total Kentucky intrastate revenues for each of 2008, 2009 and 2010 were derived from intrastate switched access charges.

OBJECTION: This request is overly broad and is not reasonably calculated to lead to the discovery of admissible evidence. The data sought is competitively sensitive and HIGHLY CONFIDENTIAL. Without waiving these objections, the RLECs respond as follows.

Respondent: David Crawford, Access Service Manager, Highland Telephone Cooperative, Inc.

Response:

2008	3	
2009	3	
2010	2	

VERIZON

REQUEST NO. 8: Please identify what percentage of your total revenues for each of 2008, 2009 and 2010 were derived from (i) intrastate switched access charges and (ii) interstate switched access charges.

OBJECTION: This request is overly broad and is not reasonably calculated to lead to the discovery of admissible evidence. To the extent that this request seeks information regarding the RLECs' interstate rates, such request is irrelevant to the subject of this proceeding. The data sought is competitively sensitive and HIGHLY CONFIDENTIAL. Without waiving these objections, the RLECs respond as follows.

Respondent: David Crawford, Access Service Manager, Highland Telephone Cooperative, Inc.

Response:

2008	(i)	33	(ii)	1
2009	(i)	2	(ii)	9
2010	(i)	2	(ii)	8




VERIZON

REQUEST NO. 9: Please identify what percentage of your total revenues for each of 2008, 2009 and 2010 were derived from the federal universal service fund.

OBJECTION: This request is overly broad and is not reasonably calculated to lead to the discovery of admissible evidence. To the extent that this request seeks information regarding the federal Universal Service Fund (“USF”), such request is irrelevant to the subject of this proceeding. The data sought is competitively sensitive and HIGHLY CONFIDENTIAL. Without waiving these objections, the RLECs respond as follows.

Respondent: **David Crawford, Access Service Manager, Highland Telephone Cooperative, Inc.**

Response:

2008	3	
2009	3	
2010	4	

VERIZON

REQUEST NO.10: Please identify the rate(s) you charge for basic local exchange service, as that term is defined by KRS 278.541(1).

OBJECTION: This request seeks publicly available information contained in Commission orders or tariffs filed with and approved by the Commission. Such information speaks for itself. Without waiving these objections, the RLECs respond as follows.

Respondent: David Crawford, Access Service Manager, Highland Telephone Cooperative, Inc.

Response:

Service type	Rate
<u>Residential</u>	
Lifeline Surcharge	\$0.08
TRS/TAP Surcharge	\$0.04
Basic Service	\$14.73
EUCL	<u>\$6.50</u>
	\$21.35
<u>Business(Single-Line)</u>	
Lifeline Surcharge	\$0.08
TRS/TAP Surcharge	\$0.04
Basic Service	\$23.98
EUCL	<u>\$6.50</u>
	\$30.60
<u>Business(Multi-Line)</u>	
Lifeline Surcharge	\$0.08
TRS/TAP Surcharge	\$0.04
Basic Service	\$23.98
EUCL	<u>\$9.20</u>
	\$33.30

VERIZON

REQUESTNO.11: Please identify the total number of access lines you had in Kentucky as of December 31, 2008, December 31, 2009 and December 31, 2010.

OBJECTION: The data sought is competitively sensitive and HIGHLY CONFIDENTIAL. Without waiving these objections, the RLECs respond as follows.

Respondent: David Crawford, Access Service Manager, Highland Telephone Cooperative, Inc.

Response:

as of December 31, 2008	6,74	██████████
as of December 31, 2009	6,4	██████████
as of December 31, 2010	6,0	██████████

II.

**MAY2,2011DATAREQUESTSFROM
WINDSTREAMKENTUCKYEASTANDWINDSTREAMKENTUCKYWEST**

WINDSTREAM

REQUEST NO. 1 : Please provide unredacted copies of Exhibits 1-14 to your comments filed in this docket on April 15, 2011.

OBJECTION: The data sought has already been filed with the Commission. The data sought is competitively sensitive and **HIGHLY CONFIDENTIAL**. Without waiving these objections, the RLECs respond as follows.

Respondent: **David Crawford, Access Service Manager, Highland Telephone Cooperative, Inc.**

Response: **See the objection above.**

III.

**MAY2,2011DATAREQUESTSFROMTWC,
LEVEL3COMMUNICATIONS,ANDPAETEC**

TWTC/LEVEL3/PAETEC

REQUESTNO.1: State yours switched access minutes, by month, for the past five years.

OBJECTION: This request is overly broad, unduly burdensome, and is not reasonably calculated to lead to the discovery of admissible evidence. It is also vague and ambiguous in that it states no federal or state jurisdiction for the switched access minutes. The data sought is competitively sensitive and **HIGHLY CONFIDENTIAL**. Without waiving these objections, the RLECs respond as follows.

Respondent: **David Crawford, Access Service Manager, Highland Telephone Cooperative, Inc.**

Response: **Switched access minutes by month:**

Month	2006	2007	2008	2009	2010
January					
February					
March					
April					
May					
June					
July					
August					
September					
October					
November					
December					

TWTC/LEVEL3/PAETEC

REQUEST NO.2: Provide your average interstate and intrastate switched access charges per minute, by month for the past five years.

OBJECTION: This request is overly broad, unduly burdensome, and is not reasonably calculated to lead to the discovery of admissible evidence. To the extent that this request seeks information regarding the RLECs interstate rates, such request is irrelevant to the subject of this proceeding. The data sought is competitively sensitive and HIGHLY CONFIDENTIAL. Without waiving these objections, the RLECs respond as follows.

Respondent: David Crawford, Access Service Manager, Highland Telephone Cooperative, Inc.

Response: Average interstate switched access charges per minute by month:

	2006	2007	2008	2009	2010
Jan					
Feb					
Mar					
Apr					
May					
Jun					
Jul					
Aug					
Sep					
Oct					
Nov					
Dec					

Average intrastate switched access charges per minute by month:

	2006	2007	2008	2009	2010
Jan					
Feb					
Mar					
Apr					
May					
Jun					
Jul					
Aug					

Sep					
Oct					
Nov					
Dec					

TWTC/LEVEL3/PAETEC

REQUESTNO.3: For 2010, what was your company's total intrastate switched access revenue, by rate element, from all recurring switched access rate elements billed (including switched dedicated elements that are priced on a flat-rate basis)?

OBJECTION: This request is overly broad and is not reasonably calculated to lead to the discovery of admissible evidence. The data sought is competitively sensitive and HIGHLY CONFIDENTIAL. Without waiving these objections, the RLECs respond as follows.

Respondent: David Crawford, Access Service Manager, Highland Telephone Cooperative, Inc.









Response:	NTSR(Non-Traffic Sensitive Revenue)	\$79
	Info Surcharge(per 100 MOU)-Orig+Term	\$1,52
	Local Switching-Orig+Term	\$19
	800 DBQ Basic	
	800 DBQ Vertical Features	\$1
	RIC-Tandem Originating+Terminating	\$70
	Tandem Switched Facility	\$7
	Tandem Switched Termination	\$2

TWTC/LEVEL3/PAETEC

REQUESTNO.4: For each rate element identified in Request #3 above, provide the intrastate billed demand for each rate element for 2010.

OBJECTION: This request is overly broad and is not reasonably calculated to lead to the discovery of admissible evidence. This request is vague and ambiguous insofar as the meaning of the term "billed demand" is not certain. The data sought is competitively sensitive and HIGHLY CONFIDENTIAL. Without waiving these objections, the RLECs respond as follows.

Respondent: David Crawford, Access Service Manager, Highland Telephone Cooperative, Inc.

Response:	NTSR(Non-Traffic Sensitive Revenue)	\$6,	
	Info Surcharge(per 100 MOU)-Orig+Term	\$9,44	
	Local Switching-Orig+Term	\$9,4	
	800 DBQ Basic		
	800 DBQ Vertical Features	\$1	
	RIC-Tandem Originating+Terminating	\$9,4	
	Tandem Switched Facility	\$1	
	Tandem Switched Termination	\$1	

TWTC/LEVEL3/PAETEC

REQUEST NO. 5: Identify any differences in rate structure between your interstate and intrastate switched access tariffs.

OBJECTION: This request is overly broad and is not reasonably calculated to lead to the discovery of admissible evidence. This request seeks information regarding the RLECs interstate access rates, which are irrelevant to the subject of this proceeding. Moreover, inter- and intrastate access rates are not comparable because interstate services involve explicit cost recovery mechanisms outside of the rate, while intrastate services include cost recovery within the rate itself. Without waiving these objections, the RLECs respond as follows.

Respondent: David Crawford, Access Service Manager, Highland Telephone Cooperative, Inc.

Response: Duo County Access Tariff & NECA have same rate structure. Duo County Access Tariff includes a charge for Non-Traffic Sensitive Revenue. This rate is not included in the Company's Interstate Tariff.

TWTC/LEVEL3/PAETEC

REQUESTNO.6: Provide a comparison of your interstate and intrastate switched access rates by rate element for 2009 and 2010.

OBJECTION: This request is overly broad, unduly burdensome, and is not reasonably calculated to lead to the discovery of admissible evidence. This request is vague and ambiguous because the scope of the requested "comparison" is unstated. This request seeks publicly available information contained in tariffs filed with the Commission and the FCC. To the extent that this request seeks information regarding the RLECs' interstate access rates, such request is irrelevant to the subject matter of this proceeding. Moreover, inter- and intrastate access rates are not comparable because interstate services involve explicit cost recovery mechanisms outside of the rate, while intrastate services include cost recovery within the rate itself. Without waiving these objections, the RLECs respond as follows.

Respondent: **David Crawford, Access Service Manager, Highland Telephone Cooperative, Inc.**

Response: **See response below.**

Jan1,2009-Jun30,
2009

Jul1,2009-Jun30,
2010

Jul1,2010-Dec31,
2010

	Intrastate		Interstate	
NTSR(Non-TrafficSensitiveRevenue)	\$8.80	\$-	\$8.80	\$-
InfoSurcharge(per100MOU)-Orig+Term	\$0.016100	\$0.027100	\$0.016100	\$0.038000
LocalSwitching-Orig+Term	\$0.021178	\$0.011234	\$0.021178	\$0.011069
800DBQBasic	\$0.005400	\$0.005600	\$0.005400	\$0.005400
800DBQVerticalFeatures	\$0.005900	\$0.006100	\$0.005900	\$0.006000
RIC-TandemOriginating+Terminating	\$0.012515	\$-	\$0.012515	\$-
TandemSwitchedFacility	\$0.000189	\$0.000182	\$0.000189	\$0.000237
TandemSwitchedTermination	\$0.000933	\$0.000946	\$0.000933	\$0.001232
TandemSwitchingOrig+Term	\$0.003507	\$0.002315	\$0.003507	\$0.003117
DirectTrunkedFacility(VGTwo-Wire)	\$2.70	\$3.13	\$2.70	\$3.40
DirectTrunkedTermination(VGTwo-Wire)	\$27.08	\$31.46	\$27.08	\$34.10
EntranceFacility(VGTwo-Wire)	\$37.83	\$43.95	\$37.83	\$47.64
DirectTrunkedFacility(VGFour-Wire)	\$2.70	\$3.13	\$2.70	\$3.40
DirectTrunkedTermination(VGFour-Wire)	\$27.08	\$31.46	\$27.08	\$34.10
EntranceFacility(VGFour-Wire)	\$60.53	\$70.32	\$60.53	\$76.23
DirectTrunkedFacility(DS1)	\$19.14	\$15.75	\$19.14	\$15.97
DirectTrunkedTermination(DS1)	\$94.38	\$81.75	\$94.38	\$82.88
EntranceFacility(DS1)	\$176.82	\$230.00	\$176.82	\$233.16
DirectTrunkedFacility(DS3)	\$131.77	\$137.26	\$131.77	\$139.15
DirectTrunkedTermination(DS3)	\$525.64	\$525.00	\$525.64	\$532.21
EntranceFacility(DS3)	\$2,051.19	\$2,100.00	\$2,051.19	\$2,128.88
DirectTrunkedFacility(OC3)	\$140.00	\$146.50	\$140.00	\$148.58
DirectTrunkedTermination(OC3)	\$484.49	\$545.00	\$484.49	\$552.75
EntranceFacility(OC3)	\$1,361.19	\$2,135.00	\$1,361.19	\$2,165.36
DirectTrunkedFacility(OC12)	\$280.00	\$293.00	\$280.00	\$186.49
DirectTrunkedTermination(OC12)	\$1,807.00	\$1,890.91	\$1,807.00	\$1,203.50

EntranceFacility(OC12)	\$2,656.80	\$2,780.16	\$2,656.80	\$2,363.14	\$2,656.80	\$2,260.21
MultiplexingDS3toDS1	\$474.31	\$477.57	\$474.31	\$506.42	\$474.31	\$484.36
MultiplexingDS1toVoice	\$183.12	\$184.38	\$183.12	\$195.52	\$183.12	\$187.00
CustomerNodeOC3	\$495.00	\$495.75	\$495.00	\$525.70	\$495.00	\$502.80
CustomerNodeOC12	\$1,430.00	\$1,432.18	\$1,430.00	\$1,518.70	\$1,430.00	\$1,452.55
CustomerPremisesPortOC3	\$150.00	\$150.22	\$150.00	\$159.29	\$150.00	\$154.00
CustomerPremisesPortSTS-1	\$195.00	\$195.30	\$195.00	\$207.10	\$195.00	\$198.08
CustomerPremisesPortDS3	\$195.00	\$195.30	\$195.00	\$207.10	\$195.00	\$198.08
CustomerPremisesPortDS1	\$50.00	\$50.07	\$50.00	\$53.09	\$50.00	\$50.78
Add/DropMultiplexing-PerPortOC3	\$150.00	\$150.22	\$150.00	\$159.29	\$150.00	\$154.00
Add/DropMultiplexing-PerPortDS3	\$100.00	\$100.15	\$100.00	\$106.20	\$100.00	\$101.57
Add/DropMultiplexing-PerPortDS1	\$40.00	\$40.06	\$40.00	\$42.48	\$40.00	\$40.63

TWTC/LEVEL3/PAETEC

REQUEST NO.7: Provide a year-end income statement and balance sheet for your company for the past five years.

OBJECTION: This request is overly broad, unduly burdensome, and is not reasonably calculated to lead to the discovery of admissible evidence. This information is publicly available at the Commission. Without waiving these objections, the RLECs respond as follows.

Respondent: **David Crawford, Access Service Manager, Highland Telephone Cooperative, Inc.**

Response: **See response attached.**

11900 Highland Telephone Cooperative, Inc. 01/01/2006 - 12/31/2006

Balance Sheet Accounts - Sched III Page 1 - Kentucky Operations Only (Ref Page: 1)

	Amount (c)
Current Assets	
Cash and Equivalents (1120)	\$4,905,468.00
Receivables (1170)	\$549,045.00
Allowance for Doubtful Accounts (1171)	\$60,811.00
Inventories (1220)	\$13,303.00
Prepayments (1280)	\$163,023.00
Other Current Assets (1350)	\$114,679.00
Non-Regulated Investments (1406)	\$1,056,714.00
Other Noncurrent Assets (1410)	\$1,408,051.00
Deferred Maintenance and Retirements (1438)	
Other Jurisdictional Assets - Net (1500)	
Total Current Assets	\$8,271,094.00

11900 Highland Telephone Cooperative, Inc. 01/01/2006 - 12/31/2006

Balance Sheet Accounts - Sched III Page 2-4 - Kentucky Operations Only (Ref Page: 2)

	Beg Bal (c)	Additions (d)	Retirements (e)	Transfer (f)	End Bal (g)
Telephone Plant					
Telephone Plant in Service (2001)	\$19,584,512.91	\$711,981.00	(\$16,389.00)	\$0.00	\$20,317,036.00
Property Held for Future Telephone Use (2002)					
Tele. Plant Under Construct. - Short Term (2003)	\$12,917.99	\$0.00	\$0.00	(\$3,147.00)	\$9,771.00
Tele. Plant Under Construct. - Long Term (2004)					
Telephone Plant Adjustment (2005)					
Nonoperating Plant (2006)					
Goodwill (2007)					
Total Telephone Plant	\$19,597,430.90	\$711,981.00	(\$16,389.00)	(\$3,147.00)	\$20,326,807.00
Support Assets					
Land (2111)	\$100,790.90	\$0.00	\$0.00	\$0.00	\$100,790.90
Motor Vehicles (2112)	\$404,412.35	\$36,931.00	\$0.00	\$0.00	\$441,343.35
Aircraft (2113)					
Tools and Other Work Equipment (2114)	\$89,828.15	\$20,795.00	\$0.00	\$0.00	\$110,623.15
Buildings (2121)	\$521,687.46	\$50,525.08	\$0.00	\$0.00	\$572,212.54
Furniture (2122)					
Office Equipment (2123)	\$20,918.24	\$3,478.37	\$0.00	\$0.00	\$24,396.61
General Purpose Computers (2124)	\$81,990.25	\$7,120.89	(\$1,625.00)	\$0.00	\$87,486.14
Total Support Assets	\$1,219,627.35	\$118,850.34	(\$1,625.00)	\$0.00	\$1,336,852.69
Central Office - Switching					
Non Digital Switching (2211)					

11900 Highland Telephone Cooperative, Inc. 01/01/2006 - 12/31/2006

Balance Sheet Accounts - Sched III Page 2-4 - Kentucky Operations Only (Ref Page: 2)

	Beg Bal (c)	Additions (d)	Retirements (e)	Transfer (f)	End Bal (g)
Digital Electronic Switching (2212)	\$4,031,513.93	\$285,966.36	\$0.00	\$0.00	\$4,317,480.29
Total Central Office - Switching	\$4,031,513.93	\$285,966.36	\$0.00	\$0.00	\$4,317,480.29
Total Operator Systems (2220)					
Central Office - Transmission					
Radio Systems (2231)	\$3,041.02	\$0.00	\$0.00	\$0.00	\$3,041.02
Circuit Equipment (2232)	\$1,073,611.57	\$131,036.17	(\$14,524.34)	\$0.00	\$1,190,123.39
Total Central Office Transmission	\$1,076,652.59	\$131,036.17	(\$14,524.34)	\$0.00	\$1,193,164.41
Information Origination Termination					
Station Apparatus (2311)					
Customer Premise Wire (2321)					
Large PBX (2341)					
Public Telephone Terminal Equipment (2351)	\$19,994.27	\$0.00	\$0.00	\$0.00	\$19,994.27
Other Terminal Equipment (2362)					
Total Information Origin Termination	\$19,994.27	\$0.00	\$0.00	\$0.00	\$19,994.27
Cable and Wire Facilities Assets					
Poles (2411)	\$2,873,268.43	\$8,678.66	\$0.00	\$0.00	\$2,881,947.09
Aerial Cable (2421)	\$10,144,015.77	\$147,522.90	(\$239.85)	\$0.00	\$10,291,298.82
Underground Cable (2422)	\$64,019.77	\$0.00	\$0.00	\$0.00	\$64,019.77
Buried Cable (2423)	\$155,420.80	\$56,857.88	\$0.00	\$0.00	\$212,278.68
Submarine and Deep Sea Cable (2424)					
Intrabuilding Network Cable (2426)					

11900 Highland Telephone Cooperative, Inc. 01/01/2006 - 12/31/2006

Balance Sheet Accounts - Sched III Page 2-4 - Kentucky Operations Only (Ref Page: 2)

	Beg Bal (c)	Additions (d)	Retirements (e)	Transfer (f)	End Bal (g)
Aerial Wire (2431)					
Conduit Systems (2441)					
Total Cable and Wire Facilities Assets	\$13,236,724.77	\$213,059.44	(\$239.85)	\$0.00	\$13,449,544.36
Amortizable Assets					
Amortizable Tangible Assets (2680)					
Capital Leases (2681)					
Leasonhold Improvements (2682)					
Total Amortizable Assets					
Intangibles (2690)					
Total Tele. Plant in Service 2001	\$19,584,512.91	\$748,912.31	(\$16,389.19)	\$0.00	\$20,317,036.02

11900 Highland Telephone Cooperative, Inc. 01/01/2006 - 12/31/2006

Balance Sheet Accounts - Sched III Page 5a - Kentucky Operations Only (Ref Page: 5)

	Amount
Depreciation and Amortization	
Accumulated Depreciation (3100)	\$13,417,279.00
Accumulated Depreciations - Plant Held for Future Tele. Use (3200)	
Accumulated Depreciation - Nonoperating (3300)	
Accumulated Amortization - Capitalized Leases (3410)	
Accumulated Amortization - Leasehold Improvements (3420)	
Accumulated Amortization - Intangible (3500)	\$595.00
Accumulated Amortization - Other (3600)	
Total Depreciation and Amortization	\$13,417,874.00
Net Telephone Plant	\$6,908,933.00
Total Assets	\$15,180,027.00

11900 Highland Telephone Cooperative, Inc. 01/01/2006 - 12/31/2006

Balance Sheet Accounts - Sched III Page 5-6 Kentucky Operations Only (Ref Page: 5)

	Amount
Current Liabilities	
Current Accounts and Notes Payable (4000)	\$670,883.00
Customer`s Deposits (4040)	\$2,593.00
Income Taxes - Accrued (4070)	\$898.00
Other Taxes - Accrued (4080)	\$164,677.00
Net Current Deferred Operating Income Taxes (4100)	
Net Current Deferred Nonoperating Income Taxes (4110)	
Other Current Liabilities (4130)	\$865,596.00
Total Current Liabilities	\$1,704,647.00
Long Term Debt and Funded Debt (4200)	\$2,535,995.00
Other Liabilities and Deferred Credits	
Other Long Term Liabilities and Deferred Credits (4300)	\$516,134.00
Unamortized Operating Investment Tax Credits - Net (4320)	
Unamortized Nonoperating Investment Tax Credits - Net (4330)	
Net Noncurrent Deferred Operating Income Taxes (4340)	
Net Deferred Tax Liability Adjustments (4341)	
Deferred Tax Regulatory Liability (4361)	
Other Jurisdictional Liabilities/Deferred Credits - Net (4370)	
Total Other Liabilities and Deferred Credits	\$516,134.00
Capital Stock (4510)	
Additional Paid-In Capital (4520)	
Treasury Stock (4530)	
Other Capital (4540)	\$58,238.00
Retained Earnings (4550)	\$10,365,013.00
Total Stockholders` Equity	\$10,423,251.00
Total Liabilities and Stockholder`s Equity	\$15,180,027.00

11900 Highland Telephone Cooperative, Inc. 01/01/2006 - 12/31/2006

Balance Sheet Accts - Retained Earnings Sched III - Kentucky Operations Only (Ref Page: 6)

	Amount
Retained Earnings (Beg of Yr)	\$9,524,937.73
Net Income	\$1,012,658.27
Dividends Declared	
Capital Credit Rotations	
Miscellaneous Debits*	\$172,583.00
Miscellaneous Credits*	
Retained Earnings (End of Year)	\$10,365,013.00
* Explain any individual item over \$10,000	

Note:

Miscellaneous Debits* Capital Credits Paid Out

11900 Highland Telephone Cooperative, Inc. 01/01/2006 - 12/31/2006

Income Statement Accounts - Sched VI pg 1 - Kentucky Operations Only (Ref Page: 1)

	Amount (c)
Local Network Service	
Basic Area Revenue (5001)	\$1,573,612.00
Private Line Revenue (5040)	\$6,489.00
Other Basic Area Revenue (5060)	\$244,803.00
Total Local Network Service Revenues	\$1,824,904.00
Network Access Service Revenues	
End User Revenue (5081)	\$627,552.00
Switched Access Revenue (5182)	\$1,502,441.00
Special Access Revenue (5083)	\$342,534.00
Total Network Access Revenue	\$2,472,527.00
Long Distance Message Revenue (5100)	\$5,650.00
Miscellaneous Revenue (5200)	\$518,502.00
Directory Revenue (5230)	\$113,398.00
Non-Regulated Operating Revenue (5280)	
Uncollectible Revenue (5300)	\$10,258.00
TOTAL OPERATING REVENUE	\$4,924,723.00

11900 Highland Telephone Cooperative, Inc. 01/01/2006 - 12/31/2006

Income Statement - Operating Exp - Plant Specific - Sched VI pg 2 Kentucky Operations Only (Ref Page: 2)

	Total (c)
Plant Specific Operation Expense	
Motor Vehicle Expense (6112)	\$2,697.00
Aircraft Expense (6113)	
Tools and Other Work Equipment Expense (6114)	\$64.00
Total Network Support Expenses	\$2,761.00
Land and Building Expense (6121)	\$180,168.00
Furniture and Artworks Expense (6122)	
Office Equipment Expense (6123)	\$80,522.00
General Purpose Computers Expense (6124)	\$37,898.00
Total Support Expense	\$298,588.00
Non-Digital Switching Expense (6211)	
Digital Electronic Expense (6212)	\$254,342.00
Total Central Off. Switch. Exp	\$254,342.00
Operator System Expense (6220)	
Radio System Expense (6231)	\$518.00
Circuit Equipment Expense (6232)	\$108,087.00
Total Central Off. Trans. Exp.	\$108,605.00
Station Apparatus Expense (6311)	
Large PBX Expense (6341)	
Public Tele. Terminal Equipment (6351)	\$244.00
Other Terminal Equipment Expense (6362)	
Total Info. Org. Term. Equip	\$244.00
Poles Expense (6411)	\$195,684.00
Aerial Cable Expense (6421)	\$415,434.00
Underground Cable Expense (6422)	\$2,158.00
Buried Cable Expense (6423)	\$21,978.00
Submarine and Deep Sea Cable (6424)	

11900 Highland Telephone Cooperative, Inc. 01/01/2006 - 12/31/2006

Income Statement - Operating Exp - Plant Specific - Sched VI pg 2 Kentucky Operations Only (Ref Page: 2)

	Total (c)
Intrabuilding Network Cable Expense (6426)	
Aerial Wire Expense (6431)	
Conduit Systems Expense (6441)	
Total Cable and Wire Expense	\$635,254.00
Total Plant Spc. Expense	\$1,299,794.00

11900 Highland Telephone Cooperative, Inc. 01/01/2006 - 12/31/2006

Income Statement - Operating Exp - Plant NonSpecific - Sched VI pg 3 Kentucky Operations Only (Ref Page: 3)

	Total (c)
Plant NonSpecific Operating Expense	
Plant held for future Telephone use (6511)	\$84,418.00
Provisioning Expense (6512)	\$11,321.00
Total other PPE Expense	\$95,739.00
Power Expense (6531)	
Network Administration Expense (6532)	
Testing Expense (6533)	\$17,419.00
Plant Operations Administration Expense (6534)	\$95,486.00
Engineering Expense (6535)	\$135,516.00
Total Network Ops Expense	\$248,421.00
Access Expense (6540)	\$78,839.00
Depreciation Expense - Telecomm Plant in Service (6561)	\$1,396,362.00
Depreciation Expense - Property Held for Future Telecom Use (6562)	
Amortization - Tangible (6563)	
Amortization - Intangible (6564)	
Amortization - Other	
Total Depreciation and Amortization Epx	\$1,396,362.00
Total Plant NonSpecific Expense	\$1,819,361.00
Customer Operations Expense	
Product Management and Sales (6611)	\$1,385.00
Product Advertising (6613)	\$28,619.00
Total Marketing Expense	\$30,004.00
Call Completion Services (6621)	
Number Services (6622)	\$43,318.00
Customer Services (6623)	\$376,017.00
Total Services Expense	\$419,335.00
General and Administrative (6720)	\$808,219.00

11900 Highland Telephone Cooperative, Inc. 01/01/2006 - 12/31/2006

Income Statement - Operating Exp - Plant NonSpecific - Sched VI pg 3 Kentucky Operations Only (Ref Page: 3)

	Total (c)
Provision for Uncollectible Notes Receivable (6790)	
Total Corp. Oper. Expense	\$808,219.00
Net Operating Revenue	\$548,010.00

11900 Highland Telephone Cooperative, Inc. 01/01/2006 - 12/31/2006

Income Statement - Operating Exp - Sched VI pg 4 - Kentucky Operations Only (Ref Page: 7)

	Amount
Other Operating Income and Expense (7100)	
Operating Taxes	
Operating Investment Tax Credits Net (7210)	
Operating Federal Income Taxes (7220)	\$1,284.00
Operating State and Local Income Taxes (7230)	
Operating Other Taxes (7240)	\$126,404.00
Provision for Deferred Operating Income Tax - Net (7250)	
Total Operating Taxes	\$127,688.00
Nonoperating Income and Expense (7300)	\$948,376.00
Nonoperating Taxes (7400)	
Interest and Related Items (7500)	\$175,053.00
Extraordinary Items (7600)	
Jurisdictional Differences and NonRegulated Income	
Income Effect of Jurisdictional Differences - Net (7910)	
Nonregulated Net Income (7990)	(\$180,987.00)
Net Income	\$1,012,658.00

11900 Highland Telephone Cooperative, Inc. 01/01/2007 - 12/31/2007

Balance Sheet Accounts - Sched III Page 1 - Kentucky Operations Only (Ref Page: 1)

	Amount (c)
Current Assets	
Cash and Equivalents (1120)	\$3,487,691.21
Receivables (1170)	\$336,771.55
Allowance for Doubtful Accounts (1171)	(\$59,821.42)
Inventories (1220)	\$11,751.05
Prepayments (1280)	\$203,461.96
Other Current Assets (1350)	\$508,406.16
Non-Regulated Investments (1406)	\$782,016.65
Other Noncurrent Assets (1410)	\$1,311,430.33
Deferred Maintenance and Retirements (1438)	
Other Jurisdictional Assets - Net (1500)	
Total Current Assets	\$6,581,707.49

11900 Highland Telephone Cooperative, Inc. 01/01/2007 - 12/31/2007

Balance Sheet Accounts - Sched III Page 2-4 - Kentucky Operations Only (Ref Page: 2)

	Beg Bal (c)	Additions (d)	Retirements (e)	Transfer (f)	End Bal (g)
Telephone Plant					
Telephone Plant in Service (2001)	\$20,317,036.00	\$578,277.47	(\$352,596.02)	\$0.00	\$20,542,717.47
Property Held for Future Telephone Use (2002)					
Tele. Plant Under Construct. - Short Term (2003)	\$9,771.00	\$44,871.94	\$0.00	\$0.00	\$54,642.94
Tele. Plant Under Construct. - Long Term (2004)					
Telephone Plant Adjustment (2005)					
Nonoperating Plant (2006)					
Goodwill (2007)					
Total Telephone Plant	\$20,326,807.00	\$623,149.41	(\$352,596.02)	\$0.00	\$20,597,360.41
Support Assets					
Land (2111)	\$100,790.90	\$0.00	\$0.00	\$0.00	\$100,790.90
Motor Vehicles (2112)	\$441,343.35	\$0.00	(\$75,517.00)	\$0.00	\$365,826.35
Aircraft (2113)					
Tools and Other Work Equipment (2114)	\$110,623.15	\$0.00	\$0.00	\$0.00	\$110,623.15
Buildings (2121)	\$572,212.54	\$888.43	\$0.00	\$0.00	\$573,100.97
Furniture (2122)					
Office Equipment (2123)	\$24,396.61	\$44.44	\$0.00	\$0.00	\$24,441.05
General Purpose Computers (2124)	\$87,486.14	\$1,850.00	\$0.00	\$0.00	\$89,336.14
Total Support Assets	\$1,336,852.69	\$2,782.87	(\$75,517.00)	\$0.00	\$1,264,118.56
Central Office - Switching					
Non Digital Switching (2211)					

11900 Highland Telephone Cooperative, Inc. 01/01/2007 - 12/31/2007

Balance Sheet Accounts - Sched III Page 2-4 - Kentucky Operations Only (Ref Page: 2)

	Beg Bal (c)	Additions (d)	Retirements (e)	Transfer (f)	End Bal (g)
Digital Electronic Switching (2212)	\$4,317,480.29	\$204,938.25	(\$218,033.40)	\$0.00	\$4,304,385.14
Total Central Office - Switching	\$4,317,480.29	\$204,938.25	(\$218,033.40)	\$0.00	\$4,304,385.14
Total Operator Systems (2220)					
Central Office - Transmission					
Radio Systems (2231)	\$3,041.02	\$0.00	\$0.00	\$0.00	\$3,041.02
Circuit Equipment (2232)	\$1,190,123.39	\$115,321.76	(\$58,509.27)	\$0.00	\$1,246,935.88
Total Central Office Transmission	\$1,193,164.41	\$115,321.76	(\$58,509.27)	\$0.00	\$1,249,976.90
Information Origination Termination					
Station Apparatus (2311)					
Customer Premise Wire (2321)					
Large PBX (2341)					
Public Telephone Terminal Equipment (2351)	\$19,994.27	\$0.00	\$0.00	\$0.00	\$19,994.27
Other Terminal Equipment (2362)					
Total Information Origin Termination	\$19,994.27	\$0.00	\$0.00	\$0.00	\$19,994.27
Cable and Wire Facilities Assets					
Poles (2411)	\$2,881,947.09	\$5,662.19	(\$536.35)	\$0.00	\$2,887,072.93
Aerial Cable (2421)	\$10,291,298.82	\$244,479.14	\$0.00	\$0.00	\$10,535,777.96
Underground Cable (2422)	\$64,019.77	\$39.47	\$0.00	\$0.00	\$64,059.24
Buried Cable (2423)	\$212,278.68	\$5,053.79	\$0.00	\$0.00	\$217,332.47
Submarine and Deep Sea Cable (2424)					
Intrabuilding Network Cable (2426)					

11900 Highland Telephone Cooperative, Inc. 01/01/2007 - 12/31/2007

Balance Sheet Accounts - Sched III Page 2-4 - Kentucky Operations Only (Ref Page: 2)

	Beg Bal (c)	Additions (d)	Retirements (e)	Transfer (f)	End Bal (g)
Aerial Wire (2431)					
Conduit Systems (2441)					
Total Cable and Wire Facilities Assets	\$13,449,544.36	\$255,234.59	(\$536.35)	\$0.00	\$13,704,242.60
Amortizable Assets					
Amortizable Tangible Assets (2680)					
Capital Leases (2681)					
Leasonhold Improvements (2682)					
Total Amortizable Assets					
Intangibles (2690)					
Total Tele. Plant in Service 2001	\$20,317,036.02	\$578,277.47	(\$352,596.02)	\$0.00	\$20,542,717.47

11900 Highland Telephone Cooperative, Inc. 01/01/2007 - 12/31/2007

Balance Sheet Accounts - Sched III Page 5a - Kentucky Operations Only (Ref Page: 5)

	Amount
Depreciation and Amortization	
Accumulated Depreciation (3100)	\$13,817,989.00
Accumulated Depreciations - Plant Held for Future Tele. Use (3200)	
Accumulated Depreciation - Nonoperating (3300)	
Accumulated Amortization - Capitalized Leases (3410)	
Accumulated Amortization - Leasehold Improvements (3420)	
Accumulated Amortization - Intangible (3500)	
Accumulated Amortization - Other (3600)	\$499.38
Total Depreciation and Amortization	\$13,818,488.38
Net Telephone Plant	\$6,778,872.03
Total Assets	\$13,360,579.52

11900 Highland Telephone Cooperative, Inc. 01/01/2007 - 12/31/2007

Balance Sheet Accounts - Sched III Page 5-6 Kentucky Operations Only (Ref Page: 5)

	Amount
Current Liabilities	
Current Accounts and Notes Payable (4000)	\$567,889.51
Customer`s Deposits (4040)	\$1,236.97
Income Taxes - Accrued (4070)	(\$502.79)
Other Taxes - Accrued (4080)	\$89,722.62
Net Current Deferred Operating Income Taxes (4100)	
Net Current Deferred Nonoperating Income Taxes (4110)	
Other Current Liabilities (4130)	\$394,866.10
Total Current Liabilities	\$1,053,212.41
Long Term Debt and Funded Debt (4200)	\$1,422,815.93
Other Liabilities and Deferred Credits	
Other Long Term Liabilities and Deferred Credits (4300)	\$378,756.79
Unamortized Operating Investment Tax Credits - Net (4320)	
Unamortized Nonoperating Investment Tax Credits - Net (4330)	
Net Noncurrent Deferred Operating Income Taxes (4340)	
Net Deferred Tax Liability Adjustments (4341)	
Deferred Tax Regulatory Liability (4361)	
Other Jurisdictional Liabilities/Deferred Credits - Net (4370)	
Total Other Liabilities and Deferred Credits	\$378,756.79
Capital Stock (4510)	
Additional Paid-In Capital (4520)	
Treasury Stock (4530)	
Other Capital (4540)	\$40,516.75
Retained Earnings (4550)	\$10,465,277.64
Total Stockholders` Equity	\$10,505,794.39
Total Liabilities and Stockholder`s Equity	\$13,360,579.52

11900 Highland Telephone Cooperative, Inc. 01/01/2007 - 12/31/2007

Balance Sheet Accts - Retained Earnings Sched III - Kentucky Operations Only (Ref Page: 6)

	Amount
Retained Earnings (Beg of Yr)	\$10,365,013.00
Net Income	\$303,783.61
Dividends Declared	
Capital Credit Rotations	
Miscellaneous Debits*	\$203,518.97
Miscellaneous Credits*	
Retained Earnings (End of Year)	\$10,465,277.64
* Explain any individual item over \$10,000	

Note:

Miscellaneous Debits* Capital Credits Paid Out

11900 Highland Telephone Cooperative, Inc. 01/01/2007 - 12/31/2007

Income Statement Accounts - Sched VI pg 1 - Kentucky Operations Only (Ref Page: 1)

	Amount (c)
Local Network Service	
Basic Area Revenue (5001)	\$1,737,626.36
Private Line Revenue (5040)	\$6,489.10
Other Basic Area Revenue (5060)	\$209,438.55
Total Local Network Service Revenues	\$1,953,554.01
Network Access Service Revenues	
End User Revenue (5081)	\$635,833.88
Switched Access Revenue (5182)	\$1,506,096.76
Special Access Revenue (5083)	\$276,095.32
Total Network Access Revenue	\$2,418,025.96
Long Distance Message Revenue (5100)	(\$8,338.66)
Miscellaneous Revenue (5200)	\$392,096.37
Directory Revenue (5230)	\$113,193.46
Non-Regulated Operating Revenue (5280)	\$0.00
Uncollectible Revenue (5300)	\$182.02
TOTAL OPERATING REVENUE	\$4,868,349.12

11900 Highland Telephone Cooperative, Inc. 01/01/2007 - 12/31/2007

Income Statement - Operating Exp - Plant Specific - Sched VI pg 2 Kentucky Operations Only (Ref Page: 2)

	Total (c)
Plant Specific Operation Expense	
Motor Vehicle Expense (6112)	\$3,834.58
Aircraft Expense (6113)	
Tools and Other Work Equipment Expense (6114)	\$137.08
Total Network Support Expenses	\$3,971.66
Land and Building Expense (6121)	\$162,546.66
Furniture and Artworks Expense (6122)	\$191.44
Office Equipment Expense (6123)	\$75,442.25
General Purpose Computers Expense (6124)	\$52,959.88
Total Support Expense	\$291,140.23
Non-Digital Switching Expense (6211)	
Digital Electronic Expense (6212)	\$297,605.79
Total Central Off. Switch. Exp	\$297,605.79
Operator System Expense (6220)	
Radio System Expense (6231)	\$902.10
Circuit Equipment Expense (6232)	\$120,003.20
Total Central Off. Trans. Exp.	\$120,905.30
Station Apparatus Expense (6311)	
Large PBX Expense (6341)	
Public Tele. Terminal Equipment (6351)	\$149.82
Other Terminal Equipment Expense (6362)	
Total Info. Org. Term. Equip	\$149.82
Poles Expense (6411)	\$196,848.74
Aerial Cable Expense (6421)	\$451,304.21
Underground Cable Expense (6422)	\$3,993.32
Buried Cable Expense (6423)	\$29,476.07
Submarine and Deep Sea Cable (6424)	

11900 Highland Telephone Cooperative, Inc. 01/01/2007 - 12/31/2007

Income Statement - Operating Exp - Plant Specific - Sched VI pg 2 Kentucky Operations Only (Ref Page: 2)

	Total (c)
Intrabuilding Network Cable Expense (6426)	
Aerial Wire Expense (6431)	\$18.90
Conduit Systems Expense (6441)	
Total Cable and Wire Expense	\$681,641.24
Total Plant Spc. Expense	\$1,395,414.04

11900 Highland Telephone Cooperative, Inc. 01/01/2007 - 12/31/2007

Income Statement - Operating Exp - Plant NonSpecific - Sched VI pg 3 Kentucky Operations Only (Ref Page: 3)

	Total (c)
Plant NonSpecific Operating Expense	
Plant held for future Telephone use (6511)	\$58,405.35
Provisioning Expense (6512)	\$15,846.77
Total other PPE Expense	\$74,252.12
Power Expense (6531)	
Network Administration Expense (6532)	
Testing Expense (6533)	\$19,501.97
Plant Operations Administration Expense (6534)	\$112,631.25
Engineering Expense (6535)	\$177,294.58
Total Network Ops Expense	\$309,427.80
Access Expense (6540)	\$67,575.74
Depreciation Expense - Telecomm Plant in Service (6561)	\$1,471,291.48
Depreciation Expense - Property Held for Future Telecom Use (6562)	
Amortization - Tangible (6563)	
Amortization - Intangible (6564)	
Amortization - Other	
Total Depreciation and Amortization Epx	\$1,471,291.48
Total Plant NonSpecific Expense	\$1,922,547.14
Customer Operations Expense	
Product Management and Sales (6611)	\$757.88
Product Advertising (6613)	\$23,784.65
Total Marketing Expense	\$24,542.53
Call Completion Services (6621)	
Number Services (6622)	\$46,515.05
Customer Services (6623)	\$390,025.91
Total Services Expense	\$436,540.96
General and Administrative (6720)	\$840,904.63

11900 Highland Telephone Cooperative, Inc. 01/01/2007 - 12/31/2007

Income Statement - Operating Exp - Plant NonSpecific - Sched VI pg 3 Kentucky Operations Only (Ref Page: 3)

	Total (c)
Provision for Uncollectible Notes Receivable (6790)	
Total Corp. Oper. Expense	\$840,904.63
Net Operating Revenue	\$248,399.82

11900 Highland Telephone Cooperative, Inc. 01/01/2007 - 12/31/2007

Income Statement - Operating Exp - Sched VI pg 4 - Kentucky Operations Only (Ref Page: 7)

	Amount
Other Operating Income and Expense (7100)	
Operating Taxes	
Operating Investment Tax Credits Net (7210)	
Operating Federal Income Taxes (7220)	(\$354.99)
Operating State and Local Income Taxes (7230)	(\$887.07)
Operating Other Taxes (7240)	\$101,122.48
Provision for Deferred Operating Income Tax - Net (7250)	
Total Operating Taxes	\$99,880.42
Nonoperating Income and Expense (7300)	\$454,304.27
Nonoperating Taxes (7400)	
Interest and Related Items (7500)	\$155,343.40
Extraordinary Items (7600)	
Jurisdictional Differences and NonRegulated Income	
Income Effect of Jurisdictional Differences - Net (7910)	
Nonregulated Net Income (7990)	(\$143,696.66)
Net Income	\$303,783.61

11900 Highland Telephone Cooperative, Inc. 01/01/2008 - 12/31/2008

Balance Sheet Accounts - Sched III Page 1 - Kentucky Operations Only (Ref Page: 1)

	Amount (c)
Current Assets	
Cash and Equivalents (1120)	\$2,848,862.55
Receivables (1170)	\$300,118.72
Allowance for Doubtful Accounts (1171)	(\$59,327.79)
Inventories (1220)	\$11,386.72
Prepayments (1280)	\$147,794.30
Other Current Assets (1350)	\$371,519.70
Non-Regulated Investments (1406)	\$759,559.17
Other Noncurrent Assets (1410)	\$2,375,334.35
Deferred Maintenance and Retirements (1438)	
Other Jurisdictional Assets - Net (1500)	
Total Current Assets	\$6,755,247.72

11900 Highland Telephone Cooperative, Inc. 01/01/2008 - 12/31/2008

Balance Sheet Accounts - Sched III Page 2-4 - Kentucky Operations Only (Ref Page: 2)

	Beg Bal (c)	Additions (d)	Retirements (e)	Transfer (f)	End Bal (g)
Telephone Plant					
Telephone Plant in Service (2001)	\$20,542,717.47	\$383,890.04	(\$24,880.00)	\$0.00	\$20,901,727.51
Property Held for Future Telephone Use (2002)					
Tele. Plant Under Construct. - Short Term (2003)	\$54,642.94	\$0.00	\$0.00	(\$45,972.63)	\$8,670.31
Tele. Plant Under Construct. - Long Term (2004)					
Telephone Plant Adjustment (2005)					
Nonoperating Plant (2006)					
Goodwill (2007)					
Total Telephone Plant	\$20,597,360.41	\$383,890.04	(\$24,880.00)	(\$45,972.63)	\$20,910,397.82
Support Assets					
Land (2111)	\$100,790.90	\$0.00	\$0.00	\$0.00	\$100,790.90
Motor Vehicles (2112)	\$365,826.35	\$0.00	\$0.00	\$0.00	\$365,826.35
Aircraft (2113)					
Tools and Other Work Equipment (2114)	\$110,623.15	\$0.00	\$0.00	\$0.00	\$110,623.15
Buildings (2121)	\$573,100.97	\$0.00	\$0.00	\$0.00	\$573,100.97
Furniture (2122)					
Office Equipment (2123)	\$24,441.05	\$2,397.78	\$0.00	\$0.00	\$26,838.83
General Purpose Computers (2124)	\$89,336.14	\$775.00	(\$4,350.00)	\$0.00	\$85,761.14
Total Support Assets	\$1,264,118.56	\$3,172.78	(\$4,350.00)	\$0.00	\$1,262,941.34
Central Office - Switching					
Non Digital Switching (2211)					

11900 Highland Telephone Cooperative, Inc. 01/01/2008 - 12/31/2008

Balance Sheet Accounts - Sched III Page 2-4 - Kentucky Operations Only (Ref Page: 2)

	Beg Bal (c)	Additions (d)	Retirements (e)	Transfer (f)	End Bal (g)
Digital Electronic Switching (2212)	\$4,304,385.14	\$147,991.04	\$0.00	\$0.00	\$4,452,376.18
Total Central Office - Switching	\$4,304,385.14	\$147,991.04	\$0.00	\$0.00	\$4,452,376.18
Total Operator Systems (2220)					
Central Office - Transmission					
Radio Systems (2231)	\$3,041.02	\$0.00	\$0.00	\$0.00	\$3,041.02
Circuit Equipment (2232)	\$1,246,935.88	\$45,298.61	\$0.00	\$0.00	\$1,292,234.49
Total Central Office Transmission	\$1,249,976.90	\$45,298.61	\$0.00	\$0.00	\$1,295,275.51
Information Origination Termination					
Station Apparatus (2311)					
Customer Premise Wire (2321)					
Large PBX (2341)					
Public Telephone Terminal Equipment (2351)	\$19,994.27	\$0.00	(\$19,994.27)	\$0.00	\$0.00
Other Terminal Equipment (2362)					
Total Information Origin Termination	\$19,994.27	\$0.00	(\$19,994.27)	\$0.00	\$0.00
Cable and Wire Facilities Assets					
Poles (2411)	\$2,887,072.93	\$2,850.81	(\$535.73)	\$0.00	\$2,889,388.01
Aerial Cable (2421)	\$10,535,777.96	\$160,491.39	\$0.00	\$0.00	\$10,696,269.35
Underground Cable (2422)	\$64,059.24	\$0.00	\$0.00	(\$51.45)	\$64,007.79
Buried Cable (2423)	\$217,332.47	\$24,136.86	\$0.00	\$0.00	\$241,469.33
Submarine and Deep Sea Cable (2424)					
Intrabuilding Network Cable (2426)					

11900 Highland Telephone Cooperative, Inc. 01/01/2008 - 12/31/2008

Balance Sheet Accounts - Sched III Page 2-4 - Kentucky Operations Only (Ref Page: 2)

	Beg Bal (c)	Additions (d)	Retirements (e)	Transfer (f)	End Bal (g)
Aerial Wire (2431)					
Conduit Systems (2441)					
Total Cable and Wire Facilities Assets	\$13,704,242.60	\$187,479.06	(\$535.73)	(\$51.45)	\$13,891,134.48
Amortizable Assets					
Amortizable Tangible Assets (2680)					
Capital Leases (2681)					
Leasonhold Improvements (2682)					
Total Amortizable Assets					
Intangibles (2690)					
Total Tele. Plant in Service 2001	\$20,542,717.47	\$383,941.49	(\$24,880.00)	(\$51.45)	\$20,901,727.51

11900 Highland Telephone Cooperative, Inc. 01/01/2008 - 12/31/2008

Balance Sheet Accounts - Sched III Page 5a - Kentucky Operations Only (Ref Page: 5)

	Amount
Depreciation and Amortization	
Accumulated Depreciation (3100)	\$14,681,193.00
Accumulated Depreciations - Plant Held for Future Tele. Use (3200)	
Accumulated Depreciation - Nonoperating (3300)	
Accumulated Amortization - Capitalized Leases (3410)	
Accumulated Amortization - Leasehold Improvements (3420)	
Accumulated Amortization - Intangible (3500)	
Accumulated Amortization - Other (3600)	\$499.39
Total Depreciation and Amortization	\$14,681,692.39
Net Telephone Plant	\$6,228,705.43
Total Assets	\$12,983,953.15

11900 Highland Telephone Cooperative, Inc. 01/01/2008 - 12/31/2008

Balance Sheet Accounts - Sched III Page 5-6 Kentucky Operations Only (Ref Page: 5)

	Amount
Current Liabilities	
Current Accounts and Notes Payable (4000)	\$646,585.55
Customer`s Deposits (4040)	\$730.24
Income Taxes - Accrued (4070)	(\$847.66)
Other Taxes - Accrued (4080)	\$79,382.90
Net Current Deferred Operating Income Taxes (4100)	
Net Current Deferred Nonoperating Income Taxes (4110)	
Other Current Liabilities (4130)	\$392,151.89
Total Current Liabilities	\$1,118,002.92
Long Term Debt and Funded Debt (4200)	\$1,347,802.77
Other Liabilities and Deferred Credits	
Other Long Term Liabilities and Deferred Credits (4300)	\$645,750.99
Unamortized Operating Investment Tax Credits - Net (4320)	
Unamortized Nonoperating Investment Tax Credits - Net (4330)	
Net Noncurrent Deferred Operating Income Taxes (4340)	
Net Deferred Tax Liability Adjustments (4341)	
Deferred Tax Regulatory Liability (4361)	
Other Jurisdictional Liabilities/Deferred Credits - Net (4370)	
Total Other Liabilities and Deferred Credits	\$645,750.99
Capital Stock (4510)	
Additional Paid-In Capital (4520)	
Treasury Stock (4530)	
Other Capital (4540)	\$44,571.34
Retained Earnings (4550)	\$9,827,825.13
Total Stockholders` Equity	\$9,872,396.47
Total Liabilities and Stockholder`s Equity	\$12,983,953.15

11900 Highland Telephone Cooperative, Inc. 01/01/2008 - 12/31/2008

Balance Sheet Accts - Retained Earnings Sched III - Kentucky Operations Only (Ref Page: 6)

	Amount
Retained Earnings (Beg of Yr)	\$10,465,277.64
Net Income	(\$228,324.82)
Dividends Declared	
Capital Credit Rotations	
Miscellaneous Debits*	\$409,127.69
Miscellaneous Credits*	
Retained Earnings (End of Year)	\$9,827,825.13
* Explain any individual item over \$10,000	

Note:

Miscellaneous Debits*

Based on discussions with our auditors, the accounting method for the accrual of post retirement benefits was affected by the new pronouncement FAS158. The application of FAS158 resulted in an adjustment to post retirement benefits and a corresponding comprehensive loss of (\$255,499.17)

Capital Credits paid out (\$161,470.99)

Difference in net income reported last year \$7,842.47

Our original report was filed using preliminary numbers. We received the final audited report after submission of the report to your office.

11900 Highland Telephone Cooperative, Inc. 01/01/2008 - 12/31/2008

Income Statement Accounts - Sched VI pg 1 - Kentucky Operations Only (Ref Page: 1)

	Amount (c)
Local Network Service	
Basic Area Revenue (5001)	\$1,397,973.25
Private Line Revenue (5040)	\$6,489.10
Other Basic Area Revenue (5060)	\$207,421.75
Total Local Network Service Revenues	\$1,611,884.10
Network Access Service Revenues	
End User Revenue (5081)	\$676,043.99
Switched Access Revenue (5182)	\$1,430,046.58
Special Access Revenue (5083)	\$264,685.29
Total Network Access Revenue	\$2,370,775.86
Long Distance Message Revenue (5100)	\$6,966.69
Miscellaneous Revenue (5200)	\$450,897.22
Directory Revenue (5230)	\$114,702.12
Non-Regulated Operating Revenue (5280)	
Uncollectible Revenue (5300)	\$18,805.36
TOTAL OPERATING REVENUE	\$4,536,420.63

11900 Highland Telephone Cooperative, Inc. 01/01/2008 - 12/31/2008

Income Statement - Operating Exp - Plant Specific - Sched VI pg 2 Kentucky Operations Only (Ref Page: 2)

	Total (c)
Plant Specific Operation Expense	
Motor Vehicle Expense (6112)	\$3,705.84
Aircraft Expense (6113)	
Tools and Other Work Equipment Expense (6114)	\$236.04
Total Network Support Expenses	\$3,941.88
Land and Building Expense (6121)	\$163,619.30
Furniture and Artworks Expense (6122)	\$0.00
Office Equipment Expense (6123)	\$78,113.20
General Purpose Computers Expense (6124)	\$58,433.56
Total Support Expense	\$300,166.06
Non-Digital Switching Expense (6211)	
Digital Electronic Expense (6212)	\$326,316.19
Total Central Off. Switch. Exp	\$326,316.19
Operator System Expense (6220)	
Radio System Expense (6231)	\$221.22
Circuit Equipment Expense (6232)	\$123,603.60
Total Central Off. Trans. Exp.	\$123,824.82
Station Apparatus Expense (6311)	
Large PBX Expense (6341)	
Public Tele. Terminal Equipment (6351)	\$487.35
Other Terminal Equipment Expense (6362)	
Total Info. Org. Term. Equip	\$487.35
Poles Expense (6411)	\$202,108.54
Aerial Cable Expense (6421)	\$417,979.15
Underground Cable Expense (6422)	\$1,133.95
Buried Cable Expense (6423)	\$22,165.69
Submarine and Deep Sea Cable (6424)	

11900 Highland Telephone Cooperative, Inc. 01/01/2008 - 12/31/2008

Income Statement - Operating Exp - Plant Specific - Sched VI pg 2 Kentucky Operations Only (Ref Page: 2)

	Total (c)
Intrabuilding Network Cable Expense (6426)	
Aerial Wire Expense (6431)	\$171.44
Conduit Systems Expense (6441)	
Total Cable and Wire Expense	\$643,558.77
Total Plant Spc. Expense	\$1,398,295.07

11900 Highland Telephone Cooperative, Inc. 01/01/2008 - 12/31/2008

Income Statement - Operating Exp - Plant NonSpecific - Sched VI pg 3 Kentucky Operations Only (Ref Page: 3)

	Total (c)
Plant NonSpecific Operating Expense	
Plant held for future Telephone use (6511)	\$51,713.77
Provisioning Expense (6512)	\$11,842.62
Total other PPE Expense	\$63,556.39
Power Expense (6531)	
Network Administration Expense (6532)	
Testing Expense (6533)	\$19,303.52
Plant Operations Administration Expense (6534)	\$93,373.13
Engineering Expense (6535)	\$141,926.12
Total Network Ops Expense	\$254,602.77
Access Expense (6540)	\$108,016.45
Depreciation Expense - Telecomm Plant in Service (6561)	\$1,501,179.63
Depreciation Expense - Property Held for Future Telecom Use (6562)	
Amortization - Tangible (6563)	
Amortization - Intangible (6564)	
Amortization - Other	
Total Depreciation and Amortization Epx	\$1,501,179.63
Total Plant NonSpecific Expense	\$1,927,355.24
Customer Operations Expense	
Product Management and Sales (6611)	\$1,215.71
Product Advertising (6613)	\$23,644.60
Total Marketing Expense	\$24,860.31
Call Completion Services (6621)	
Number Services (6622)	\$49,581.78
Customer Services (6623)	\$432,176.20
Total Services Expense	\$481,757.98
General and Administrative (6720)	\$817,632.13

11900 Highland Telephone Cooperative, Inc. 01/01/2008 - 12/31/2008

Income Statement - Operating Exp - Plant NonSpecific - Sched VI pg 3 Kentucky Operations Only (Ref Page: 3)

	Total (c)
Provision for Uncollectible Notes Receivable (6790)	
Total Corp. Oper. Expense	\$817,632.13
Net Operating Revenue	(\$113,480.10)

11900 Highland Telephone Cooperative, Inc. 01/01/2008 - 12/31/2008

Income Statement - Operating Exp - Sched VI pg 4 - Kentucky Operations Only (Ref Page: 7)

	Amount
Other Operating Income and Expense (7100)	
Operating Taxes	
Operating Investment Tax Credits Net (7210)	
Operating Federal Income Taxes (7220)	(\$964.22)
Operating State and Local Income Taxes (7230)	(\$749.95)
Operating Other Taxes (7240)	\$95,270.72
Provision for Deferred Operating Income Tax - Net (7250)	
Total Operating Taxes	\$93,556.55
Nonoperating Income and Expense (7300)	\$328,920.37
Nonoperating Taxes (7400)	
Interest and Related Items (7500)	\$134,846.79
Extraordinary Items (7600)	
Jurisdictional Differences and NonRegulated Income	
Income Effect of Jurisdictional Differences - Net (7910)	
Nonregulated Net Income (7990)	(\$215,361.75)
Net Income	(\$228,324.82)

11900 Highland Telephone Cooperative, Inc. 01/01/2009 - 12/31/2009

Balance Sheet Accounts - Sched III Page 1 - Kentucky Operations Only (Ref Page: 1)

	Amount (c)
Current Assets	
Cash and Equivalents (1120)	\$2,906,513.36
Receivables (1170)	\$288,140.57
Allowance for Doubtful Accounts (1171)	(\$40,841.72)
Inventories (1220)	\$12,238.08
Prepayments (1280)	\$111,675.09
Other Current Assets (1350)	\$350,162.12
Non-Regulated Investments (1406)	\$756,002.21
Other Noncurrent Assets (1410)	\$2,320,811.75
Deferred Maintenance and Retirements (1438)	
Other Jurisdictional Assets - Net (1500)	
Total Current Assets	\$6,704,701.46

11900 Highland Telephone Cooperative, Inc. 01/01/2009 - 12/31/2009

Balance Sheet Accounts - Sched III Page 2-4 - Kentucky Operations Only (Ref Page: 2)

	Beg Bal (c)	Additions (d)	Retirements (e)	Transfer (f)	End Bal (g)
Telephone Plant					
Telephone Plant in Service (2001)	\$20,901,727.51	\$262,341.44	(\$124,559.24)	(\$60,404.00)	\$20,979,105.71
Property Held for Future Telephone Use (2002)					
Tele. Plant Under Construct. - Short Term (2003)	\$8,670.31	\$96,968.42	\$0.00	\$0.00	\$105,638.73
Tele. Plant Under Construct. - Long Term (2004)					
Telephone Plant Adjustment (2005)					
Nonoperating Plant (2006)					
Goodwill (2007)					
Total Telephone Plant	\$20,910,397.82	\$359,309.86	(\$124,559.24)	(\$60,404.00)	\$21,084,744.44
Support Assets					
Land (2111)	\$100,790.90	\$0.00	\$0.00	\$0.00	\$100,790.90
Motor Vehicles (2112)	\$365,826.35	\$8,169.00	\$0.00	(\$60,404.00)	\$313,591.35
Aircraft (2113)					
Tools and Other Work Equipment (2114)	\$110,623.15	\$0.00	\$0.00	\$0.00	\$110,623.15
Buildings (2121)	\$573,100.97	\$0.00	\$0.00	\$0.00	\$573,100.97
Furniture (2122)					
Office Equipment (2123)	\$26,838.83	\$0.00	\$0.00	\$0.00	\$26,838.83
General Purpose Computers (2124)	\$85,761.14	\$0.00	\$0.00	\$0.00	\$85,761.14
Total Support Assets	\$1,262,941.34	\$8,169.00	\$0.00	(\$60,404.00)	\$1,210,706.34
Central Office - Switching					
Non Digital Switching (2211)					

11900 Highland Telephone Cooperative, Inc. 01/01/2009 - 12/31/2009

Balance Sheet Accounts - Sched III Page 2-4 - Kentucky Operations Only (Ref Page: 2)

	Beg Bal (c)	Additions (d)	Retirements (e)	Transfer (f)	End Bal (g)
Digital Electronic Switching (2212)	\$4,452,376.18	\$84,938.90	\$0.00	\$0.00	\$4,537,315.08
Total Central Office - Switching	\$4,452,376.18	\$84,938.90	\$0.00	\$0.00	\$4,537,315.08
Total Operator Systems (2220)					
Central Office - Transmission					
Radio Systems (2231)	\$3,041.02	\$0.00	\$0.00	\$0.00	\$3,041.02
Circuit Equipment (2232)	\$1,292,234.49	\$38,436.46	(\$13,268.14)	\$0.00	\$1,317,402.81
Total Central Office Transmission	\$1,295,275.51	\$38,436.46	(\$13,268.14)	\$0.00	\$1,320,443.83
Information Origination Termination					
Station Apparatus (2311)					
Customer Premise Wire (2321)					
Large PBX (2341)					
Public Telephone Terminal Equipment (2351)	\$0.00	\$0.00	\$0.00	\$0.00	\$0.00
Other Terminal Equipment (2362)					
Total Information Origin Termination	\$0.00				
Cable and Wire Facilities Assets					
Poles (2411)	\$2,889,388.01	\$3,378.37	(\$11,065.84)	\$0.00	\$2,881,700.54
Aerial Cable (2421)	\$10,696,269.35	\$119,595.43	(\$100,225.26)	\$0.00	\$10,715,639.52
Underground Cable (2422)	\$64,007.79	\$3,275.49	\$0.00	\$0.00	\$67,283.28
Buried Cable (2423)	\$241,469.33	\$4,547.79	\$0.00	\$0.00	\$246,017.12
Submarine and Deep Sea Cable (2424)					
Intrabuilding Network Cable (2426)					

11900 Highland Telephone Cooperative, Inc. 01/01/2009 - 12/31/2009

Balance Sheet Accounts - Sched III Page 2-4 - Kentucky Operations Only (Ref Page: 2)

	Beg Bal (c)	Additions (d)	Retirements (e)	Transfer (f)	End Bal (g)
Aerial Wire (2431)					
Conduit Systems (2441)					
Total Cable and Wire Facilities Assets	\$13,891,134.48	\$130,797.08	(\$111,291.10)	\$0.00	\$13,910,640.46
Amortizable Assets					
Amortizable Tangible Assets (2680)					
Capital Leases (2681)					
Leasonhold Improvements (2682)					
Total Amortizable Assets					
Intangibles (2690)					
Total Tele. Plant in Service 2001	\$20,901,727.51	\$262,341.44	(\$124,559.24)	(\$60,404.00)	\$20,979,105.71

11900 Highland Telephone Cooperative, Inc. 01/01/2009 - 12/31/2009

Balance Sheet Accounts - Sched III Page 5a - Kentucky Operations Only (Ref Page: 5)

	Amount
Depreciation and Amortization	
Accumulated Depreciation (3100)	\$15,369,162.00
Accumulated Depreciations - Plant Held for Future Tele. Use (3200)	
Accumulated Depreciation - Nonoperating (3300)	
Accumulated Amortization - Capitalized Leases (3410)	
Accumulated Amortization - Leasehold Improvements (3420)	
Accumulated Amortization - Intangible (3500)	
Accumulated Amortization - Other (3600)	\$499.39
Total Depreciation and Amortization	\$15,369,661.39
Net Telephone Plant	\$5,715,083.05
Total Assets	\$12,419,784.51

11900 Highland Telephone Cooperative, Inc. 01/01/2009 - 12/31/2009

Balance Sheet Accounts - Sched III Page 5-6 Kentucky Operations Only (Ref Page: 5)

	Amount
Current Liabilities	
Current Accounts and Notes Payable (4000)	\$502,818.94
Customer`s Deposits (4040)	\$257.58
Income Taxes - Accrued (4070)	(\$357.23)
Other Taxes - Accrued (4080)	\$79,961.16
Net Current Deferred Operating Income Taxes (4100)	
Net Current Deferred Nonoperating Income Taxes (4110)	
Other Current Liabilities (4130)	\$354,944.88
Total Current Liabilities	\$937,625.33
Long Term Debt and Funded Debt (4200)	\$947,884.84
Other Liabilities and Deferred Credits	
Other Long Term Liabilities and Deferred Credits (4300)	\$605,692.71
Unamortized Operating Investment Tax Credits - Net (4320)	
Unamortized Nonoperating Investment Tax Credits - Net (4330)	
Net Noncurrent Deferred Operating Income Taxes (4340)	
Net Deferred Tax Liability Adjustments (4341)	
Deferred Tax Regulatory Liability (4361)	
Other Jurisdictional Liabilities/Deferred Credits - Net (4370)	
Total Other Liabilities and Deferred Credits	\$605,692.71
Capital Stock (4510)	
Additional Paid-In Capital (4520)	
Treasury Stock (4530)	
Other Capital (4540)	\$39,786.22
Retained Earnings (4550)	\$9,888,795.41
Total Stockholders` Equity	\$9,928,581.63
Total Liabilities and Stockholder`s Equity	\$12,419,784.51

11900 Highland Telephone Cooperative, Inc. 01/01/2009 - 12/31/2009

Balance Sheet Accts - Retained Earnings Sched III - Kentucky Operations Only (Ref Page: 6)

	Amount
Retained Earnings (Beg of Yr)	\$9,827,825.13
Net Income	(\$273,002.77)
Dividends Declared	
Capital Credit Rotations	
Miscellaneous Debits*	
Miscellaneous Credits*	\$333,973.05
Retained Earnings (End of Year)	\$9,888,795.41
* Explain any individual item over \$10,000	

Note:

Miscellaneous Credit:

The Accounting Method for the accrual of post retirement benefits was affected by the pronouncement FAS158. The application of FAS158 resulted in an adjustment to post retirement benefits and a corresponding comprehensive loss of 23,895.55.

Difference in net income reported last year 310,077.50.

Our original report was filed using preliminary numbers. An adjusting entry was made in the 13th month to recalculated switch office and aerial cable depreciation.

11900 Highland Telephone Cooperative, Inc. 01/01/2009 - 12/31/2009

Income Statement Accounts - Sched VI pg 1 - Kentucky Operations Only (Ref Page: 1)

	Amount (c)
Local Network Service	
Basic Area Revenue (5001)	\$1,355,593.50
Private Line Revenue (5040)	\$6,489.10
Other Basic Area Revenue (5060)	\$107,049.26
Total Local Network Service Revenues	\$1,469,131.86
Network Access Service Revenues	
End User Revenue (5081)	\$573,742.43
Switched Access Revenue (5182)	\$1,319,375.94
Special Access Revenue (5083)	\$263,316.36
Total Network Access Revenue	\$2,156,434.73
Long Distance Message Revenue (5100)	\$8,364.81
Miscellaneous Revenue (5200)	\$563,788.33
Directory Revenue (5230)	\$109,456.89
Non-Regulated Operating Revenue (5280)	
Uncollectible Revenue (5300)	(\$3,456.30)
TOTAL OPERATING REVENUE	\$4,310,632.92

11900 Highland Telephone Cooperative, Inc. 01/01/2009 - 12/31/2009

Income Statement - Operating Exp - Plant Specific - Sched VI pg 2 Kentucky Operations Only (Ref Page: 2)

	Total (c)
Plant Specific Operation Expense	
Motor Vehicle Expense (6112)	\$2,197.89
Aircraft Expense (6113)	
Tools and Other Work Equipment Expense (6114)	(\$20.27)
Total Network Support Expenses	\$2,177.62
Land and Building Expense (6121)	\$168,619.48
Furniture and Artworks Expense (6122)	
Office Equipment Expense (6123)	\$70,005.80
General Purpose Computers Expense (6124)	\$57,806.97
Total Support Expense	\$296,432.25
Non-Digital Switching Expense (6211)	
Digital Electronic Expense (6212)	\$337,554.91
Total Central Off. Switch. Exp	\$337,554.91
Operator System Expense (6220)	
Radio System Expense (6231)	\$790.87
Circuit Equipment Expense (6232)	\$114,395.26
Total Central Off. Trans. Exp.	\$115,186.13
Station Apparatus Expense (6311)	
Large PBX Expense (6341)	
Public Tele. Terminal Equipment (6351)	
Other Terminal Equipment Expense (6362)	
Total Info. Org. Term. Equip	\$0.00
Poles Expense (6411)	\$210,480.38
Aerial Cable Expense (6421)	\$364,496.33
Underground Cable Expense (6422)	\$3,561.92
Buried Cable Expense (6423)	\$12,343.20
Submarine and Deep Sea Cable (6424)	

11900 Highland Telephone Cooperative, Inc. 01/01/2009 - 12/31/2009

Income Statement - Operating Exp - Plant Specific - Sched VI pg 2 Kentucky Operations Only (Ref Page: 2)

	Total (c)
Intrabuilding Network Cable Expense (6426)	
Aerial Wire Expense (6431)	\$0.00
Conduit Systems Expense (6441)	
Total Cable and Wire Expense	\$590,881.83
Total Plant Spc. Expense	\$1,342,232.74

11900 Highland Telephone Cooperative, Inc. 01/01/2009 - 12/31/2009

Income Statement - Operating Exp - Plant NonSpecific - Sched VI pg 3 Kentucky Operations Only (Ref Page: 3)

	Total (c)
Plant NonSpecific Operating Expense	
Plant held for future Telephone use (6511)	\$39,738.69
Provisioning Expense (6512)	\$18,757.64
Total other PPE Expense	\$58,496.33
Power Expense (6531)	\$50.07
Network Administration Expense (6532)	
Testing Expense (6533)	\$21,626.55
Plant Operations Administration Expense (6534)	\$78,350.85
Engineering Expense (6535)	\$140,496.70
Total Network Ops Expense	\$240,524.17
Access Expense (6540)	\$74,444.55
Depreciation Expense - Telecomm Plant in Service (6561)	\$1,230,425.94
Depreciation Expense - Property Held for Future Telecom Use (6562)	
Amortization - Tangible (6563)	
Amortization - Intangible (6564)	
Amortization - Other	
Total Depreciation and Amortization Epx	\$1,230,425.94
Total Plant NonSpecific Expense	\$1,603,890.99
Customer Operations Expense	
Product Management and Sales (6611)	\$1,225.35
Product Advertising (6613)	\$26,964.23
Total Marketing Expense	\$28,189.58
Call Completion Services (6621)	
Number Services (6622)	\$55,408.89
Customer Services (6623)	\$417,500.72
Total Services Expense	\$472,909.61
General and Administrative (6720)	\$755,262.31

11900 Highland Telephone Cooperative, Inc. 01/01/2009 - 12/31/2009

Income Statement - Operating Exp - Plant NonSpecific - Sched VI pg 3 Kentucky Operations Only (Ref Page: 3)

	Total (c)
Provision for Uncollectible Notes Receivable (6790)	
Total Corp. Oper. Expense	\$755,262.31
Net Operating Revenue	\$108,147.69

11900 Highland Telephone Cooperative, Inc. 01/01/2009 - 12/31/2009

Income Statement - Operating Exp - Sched VI pg 4 - Kentucky Operations Only (Ref Page: 7)

	Amount
Other Operating Income and Expense (7100)	
Operating Taxes	
Operating Investment Tax Credits Net (7210)	
Operating Federal Income Taxes (7220)	\$935.67
Operating State and Local Income Taxes (7230)	\$646.51
Operating Other Taxes (7240)	\$80,932.24
Provision for Deferred Operating Income Tax - Net (7250)	
Total Operating Taxes	\$82,514.42
Nonoperating Income and Expense (7300)	(\$178,355.34)
Nonoperating Taxes (7400)	
Interest and Related Items (7500)	\$113,013.52
Extraordinary Items (7600)	
Jurisdictional Differences and NonRegulated Income	
Income Effect of Jurisdictional Differences - Net (7910)	
Nonregulated Net Income (7990)	(\$7,267.18)
Net Income	(\$273,002.77)

11900 Highland Telephone Cooperative, Inc. 01/01/2010 - 12/31/2010

Balance Sheet Accounts - Sched III Page 1 - Kentucky Operations Only (Ref Page: 1)

	Amount (c)
Current Assets	
Cash and Equivalents (1120)	\$2,563,008.55
Receivables (1170)	\$299,410.92
Allowance for Doubtful Accounts (1171)	(\$17,076.42)
Inventories (1220)	\$13,852.38
Prepayments (1280)	\$80,268.19
Other Current Assets (1350)	\$724,164.71
Non-Regulated Investments (1406)	\$729,503.16
Other Noncurrent Assets (1410)	\$2,084,533.56
Deferred Maintenance and Retirements (1438)	
Other Jurisdictional Assets - Net (1500)	
Total Current Assets	\$6,477,665.05

11900 Highland Telephone Cooperative, Inc. 01/01/2010 - 12/31/2010

Balance Sheet Accounts - Sched III Page 2-4 - Kentucky Operations Only (Ref Page: 2)

	Beg Bal (c)	Additions (d)	Retirements (e)	Transfer (f)	End Bal (g)
Telephone Plant					
Telephone Plant in Service (2001)	\$20,979,105.71	\$247,808.09	(\$283,042.52)	\$0.00	\$20,943,871.28
Property Held for Future Telephone Use (2002)					
Tele. Plant Under Construct. - Short Term (2003)	\$105,638.73	\$587,105.33	\$0.00	\$0.00	\$692,744.06
Tele. Plant Under Construct. - Long Term (2004)					
Telephone Plant Adjustment (2005)					
Nonoperating Plant (2006)					
Goodwill (2007)					
Total Telephone Plant	\$21,084,744.44	\$834,913.42	(\$283,042.52)	\$0.00	\$21,636,615.34
Support Assets					
Land (2111)	\$100,790.90	\$0.00	\$0.00	\$0.00	\$100,790.90
Motor Vehicles (2112)	\$313,591.35	\$0.00	\$0.00	\$0.00	\$313,591.35
Aircraft (2113)					
Tools and Other Work Equipment (2114)	\$110,623.15	\$0.00	\$0.00	\$0.00	\$110,623.15
Buildings (2121)	\$573,100.97	\$0.00	\$0.00	\$0.00	\$573,100.97
Furniture (2122)					
Office Equipment (2123)	\$26,838.83	\$0.00	\$0.00	\$0.00	\$26,838.83
General Purpose Computers (2124)	\$85,761.14	\$595.00	\$0.00	\$0.00	\$86,356.14
Total Support Assets	\$1,210,706.34	\$595.00	\$0.00	\$0.00	\$1,211,301.34
Central Office - Switching					
Non Digital Switching (2211)					

11900 Highland Telephone Cooperative, Inc. 01/01/2010 - 12/31/2010

Balance Sheet Accounts - Sched III Page 2-4 - Kentucky Operations Only (Ref Page: 2)

	Beg Bal (c)	Additions (d)	Retirements (e)	Transfer (f)	End Bal (g)
Digital Electronic Switching (2212)	\$4,537,315.08	\$59,005.28	\$0.00	\$0.00	\$4,596,320.36
Total Central Office - Switching	\$4,537,315.08	\$59,005.28	\$0.00	\$0.00	\$4,596,320.36
Total Operator Systems (2220)					
Central Office - Transmission					
Radio Systems (2231)	\$3,041.02	\$0.00	\$0.00	\$0.00	\$3,041.02
Circuit Equipment (2232)	\$1,317,402.81	\$58,815.47	(\$229,611.52)	\$0.00	\$1,146,606.76
Total Central Office Transmission	\$1,320,443.83	\$58,815.47	(\$229,611.52)	\$0.00	\$1,149,647.78
Information Origination Termination					
Station Apparatus (2311)					
Customer Premise Wire (2321)					
Large PBX (2341)					
Public Telephone Terminal Equipment (2351)	\$0.00				
Other Terminal Equipment (2362)					
Total Information Origin Termination					
Cable and Wire Facilities Assets					
Poles (2411)	\$2,881,700.54	\$2,508.17	(\$10,545.17)	\$0.00	\$2,873,663.54
Aerial Cable (2421)	\$10,715,639.52	\$120,534.85	(\$42,885.83)	\$0.00	\$10,793,288.57
Underground Cable (2422)	\$67,283.28	\$0.00	\$0.00	\$0.00	\$67,283.28
Buried Cable (2423)	\$246,017.12	\$6,349.29	\$0.00	\$0.00	\$252,366.41
Submarine and Deep Sea Cable (2424)					
Intrabuilding Network Cable (2426)					

11900 Highland Telephone Cooperative, Inc. 01/01/2010 - 12/31/2010

Balance Sheet Accounts - Sched III Page 2-4 - Kentucky Operations Only (Ref Page: 2)

	Beg Bal (c)	Additions (d)	Retirements (e)	Transfer (f)	End Bal (g)
Aerial Wire (2431)					
Conduit Systems (2441)					
Total Cable and Wire Facilities Assets	\$13,910,640.46	\$129,392.31	(\$53,431.00)	\$0.00	\$13,986,601.80
Amortizable Assets					
Amortizable Tangible Assets (2680)					
Capital Leases (2681)					
Leasonhold Improvements (2682)					
Total Amortizable Assets					
Intangibles (2690)					
Total Tele. Plant in Service 2001	\$20,979,105.71	\$247,808.06	(\$283,042.52)	\$0.00	\$20,943,871.28

11900 Highland Telephone Cooperative, Inc. 01/01/2010 - 12/31/2010

Balance Sheet Accounts - Sched III Page 5a - Kentucky Operations Only (Ref Page: 5)

	Amount
Depreciation and Amortization	
Accumulated Depreciation (3100)	\$15,828,830.03
Accumulated Depreciations - Plant Held for Future Tele. Use (3200)	
Accumulated Depreciation - Nonoperating (3300)	
Accumulated Amortization - Capitalized Leases (3410)	
Accumulated Amortization - Leasehold Improvements (3420)	
Accumulated Amortization - Ingangible (3500)	
Accumulated Amortization - Other (3600)	\$499.39
Total Depreciation and Amortization	\$15,829,329.42
Net Telephone Plant	\$5,807,285.92
Total Assets	\$12,284,950.97

11900 Highland Telephone Cooperative, Inc. 01/01/2010 - 12/31/2010

Balance Sheet Accounts - Sched III Page 5-6 Kentucky Operations Only (Ref Page: 5)

	Amount
Current Liabilities	
Current Accounts and Notes Payable (4000)	\$526,610.67
Customer`s Deposits (4040)	\$60.50
Income Taxes - Accrued (4070)	\$56.09
Other Taxes - Accrued (4080)	\$74,943.23
Net Current Deferred Operating Income Taxes (4100)	
Net Current Deferred Nonoperating Income Taxes (4110)	
Other Current Liabilities (4130)	\$342,615.57
Total Current Liabilities	\$944,286.06
Long Term Debt and Funded Debt (4200)	\$650,551.04
Other Liabilities and Deferred Credits	
Other Long Term Liabilities and Deferred Credits (4300)	\$686,676.51
Unamortized Operating Investment Tax Credits - Net (4320)	
Unamortized Nonoperating Investment Tax Credits - Net (4330)	
Net Noncurrent Deferred Operating Income Taxes (4340)	
Net Deferred Tax Liability Adjustments (4341)	
Deferred Tax Regulatory Liability (4361)	
Other Jurisdictional Liabilities/Deferred Credits - Net (4370)	
Total Other Liabilities and Deferred Credits	\$686,676.51
Capital Stock (4510)	
Additional Paid-In Capital (4520)	
Treasury Stock (4530)	
Other Capital (4540)	\$38,404.37
Retained Earnings (4550)	\$9,965,032.99
Total Stockholders` Equity	\$10,003,437.36
Total Liabilities and Stockholder`s Equity	\$12,284,950.97

11900 Highland Telephone Cooperative, Inc. 01/01/2010 - 12/31/2010

Balance Sheet Accts - Retained Earnings Sched III - Kentucky Operations Only (Ref Page: 6)

	Amount
Retained Earnings (Beg of Yr)	\$9,888,795.41
Net Income	\$6,818.49
Dividends Declared	
Capital Credit Rotations	
Miscellaneous Debits*	
Miscellaneous Credits*	\$69,419.09
Retained Earnings (End of Year)	\$9,965,032.99
* Explain any individual item over \$10,000	

Note:

Miscellaneous Credit:

The Accounting Method for the accrual of post retirement benefits was affected by the pronouncement FAS158. The application of FAS158 resulted in an adjustment to post retirement benefits and a corresponding comprehensive loss of \$69,419.09.

11900 Highland Telephone Cooperative, Inc. 01/01/2010 - 12/31/2010

Income Statement Accounts - Sched VI pg 1 - Kentucky Operations Only (Ref Page: 1)

	Amount (c)
Local Network Service	
Basic Area Revenue (5001)	\$1,520,210.86
Private Line Revenue (5040)	\$6,489.10
Other Basic Area Revenue (5060)	\$96,262.02
Total Local Network Service Revenues	\$1,622,961.98
Network Access Service Revenues	
End User Revenue (5081)	\$649,829.50
Switched Access Revenue (5182)	\$1,243,851.20
Special Access Revenue (5083)	\$228,126.40
Total Network Access Revenue	\$2,121,807.10
Long Distance Message Revenue (5100)	\$5,078.99
Miscellaneous Revenue (5200)	\$643,918.24
Directory Revenue (5230)	\$94,290.57
Non-Regulated Operating Revenue (5280)	
Uncollectible Revenue (5300)	(\$11,890.13)
TOTAL OPERATING REVENUE	\$4,499,947.01

11900 Highland Telephone Cooperative, Inc. 01/01/2010 - 12/31/2010

Income Statement - Operating Exp - Plant Specific - Sched VI pg 2 Kentucky Operations Only (Ref Page: 2)

	Total (c)
Plant Specific Operation Expense	
Motor Vehicle Expense (6112)	\$4,228.70
Aircraft Expense (6113)	
Tools and Other Work Equipment Expense (6114)	\$1,503.99
Total Network Support Expenses	\$5,732.69
Land and Building Expense (6121)	\$180,979.68
Furniture and Artworks Expense (6122)	
Office Equipment Expense (6123)	\$70,883.42
General Purpose Computers Expense (6124)	\$53,793.91
Total Support Expense	\$305,657.01
Non-Digital Switching Expense (6211)	
Digital Electronic Expense (6212)	\$339,689.32
Total Central Off. Switch. Exp	\$339,689.32
Operator System Expense (6220)	
Radio System Expense (6231)	\$285.38
Circuit Equipment Expense (6232)	\$100,156.56
Total Central Off. Trans. Exp.	\$100,441.94
Station Apparatus Expense (6311)	
Large PBX Expense (6341)	
Public Tele. Terminal Equipment (6351)	
Other Terminal Equipment Expense (6362)	
Total Info. Org. Term. Equip	
Poles Expense (6411)	\$274,173.15
Aerial Cable Expense (6421)	\$360,108.68
Underground Cable Expense (6422)	\$6,346.16
Buried Cable Expense (6423)	\$15,669.70
Submarine and Deep Sea Cable (6424)	

11900 Highland Telephone Cooperative, Inc. 01/01/2010 - 12/31/2010

Income Statement - Operating Exp - Plant Specific - Sched VI pg 2 Kentucky Operations Only (Ref Page: 2)

	Total (c)
Intrabuilding Network Cable Expense (6426)	
Aerial Wire Expense (6431)	
Conduit Systems Expense (6441)	
Total Cable and Wire Expense	\$656,297.69
Total Plant Spc. Expense	\$1,407,818.65

11900 Highland Telephone Cooperative, Inc. 01/01/2010 - 12/31/2010

Income Statement - Operating Exp - Plant NonSpecific - Sched VI pg 3 Kentucky Operations Only (Ref Page: 3)

	Total (c)
Plant NonSpecific Operating Expense	
Plant held for future Telephone use (6511)	\$35,997.45
Provisioning Expense (6512)	\$27,839.79
Total other PPE Expense	\$63,837.24
Power Expense (6531)	\$29.26
Network Administration Expense (6532)	
Testing Expense (6533)	\$19,008.99
Plant Operations Administration Expense (6534)	\$81,724.52
Engineering Expense (6535)	\$213,058.89
Total Network Ops Expense	\$313,821.66
Access Expense (6540)	\$87,818.78
Depreciation Expense - Telecomm Plant in Service (6561)	\$1,208,110.83
Depreciation Expense - Property Held for Future Telecom Use (6562)	
Amortization - Tangible (6563)	
Amortization - Intangible (6564)	
Amortization - Other	
Total Depreciation and Amortization Epx	\$1,208,110.83
Total Plant NonSpecific Expense	\$1,673,588.51
Customer Operations Expense	
Product Management and Sales (6611)	\$830.65
Product Advertising (6613)	\$12,821.71
Total Marketing Expense	\$13,652.36
Call Completion Services (6621)	
Number Services (6622)	\$45,252.33
Customer Services (6623)	\$408,447.82
Total Services Expense	\$453,700.15
General and Administrative (6720)	\$704,860.95

11900 Highland Telephone Cooperative, Inc. 01/01/2010 - 12/31/2010

Income Statement - Operating Exp - Plant NonSpecific - Sched VI pg 3 Kentucky Operations Only (Ref Page: 3)

	Total (c)
Provision for Uncollectible Notes Receivable (6790)	
Total Corp. Oper. Expense	\$704,860.95
Net Operating Revenue	\$246,326.39

11900 Highland Telephone Cooperative, Inc. 01/01/2010 - 12/31/2010

Income Statement - Operating Exp - Sched VI pg 4 - Kentucky Operations Only (Ref Page: 7)

	Amount
Other Operating Income and Expense (7100)	
Operating Taxes	
Operating Investment Tax Credits Net (7210)	
Operating Federal Income Taxes (7220)	\$1,425.57
Operating State and Local Income Taxes (7230)	\$647.78
Operating Other Taxes (7240)	\$108,142.54
Provision for Deferred Operating Income Tax - Net (7250)	
Total Operating Taxes	\$110,215.89
Nonoperating Income and Expense (7300)	(\$40,726.56)
Nonoperating Taxes (7400)	
Interest and Related Items (7500)	\$90,253.16
Extraordinary Items (7600)	
Jurisdictional Differences and NonRegulated Income	
Income Effect of Jurisdictional Differences - Net (7910)	
Nonregulated Net Income (7990)	\$1,687.71
Net Income	\$6,818.49

TWTC/LEVEL3/PAETEC

REQUESTNO.8: Provide the return on equity and return on rate base—total company and Kentucky intrastate only—for each year for the past five years.

OBJECTION: This request is overly broad, unduly burdensome, and is not reasonably calculated to lead to the discovery of admissible evidence. The phrase “return on equity and return on rate base—total company and Kentucky intrastate only” is vague and ambiguous. This information is not kept in the ordinary course of business, and it is not readily available to average schedule companies. The data sought is competitively sensitive and **HIGHLY CONFIDENTIAL**. Without waiving these objections, the RLECs respond as follows.

Respondent: **David Crawford, Access Service Manager, Highland Telephone Cooperative, Inc.**

Response: **The Company is an average schedule company and this data is not readily available.**

TWTC/LEVEL3/PAETEC

REQUESTNO.9: State the number of access lines subscribing to stand-alone basic local service (that is, without any additional optional features or services, includingDSL)atyearend,foreachofthepastfiveyears.

OBJECTION: This request is overly broad, unduly burdensome, and is not reasonably calculated to lead to the discovery of admissible evidence. The data sought is competitively sensitive and HIGHLY CONFIDENTIAL. Withoutwaivingtheseobjections,theRLECsrespondasfollows.

Respondent: **David Crawford, Access Service Manager, Highland Telephone Cooperative,Inc.**

Response:	asofDecember31,2006	notavailable
	asofDecember31,2007	notavailable
	asofDecember31,2008	notavailable
	asofDecember31,2009	notavailable
	asofDecember31,2010	notavailable
	Current	██████████

TWTC/LEVEL3/PAETEC

REQUEST NO.10: Does your company or an affiliate provide DSL? If the answer is yes, provide:

- a. The number of residential and business lines that subscribe to DSL service;
- b. The average monthly price for DSL for 2011; and
- c. If an affiliate provides DSL, how the ILEC company is compensated (including structure and level) for the use of the local loop to provide DSL.

OBJECTION: This request is overly broad and is not reasonably calculated to lead to the discovery of admissible evidence; DSL services are not directly at issue in this proceeding. The RLECs also object to the extent that this request seeks information regarding any affiliates that are not a party to this proceeding. The data sought is competitively sensitive and HIGHLY CONFIDENTIAL. Without waiving these objections, the RLECs respond as follows.

Respondent: David Crawford, Access Service Manager, Highland Telephone Cooperative, Inc.

Response: Yes.

- a. Residential 1 [REDACTED]
- Business 1 [REDACTED]

b. \$ [REDACTED]

c. NECA Tariff F.C.C.No.5

TWTC/LEVEL3/PAETEC

REQUESTNO.11: What is the monthly recurring price (at year-end 2010) and number of units sold (during calendar year 2010) for each bundle or package that includes basic local service?

OBJECTION: This request is vague and ambiguous because “units” and “number of units sold” are not defined. The data sought is competitively sensitive and
HIGHLY CONFIDENTIAL. Without waiving these objections, the RLECs respond as follows.

Respondent: **David Crawford, Access Service Manager, Highland Telephone Cooperative, Inc.**

Response: **Bundle basic phone service with broadband: \$5.00 discount. Bundle basic phone service with broadband and cable TV: \$10 discount.**

TWTC/LEVEL3/PAETEC

REQUESTNO.12: State the current level of basic local service and the corresponding interstate SLC, assuming no additional features are purchased by the customer.

OBJECTION: This request is overly broad and is not reasonably calculated to lead to the discovery of admissible evidence. The phrase “current level of basic local service” is vague and ambiguous. To the extent that this request seeks information regarding the RLECs’ interstate rates, such request is irrelevant to the subject of this proceeding. This request seeks publicly available information contained in Commission orders or tariffs filed with and approved by the Commission. This request further seeks publicly available information contained in tariffs filed with and approved by the FCC. Without waiving these objections, the RLECs respond as follows.

Respondent: **David Crawford, Access Service Manager, Highland Telephone Cooperative, Inc.**

Response: **Residential and single-line business SLC: \$6.50
Multi-line business SLC: \$9.20**

TWTC/LEVEL3/PAETEC

REQUEST NO.13: Provide your average revenue per residential and switched access line for each of the past five years, including all revenues for optional retail services in the numerator. Identify all additional features and services for which revenues were collected in each year.

OBJECTION: This request is overly broad, unduly burdensome, and not reasonably calculated to lead to the discovery of admissible evidence. This request is vague and ambiguous because the meaning of “average revenue per residential and switched access line” is unclear; this type of data is not kept by the RLECs in the ordinary course of business and even if it were it would be HIGHLY CONFIDENTIAL. Without waiving these objections, the RLECs respond as follows.

Respondent: David Crawford, Access Service Manager, Highland Telephone Cooperative, Inc.

Response: See objection above and see below.

Call Waiting
Call Forwarding
Three-Way Calling
Speed Calling (8-Code)
Speed Calling (30-Code)
Cancel Call Waiting Residential
Cancel Call Waiting Business
Teen Line
Anonymous Call Rejection Residential
Anonymous Call Rejection Business
Automatic Call Back Residential
Automatic Call Back Business
Automatic Recall Residential
Automatic Recall Business
Caller ID Residential
Caller ID Business
Caller ID Blocking Per Call
Caller ID Blocking Per Line
Customer Originated Trace Per Call Residential
Customer Originated Trace Per Call Business
Customer Originated Trace Monthly Residential
Customer Originated Trace Monthly Business
Distinctive Call Waiting Residential
Distinctive Call Waiting Business
Distinctive Ring Residential
Distinctive Ring Business

SelectiveCallAcceptanceResidential
SelectiveCallAcceptanceBusiness
SelectiveCallForwardingResidential
SelectiveCallForwardingBusiness
SelectiveCallRejectionResidential
SelectiveCallRejectionBusiness
WarmLine
VoiceMail-Basic
VoiceMail-Standard
VoiceMail-StandardPlus
VoiceMail-Premium

TWTC/LEVEL3/PAETEC

REQUESTNO.14: With respect to the access revenue shift estimate and number s you filed with the Commission on or about April 15, 2011, provide all workpapers for each such estimate or number, including spreadsheets, calculations , and input data.

OBJECTION: This request seeks the production of documents and information that is subject to the attorney-client privilege and attorney work product doctrine. This request is overly broad, unduly burdensome, and is not reasonably calculated to lead to the discovery of admissible evidence. The data sought is competitively sensitive and HIGHLY CONFIDENTIAL. Without waiving these objections, the RLECs respond as follows.

Respondent: **David Crawford, Access Service Manager, Highland Telephone Cooperative, Inc.**

Response: **See the objection above and the attached documentation.**

West Kentucky

Locality

CLL

National Exchange Carrier Association
Wire Center Report - Effective

03/28/2011

Effective
From Thru

NPA/NXX Range	Leasing Company/Locality	Office Type	Serving LATA	Company Presence	Serving NPA/NXX Range	Locality/State	State Locality	Residing Lata	Tandem
270/642-0-9999	[REDACTED]				07039	03114	0421	464	07/01/2004
		AA AB BA BC DA DD GC GD GH GL GN HB HD IC ID II RC RD SA SH SM SP SQ TJ							
270/354-0-9999	[REDACTED]				06998	03006	0421	464	07/01/2004
		AA AB BA BC DA DD GC GD GH GL GN HB HD IC ID II RC RD SA SH SM SP SQ TJ							
270/623-0-9999	[REDACTED]				07052	03088	0421	464	07/01/2004
		AA AB BA BC DA DD GC GD GH GL GN HB HD IC ID II RC RD SA SH SM SP SQ TJ							
270/345-0-9999	[REDACTED]				07056	03034	0421	464	06/01/2005
		AA AB BA BC DA DD GC GD GH GL GM GN HD IC ID II RC RD SA SM SP SQ TJ							
FOLSOMDALE	FLDLKY0100T	GB			07025	03079	0421	464	09/01/2008
[REDACTED]	[REDACTED]				07025	03079	0421	464	09/01/2008
		AA AB BA BC DA DD GC GD GH GL GN HB HD IC ID II OE RC RD SA SH SM SP SQ T3 TJ TZ							

National Exchange Carrier Association
Wire Center Report - Effective

03/28/2011

Effective

Locality CLLI Host Switch LRN WCV WCH ASEC Residing Lata From Thru

NPA/NXX Range Leasing Company/Locality Office Type Serving Company Presence NPA/NXX Range State Locality Tandem

270/437 0-9999 AA AB BA BC DA DD GC GD GH GL GN HB HD IC ID II RC RD SA SH SM SP SQ TJ 07020 03008 0421 464 07/01/2004

270/492 0-9999 AA AB BA BC DA DD GC GD GH GL GN HB HD IC ID II RC RD SA SH SM SP SQ TJ 07072 02986 0421 464 07/01/2004

270/489 0-9999 AA AB BA BC DA DD GC GD GH GL GN HB HD IC ID II RC RD SA SH SM SP SQ TJ 07040 03017 0421 464 07/01/2004

270/674 0-9999 AA AB BA BC DA DD GC GD GH GL GN HB HD IC ID II RC RD SA SH SM SP SQ TJ 07034 03094 0421 464 07/01/2004

270/435 0-9999 AA AB BA BC DA DD GC GD GH GL GN HB HD IC ID II RC RD SA SH SM SP SQ TJ 07063 03013 0421 464 07/01/2004

National Exchange Carrier Association
Wire Center Report - Effective

03/28/2011

Locality

CLLI

Host Switch

LRN

WCV

WCH

ASEC Residing Lata

Effective
From Thru

NPA/NXX Range Leasing Company/Locality

Office Type

Serving Company
LATA

Presence

Serving Locality/State
NPA/NXX Range State Locality

Tandem

270/382 0-9999

AA AB BA BC
DA DD GC GD
GH GL GN HN
HD IC ID II
RC RD SA SH
SM SP SQ TJ

07080 03030 0421 464 06/01/2005

270/436 0-9999

AA AB BA BC
DA DD GC GD
GH GL GN HB
HD IC ID II
RC RD SA SH
SM SP SQ TJ

07038 02968 0421 464 07/01/2004

270/328 0-9999

AA AB BA BC
DA DD GC GD
GH GL GN HB
HD IC ID II
RC RD SA SM
SP SQ TJ

07067 03043 0421 464 07/01/2004

270/658 0-9999

AA AB BA BC
DA DD GC GD
GH GL GM GN
HD IC ID II
RC RD SA SH
SM SP SQ TJ

07034 03059 0421 464 06/01/2005

270/376 0-9999

AA AB BA BC
DA DD GC GD
GH GL GN HB
HD IC ID II
RC RD SA SH
SM SP SQ TJ

07077 03065 0421 464 07/01/2004

Search Criteria:

ASEC = 0421, ASEC Name = 0421

Bob Ragsdale

From: Dave Crawford [dave@highlandtel.net]
Sent: Wednesday, April 06, 2011 4:45 PM
To: Bob Ragsdale
Subject: Re: Access Template
Attachments: HTC KY Price Out.xls

Importance: High

HTC input

NTSR
Rate [redacted] per line
Lines = [redacted]
Requirement per month = [redacted]
Requirement annually = [redacted]

TIC - 4 → 2
LS - 5 → 6

Exchanges
Remote Pine Knot PNKNKYXARS0 Host Oneida TN ONEDTNXADS1 12 miles
Remote Stearns STRNKYXARS0 Host Oneida TN ONEDTNXADS1 15 miles

Tandem Somerset SMRTKYXA02T (Windstream) Host-Tandem 41 miles @ 64%

Interstate Rate Bands

LS = 1 .011069
LT = 7 TSE
TST = 2 000237 001232 003117

Corrected TST TSE TS for STRNK SMART

David Crawford
Access Services Manager
Highland Telephone Cooperative
423 628-2750 x 280
dave@highlandtel.net

*NECA
LS*

----- Original Message -----
From: "Bob Ragsdale" <bragsdale@jsitel.com>
To: dave@highlandtel.net
Sent: Wednesday, April 6, 2011 12:58:01 PM
Subject: Access Template

1,161,253 *232,788* *928,465*
701,955

Dave,

Please give me a call when you receive the attached.

Bob Ragsdale
Manager - Regulatory Affairs

ACCESS SERVICE

17. Rates and Charges (Cont'd)17.6 Rate Tables17.6.1 Transport Interconnection Charge (TIC) and Local Switching (LS) Rate Bands

<u>Company Name</u>	<u>State</u>	<u>Study Area Number</u>	<u>Rate Band</u>	
			<u>TIC</u>	<u>LS</u>
Ballard Rural Tel. Coop. Corp., Inc.	KY	260396	4	6
Brandenburg Telephone Company	KY	260398	1	5
Duo County Tel. Coop., Inc.	KY	260401	4	4
Foothills Rural Telephone Coop. Corp.	KY	260406	3	4
Gearheart Communications Company, Inc. dba Coalfields Telephone Co., Inc.	KY	260408	4	7
Highland Telephone Cooperative, Inc.	TN	290565	2	6
Logan Telephone Coop., Inc.	KY	260413	3	6
Mountain Rural Tel. Coop. Corp., Inc.	KY	260414	4	4
North Central Telephone Cooperative, Inc.	TN	290573	1	1
Peoples Rural Telephone Cooperative Corp.	KY	260415	4	5
South Central Rural Tel. Coop. Corp., Inc.	KY	260418	4	6
Thacker/Grigsby Telephone Company	KY	260419	4	5
West Kentucky Rural Telephone Cooperative	KY	260421	4	5

PUBLIC SERVICE COMMISSION
OF KENTUCKY
EFFECTIVE

NOV 01 1999

PURSUANT TO 807 KAR 5.011,
SECTION 9(1)BY: Stephan O. Bell
SECRETARY OF THE COMMISSION

Issued: September 20, 1999 Effective: November 1, 1999
By: W.W. Magruder, Executive Vice President

National Exchange Carrier Association
Wire Center Report - Effective

03/28/2011

Effective

From Thru

Locality

CLLI

Host Switch

LRN

WCV

WCH

ASEC Residing Lata

NPA/NXX Range Leasing Company/Locality

Office Type

Serving LATA

Company Presence

Serving Locality/State

NPA/NXX Range State Locality

Tandem

LA CENTER

LACTKYXA02T

BA D1 DA GB
GR

07013 03144 0396

464

11/01/2004

07013 03144 0396

464

07/01/2010

270/224 2000-2999
270/334 3000-3999
270/335 3000-5999
270/462 2000-4999
270/462 8000-8999
270/488 2000-2999
270/488 3000-3999
270/665 0-9999
270/876 7000-7999

AA BA DA GC
GD GR T3 TJ

270/224 2000 2999 KY BANDANA
270/334 3000 3999 KY BARLOW
270/876 7000 7999 KY GAGE
270/488 3000 3999 KY HEATH
270/488 2000 2999 KY KEVIL
270/462 2000 4999 KY KEVIL
270/462 8000 8999 KY KEVIL
270/335 3000 5999 KY WICKLIFFE

Search Criteria:

ASEC = 0396, ASEC Name = [REDACTED] 0396

National Exchange Carrier Association

03/28/2011

Wire Center Report - Effective

Locality

CLLI

Host Switch

LRN

WCV

WCH

ASEC Residing Lata

Effective From Thru

NPA/NXX Range Leasing Company/Locality

Office Type

Serving LATA

Company Presence

Serving Locality/State NPA/NXX Range State Locality

Tandem

RUSSELL SPRINGS

RSSPKYXA01T

BA GB II PN

06698 02545 0401

462

04/01/1997

[REDACTED]

[REDACTED]

06698 02545 0401

462

02/01/2010

270/343 0-9999
270/378 0-9999
270/379 0-9999
270/430 0-9999
270/433 0-9999
270/858 0-9999
270/866 0-9999

AA BA D1 DA
GB GC GD HD
II OE PN RP
RQ SR T3 TJ
TZ UM XE

Search Criteria:

ASEC = 0401, ASEC Name = [REDACTED] 0401

*Garland d/b/a
Carbfields*
CLLI

National Exchange Carrier Association
Wire Center Report - Effective

03/28/2011

Effective
From Thru

NPA/NXX Range Leasing Company/Locality Office Type Serving Company Presence Serving Locality/State NPA/NXX Range State Locality Tandem

BIG MUD BGMDKYXARS0 DA 06409 02224 0408 466 06/01/2005

[REDACTED] [REDACTED] 06409 02224 0408 466 08/01/2001

606/587 0-9999
AA BA DA DD
HB HD RA RC
RD RF RG RH
SQ T3 T9 TK

HAROLD HRLDKYXE1GT 06393 02228 0408 466 08/01/2001

D1 DA GB HB
HD T3 T9 TK

[REDACTED] [REDACTED] 06393 02228 0408 466 08/01/2001

606/478 0-9999
606/479 0-9999
AA BA DA DD
HB HD RA RC
RD RF RG RH
SQ T3 T9 TK

HURRICANE CREEK HURRRKYXARS0 DA 06393 02228 0408 466 06/01/2005

IVEL IVELKYXARS0 DA 06393 02228 0408 466 06/01/2005

JACKS CREEK JKCRKYXARS0 DA 06433 02220 0408 466 03/01/2007

LITTLE MUD LTMDKYXARS0 DA 06393 02228 0408 466 06/01/2005

MARE CREEK MRCKRYXARS0 DA 06393 02228 0408 466 06/01/2005

National Exchange Carrier Association
Wire Center Report - Effective

03/28/2011

Effective
From Thru

Locality	CLLI	Office Type	Host Switch	LRN	WCV	WCH	ASEC Residing Lata	From	Thru
NPA/NXX Range	Leasing Company/Locality		Serving LATA	Company Presence	Serving Locality/State	State Locality			
PRATER	PRATKYXARS0	DA			06393	02228	0408	466	06/01/2005
STANVILLE	STVLKYXARS0	DA			06393	02228	0408	466	03/01/2007
TOLER CREEK	TOCRKYXARS0	DA			06393	02228	0408	466	06/01/2005
WEEKSBURY	WEKSKYXARS0	DA			06433	02220	0408	466	03/01/2007
606/452 0-9999					06433	02220	0408	466	08/01/2001

AA BA DA DD
HB HD RA RC
RD RF RG RH
SQ T3 T9 TK

Search Criteria:
ASEC = 0408, ASEC Name = [REDACTED] -0408

Tandem

National Exchange Carrier Association
Wire Center Report - Effective

03/28/2011

Locality CLLI Host Switch LRN WCV WCH ASEC Residing Lata Effective From Thru

NPANXX Range Leasing Company/Locality Office Type Serving Company Presence LAT A NPANXX Range State Locality Tandem

ADAIRVILLE AIVLKXEDSO 06919 02774 0413 464 11/01/2010

AUBURN AUBNKYXA1GT 06870 02773 0413 464 04/01/2002

[REDACTED] [REDACTED] 06870 02773 0413 464 11/01/2010

270/539 0-9999
270/542 0-9999
270/657 0-9999
270/728 0-9999
270/755 0-9999
270/934 0-9999

DUNMOR DNMRKYXARSO 06854 02838 0413 464 11/01/2010

LEWISBURG LWBGKYXLDSD 06867 02822 0413 464 11/01/2010

LOGANSFORT LGPTKYXARSO 06797 02821 0413 464 11/01/2010

ROCHESTER ROCHKYXARSO 06819 02836 0413 464 11/01/2010

Search Criteria:
ASEC = 0413, ASEC Name = [REDACTED] 0413

Therpen/Grigsby

National Exchange Carrier Association
Wire Center Report - Effective

03/28/2011

Locality CLLI Host Switch LRN WCV WCH ASEC Residing Lata Effective From Thru

NPA/NXX Range Leasing Company/Locality

Office Type

Serving Company Presence

Serving Locality/State NPA/NXX Range State Locality

Tandem

AMBURGEY AMBGKYYXARS0 DA 06481 02246 0419 466 05/01/2005

ARNOLD FORK ARNDKYYXARS0 DA 06440 02233 0419 466 05/01/2005

CANEY CANYKYYXARS0 DA 06450 02242 0419 466 05/01/2005

CARRIE CARRKYYXARS0 DA 06458 02259 0419 466 05/01/2005

CLEAR FORK CLFKKYYXARS0 DA 06458 02259 0419 466 05/01/2005

CODY CODYKYYXA00T GB 06481 02246 0419 466 04/01/2005

606/642 0-9999 [REDACTED] DA HC TU 06481 02246 0419 466 04/01/2005

CORDIA CRDAKYYXARS0 DA 06458 02259 0419 466 05/01/2005

CUTOFF CTFFKYYXARS0 DA 06471 02275 0419 466 05/01/2005

DECOY DECOKYYXARS0 DA 06458 02259 0419 466 05/01/2005

National Exchange Carrier Association
Wire Center Report - Effective

03/28/2011

Effective
From Thru

Locality	CLLI	Office Type	Host Switch	LRN	WCV	WCH	ASEC Residing Lata	From	Thru
NPANXX Range	Leasing Company/Locality		Serving LAT A	Company Presence	Serving Locality/State	NPANXX Range	State Locality	Tandem	
DEMA	DEMAKYYXARSO	DA			06440	02233	0419	466	05/01/2005
ELM ROCK	EMRKKYYXARSO	DA			06458	02259	0419	466	05/01/2005
[REDACTED]	[REDACTED]	DA HC T J			06471	02275	0419	466	10/01/2004
606/251 0-9999									
GARNER	GRNRKYYXARSO	DA			06458	02259	0419	466	05/01/2005
HANDSHOE	HDSHKYYXARSO				06458	02259	0419	466	05/01/2005
[REDACTED]	[REDACTED]	DA HC T3 T J			06458	02259	0419	466	10/01/2004
606/438 0-9999									
606/785 0-9999									
HINDMAN	HNMNKYYXARSO	DA			06458	02259	0419	466	05/01/2005
HOLLY BUSH	HLBUKYYXARSO	DA			06450	02242	0419	466	05/01/2005
IRISHMAN	IRSHKYYXARSO	DA			06481	02246	0419	466	05/01/2005
KELLY FORK	KLFKKYYXARSO	DA			06458	02259	0419	466	05/01/2005

National Exchange Carrier Association
Wire Center Report - Effective

03/28/2011

Effective
From Thru

Locality	CLLI	Office Type	Host Switch	LRN	WCV	WCH	ASEC Residing Lata	From	Thru
NPA/NXX Range	Leasing Company/Locality	Office Type	Host Switch	LRN	WCV	WCH	ASEC Residing Lata	From	Thru
			LATA	Company Presence	Serving Locality/State	Serving Locality/State	NPA/NXX Range	State	Locality
									Tandem
RAVEN	RAVNKYXARS0	DA			06440	02233	0419	466	05/01/2005
RED FOX	RDFXKYXARS0	DA			06481	02246	0419	466	05/01/2005
REYNOLDS FORK	RYFKKYXARS0	DA			06458	02259	0419	466	05/01/2005
RITCHIE	RTCHKYXARS0	DA			06471	02275	0419	466	05/01/2005
SASSAFRAS	SASSKYXARS0	DA			06481	02246	0419	466	05/01/2005
SOFTSHELL	SFSHKYXARS0	DA			06458	02259	0419	466	05/01/2005
STARFIRE	STFRKYXARS0	DA			06471	02275	0419	466	05/01/2005
STEER FORK	STFKKYXARS0	DA			06458	02259	0419	466	05/01/2005
TALCUM	TALCKYXARS0	DA			06471	02275	0419	466	05/01/2005
					06440	02233	0419	466	10/01/2004

606/447 0-9999

DA HC TJ

National Exchange Carrier Association
Wire Center Report - Effective

03/28/2011

Locality CLLI Host Switch LRN WCV WCH ASEC Residing Lata Effective From Thru

NPA/NXX Range Leasing Company/Locality Office Type Serving Company Presence Serving Locality/State NPA/NXX Range State Locality Tandem

VEST	VESTKYXARS0	DA	06458	02259	0419	466	05/01/2005
WHITE OAK	WHOKKYXARS0	DA	06437	02251	0419	466	05/01/2005
WOLFPEN	WFPNKYXARS0	DA	06481	02246	0419	466	05/01/2005

Search Criteria:

ASEC = 0419, ASEC Name = ██████████-0419

I.T.G. NTSR RATE DEVELOPMENT

PER MINUTE RATE METHOD

PSC KY NO. 2A ACCESS TARIFF SECTION 3.9.3(B)

2010

COMPANY: DUO COUNTY TELEPHONE COMPANY	AMOUNT
NTSR REVENUE REQUIREMENT:	
Line	
1 NTSR RATE PER ACCESS LINE PER MONTH	[REDACTED]
2 ACCESS LINES (AS OF 12/31/04)	[REDACTED]
3 MONTHLY NTSR REVENUE REQUIREMENT	[REDACTED]
4 ANNUAL NTSR REVENUE REQUIREMENT	[REDACTED]
TERMINATING RATED MOU:	
5 2009 TERMINATED RATED MOU PER TRUE-UP CALCULATION	[REDACTED]
6 GROWTH FACTOR	[REDACTED]
7 FORECASTED 2010 TERMINATED RATED MOU	[REDACTED]
NTSR RATE FOR CABS:	
8 2010 NTSR RATE PER TERMINATING RATED MOU	[REDACTED]

ACCESS CHARGES
FOR 2010

CURRENT INTERSTATE RATE	INTRASTATE MOU * INTERSTATE RATES	REVENUE DIFFERENCE USING INTERSTATE RATE
[REDACTED]	\$ [REDACTED]	\$ [REDACTED] ✓
[REDACTED]	\$ [REDACTED]	\$ [REDACTED] ✓
[REDACTED]	\$ [REDACTED]	\$ [REDACTED] ✓
[REDACTED]	\$ [REDACTED]	\$ [REDACTED] ✓
[REDACTED]	\$ [REDACTED]	\$ [REDACTED] ✓
[REDACTED]	\$ [REDACTED]	\$ [REDACTED] ✓
[REDACTED]	\$ [REDACTED]	\$ [REDACTED] ✓
[REDACTED]	\$ [REDACTED]	\$ [REDACTED] ✓
[REDACTED]	\$ [REDACTED]	\$ [REDACTED] ✓
[REDACTED]	\$ [REDACTED]	\$ [REDACTED] ✓
[REDACTED]	\$ [REDACTED]	\$ [REDACTED] ✓
[REDACTED]	\$ [REDACTED]	\$ [REDACTED] ✓
[REDACTED]	\$ [REDACTED]	\$ [REDACTED] ✓
[REDACTED]	\$ [REDACTED]	\$ [REDACTED] ✓
[REDACTED]	\$ [REDACTED]	\$ [REDACTED] ✓
[REDACTED]	\$ [REDACTED]	\$ [REDACTED] ✓

194,442
1533,168

**ESTIMATED ANNUAL INTRASTATE
USING INTERSTATE RATE**

RATE ELEMENT	2010 INTRASTATE MOU	CURRENT INTRASTATE RATE	INTRASTATE TOTAL BILLED AMOUNT
RESIDUAL INTERCONNECTION	[REDACTED]	[REDACTED]	\$ [REDACTED]
TANDEM SWITCHING	[REDACTED]	[REDACTED]	\$ [REDACTED]
800 DATA BASE QUERY PER MESSAGE	[REDACTED]	[REDACTED]	\$ [REDACTED] ✓
DA INFO SURCHARGE	[REDACTED]	[REDACTED]	\$ [REDACTED] ✓
DATABASE QUERY ANI PER MESSAGE	[REDACTED]	[REDACTED]	\$ [REDACTED] ✓
LOCAL SWITCHING	[REDACTED]	[REDACTED]	\$ [REDACTED] ✓
NTSR	N/A	N/A	\$ [REDACTED]
TOTAL	[REDACTED]	[REDACTED]	\$ [REDACTED]

386,090.85
307,051

960.15

9183
2603
5222.85

F24

=SUM(F8:F23)

	A	B	C	D	E	F	G
1	I.T.G. 2010 NTSR TRUE-UP CALCULATION						

2

3 **Company Name: Duo County Telephone**

Ln	Access Customer Name (a)	CIC (b)	Intrastate CCL Minutes of Use (BILLED AT TERM RATE)		Total NTSR MOU (e)	District (f)
			Originating (c)	Terminating (d)		
8	0 BELL SOUTH	0				
9	1 MCI	222				
10	2 ATT	288				
11	3 SPRINT	333				
12	4 QWEST	432				
13	5 GLOBAL	444				
14	6 ALLNET	6963				
15	7 ALLTEL	5253				
16	8 LEVEL 3	5158				
17	9 T MOBILE	365C				
18	10 BELLSOUTH MOBILITY	6214				
19	11 VERIZON WIRELESS	6500				
20	13 SPRINT NEXTEL	6664				
21	14					
22	15					
23	16					
24	TOTAL					

25

26 **NTSR Revenue Requirement Calculation:**

27 **EFFECTIVE PERIOD**

28 12/31/04 Access lines Reported to NECA

29 NTSR Monthly Rate per Access Line

30 Monthly NTSR Revenue Requirement

31 Effective Period

32 **Effective Period NTSR Revenue Reqmt.**

33

1/1/09-1

	A	B	C	D	E	F
1	I.T.G. NTSR RATE DEVELOPMENT					
2	PER MINUTE RATE METHOD					
3	PSC KY NO. 2A ACCESS TARIFF SECTION 3.9.3(B)					
4	2010					
5						
6	COMPANY: DUO COUNTY TELEPHONE COMPANY					AMOUNT
7						
8	NTS REVENUE REQUIREMENT:					
9	Line					
10	1	NTSR RATE PER ACCESS LINE PER MONTH				[REDACTED]
11						
12	2	ACCESS LINES (AS OF 12/31/04)				[REDACTED]
13						
14	3	MONTHLY NTS REVENUE REQUIREMENT				[REDACTED]
15						
16	4	ANNUAL NTS REVENUE REQUIREMENT				[REDACTED]
17						
18	TERMINATING RATED MOU:					
19						
20	5	2009 TERMINATED RATED MOU PER TRUE-UP CALCULATIO				[REDACTED]
21						
22	6	GROWTH FACTOR				[REDACTED]
23						
24	7	FORECASTED 2010 TERMINATED RATED MOU				[REDACTED]
25						
26	NTSR RATE FOR CABS:					
27						
28	8	2010 NTSR RATE PER TERMINATING RATED MOU				[REDACTED]
29						
30						

Daryl L. Hammond, Vice President/Chief Financial Officer
Duo County Telephone Cooperative
P O Box 80, 2150 North Main Street

ACCESS SERVICE

17. Rates and Charges (Cont'd)

17.2 Switched Access Service (Cont'd)

17.2.2 Local Transport

Premium Access

Tariff
 Section
Reference
 6.1.3(A) (1)

Entrance Facility, Per Termination

Monthly Rate												
Rate Band	Voice Grade 2-Wire		Voice Grade 4-Wire		High Capacity DS1		High Capacity DS3		Synchronous Optical Channel OC3	Synchronous Optical Channel OC12		
1	\$20.42	(R)	\$32.68	(R)	\$99.96	(R)	\$912.72	(R)	\$928.36	(R)	\$969.03	(R)
2	\$22.77		\$36.44		\$111.45		\$1,017.60		\$1,035.04		\$1,080.38	
3	\$27.39		\$43.83		\$134.07		\$1,224.11		\$1,245.08		\$1,299.62	
4	\$29.78		\$47.65		\$145.75		\$1,330.77		\$1,353.58		\$1,412.87	
5	\$30.49		\$48.78		\$149.21		\$1,362.33		\$1,385.68		\$1,446.38	
6	\$34.10		\$54.56		\$166.89		\$1,523.76		\$1,549.87		\$1,617.76	
7	\$47.64		\$76.23		\$233.16		\$2,128.88		\$2,165.36		\$2,260.21	
8	\$57.17	(R)	\$91.48	(R)	\$279.79	(R)	\$2,554.66	(R)	\$2,598.43	(R)	\$2,712.25	(R)
9	\$70.03	(I)	\$112.06	(I)	\$342.75	(I)	\$3,129.45	(I)	\$3,183.08	(I)	\$3,322.51	(I)
10	\$74.79	(I)	\$119.68	(I)	\$366.06	(I)	\$3,342.34	(I)	\$3,399.62	(I)	\$3,548.53	(I)

Tariff
 Section
Reference
 6.1.3(A) (2)

Direct Trunked Transport

Direct Trunked Facility, Per Mile

Monthly Rate												
Rate Band	Voice Grade 2-Wire		Voice Grade 4-Wire		High Capacity DS1		High Capacity DS3		Synchronous Optical Channel OC3	Synchronous Optical Channel OC12		
1	\$1.46	(R)	\$1.46	(R)	\$6.85	(R)	\$59.66	(R)	\$63.70	(R)	\$79.95	(R)
2	\$1.63		\$1.63		\$7.63		\$66.51		\$71.02		\$89.14	
3	\$1.96		\$1.96		\$9.18		\$80.01		\$85.43		\$107.23	
4	\$2.13		\$2.13		\$9.98		\$86.98		\$92.88		\$116.58	
5	\$2.18		\$2.18		\$10.22		\$89.05		\$95.08		\$119.34	
6	\$2.43		\$2.43		\$11.43		\$99.60		\$106.35		\$133.48	
7	\$3.40		\$3.40		\$15.97		\$139.15		\$148.58		\$186.49	
8	\$4.08	(R)	\$4.08	(R)	\$19.16	(R)	\$166.98	(R)	\$178.30	(R)	\$223.79	(R)
9	\$5.00	(I)	\$5.00	(I)	\$23.48	(I)	\$204.55	(I)	\$218.41	(I)	\$274.14	(I)
10	\$5.34	(I)	\$5.34	(I)	\$25.07	(I)	\$218.47	(I)	\$233.27	(I)	\$292.79	(I)

Refer to the Local Transport/Special Access Rate Band Table in Section 17.5.1, following, to view company specific rate band assignments.

Transmittal No. 1278

Issued: June 16, 2010

Effective: July 1, 2010

Director - Access Tariffs
 80 So. Jefferson Road, Whippany, NJ 07981

ACCESS SERVICE

17. Rates and Charges (Cont'd)

17.2 Switched Access Service (Cont'd)

17.2.2 Local Transport (Cont'd)

Premium Access (Cont'd)

Tariff
 Section
Reference
 6.1.3(A)(2)

Direct Trunked Transport (Cont'd)

Direct Trunked Termination, Per Termination

Monthly Rate

Rate Band	Voice Grade 2-Wire		Voice Grade 4-Wire		High Capacity DS1		High Capacity DS3		Synchronous Optical Channel OC3		Synchronous Optical Channel OC12	
1	\$14.62	(R)	\$14.62	(R)	\$35.53	(R)	\$228.18	(R)	\$236.98	(R)	\$515.98	(R)
2	\$16.30		\$16.30		\$39.62		\$254.40		\$264.21		\$575.27	
3	\$19.61		\$19.61		\$47.66		\$306.02		\$317.83		\$692.01	
4	\$21.32		\$21.32		\$51.81		\$332.69		\$345.53		\$752.31	
5	\$21.82		\$21.82		\$53.04		\$340.58		\$353.72		\$770.16	
6	\$24.41		\$24.41		\$59.32		\$380.93		\$395.64		\$861.42	
7	\$34.10		\$34.10		\$82.88		\$532.21		\$552.75		\$1,203.50	
8	\$40.92	(R)	\$40.92	(R)	\$99.46	(R)	\$638.65	(R)	\$663.30	(R)	\$1,444.20	(R)
9	\$50.13	(I)	\$50.13	(I)	\$121.83	(I)	\$782.35	(I)	\$812.54	(I)	\$1,769.15	(I)
10	\$53.54	(I)	\$53.54	(I)	\$130.12	(I)	\$835.57	(I)	\$867.82	(I)	\$1,889.50	(I)

Refer to the Local Transport/Special Access Rate Band Table in Section 17.5.1, following, to view company specific rate band assignments.

Transmittal No. 1278

Issued: June 16, 2010

Effective: July 1, 2010

Director - Access Tariffs
 80 So. Jefferson Road, Whippany, NJ 07981

ACCESS SERVICE

17. Rates and Charges (Cont'd)

17.2 Switched Access Service (Cont'd)

17.2.2 Local Transport (Cont'd)

Premium Access (Cont'd)

Tariff
 Section
Reference
 6.1.3 (A) (5)

Multiplexing, Per Arrangement

Rate Band	Monthly Rate			
	DS3 to DS1		DS1 to Voice	
1	\$207.66	(R)	\$80.17	(R)
2	\$231.52		\$89.39	
3	\$278.51		\$107.53	
4	\$302.78		\$116.89	
5	\$309.96		\$119.67	
6	\$346.68		\$133.85	
7	\$484.36		\$187.00	
8	\$581.23	(R)	\$224.40	(R)
9	\$712.01	(I)	\$274.89	(I)
10	\$760.45	(I)	\$293.59	(I)

Tariff
 Section
Reference
 6.1.3 (A) (7)

Customer Node, Per Node

Rate Band	Monthly Rate		
	OC3 155.52 Mbps	OC12 622.08 Mbps	Nonrecurring Charge All
1	\$215.57 (R)	\$622.76 (R)	\$640.00
2	\$240.34	\$694.32	\$640.00
3	\$289.11	\$835.22	\$640.00
4	\$314.30	\$908.00	\$640.00
5	\$321.76	\$929.53	\$640.00
6	\$359.88	\$1,039.67	\$640.00
7	\$502.80	\$1,452.55	\$640.00
8	\$603.36 (R)	\$1,743.06 (R)	\$640.00
9	\$739.12 (I)	\$2,135.25 (I)	\$640.00
10	\$789.40 (I)	\$2,280.50 (I)	\$640.00

Refer to the Local Transport/Special Access Rate Band Table in Section 17.5.1, following, to view company specific rate band assignments.

Transmittal No. 1278

Issued: June 16, 2010

Effective: July 1, 2010

Director - Access Tariffs
 80 So. Jefferson Road, Whippany, NJ 07981

ACCESS SERVICE

17. Rates and Charges (Cont'd)

17.2 Switched Access Service (Cont'd)

17.2.2 Local Transport (Cont'd)

Premium Access (Cont'd)

Tariff
 Section
 Reference
 6.1.3(A) (7)

Customer Premises Port, Per Port

<u>OC3 155.52 Mbps</u>	<u>Monthly Rate</u>		<u>Nonrecurring Charge</u>
Rate Band 1	\$66.03	(R)	None
Rate Band 2	\$73.61		None
Rate Band 3	\$88.55		None
Rate Band 4	\$96.27		None
Rate Band 5	\$98.55		None
Rate Band 6	\$110.23		None
Rate Band 7	\$154.00		None
Rate Band 8	\$184.80	(R)	None
Rate Band 9	\$226.38	(I)	None
Rate Band 10	\$241.78	(I)	None
<u>STS-1 51.84 Mbps</u>			
Rate Band 1	\$84.92	(R)	\$640.00
Rate Band 2	\$94.68		\$640.00
Rate Band 3	\$113.90		\$640.00
Rate Band 4	\$123.82		\$640.00
Rate Band 5	\$126.76		\$640.00
Rate Band 6	\$141.78		\$640.00
Rate Band 7	\$198.08		\$640.00
Rate Band 8	\$237.70	(R)	\$640.00
Rate Band 9	\$291.18	(I)	\$640.00
Rate Band 10	\$310.99	(I)	\$640.00
<u>DS3 44.736 Mbps</u>			
Rate Band 1	\$84.92	(R)	\$640.00
Rate Band 2	\$94.68		\$640.00
Rate Band 3	\$113.90		\$640.00
Rate Band 4	\$123.82		\$640.00
Rate Band 5	\$126.76		\$640.00
Rate Band 6	\$141.78		\$640.00
Rate Band 7	\$198.08		\$640.00
Rate Band 8	\$237.70	(R)	\$640.00
Rate Band 9	\$291.18	(I)	\$640.00
Rate Band 10	\$310.99	(I)	\$640.00

Refer to the Local Transport/Special Access Rate Band Table in Section 17.5.1, following, to view company specific rate band assignments.

Transmittal No. 1278

Issued: June 16, 2010

Effective: July 1, 2010

Director - Access Tariffs
 80 So. Jefferson Road, Whippany, NJ 07981

ACCESS SERVICE

17. Rates and Charges (Cont'd)

17.2 Switched Access Service (Cont'd)

17.2.2 Local Transport (Cont'd)

Premium Access (Cont'd)

Tariff
 Section
 Reference
 6.1.3(A) (7)

Customer Premises Port, Per Port (Cont'd)

<u>DS1 1.544 Mbps</u>	<u>Monthly Rate</u>	<u>Nonrecurring Charge</u>
Rate Band 1	\$21.77 (R)	\$640.00
Rate Band 2	\$24.27	\$640.00
Rate Band 3	\$29.20	\$640.00
Rate Band 4	\$31.74	\$640.00
Rate Band 5	\$32.50	\$640.00
Rate Band 6	\$36.35	\$640.00
Rate Band 7	\$50.78	\$640.00
Rate Band 8	\$60.94 (R)	\$640.00
Rate Band 9	\$74.65 (I)	\$640.00
Rate Band 10	\$79.72 (I)	\$640.00

Add/Drop Multiplexing Central Office Port, Per Port

6.1.3(A) (6)

Monthly Rate

<u>Rate Band</u>	<u>Monthly Rate</u>		
	<u>OC3 155.52 Mbps</u>	<u>DS3 44.736 Mbps</u>	<u>DS1 1.544 Mbps</u>
1	\$66.03 (R)	\$43.55 (R)	\$17.42 (R)
2	\$73.61	\$48.55	\$19.42
3	\$88.55	\$58.40	\$23.36
4	\$96.27	\$63.49	\$25.40
5	\$98.55	\$65.00	\$26.00
6	\$110.23	\$72.70	\$29.08
7	\$154.00	\$101.57	\$40.63
8	\$184.80 (R)	\$121.88 (R)	\$48.76 (R)
9	\$226.38 (I)	\$149.31 (I)	\$59.73 (I)
10	\$241.78 (I)	\$159.46 (I)	\$63.79 (I)

Refer to the Local Transport/Special Access Rate Band Table in Section 17.5.1, following, to view company specific rate band assignments.

Transmittal No. 1278

Issued: June 16, 2010

Effective: July 1, 2010

Director - Access Tariffs
 80 So. Jefferson Road, Whippany, NJ 07981

ACCESS SERVICE

17. Rates and Charges (Cont'd)

17.5 Rate Tables (Cont'd)

17.5.1 Multiline Business End User Common Line (MLB EUCL),
 Local Switching (LS), Local Transport/Special Access
 and Tandem Switched Transport (TST) Rate Bands (Cont'd)

Company Name	State	Study Area Number	MLB EUCL	Rate Band			
				LS	Local Transport/Special Access	TST	
Armstrong Tel. Co.	WV	200267	15	1	9	2	(C)
Armstrong Tel. Co. - NY	NY	150071	15	2	9	1	
Armstrong Tel. Co. - PA	PA	170189	15	7	9	2	
Armstrong Tel. Co. of West Virginia	WV	200256	15	2	6	1	(C)
Armstrong Telephone Company North	PA	170195	15	8	7	2	
Armstrong Telephone Company of MD	MD	180216	15	3	7	2	(C)
Arrowhead Communications Corporation	MN	361374	15	8	5	1	
Arthur Mutual Telephone Company	OH	300586	15	7	7	2	(C)
Arvig Tel. Co.	MN	361350	15	1	5	1	
Asotin Telephone Company	WA	522404	15	2	5	2	(C)
Asotin Telephone Company	OR	532404	15	1	10	2	(C)
Atkins Telephone Company, Inc.	IA	351101	15	8	7	2	
Atlantic Tel. Membership Corp.	NC	230468	15	N/A	N/A	N/A	
Atlas Telephone Company	OK	431966	15	8	9	2	(C)
Ayersville Telephone Company	OH	300588	15	6	9	2	(C)
Ayshire Farmers Mutual Telephone Company	IA	351105	15	8	7	2	(C)
Baca Valley Telephone Company	NM	492259	15	8	9	2	
Badger Telecom, Inc.	WI	330844	15	1	5	1	
Baldwin Nashville Telephone Company, Inc.	IA	351107	15	8	7	2	
Baldwin Telecom, Inc.	WI	330846	15	3	7	2	(C)
Baraga Telephone Company	MI	310673	15	4	7	2	
Barnardsville Telephone Company	NC	230469	15	1	4	1	(C)
Barnes City Coop. Telephone Company	IA	351108	15	8	9	2	
Barry County Telephone Company	MI	310676	15	3	7	2	(C)
Bascom Mutual Telephone Company	OH	300589	15	8	9	2	
Bay Springs Telephone Company, Inc.	MS	280446	15	3	9	2	
Bayland Telephone, LLC	WI	330925	15	6	7	2	
Bear Lake Communications	UT	503032	15	8	9	2	
Beaver Creek Coop. Tel. Co.	OR	532359	15	7	7	2	(C)
Beaver Creek Telephone Company							
d/b/a Timberline Telecom	WA	520581	15	8	10	2	
Beehive Telephone Company, Inc.	UT	502284	15	8	7	2	(C)
Beehive Telephone Co., Inc., Nevada	NV	552284	15	8	5	2	
Beggs Telephone Company	OK	431968	15	6	7	2	
BEK Communications Cooperative	ND	381604	15	5	9	2	(C)
Belmont Telephone Co.	WI	330847	15	8	7	2	
Ben Lomand Rural Telephone Cooperative, Inc.	TN	290553	15	1	7	2	
Benkelman Telephone Company, Inc.	NE	372455	15	8	7	2	

Transmittal No. 1278

Issued: June 16, 2010

Effective: July 1, 2010

Director - Access Tariffs
 80 So. Jefferson Road, Whippany, NJ 07981

ACCESS SERVICE

17. Rates and Charges (Cont'd)

17.5 Rate Tables (Cont'd)

17.5.1 Multiline Business End User Common Line (MLB EUCL),
 Local Switching (LS), Local Transport/Special Access
 and Tandem Switched Transport (TST) Rate Bands (Cont'd)

Company Name	State	Study Area Number	MLB EUCL	Rate Band			TST	
				LS	Local Transport/Special Access			
Dickeyville Telephone Corp.	WI	330875	15	6	7	2		(C)
Diller Telephone Co.	NE	371540	15	8	9	2		
Direct Communications Cedar Valley, LLC	UT	500758	15	8	4	2		(C)
Direct Communications Rockland, Inc.	ID	472232	15	8	10	2		
Dixon Telephone Company	IA	351150	15	8	9	2		
Dixville Telephone Company	NH	120042	15	8	9	2		
Dobson Tel. Co.	OK	431988	15	6	6	2		(C)
Doylestown Telephone Company	OH	300609	15	4	7	2		(C)
Drenthe Telephone Company	MI	310692	15	8	9	2		
Dubois Telephone Exchange, Inc.	WY	512291	15	8	9	2		(C)
Ducor Tel. Co.	CA	542313	15	8	9	2		
Dumont Telephone Company	IA	351152	15	8	7	2		
Dunbarton Telephone Company	NH	120043	15	6	7	2		(C)
Dunkerton Telephone Cooperative	IA	351153	15	8	7	2		
Dunkirk & Fredonia Telephone Company	NY	150091	15	7	8	2		(C)
Dunnell Telephone Company	MN	361381	15	8	9	2		(C)
[REDACTED]	[REDACTED]	[REDACTED]	[REDACTED]	[REDACTED]	[REDACTED]	[REDACTED]		(C)
E. Ritter Tel. Co.	AR	401722	15	5	7	2		
E.N.M.R. Tel. Cooperative, Inc.	TX	442262	11	1	5	2		
E.N.M.R. Tel. Cooperative, Inc.	NM	492262	15	3	7	2		(C)
Eagle Telephone System, Inc.	OR	532369	15	8	9	2		
Eagle Valley Telephone Company	MN	361383	15	7	5	2		(C)
East Buchanan Telephone Coop.	IA	351156	15	3	6	1		
East Otter Tail Telephone Company	MN	361385	15	2	7	2		
Eastcoast Telecom, Inc.	WI	330914	15	5	7	2		
Eastern Nebraska Tel. Co.	NE	371542	15	1	7	2		
Eastern Slope Rural Telephone Assn., Inc.	CO	462186	15	8	6	1		
Eastex Telephone Cooperative, Inc.	TX	442068	15	6	6	2		
Easton Telephone Company	MN	361384	15	8	6	1		
Eckles Telephone Company	MN	361386	15	8	4	2		(C)
Edwards Telephone Company, Inc.	NY	150092	15	2	6	1		
El Paso Telephone Company	IL	341004	15	1	3	2		(C)
Electra Telephone Company	TX	442069	15	8	7	2		
Elizabeth Telephone Company	LA	270430	15	8	9	1		
Elkhart Telephone Co., Inc.	KS	411764	15	8	9	2		
Ellensburg Telephone Company	WA	522412	15	1	1	2		
Ellerbe Telephone Company, Inc.	NC	230478	15	6	7	2		(C)

Transmittal No. 1278

Issued: June 16, 2010

Effective: July 1, 2010

Director - Access Tariffs
 80 So. Jefferson Road, Whippany, NJ 07981

ACCESS SERVICE

17. Rates and Charges (Cont'd)

17.5 Rate Tables (Cont'd)

17.5.1 Multiline Business End User Common Line (MLB EUCL),
 Local Switching (LS), Local Transport/Special Access
 and Tandem Switched Transport (TST) Rate Bands (Cont'd)

Company Name	State	Study Area Number	MLB EUCL	Rate Band		
				LS	Local Transport/Special Access	TST
Helix Telephone Company	OR	532376	15	8	9	2
Hemingford Cooperative Telephone Company	NE	371558	15	8	8	2 (C)
Henderson Co-Op Telephone Company	NE	371559	15	8	7	2 (C)
Henry County Telephone Company	IL	341029	15	8	7	2
Hershey Cooperative Telephone Company	NE	371561	15	8	7	1 (C)
Hiawatha Telephone Company	MI	310713	15	2	6	1 (C)
Hickory Telephone Company	PA	170171	15	8	7	2
Highland Telephone Company, Inc.	TN	290565	15	1	7	2
[REDACTED]	[REDACTED]	[REDACTED]	[REDACTED]	[REDACTED]	[REDACTED]	[REDACTED]
Hill Country Telephone Co-Operative, Inc.	TX	442086	15	6	9	2 (C)
Hills Telephone Company, Inc.	IA	351405	15	7	7	2 (C)
Hills Telephone Company, Inc.	MN	361405	15	8	9	2
Hills Telephone Company, Inc.	SD	391405	15	8	9	2
Hillsboro Telephone Company, Inc.	WI	330892	15	7	7	2 (C)
Hinton Tel. Co. of Hinton OK, Inc.	OK	431995	15	4	7	2
Hollis Telephone Company, Inc.	NH	123321	15	1	5	1
Holway Telephone Company	MO	421929	15	8	3	2 (C)
Home Tel. Co.	MN	361408	15	8	7	2
Home Tel. Co. Inc.	SC	240527	15	N/A	N/A	N/A
Home Tel. Co. of Pittsboro	IN	320777	15	4	7	2
Home Telephone Co.	IL	341032	15	8	8	2
Home Telephone Company	OR	532377	15	3	2	2 (C)
Home Telephone Company, Inc.	IN	320778	15	8	7	2
Home Telephone Company, Inc.	KS	411782	15	8	9	2 (C)
Hood Canal Telephone Co.	WA	522419	15	8	9	2 (C)
Hooper Tel. Co.	NE	371563	15	8	7	2
Hopi Telecommunications, Inc.	AZ	450815	15	8	9	2 (C)
Hopper Telecommunications Co., Inc.	AL	250300	15	8	7	1
Hornitos Tel. Co.	CA	542322	15	5	3	1 (C)
Horry Tel. Coop. Inc.	SC	240528	15	N/A	N/A	N/A
Hospers Telephone Exchange, Inc.	IA	351202	15	8	9	2 (C)
Hot Springs Telephone Company	MT	482241	15	4	9	2 (C)
Hubbard Cooperative Telephone Association	IA	351203	15	8	7	2
Humboldt Telephone Company	NV	553304	15	8	7	2
Humphrey's County Telephone Company	TN	290566	15	1	6	1

Transmittal No. 1278

Issued: June 16, 2010

Effective: July 1, 2010

Director - Access Tariffs
 80 So. Jefferson Road, Whippany, NJ 07981

ACCESS SERVICE

17. Rates and Charges (Cont'd)

17.5 Rate Tables (Cont'd)

17.5.1 Multiline Business End User Common Line (MLB EUCL),
 Local Switching (LS), Local Transport/Special Access
 and Tandem Switched Transport (TST) Rate Bands (Cont'd)

Company Name	State	Study Area Number	Rate Band				
			MLB EUCL	LS	Local Transport/Special Access	TST	
Lennon Telephone Company	MI	310708	15	1	6	1	(C)
Leonore Mutual Telephone Company	IL	341046	15	8	9	2	
X [REDACTED]	[REDACTED]	[REDACTED]	[REDACTED]	[REDACTED]	[REDACTED]	[REDACTED]	
X Lewis River Telephone Company, Inc.	WA	522427	15	1	7	1	(C)
[REDACTED]	[REDACTED]	[REDACTED]	[REDACTED]	[REDACTED]	[REDACTED]	[REDACTED]	(C)
Ligonier Telephone Company, Inc.	IN	320783	15	4	9	2	(C)
Lincoln County Telephone System, Inc.	NV	552351	15	8	9	2	
Lincoln Telephone Company, Inc.	MT	482244	15	8	9	2	(C)
Lincolnton Networks, Inc.	ME	100003	15	4	7	2	
Lipan Telephone Company	TX	442105	15	8	7	1	
Lismore Cooperative Telephone Company	MN	361419	15	8	10	1	
Little Miami Communications Corp.	OH	300613	15	2	8	1	
Livingston Telephone Company	TX	442107	15	N/A	N/A	N/A	(C)
Lockhart Tel. Co., Inc.	SC	240532	15	8	9	1	(C)
[REDACTED]	[REDACTED]	[REDACTED]	[REDACTED]	[REDACTED]	[REDACTED]	[REDACTED]	(C)
Lone Rock Cooperative Telephone Company	IA	351228	15	8	8	2	
Lonsdale Telephone Company	MN	361422	15	5	9	1	(C)
Loretel Systems, Inc.	MN	361443	15	3	7	2	
Loretto Telephone Company, Inc.	TN	290570	15	4	7	2	(C)
Lost Nation-Elwood Telephone Company	IA	351229	15	8	7	2	
Luck Telephone Company	WI	330902	15	4	7	2	(C)
Ludlow Telephone Company	VT	140058	15	3	3	2	
Lynnville Telephone Company	IA	351232	15	2	7	2	(C)
Mabel Cooperative Telephone Company	IA	351424	15	8	9	2	
Mabel Cooperative Telephone	MN	361424	15	8	8	2	(C)
Madison County Tel. Co., Inc.	AR	401709	15	3	8	1	(C)
Madison Telephone Company	IL	341049	15	8	9	2	
Madison Telephone, LLC	KS	411801	15	6	9	1	(C)
Magazine Telephone Company	AR	401710	15	8	7	2	
Mahanoy & Mahantango Telephone Company	PA	170183	15	1	8	1	(D)
Manawa Tel. Co., Inc.	WI	330905	15	6	7	2	

Transmittal No. 1278

Issued: June 16, 2010

Effective: July 1, 2010

Director - Access Tariffs
 80 So. Jefferson Road, Whippany, NJ 07981

ACCESS SERVICE

17. Rates and Charges (Cont'd)

17.5 Rate Tables (Cont'd)

17.5.1 Multiline Business End User Common Line (MLB EUCL),
 Local Switching (LS), Local Transport/Special Access
 and Tandem Switched Transport (TST) Rate Bands (Cont'd)

Company Name	State	Study Area Number	MLB EUCL	Rate Band			
				LS	Local Transport/Special Access	TST	
New Castle Tel. Co.	VA	193029	15	1	2	2	
New Florence Telephone Company, Inc.	MO	421927	15	8	5	1	(C)
New Hope Telephone Cooperative	VA	190239	15	8	7	2	
New Hope Telephone Cooperative	AL	250308	15	6	8	1	(C)
New Knoxville Telephone Company	OH	300639	15	8	9	2	
New Lisbon Telephone Company, Inc.	IN	320796	15	8	7	2	
New London Telephone Company	MO	421928	15	1	4	2	
New Paris Telephone, Inc.	IN	320797	15	1	7	2	(C)
New Ulm Telecom, Inc.	MN	361442	15	4	9	2	(C)
New Windsor Telephone Company	IL	341062	15	8	7	2	
Newport Telephone Company, Inc.	NY	150107	15	6	7	2	
Niagara Telephone Company	WI	330920	15	1	9	2	
Nicholville Telephone Company, Inc.	NY	150108	15	8	9	2	(C)
[REDACTED]	[REDACTED]	[REDACTED]	[REDACTED]	[REDACTED]	[REDACTED]	[REDACTED]	(C)
North Country Telephone Company	AR	613026	15	8	9	1	
North Dakota Telephone Co.	ND	381447	15	4	9	2	(C)
North English Cooperative Telephone Company	IA	351257	15	8	7	2	
North Penn Telephone Company	PA	170192	15	3	8	2	(C)
North State Telephone Company d/b/a North State Communications	NC	230491	15	2	7	2	
North-State Telephone Company	OR	532388	15	8	9	2	
North Texas Telephone Company	TX	442043	15	8	7	2	
Northeast Florida Telephone Company, Inc.	FL	210335	15	4	7	2	(C)
Northeast Iowa Telephone Company, Inc.	IA	351230	15	8	7	2	
Northeast Louisiana Telephone Company, Inc.	LA	270435	15	5	10	2	(C)
Northeast Missouri Rural Telephone Company	MO	421931	15	4	9	1	(C)

Transmittal No. 1278

Issued: June 16, 2010

Effective: July 1, 2010

Director - Access Tariffs
 80 So. Jefferson Road, Whippany, NJ 07981

ACCESS SERVICE

17. Rates and Charges (Cont'd)

17.5 Rate Tables (Cont'd)

17.5.1 Multiline Business End User Common Line (MLB EUCL),
 Local Switching (LS), Local Transport/Special Access
 and Tandem Switched Transport (TST) Rate Bands (Cont'd)

Company Name	State	Study Area Number	MLB EUCL	Rate Band			TST	
				LS	Local Transport/Special Access			
Peninsula Telephone Company	MI	310720	15	5	7	2	(C)	
Pennsylvania Tel. Co.	PA	170197	15	8	7	2		
Peoples Mutual Telephone Company, Inc.	VA	190244	15	2	3	1	(C)	
[REDACTED]	[REDACTED]	[REDACTED]	[REDACTED]	[REDACTED]	[REDACTED]	[REDACTED]	(C)	
Peoples Tel. Co., Inc.	IN	290576	15	1	8	1	(C)	
Peoples Telecommunications, LLC	KS	411814	15	8	7	1	(C)	
Peoples Telephone Company	IA	351273	15	8	9	2		
Peoples Telephone Company	MN	361453	15	3	7	1	(C)	
Peoples Telephone Company	OR	532391	15	8	8	1		
Peoples Telephone Company, Inc.	AL	250314	15	1	5	1		
Peoples Telephone Cooperative	TX	442130	15	4	2	1		
Perkinsville Telephone Company	VT	140062	9	1	10	1	(C)	
Perry-Spencer Rural Telephone Cooperative Inc. d/b/a PSC	IN	320807	15	6	8	1	(C)	
Phillips County Telephone Company	CO	462197	15	6	5	1	(C)	
Piedmont Rural Telephone Cooperative, Inc.	SC	240538	15	3	7	1	(C)	
Piedmont Telephone Membership Corporation	NC	230497	15	5	7	2		
Pierce Telephone Company	NE	371581	15	8	7	2		
Pigeon Telephone Company	MI	310721	15	8	7	2	(C)	
Pine Belt Telephone Company, Inc.	AL	250315	15	2	9	2		
Pine Drive Telephone Company	CO	462198	15	8	7	2		
Pine Island Telephone Company	MN	361454	15	1	9	1	(C)	
Pine Tel. Co.	OK	432017	15	8	10	2		
Pine Telephone System	OR	532392	15	1	10	2		
Pine Tree Tel. & Tel. Company	ME	100020	15	4	7	2	(C)	
Pineland Telephone Cooperative, Inc.	GA	220377	15	1	9	2		
Pineville Telephone Company	NC	230494	15	5	7	2	(C)	
Pinnacles Tel. Co.	CA	542346	15	8	9	2		
Pioneer Telephone Association, Inc.	KS	411817	15	6	9	2	(C)	
Pioneer Telephone Company	WA	522437	15	2	7	2		
Pioneer Telephone Cooperative	OR	532393	15	1	9	1		

Transmittal No. 1278

Issued: June 16, 2010

Effective: July 1, 2010

Director - Access Tariffs
 80 So. Jefferson Road, Whippany, NJ 07981

ACCESS SERVICE

17. Rates and Charges (Cont'd)

17.5 Rate Tables (Cont'd)

17.5.1 Multiline Business End User Common Line (MLB EUCL),
 Local Switching (LS), Local Transport/Special Access
 and Tandem Switched Transport (TST) Rate Bands (Cont'd)

Company Name	State	Study Area Number	MLB EUCL	Rate Band			
				LS	Local Transport/Special Access	TST	
Somerset Telephone Company, Inc.	WI	330951	15	3	7	2	(C)
South Arkansas Tel. Co., Inc.	AR	401702	15	6	7	2	
South Canaan Telephone Company	PA	170204	15	6	7	2	
South Central Communications, Inc.	IA	351888	15	2	7	1	
[REDACTED]	[REDACTED]	[REDACTED]	[REDACTED]	[REDACTED]	[REDACTED]	[REDACTED]	
South Central Telephone Association, Inc.	KS	411831	15	4	7	2	(C)
South Central Telephone Association, Inc.	OK	431831	15	8	5	2	
South Central Utah Tel. Assn., Inc.	UT	502286	15	2	7	1	
South Park Telephone Company	CO	462195	15	8	9	2	
South Plains Tel. Coop., Inc.	TX	442143	15	8	9	1	
South Slope Coop. Tel., Inc.	IA	351298	15	3	7	1	
Southeast Mississippi Telephone Co.	MS	283301	15	1	5	1	
Southeast Nebraska Communications, Inc.	NE	371591	15	8	9	1	(C)
Southeast Telephone Company of Wisconsin	WI	330952	15	1	7	1	
Southeastern Indiana Rural Telephone Cooperative, Inc.	IN	320819	15	5	3	2	(C)
Southern Kansas Telephone Co., Inc.	KS	411833	15	1	9	1	
Southern Montana Telephone Company	MT	482254	15	8	9	2	
Southwest Arkansas Telephone Cooperative, Inc.	AR	401724	15	3	7	2	(C)
Southwest Oklahoma Telephone Company	OK	432025	15	8	4	2	(C)
Southwest Telephone Exchange, Inc.	IA	351301	15	8	8	2	
Southwest Texas Telephone Company	TX	442135	15	5	7	2	(C)
Southwestern Telephone Company	AZ	452174	15	3	2	2	
Splitrock Properties, Inc.	SD	391657	15	4	7	2	(C)
Spring Grove Communications	MN	361485	15	8	7	2	
Spring Valley Telephone Company, Inc.	WI	330953	15	8	9	1	
Springport Telephone Company	MI	310728	15	3	6	1	(C)
Springville Coop. Tel. Assn., Inc.	IA	351302	15	8	7	2	
Spruce Knob Seneca Rocks Telephone Company	WV	200257	15	8	7	1	(C)
SRT Communications, Inc.	ND	383303	15	1	7	2	
St. John Telephone Company	WA	522442	15	6	5	2	(C)
St. Paul Cooperative Telephone Association	OR	532396	15	8	7	2	
St. Stephen Telephone Company	SC	240544	15	1	3	1	

Transmittal No. 1278

Issued: June 16, 2010

Effective: July 1, 2010

Director - Access Tariffs
 80 So. Jefferson Road, Whippany, NJ 07981

ACCESS SERVICE

17. Rates and Charges (Cont'd)

17.5 Rate Tables (Cont'd)

17.5.1 Multiline Business End User Common Line (MLB EUCL),
 Local Switching (LS), Local Transport/Special Access
 and Tandem Switched Transport (TST) Rate Bands (Cont'd)

Company Name	State	Study Area Number	MLB EUCL	Rate Band		
				LS	Local Transport/Special Access	TST
West Central Telephone Association	MN	361501	15	3	9	1
West Iowa Telephone Company d/b/a WestTel Systems	IA	351331	15	7	7	2 (C)
[REDACTED]	[REDACTED]	[REDACTED]	[REDACTED]	[REDACTED]	[REDACTED]	[REDACTED] (C)
West Kentucky Rural Telephone Cooperative Corporation, Inc.	TN	290598	15	8	7	2 (C)
West Liberty Telephone Company	IA	351332	15	8	7	1 (C)
West Penobscot Telephone & Telegraph Company	ME	100034	15	1	9	1
West Plains Telecommunications, Inc.	TX	442071	15	8	6	2 (C)
West Point Telephone Company, Inc.	IN	320837	15	8	7	2
West River Cooperative Telephone Company	SD	391689	15	1	9	2 (C)
West River Telecommunications Cooperative	ND	381637	15	1	7	2 (N)
West River Telecommunications Cooperative (Mobridge)	SD	391671	15	3	7	2 (C)
West Side Telephone Company	PA	170277	15	8	9	1
West Side Telephone Company	WV	200277	15	8	7	1 (C)
West Tennessee Tel. Co., Inc.	TN	290583	15	3	9	1
West Texas Rural Tel. Coop., Inc.	TX	442166	15	8	8	2 (C)
West Wisconsin Telcom Coop., Inc.	WI	330971	15	4	5	2 (C)
Western Iowa Telephone Association	IA	351334	15	8	7	2 (C)
Western New Mexico Telephone Company, Inc.	NM	492268	15	2	9	2 (C)
Western Telephone Company	MN	361502	15	5	7	2
Western Telephone Company	SD	391688	15	8	9	2 (C)
Western Wahkiakum County Telephone Company	WA	522451	15	8	7	2 (C)
Westgate Communications LLC d/b/a WeavTel	WA	520580	15	6	9	2 (C)
Westphalia Telephone Company	MI	310735	15	8	7	2
Westside Independent Telephone Company	IA	351335	15	8	9	2
Wheat State Telephone Company	KS	411847	15	8	4	2
Whidbey Telephone Company	WA	522452	15	4	9	1 (C)
Wiggins Telephone Association	CO	462209	15	2	9	1
Wikstrom Telephone Company, Inc.	MN	361505	15	5	9	2 (C)
Wilderness Valley Telephone Company, Inc.	MN	361348	15	8	9	2
Wilkes Telephone & Electric Company, Inc.	GA	220394	15	4	7	2 (C)
Wilkes Telephone Membership Corp.	NC	230510	15	2	9	1 (C)
Willard Telephone Company	CO	462210	15	8	9	2

Transmittal No. 1278

Issued: June 16, 2010

Effective: July 1, 2010

Director - Access Tariffs
 80 o. Jefferson Road, Whippany, NJ 07981

Bromdenburg

Locality

CELL

National Exchange Carrier Association
Wire Center Report - Effective

03/28/2011

Host Switch LRN WCV WCH ASEC Residing Lata

Effective
From Thru

NPAINXX Range	Leasing Company/Locality	Office Type	Serving Locality/State	Company Presence	NPAINXX Range	State	Locality	Tandem
270/497-0-9999	[REDACTED]	AA DA DD GM HD RC RD T9 TK ZZ	06607 02834 0398	462	06/01/2005			
BERRYTOWN	BETOKYXARS0	DA	06629 02759 0398	462	06/01/2005			
BIG SPRINGS	BGSPKYXARS0	DA	06623 02791 0398	462	06/01/2005			
[REDACTED]	[REDACTED]	AA DA DD GM HD RC RD T9 TK ZZ	06610 02808 0398	462	06/01/2005			
270/422-0-9999	BUSINESS OFFICE	BUOFKYXARS0	DA	06610 02808 0398	462	06/01/2005		
CONSTANTINE	CONSKYXARS0	DA	06666 02794 0398	462	06/01/2005			
[REDACTED]	[REDACTED]	AA DA DD GM HD RC RD T9 TK ZZ	06666 02794 0398	462	06/01/2005			
270/536-0-9999	DECKER SCHOOL RD	DESCKYXARS0	DA	06629 02759 0398	462	06/01/2005		
DOE VALLEY	DOVLKYXARS0	DA	06610 02808 0398	462	06/01/2005			
FLAT	FLATKYXARS0	DA	06623 02791 0398	462	06/01/2005			

National Exchange Carrier Association
Wire Center Report - Effective

03/28/2011

Effective

Locality CCLI Host Switch LRN WCV WCH ASEC Residing Lata From Thru

NPA/NXX Range Leasing Company/Locality Office Type Serving Company Presence NPA/NXX Range State Locality

Tandem

HENSLEY HENSKYXARS0 DA 06641 02813 0398 462 06/01/2005

HOG WALLOW HOWAKYXARS0 DA 06623 02791 0398 462 06/01/2005

IHDT IHDTKYXARS0 DA 06641 02813 0398 462 06/01/2005

270/547 0-9999
270/668 0-9999
270/853 0-9999
AA DA DD GM
HD RC RD T9
TK
06641 02813 0398 462 06/01/2005

MIDWAY MIDWKYXARS0 DA 06610 02808 0398 462 06/01/2005

NORTH NRTHKYXARS0 DA 06621 02757 0398 462 06/01/2005

270/828 0-9999
AA DA DD GM
HD RC RD T9
TK
06623 02791 0398 462 06/01/2005

270/496 0-9999
AA DA DD GM
HD RC RD T9
TK
06627 02832 0398 462 06/01/2005

RADCLIFF RDCLKYXA1GT D1 DA GB 06621 02757 0398 462 09/01/1993

National Exchange Carrier Association
Wire Center Report - Effective

03/28/2011

Locality

CLLI

Host Switch

LRN

WCV

WCH

ASEC Residing Lata

Effective From Thru

NPAINXX Range Leasing Company/Locality Office Type Serving Locality/State Company Presence NPAINXX Range State Locality Tandem

270/219 0-9999
270/272 0-9999
270/351 0-9999
270/352 0-9999

AA DA DD HB
HD RC RD SJ
T3 T9 TK ZZ

06621 02757 0398 462 08/01/2005

RHODELLA

RHODKYYXARS0

DA

06627 02832 0398 462 06/01/2005

ROCK HAVEN

RKHVKYYXARS0

DA

06623 02791 0398 462 06/01/2005

SOUTH

SOTHKYYXARS0

DA

06621 02757 0398 462 06/01/2005

UNION STAR

UNSTKYYXARS0

DA

06641 02813 0398 462 06/01/2005

270/877 0-9999

AA DA DD GM
HD RC RD T9
TK

06629 02759 0398 462 06/01/2005

WEST

WESTKYYXARS0

DA

06621 02757 0398 462 06/01/2005

Search Criteria:

ASEC = 0398, ASEC Name = [REDACTED] 0398

National Exchange Carrier Association
Wire Center Report - Effective

03/28/2011

Effective
From Thru

Locality	CLLI	Office Type	Host Switch	LRN	WCV	WCH	ASEC Residing Lata	Effective
NPANXX Range Leasing Company/Locality		Serving Company Presence		Serving Locality/State		Serving Locality/State		Tandem
		LATA	NPANXX Range State Locality					
606/652 0-9999	[REDACTED]	AA DA DD GM HD TJ		06319	02314	0406	466	01/01/2005
606/673 0-9999	[REDACTED]	AA DA DD GM HD TJ		06305	02286	0406	466	01/01/2005
606/686 0-9999	[REDACTED]	AA DA DD GM HD TJ		06277	02307	0406	466	01/01/2005
606/265 0-9999	[REDACTED]	AA DA DD GM HD TJ		06345	02310	0406	466	01/01/2005
606/884 0-9999	[REDACTED]	AA DA DD GM HD TJ		06401	02303	0406	466	01/01/2005
606/349 0-9999	[REDACTED]	AA DA DD GM HD TJ		06390	02318	0406	466	01/01/2005
606/228 0-9999	[REDACTED]	AA DA DD HB HD		06358	02294	0406	466	04/01/2003
606/297 0-9999	[REDACTED]	AA DA DD HB HD		06358	02294	0406	466	01/01/2005
STAFFORDSVILLE		SFVLKY0101T		06358	02294	0406	466	01/01/2005
		BA DA DD GB GC HD T3 TJ						

Search Criteria:

ASEC = 0406, ASEC Name = [REDACTED]-0406

Highland

National Exchange Carrier Association
Wire Center Report - Effective

03/28/2011

Effective
From Thru

Locality	CLLI	Office Type	Host Switch	Serving LATA	Company Presence	Serving Locality/State	WCV	WCH	ASEC Residing Lata	From	Thru
NPANXX Range Leasing Company/Locality											
NPANXX Range State Locality											
ANGEL FALLS		ANGEKYYXARS0	DA	06710	02416	4002	466			07/01/2005	
BETHEL		BETHKYYXARS0	DA	06716	02404	4002	466			07/01/2005	
BEULAH HEIGHTS		BEULKYYXARS0	DA	06710	02416	4002	466			07/01/2005	
BLUE HERON		BHERKYYXARS0	DA	06710	02416	4002	466			07/01/2005	
DAY RIDGE		DAYRKYYXARS0	DA	06710	02416	4002	466			07/01/2005	
EAST APPLE TREE		EAPPKYYXARS0	DA	06710	02416	4002	466			07/01/2005	
FEDERAL PRISON		FDPRKYYXARS0	DA	06716	02404	4002	466			07/01/2005	
HAYES CREEK		HAYCKYYXARS0	DA	06716	02404	4002	466			07/01/2005	
HICKENBOTTOM		HICKKYYXARS0	DA	06710	02416	4002	466			07/01/2005	
HIGHLAND STEARNS OFFICE		HIGHKYYXARS0	DA	06710	02416	4002	466			07/01/2005	

Tandem

National Exchange Carrier Association
Wire Center Report - Effective

03/28/2011

Locality	CLLI	Host Switch	LRN	WCV	WCH	ASEC Residing Lata	Effective From	Effective Thru
----------	------	-------------	-----	-----	-----	--------------------	----------------	----------------

NPA/NXX Range Leasing Company/Locality

Office Type

Serving LATA

Company Presence

Serving Locality/State

NPA/NXX Range State Locality

Tandem

LICK CREEK	LICKKYXARS0			06710	02416	4002	466	07/01/2005
	DA							
MCCREARY COURT HOUSE	MCCTKYXARS0			06710	02416	4002	466	07/01/2005
	DA							
MCCREARY HIGH SCHOOL	MCHSKYXARS0			06710	02416	4002	466	07/01/2005
	DA							
NATURAL ARCH	NTARKYXARS0			06710	02416	4002	466	07/01/2005
	DA							
NOAHS BOAT DOCK	NOAHKYXARS0			06710	02416	4002	466	07/01/2005
	DA							
ONEIDA	PRLKYYAAJ00			06751	02399	4002	466	09/01/2004
	GM TJ							SMRTKYXA02T
[REDACTED]	[REDACTED]			06716	02404	4002	466	09/01/2004
606/354 0-9999	AA BA DA GM TJ							
ROSS GROVE	ROSSKYXARS0			06710	02416	4002	466	07/01/2005
	DA							
SAND HILL	SANHKYXARS0			06710	02416	4002	466	07/01/2005
	DA							
SHERMAN RICHARDSON	SHERKYXARS0			06716	02404	4002	466	07/01/2005
	DA							

National Exchange Carrier Association
Wire Center Report - Effective

03/28/2011

Effective
From Thru

Locality	CLLI	Host Switch	LRN	WCV	WCH	ASEC Residing Lata	Office Type	Serving Locality/State	Company Presence	NPA/NXX Range	State	Locality	Tandem
SOMERSET COLLEGE	SMSCKYXARS0						DA	06710 02416 4002					07/01/2005
[REDACTED]	[REDACTED]		ONEDTNXADS1				AA BA DA GM TJ	06710 02416 4002					09/01/2004
606/376 0-9999													
TUCKER BROTHERS	TUCKKYXARS0						DA	06710 02416 4002					07/01/2005
WILLIAMSBURG ST.	WILLKYXARS0						DA	06710 02416 4002					07/01/2005
YAMACRAW	YAMAKYXARS0						DA	06710 02416 4002					07/01/2005

Search Criteria:

ASEC = 4002, ASEC Name = [REDACTED]-4002

Mountain Road

National Exchange Carrier Association
Wire Center Report - Effective

03/28/2011

Locality	CLLI	Office Type	Host Switch	LRN	WCV	WCH	ASEC Residing Lata	Effective From	Effective Thru
NPA/NXX Range	Leasing Company/Locality		Serving LATA	Company Presence	Serving Locality/State	NPA/NXX Range	State Locality		
AMOS RIDGE	AMOSKYYXRS0	DA	06403	02422	0414	466	06/01/2005		
AULT	AULTKYYXRS0	DA	06333	02363	0414	466	06/01/2005		
BALDWIN BRANCH	BLDWKYYXRS0	DA	06401	02390	0414	466	04/01/2007		
BAPTIST	BPSTKYYXRS0	DA	06437	02387	0414	466	04/01/2007		
BASCOM	BSCMKYYXRS0	DA	06333	02363	0414	466	06/01/2005		
BEAR PEN	BPRNKYYXRS0	DA	06437	02387	0414	466	04/01/2007		
BEAVER CREEK	BRVRKYYXRS0	DA	06403	02422	0414	466	04/01/2007		
BELKNAP	BLNPKYYXRS0	DA	06412	02374	0414	466	04/01/2007		
BETHANY	BTHNKYYXRS0	DA	06437	02387	0414	466	06/01/2005		
BETTY GAP	BTGPKYYXRS0	DA	06403	02422	0414	466	06/01/2005		

Tandem

National Exchange Carrier Association
Wire Center Report - Effective

03/28/2011

Locality CLLI Host Switch LRN WCV WCH ASEC Residing Lata Effective From Thru

NPANXX Range Leasing Company/Locality Office Type Serving Company Presence NPANXX Range State Locality Tandem

BIGWOODS BGWDKYYXARS0 DA 06403 02422 0414 466 06/01/2005

BLAINES TRACE BLTRKYYXARS0 DA 06333 02363 0414 466 04/01/2007

BLAIRS MILL BMRLKYYXARS0 DA 06377 02364 0414 466 04/01/2007

BONNY BONYKYYXARS0 DA 06401 02390 0414 466 04/01/2007

BOOTH RIDGE BTRGKYYXARS0 DA 06437 02387 0414 466 04/01/2007

BROWN RIDGE BNRGKYYXARS0 DA 06333 02363 0414 466 06/01/2005

BRUIN BRUNKYYXARS0 DA 06333 02363 0414 466 06/01/2005

BRUSHY BRSYKYYXARS0 DA 06333 02363 0414 466 04/01/2007

BURKE BRKEKYYXARS0 DA 06333 02363 0414 466 06/01/2005

BUSKIRK BKRRKYYXARS0 DA 06377 02364 0414 466 04/01/2007

National Exchange Carrier Association
Wire Center Report - Effective

03/28/2011

Locality CLLI Host Switch LRN WCV WCH ASEC Residing Lata From Thru Effective

NPA/NXX Range Leasing Company/Locality Office Type Serving Company Presence NPA/NXX Range State Locality Tandem

CALABOOSE CALBKYYXARS0 DA 06437 02387 0414 466 04/01/2007

[REDACTED] [REDACTED] AA BA DA HD 06437 02387 0414 466 03/01/2002

606/668 0-9999 RN RO TJ

CANNEL CITY CANLKYYXARS0 DA 06377 02364 0414 466 04/01/2007

CASKEY FORK CSKYKYXARS0 DA 06412 02374 0414 466 04/01/2007

CORNOR RIDGE CNRGKYXARS0 DA 06403 02422 0414 466 06/01/2005

COTTLE CTOLKYXARS0 DA 06377 02364 0414 466 04/01/2007

CROCKETT CROKKYXARS0 DA 06361 02342 0414 466 04/01/2007

CULVER CLVRKYXARS0 DA 06333 02363 0414 466 06/01/2005

DEHART DHRTKYXARS0 DA 06377 02364 0414 466 06/01/2005

DITNEY RIDGE DTRGKYXARS0 DA 06377 02364 0414 466 04/01/2007

National Exchange Carrier Association
Wire Center Report - Effective

03/28/2011

Effective
From Thru

Locality	CLLI	Office Type	Host Switch	LRN	WCV	WCH	ASEC Residing Lata	From	Thru
NPA/NXX Range	Leasing Company/Locality	Office Type	Serving LAT A	Company Presence	Serving Locality/State	NPA/NXX Range	State Locality	Tandem	
DOG TROT	DGTRKYYXARS0	DA			06403	02422	0414	466	06/01/2007
EAST FORK	ESFKKYYXARS0	DA			06403	02422	0414	466	04/01/2007
ELAMTON	ELAMKYYXARS0	DA			06361	02342	0414	466	04/01/2007
ELDRIDGE	ELDGKYYXARS0	DA			06333	02363	0414	466	04/01/2007
[REDACTED]	[REDACTED]	AA DA TJ			06401	02390	0414	466	04/01/2007
606/725 0-9999	[REDACTED]	AA BA DA HD RN RO TJ			06403	02422	0414	466	03/01/2002
GILMORE	GLMRKYYXARS0	DA			06412	02374	0414	466	06/01/2005
GIMLETT	GMLTKYYXARS0	DA			06333	02363	0414	466	06/01/2005
GLEN KAREN	GLCNKYYXARS0	DA			06437	02387	0414	466	04/01/2007
GRASSY CREEK	GSCKKYYXARS0	DA			06377	02364	0414	466	01/01/2008

National Exchange Carrier Association
Wire Center Report - Effective

03/28/2011

Locality CLLI Host Switch LRN WCV WCH ASEC Residing Lata Effective From Thru

NPANXX Range Leasing Company/Locality Office Type Serving Company LATA Presence NPANXX Range State Locality NPANXX Range State Locality Tandem

GREASY GRZYKXXARS0 06401 02390 0414 466 04/01/2007

DA

GREEN GRENKXXARS0 06333 02363 0414 466 06/01/2005

DA

HAWKINS BRANCH HWBRKXXARS0 06403 02422 0414 466 04/01/2007

DA

[REDACTED] [REDACTED] 06412 02374 0414 466 04/01/2007
AA DA TJ

606/662 0-9999

HAZIER HILL HZHLKXXARS0 06403 02422 0414 466 10/01/2005

DA

HELECHAWA HLCHKXXARS0 06412 02374 0414 466 04/01/2007

DA

HICKORY GROVE HKGVKXXARS0 06377 02364 0414 466 06/01/2005

DA

HOLIDAY FORK HDFKKXXARS0 06377 02364 0414 466 06/01/2005

DA

INDEX INDKXXXARS0 06377 02364 0414 466 06/01/2005

DA

INDIAN CREEK INCKKXXARS0 06377 02364 0414 466 06/01/2005

DA

National Exchange Carrier Association
Wire Center Report - Effective

03/28/2011

Locality CLLI Host Switch LRN WCV WCH ASEC Residing Lata Effective From Thru

NPANXX Range Leasing Company/Locality Office Type Serving Company Presence Serving Locality/State NPANXX Range State Locality Tandem

ISONVILLE INVLYKXXARS0 06333 02363 0414 466 06/01/2005

DA

[REDACTED] [REDACTED] 06361 02342 0414 466 04/01/2007

606/522 0-9999

AA DA TJ

JEPTHA UE9K JEPUKYXARS0 06361 02342 0414 466 06/01/2005

DA

KELLACY KLCYKXXARS0 06401 02390 0414 466 06/01/2005

DA

KOREA KORAKYXARS0 06403 02422 0414 466 04/01/2007

DA

LACY CREEK LYCKKXXARS0 06412 02374 0414 466 06/01/2005

DA

LANDSAW LANDKYXARS0 06437 02387 0414 466 04/01/2007

DA

LEATHERWOOD LEATKYXARS0 06403 02422 0414 466 06/01/2005

DA

LEISURE LSURKYXARS0 06377 02364 0414 466 04/01/2007

DA

LIBERTY ROAD LBRDKYXARS0 06377 02364 0414 466 06/01/2005

DA

National Exchange Carrier Association
Wire Center Report - Effective

03/28/2011

Locality CCLI Host Switch LRN WCV WCH ASEC Residing Lata From Thru Effective

NPA/NXX Range Leasing Company/Locality Office Type Serving Company Presence Serving Locality/State NPA/NXX Range State Locality TANDem

LICKFORK LKFKKYYXARS0 06333 02363 0414 466 06/01/2005

DA

LITTLE AMOS LTAMKYYXARS0 06403 02422 0414 466 04/01/2007

DA

LITTLE SANDY LTSDKYYXARS0 06333 02363 0414 466 06/01/2005

DA

LYTTEN LYTNKYYXARS0 06333 02363 0414 466 04/01/2007

DA

MARBIA MRBAKYYXARS0 06403 02422 0414 466 06/01/2005

DA

MARY MARYKYYXARS0 06437 02387 0414 466 06/01/2005

DA

MAUK RIDGE MALKKYYXARS0 06333 02363 0414 466 06/01/2007

DA

MAYTOWN MTTWNKYYXARS0 06401 02390 0414 466 04/01/2007

DA

MEANS MEANKYYXARS0 06403 02422 0414 466 04/01/2007

DA

MIDDLE FORK MDFKYYXARS0 06333 02363 0414 466 06/01/2005

DA

National Exchange Carrier Association
Wire Center Report - Effective

03/28/2011

Locality CLLI Host Switch LRN WCV WCH ASEC Residing Lata Effective From Thru

NPA/NXX Range Leasing Company/Locality Office Type Serving Company Presence Serving Locality/State NPA/NXX Range State Locality Tandem

MIDDLE FORK MIFKYYXARS0 DA 06361 02342 0414 466 06/01/2005

MIMA MIMAKYYXARS0 DA 06361 02342 0414 466 06/01/2005

MOON MOONKYYXARS0 DA 06361 02342 0414 466 06/01/2005

MUDDICK MDLKKYYXARS0 DA 06403 02422 0414 466 06/01/2005

MURPHY FORK MRFKYYXARS0 DA 06401 02390 0414 466 04/01/2007

NORTH RUIN NRUNKYYXARS0 DA 06333 02363 0414 466 09/01/2009

ORDINARY ONRYKYYXARS0 DA 06333 02363 0414 466 11/01/2009

PAINT CREEK PTCKKYYXARS0 DA 06361 02342 0414 466 06/01/2005

PANAMA PNMAKYYXARS0 DA 06377 02364 0414 466 04/01/2007

PEKIN PKINKYYXARS0 DA 06401 02390 0414 466 06/01/2005

National Exchange Carrier Association
Wire Center Report - Effective

03/28/2011

Locality CLLI Host Switch LRN WCV WCH ASEC Residing Lata From Thru Effective

NPA/NXX Range Leasing Company/Locality Office Type Serving Company Presence Serving Locality/State LATA NPA/NXX Range State Locality Tandem

PINE BRANCH	PNBKYYXARS0	DA	06403	02422	0414	466	04/01/2007
PINE BRANCH	PNCEKYXARS0	DA	06437	02387	0414	466	04/01/2007
PINE GROVE	PNGVKYXARS0	DA	06401	02390	0414	466	06/01/2005
PINE RIDGE	PNRGKYXARS0	DA	06437	02387	0414	466	04/01/2007
PLEASANT RUN	PLRNKYXARS0	DA	06377	02364	0414	466	04/01/2007
POMP	POMPKYXARS0	DA	06377	02364	0414	466	04/01/2007
POMROYTON	PMTNKYXARS0	DA	06403	02422	0414	466	06/01/2005
QUILLENS CHAPEL	QUILKYXARS0	DA	06437	02387	0414	466	04/01/2007
REDWINE	RDWNKYXARS0	DA	06377	02364	0414	466	06/01/2005
ROCKHOUSE	RKHSKYXARS0	DA	06377	02364	0414	466	06/01/2005

National Exchange Carrier Association
Wire Center Report - Effective

03/28/2011

Effective
From Thru

Locality	CLLI	Office Type	Host Switch	LRN	WCV	WCH	ASEC	Residing Lata	Effective
NPA/NXX Range	Leasing Company/Locality		Serving Company LATA	Company Presence	Serving Locality/State	State	Locality		Tandem
ROGERS	ROGRKYYXARS0	DA			06437	02387	0414	466	04/01/2007
ROSE FORK	RSFKKYYXARS0	DA			06412	02374	0414	466	06/01/2005
SANDY	SNDYKYYXARS0	DA			06333	02363	0414	466	06/01/2005
[REDACTED]	[REDACTED]		AA BA DA HD RN RO TJ		06333	02363	0414	466	03/01/2002
SANDY RIDGE	SDRGKYYXARS0	DA			06437	02387	0414	466	06/01/2005
SCRANTON	SCRNKYYXARS0	DA			06403	02422	0414	466	06/01/2007
SILVERHILL	SVHLKYYXARS0	DA			06361	02342	0414	466	06/01/2005
SKAGGS FLAT	SGFTKYYXARS0	DA			06333	02363	0414	466	06/01/2005
SMITH HILL	SMHLKYYXARS0	DA			06333	02363	0414	466	09/01/2009
SOUTH RUIN	SRUNKYYXARS0	DA			06333	02363	0414	466	09/01/2009

National Exchange Carrier Association
Wire Center Report - Effective

03/28/2011

Locality

CLLI

Host Switch

LRN

WCV

WCH

ASEC Residing Lata

Effective
From Thru

NPANXX Range Leasing Company/Locality

Office Type

Serving LATA

Company Presence

Serving Locality/State

NPANXX Range State Locality

Tandem

STACY FORK	STCYKXXARS0	DA	06377	02364	0414	466	04/01/2007
STACY FORK UE9K	STFUJXXARS0	DA	06377	02364	0414	466	06/01/2005
STARK RIDGE	STRGKXXARS0	DA	06333	02363	0414	466	04/01/2007
STEPHENS	SPHNKXXARS0	DA	06333	02363	0414	466	06/01/2005
STILLWATER	SLWTKXXARS0	DA	06437	02387	0414	466	04/01/2007
STRAIGHT CREEK	SGCKKXXARS0	DA	06361	02342	0414	466	06/01/2005
SUDITH	SUDTKXXARS0	DA	06403	02422	0414	466	04/01/2007
TARR RIDGE	TARGKXXARS0	DA	06403	02422	0414	466	04/01/2007
TOLLIVER	TLVRKXXARS0	DA	06412	02374	0414	466	06/01/2005
TOMS BRANCH	TMZBKXXARS0	DA	06401	02390	0414	466	04/01/2007

National Exchange Carrier Association
Wire Center Report - Effective

03/28/2011

Locality CLLI Host Switch LRN WCV WCH ASEC Residing Lata Effective From Thru

NPA/NXX Range Leasing Company/Locality Office Type Serving Company Presence Serving Locality/State NPA/NXX Range State Locality Tandem

TRENT TRNTKYYXARS0 DA 06412 02374 0414 466 06/01/2005

VALERIA VLRAKYYXARS0 DA 06401 02390 0414 466 06/01/2005

WELLINGTON WELLYXARS0 DA 06403 02422 0414 466 04/01/2007

WELLS CHAPEL WSCHKYYXARS0 DA 06377 02364 0414 466 06/01/2007

606/743 0-9999
AA BA DA HD
RP RQ T3 T7
TJ TU
06377 02364 0414 466 09/01/2004

WEST LIBERTY WLBTKYXA01T GB SK XE 06377 02364 0414 466 01/01/2006

WHEELRIM WLRMKYYXARS0 DA 06412 02374 0414 466 06/01/2005

WILDER WLDRKYYXARS0 DA 06377 02364 0414 466 06/01/2005

WILLIAMS CREEK WMCKKYYXARS0 DA 06361 02342 0414 466 04/01/2007

WOODSBEND WDSBKYYXARS0 DA 06377 02364 0414 466 04/01/2007

National Exchange Carrier Association
Wire Center Report - Effective

03/28/2011

Effective
From Thru

Locality	CLLI	Office Type	Host Switch	LRN	WCV	WCH	ASEC Residing Lata	From	Thru
NPA/NXX Range	Leasing Company/Locality		Serving LATA	Company Presence	Serving Locality/State	NPA/NXX Range	State Locality		
ZACHARIAH	ZACHKYYXARS0	DA			06437	02387	0414	466	04/01/2007
ZAG	ZAGGKYYXARS0	DA			06377	02364	0414	466	04/01/2007

Tandem

Search Criteria:

ASEC = 0414, ASEC Name = 

National Exchange Carrier Association

03/28/2011

Wire Center Report - Effective

Effective

Locality CLLI Host Switch LRN WCV WCH ASEC Residing Lata From Thru

NPA/NXX Range Leasing Company/Locality Office Type Serving Company Presence Serving Locality/State NPA/NXX Range State Locality Tandem

██████████	██████████					06848	02681	4001	462	10/01/2008
270/618 0-9999				AA BA DA HD						
270/622 0-9999				OE TJ						

Search Criteria:

ASEC = 4001, ASEC Name = ██████████-4001

National Exchange Carrier Association
Wire Center Report - Effective

03/28/2011

Locality CLLI Host Switch LRN WCV WCH ASEC Residing Lata Effective From Thru

NPANXX Range Leasing Company/Locality Office Type Serving Company Presence NPA/NXX Range State Locality Tandem

606/364 0-9999 AA DA RA RC T9 TJ TK 06537 02380 0415 466 02/01/2011

606/593 0-9999 AA DA RA RC T9 TJ TK 06496 02377 0415 466 02/01/2011

MCKEE MCKEKYXA00T BA GB T9 TK 06532 02421 0415 466 02/01/2011

606/287 0-9999 AA DA RA RC RD RE RF RG RH RJ RK SC SD SE SF SH SM SN SO T9 TJ TK XF 06532 02421 0415 466 02/01/2011

606/965 0-9999 AA DA RA RC T9 TJ TK 06532 02442 0415 466 02/01/2011

Search Criteria:
ASEC = 0415, ASEC Name = 0415

National Exchange Carrier Association
Wire Center Report - Effective

03/28/2011

Effective
From Thru

Locality	CLLI	Office Type	Host Switch	LRN	WCV	WCH	ASEC Residing Lata	From	Thru
NPA/NXX Range		Leasing Company/Locality		Serving Company Presence		Serving Locality/State		Serving Locality/State	
				LAT A		State Locality		Tandem	
GLASGOW	GLSGKYXR01T	GB			06779	02664	0418	462	06/01/2009
GLASGOW	GLSGKYXR02T	GB			06779	02664	0418	462	06/01/2009
[REDACTED]	[REDACTED]	[REDACTED]			06779	02664	0418	462	06/01/2009
270/427 0-9999			AA BA D1 DA						
270/428 0-9999			DD GC GD GJ						
270/432 0-9999			GL GM GN HB						
270/434 0-9999			HD HJ II RP						
270/453 0-9999			RQ SK SR T1						
270/457 0-9999			T3 T8 T J TU						
270/614 0-9999			UG UM VF ZW						
270/646 0-9999									
270/670 0-9999									
270/678 0-9999									
HORSE CAVE	HRCVKYXA01T	GB			06743	02683	0418	464	09/01/1995
HORSE CAVE	HRCVKYXA02T	GB			06743	02683	0418	464	04/01/2002
[REDACTED]	[REDACTED]	[REDACTED]			06743	02683	0418	464	07/01/2008
270/324 0-9999			AA BA D1 DA						
270/325 0-9999			DD GC GD GJ						
270/524 0-9999			GL GM GN HB						
270/528 0-9999			HD HJ II RP						
270/531 0-7999			RQ SK SR T1						
270/531 9000-9999			T3 T J UG UM						
270/537 0-9999			VF ZW						
270/565 0-9999									
270/773 0-9999									
270/786 0-6999									
270/786 8000-9999									

Search Criteria:

ASEC = 0418, ASEC Name = [REDACTED] -0418

IV.

MAY2,2011DATAREQUESTSFROMAT&T

AT&T

REQUEST NO. 1: For each year from 2001 through 2010, and for 2011 most recent data available, please provide the total number of revenue-producing *retail* access lines for the following:

- (a) Residential standalone basic local exchange service (as defined in KRS 278.541) access lines, including “lines” being provided *via* a non-traditional means such as voice over Internet protocol (VoIP).
- (b) Business standalone basic local exchange service (as defined in KRS 278.541) access lines, including “lines” being provided *via* a non-traditional means such as voice over Internet protocol (VoIP).
- (c) Residential non-basic local exchange service access lines (as defined in KRS 278.541), including “lines” being provided *via* a non-traditional means such as voice over Internet protocol (VoIP), and voice grade equivalent lines for ISDN-BRI.
- (d) Business non-basic local exchange service access lines (as defined in KRS 278.541), including “lines” being provided *via* a non-traditional means such as voice over Internet protocol (VoIP), and voice grade equivalent lines to which intrastate switched access applies (*e.g.*, all activated B-channels in an ISDN-PRI or ISDN-BRI to the extent the ISDN-PRI is providing connectivity to the PSTN).
- (e) Other facilities to which intrastate switched access applies, if any, not included in (a) through (d) above.

OBJECTION: This request is overly broad and unduly burdensome insofar as it seeks data for 11 years, most of which is not readily available. The *redacted* data sought is competitively sensitive and HIGHLY CONFIDENTIAL. Without waiving these objections, the RLECs respond as follows.

Respondent: **David Crawford, Access Service Manager, Highland Telephone Cooperative, Inc.**

Response:

- (a) 2006 not available.
- 2007 not available.
- 2008 not available.
- 2009 not available.
- 2010 not available.
- YTD 2011 26 ■

- (b) 2006 not available.
- 2007 not available.

2008	notavailable.
2009	notavailable.
2010	notavailable.
YTD2011	79■

(c) 2006	notavailable.
2007	notavailable.
2008	notavailable.
2009	notavailable.
2010	notavailable.
YTD2011	4,■■■

(d) 2006	notavailable.
2007	notavailable.
2008	notavailable.
2009	notavailable.
2010	notavailable.
YTD2011	92■■■

(e) 2006	0
2007	0
2008	0
2009	0
2010	0
YTD2011	0

AT&T

REQUESTNO.2: For each year from 2001 through 2010, and for 2011 most recent data available, please provide the average monthly revenue per line identified in Data Request 1(a), 1(b), 1(c), 1(d) and 1(e). If the average monthly revenue figures are not available in the format requested for each of these types of lines, provide the total annual revenue for the years requested, for all lines identified in Data Request 1, presented at the greatest level of disaggregation the ILEC maintains in its historical revenue records.

OBJECTION: This request is overly broad and unduly burdensome insofar as it seeks data for 11 years, most of which is not readily available. The data sought is competitively sensitive and HIGHLY CONFIDENTIAL. Without waiving these objections, the RLECs respond as follows.

Respondent: **David Crawford, Access Service Manager, Highland Telephone Cooperative, Inc.**

Response:

(a) 2006	not available.
2007	not available.
2008	not available.
2009	not available.
2010	not available.
YTD2011	\$1 [REDACTED]

(b) 2006	not available.
2007	not available.
2008	not available.
2009	not available.
2010	not available.
YTD2011	\$2 [REDACTED]

(c) 2006	not available.
2007	not available.
2008	not available.
2009	not available.
2010	not available.
YTD2011	\$2 [REDACTED]

(d) 2006	not available.
2007	not available.
2008	not available.
2009	not available.
2010	not available.
YTD2011	\$4 [REDACTED]

(e) 2006	notapplicable.
2007	notapplicable.
2008	notapplicable.
2009	notapplicable.
2010	notapplicable.
YTD2011	notapplicable.

AT&T

REQUEST NO. 3: For each year from 2001 through 2010, and for 2011 most recent data available, please provide the total number of all revenue-producing *wholesale* access lines (i.e., resale, UNE loops, and facilities that have the capability to provide voice grade equivalent service) for the following:

- (a) Residential standalone basic local exchange service (as defined in KRS 278.541)
- (b) Business standalone basic local exchange service (as defined in KRS 278.541)
- (c) Residential non-basic local exchange service access lines, including voice grade equivalent lines for ISDN-BRI.
- (d) Business non-basic local exchange service access lines, including voice grade equivalent lines (e.g., all activated B-channels in an ISDN-PRI or ISDN-BRI to the extent the ISDN-PRI or ISDN-BRI is providing connectivity to the PSTN).
- (e) Other facilities to which intrastate switched access applies, if any, not included in (a) through (d) above.

OBJECTION: This request is overly broad and unduly burdensome insofar as it seeks data for 11 years, most of which is not readily available. The data sought is competitively sensitive and HIGHLY CONFIDENTIAL. Without waiving these objections, the RLECs respond as follows.

Respondent: David Crawford, Access Service Manager, Highland Telephone Cooperative, Inc.

Response: Not applicable.

AT&T

REQUEST NO. 4: For each of the retail types of lines identified in Data Request 1(a) through (e), for 2010, and for 2011 most recent data available, provide the calculated weighted average local rate per line per month, and all back-up information and worksheets that support these calculations.

OBJECTION: This request is vague and ambiguous insofar as the phrase “calculated weighted average local rate per line per month” is not defined. Moreover, this request is overly broad and unduly burdensome as the RLECs do not routinely calculate average rates per line, per month, and the data is therefore not readily available. The data sought is competitively sensitive and HIGHLY CONFIDENTIAL. Without waiving these objections, the RLECs respond as follows.

Respondent: David Crawford, Access Service Manager, Highland Telephone Cooperative, Inc.

Response: See response to AT&T Request No. 2.

AT&T

REQUEST NO. 5: For each of the wholesale types of lines in Data Request 3(a) through (e), for 2010, and for 2011 most recent data available, provide the calculated weighted average local rate per line per month, and all back-up information and worksheets that support these calculations.

OBJECTION: This request is vague and ambiguous insofar as the phrase “calculated weighted average local rate per line per month” is not defined. Moreover, this request is overly broad and unduly burdensome as the RLECs do not routinely calculate average rates per line, per month, and the data is therefore not readily available. The data sought is competitively sensitive and HIGHLY CONFIDENTIAL. Without waiving these objections, the RLECs respond as follows.

Respondent: David Crawford, Access Service Manager, Highland Telephone Cooperative, Inc.

Response: Not applicable.

AT&T

REQUEST NO. 6: For 2010, and 2011 most current data available, please separately identify:

(a) All support received from each of the Federal Universal Service Fund(s);

(b) All payments into the Federal Universal Service Fund(s).

OBJECTION: This request is overly broad and is not reasonably calculated to lead to the discovery of admissible evidence. To the extent that this request seeks information regarding the federal Universal Service Fund (“USF”), such request is irrelevant to the subject of this proceeding. The data sought is competitively sensitive and HIGHLY CONFIDENTIAL. Without waiving these objections, the RLECs respond as follows.

Respondent: David Crawford, Access Service Manager, Highland Telephone Cooperative, Inc.

Response:

(a) 2010	\$	[REDACTED]
YTD 2011	\$	[REDACTED]
(b) 2010	\$	[REDACTED]
YTD 2011	\$	[REDACTED]

AT&T

REQUEST NO. 7: For 2010, and 2011 most current data available, provide the following:

- (a) Volumes of intra MTA minutes terminated by you on behalf of all wireless carriers, and dollars billed for such terminating intra MTA minutes broken out by
 - 1. Intra LATA intrastate,
 - 2. Inter LATA intrastate, and
 - 3. Inter LATA interstate.
- (b) Volume of intrastate, inter MTA minutes terminated by you on behalf of wireless carriers, and dollars billed for such intrastate, inter MTA minutes.
- (c) Volume of local minutes terminated by you and dollars billed for wireless traffic as reciprocal compensation for such traffic;
- (d) Volume of local minutes terminated by you and dollars billed for non-wireless traffic as reciprocal compensation for such traffic.

OBJECTION: This request is overly broad, unduly burdensome, and is not reasonably calculated to lead to the discovery of admissible evidence. The volumes and classifications of CMRS traffic terminated by the RLECs is not readily ascertainable, as the traffic exchanged with CMRS providers is typically billed on a traffic factor basis. Moreover, volumes and billings related to local traffic are irrelevant to the subject matter of this proceeding. The data sought is competitively sensitive and **HIGHLY CONFIDENTIAL**. Without waiving these objections, the RLECs respond as follows.

Respondent: David Crawford, Access Service Manager, Highland Telephone Cooperative, Inc.

Response: Highland bills CMRS providers reciprocal compensation, interstate access, intrastate access. "Local" traffic billed to non-CMRS providers is by definition reciprocal compensation.

(a)

Volume of intra MTA minutes termination from wireless carriers	2010	YTD 2011
Non-jurisdictionalized	██████████	██████████
Intra LATA intrastate	Not available	Not available
Inter LATA intrastate	Not available	Not available
Inter LATA interstate	Not available	Not available

Dollars billed for intra MTA minute termination from wireless carriers	2010	YTD2011
Non-jurisdictionalized		
Intra LATA intrastate	Not available	Not available
Inter LATA intrastate	Not available	Not available
Inter LATA interstate	Not available	Not available

(b)

Volume of intrastate, inter MTA minute termination from wireless carriers	2010	YTD2011
Minutes	Not available	Not available
Revenues	Not available	Not available

(c)

Volume of local minutes terminated for wireless carriers	2010	YTD2011
Minutes	See(a)	See(a)
Revenues	See(a)	See(a)

(d)

Volume of local minutes terminated for non-wireless carriers	2010	YTD2011
Minutes	Not applicable	Not applicable
Revenues	Not applicable	Not applicable

AT&T

REQUEST NO. 8: What rate(s) do you charge for termination of intraMTA wireless calls? Provide the source showing the basis for each such rate(s).

OBJECTION: This request is overly broad and unduly burdensome, and it seeks information that is not reasonably calculated to lead to the discovery of admissible evidence, insofar as intraMTA wireless traffic is jurisdictionalized as local traffic. The interconnection agreements setting out the reciprocal compensation rates applied to this traffic are filed with and approved by the Commission. Moreover, volumes and billings related to local traffic are irrelevant to the subject matter of this proceeding. Without waiving these objections, the RLECs respond as follows.

Respondent: **David Crawford, Access Service Manager, Highland Telephone Cooperative, Inc.**

Response: **See the attached documentation.**

RLEC HIGHLAND		
	<i>Carrier</i>	<i>Recip. Comp.</i>
1.	ACC of KY, LLC Type 1 Type 2 3 rd Party	N/A \$0.0200/MOU NA
2.	ALEC	Bill & Keep
3.	Bluegrass Cellular (KY RSA #3, #4 and Cumberland Cellular)	\$0.006630/MOU
4.	New Cingular	\$0.006630/MOU
5.	Sprint Spectrum	\$0.006630/MOU
6.	T-Mobile	\$0.006630/MOU
7.	VZW	\$0.006630/MOU

1

AGREEMENT

for

FACILITIES-BASED NETWORK INTERCONNECTION
FOR TRANSPORT AND TERMINATION OF
TELECOMMUNICATIONS TRAFFIC

CMRS-LEC AGREEMENT

Between

ACC of Kentucky LLC

and

Highland Telephone Cooperative

Appendix B

**Schedule of Charges
Pursuant to the Agreement for Facilities-Based Network Interconnection
for Transport and Termination of Telecommunications Traffic
CMRS-LEC AGREEMENT**

This Exhibit specifies the rates for the transport and termination of specific traffic delivered by one Party to the network of the other Party and the charges for other services pursuant to the Agreement for Facilities-Based Network Interconnection for Transport and Termination of Telecommunications Traffic (CMRS-LEC Agreement) between HTC and ACC of Kentucky as follows:

1. TYPE 1 DIRECT INWARD DIAL SERVICE (“DID”) RATES AND CHARGES

	Non-recurring	Monthly
a. Charges for Type 1 DID Service per 24 digital trunks	\$ n/a	\$ n/a
b. Charges for Type 1 DID Service per block of 100 numbers per 1 st block assign per occasion	\$ n/a	\$ n/a

2. CHARGES FOR TRANSPORT, TERMINATION AND SWITCHING:

- a. Type 1 (per terminating minute of use): \$ n/a
- b. Type 2A (per terminating minute of use): \$ \$.0200
- c. Dedicated facilities and services per applicable HTC tariff as applied pursuant to this Agreement

3. THIRD PARTY TRAFFIC TRANSIT (billed to originating party)

- a. Per minute transiting HTC's tandem facilities for origination by and termination to a non-HTC end user but excluding interexchange carrier traffic. \$ n/a

2

INTERCONNECTION AGREEMENT
BY AND BETWEEN
HIGHLAND TELEPHONE COOPERATIVE
AND
ALEC, INC.

interoperability of CCS-based features and functions between their respective networks, including CLASS features and functions. All CCS signaling parameters, including, but not limited to the originating end user telephone number, will be provided by each Party in conjunction with all Traffic it exchanges to the extent required by industry standards. Each Party will transmit calling party number (CPN) as required by FCC rules (47 C.F.R. 64.1601).

15. Inter-carrier Compensation

15.1. Compensation for Local Traffic

15.1.1 Pursuant to section 15.1.2 of this Agreement, the reciprocal compensation for the exchange of Telecommunications Traffic will be on a Bill and Keep basis.

15.1.2 Parties will transport and terminate each other's Local Traffic on a Bill and Keep basis, as long as such Local Traffic is in balance. In the event such Local Traffic, excluding ISP traffic, results in traffic being out of balance by 10% or more, the ILEC may request renegotiation of reciprocal compensation and Parties agree to negotiate a revision to Attachment A in good faith.

15.2. Compensation All Other Traffic

This Agreement only covers the exchange Local Traffic. CLEC may purchase separate trunking and facilities for the delivery of other types of traffic pursuant to applicable Company tariff. In the event that the interconnection facilities provided under this Agreement are used to deliver traffic other than Local Traffic, all traffic and the facility will be billed pursuant to the state access tariff.

15.3. Requirement for Traffic Exchanged Under This Agreement

15.3.1. If either Party fails to provide CPN (valid originating information) on at least ninety-five percent (95%) of total traffic, traffic sent to the other Party without CPN (valid originating information) will be handled in the following manner. The remaining five percent (5%) of unidentified traffic will be treated as having the same jurisdictional ratio as the ninety-five percent (95%) of identified traffic. If the unidentified traffic exceeds five percent (5%) of the total traffic, all the unidentified traffic shall be treated as intrastate toll and will be subject to intrastate access

3

INTERCONNECTION AGREEMENT FOR TRANSPORT
AND
TERMINATION OF TRAFFIC
("CMRS-LEC AGREEMENT")

Between

Highland Telephone Cooperative, Inc.

and

Bluegrass Cellular Inc., for and on behalf of Kentucky RSA 3 Cellular
General Partnership, Kentucky RSA 4 Cellular General Partnership,
Cumberland Cellular Partnership, and Bluegrass Wireless LLC

This Appendix specifies the rates for the Transport and Termination of traffic delivered by one Party to the network of the other Party pursuant to the Agreement as follows:

1. CHARGES FOR TRANSPORT, TERMINATION AND TANDEM SWITCHING for Subject Traffic: \$0.006630 / MOU

2. Charges for Access Transport, Access Termination and Access Tandem Switching for Inter-MTA Traffic:

Current LEC access tariffs in the proper jurisdiction apply.

3. Special Access Connecting Facilities:

Pursuant to Sections 5.2-5.3 of the Agreement, LEC will charge CMRS Provider special access rates pursuant to LEC's effective intrastate access tariff for the connecting facilities.

LEC will credit CMRS Provider for its portion of special access transport as provided in this Agreement.

Approved and executed this 14th day of April, 2009.

Highland Telephone Cooperative, Inc.

Bluegrass Cellular Inc., for and on behalf of
Kentucky RSA 3 Cellular General Partnership,
Kentucky RSA 4 Cellular General Partnership,
Cumberland Cellular Partnership, and
Bluegrass Wireless LLC

By: F. L. Terry

By: R. Smith

Printed: F. L. Terry

Printed: R. Smith

Title: General Manager

Title: President

20080815.020.C

143564_1
37015-1

4

INTERCONNECTION AGREEMENT FOR TRANSPORT
AND
TERMINATION OF TRAFFIC
("CMRS-LEC AGREEMENT")

Between

Highland Telephone Cooperative, Inc.

and

New Cingular Wireless PCS, LLC, d/b/a AT&T Mobility,
Cincinnati SMSA Limited Partnership,
d/b/a AT&T Mobility-Cincinnati SMSA, and
American Cellular, LLC d/b/a AT&T Mobility-American Cellular

Pursuant to the Interconnection Agreement for Transport and Termination of
Telecommunications Traffic (CMRS-LEC Agreement)

This Appendix specifies the rates for the Transport and Termination of traffic delivered by one Party to the network of the other Party pursuant to the Agreement as follows:

1. CHARGES FOR TRANSPORT, TERMINATION AND TANDEM SWITCHING for Subject Traffic: \$0.006630 / MOU

2. Charges for Access Transport, Access Termination and Access Tandem Switching for Inter-MTA Traffic:

Current LEC access tariffs in the proper jurisdiction apply.

3. Special Access Connecting Facilities:

Pursuant to Sections 5.2-5.3 of the Agreement, LEC will charge CMRS Provider special access rates pursuant to LEC's effective intrastate access tariff for the connecting facilities.

LEC will credit CMRS Provider for its portion of special access transport as provided in this Agreement.

Approved and executed this 28th day of October, 2008.

Highland Telephone Cooperative, Inc.

New Cingular Wireless PCS, LLC d/b/a AT&T
Mobility, Cincinnati SMSA Limited Partnership
d/b/a AT&T Mobility-Cincinnati SMSA, and
American Cellular, LLC d/b/a AT&T Mobility-
American Cellular

By: FL Terry

By: William H. Brown

Printed: FL Terry

Printed: William H. Brown

Title: General Manager

Title: Sr. Contract Mgr.

5

INTERCONNECTION AGREEMENT FOR TRANSPORT
AND
TERMINATION OF TRAFFIC
("CMRS-LEC AGREEMENT")

Between

Highland Telephone Cooperative, Inc.

and

Sprint Spectrum, L.P., Nextel West Corp. and
NPCR, Inc. d/b/a Nextel Partners

This Appendix specifies the rates for the Transport and Termination of traffic delivered by one Party to the network of the other Party pursuant to the Agreement as follows:

1. CHARGES FOR TRANSPORT, TERMINATION AND TANDEM SWITCHING for Subject Traffic: \$0.006630 / MOU

2. Charges for Access Transport, Access Termination and Access Tandem Switching for Inter-MTA Traffic:

Current LEC access tariffs in the proper jurisdiction apply.

3. Special Access Connecting Facilities:

Pursuant to Sections 5.2-5.3 of the Agreement, LEC will charge CMRS Provider special access rates pursuant to LEC's effective intrastate access tariff for the connecting facilities.

LEC will credit CMRS Provider for its portion of special access transport as provided in this Agreement.

Approved and executed this 31st day of December, 2008.

Highland Telephone Cooperative, Inc.

Sprint Spectrum, L.P.
Nextel West Corp.
NPCR, Inc. d/b/a Nextel Partners

By: [Signature]

By: [Signature]

Printed: FL Terry

Printed: Michael Logan

Title: General Manager

Title: Director, Access Strategy

6

INTERCONNECTION AGREEMENT FOR TRANSPORT
AND
TERMINATION OF TRAFFIC
("CMRS-LEC AGREEMENT")

Between

Highland Telephone Cooperative, Inc.

and

T-Mobile Central LLC

RECEIVED

JAN 03 2011

**PUBLIC SERVICE
COMMISSION**

Appendix B
Schedule of Charges
Pursuant to the Interconnection Agreement for Transport and Termination of
Telecommunications Traffic (CMRS-LEC Agreement)

This Appendix specifies the rates for the Transport and Termination of traffic delivered by one Party to the network of the other Party pursuant to the Agreement as follows:

1. CHARGES FOR TRANSPORT, TERMINATION AND TANDEM SWITCHING for Subject Traffic: \$0.006630 / MOU
2. Charges for Access Transport, Access Termination and Access Tandem Switching for Inter-MTA Traffic:
Current LEC access tariffs in the proper jurisdiction apply.
3. [LEFT BLANK.]

Approved and executed this 7th day of December, 2010.

T-Mobile Central LLC

By: [Signature]

Printed: Bryan Fleming

Title: Director - Carrier Management

Highland Telephone Cooperative, Inc.

By: [Signature]

Printed: FL Terry

Title: General MGR

T-Mobile Legal Approval By:
[Signature]
12-7-10

7

INTERCONNECTION AGREEMENT FOR TRANSPORT
AND
TERMINATION OF TRAFFIC
("CMRS-LEC AGREEMENT")

Between

Highland Telephone Cooperative, Inc.

and

Verizon Wireless

RECEIVED

AUG 25 2010

PUBLIC SERVICE
COMMISSION

Pursuant to the Interconnection Agreement for Transport and Termination of
Telecommunications Traffic (CMRS-LEC Agreement)

This Appendix specifies the rates for the Transport and Termination of traffic delivered by one
Party to the network of the other Party pursuant to the Agreement as follows:

1. CHARGES FOR TRANSPORT, TERMINATION AND TANDEM SWITCHING for Subject
Traffic: \$0.006630 / MOU
2. Charges for Access Transport, Access Termination and Access Tandem Switching for
Inter-MTA Traffic:
Current LEC access tariffs in the proper jurisdiction apply.
3. [LEFT BLANK.]

Approved and executed this _____ day of _____, 2010.

Highland Telephone Cooperative, Inc.

Alltel Communications, LLC d/b/a
Verizon Wireless


Cellco Partnership d/b/a Verizon Wireless

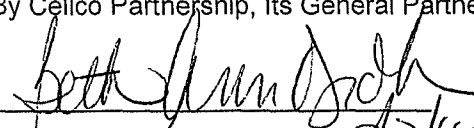
DC Kentucky Newco, LLC
By RCC Atlantic Licenses, LLC, Its Sole
Member

GTE Wireless of the Midwest Incorporated
d/b/a Verizon Wireless

New Par d/b/a Verizon Wireless
By Verizon Wireless (VAW) LLC, Its
General Partner

Kentucky RSA No. 1 Partnership d/b/a Verizon
Wireless
By Cellco Partnership, Its General Partner

By: 
Printed: F. L. Terry
Title: General Manager

By: 
Printed: Beth Ann Drohan 8/3/10
Title: Area Vice President – Network _____

AT&T

REQUEST NO. 9: What rate(s) do you charge for termination of VoIP calls originated by VoIP providers?

OBJECTION: This request is overbroad and unduly burdensome, and seeks information that is not reasonably calculated to lead to the discovery of admissible evidence. The RLECs are not always aware when other carriers may be sending them VoIP calls originated by VoIP providers. Local traffic is typically addressed by an interconnection agreement, and any such interconnection agreements are filed with and approved by the Commission. Moreover, volumes and billings related to local traffic are irrelevant to the subject matter of this proceeding. Without waiving these objections, the RLECs respond as follows.

Respondent: David Crawford, Access Service Manager, Highland Telephone Cooperative, Inc.

Response: Traffic is billed as access to the Company responsible for the trunk group, with the exception of AT&T for which MOUs are adjusted for CMR traffic.

AT&T

REQUEST NO. 10: How many Lifeline access lines were provided by you for 2010 and for 2011 most recent data available?

OBJECTION: This request is overly broad, unduly burdensome, and is not reasonably calculated to lead to the discovery of admissible evidence. Moreover, the number of Lifeline lines provided by an RLEC is irrelevant to the subject matter of this proceeding. The data sought is competitively sensitive and **HIGHLY CONFIDENTIAL**. Without waiving these objections, the RLECs respond as follows.

Respondent: **David Crawford, Access Service Manager, Highland Telephone Cooperative, Inc.**

Response: 2010 1 [REDACTED]
2011 1 [REDACTED]

AT&T

REQUESTNO.11: For each year from 2001 through 2010, and for 2011 most recent data available, provide, and in (a) thru (d) specifically identify and group the revenues in a matrix by (1) type of provider (CLEC/ILEC, mobile wireless services provider, cable VoIP services provider, and non-cable VoIP services provider), and by (2) each rate element billed. Please identify separately (if any) revenues from your non-ILEC affiliates.

(a) Total *intrastate, terminating* switched access revenues billed (including non-traffic sensitive revenues) and MOUs;

(b) Total *intrastate, originating* switched access revenues billed (including non-traffic sensitive revenues) and MOUs;

(c) Total *interstate, terminating* switched access revenues billed (including non-traffic sensitive revenues) and MOUs;

(d) Total *interstate, originating* switched access revenues billed (including non-traffic sensitive revenues) and MOUs;

(e) Please provide the work papers for the rate elements, volumes, revenues and associated calculations for (a) through (d) above in electronic/Excel format. Please specify the unit of measure for each rate element (e.g., MOU, circuit/month, line message, etc.). If the billing basis is not MOU, please provide the relevant quantities associated with each rate element.

OBJECTION: This request is overly broad and unduly burdensome insofar as it seeks data for 11 years (most of which is not readily available), seeks segregation of data in a manner not kept by the RLECs in the ordinary course of business, and relates to information that is publicly filed with and approved by the Commission and/or the FCC. Moreover, this request seeks information not reasonably calculated to lead to the discovery of admissible evidence insofar as it seeks information regarding interstate revenues. The RLECs also object to the extent that this request seeks information regarding any affiliates that are not a party to this proceeding. The data sought is competitively sensitive and **HIGHLY CONFIDENTIAL**. Without waiving these objections, the RLECs respond as follows.

Respondent: David Crawford, Access Service Manager, Highland Telephone Cooperative, Inc.

Response: (a) Data not readily available.

(b) Data not readily available.

(c) Data not readily available.

(d) Data not readily available.

(e) Data not readily available.

AT&T

REQUEST NO. 12: For 2010, and for 2011 most recent data available, for you and your non-ILEC affiliates (if any), please provide the following:

- (a) Total Kentucky *intrastate* originating and terminating switched MOUs and access expenditures paid to other providers (*i.e.*, ILECs and CLECs, excluding payments to any of your affiliates). Please provide payments to each carrier and group by ILECs and CLECs separately;
- (b) Total Kentucky *interstate* originating and terminating switched MOUs and access expenditures paid to other providers (*i.e.*, ILECs, and CLECs, excluding any of your affiliates). Please provide payments to each carrier and group by ILECs and CLECs separately.
- (c) Please respond to (a) and (b) for the traffic (excluded above) between you and your Kentucky affiliates.

OBJECTION: This request is overly broad and unduly burdensome insofar as it seeks data in a manner not kept by the RLECs in the ordinary course of business. Moreover, this request seeks information not reasonably calculated to lead to the discovery of admissible evidence insofar as it seeks information regarding interstate traffic. The RLECs also object to the extent that this request seeks information regarding any affiliates that are not a party to this proceeding. The data sought is competitively sensitive and HIGHLY CONFIDENTIAL. Without waiving these objections, the RLECs respond as follows.

Respondent: David Crawford, Access Service Manager, Highland Telephone Cooperative, Inc.

Response: Not applicable.

AT&T

REQUEST NO. 13: Please provide separate estimates of the percentage of terminating intercarrier traffic you and your parent companies and affiliates receive both in Kentucky and nationwide that lacks sufficient call detail or signaling information to either (a) identify the carrier financially responsible for intercarrier charges or (b) apply the proper compensation regime for interstate access, intrastate access, and reciprocal compensation (such traffic is generally and collectively known as “phantom traffic”.)

OBJECTION: This request is overly broad and unduly burdensome insofar as it seeks data in a manner not kept by the RLECs in the ordinary course of business. The RLECs also object to the extent that this request seeks information regarding any affiliates that are not a party to this proceeding. The data sought is competitively sensitive and **HIGHLY CONFIDENTIAL**. Without waiving these objections, the RLECs respond as follows.

Respondent: **David Crawford, Access Service Manager, Highland Telephone Cooperative, Inc.**

Response: **No estimate.**

AT&T

REQUESTNO.14: What is your practice for determining the intercarrier compensation applicable to traffic that lacks sufficient information to otherwise identify the traffic's proper intercarrier compensation regime? Cite all your intrastate and interstate tariffs, interconnection agreements, or other relevant sources that determine what intercarrier compensation scheme should apply to such traffic.

OBJECTION: This request is unduly burdensome, as well as vague and ambiguous, insofar as it does not specify the manner in which unidentifiable traffic has been delivered to the RLECs, and given the multitude of manners in which traffic of this nature could be delivered (including, perhaps, without the RLECs even knowing it is being delivered), it is impossible to describe how the traffic may be jurisdictionalized, as each instance would likely be reviewed by the RLECs on a case-by-case basis to determine the appropriate and consistent categorization of such traffic. Without waiving these objections, the RLECs respond as follows.

Respondent: **David Crawford, Access Service Manager, Highland Telephone Cooperative, Inc.**

Response: **None.**

AT&T

REQUESTNO.15: Please provide your estimate of the percentage of your terminating intercarrier traffic, both for traffic sent or received by you in Kentucky, for which the compensation regime (interstate access, intrastate access, or reciprocal compensation) is mischaracterized.

OBJECTION: This request is unduly burdensome, as well as vague and ambiguous, insofar as it does not specify the manner in which unidentifiable traffic has been delivered to the RLECs or mischaracterized by the originating or delivering carrier. Given the multitude of manners in which traffic of this nature could be delivered (including, perhaps, without the RLECs even knowing it is being delivered) or mischaracterized, it is impossible to formulate a response to this request. The data sought is competitively sensitive and HIGHLY CONFIDENTIAL. Without waiving these objections, the RLECs respond as follows.

Respondent: David Crawford, Access Service Manager, Highland Telephone Cooperative, Inc.

Response: Highland Telephone does not have any such estimates.

AT&T

REQUEST NO. 16: Have you, your parent companies and/or affiliates filed any appeals of FCC Order that established your interstate switched access rates?

OBJECTION: Moreover, this request seeks information not reasonably calculated to lead to the discovery of admissible evidence insofar as it seeks information regarding interstate traffic. This request is overly broad and unduly burdensome insofar as the RLECs may not have kept detailed records of the appellate actions of the various national organizations with which they are associated. This request is also unduly burdensome because, in the event there are any such appeals, those appeals would be matters of public record. The RLECs also object to the extent that this request seeks information regarding any affiliates that are not a party to this proceeding. Without waiving these objections, the RLECs respond as follows.

Respondent: David Crawford, Access Service Manager, Highland Telephone Cooperative, Inc.

Response: No.

AT&T

REQUEST NO. 17: Have you ever made a claim or appeal in any forum that your existing interstate switched access rates are not compensatory or are confiscatory? Please list every instance where such claim or appeal was made, provide all evidence supporting such claim, and indicate the result of the related challenge or appeal (if any)?

OBJECTION: This request seeks information not reasonably calculated to lead to the discovery of admissible evidence insofar as it seeks information regarding interstate traffic. This request is overly broad and unduly burdensome insofar as the RLECs may not have kept detailed records of the appellate actions of the various national organizations with which they are associated. This request is also unduly burdensome because, in the event there are any such claims or appeals, those claims or appeals would be matters of public record. It would be unduly burdensome to require the production of "all evidence supporting such claim," in any event, even if there have been any such claims/appeals. Without waiving these objections, the RLECs respond as follows.

Respondent: **David Crawford, Access Service Manager, Highland Telephone Cooperative, Inc.**

Response: **No.**

AT&T

REQUEST NO. 18: Regarding the origination and termination of landline toll traffic in Kentucky:

- (a) Does the function provided by you for interstate originating and terminating switched access service materially differ from the functionality provided for your intrastate originating and terminating switched access service? If so, identify and describe each material difference in detail, and quantify the cost difference caused by each purported material difference.
- (b) Does the functionality you use to provide terminating switched access services, either for interstate or intrastate toll calls, materially differ from the functionality you use to provide local call termination for which either the FCC adopted reciprocal compensation charge or local interconnection charge applies? If so, identify and describe each material difference in detail, and quantify the cost difference caused by each purported material difference.
- (c) Does the function you perform to provide terminating switched access services, either for interstate or intrastate calls, materially differ from the function you use to terminate VOIP originated calls? If so, identify and describe each material difference, and quantify the cost difference caused by each purported material difference.
- (d) Does the function you perform to provide terminating switched access services, either for interstate or intrastate calls, materially differ from the function you use to terminate intraMTA wireless calls, either interstate or intrastate? If so, identify and describe each material difference, and quantify the cost difference caused by each purported material difference.

OBJECTION: This request is overly broad and is not reasonably calculated to lead to the discovery of admissible evidence. This request seeks information regarding the RLECs interstate access rates, which are irrelevant to the subject matter of this proceeding. Moreover, inter- and intrastate access rates are not comparable because interstate services involve explicit cost recovery mechanisms outside of the rate, while intrastate services include cost recovery within the rate itself. This request is also vague and ambiguous insofar as the meanings of the different phrases “function provided by you,” “functionality you use to provide,” and “function you perform” are unclear. Without waiving these objections, the RLECs respond as follows.

Respondent: David Crawford, Access Service Manager, Highland Telephone Cooperative, Inc.

Response: (a) No.
(b) No.
(c) No.
(d) No.

AT&T

REQUEST NO. 19: Do you or any of your parent companies or affiliates in any other state mirror your interstate and intrastate access rates or any individual rate elements? Also, are you subject to any future mirroring (e.g., by an order that requires phased-in mirroring)?

- (a) Please list all states where you or an affiliate company mirror these rates or rate elements;
- (b) Please describe and identify (by docket number, relevant statute section, or other similar type of identifier) the proceedings or legislation that led you or an affiliate entity to mirror these rates and list the applicable docket numbers or code citations;
- (c) Please state whether you or your affected affiliate entity appealed any order of any state commission or challenged any statute involved in (a) or (b) above. If yes, identify each appeal or challenge.
- (d) If the answer to (c) indicates “yes,” what was the result of the related appeal or challenge?

OBJECTION: This request is overly broad, unduly burdensome, and seeks information that is not reasonably calculated to lead to the discovery of admissible evidence insofar as it seeks information related to other states. The RLECs also object to the extent that this request seeks information regarding any affiliates that are not a party to this proceeding. Moreover, the word “mirror” is unduly vague and ambiguous in the context of complicated access reform plans. Moreover, any appeals sought in subsection (c) are matters of public record, for which it would be unduly burdensome for the RLECs to respond. This request is overly broad and unduly burdensome insofar as the RLECs may not have kept detailed records of the appellate actions of the various national organizations with which they are associated. Without waiving these objections, the RLECs respond as follows.

Respondent: **David Crawford, Access Service Manager, Highland Telephone Cooperative, Inc.**

Response: **No.
No.
(a) Not applicable.
(b) Not applicable.
(c) Not applicable.
(d) Not applicable.**

AT&T

REQUEST NO. 20: Have you ever filed a pleading with the FCC indicating your support for a unified interstate and intrastate rate? If yes, provide such filing or attach to obtain the document if publicly available.

OBJECTION: This request seeks information not reasonably calculated to lead to the discovery of admissible evidence insofar as it seeks information regarding interstate traffic. This request is overly broad and unduly burdensome insofar as the RLECs may not have kept detailed records of the FCC actions of the various national organizations with which they are associated. This request is also unduly burdensome because, in the event there are any such FCC actions, those claims or appeals would be matters of public record. Without waiving these objections, the RLECs respond as follows.

Respondent: **David Crawford, Access Service Manager, Highland Telephone Cooperative, Inc.**

Response: **No.**

AT&T

REQUEST NO. 21: Do you provide intrastate toll and interstate toll services in Kentucky? If not, do you have an affiliate that provides those services? If so, provide the names of the affiliate and the type of service they provide.

OBJECTION: This request seeks information not reasonably calculated to lead to the discovery of admissible evidence insofar as it seeks information regarding interstate traffic. The RLECs also object to the extent that this request seeks information regarding any affiliates that are not a party to this proceeding. Without waiving these objections, the RLECs respond as follows.

Respondent: **David Crawford, Access Service Manager, Highland Telephone Cooperative, Inc.**

Response: **No.**

Highland Communications Corporation, Inc.

AT&T

REQUESTNO.22: For each year from 2001 through 2010, and for 2011 most recent data available, for you and your affiliate (if any), please provide the following :

(a) Total Kentucky *intrastate* tollMOUs and revenues;

(b) Total Kentucky *interstate* tollMOUs and revenues

OBJECTION: This request is overly broad and unduly burdensome insofar as it seeks data for 11 years, most of which is not readily available. This request is also not reasonably calculated to lead to the discovery of admissible evidence insofar as it seeks data related to interstate traffic, which is irrelevant to the subject matter of this proceeding. The RLECs also object to the extent that this request seeks information regarding any affiliates that are not a party to this proceeding. The data sought is competitively sensitive and **HIGHLY CONFIDENTIAL**. Without waiving these objections, the RLECs respond as follows.

Respondent: **David Crawford, Access Service Manager, Highland Telephone Cooperative, Inc.**

Response: See below.

	<u>Interstate Revenue</u>	<u>Intrastate Revenue</u>	<u>Total Minutes</u>
2006	\$ [REDACTED]	\$ [REDACTED]	N/A
2007	\$ [REDACTED]	\$ [REDACTED]	2,4 [REDACTED]
2008	\$ [REDACTED]	\$ [REDACTED]	2,1 [REDACTED]
2009	\$ [REDACTED]	\$ [REDACTED]	1,9 [REDACTED]
2010	\$ [REDACTED]	\$ [REDACTED]	1,8 [REDACTED]
YTD2011	\$ [REDACTED]	\$4 [REDACTED]	558 [REDACTED]

AT&T

REQUEST NO. 23: Do you have any elasticity studies for local or toll services? If so, please produce copies of those.

OBJECTION: This request is overly broad and unduly burdensome insofar as it seeks data related to local or interstate traffic. The phrase “elasticity studies for local or toll services” is also vague and ambiguous. The RLECs also object to the extent that this request seeks information regarding any affiliates that are not a party to this proceeding. The data sought is competitively sensitive and HIGHLY CONFIDENTIAL. Without waiving these objections, the RLECs respond as follows.

Respondent: **David Crawford, Access Service Manager, Highland Telephone Cooperative, Inc.**

Response: **No.**

AT&T

REQUEST NO. 24: Provide the total amount of revenues and volumes for retail vertical services for each year from 2001 through 2010, and for 2011 most recent data available.

OBJECTION: This request is overly broad and unduly burdensome insofar as it seeks data for 11 years, most of which is not readily available, and insofar as it seeks data related to local or interstate traffic. The term “retail vertical services” is also vague and ambiguous. The data sought is competitively sensitive and HIGHLY CONFIDENTIAL. Without waiving these objections, the RLECs respond as follows.

Respondent: David Crawford, Access Service Manager, Highland Telephone Cooperative, Inc.

Response:	2006	not available.
	2007	not available.
	2008	not available.
	2009	not available.
	2010	not available.
	YTD 2011	\$ [REDACTED]

AT&T

REQUEST NO. 25: Provide a schedule reflecting your local rates for residential and business customers by rate group from 1985 to the present.

OBJECTION: This request is overly broad, unduly burdensome, and is not reasonably calculated to lead to the discovery of admissible evidence insofar as it seeks 26 years of data regarding local service. The RLECs further object that their local rates are filed with and approved by the Commission. Without waiving these objections, the RLECs respond as follows.

Respondent: David Crawford, Access Service Manager, Highland Telephone Cooperative, Inc.


Response: Residential–1985-2010–all exchanges
\$9.73

Business–1985-2010–all exchanges
\$15.98

Residential–2011-present–all exchanges
\$14.73

Business–2011-present–all exchanges
\$23.98

Respectfully submitted,

A handwritten signature in black ink, consisting of a large, stylized loop with a horizontal line crossing through it.

John E. Selent

Edward T. Depp

Stephen D. Thompson

DINSMORE & SHOHL LLP

101 South Fifth Street

2500 National City Tower

Louisville, Kentucky 40202

(502) 540-2300 (Telephone)


(502) 585-2207 (Facsimile)

Counsel to Highland Telephone Cooperative, Inc.

VerificationPagetoFollow

CERTIFICATE OF SERVICE

In accordance with Ordering Paragraph No. 5 of the Commission's March 10, 2011 Order, this is to certify that Highland Telephone Cooperative, Inc.'s June 10, 2011 electronic filing is a true and accurate copy of the documents to be filed in paper medium; that the electronic filing has been transmitted to the Commission on June 10, 2011; that an original and one copy of the filing will be delivered to the Commission on June 10, 2011; and that, on June 10, 2011, electronic mail notification of the electronic filing will be provided through the Commission's electronic filings system.



*Counsel to Highland Telephone
Cooperative, Inc.*