

Kentucky Office of the Attorney General's Response
Kentucky-American Water Company's Data Requests
Ky PSC Case No. 2010-00036

35. Please provide the data underlying Dr. Woolridge's exhibits JRW-14.1, 14.3 and 14.4 (the spreadsheets previously provided contain graphs or results but not the underlying data).

RESPONSE:

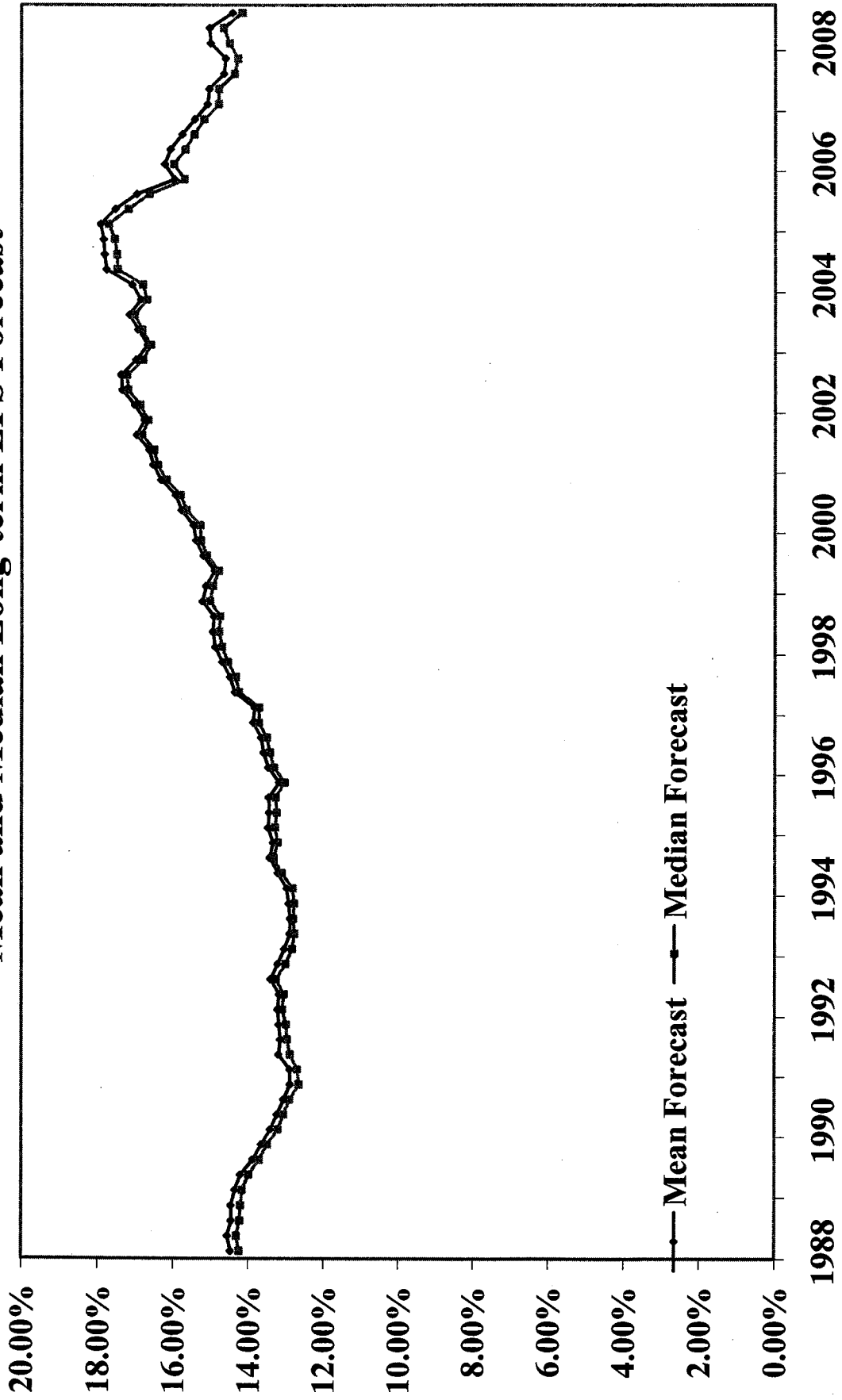
Please see attached documents; furthermore, the information is also being provided in electronic format through the enclosed CD.

Year	Quarter #	Average Median Forecasted Long-term EPS Growth Rate	Average Mean Forecasted Long-term EPS Growth Rate	Number of Companies	Average Number of Analyst Estimates
1988	Mar-88	14.24%	14.47%	768	6.2415
	Jun-88	14.31%	14.55%	797	6.2626
	Sep-88	14.22%	14.45%	817	5.9643
	Dec-88	14.20%	14.46%	850	5.8840
1989	Mar-89	14.16%	14.35%	910	6.0873
	Jun-89	13.99%	14.21%	892	6.3551
	Sep-89	13.71%	13.88%	889	6.5735
	Dec-89	13.49%	13.65%	905	6.1536
1990	Mar-90	13.21%	13.41%	907	6.4190
	Jun-90	13.06%	13.23%	863	6.4612
	Sep-90	12.90%	13.05%	880	6.4795
	Dec-90	12.65%	12.89%	916	6.6201
1991	Mar-91	12.70%	12.89%	939	6.6954
	Jun-91	12.89%	13.19%	914	6.6821
	Sep-91	12.97%	13.14%	897	6.0740
	Dec-91	12.99%	13.18%	932	5.8964
1992	Mar-92	13.10%	13.22%	950	5.5778
	Jun-92	13.06%	13.18%	986	5.4057
	Sep-92	13.26%	13.40%	1008	5.4712
	Dec-92	13.01%	13.22%	1068	5.5243
1993	Mar-93	12.83%	13.04%	1062	5.7928
	Jun-93	12.77%	12.90%	1183	5.9336
	Sep-93	12.81%	12.89%	1115	5.9776
	Dec-93	12.78%	12.92%	1140	5.9022
1994	Mar-94	12.82%	12.98%	1143	5.6582
	Jun-94	13.11%	13.21%	1158	5.5629
	Sep-94	13.33%	13.42%	1207	5.7488
	Dec-94	13.22%	13.34%	1192	5.8088
1995	Mar-95	13.29%	13.47%	1166	5.8768
	Jun-95	13.24%	13.44%	1144	5.8358
	Sep-95	13.27%	13.45%	1147	5.8695
	Dec-95	13.03%	13.18%	1134	5.8677
1996	Mar-96	13.31%	13.47%	1115	5.7596
	Jun-96	13.43%	13.59%	1154	5.6196
	Sep-96	13.50%	13.65%	1177	5.7001
	Dec-96	13.72%	13.87%	1185	5.6329
1997	Mar-97	13.71%	13.83%	1213	5.5474
	Jun-97	14.25%	14.36%	1223	5.5470
	Sep-97	14.33%	14.49%	1260	5.4794
	Dec-97	14.54%	14.69%	1174	5.4506
1998	Mar-98	14.70%	14.88%	1477	5.1429
	Jun-98	14.78%	14.95%	1448	4.9171
	Sep-98	14.75%	14.91%	1475	4.9790
	Dec-98	15.02%	15.22%	1462	4.9330
1999	Mar-99	14.95%	15.13%	1510	4.8828
	Jun-99	14.78%	14.90%	1480	4.9581
	Sep-99	15.10%	15.20%	1490	4.8879

2000	Dec-99	15.26%	15.39%	1481	5.0614
	Mar-00	15.28%	15.45%	1491	5.0034
	Jun-00	15.64%	15.78%	1515	4.9413
	Sep-00	15.80%	15.93%	1503	5.1204
2001	Dec-00	16.18%	16.31%	1502	5.2517
	Mar-01	16.41%	16.53%	1502	5.2590
	Jun-01	16.50%	16.63%	1485	5.2626
	Sep-01	16.83%	16.97%	1465	5.3290
2002	Dec-01	16.66%	16.76%	1414	5.1846
	Mar-02	16.88%	17.02%	1461	5.3689
	Jun-02	17.19%	17.35%	1517	5.2584
	Sep-02	17.22%	17.38%	1541	5.4497
2003	Dec-02	16.80%	16.98%	1553	5.5010
	Mar-03	16.58%	16.68%	1537	5.5524
	Jun-03	16.82%	16.92%	1566	5.4604
	Sep-03	17.02%	17.15%	1598	5.5776
2004	Dec-03	16.69%	16.85%	1605	5.6517
	Mar-04	16.80%	17.08%	1629	5.7017
	Jun-04	17.47%	17.76%	1664	5.1785
	Sep-04	17.48%	17.81%	1687	5.2276
2005	Dec-04	17.54%	17.84%	1670	4.8713
	Mar-05	17.70%	17.92%	1616	4.9313
	Jun-05	17.18%	17.53%	1578	4.8714
	Sep-05	16.62%	16.96%	1599	5.1551
2006	Dec-05	15.69%	15.95%	1517	5.3303
	Mar-06	15.97%	16.22%	1563	5.3276
	Jun-06	15.67%	16.07%	1580	5.6513
	Sep-06	15.43%	15.75%	1644	5.8327
2007	Dec-06	15.16%	15.41%	1723	5.5682
	Mar-07	14.78%	15.07%	1734	5.2509
	Jun-07	14.78%	15.03%	1888	4.6340
	Sep-07	14.35%	14.64%	1610	4.8472
2008	Dec-07	14.26%	14.59%	1805	4.6327
	Mar-08	14.48%	14.99%	1397	4.8472
	Jun-08	14.64%	15.01%	1373	4.6701
	Sep-08	14.14%	14.40%	1346	4.2489

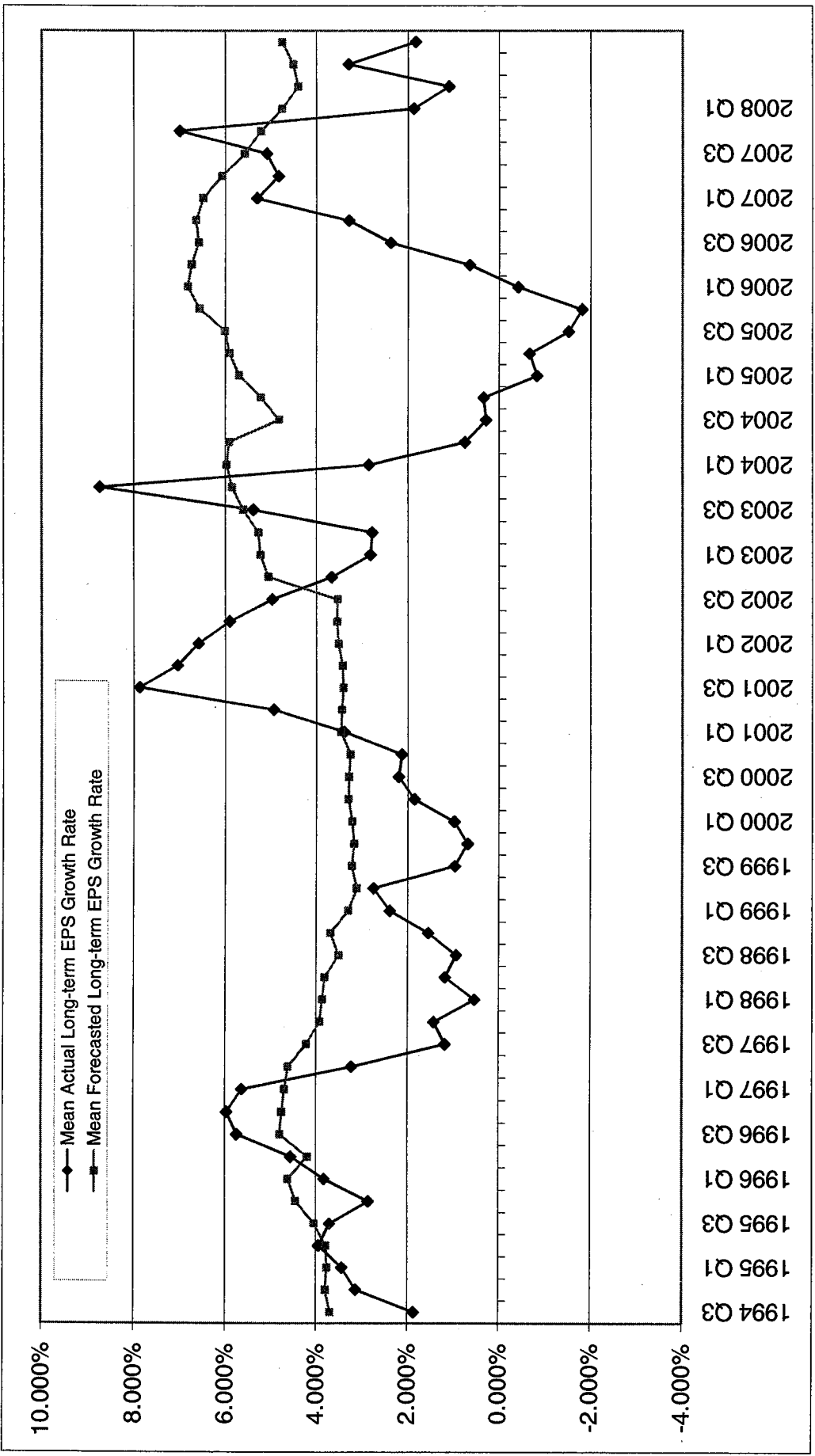
Averages	14.69%	14.89%	1302	5.5315
-----------------	---------------	---------------	-------------	---------------

Mean and Median Long-term EPS Forecast

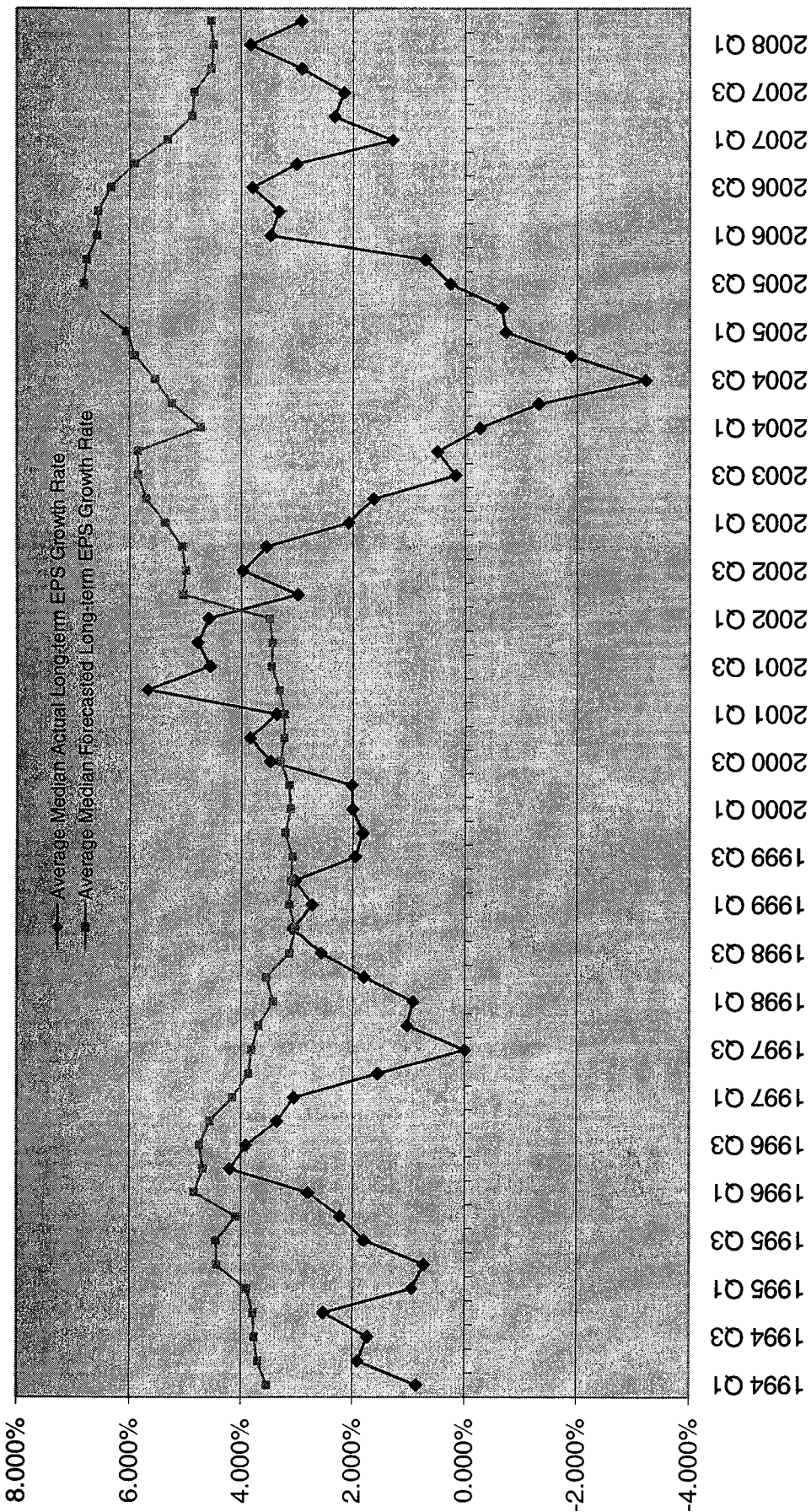


Year & Quarter	Mean Actual Long-term EPS Growth Rate	Median Actual Long-term EPS Growth Rate	Average Mean Forecasted Long-term EPS Growth Rate	Average Median Forecasted Long-term EPS Growth Rate	Difference (Mean Forecasted - Mean Actual)	Difference (Median Forecasted - Median Actual)	Mean Long-term EPS Growth Rate Forecast Error	Median Long-term EPS Growth Rate Forecast Error
1994 Q1	1.867%	0.863%	3.694%	3.540%	1.83%	2.68%	-2.12%	210.25%
1994 Q2	3.130%	1.906%	3.795%	3.702%	0.66%	1.80%	-78.78%	-5.76%
1994 Q3	3.433%	1.740%	3.762%	3.770%	0.33%	2.03%	-90.40%	16.63%
1994 Q4	3.942%	2.526%	3.781%	3.786%	-0.16%	1.26%	-104.07%	-50.13%
1995 Q1	3.703%	0.948%	4.044%	3.910%	0.34%	2.96%	-90.77%	212.46%
1995 Q2	2.856%	0.731%	4.447%	4.444%	1.59%	3.71%	-44.31%	408.05%
1995 Q3	3.825%	1.796%	4.618%	4.452%	0.79%	2.66%	-79.26%	47.85%
1995 Q4	4.554%	2.239%	4.194%	4.092%	-0.36%	1.85%	-107.92%	-17.20%
1996 Q1	5.742%	2.795%	4.797%	4.844%	-0.94%	2.05%	-116.45%	-26.68%
1996 Q2	5.962%	4.202%	4.754%	4.682%	-1.21%	0.48%	-120.26%	-88.58%
1996 Q3	5.634%	3.911%	4.696%	4.750%	-0.94%	0.84%	-116.65%	-78.56%
1996 Q4	3.223%	3.355%	4.618%	4.560%	1.40%	1.21%	-56.71%	-64.08%
1997 Q1	1.178%	3.054%	4.218%	4.156%	3.04%	1.10%	157.95%	-63.90%
1997 Q2	1.427%	1.553%	3.928%	3.868%	2.50%	2.31%	75.32%	49.06%
1997 Q3	0.535%	0.000%	3.869%	3.816%	3.33%	3.82%	523.12%	-
1997 Q4	1.177%	1.032%	3.814%	3.692%	2.64%	2.66%	124.19%	157.65%
1998 Q1	0.935%	0.925%	3.510%	3.428%	2.58%	2.50%	175.45%	170.76%
1998 Q2	1.548%	1.803%	3.690%	3.552%	2.14%	1.75%	38.36%	-2.94%
1998 Q3	2.389%	2.572%	3.298%	3.140%	0.91%	0.57%	-61.95%	-77.89%
1998 Q4	2.753%	3.071%	3.116%	3.036%	0.36%	-0.04%	-86.80%	-101.15%
1999 Q1	0.962%	2.728%	3.223%	3.144%	2.26%	0.42%	135.14%	-84.76%
1999 Q2	0.685%	3.039%	3.174%	3.108%	2.49%	0.07%	263.11%	-97.72%
1999 Q3	0.977%	1.961%	3.216%	3.090%	2.24%	1.13%	129.26%	-42.39%
1999 Q4	1.855%	1.824%	3.298%	3.212%	1.44%	1.39%	-22.27%	-23.90%
2000 Q1	2.195%	2.010%	3.287%	3.122%	1.09%	1.11%	-50.27%	-44.71%
2000 Q2	2.131%	2.027%	3.256%	3.148%	1.13%	1.12%	-47.20%	-44.70%
2000 Q3	3.392%	3.484%	3.458%	3.306%	0.07%	-0.18%	-98.05%	-105.12%
2000 Q4	4.936%	3.849%	3.442%	3.238%	-1.49%	-0.61%	-130.26%	-115.87%
2001 Q1	7.872%	3.378%	3.408%	3.236%	-4.46%	-0.14%	-156.70%	-104.21%
2001 Q2	7.049%	5.685%	3.427%	3.321%	-3.62%	-2.36%	-151.38%	-141.58%
2001 Q3	6.587%	4.569%	3.515%	3.467%	-3.07%	-1.10%	-146.64%	-124.10%
2001 Q4	5.906%	4.782%	3.548%	3.450%	-2.36%	-1.33%	-139.93%	-127.85%
2002 Q1	4.968%	4.584%	3.536%	3.500%	-1.43%	-1.08%	-128.83%	-123.65%
2002 Q2	3.668%	2.990%	5.057%	5.048%	1.39%	2.06%	-62.13%	-31.15%
2002 Q3	2.820%	3.972%	5.230%	5.004%	2.41%	1.03%	-14.52%	-74.03%
2002 Q4	2.783%	3.550%	5.276%	5.065%	2.49%	1.51%	-10.45%	-57.34%
2003 Q1	5.383%	2.085%	5.607%	5.368%	0.22%	3.28%	-95.83%	57.43%
2003 Q2	8.737%	1.637%	5.853%	5.709%	-2.88%	4.07%	-133.01%	148.68%
2003 Q3	2.856%	0.174%	5.973%	5.850%	3.12%	5.68%	9.13%	3157.17%
2003 Q4	0.750%	0.495%	5.919%	5.853%	5.17%	5.36%	589.21%	983.25%
2004 Q1	0.286%	-0.263%	4.819%	4.729%	4.53%	4.99%	1484.93%	1799.61%
2004 Q2	0.340%	-1.312%	5.219%	5.250%	4.88%	6.56%	1337.29%	400.04%
2004 Q3	-0.829%	-3.218%	5.699%	5.550%	6.53%	8.77%	687.65%	172.46%
2004 Q4	-0.664%	-1.887%	5.910%	5.905%	6.57%	7.79%	890.69%	312.84%
2005 Q1	-1.521%	-0.724%	6.006%	6.063%	7.53%	6.79%	394.91%	837.40%
2005 Q2	-1.816%	-0.657%	6.564%	6.598%	8.38%	7.26%	361.57%	1004.74%
2005 Q3	-0.416%	0.266%	6.821%	6.819%	7.24%	6.55%	1638.51%	2364.96%
2005 Q4	0.649%	0.717%	6.741%	6.766%	6.09%	6.05%	838.62%	743.82%
2006 Q1	2.376%	3.477%	6.586%	6.581%	4.21%	3.10%	77.20%	-10.72%
2006 Q2	3.290%	3.330%	6.642%	6.559%	3.35%	3.23%	1.92%	-3.04%
2006 Q3	5.304%	3.798%	6.487%	6.338%	1.18%	2.54%	-77.68%	-33.13%
2006 Q4	4.832%	3.012%	6.075%	5.912%	1.24%	2.90%	-74.28%	-3.75%
2007 Q1	5.092%	1.303%	5.576%	5.321%	0.48%	4.02%	-90.48%	208.27%
2007 Q2	6.997%	2.340%	5.220%	4.881%	-1.78%	2.54%	-125.40%	8.63%
2007 Q3	1.874%	2.172%	4.755%	4.844%	2.88%	2.67%	53.76%	23.05%
2007 Q4	1.099%	2.916%	4.402%	4.537%	3.30%	1.62%	200.69%	-44.40%
2008 Q1	3.295%	3.836%	4.508%	4.499%	1.21%	0.66%	-63.18%	-82.74%
2008 Q2	1.830%	2.921%	4.750%	4.544%	2.92%	1.62%	59.58%	-44.45%

Overall Average	2.90%	2.10%	4.59%	4.50%	1.69%	2.40%	125.39%	199.17%
-----------------	-------	-------	-------	-------	-------	-------	---------	---------



Long-term EPS Growth - Median Actuals vs Median Estimates



ED	ED	December-89	EPS	QTR	CONSOL EDISON	1/24/1990	0.42	2.495
EDE	EDE	December-89	EPS	QTR	EMPIRE DIST ELEC	1/26/1990	0.32	1.465
ETR	MSU	December-89	EPS	QTR	ENTERGY CP	2/16/1990	-4.32	
HE	HE	December-89	EPS	QTR	HAWAIIAN ELEC	2/21/1990	0.31	1.525
IDA	IDA	December-89	EPS	QTR	IDAHO POWER CO	2/5/1990	0.57	2.37
MDU	MDU	December-89	EPS	QTR	MDU RESOURCES GP	1/27/1990	0.1007	0.3733
NI	NI	December-89	EPS	QTR	NIPSCO IND INC	2/3/1990	0.26	0.845
NU	NU	December-89	EPS	QTR	NORTHEAST UTILS	1/24/1990	0.43	1.94
OGE	OGE	December-89	EPS	QTR	OKLAHOMA G&E	2/2/1990	0.26	1.525
OTTR	OTTR	December-89	EPS	QTR	OTTER TAIL PWR	1/30/1990	0.19	0.965
PGN	PGN	December-89	EPS	QTR	PORTLAND GEN CP	2/8/1990	0.42	1.34
PNM	PNM	December-89	EPS	QTR	PUB SVC N MEX	3/27/1990	0.16	0.9001
PNW	AZP	December-89	EPS	QTR	PINNACLE WST CAP	2/23/1990	-0.25	1.41
POM	POM	December-89	EPS	QTR	POTOMAC ELEC	1/27/1990	0.35	2.16
PPL	PPL	December-89	EPS	QTR	PENNA P&L	1/24/1990	0.3175	1.0075
PSD	PSD	December-89	EPS	QTR	PUGET SOUND P&L	2/13/1990	0.37	1.94
SCG	SCG	December-89	EPS	QTR	SCANA CP	3/3/1990	0.275	1.52
SO	SO	December-89	EPS	QTR	SOUTHN CO	2/7/1990	0.165	1.34
TXU	TXU	December-89	EPS	QTR	TEXAS UTILS CO	2/20/1990	0.5	2.2
WEC	WPC	December-89	EPS	QTR	WISCONSIN ENERGY	1/26/1990	0.467	1.907
WPS	WPS	December-89	EPS	QTR	WISC PUB SVC	2/10/1990	0.57	1.98
AEP	AEP	March-90	EPS	QTR	AMERN ELEC PWR	4/17/1990	0.75	3.17
D	D	March-90	EPS	QTR	DOMINION RES INC	4/20/1990	0.673	2.793
DTE	DTE	March-90	EPS	QTR	DETROIT EDISON	4/23/1990	0.87	2.88
DUK	DUK	March-90	EPS	QTR	DUKE POWER CO	4/24/1990	0.285	1.45
ED	ED	March-90	EPS	QTR	CONSOL EDISON	4/24/1990	0.56	2.425
EDE	EDE	March-90	EPS	QTR	EMPIRE DIST ELEC	4/26/1990	0.33	1.415
ETR	MSU	March-90	EPS	QTR	ENTERGY CP	5/3/1990	0.44	-2.63
HE	HE	March-90	EPS	QTR	HAWAIIAN ELEC	4/17/1990	0.265	1.375
IDA	IDA	March-90	EPS	QTR	IDAHO POWER CO	4/30/1990	0.46	2.14
MDU	MDU	March-90	EPS	QTR	MDU RESOURCES GP	4/24/1990	0.1719	0.3753
NI	NI	March-90	EPS	QTR	NIPSCO IND INC	5/1/1990	0.305	0.825
NU	NU	March-90	EPS	QTR	NORTHEAST UTILS	4/24/1990	0.61	1.9
OGE	OGE	March-90	EPS	QTR	OKLAHOMA G&E	5/2/1990	0.145	1.53
OTTR	OTTR	March-90	EPS	QTR	OTTER TAIL PWR	4/21/1990	0.35	0.955
PGN	PGN	March-90	EPS	QTR	PORTLAND GEN CP	4/24/1990	0.79	1.31
PNM	PNM	March-90	EPS	QTR	PUB SVC N MEX	5/2/1990	0.1933	0.9067
PNW	AZP	March-90	EPS	QTR	PINNACLE WST CAP	4/21/1990	0.15	1.09
POM	POM	March-90	EPS	QTR	POTOMAC ELEC	4/25/1990	0.04	1.94
PPL	PPL	March-90	EPS	QTR	PENNA P&L	4/25/1990	0.3175	1.0325
PSD	PSD	March-90	EPS	QTR	PUGET SOUND P&L	4/18/1990	0.86	1.95
SCG	SCG	March-90	EPS	QTR	SCANA CP	4/25/1990	0.42	1.52
SO	SO	March-90	EPS	QTR	SOUTHN CO	5/2/1990	0.18	1.21
TXU	TXU	March-90	EPS	QTR	TEXAS UTILS CO	4/30/1990	0.5	2.315
WEC	WPC	March-90	EPS	QTR	WISCONSIN ENERGY	4/27/1990	0.533	1.82
WPS	WPS	March-90	EPS	QTR	WISC PUB SVC	5/1/1990	0.59	1.77
AEP	AEP	June-90	EPS	QTR	AMERN ELEC PWR	7/21/1990	0.6	3.1
D	D	June-90	EPS	QTR	DOMINION RES INC	7/21/1990	0.567	3.013
DTE	DTE	June-90	EPS	QTR	DETROIT EDISON	7/23/1990	0.74	3.03
DUK	DUK	June-90	EPS	QTR	DUKE POWER CO	7/21/1990	0.26	1.26
ED	ED	June-90	EPS	QTR	CONSOL EDISON	7/24/1990	0.18	2.365
EDE	EDE	June-90	EPS	QTR	EMPIRE DIST ELEC	7/27/1990	0.125	1.37
ETR	MSU	June-90	EPS	QTR	ENTERGY CP	8/3/1990	0.55	-2.54
HE	HE	June-90	EPS	QTR	HAWAIIAN ELEC	7/18/1990	0.32	1.335
IDA	IDA	June-90	EPS	QTR	IDAHO POWER CO	7/31/1990	0.39	1.97
MDU	MDU	June-90	EPS	QTR	MDU RESOURCES GP	7/25/1990	0.0316	0.3516
NI	NI	June-90	EPS	QTR	NIPSCO IND INC	7/31/1990	0.13	0.835
NU	NU	June-90	EPS	QTR	NORTHEAST UTILS	7/24/1990	0.37	1.93
OGE	OGE	June-90	EPS	QTR	OKLAHOMA G&E	7/30/1990	0.4	1.615
OTTR	OTTR	June-90	EPS	QTR	OTTER TAIL PWR	7/21/1990	0.215	0.97
PGN	PGN	June-90	EPS	QTR	PORTLAND GEN CP	7/21/1990	0.05	1.35
PNM	PNM	June-90	EPS	QTR	PUB SVC N MEX	7/30/1990	-0.0533	0.6667
PNW	AZP	June-90	EPS	QTR	PINNACLE WST CAP	7/21/1990	0.02	0.67
POM	POM	June-90	EPS	QTR	POTOMAC ELEC	7/27/1990	0.28	1.83
PPL	PPL	June-90	EPS	QTR	PENNA P&L	7/25/1990	0.1825	1.04
PSD	PSD	June-90	EPS	QTR	PUGET SOUND P&L	7/21/1990	0.42	1.97
SCG	SCG	June-90	EPS	QTR	SCANA CP	7/27/1990	0.335	1.595
SO	SO	June-90	EPS	QTR	SOUTHN CO	7/23/1990	0.34	1.25
TXU	TXU	June-90	EPS	QTR	TEXAS UTILS CO	7/31/1990	0.57	2.385
WEC	WPC	June-90	EPS	QTR	WISCONSIN ENERGY	7/25/1990	0.38	1.847
WPS	WPS	June-90	EPS	QTR	WISC PUB SVC	8/1/1990	0.31	1.86
AEP	AEP	September-90	EPS	QTR	AMERN ELEC PWR	10/15/1990	0.7	2.96
D	D	September-90	EPS	QTR	DOMINION RES INC	10/22/1990	1.047	3.087
DTE	DTE	September-90	EPS	QTR	DETROIT EDISON	10/22/1990	0.96	3.1
DUK	DUK	September-90	EPS	QTR	DUKE POWER CO	10/20/1990	0.495	1.31
ED	ED	September-90	EPS	QTR	CONSOL EDISON	10/23/1990	1.105	2.265
EDE	EDE	September-90	EPS	QTR	EMPIRE DIST ELEC	10/26/1990	0.535	1.31
ETR	MSU	September-90	EPS	QTR	ENTERGY CP	11/4/1990	1.07	-2.26
HE	HE	September-90	EPS	QTR	HAWAIIAN ELEC	10/20/1990	0.385	1.28

IDA	IDA	September-90	EPS	QTR	IDAHO POWER CO	10/29/1990	0.49	1.91
MDU	MDU	September-90	EPS	QTR	MDU RESOURCES GP	10/23/1990	0.0435	0.3477
NI	NI	September-90	EPS	QTR	NIPSCO IND INC	10/29/1990	0.18	0.875
NU	NU	September-90	EPS	QTR	NORTHEAST UTILS	10/23/1990	0.61	2.02
OGE	OGE	September-90	EPS	QTR	OKLAHOMA G&E	10/29/1990	0.9	1.705
OTTR	OTTR	September-90	EPS	QTR	OTTER TAIL PWR	10/20/1990	0.21	0.965
PGN	PGN	September-90	EPS	QTR	PORTLAND GEN CP	10/20/1990	0.69	1.95
PNM	PNM	September-90	EPS	QTR	PUB SVC N MEX	10/24/1990	0.0867	0.3867
PNW	AZP	September-90	EPS	QTR	PINNACLE WST CAP	10/20/1990	0.64	0.56
POM	POM	September-90	EPS	QTR	POTOMAC ELEC	10/26/1990	1.13	1.8
PPL	PPL	September-90	EPS	QTR	PENNA P&L	10/24/1990	0.2375	1.055
PSD	PSD	September-90	EPS	QTR	PUGET SOUND P&L	10/22/1990	0.28	1.93
SCG	SCG	September-90	EPS	QTR	SCANA CP	10/24/1990	0.675	1.705
SO	SO	September-90	EPS	QTR	SOUTHN CO	10/22/1990	0.645	1.33
TXU	TXU	September-90	EPS	QTR	TEXAS UTILS CO	10/22/1990	0.885	2.455
WEC	WPC	September-90	EPS	QTR	WISCONSIN ENERGY	10/24/1990	0.48	1.86
WPS	WPS	September-90	EPS	QTR	WISC PUB SVC	11/8/1990	0.52	1.99
AEP	AEP	December-90	EPS	QTR	AMERN ELEC PWR	1/19/1991	0.6	2.65
D	D	December-90	EPS	QTR	DOMINION RES INC	1/28/1991	0.473	2.76
DTE	DTE	December-90	EPS	QTR	DETROIT EDISON	1/28/1991	0.7	3.27
DUK	DUK	December-90	EPS	QTR	DUKE POWER CO	1/22/1991	0.165	1.205
ED	ED	December-90	EPS	QTR	CONSOL EDISON	1/22/1991	0.49	2.335
EDE	EDE	December-90	EPS	QTR	EMPIRE DIST ELEC	1/25/1991	0.165	1.155
ETR	MSU	December-90	EPS	QTR	ENTERGY CP	2/16/1991	0.38	2.44
HE	HE	December-90	EPS	QTR	HAWAIIAN ELEC	2/21/1991	0.31	1.28
IDA	IDA	December-90	EPS	QTR	IDAHO POWER CO	2/1/1991	0.58	1.92
MDU	MDU	December-90	EPS	QTR	MDU RESOURCES GP	1/28/1991	0.1047	0.3517
NI	NI	December-90	EPS	QTR	NIPSCO IND INC	2/1/1991	0.285	0.9
NU	NU	December-90	EPS	QTR	NORTHEAST UTILS	1/22/1991	0.35	1.94
OGE	OGE	December-90	EPS	QTR	OKLAHOMA G&E	1/23/1991	0.245	1.69
OTTR	OTTR	December-90	EPS	QTR	OTTER TAIL PWR	1/28/1991	0.22	0.995
PGN	PGN	December-90	EPS	QTR	PORTLAND GEN CP	2/6/1991	0.63	2.16
PNM	PNM	December-90	EPS	QTR	PUB SVC N MEX	2/1/1991	-0.0733	0.1534
PNW	AZP	December-90	EPS	QTR	PINNACLE WST CAP	1/28/1991	0.29	1.1
POM	POM	December-90	EPS	QTR	POTOMAC ELEC	1/25/1991	0.17	1.62
PPL	PPL	December-90	EPS	QTR	PENNA P&L	1/23/1991	0.25	0.9875
PSD	PSD	December-90	EPS	QTR	PUGET SOUND P&L	2/12/1991	0.61	2.17
SCG	SCG	December-90	EPS	QTR	SCANA CP	2/22/1991	0.215	1.645
SO	SO	December-90	EPS	QTR	SOUTHN CO	2/5/1991	0.135	1.3
TXU	TXU	December-90	EPS	QTR	TEXAS UTILS CO	2/16/1991	0.245	2.2
WEC	WPC	December-90	EPS	QTR	WISCONSIN ENERGY	1/23/1991	0.46	1.853
WPS	WPS	December-90	EPS	QTR	WISC PUB SVC	2/16/1991	0.57	1.99
AEP	AEP	March-91	EPS	QTR	AMERN ELEC PWR	4/15/1991	0.79	2.69
D	D	March-91	EPS	QTR	DOMINION RES INC	4/20/1991	0.673	2.76
DTE	DTE	March-91	EPS	QTR	DETROIT EDISON	4/22/1991	0.85	3.25
DUK	DUK	March-91	EPS	QTR	DUKE POWER CO	4/20/1991	0.305	1.225
ED	ED	March-91	EPS	QTR	CONSOL EDISON	4/23/1991	0.43	2.205
EDE	EDE	March-91	EPS	QTR	EMPIRE DIST ELEC	4/26/1991	0.32	1.145
ETR	MSU	March-91	EPS	QTR	ENTERGY CP	5/29/1991	0.46	2.46
HE	HE	March-91	EPS	QTR	HAWAIIAN ELEC	4/16/1991	0.29	1.305
IDA	IDA	March-91	EPS	QTR	IDAHO POWER CO	4/30/1991	0.43	1.89
MDU	MDU	March-91	EPS	QTR	MDU RESOURCES GP	4/23/1991	0.1679	0.3477
NI	NI	March-91	EPS	QTR	NIPSCO IND INC	4/30/1991	0.33	0.925
NU	NU	March-91	EPS	QTR	NORTHEAST UTILS	4/25/1991	0.63	1.96
OGE	OGE	March-91	EPS	QTR	OKLAHOMA G&E	4/26/1991	0.155	1.7
OTTR	OTTR	March-91	EPS	QTR	OTTER TAIL PWR	4/20/1991	0.4	1.045
PGN	PGN	March-91	EPS	QTR	PORTLAND GEN CP	4/22/1991	0.69	2.06
PNM	PNM	March-91	EPS	QTR	PUB SVC N MEX	4/26/1991	0.1733	0.1334
PNW	AZP	March-91	EPS	QTR	PINNACLE WST CAP	4/22/1991	0.06	1.01
POM	POM	March-91	EPS	QTR	POTOMAC ELEC	4/25/1991	0.04	1.62
PPL	PPL	March-91	EPS	QTR	PENNA P&L	4/25/1991	0.3275	0.9975
PSD	PSD	March-91	EPS	QTR	PUGET SOUND P&L	4/23/1991	0.97	2.28
SCG	SCG	March-91	EPS	QTR	SCANA CP	4/25/1991	0.47	1.695
SO	SO	March-91	EPS	QTR	SOUTHN CO	4/25/1991	0.215	1.335
TXU	TXU	March-91	EPS	QTR	TEXAS UTILS CO	4/22/1991	0.305	2.005
WEC	WPC	March-91	EPS	QTR	WISCONSIN ENERGY	4/25/1991	0.54	1.86
WPS	WPS	March-91	EPS	QTR	WISC PUB SVC	5/6/1991	0.68	2.08
AEP	AEP	June-91	EPS	QTR	AMERN ELEC PWR	7/17/1991	0.55	2.64
D	D	June-91	EPS	QTR	DOMINION RES INC	7/20/1991	0.573	2.766
DTE	DTE	June-91	EPS	QTR	DETROIT EDISON	7/22/1991	0.87	3.38
DUK	DUK	June-91	EPS	QTR	DUKE POWER CO	7/22/1991	0.305	1.27
ED	ED	June-91	EPS	QTR	CONSOL EDISON	7/23/1991	0.245	2.27
EDE	EDE	June-91	EPS	QTR	EMPIRE DIST ELEC	7/26/1991	0.175	1.195
ETR	MSU	June-91	EPS	QTR	ENTERGY CP	8/2/1991	0.45	2.36
HE	HE	June-91	EPS	QTR	HAWAIIAN ELEC	7/16/1991	0.295	1.28
IDA	IDA	June-91	EPS	QTR	IDAHO POWER CO	7/26/1991	0.26	1.76
MDU	MDU	June-91	EPS	QTR	MDU RESOURCES GP	7/24/1991	0.0474	0.3635
NI	NI	June-91	EPS	QTR	NIPSCO IND INC	7/30/1991	0.145	0.94
NU	NU	June-91	EPS	QTR	NORTHEAST UTILS	7/23/1991	0.46	2.05

OGE	OGE	June-91	EPS	QTR	OKLAHOMA G&E	7/29/1991	0.41	1.71
OTTR	OTTR	June-91	EPS	QTR	OTTER TAIL PWR	7/20/1991	0.22	1.05
PGN	PGN	June-91	EPS	QTR	PORTLAND GEN CP	7/20/1991	0.11	2.12
PNM	PNM	June-91	EPS	QTR	PUB SVC N MEX	7/24/1991	0	0.1867
PNW	AZP	June-91	EPS	QTR	PINNACLE WST CAP	7/26/1991	0.16	1.15
POM	POM	June-91	EPS	QTR	POTOMAC ELEC	7/26/1991	0.38	1.72
PPL	PPL	June-91	EPS	QTR	PENNA P&L	7/23/1991	0.2025	1.0175
PSD	PSD	June-91	EPS	QTR	PUGET SOUND P&L	7/22/1991	0.4	2.26
SCG	SCG	June-91	EPS	QTR	SCANA CP	7/24/1991	0.3	1.66
SO	SO	June-91	EPS	QTR	SOUTHN CO	7/23/1991	0.275	1.27
TXU	TXU	June-91	EPS	QTR	TEXAS UTILS CO	7/26/1991	0.365	1.8
WEC	WPC	June-91	EPS	QTR	WISCONSIN ENERGY	7/24/1991	0.367	1.847
WPS	WPS	June-91	EPS	QTR	WISC PUB SVC	8/6/1991	0.26	2.03
AEP	AEP	September-91	EPS	QTR	AMERN ELEC PWR	10/15/1991	0.74	2.68
D	D	September-91	EPS	QTR	DOMINION RES INC	10/21/1991	1.16	2.879
DTE	DTE	September-91	EPS	QTR	DETROIT EDISON	10/28/1991	1.06	3.48
DUK	DUK	September-91	EPS	QTR	DUKE POWER CO	10/21/1991	0.48	1.255
ED	ED	September-91	EPS	QTR	CONSOL EDISON	10/22/1991	1.285	2.45
EDE	EDE	September-91	EPS	QTR	EMPIRE DIST ELEC	10/29/1991	0.67	1.33
ETR	MSU	September-91	EPS	QTR	ENTERGY CP	11/1/1991	1.12	2.41
HE	HE	September-91	EPS	QTR	HAWAIIAN ELEC	10/16/1991	0.32	1.215
IDA	IDA	September-91	EPS	QTR	IDAHO POWER CO	10/25/1991	0.46	1.73
MDU	MDU	September-91	EPS	QTR	MDU RESOURCES GP	10/22/1991	0.0553	0.3753
NI	NI	September-91	EPS	QTR	NIPSCO IND INC	10/30/1991	0.185	0.945
NU	NU	September-91	EPS	QTR	NORTHEAST UTILS	10/22/1991	0.6	2.04
OGE	OGE	September-91	EPS	QTR	OKLAHOMA G&E	10/30/1991	0.925	1.735
OTTR	OTTR	September-91	EPS	QTR	OTTER TAIL PWR	10/21/1991	0.215	1.055
PGN	PGN	September-91	EPS	QTR	PORTLAND GEN CP	10/22/1991	-0.01	1.42
PNM	PNM	September-91	EPS	QTR	PUB SVC N MEX	10/29/1991	0.12	0.22
PNW	AZP	September-91	EPS	QTR	PINNACLE WST CAP	10/23/1991	0.89	1.4
POM	POM	September-91	EPS	QTR	POTOMAC ELEC	10/29/1991	1.21	1.8
PPL	PPL	September-91	EPS	QTR	PENNA P&L	10/23/1991	0.23	1.01
PSD	PSD	September-91	EPS	QTR	PUGET SOUND P&L	10/23/1991	0.35	2.33
SCG	SCG	September-91	EPS	QTR	SCANA CP	10/23/1991	0.625	1.61
SO	SO	September-91	EPS	QTR	SOUTHN CO	11/1/1991	0.585	1.21
TXU	TXU	September-91	EPS	QTR	TEXAS UTILS CO	10/25/1991	0.675	1.59
WEC	WPC	September-91	EPS	QTR	WISCONSIN ENERGY	10/23/1991	0.5	1.867
WPS	WPS	September-91	EPS	QTR	WISC PUB SVC	11/11/1991	0.66	2.17
AEP	AEP	December-91	EPS	QTR	AMERN ELEC PWR	1/20/1992	0.62	2.7
D	D	December-91	EPS	QTR	DOMINION RES INC	1/24/1992	0.54	2.946
DTE	DTE	December-91	EPS	QTR	DETROIT EDISON	1/27/1992	0.87	3.65
DUK	DUK	December-91	EPS	QTR	DUKE POWER CO	1/24/1992	0.21	1.3
ED	ED	December-91	EPS	QTR	CONSOL EDISON	1/28/1992	0.36	2.32
EDE	EDE	December-91	EPS	QTR	EMPIRE DIST ELEC	1/24/1992	0.13	1.295
ETR	MSU	December-91	EPS	QTR	ENTERGY CP	4/3/1992	0.61	2.64
HE	HE	December-91	EPS	QTR	HAWAIIAN ELEC	1/29/1992	0.295	1.2
IDA	IDA	December-91	EPS	QTR	IDAHO POWER CO	1/31/1992	0.4	1.55
MDU	MDU	December-91	EPS	QTR	MDU RESOURCES GP	1/27/1992	0.1165	0.3871
NI	NI	December-91	EPS	QTR	NIPSCO IND INC	2/3/1992	0.305	0.965
NU	NU	December-91	EPS	QTR	NORTHEAST UTILS	1/28/1992	0.43	2.12
OGE	OGE	December-91	EPS	QTR	OKLAHOMA G&E	2/3/1992	0.145	1.635
OTTR	OTTR	December-91	EPS	QTR	OTTER TAIL PWR	1/22/1992	0.235	1.07
PGN	PGN	December-91	EPS	QTR	PORTLAND GEN CP	2/7/1992	0.27	1.06
PNM	PNM	December-91	EPS	QTR	PUB SVC N MEX	2/3/1992	0.0267	0.32
PNW	AZP	December-91	EPS	QTR	PINNACLE WST CAP	1/29/1992	-0.34	0.77
POM	POM	December-91	EPS	QTR	POTOMAC ELEC	1/24/1992	0.22	1.85
PPL	PPL	December-91	EPS	QTR	PENNA P&L	1/22/1992	0.2425	1.0025
PSD	PSD	December-91	EPS	QTR	PUGET SOUND P&L	2/13/1992	0.49	2.21
SCG	SCG	December-91	EPS	QTR	SCANA CP	2/18/1992	0.29	1.685
SO	SO	December-91	EPS	QTR	SOUTHN CO	1/20/1992	0.185	1.26
TXU	TXU	December-91	EPS	QTR	TEXAS UTILS CO	2/22/1992	0.195	1.54
WEC	WPC	December-91	EPS	QTR	WISCONSIN ENERGY	1/29/1992	0.48	1.887
WPS	WPS	December-91	EPS	QTR	WISC PUB SVC	2/14/1992	0.63	2.23
AEP	AEP	March-92	EPS	QTR	AMERN ELEC PWR	4/17/1992	0.71	2.62
D	D	March-92	EPS	QTR	DOMINION RES INC	4/17/1992	0.733	3.006
DTE	DTE	March-92	EPS	QTR	DETROIT EDISON	4/27/1992	1.01	3.81
DUK	DUK	March-92	EPS	QTR	DUKE POWER CO	5/13/1992	0.225	1.22
ED	ED	March-92	EPS	QTR	CONSOL EDISON	4/29/1992	0.47	2.36
EDE	EDE	March-92	EPS	QTR	EMPIRE DIST ELEC	4/24/1992	0.24	1.215
ETR	MSU	March-92	EPS	QTR	ENTERGY CP	5/8/1992	0.43	2.61
HE	HE	March-92	EPS	QTR	HAWAIIAN ELEC	4/21/1992	0.29	1.2
IDA	IDA	March-92	EPS	QTR	IDAHO POWER CO	4/24/1992	0.35	1.47
MDU	MDU	March-92	EPS	QTR	MDU RESOURCES GP	4/29/1992	0.1185	0.3377
NI	NI	March-92	EPS	QTR	NIPSCO IND INC	5/1/1992	0.35	0.985
NU	NU	March-92	EPS	QTR	NORTHEAST UTILS	4/22/1992	0.63	2.12
OGE	OGE	March-92	EPS	QTR	OKLAHOMA G&E	4/24/1992	0.035	1.515
OTTR	OTTR	March-92	EPS	QTR	OTTER TAIL PWR	4/21/1992	0.375	1.045
PGN	PGN	March-92	EPS	QTR	PORTLAND GEN CP	4/20/1992	0.57	0.94
PNM	PNM	March-92	EPS	QTR	PUB SVC N MEX	4/24/1992	0.2267	0.3734

PNW	AZP	March-92 EPS	QTR	PINNACLE WST CAP	4/24/1992	0.09	0.8
POM	POM	March-92 EPS	QTR	POTOMAC ELEC	4/22/1992	0.05	1.86
PPL	PPL	March-92 EPS	QTR	PENNA P&L	4/22/1992	0.335	1.01
PSD	PSD	March-92 EPS	QTR	PUGET SOUND P&L	4/17/1992	0.83	2.07
SCG	SCG	March-92 EPS	QTR	SCANA CP	4/22/1992	0.415	1.63
SO	SO	March-92 EPS	QTR	SOUTHN CO	4/24/1992	0.295	1.34
TXU	TXU	March-92 EPS	QTR	TEXAS UTILS CO	4/24/1992	0.39	1.625
WEC	WPC	March-92 EPS	QTR	WISCONSIN ENERGY	4/22/1992	0.533	1.88
WPS	WPS	March-92 EPS	QTR	WISC PUB SVC	5/1/1992	0.77	2.32
AEP	AEP	June-92 EPS	QTR	AMERN ELEC PWR	7/18/1992	0.4	2.47
D	D	June-92 EPS	QTR	DOMINION RES INC	7/18/1992	0.383	2.816
DTE	DTE	June-92 EPS	QTR	DETROIT EDISON	7/27/1992	0.8	3.74
DUK	DUK	June-92 EPS	QTR	DUKE POWER CO	7/24/1992	0.18	1.095
ED	ED	June-92 EPS	QTR	CONSOL EDISON	7/28/1992	0.3	2.415
EDE	EDE	June-92 EPS	QTR	EMPIRE DIST ELEC	7/24/1992	0.21	1.25
ETR	MSU	June-92 EPS	QTR	ENTERGY CP	10/6/1992	0.54	2.7
HE	HE	June-92 EPS	QTR	HAWAIIAN ELEC	7/18/1992	0.325	1.23
IDA	IDA	June-92 EPS	QTR	IDAHO POWER CO	7/31/1992	0.32	1.53
MDU	MDU	June-92 EPS	QTR	MDU RESOURCES GP	7/28/1992	0.0395	0.3298
NI	NI	June-92 EPS	QTR	NIPSCO IND INC	7/31/1992	0.13	0.97
NU	NU	June-92 EPS	QTR	NORTHEAST UTILS	7/28/1992	0.5	2.16
OGE	OGE	June-92 EPS	QTR	OKLAHOMA G&E	7/24/1992	0.205	1.31
OTTR	OTTR	June-92 EPS	QTR	OTTER TAIL PWR	7/18/1992	0.265	1.09
PGN	PGN	June-92 EPS	QTR	PORTLAND GEN CP	7/21/1992	0.25	1.08
PNM	PNM	June-92 EPS	QTR	PUB SVC N MEX	7/21/1992	0.0533	0.4267
PNW	AZP	June-92 EPS	QTR	PINNACLE WST CAP	7/22/1992	0.44	1.08
POM	POM	June-92 EPS	QTR	POTOMAC ELEC	7/24/1992	0.27	1.75
PPL	PPL	June-92 EPS	QTR	PENNA P&L	7/21/1992	0.195	1.0025
PSD	PSD	June-92 EPS	QTR	PUGET SOUND P&L	7/18/1992	0.47	2.14
SCG	SCG	June-92 EPS	QTR	SCANA CP	7/24/1992	0.205	1.535
SO	SO	June-92 EPS	QTR	SOUTHN CO	7/22/1992	0.35	1.415
TXU	TXU	June-92 EPS	QTR	TEXAS UTILS CO	7/24/1992	0.365	1.625
WEC	WPC	June-92 EPS	QTR	WISCONSIN ENERGY	7/22/1992	0.303	1.816
WPS	WPS	June-92 EPS	QTR	WISC PUB SVC	7/31/1992	0.3	2.36
AEP	AEP	September-92 EPS	QTR	AMERN ELEC PWR	10/17/1992	0.58	2.31
D	D	September-92 EPS	QTR	DOMINION RES INC	10/19/1992	0.923	2.579
DTE	DTE	September-92 EPS	QTR	DETROIT EDISON	10/26/1992	1.01	3.69
DUK	DUK	September-92 EPS	QTR	DUKE POWER CO	10/23/1992	0.51	1.125
ED	ED	September-92 EPS	QTR	CONSOL EDISON	10/27/1992	1.3	2.43
EDE	EDE	September-92 EPS	QTR	EMPIRE DIST ELEC	10/23/1992	0.55	1.13
ETR	MSU	September-92 EPS	QTR	ENTERGY CP	11/13/1992	1.16	2.74
HE	HE	September-92 EPS	QTR	HAWAIIAN ELEC	10/23/1992	0.365	1.275
IDA	IDA	September-92 EPS	QTR	IDAHO POWER CO	10/30/1992	0.38	1.45
MDU	MDU	September-92 EPS	QTR	MDU RESOURCES GP	10/27/1992	0.0514	0.3259
NI	NI	September-92 EPS	QTR	NIPSCO IND INC	10/30/1992	0.15	0.935
NU	NU	September-92 EPS	QTR	NORTHEAST UTILS	10/27/1992	0.47	2.03
OGE	OGE	September-92 EPS	QTR	OKLAHOMA G&E	10/26/1992	0.935	1.32
OTTR	OTTR	September-92 EPS	QTR	OTTER TAIL PWR	10/20/1992	0.18	1.055
PGN	PGN	September-92 EPS	QTR	PORTLAND GEN CP	10/20/1992	0.27	1.36
PNM	PNM	September-92 EPS	QTR	PUB SVC N MEX	10/23/1992	0.14	0.4467
PNW	AZP	September-92 EPS	QTR	PINNACLE WST CAP	10/23/1992	0.98	1.17
POM	POM	September-92 EPS	QTR	POTOMAC ELEC	10/23/1992	1.04	1.58
PPL	PPL	September-92 EPS	QTR	PENNA P&L	10/28/1992	0.205	0.9775
PSD	PSD	September-92 EPS	QTR	PUGET SOUND P&L	10/13/1992	0.25	2.04
SCG	SCG	September-92 EPS	QTR	SCANA CP	10/20/1992	0.595	1.505
SO	SO	September-92 EPS	QTR	SOUTHN CO	10/28/1992	0.64	1.47
TXU	TXU	September-92 EPS	QTR	TEXAS UTILS CO	10/12/1992	0.685	1.635
WEC	WPC	September-92 EPS	QTR	WISCONSIN ENERGY	10/28/1992	0.373	1.689
WPS	WPS	September-92 EPS	QTR	WISC PUB SVC	11/2/1992	0.5	2.2
AEP	AEP	December-92 EPS	QTR	AMERN ELEC PWR	1/16/1993	0.85	2.54
D	D	December-92 EPS	QTR	DOMINION RES INC	1/22/1993	0.861	2.9
DTE	DTE	December-92 EPS	QTR	DETROIT EDISON	1/25/1993	0.98	3.8
DUK	DUK	December-92 EPS	QTR	DUKE POWER CO	1/25/1993	0.275	1.19
ED	ED	December-92 EPS	QTR	CONSOL EDISON	1/26/1993	0.39	2.46
EDE	EDE	December-92 EPS	QTR	EMPIRE DIST ELEC	1/28/1993	0.25	1.25
ETR	MSU	December-92 EPS	QTR	ENTERGY CP	2/9/1993	0.35	2.48
HE	HE	December-92 EPS	QTR	HAWAIIAN ELEC	2/3/1993	0.335	1.315
IDA	IDA	December-92 EPS	QTR	IDAHO POWER CO	1/29/1993	0.49	1.54
MDU	MDU	December-92 EPS	QTR	MDU RESOURCES GP	1/27/1993	0.1521	0.3615
NI	NI	December-92 EPS	QTR	NIPSCO IND INC	2/1/1993	0.365	0.995
NU	NU	December-92 EPS	QTR	NORTHEAST UTILS	1/26/1993	0.43	2.03
OGE	OGE	December-92 EPS	QTR	OKLAHOMA G&E	1/28/1993	0.125	1.3
OTTR	OTTR	December-92 EPS	QTR	OTTER TAIL PWR	1/22/1993	0.265	1.085
PGN	PGN	December-92 EPS	QTR	PORTLAND GEN CP	2/24/1993	0.83	1.92
PNM	PNM	December-92 EPS	QTR	PUB SVC N MEX	2/3/1993	0.1133	0.5333
PNW	AZP	December-92 EPS	QTR	PINNACLE WST CAP	1/29/1993	0.21	1.72
POM	POM	December-92 EPS	QTR	POTOMAC ELEC	1/28/1993	0.27	1.63
PPL	PPL	December-92 EPS	QTR	PENNA P&L	1/27/1993	0.265	1
PSD	PSD	December-92 EPS	QTR	PUGET SOUND P&L	2/10/1993	0.62	2.17

SCG	SCG	December-92	EPS	QTR	SCANA CP	2/16/1993	0.32	1.535
SO	SO	December-92	EPS	QTR	SOUTHN CO	1/18/1993	0.205	1.49
TXU	TXU	December-92	EPS	QTR	TEXAS UTILS CO	2/20/1993	0.19	1.63
WEC	WPC	December-92	EPS	QTR	WISCONSIN ENERGY	1/27/1993	0.461	1.67
WPS	WPS	December-92	EPS	QTR	WISC PUB SVC	1/27/1993	0.78	2.35
AEP	AEP	March-93	EPS	QTR	AMERN ELEC PWR	4/20/1993	0.72	2.55
D	D	March-93	EPS	QTR	DOMINION RES INC	4/20/1993	0.75	2.917
DTE	DTE	March-93	EPS	QTR	DETROIT EDISON	4/27/1993	0.86	3.65
DUK	DUK	March-93	EPS	QTR	DUKE POWER CO	4/23/1993	0.315	1.28
ED	ED	March-93	EPS	QTR	CONSOL EDISON	4/27/1993	0.62	2.61
EDE	EDE	March-93	EPS	QTR	EMPIRE DIST ELEC	4/22/1993	0.3	1.31
ETR	MSU	March-93	EPS	QTR	ENTERGY CP	4/29/1993	0.49	2.54
HE	HE	March-93	EPS	QTR	HAWAIIAN ELEC	4/20/1993	0.19	1.215
IDA	IDA	March-93	EPS	QTR	IDAHO POWER CO	4/30/1993	0.55	1.74
MDU	MDU	March-93	EPS	QTR	MDU RESOURCES GP	4/27/1993	0.162	0.405
NI	NI	March-93	EPS	QTR	NIPSCO IND INC	4/29/1993	0.435	1.08
NU	NU	March-93	EPS	QTR	NORTHEAST UTILS	4/27/1993	0.48	1.88
OGE	OGE	March-93	EPS	QTR	OKLAHOMA G&E	4/27/1993	0.075	1.34
OTTR	OTTR	March-93	EPS	QTR	OTTER TAIL PWR	4/20/1993	0.385	1.095
PGN	PGN	March-93	EPS	QTR	PORTLAND GEN CP	4/27/1993	0.77	2.12
PNM	PNM	March-93	EPS	QTR	PUB SVC N MEX	4/27/1993	0.3533	0.6599
PNW	AZP	March-93	EPS	QTR	PINNACLE WST CAP	4/22/1993	0.32	1.95
POM	POM	March-93	EPS	QTR	POTOMAC ELEC	4/28/1993	0.08	1.66
PPL	PPL	March-93	EPS	QTR	PENNA P&L	4/28/1993	0.35	1.015
PSD	PSD	March-93	EPS	QTR	PUGET SOUND P&L	5/19/1993	0.86	2.2
SCG	SCG	March-93	EPS	QTR	SCANA CP	5/19/1993	0.51	1.63
SO	SO	March-93	EPS	QTR	SOUTHN CO	4/28/1993	0.28	1.475
TXU	TXU	March-93	EPS	QTR	TEXAS UTILS CO	4/23/1993	0.35	1.59
WEC	WPC	March-93	EPS	QTR	WISCONSIN ENERGY	4/28/1993	0.56	1.697
WPS	WPS	March-93	EPS	QTR	WISC PUB SVC	4/30/1993	0.85	2.43
AEP	AEP	June-93	EPS	QTR	AMERN ELEC PWR	7/19/1993	0.47	2.62
D	D	June-93	EPS	QTR	DOMINION RES INC	7/19/1993	0.63	3.164
DTE	DTE	June-93	EPS	QTR	DETROIT EDISON	7/26/1993	0.64	3.49
DUK	DUK	June-93	EPS	QTR	DUKE POWER CO	7/23/1993	0.265	1.365
ED	ED	June-93	EPS	QTR	CONSOL EDISON	7/28/1993	0.23	2.54
EDE	EDE	June-93	EPS	QTR	EMPIRE DIST ELEC	7/23/1993	0.2	1.3
ETR	MSU	June-93	EPS	QTR	ENTERGY CP	9/2/1993	0.55	2.55
HE	HE	June-93	EPS	QTR	HAWAIIAN ELEC	7/19/1993	0.38	1.27
IDA	IDA	June-93	EPS	QTR	IDAHO POWER CO	7/30/1993	0.47	1.89
MDU	MDU	June-93	EPS	QTR	MDU RESOURCES GP	7/28/1993	0.0375	0.403
NI	NI	June-93	EPS	QTR	NIPSCO IND INC	7/30/1993	0.155	1.105
NU	NU	June-93	EPS	QTR	NORTHEAST UTILS	7/28/1993	0.26	1.64
OGE	OGE	June-93	EPS	QTR	OKLAHOMA G&E	8/6/1993	0.245	1.38
OTTR	OTTR	June-93	EPS	QTR	OTTER TAIL PWR	7/20/1993	0.23	1.06
PGN	PGN	June-93	EPS	QTR	PORTLAND GEN CP	7/22/1993	0.28	2.15
PNM	PNM	June-93	EPS	QTR	PUB SVC N MEX	7/28/1993	0.06	0.6666
PNW	AZP	June-93	EPS	QTR	PINNACLE WST CAP	7/20/1993	0.45	1.96
POM	POM	June-93	EPS	QTR	POTOMAC ELEC	7/23/1993	0.63	2.02
PPL	PPL	June-93	EPS	QTR	PENNA P&L	7/28/1993	0.2	1.02
PSD	PSD	June-93	EPS	QTR	PUGET SOUND P&L	7/22/1993	0.37	2.1
SCG	SCG	June-93	EPS	QTR	SCANA CP	7/22/1993	0.305	1.73
SO	SO	June-93	EPS	QTR	SOUTHN CO	7/30/1993	0.395	1.52
TXU	TXU	June-93	EPS	QTR	TEXAS UTILS CO	7/28/1993	0.37	1.595
WEC	WPC	June-93	EPS	QTR	WISCONSIN ENERGY	7/28/1993	0.28	1.674
WPS	WPS	June-93	EPS	QTR	WISC PUB SVC	8/2/1993	0.45	2.58
AEP	AEP	September-93	EPS	QTR	AMERN ELEC PWR	10/20/1993	0.73	2.77
D	D	September-93	EPS	QTR	DOMINION RES INC	10/18/1993	1.2	3.441
DTE	DTE	September-93	EPS	QTR	DETROIT EDISON	10/25/1993	0.99	3.47
DUK	DUK	September-93	EPS	QTR	DUKE POWER CO	10/22/1993	0.56	1.415
ED	ED	September-93	EPS	QTR	CONSOL EDISON	10/26/1993	1.35	2.59
EDE	EDE	September-93	EPS	QTR	EMPIRE DIST ELEC	10/19/1993	0.48	1.23
ETR	MSU	September-93	EPS	QTR	ENTERGY CP	10/29/1993	1.34	2.73
HE	HE	September-93	EPS	QTR	HAWAIIAN ELEC	10/19/1993	0.305	1.21
IDA	IDA	September-93	EPS	QTR	IDAHO POWER CO	10/29/1993	0.4	1.91
MDU	MDU	September-93	EPS	QTR	MDU RESOURCES GP	10/26/1993	0.0632	0.4148
NI	NI	September-93	EPS	QTR	NIPSCO IND INC	10/29/1993	0.2	1.155
NU	NU	September-93	EPS	QTR	NORTHEAST UTILS	10/26/1993	0.5	1.67
OGE	OGE	September-93	EPS	QTR	OKLAHOMA G&E	10/25/1993	1.12	1.565
OTTR	OTTR	September-93	EPS	QTR	OTTER TAIL PWR	10/20/1993	0.225	1.105
PGN	PGN	September-93	EPS	QTR	PORTLAND GEN CP	10/20/1993	0.3	2.18
PNM	PNM	September-93	EPS	QTR	PUB SVC N MEX	10/25/1993	0.2333	0.7599
PNW	AZP	September-93	EPS	QTR	PINNACLE WST CAP	10/20/1993	0.99	1.97
POM	POM	September-93	EPS	QTR	POTOMAC ELEC	10/29/1993	1.21	2.19
PPL	PPL	September-93	EPS	QTR	PENNA P&L	10/27/1993	0.245	1.06
PSD	PSD	September-93	EPS	QTR	PUGET SOUND P&L	10/18/1993	0.23	2.08
SCG	SCG	September-93	EPS	QTR	SCANA CP	10/19/1993	0.705	1.84
SO	SO	September-93	EPS	QTR	SOUTHN CO	10/27/1993	0.69	1.57
TXU	TXU	September-93	EPS	QTR	TEXAS UTILS CO	10/26/1993	0.775	1.685
WEC	WPC	September-93	EPS	QTR	WISCONSIN ENERGY	10/27/1993	0.46	1.761

WPS	WPS	September-93	EPS	QTR	WISC PUB SVC	10/18/1993	0.66	2.74
AEP	AEP	December-93	EPS	QTR	AMERN ELEC PWR	1/19/1994	0.79	2.71
D	D	December-93	EPS	QTR	DOMINION RES INC	1/28/1994	0.55	3.13
DTE	DTE	December-93	EPS	QTR	DETROIT EDISON	1/24/1994	0.84	3.33
DUK	DUK	December-93	EPS	QTR	DUKE POWER CO	1/24/1994	0.26	1.4
ED	ED	December-93	EPS	QTR	CONSOL EDISON	1/25/1994	0.46	2.66
EDE	EDE	December-93	EPS	QTR	EMPIRE DIST ELEC	1/28/1994	0.18	1.16
ETR	MSU	December-93	EPS	QTR	ENTERGY CP	2/4/1994	0.44	2.82
HE	HE	December-93	EPS	QTR	HAWAIIAN ELEC	2/11/1994	0.315	1.19
IDA	IDA	December-93	EPS	QTR	IDAHO POWER CO	1/31/1994	0.55	1.97
MDU	MDU	December-93	EPS	QTR	MDU RESOURCES GP	1/26/1994	0.1323	0.395
NI	NI	December-93	EPS	QTR	NIPSCO IND INC	1/31/1994	0.36	1.15
NU	NU	December-93	EPS	QTR	NORTHEAST UTILS	1/25/1994	0.62	1.86
OGE	OGE	December-93	EPS	QTR	OKLAHOMA G&E	2/28/1994	0.11	1.55
OTTR	OTTR	December-93	EPS	QTR	OTTER TAIL PWR	1/25/1994	0.27	1.11
PGN	PGN	December-93	EPS	QTR	PORTLAND GEN CP	1/26/1994	0.69	2.04
PNM	PNM	December-93	EPS	QTR	PUB SVC N MEX	1/28/1994	0.1867	0.8333
PNW	AZP	December-93	EPS	QTR	PINNACLE WST CAP	1/19/1994	0.19	1.95
POM	POM	December-93	EPS	QTR	POTOMAC ELEC	1/28/1994	0.02	1.94
PPL	PPL	December-93	EPS	QTR	PENNA P&L	1/26/1994	0.27	1.065
PSD	PSD	December-93	EPS	QTR	PUGET SOUND P&L	2/11/1994	0.56	2.02
SCG	SCG	December-93	EPS	QTR	SCANA CP	2/9/1994	0.34	1.86
SO	SO	December-93	EPS	QTR	SOUTHN CO	1/17/1994	0.205	1.57
TXU	TXU	December-93	EPS	QTR	TEXAS UTILS CO	2/18/1994	0.005	1.5
WEC	WPC	December-93	EPS	QTR	WISCONSIN ENERGY	1/26/1994	0.52	1.82
WPS	WPS	December-93	EPS	QTR	WISC PUB SVC	1/26/1994	0.51	2.47
AEP	AEP	March-94	EPS	QTR	AMERN ELEC PWR	4/19/1994	0.83	2.82
D	D	March-94	EPS	QTR	DOMINION RES INC	4/15/1994	0.84	3.22
DTE	DTE	March-94	EPS	QTR	DETROIT EDISON	4/25/1994	0.72	3.19
DUK	DUK	March-94	EPS	QTR	DUKE POWER CO	4/25/1994	0.395	1.48
ED	ED	March-94	EPS	QTR	CONSOL EDISON	4/26/1994	0.77	2.81
EDE	EDE	March-94	EPS	QTR	EMPIRE DIST ELEC	4/28/1994	0.27	1.13
ETR	MSU	March-94	EPS	QTR	ENTERGY CP	4/29/1994	0.4	2.73
HE	HE	March-94	EPS	QTR	HAWAIIAN ELEC	4/19/1994	0.21	1.21
IDA	IDA	March-94	EPS	QTR	IDAHO POWER CO	4/29/1994	0.44	1.86
MDU	MDU	March-94	EPS	QTR	MDU RESOURCES GP	4/26/1994	0.1205	0.3535
NI	NI	March-94	EPS	QTR	NIPSCO IND INC	4/28/1994	0.485	1.2
NU	NU	March-94	EPS	QTR	NORTHEAST UTILS	4/26/1994	0.77	2.15
OGE	OGE	March-94	EPS	QTR	OKLAHOMA G&E	4/28/1994	0.01	1.485
OTTR	OTTR	March-94	EPS	QTR	OTTER TAIL PWR	4/20/1994	0.39	1.115
PGN	PGN	March-94	EPS	QTR	PORTLAND GEN CP	4/22/1994	0.8	2.07
PNM	PNM	March-94	EPS	QTR	PUB SVC N MEX	4/25/1994	0.36	0.84
PNW	AZP	March-94	EPS	QTR	PINNACLE WST CAP	4/20/1994	0.25	1.88
POM	POM	March-94	EPS	QTR	POTOMAC ELEC	4/27/1994	0.09	1.95
PPL	PPL	March-94	EPS	QTR	PENNA P&L	4/27/1994	0.35	1.065
PSD	PSD	March-94	EPS	QTR	PUGET SOUND P&L	4/19/1994	0.74	1.9
SCG	SCG	March-94	EPS	QTR	SCANA CP	4/28/1994	0.535	1.885
SO	SO	March-94	EPS	QTR	SOUTHN CO	4/28/1994	0.31	1.6
TXU	TXU	March-94	EPS	QTR	TEXAS UTILS CO	4/22/1994	0.15	1.3
WEC	WPC	March-94	EPS	QTR	WISCONSIN ENERGY	4/27/1994	0.63	1.89
WPS	WPS	March-94	EPS	QTR	WISC PUB SVC	4/29/1994	0.9	2.52
AEP	AEP	June-94	EPS	QTR	AMERN ELEC PWR	7/18/1994	0.56	2.91
D	D	June-94	EPS	QTR	DOMINION RES INC	7/18/1994	0.63	3.22
DTE	DTE	June-94	EPS	QTR	DETROIT EDISON	7/25/1994	0.54	3.09
DUK	DUK	June-94	EPS	QTR	DUKE POWER CO	7/22/1994	0.28	1.495
ED	ED	June-94	EPS	QTR	CONSOL EDISON	7/26/1994	0.33	2.91
EDE	EDE	June-94	EPS	QTR	EMPIRE DIST ELEC	7/28/1994	0.23	1.16
ETR	MSU	June-94	EPS	QTR	ENTERGY CP	8/2/1994	0.69	2.87
HE	HE	June-94	EPS	QTR	HAWAIIAN ELEC	7/19/1994	0.315	1.145
IDA	IDA	June-94	EPS	QTR	IDAHO POWER CO	7/28/1994	0.41	1.8
MDU	MDU	June-94	EPS	QTR	MDU RESOURCES GP	7/26/1994	0.0573	0.3733
NI	NI	June-94	EPS	QTR	NIPSCO IND INC	7/27/1994	0.155	1.2
NU	NU	June-94	EPS	QTR	NORTHEAST UTILS	7/26/1994	0.49	2.38
OGE	OGE	June-94	EPS	QTR	OKLAHOMA G&E	7/29/1994	0.38	1.62
OTTR	OTTR	June-94	EPS	QTR	OTTER TAIL PWR	7/21/1994	0.215	1.1
PGN	PGN	June-94	EPS	QTR	PORTLAND GEN CP	7/22/1994	0.35	2.14
PNM	PNM	June-94	EPS	QTR	PUB SVC N MEX	7/21/1994	0.18	0.96
PNW	AZP	June-94	EPS	QTR	PINNACLE WST CAP	7/22/1994	0.56	1.99
POM	POM	June-94	EPS	QTR	POTOMAC ELEC	7/28/1994	0.51	1.83
PPL	PPL	June-94	EPS	QTR	PENNA P&L	7/26/1994	0.155	1.02
PSD	PSD	June-94	EPS	QTR	PUGET SOUND P&L	7/19/1994	0.32	1.85
SCG	SCG	June-94	EPS	QTR	SCANA CP	7/22/1994	0.31	1.89
SO	SO	June-94	EPS	QTR	SOUTHN CO	7/27/1994	0.39	1.595
TXU	TXU	June-94	EPS	QTR	TEXAS UTILS CO	7/27/1994	0.325	1.255
WEC	WPC	June-94	EPS	QTR	WISCONSIN ENERGY	7/27/1994	0.4	2.01
WPS	WPS	June-94	EPS	QTR	WISC PUB SVC	7/29/1994	0.31	2.38
AEP	AEP	September-94	EPS	QTR	AMERN ELEC PWR	10/18/1994	0.76	2.94
D	D	September-94	EPS	QTR	DOMINION RES INC	10/24/1994	0.94	2.96
DTE	DTE	September-94	EPS	QTR	DETROIT EDISON	10/24/1994	0.8	2.9

DUK	DUK	September-94	EPS	QTR	DUKE POWER CO	10/24/1994	0.565	1.5
ED	ED	September-94	EPS	QTR	CONSOL EDISON	10/25/1994	1.41	2.97
EDE	EDE	September-94	EPS	QTR	EMPIRE DIST ELEC	10/25/1994	0.56	1.24
ETR	MSU	September-94	EPS	QTR	ENTERGY CP	10/28/1994	1.05	2.58
HE	HE	September-94	EPS	QTR	HAWAIIAN ELEC	10/18/1994	0.4	1.24
IDA	IDA	September-94	EPS	QTR	IDAHO POWER CO	10/31/1994	0.38	1.78
MDU	MDU	September-94	EPS	QTR	MDU RESOURCES GP	10/25/1994	0.1264	0.4365
NI	NI	September-94	EPS	QTR	NIPSCO IND INC	10/27/1994	0.215	1.215
NU	NU	September-94	EPS	QTR	NORTHEAST UTILS	10/25/1994	0.52	2.4
OGE	OGE	September-94	EPS	QTR	OKLAHOMA G&E	10/31/1994	1.06	1.56
OTTR	OTTR	September-94	EPS	QTR	OTTER TAIL PWR	10/18/1994	0.24	1.115
PGN	PGN	September-94	EPS	QTR	PORTLAND GEN CP	10/21/1994	0.24	2.08
PNM	PNM	September-94	EPS	QTR	PUB SVC N MEX	10/26/1994	0.32	1.0467
PNW	AZP	September-94	EPS	QTR	PINNACLE WST CAP	10/19/1994	1.08	2.08
POM	POM	September-94	EPS	QTR	POTOMAC ELEC	10/27/1994	1.11	1.73
PPL	PPL	September-94	EPS	QTR	PENNA P&L	10/26/1994	0.23	1.005
PSD	PSD	September-94	EPS	QTR	PUGET SOUND P&L	10/20/1994	0.19	1.81
SCG	SCG	September-94	EPS	QTR	SCANA CP	10/18/1994	0.65	1.835
SO	SO	September-94	EPS	QTR	SOUTHN CO	10/26/1994	0.64	1.545
TXU	TXU	September-94	EPS	QTR	TEXAS UTILS CO	10/28/1994	0.65	1.13
WEC	WPC	September-94	EPS	QTR	WISCONSIN ENERGY	10/26/1994	0.48	2.03
WPS	WPS	September-94	EPS	QTR	WPS RESOURCES CP	10/31/1994	0.54	2.26
AEP	AEP	December-94	EPS	QTR	AMERN ELEC PWR	1/19/1995	0.56	2.71
D	D	December-94	EPS	QTR	DOMINION RES INC	1/27/1995	0.39	2.8
DTE	DTE	December-94	EPS	QTR	DETROIT EDISON	1/23/1995	0.61	2.67
DUK	DUK	December-94	EPS	QTR	DUKE POWER CO	1/24/1995	0.2	1.44
ED	ED	December-94	EPS	QTR	CONSOL EDISON	1/24/1995	0.47	2.98
EDE	EDE	December-94	EPS	QTR	EMPIRE DIST ELEC	1/26/1995	0.26	1.32
ETR	MSU	December-94	EPS	QTR	ENTERGY CP	2/22/1995	0.27	2.41
HE	HE	December-94	EPS	QTR	HAWAIIAN ELEC	1/26/1995	0.365	1.29
IDA	IDA	December-94	EPS	QTR	IDAHO POWER CO	2/1/1995	0.57	1.8
MDU	MDU	December-94	EPS	QTR	MDU RESOURCES GP	1/25/1995	0.1027	0.4069
NI	NI	December-94	EPS	QTR	NIPSCO IND INC	1/30/1995	0.375	1.23
NU	NU	December-94	EPS	QTR	NORTHEAST UTILS	1/24/1995	0.52	2.3
OGE	OGE	December-94	EPS	QTR	OKLAHOMA G&E	1/30/1995	0.055	1.505
OTTR	OTTR	December-94	EPS	QTR	OTTER TAIL PWR	1/23/1995	0.325	1.17
PGN	PGN	December-94	EPS	QTR	PORTLAND GEN CP	2/8/1995	0.49	1.88
PNM	PNM	December-94	EPS	QTR	PUB SVC N MEX	1/26/1995	0.22	1.08
PNW	AZP	December-94	EPS	QTR	PINNACLE WST CAP	1/18/1995	0.11	2
POM	POM	December-94	EPS	QTR	POTOMAC ELEC	1/26/1995	0.08	1.79
PPL	PPL	December-94	EPS	QTR	PENNA P&L	1/25/1995	0.245	0.98
PSD	PSD	December-94	EPS	QTR	PUGET SOUND P&L	2/10/1995	0.61	1.86
SCG	SCG	December-94	EPS	QTR	SCANA CP	2/7/1995	0.23	1.725
SO	SO	December-94	EPS	QTR	SOUTHN CO	1/16/1995	0.27	1.61
TXU	TXU	December-94	EPS	QTR	TEXAS UTILS CO	2/17/1995	0.08	1.205
WEC	WPC	December-94	EPS	QTR	WISCONSIN ENERGY	1/25/1995	0.58	2.09
WPS	WPS	December-94	EPS	QTR	WPS RESOURCES CP	1/26/1995	0.46	2.21
AEP	AEP	March-95	EPS	QTR	AMERN ELEC PWR	4/20/1995	0.8	2.68
D	D	March-95	EPS	QTR	DOMINION RES INC	4/21/1995	0.63	2.59
DTE	DTE	March-95	EPS	QTR	DETROIT EDISON	4/24/1995	0.73	2.68
DUK	DUK	March-95	EPS	QTR	DUKE POWER CO	4/25/1995	0.46	1.505
ED	ED	March-95	EPS	QTR	CONSOL EDISON	4/25/1995	0.82	3.03
EDE	EDE	March-95	EPS	QTR	EMPIRE DIST ELEC	4/13/1995	0.28	1.33
ETR	MSU	March-95	EPS	QTR	ENTERGY CP	5/2/1995	0.26	2.27
HE	HE	March-95	EPS	QTR	HAWAIIAN ELEC	4/25/1995	0.31	1.39
IDA	IDA	March-95	EPS	QTR	IDAHO POWER CO	4/24/1995	0.5	1.86
MDU	MDU	March-95	EPS	QTR	MDU RESOURCES GP	4/25/1995	0.1047	0.3911
NI	NI	March-95	EPS	QTR	NIPSCO IND INC	4/26/1995	0.46	1.205
NU	NU	March-95	EPS	QTR	NORTHEAST UTILS	4/25/1995	0.69	2.22
OGE	OGE	March-95	EPS	QTR	OKLAHOMA G&E	4/25/1995	-0.02	1.475
OTTR	OTTR	March-95	EPS	QTR	OTTER TAIL PWR	4/20/1995	0.365	1.145
PGN	PGN	March-95	EPS	QTR	PORTLAND GEN CP	4/21/1995	0.69	1.77
PNM	PNM	March-95	EPS	QTR	PUB SVC N MEX	4/27/1995	0.2667	0.9867
PNW	AZP	March-95	EPS	QTR	PINNACLE WST CAP	4/19/1995	0.28	2.03
POM	POM	March-95	EPS	QTR	POTOMAC ELEC	4/26/1995	-0.03	1.67
PPL	PPL	March-95	EPS	QTR	PENNA P&L	4/26/1995	0.33	0.96
PSD	PSD	March-95	EPS	QTR	PUGET SOUND P&L	4/20/1995	0.7	1.82
SCG	SCG	March-95	EPS	QTR	SCANA CP	4/24/1995	0.485	1.675
SO	SO	March-95	EPS	QTR	SOUTHN CO	4/26/1995	0.31	1.61
TXU	TXU	March-95	EPS	QTR	TEXAS UTILS CO	4/19/1995	0.165	1.22
WEC	WPC	March-95	EPS	QTR	WISCONSIN ENERGY	4/26/1995	0.57	2.03
WPS	WPS	March-95	EPS	QTR	WPS RESOURCES CP	4/28/1995	0.85	2.16
AEP	AEP	June-95	EPS	QTR	AMERN ELEC PWR	7/28/1995	0.52	2.64
D	D	June-95	EPS	QTR	DOMINION RES INC	7/21/1995	0.45	2.41
DTE	DTE	June-95	EPS	QTR	DETROIT EDISON	7/24/1995	0.58	2.72
DUK	DUK	June-95	EPS	QTR	DUKE POWER CO	7/24/1995	0.305	1.53
ED	ED	June-95	EPS	QTR	CONSOL EDISON	7/25/1995	0.29	2.99
EDE	EDE	June-95	EPS	QTR	EMPIRE DIST ELEC	7/27/1995	0.21	1.31
ETR	MSU	June-95	EPS	QTR	ENTERGY CP	8/1/1995	0.73	2.31

HE	HE	June-95 EPS	QTR	HAWAIIAN ELEC	7/18/1995	0.325	1.4
IDA	IDA	June-95 EPS	QTR	IDAHO POWER CO	7/24/1995	0.41	1.86
MDU	MDU	June-95 EPS	QTR	MDU RESOURCES GP	7/26/1995	0.0889	0.4227
NI	NI	June-95 EPS	QTR	NIPSCO IND INC	7/27/1995	0.205	1.255
NU	NU	June-95 EPS	QTR	NORTHEAST UTILS	7/25/1995	0.34	2.07
OGE	OGE	June-95 EPS	QTR	OKLAHOMA G&E	7/24/1995	0.295	1.39
OTTR	OTTR	June-95 EPS	QTR	OTTER TAIL PWR	7/19/1995	0.21	1.14
PGN	PGN	June-95 EPS	QTR	PORTLAND GEN CP	7/25/1995	0.64	2.06
PNM	PNM	June-95 EPS	QTR	PUB SVC N MEX	7/27/1995	0.1533	0.96
PNW	AZP	June-95 EPS	QTR	PINNACLE WST CAP	7/20/1995	0.48	1.95
POM	POM	June-95 EPS	QTR	POTOMAC ELEC	8/4/1995	0.46	1.62
PPL	PPL	June-95 EPS	QTR	PP&L RESOURCES	7/26/1995	0.14	0.945
PSD	PSD	June-95 EPS	QTR	PUGET SOUND P&L	7/20/1995	0.3	1.8
SCG	SCG	June-95 EPS	QTR	SCANA CP	7/26/1995	0.16	1.525
SO	SO	June-95 EPS	QTR	SOUTHN CO	7/26/1995	0.4	1.62
TXU	TXU	June-95 EPS	QTR	TEXAS UTILS CO	8/4/1995	0.33	1.225
WEC	WPC	June-95 EPS	QTR	WISCONSIN ENERGY	7/26/1995	0.47	2.1
WPS	WPS	June-95 EPS	QTR	WPS RESOURCES CP	7/26/1995	0.24	2.09
AEP	AEP	September-95 EPS	QTR	AMERN ELEC PWR	10/18/1995	0.93	2.81
D	D	September-95 EPS	QTR	DOMINION RES INC	10/23/1995	1.26	2.73
DTE	DTE	September-95 EPS	QTR	DETROIT EDISON	10/23/1995	1.05	2.97
DUK	DUK	September-95 EPS	QTR	DUKE POWER CO	10/24/1995	0.69	1.655
ED	ED	September-95 EPS	QTR	CONSOL EDISON	10/24/1995	1.38	2.96
EDE	EDE	September-95 EPS	QTR	EMPIRE DIST ELEC	10/26/1995	0.26	1.01
ETR	MSU	September-95 EPS	QTR	ENTERGY CP	10/23/1995	1.16	2.42
HE	HE	September-95 EPS	QTR	HAWAIIAN ELEC	10/17/1995	0.43	1.43
IDA	IDA	September-95 EPS	QTR	IDAHO POWER CO	10/23/1995	0.58	2.06
MDU	MDU	September-95 EPS	QTR	MDU RESOURCES GP	10/24/1995	0.1067	0.403
NI	NI	September-95 EPS	QTR	NIPSCO IND INC	10/26/1995	0.28	1.32
NU	NU	September-95 EPS	QTR	NORTHEAST UTILS	10/24/1995	0.71	2.26
OGE	OGE	September-95 EPS	QTR	OKLAHOMA G&E	10/23/1995	1.195	1.525
OTTR	OTTR	September-95 EPS	QTR	OTTER TAIL PWR	10/20/1995	0.295	1.195
PGN	PGN	September-95 EPS	QTR	PORTLAND GEN CP	10/25/1995	0.53	2.35
PNM	PNM	September-95 EPS	QTR	PUB SVC N MEX	10/24/1995	0.3467	0.9867
PNW	AZP	September-95 EPS	QTR	PINNACLE WST CAP	10/18/1995	1.31	2.18
POM	POM	September-95 EPS	QTR	POTOMAC ELEC	10/26/1995	1.2	1.71
PPL	PPL	September-95 EPS	QTR	PP&L RESOURCES	10/13/1995	0.275	0.99
PSD	PSD	September-95 EPS	QTR	PUGET SOUND P&L	10/20/1995	0.24	1.85
SCG	SCG	September-95 EPS	QTR	SCANA CP	10/17/1995	0.69	1.565
SO	SO	September-95 EPS	QTR	SOUTHN CO	10/25/1995	0.71	1.69
TXU	TXU	September-95 EPS	QTR	TEXAS UTILS CO	10/13/1995	0.795	1.37
WEC	WPC	September-95 EPS	QTR	WISCONSIN ENERGY	10/25/1995	0.53	2.15
WPS	WPS	September-95 EPS	QTR	WPS RESOURCES CP	10/30/1995	0.73	2.28
AEP	AEP	December-95 EPS	QTR	AMERN ELEC PWR	1/22/1996	0.7	2.95
D	D	December-95 EPS	QTR	DOMINION RES INC	1/26/1996	0.59	2.93
DTE	DTE	December-95 EPS	QTR	DETROIT EDISON	1/22/1996	0.73	3.09
DUK	DUK	December-95 EPS	QTR	DUKE POWER CO	1/23/1996	0.255	1.71
ED	ED	December-95 EPS	QTR	CONSOL EDISON	1/23/1996	0.44	2.93
EDE	EDE	December-95 EPS	QTR	EMPIRE DIST ELEC	1/25/1996	0.16	0.91
ETR	MSU	December-95 EPS	QTR	ENTERGY CP	2/15/1996	0.21	2.36
HE	HE	December-95 EPS	QTR	HAWAIIAN ELEC	1/26/1996	0.265	1.33
IDA	IDA	December-95 EPS	QTR	IDAHO POWER CO	1/31/1996	0.61	2.1
MDU	MDU	December-95 EPS	QTR	MDU RESOURCES GP	1/25/1996	0.1244	0.4247
NI	NI	December-95 EPS	QTR	NIPSCO IND INC	1/30/1996	0.405	1.35
NU	NU	December-95 EPS	QTR	NORTHEAST UTILS	1/23/1996	0.51	2.25
OGE	OGE	December-95 EPS	QTR	OKLAHOMA G&E	1/29/1996	0.055	1.525
OTTR	OTTR	December-95 EPS	QTR	OTTER TAIL PWR	1/24/1996	0.32	1.19
PGN	PGN	December-95 EPS	QTR	PORTLAND GEN CP	1/25/1996	0.71	2.57
PNM	PNM	December-95 EPS	QTR	PUB SVC N MEX	1/26/1996	0.16	0.9267
PNW	AZP	December-95 EPS	QTR	PINNACLE WST CAP	1/17/1996	0.21	2.28
POM	POM	December-95 EPS	QTR	POTOMAC ELEC	1/25/1996	0.04	1.67
PPL	PPL	December-95 EPS	QTR	PP&L RESOURCES	1/24/1996	0.225	0.97
PSD	PSD	December-95 EPS	QTR	PUGET SOUND P&L	2/12/1996	0.65	1.89
SCG	SCG	December-95 EPS	QTR	SCANA CP	2/8/1996	0.36	1.695
SO	SO	December-95 EPS	QTR	SOUTHN CO	1/15/1996	0.24	1.66
TXU	TXU	December-95 EPS	QTR	TEXAS UTILS CO	2/16/1996	0.175	1.465
WEC	WPC	December-95 EPS	QTR	WISCONSIN ENERGY	1/31/1996	0.56	2.13
WPS	WPS	December-95 EPS	QTR	WPS RESOURCES CP	1/26/1996	0.55	2.37
AEP	AEP	March-96 EPS	QTR	AMERN ELEC PWR	4/22/1996	0.96	3.11
D	D	March-96 EPS	QTR	DOMINION RES INC	4/19/1996	0.87	3.17
DTE	DTE	March-96 EPS	QTR	DTE ENERGY	4/22/1996	0.75	3.11
DUK	DUK	March-96 EPS	QTR	DUKE POWER CO	4/19/1996	0.44	1.69
ED	ED	March-96 EPS	QTR	CONS EDISON CO	4/23/1996	0.78	2.89
EDE	EDE	March-96 EPS	QTR	EMPIRE DIST ELEC	4/25/1996	0.2	0.83
ETR	MSU	March-96 EPS	QTR	ENTERGY CP	4/23/1996	0.38	2.48
HE	HE	March-96 EPS	QTR	HAWAIIAN ELEC	4/23/1996	0.315	1.335
IDA	IDA	March-96 EPS	QTR	IDAHO POWER CO	4/22/1996	0.75	2.35
MDU	MDU	March-96 EPS	QTR	MDU RESOURCES GP	4/23/1996	0.1333	0.4533
NI	NI	March-96 EPS	QTR	NIPSCO IND INC	4/29/1996	0.54	1.43

NU	NU	March-96 EPS	QTR	NORTHEAST UTILS	4/24/1996	0.51	2.07
OGE	OGE	March-96 EPS	QTR	OKLAHOMA G&E	4/22/1996	0	1.545
OTTR	OTTR	March-96 EPS	QTR	OTTER TAIL PWR	4/19/1996	0.42	1.245
PGN	PGN	March-96 EPS	QTR	PORTLAND GEN CP	4/18/1996	0.97	2.85
PNM	PNM	March-96 EPS	QTR	PUB SVC N MEX	4/25/1996	0.3867	1.0467
PNW	AZP	March-96 EPS	QTR	PINNACLE WST CAP	4/18/1996	0.4	2.4
POM	POM	March-96 EPS	QTR	POTOMAC ELEC	4/24/1996	0.09	1.79
PPL	PPL	March-96 EPS	QTR	PP&L RESOURCES	4/24/1996	0.365	1.005
PSD	PSD	March-96 EPS	QTR	PUGET SOUND P&L	4/22/1996	0.67	1.86
SCG	SCG	March-96 EPS	QTR	SCANA CP	4/22/1996	0.61	1.82
SO	SO	March-96 EPS	QTR	SOUTHN CO	4/24/1996	0.35	1.7
TXU	TXU	March-96 EPS	QTR	TEXAS UTILS CO	4/26/1996	0.28	1.58
WEC	WPC	March-96 EPS	QTR	WISCONSIN ENERGY	4/24/1996	0.57	2.13
WPS	WPS	March-96 EPS	QTR	WPS RESOURCES CP	4/24/1996	0.98	2.5
AEP	AEP	June-96 EPS	QTR	AMERN ELEC PWR	7/18/1996	0.6	3.19
D	D	June-96 EPS	QTR	DOMINION RES INC	7/19/1996	0.6	3.32
DTE	DTE	June-96 EPS	QTR	DTE ENERGY	7/22/1996	0.54	3.07
DUK	DUK	June-96 EPS	QTR	DUKE POWER CO	7/22/1996	0.355	1.74
ED	ED	June-96 EPS	QTR	CONS EDISON CO	7/23/1996	0.28	2.88
EDE	EDE	June-96 EPS	QTR	EMPIRE DIST ELEC	7/25/1996	0.14	0.76
ETR	MSU	June-96 EPS	QTR	ENTERGY CP	7/30/1996	0.82	2.57
HE	HE	June-96 EPS	QTR	HAWAIIAN ELEC	7/16/1996	0.355	1.365
IDA	IDA	June-96 EPS	QTR	IDAHO POWER CO	7/22/1996	0.56	2.5
MDU	MDU	June-96 EPS	QTR	MDU RESOURCES GP	7/24/1996	0.0889	0.4533
NI	NI	June-96 EPS	QTR	NIPSCO IND INC	7/30/1996	0.19	1.415
NU	NU	June-96 EPS	QTR	NORTHEAST UTILS	7/23/1996	0.09	1.82
OGE	OGE	June-96 EPS	QTR	OKLAHOMA G&E	7/22/1996	0.43	1.68
OTTR	OTTR	June-96 EPS	QTR	OTTER TAIL PWR	7/19/1996	0.24	1.275
PGN	PGN	June-96 EPS	QTR	PORTLAND GEN CP	7/19/1996	0.66	2.87
PNM	PNM	June-96 EPS	QTR	PUB SVC N MEX	7/22/1996	0.2133	1.1067
PNW	AZP	June-96 EPS	QTR	PINNACLE WST CAP	7/18/1996	0.7	2.62
POM	POM	June-96 EPS	QTR	POTOMAC ELEC	7/25/1996	0.57	1.9
PPL	PPL	June-96 EPS	QTR	PP&L RESOURCES	7/24/1996	0.19	1.055
PSD	PSD	June-96 EPS	QTR	PUGET SOUND P&L	7/22/1996	0.28	1.84
SCG	SCG	June-96 EPS	QTR	SCANA CP	7/25/1996	0.37	2.03
SO	SO	June-96 EPS	QTR	SOUTHN CO	7/24/1996	0.43	1.73
TXU	TXU	June-96 EPS	QTR	TEXAS UTILS CO	7/26/1996	0.45	1.7
WEC	WPC	June-96 EPS	QTR	WISCONSIN ENERGY	7/24/1996	0.41	2.07
WPS	WPS	June-96 EPS	QTR	WPS RESOURCES CP	7/24/1996	0.42	2.68
AEP	AEP	September-96 EPS	QTR	AMERN ELEC PWR	10/23/1996	0.87	3.13
D	D	September-96 EPS	QTR	DOMINION RES INC	10/18/1996	0.93	2.99
DTE	DTE	September-96 EPS	QTR	DTE ENERGY	10/28/1996	0.98	3
DUK	DUK	September-96 EPS	QTR	DUKE POWER CO	10/22/1996	0.625	1.675
ED	ED	September-96 EPS	QTR	CONS EDISON CO	10/22/1996	1.38	2.88
EDE	EDE	September-96 EPS	QTR	EMPIRE DIST ELEC	10/24/1996	0.64	1.14
ETR	MSU	September-96 EPS	QTR	ENTERGY CP	10/24/1996	1.1	2.51
HE	HE	September-96 EPS	QTR	HAWAIIAN ELEC	10/15/1996	0.42	1.355
IDA	IDA	September-96 EPS	QTR	IDAHO POWER CO	10/22/1996	0.46	2.38
MDU	MDU	September-96 EPS	QTR	MDU RESOURCES GP	10/23/1996	0.1244	0.471
NI	NI	September-96 EPS	QTR	NIPSCO IND INC	10/24/1996	0.28	1.415
NU	NU	September-96 EPS	QTR	NORTHEAST UTILS	10/22/1996	0.01	1.12
OGE	OGE	September-96 EPS	QTR	OKLAHOMA G&E	10/21/1996	1.11	1.595
OTTR	OTTR	September-96 EPS	QTR	OTTER TAIL PWR	10/18/1996	0.25	1.23
PGN	PGN	September-96 EPS	QTR	PORTLAND GEN CP	10/17/1996	0.61	2.95
PNM	PNM	September-96 EPS	QTR	PUB SVC N MEX	10/18/1996	0.3133	1.0733
PNW	AZP	September-96 EPS	QTR	PINNACLE WST CAP	10/23/1996	1.39	2.7
POM	POM	September-96 EPS	QTR	POTOMAC ELEC	10/24/1996	1.14	1.84
PPL	PPL	September-96 EPS	QTR	PP&L RESOURCES	10/23/1996	0.265	1.045
PSD	PSD	September-96 EPS	QTR	PUGET SOUND P&L	10/22/1996	0.26	1.86
SCG	SCG	September-96 EPS	QTR	SCANA CP	10/22/1996	0.66	2
SO	SO	September-96 EPS	QTR	SOUTHN CO	10/23/1996	0.69	1.71
TXU	TXU	September-96 EPS	QTR	TEXAS UTILS CO	10/25/1996	0.795	1.7
WEC	WPC	September-96 EPS	QTR	WISCONSIN ENERGY	10/30/1996	0.48	2.02
WPS	WPS	September-96 EPS	QTR	WPS RESOURCES CP	10/23/1996	0.43	2.38
AEP	AEP	December-96 EPS	QTR	AMERN ELEC PWR	1/29/1997	0.71	3.14
D	D	December-96 EPS	QTR	DOMINION RES INC	1/24/1997	0.59	2.99
DTE	DTE	December-96 EPS	QTR	DTE ENERGY	1/27/1997	0.54	2.81
DUK	DUK	December-96 EPS	QTR	DUKE POWER CO	1/23/1997	0.265	1.685
ED	ED	December-96 EPS	QTR	CONS EDISON CO	1/28/1997	0.49	2.93
EDE	EDE	December-96 EPS	QTR	EMPIRE DIST ELEC	1/23/1997	0.23	1.21
ETR	MSU	December-96 EPS	QTR	ENTERGY CP	2/13/1997	0.18	2.48
HE	HE	December-96 EPS	QTR	HAWAIIAN ELEC	1/27/1997	0.345	1.435
IDA	IDA	December-96 EPS	QTR	IDAHO POWER CO	1/31/1997	0.44	2.21
MDU	MDU	December-96 EPS	QTR	MDU RESOURCES GP	1/24/1997	0.157	0.5036
NI	NI	December-96 EPS	QTR	NIPSCO IND INC	1/30/1997	0.425	1.435
NU	NU	December-96 EPS	QTR	NORTHEAST UTILS	1/28/1997	-0.02	0.59
OGE	OGE	December-96 EPS	QTR	OKLAHOMA G&E	1/27/1997	0.085	1.625
OTTR	OTTR	December-96 EPS	QTR	OTTER TAIL PWR	1/27/1997	0.32	1.23
PGN	PGN	December-96 EPS	QTR	PORTLAND GEN CP	1/21/1997	0.76	3

PNM	PNM	December-96	EPS	QTR	PUB SVC N MEX	1/27/1997	0.2	1.1133
PNW	AZP	December-96	EPS	QTR	PINNACLE WST CAP	1/22/1997	-0.08	2.41
POM	POM	December-96	EPS	QTR	POTOMAC ELEC	1/23/1997	0.06	1.86
PPL	PPL	December-96	EPS	QTR	PP&L RESOURCES	1/22/1997	0.225	1.045
PSD	PSD	December-96	EPS	QTR	PUGET SOUND P&L	2/12/1997	0.68	1.89
SCG	SCG	December-96	EPS	QTR	SCANA CP	2/10/1997	0.36	2
SO	SO	December-96	EPS	QTR	SOUTHN CO	1/20/1997	0.21	1.68
TXU	TXU	December-96	EPS	QTR	TEXAS UTILS CO	2/21/1997	0.15	1.675
WEC	WPC	December-96	EPS	QTR	WISCONSIN ENERGY	1/29/1997	0.51	1.97
WPS	WPS	December-96	EPS	QTR	WPS RESOURCES CP	1/28/1997	0.52	2.35
AEP	AEP	March-97	EPS	QTR	AMERN ELEC PWR	4/23/1997	0.92	3.1
D	D	March-97	EPS	QTR	DOMINION RES INC	4/18/1997	0.93	3.05
DTE	DTE	March-97	EPS	QTR	DTE ENERGY	4/28/1997	0.49	2.55
DUK	DUK	March-97	EPS	QTR	DUKE POWER CO	4/22/1997	0.41	1.655
ED	ED	March-97	EPS	QTR	CONS EDISON CO	4/22/1997	0.69	2.84
EDE	EDE	March-97	EPS	QTR	EMPIRE DIST ELEC	4/24/1997	0.15	1.16
ETR	MSU	March-97	EPS	QTR	ENTERGY CP	5/1/1997	0.47	2.57
HE	HE	March-97	EPS	QTR	HAWAIIAN ELEC	4/22/1997	0.32	1.44
IDA	IDA	March-97	EPS	QTR	IDAHO POWER CO	4/22/1997	0.77	2.23
MDU	MDU	March-97	EPS	QTR	MDU RESOURCES GP	4/22/1997	0.1481	0.5184
NI	NI	March-97	EPS	QTR	NIPSCO IND INC	4/29/1997	0.59	1.485
NU	NU	March-97	EPS	QTR	NORTHEAST UTILS	4/22/1997	0.14	0.22
OGE	OGE	March-97	EPS	QTR	OGE ENERGY CORP	4/28/1997	-0.01	1.615
OTTR	OTTR	March-97	EPS	QTR	OTTER TAIL PWR	4/21/1997	0.425	1.235
PGN	PGN	March-97	EPS	QTR	PORTLAND GEN CP	4/18/1997	0.82	2.85
PNM	PNM	March-97	EPS	QTR	PUB SVC N MEX	4/21/1997	0.42	1.1466
PNW	AZP	March-97	EPS	QTR	PINNACLE WST CAP	4/29/1997	0.29	2.3
POM	POM	March-97	EPS	QTR	POTOMAC ELEC	4/18/1997	0.16	1.93
PPL	PPL	March-97	EPS	QTR	PP&L RESOURCES	4/23/1997	0.36	1.04
PSD	PSD	March-97	EPS	QTR	PUGET SOUND ENGY	5/5/1997	0.75	1.97
SCG	SCG	March-97	EPS	QTR	SCANA CP	4/21/1997	0.54	1.93
SO	SO	March-97	EPS	QTR	SOUTHN CO	4/23/1997	0.28	1.61
TXU	TXU	March-97	EPS	QTR	TEXAS UTILS CO	4/25/1997	0.255	1.65
WEC	WPC	March-97	EPS	QTR	WISCONSIN ENERGY	4/30/1997	0.4	1.8
WPS	WPS	March-97	EPS	QTR	WPS RESOURCES CP	4/23/1997	0.76	2.13
AEP	AEP	June-97	EPS	QTR	AMERN ELEC PWR	7/23/1997	0.64	3.14
D	D	June-97	EPS	QTR	DOMINION RES INC	7/21/1997	0.46	2.91
DTE	DTE	June-97	EPS	QTR	DTE ENERGY	7/28/1997	0.59	2.6
DUK	DUK	June-97	EPS	QTR	DUKE ENERGY CORP	7/23/1997	0.315	1.615
ED	ED	June-97	EPS	QTR	CONS EDISON CO	7/22/1997	0.18	2.74
EDE	EDE	June-97	EPS	QTR	EMPIRE DIST ELEC	7/24/1997	0.12	1.14
ETR	MSU	June-97	EPS	QTR	ENTERGY CP	8/1/1997	0.6	2.35
HE	HE	June-97	EPS	QTR	HAWAIIAN ELEC	7/15/1997	0.315	1.4
IDA	IDA	June-97	EPS	QTR	IDAHO POWER CO	7/22/1997	0.52	2.19
MDU	MDU	June-97	EPS	QTR	MDU RESOURCES GP	7/23/1997	0.0889	0.5184
NI	NI	June-97	EPS	QTR	NIPSCO IND INC	7/30/1997	0.22	1.515
NU	NU	June-97	EPS	QTR	NORTHEAST UTILS	7/22/1997	-0.5	-0.37
OGE	OGE	June-97	EPS	QTR	OGE ENERGY CORP	7/28/1997	0.38	1.565
OTTR	OTTR	June-97	EPS	QTR	OTTER TAIL PWR	7/23/1997	0.205	1.2
PNM	PNM	June-97	EPS	QTR	PUB SVC N MEX	7/17/1997	0.2267	1.16
PNW	AZP	June-97	EPS	QTR	PINNACLE WST CAP	7/23/1997	0.79	2.39
POM	POM	June-97	EPS	QTR	POTOMAC ELEC	8/13/1997	0.39	1.75
PPL	PPL	June-97	EPS	QTR	PP&L RESOURCES	7/23/1997	0.195	1.045
PSD	PSD	June-97	EPS	QTR	PUGET SOUND ENGY	8/1/1997	0.17	1.86
SCG	SCG	June-97	EPS	QTR	SCANA CP	7/23/1997	0.28	1.84
SO	SO	June-97	EPS	QTR	SOUTHN CO	7/24/1997	0.31	1.49
TXU	TXU	June-97	EPS	QTR	TEXAS UTILS CO	7/25/1997	0.36	1.56
WEC	WPC	June-97	EPS	QTR	WISCONSIN ENERGY	7/30/1997	0.25	1.64
WPS	WPS	June-97	EPS	QTR	WPS RESOURCES CP	7/23/1997	0.4	2.11
AEP	AEP	September-97	EPS	QTR	AMERN ELEC PWR	10/27/1997	1.07	3.34
D	D	September-97	EPS	QTR	DOMINION RES INC	10/17/1997	1.12	3.1
DTE	DTE	September-97	EPS	QTR	DTE ENERGY	10/27/1997	0.91	2.53
DUK	DUK	September-97	EPS	QTR	DUKE ENERGY CORP	10/21/1997	0.48	1.47
ED	ED	September-97	EPS	QTR	CONS EDISON CO	10/28/1997	1.49	2.85
EDE	EDE	September-97	EPS	QTR	EMPIRE DIST ELEC	10/23/1997	0.73	1.23
ETR	MSU	September-97	EPS	QTR	ENTERGY CP	10/20/1997	1.05	2.3
HE	HE	September-97	EPS	QTR	HAWAIIAN ELEC	10/16/1997	0.385	1.365
IDA	IDA	September-97	EPS	QTR	IDAHO POWER CO	10/23/1997	0.52	2.25
MDU	MDU	September-97	EPS	QTR	MDU RESOURCES GP	10/23/1997	0.1422	0.5362
NI	NI	September-97	EPS	QTR	NIPSCO IND INC	10/30/1997	0.285	1.52
NU	NU	September-97	EPS	QTR	NORTHEAST UTILS	10/27/1997	-0.4	-0.78
OGE	OGE	September-97	EPS	QTR	OGE ENERGY CORP	10/27/1997	1.1	1.555
OTTR	OTTR	September-97	EPS	QTR	OTTER TAIL PWR	10/17/1997	0.31	1.26
PNM	PNM	September-97	EPS	QTR	PUB SVC N MEX	10/17/1997	0.3867	1.2334
PNW	AZP	September-97	EPS	QTR	PINNACLE WST CAP	10/17/1997	1.47	2.47
POM	POM	September-97	EPS	QTR	POTOMAC ELEC	10/23/1997	1.11	1.72
PPL	PPL	September-97	EPS	QTR	PP&L RESOURCES	10/22/1997	0.24	1.02
PSD	PSD	September-97	EPS	QTR	PUGET SOUND ENGY	10/20/1997	0.11	1.71
SCG	SCG	September-97	EPS	QTR	SCANA CP	10/17/1997	0.69	1.87

SO	SO	September-97	EPS	QTR	SOUTHN CO	10/20/1997	0.72	1.52
TXU	TXU	September-97	EPS	QTR	TEXAS UTILS CO	10/17/1997	0.845	1.61
WEC	WPC	September-97	EPS	QTR	WISCONSIN ENERGY	10/22/1997	0.21	1.37
WPS	WPS	September-97	EPS	QTR	WPS RESOURCES CP	10/20/1997	0.54	2.22
AEP	AEP	December-97	EPS	QTR	AMERN ELEC PWR	1/28/1998	0.66	3.29
D	D	December-97	EPS	QTR	DOMINION RES INC	1/23/1998	0.53	3.04
DTE	DTE	December-97	EPS	QTR	DTE ENERGY	1/26/1998	0.89	2.88
DUK	DUK	December-97	EPS	QTR	DUKE ENERGY CORP	1/21/1998	0.205	1.41
ED	ED	December-97	EPS	QTR	CONS EDISON CO	1/27/1998	0.59	2.95
EDE	EDE	December-97	EPS	QTR	EMPIRE DIST ELEC	1/22/1998	0.28	1.28
ETR	MSU	December-97	EPS	QTR	ENTERGY CP	3/6/1998	0.12	2.24
FE	OEC	December-97	EPS	QTR	FIRSTENERGY CORP	1/20/1998	0.53	
HE	HE	December-97	EPS	QTR	HAWAIIAN ELEC	1/20/1998	0.4	1.42
IDA	IDA	December-97	EPS	QTR	IDAHO POWER CO	2/2/1998	0.51	2.32
MDU	MDU	December-97	EPS	QTR	MDU RESOURCES GP	1/23/1998	0.1719	0.5511
NI	NI	December-97	EPS	QTR	NIPSCO IND INC	1/29/1998	0.44	1.535
NU	NU	December-97	EPS	QTR	NORTHEAST UTILS	1/27/1998	-0.29	-1.05
OGE	OGE	December-97	EPS	QTR	OGE ENERGY CORP	1/26/1998	0.145	1.615
OTTR	OTTR	December-97	EPS	QTR	OTTER TAIL PWR	2/2/1998	0.335	1.275
PNM	PNM	December-97	EPS	QTR	PUB SVC N MEX	1/27/1998	0.2733	1.3067
PNW	AZP	December-97	EPS	QTR	PINNACLE WST CAP	1/21/1998	0.21	2.76
POM	POM	December-97	EPS	QTR	POTOMAC ELEC	1/22/1998	0.02	1.68
PPL	PPL	December-97	EPS	QTR	PP&L RESOURCES	1/23/1998	0.22	1.015
PSD	PSD	December-97	EPS	QTR	PUGET SOUND ENGY	2/20/1998	0.52	1.55
SCG	SCG	December-97	EPS	QTR	SCANA CP	2/9/1998	0.39	1.9
SO	SO	December-97	EPS	QTR	SOUTHN CO	1/20/1998	0.28	1.59
TXU	TXU	December-97	EPS	QTR	TEXAS UTILS CO	2/20/1998	0.195	1.655
WEC	WPC	December-97	EPS	QTR	WISCONSIN ENERGY	1/29/1998	0.18	1.04
WPS	WPS	December-97	EPS	QTR	WPS RESOURCES CP	1/29/1998	0.5	2.2
AEE	UEP	March-98	EPS	QTR	AMEREN CP	4/24/1998	0.29	
AEP	AEP	March-98	EPS	QTR	AMERN ELEC PWR	4/21/1998	0.79	3.16
D	D	March-98	EPS	QTR	DOMINION RES INC	4/17/1998	0.72	2.83
DTE	DTE	March-98	EPS	QTR	DTE ENERGY	4/27/1998	0.72	3.11
DUK	DUK	March-98	EPS	QTR	DUKE ENERGY CORP	4/22/1998	0.445	1.445
ED	ED	March-98	EPS	QTR	CONS EDISON INC	4/28/1998	0.73	2.99
EDE	EDE	March-98	EPS	QTR	EMPIRE DIST ELEC	4/23/1998	0.16	1.29
ETR	MSU	March-98	EPS	QTR	ENTERGY CP	4/28/1998	0.2	1.97
FE	OEC	March-98	EPS	QTR	FIRSTENERGY CORP	4/21/1998	0.56	
HE	HE	March-98	EPS	QTR	HAWAIIAN ELEC	4/28/1998	0.345	1.445
IDA	IDA	March-98	EPS	QTR	IDAHO POWER CO	4/29/1998	0.75	2.3
MDU	MDU	March-98	EPS	QTR	MDU RESOURCES GP	5/5/1998	0.1719	0.5749
NI	NI	March-98	EPS	QTR	NIPSCO IND INC	4/29/1998	0.48	1.425
NU	NU	March-98	EPS	QTR	NORTHEAST UTILS	4/28/1998	-0.13	-1.32
OGE	OGE	March-98	EPS	QTR	OGE ENERGY CORP	4/27/1998	-0.015	1.61
OTTR	OTTR	March-98	EPS	QTR	OTTER TAIL PWR	8/6/1998	0.22	1.07
PNM	PNM	March-98	EPS	QTR	PUB SVC N MEX	4/17/1998	0.3333	1.22
PNW	AZP	March-98	EPS	QTR	PINNACLE WST CAP	4/22/1998	0.36	2.83
POM	POM	March-98	EPS	QTR	POTOMAC ELEC	4/22/1998	0.03	1.55
PPL	PPL	March-98	EPS	QTR	PP&L RESOURCES	4/24/1998	0.3	0.955
PSD	PSD	March-98	EPS	QTR	PUGET SOUND ENGY	4/23/1998	0.74	1.54
SCG	SCG	March-98	EPS	QTR	SCANA CP	4/20/1998	0.55	1.91
SO	SO	March-98	EPS	QTR	SOUTHN CO	4/20/1998	0.35	1.66
TXU	TXU	March-98	EPS	QTR	TEXAS UTILS CO	4/24/1998	0.255	1.655
WEC	WPC	March-98	EPS	QTR	WISCONSIN ENERGY	4/27/1998	0.43	1.07
WPS	WPS	March-98	EPS	QTR	WPS RESOURCES CP	4/22/1998	0.72	2.16
AEE	UEP	June-98	EPS	QTR	AMEREN CP	7/23/1998	0.61	
AEP	AEP	June-98	EPS	QTR	AMERN ELEC PWR	7/21/1998	0.62	3.14
D	D	June-98	EPS	QTR	DOMINION RES INC	7/20/1998	0.61	2.98
DTE	DTE	June-98	EPS	QTR	DTE ENERGY	7/21/1998	0.69	3.21
DUK	DUK	June-98	EPS	QTR	DUKE ENERGY CORP	7/22/1998	0.38	1.51
ED	ED	June-98	EPS	QTR	CONS EDISON INC	7/28/1998	0.26	3.07
EDE	EDE	June-98	EPS	QTR	EMPIRE DIST ELEC	7/23/1998	0.33	1.5
ETR	MSU	June-98	EPS	QTR	ENTERGY CP	8/3/1998	0.83	2.2
FE	OEC	June-98	EPS	QTR	FIRSTENERGY CORP	7/21/1998	0.27	
HE	HE	June-98	EPS	QTR	HAWAIIAN ELEC	7/21/1998	0.35	1.48
IDA	IDA	June-98	EPS	QTR	IDAHO POWER CO	7/24/1998	0.54	2.32
LNT	WPL	June-98	EPS	QTR	INTERSTATE ENER	7/30/1998	0.16	
MDU	MDU	June-98	EPS	QTR	MDU RESOURCES GP	7/24/1998	0.12	0.606
NI	NI	June-98	EPS	QTR	NIPSCO IND INC	7/30/1998	0.24	1.445
NU	NU	June-98	EPS	QTR	NORTHEAST UTILS	7/28/1998	0.05	-0.77
OGE	OGE	June-98	EPS	QTR	OGE ENERGY CORP	7/27/1998	0.59	1.82
OTTR	OTTR	June-98	EPS	QTR	OTTER TAIL PWR	8/6/1998	0.315	1.18
PNM	PNM	June-98	EPS	QTR	PUB SVC N MEX	8/19/1998	0.2333	1.2266
PNW	AZP	June-98	EPS	QTR	PINNACLE WST CAP	7/22/1998	0.57	2.61
POM	POM	June-98	EPS	QTR	POTOMAC ELEC	7/23/1998	0.54	1.7
PPL	PPL	June-98	EPS	QTR	PP&L RESOURCES	8/19/1998	0.175	0.935
PSD	PSD	June-98	EPS	QTR	PUGET SOUND ENGY	7/22/1998	0.19	1.56
SCG	SCG	June-98	EPS	QTR	SCANA CP	7/23/1998	0.4	2.03
SO	SO	June-98	EPS	QTR	SOUTHN CO	7/20/1998	0.39	1.74

TXU	TXU	June-98 EPS	QTR	TEXAS UTILS CO	8/4/1998	0.23	1.525		
WEC	WPC	June-98 EPS	QTR	WISCONSIN ENERGY	7/29/1998	0.25	1.07		
WPS	WPS	June-98 EPS	QTR	WPS RESOURCES CP	7/22/1998	0.41	2.17		
AEE	UEP	September-98 EPS	QTR	AMEREN CP	10/15/1998	1.73			
AEP	AEP	September-98 EPS	QTR	AMERN ELEC PWR	10/27/1998	1.02	3.09		
D	D	September-98 EPS	QTR	DOMINION RES INC	10/16/1998	1.14	3		
DTE	DTE	September-98 EPS	QTR	DTE ENERGY	10/28/1998	0.91	3.21		
DUK	DUK	September-98 EPS	QTR	DUKE ENERGY CORP	10/20/1998	0.59	1.62		
ED	ED	September-98 EPS	QTR	CONS EDISON INC	10/27/1998	1.49	3.07		
EDE	EDE	September-98 EPS	QTR	EMPIRE DIST ELEC	10/22/1998	0.8	1.57		
ETR	MSU	September-98 EPS	QTR	ENTERGY CP	10/16/1998	1.01	2.16		
FE	OEC	September-98 EPS	QTR	FIRSTENERGY CORP	10/19/1998	0.71	2.07		
HE	HE	September-98 EPS	QTR	HAWAIIAN ELEC	10/19/1998	0.295	1.39		
IDA	IDA	September-98 EPS	QTR	IDAHO POWER CO	10/27/1998	0.59	2.39		
LNT	WPL	September-98 EPS	QTR	INTERSTATE ENER	10/28/1998	0.67			
MDU	MDU	September-98 EPS	QTR	MDU RESOURCES GP	10/23/1998	0.1867	0.6505		
NI	NI	September-98 EPS	QTR	NIPSCO IND INC	10/29/1998	0.35	1.51		
NU	NU	September-98 EPS	QTR	NORTHEAST UTILS	10/19/1998	0.11	-0.26		
OGE	OGE	September-98 EPS	QTR	OGE ENERGY CORP	10/26/1998	1.34	2.06		
OTTR	OTTR	September-98 EPS	QTR	OTTER TAIL PWR	11/16/1998	0.395	1.265		
PNM	PNM	September-98 EPS	QTR	PUB SVC N MEX	10/16/1998	0.5533	1.3932		
PNW	AZP	September-98 EPS	QTR	PINNACLE WST CAP	10/16/1998	1.49	2.63		
POM	POM	September-98 EPS	QTR	POTOMAC ELEC	10/16/1998	1.25	1.84		
PPL	PPL	September-98 EPS	QTR	PP&L RESOURCES	10/28/1998	0.27	0.965		
PSD	PSD	September-98 EPS	QTR	PUGET SOUND ENGY	10/29/1998	0.21	1.66		
SCG	SCG	September-98 EPS	QTR	SCANA CP	10/22/1998	0.82	2.16		
SO	SO	September-98 EPS	QTR	SOUTHN CO	10/19/1998	0.74	1.76		
SRE	SDO	September-98 EPS	QTR	SEMPRA ENERGY	10/28/1998	0.4			
TXU	TXU	September-98 EPS	QTR	TEXAS UTILS CO	11/3/1998	0.52	1.2		
WEC	WPC	September-98 EPS	QTR	WISCONSIN ENERGY	10/28/1998	0.5	1.36		
WPS	WPS	September-98 EPS	QTR	WPS RESOURCES CP	10/22/1998	0.45	2.08		
AEE	UEP	December-98 EPS	QTR	AMEREN CP	2/4/1999	0.19	2.82		
AEP	AEP	December-98 EPS	QTR	AMERN ELEC PWR	1/26/1999	0.38	2.81		
D	D	December-98 EPS	QTR	DOMINION RES INC	1/22/1999	0.28	2.75		
DTE	DTE	December-98 EPS	QTR	DTE ENERGY	1/27/1999	0.73	3.05		
DUK	DUK	December-98 EPS	QTR	DUKE ENERGY CORP	1/20/1999	0.3	1.715		
ED	ED	December-98 EPS	QTR	CONS EDISON INC	1/26/1999	0.56	3.04		
EDE	EDE	December-98 EPS	QTR	EMPIRE DIST ELEC	1/29/1999	0.24	1.53		
ETR	MSU	December-98 EPS	QTR	ENTERGY CP	2/18/1999	0.17	2.21		
FE	OEC	December-98 EPS	QTR	FIRSTENERGY CORP	1/19/1999	0.41	1.95		
HE	HE	December-98 EPS	QTR	HAWAIIAN ELEC	1/19/1999	0.33	1.32		
IDA	IDA	December-98 EPS	QTR	IDACORP INC.	1/29/1999	0.49	2.37		
LNT	WPL	December-98 EPS	QTR	INTERSTATE ENER	2/3/1999	0.35			
MDU	MDU	December-98 EPS	QTR	MDU RESOURCES GP	1/22/1999	0.16	0.6386		
NI	NI	December-98 EPS	QTR	NIPSCO IND INC	1/28/1999	0.51	1.58		
NU	NU	December-98 EPS	QTR	NORTHEAST UTILS	2/9/1999	-0.24	-0.21		
OGE	OGE	December-98 EPS	QTR	OGE ENERGY CORP	1/25/1999	0.13	2.045		
OTTR	OTTR	December-98 EPS	QTR	OTTER TAIL PWR	2/9/1999	0.435	1.365		
PNM	PNM	December-98 EPS	QTR	PUB SVC N MEX	1/27/1999	0.2933	1.4132		
PNW	AZP	December-98 EPS	QTR	PINNACLE WST CAP	1/20/1999	0.42	2.84		
POM	POM	December-98 EPS	QTR	POTOMAC ELEC	1/28/1999	-0.02	1.8		
PPL	PPL	December-98 EPS	QTR	PP&L RESOURCES	1/27/1999	0.235	0.98		
PSD	PSD	December-98 EPS	QTR	PUGET SOUND ENGY	2/12/1999	0.71	1.85		
SCG	SCG	December-98 EPS	QTR	SCANA CP	2/8/1999	0.3	2.07		
SO	SO	December-98 EPS	QTR	SOUTHN CO	1/19/1999	0.25	1.73		
SRE	SDO	December-98 EPS	QTR	SEMPRA ENERGY	1/27/1999	0.37			
TXU	TXU	December-98 EPS	QTR	TEXAS UTILS CO	2/19/1999	0.355	1.36		
WEC	WPC	December-98 EPS	QTR	WISCONSIN ENERGY	1/28/1999	0.45	1.63		
WPS	WPS	December-98 EPS	QTR	WPS RESOURCES CP	1/29/1999	0.24	1.82		
AEE	UEP	March-99 EPS	QTR	AMEREN CP	4/20/1999	0.4	2.93	AEE	UEP
AEP	AEP	March-99 EPS	QTR	AMERN ELEC PWR	4/27/1999	0.79	2.81	AEP	AEP
D	D	March-99 EPS	QTR	DOMINION RES INC	4/16/1999	0.72	2.75	D	D
DTE	DTE	March-99 EPS	QTR	DTE ENERGY	4/28/1999	0.79	3.12	DTE	DTE
DUK	DUK	March-99 EPS	QTR	DUKE ENERGY CORP	4/21/1999	0.415	1.685	DUK	DUK
ED	ED	March-99 EPS	QTR	CONS EDISON INC	4/27/1999	0.76	3.07	EAS	NGE
EDE	EDE	March-99 EPS	QTR	EMPIRE DIST ELEC	4/23/1999	0.27	1.64	ED	ED
ETR	MSU	March-99 EPS	QTR	ENTERGY CP	4/22/1999	0.25	2.26	EDE	EDE
FE	OEC	March-99 EPS	QTR	FIRSTENERGY CORP	4/20/1999	0.6	1.99	ETR	MSU
HE	HE	March-99 EPS	QTR	HAWAIIAN ELEC	4/27/1999	0.325	1.3	FE	OEC
IDA	IDA	March-99 EPS	QTR	IDACORP INC.	4/26/1999	0.78	2.4	GXP	KL T
LNT	WPL	March-99 EPS	QTR	INTERSTATE ENER	4/27/1999	0.54	1.72	HE	HE
MDU	MDU	March-99 EPS	QTR	MDU RESOURCES GP	4/27/1999	0.1022	0.5689		
NI	NI	March-99 EPS	QTR	NIPSCO IND INC	4/14/1999	0.62	1.72		
NU	NU	March-99 EPS	QTR	NORTHEAST UTILS	4/27/1999	0.14	0.06		
OGE	OGE	March-99 EPS	QTR	OGE ENERGY CORP	4/26/1999	0.14	2.2		
OTTR	OTTR	March-99 EPS	QTR	OTTER TAIL PWR	4/27/1999	0.365	1.51		
PNM	PNM	March-99 EPS	QTR	PUB SVC N MEX	4/21/1999	0.3733	1.4532		
PNW	AZP	March-99 EPS	QTR	PINNACLE WST CAP	4/21/1999	0.36	2.84		
POM	POM	March-99 EPS	QTR	POTOMAC ELEC	4/28/1999	0.08	1.85		

PPL	PPL	March-99	EPS	QTR	PP&L RESOURCES	4/28/1999	0.365	1.045
PSD	PSD	March-99	EPS	QTR	PUGET SOUND ENGY	4/22/1999	0.79	1.9
SCG	SCG	March-99	EPS	QTR	SCANA CP	4/20/1999	0.36	1.88
SO	SO	March-99	EPS	QTR	SOUTHN CO	4/19/1999	0.32	1.7
SRE	SDO	March-99	EPS	QTR	SEMPRA ENERGY	4/28/1999	0.42	
TXU	TXU	March-99	EPS	QTR	TEXAS UTILS CO	5/5/1999	0.325	1.43
WEC	WPC	March-99	EPS	QTR	WISCONSIN ENERGY	4/27/1999	0.46	1.66
WPS	WPS	March-99	EPS	QTR	WPS RESOURCES CP	4/21/1999	0.86	1.96
AEE	UEP	June-99	EPS	QTR	AMEREN CP	7/27/1999	0.63	2.95
AEP	AEP	June-99	EPS	QTR	AMERN ELEC PWR	7/27/1999	0.56	2.75
D	D	June-99	EPS	QTR	DOMINION RES INC	7/19/1999	0.61	2.75
DTE	DTE	June-99	EPS	QTR	DTE ENERGY	7/28/1999	0.76	3.19
DUK	DUK	June-99	EPS	QTR	DUKE ENERGY CORP	7/22/1999	0.385	1.69
ED	ED	June-99	EPS	QTR	CONS EDISON INC	7/27/1999	0.3	3.11
EDE	EDE	June-99	EPS	QTR	EMPIRE DIST ELEC	7/22/1999	0.16	1.47
ETR	MSU	June-99	EPS	QTR	ENTERGY CP	7/22/1999	0.81	2.24
FE	OEC	June-99	EPS	QTR	FIRSTENERGY CORP	7/20/1999	0.55	2.27
HE	HE	June-99	EPS	QTR	HAWAIIAN ELEC	7/19/1999	0.355	1.305
IDA	IDA	June-99	EPS	QTR	IDACORP INC.	7/29/1999	0.56	2.42
LNT	WPL	June-99	EPS	QTR	ALLIANT ENER	7/27/1999	0.22	1.78
MDU	MDU	June-99	EPS	QTR	MDU RESOURCES GP	7/22/1999	0.1467	0.5956
NI	NI	June-99	EPS	QTR	NISOURCE INC	7/29/1999	0.18	1.66
NU	NU	June-99	EPS	QTR	NORTHEAST UTILS	7/27/1999	0	0.01
OGE	OGE	June-99	EPS	QTR	OGE ENERGY CORP	8/2/1999	0.49	2.1
OTTR	OTTR	June-99	EPS	QTR	OTTER TAIL PWR	7/26/1999	0.275	1.47
PNM	PNM	June-99	EPS	QTR	PUB SVC N MEX	7/21/1999	0.2733	1.4932
PNW	AZP	June-99	EPS	QTR	PINNACLE WST CAP	7/22/1999	0.81	3.08
POM	POM	June-99	EPS	QTR	POTOMAC ELEC	7/22/1999	0.61	1.92
PPL	PPL	June-99	EPS	QTR	PP&L RESOURCES	7/28/1999	0.2	1.07
PSD	PSD	June-99	EPS	QTR	PUGET SOUND ENGY	7/22/1999	0.23	1.94
SCG	SCG	June-99	EPS	QTR	SCANA CP	7/22/1999	0.23	1.71
SO	SO	June-99	EPS	QTR	SOUTHN CO	7/19/1999	0.45	1.76
SRE	SDO	June-99	EPS	QTR	SEMPRA ENERGY	7/28/1999	0.4	1.59
TXU	TXU	June-99	EPS	QTR	TEXAS UTILS CO	8/2/1999	0.26	1.46
WEC	WPC	June-99	EPS	QTR	WISCONSIN ENERGY	7/28/1999	0.42	1.83
WPS	WPS	June-99	EPS	QTR	WPS RESOURCES CP	7/21/1999	0.38	1.93
AEE	UEP	September-99	EPS	QTR	AMEREN CP	10/15/1999	1.75	2.97
AEP	AEP	September-99	EPS	QTR	AMERN ELEC PWR	10/26/1999	0.9	2.63
D	D	September-99	EPS	QTR	DOMINION RES INC	10/15/1999	1.31	2.92
DTE	DTE	September-99	EPS	QTR	DTE ENERGY	10/18/1999	1.11	3.39
DUK	DUK	September-99	EPS	QTR	DUKE ENERGY CORP	10/21/1999	0.595	1.695
ED	ED	September-99	EPS	QTR	CONS EDISON INC	10/15/1999	1.5	3.12
EDE	EDE	September-99	EPS	QTR	EMPIRE DIST ELEC	10/28/1999	0.81	1.48
ETR	MSU	September-99	EPS	QTR	ENTERGY CP	10/15/1999	1.15	2.38
FE	OEC	September-99	EPS	QTR	FIRSTENERGY CORP	10/18/1999	0.82	2.38
HE	HE	September-99	EPS	QTR	HAWAIIAN ELEC	10/18/1999	0.335	1.345
IDA	IDA	September-99	EPS	QTR	IDACORP INC.	10/28/1999	0.59	2.42
LNT	WPL	September-99	EPS	QTR	ALLIANT ENER	10/26/1999	0.91	2.02
MDU	MDU	September-99	EPS	QTR	MDU RESOURCES GP	10/25/1999	0.2311	0.64
NI	NI	September-99	EPS	QTR	NISOURCE INC	10/28/1999	0.31	1.62
NST	BSE	September-99	EPS	QTR	NSTAR	10/28/1999	0.655	
NU	NU	September-99	EPS	QTR	NORTHEAST UTILS	10/20/1999	0.32	0.22
OGE	OGE	September-99	EPS	QTR	OGE ENERGY CORP	11/1/1999	1.16	1.92
OTTR	OTTR	September-99	EPS	QTR	OTTER TAIL PWR	10/26/1999	0.41	1.485
PNM	PNM	September-99	EPS	QTR	PUB SVC N MEX	10/22/1999	0.3467	1.2866
PNW	AZP	September-99	EPS	QTR	PINNACLE WST CAP	10/14/1999	1.48	3.07
POM	POM	September-99	EPS	QTR	POTOMAC ELEC	10/15/1999	1.25	1.92
PPL	PPL	September-99	EPS	QTR	PP&L RESOURCES	10/27/1999	0.275	1.075
PSD	PSD	September-99	EPS	QTR	PUGET SOUND ENGY	10/19/1999	0.26	1.99
SCG	SCG	September-99	EPS	QTR	SCANA CP	10/26/1999	0.6	1.49
SO	SO	September-99	EPS	QTR	SOUTHN CO	10/19/1999	0.79	1.81
SRE	SDO	September-99	EPS	QTR	SEMPRA ENERGY	10/28/1999	0.45	1.64
TXU	TXU	September-99	EPS	QTR	TEXAS UTILS CO	11/2/1999	0.655	1.595
WEC	WPC	September-99	EPS	QTR	WISCONSIN ENERGY	10/22/1999	0.59	1.92
WPS	WPS	September-99	EPS	QTR	WPS RESOURCES CP	10/20/1999	0.52	2
AEE	UEP	December-99	EPS	QTR	AMEREN CP	2/3/2000	0.13	2.91
AEP	AEP	December-99	EPS	QTR	AMERN ELEC PWR	1/25/2000	0.55	2.8
D	D	December-99	EPS	QTR	DOMINION RES INC	1/28/2000	0.37	3.01
DTE	DTE	December-99	EPS	QTR	DTE ENERGY	1/26/2000	0.67	3.33
DUK	DUK	December-99	EPS	QTR	DUKE ENERGY CORP	1/20/2000	0.405	1.8
ED	ED	December-99	EPS	QTR	CONS EDISON INC	1/20/2000	0.57	3.13
EDE	EDE	December-99	EPS	QTR	EMPIRE DIST ELEC	2/4/2000	0.22	1.46
ETR	MSU	December-99	EPS	QTR	ENTERGY CP	2/17/2000	0.08	2.29
FE	OEC	December-99	EPS	QTR	FIRSTENERGY CORP	1/18/2000	0.53	2.5
HE	HE	December-99	EPS	QTR	HAWAIIAN ELEC	1/24/2000	0.43	1.445
IDA	IDA	December-99	EPS	QTR	IDACORP INC.	2/1/2000	0.49	2.42
LNT	WPL	December-99	EPS	QTR	ALLIANT ENER	2/1/2000	0.57	2.24
MDU	MDU	December-99	EPS	QTR	MDU RESOURCES GP	1/25/2000	0.1867	0.6667
NI	NI	December-99	EPS	QTR	NISOURCE INC	1/28/2000	0.32	1.43

NST	BSE	December-99	EPS	QTR	NSTAR	1/27/2000	0.175	
NU	NU	December-99	EPS	QTR	NORTHEAST UTILS	1/25/2000	0.35	0.81
OGE	OGE	December-99	EPS	QTR	OGE ENERGY CORP	1/24/2000	0.16	1.95
OTTR	OTTR	December-99	EPS	QTR	OTTER TAIL PWR	1/31/2000	0.405	1.455
PNM	PNM	December-99	EPS	QTR	PUB SVC N MEX	1/27/2000	0.28	1.2733
PNW	AZP	December-99	EPS	QTR	PINNACLE WST CAP	1/19/2000	0.53	3.18
POM	POM	December-99	EPS	QTR	POTOMAC ELEC	1/27/2000	-0.08	1.86
PPL	PPL	December-99	EPS	QTR	PP&L RESOURCES	1/26/2000	0.32	1.16
PSD	PSD	December-99	EPS	QTR	PUGET SOUND ENGY	2/10/2000	0.73	2.01
SCG	SCG	December-99	EPS	QTR	SCANA CP	2/11/2000	0.2	1.39
SO	SO	December-99	EPS	QTR	SOUTHN CO	1/20/2000	0.22	1.78
SRE	SDO	December-99	EPS	QTR	SEMPRA ENERGY	1/26/2000	0.44	1.71
TXU	TXU	December-99	EPS	QTR	TEXAS UTILS CO	2/1/2000	0.36	1.6
WEC	WPC	December-99	EPS	QTR	WISCONSIN ENERGY	1/25/2000	0.41	1.88
WPS	WPS	December-99	EPS	QTR	WPS RESOURCES CP	1/28/2000	0.48	2.24
AEE	UEP	March-00	EPS	QTR	AMEREN CP	4/19/2000	0.45	2.96
AEP	AEP	March-00	EPS	QTR	AMERN ELEC PWR	4/25/2000	0.53	2.54
D	D	March-00	EPS	QTR	DOMINION RES INC	4/25/2000	1.02	3.31
DTE	DTE	March-00	EPS	QTR	DTE ENERGY	4/26/2000	0.81	3.35
DUK	DUK	March-00	EPS	QTR	DUKE ENERGY CORP	4/20/2000	0.53	1.915
ED	ED	March-00	EPS	QTR	CONS EDISON INC	4/20/2000	0.88	3.25
EDE	EDE	March-00	EPS	QTR	EMPIRE DIST ELEC	5/15/2000	0.14	1.33
ETR	MSU	March-00	EPS	QTR	ENTERGY CP	4/24/2000	0.48	2.52
FE	OEC	March-00	EPS	QTR	FIRSTENERGY CORP	4/18/2000	0.63	2.53
HE	HE	March-00	EPS	QTR	HAWAIIAN ELEC	4/25/2000	0.45	1.57
IDA	IDA	March-00	EPS	QTR	IDACORP INC.	4/26/2000	0.75	2.39
LNT	WPL	March-00	EPS	QTR	ALLIANT ENER	4/24/2000	0.56	2.26
MDU	MDU	March-00	EPS	QTR	MDU RESOURCES GP	4/25/2000	0.1022	0.6667
NI	NI	March-00	EPS	QTR	NISOURCE INC	4/25/2000	0.62	1.43
NST	BSE	March-00	EPS	QTR	NSTAR	4/27/2000	0.31	
NU	NU	March-00	EPS	QTR	NORTHEAST UTILS	4/25/2000	0.55	1.22
OGE	OGE	March-00	EPS	QTR	OGE ENERGY CORP	4/26/2000	0.01	1.82
OTTR	OTTR	March-00	EPS	QTR	OTTER TAIL PWR	4/24/2000	0.42	1.51
PNM	PNM	March-00	EPS	QTR	PUB SVC N MEX	4/20/2000	0.3667	1.2667
PNW	AZP	March-00	EPS	QTR	PINNACLE WST CAP	4/19/2000	0.64	3.46
POM	POM	March-00	EPS	QTR	POTOMAC ELEC	4/27/2000	0.07	1.85
PPL	PPL	March-00	EPS	QTR	PP&L CORP	4/26/2000	0.495	1.29
PSD	PSD	March-00	EPS	QTR	PUGET SOUND ENGY	4/20/2000	0.89	2.11
SCG	SCG	March-00	EPS	QTR	SCANA CP	4/25/2000	0.72	1.75
SO	SO	March-00	EPS	QTR	SOUTHN CO	4/17/2000	0.37	1.83
SRE	SDO	March-00	EPS	QTR	SEMPRA ENERGY	4/27/2000	0.49	1.78
TXU	TXU	March-00	EPS	QTR	TEXAS UTILS CO	4/28/2000	0.445	1.72
WEC	WPC	March-00	EPS	QTR	WISCONSIN ENERGY	4/26/2000	0.42	1.84
WPS	WPS	March-00	EPS	QTR	WPS RESOURCES CP	4/19/2000	1.1	2.48
AEE	UEP	June-00	EPS	QTR	AMEREN CP	7/25/2000	0.83	3.16
AEP	AEP	June-00	EPS	QTR	AMERN ELEC PWR	7/26/2000	0.51	2.49
D	D	June-00	EPS	QTR	DOMINION RES INC	7/21/2000	0.55	3.25
DTE	DTE	June-00	EPS	QTR	DTE ENERGY	7/26/2000	0.76	3.35
DUK	DUK	June-00	EPS	QTR	DUKE ENERGY CORP	7/18/2000	0.44	1.97
ED	ED	June-00	EPS	QTR	CONS EDISON INC	7/20/2000	0.33	3.28
EDE	EDE	June-00	EPS	QTR	EMPIRE DIST ELEC	7/27/2000	0.21	1.38
ETR	MSU	June-00	EPS	QTR	ENTERGY CP	7/26/2000	0.98	2.69
FE	OEC	June-00	EPS	QTR	FIRSTENERGY CORP	7/18/2000	0.6	2.58
HE	HE	June-00	EPS	QTR	HAWAIIAN ELEC	7/24/2000	0.295	1.51
IDA	IDA	June-00	EPS	QTR	IDACORP INC.	7/28/2000	0.86	2.69
LNT	WPL	June-00	EPS	QTR	ALLIANT ENER	7/24/2000	0.22	2.26
MDU	MDU	June-00	EPS	QTR	MDU RESOURCES GP	7/25/2000	0.1556	0.6756
NI	NI	June-00	EPS	QTR	NISOURCE INC	7/28/2000	0.18	1.43
NST	BSE	June-00	EPS	QTR	NSTAR	7/27/2000	0.28	1.42
NU	NU	June-00	EPS	QTR	NORTHEAST UTILS	7/25/2000	0.14	1.36
OGE	OGE	June-00	EPS	QTR	OGE ENERGY CORP	7/24/2000	0.41	1.74
OTTR	OTTR	June-00	EPS	QTR	OTTER TAIL PWR	7/25/2000	0.36	1.595
PNM	PNM	June-00	EPS	QTR	PUB SVC N MEX	7/18/2000	0.3	1.2934
PNW	AZP	June-00	EPS	QTR	PINNACLE WST CAP	7/13/2000	1.06	3.71
POM	POM	June-00	EPS	QTR	POTOMAC ELEC	7/27/2000	0.47	1.71
PPL	PPL	June-00	EPS	QTR	PP&L CORP	7/26/2000	0.32	1.41
PSD	PSD	June-00	EPS	QTR	PUGET SOUND ENGY	7/21/2000	0.29	2.17
SCG	SCG	June-00	EPS	QTR	SCANA CP	7/24/2000	0.27	1.79
SO	SO	June-00	EPS	QTR	SOUTHN CO	7/18/2000	0.52	1.9
SRE	SDO	June-00	EPS	QTR	SEMPRA ENERGY	7/27/2000	0.55	1.93
TXU	TXU	June-00	EPS	QTR	TXU CORP	7/31/2000	0.335	1.795
VVC	SIG	June-00	EPS	QTR	VECTREN CORP	7/28/2000	0.23	
WEC	WPC	June-00	EPS	QTR	WISCONSIN ENERGY	7/28/2000	0.31	1.73
WPS	WPS	June-00	EPS	QTR	WPS RESOURCES CP	7/20/2000	0.43	2.53
AEE	UEP	September-00	EPS	QTR	AMEREN CP	10/23/2000	1.87	3.28
AEP	AEP	September-00	EPS	QTR	AMERN ELEC PWR	10/24/2000	1.29	2.88
D	D	September-00	EPS	QTR	DOMINION RES INC	10/18/2000	1.13	3.07
DTE	DTE	September-00	EPS	QTR	DTE ENERGY	11/6/2000	0.85	3.09
DUK	DUK	September-00	EPS	QTR	DUKE ENERGY CORP	10/18/2000	0.705	2.08

EAS	NGE	September-00	EPS	QTR	ENERGY EAST CORP	10/24/2000	0.34	
ED	ED	September-00	EPS	QTR	CONS EDISON INC	10/19/2000	1.4	3.18
EDE	EDE	September-00	EPS	QTR	EMPIRE DIST ELEC	10/26/2000	0.82	1.39
ETR	MSU	September-00	EPS	QTR	ENTERGY CP	10/19/2000	1.37	2.91
FE	OEC	September-00	EPS	QTR	FIRSTENERGY CORP	10/17/2000	0.89	2.65
HE	HE	September-00	EPS	QTR	HAWAIIAN ELEC	10/25/2000	0.335	1.51
IDA	IDA	September-00	EPS	QTR	IDACORP INC.	10/26/2000	1.11	3.21
LNT	WPL	September-00	EPS	QTR	ALLIANT ENER	10/20/2000	0.91	2.26
MDU	MDU	September-00	EPS	QTR	MDU RESOURCES GP	10/25/2000	0.28	0.7245
NI	NI	September-00	EPS	QTR	NISOURCE INC	10/30/2000	0.24	1.36
NST	BSE	September-00	EPS	QTR	NSTAR	10/26/2000	0.63	1.395
NU	NU	September-00	EPS	QTR	NORTHEAST UTILS	10/24/2000	0.38	1.42
OGE	OGE	September-00	EPS	QTR	OGE ENERGY CORP	10/25/2000	1.38	1.96
OTTR	OTTR	September-00	EPS	QTR	OTTER TAIL PWR	10/23/2000	0.42	1.605
PNM	PNM	September-00	EPS	QTR	PUB SVC N MEX	10/18/2000	0.6467	1.5934
PNW	AZP	September-00	EPS	QTR	PINNACLE WST CAP	10/18/2000	1.37	3.6
POM	POM	September-00	EPS	QTR	POTOMAC ELEC	10/26/2000	1.04	1.5
PPL	PPL	September-00	EPS	QTR	PP&L CORP	10/25/2000	0.405	1.54
PSD	PSD	September-00	EPS	QTR	PUGET SOUND ENGY	10/19/2000	0.2	2.11
SCG	SCG	September-00	EPS	QTR	SCANA CP	10/25/2000	0.56	1.75
SO	SO	September-00	EPS	QTR	SOUTHN CO	10/23/2000	1.03	2.14
SRE	SDO	September-00	EPS	QTR	SEMPRA ENERGY	10/26/2000	0.7	2.18
TXU	TXU	September-00	EPS	QTR	TXU CORP	10/26/2000	0.625	1.765
VVC	SIG	September-00	EPS	QTR	VECTREN CORP	10/24/2000	0.29	
WEC	WPC	September-00	EPS	QTR	WISCONSIN ENERGY	10/25/2000	0.51	1.65
WPS	WPS	September-00	EPS	QTR	WPS RESOURCES CP	10/19/2000	0.49	2.5
XEL	NSP	September-00	EPS	QTR	XCEL ENERGY INC	10/25/2000	0.72	
AEP	UEP	December-00	EPS	QTR	AMEREN CP	2/6/2001	0.19	3.34
AEP	AEP	December-00	EPS	QTR	AMERN ELEC PWR	1/23/2001	0.49	2.82
D	D	December-00	EPS	QTR	DOMINION RES INC	1/26/2001	0.59	3.29
DTE	DTE	December-00	EPS	QTR	DTE ENERGY	1/24/2001	0.97	3.39
DUK	DUK	December-00	EPS	QTR	DUKE ENERGY CORP	1/19/2001	0.47	2.145
EAS	NGE	December-00	EPS	QTR	ENERGY EAST CORP	1/26/2001	0.45	
ED	ED	December-00	EPS	QTR	CONS EDISON INC	1/18/2001	0.53	3.14
EDE	EDE	December-00	EPS	QTR	EMPIRE DIST ELEC	2/1/2001	0.2	1.37
ETR	MSU	December-00	EPS	QTR	ENTERGY CP	2/1/2001	0.31	3.14
FE	OEC	December-00	EPS	QTR	FIRSTENERGY CORP	1/16/2001	0.57	2.69
HE	HE	December-00	EPS	QTR	HAWAIIAN ELEC	1/23/2001	0.19	1.27
IDA	IDA	December-00	EPS	QTR	IDACORP INC.	2/2/2001	0.63	3.35
LNT	WPL	December-00	EPS	QTR	ALLIANT ENER	2/1/2001	0.77	2.46
MDU	MDU	December-00	EPS	QTR	MDU RESOURCES GP	1/25/2001	0.2489	0.7867
NI	NI	December-00	EPS	QTR	NISOURCE INC	1/30/2001	0.76	1.8
NST	BSE	December-00	EPS	QTR	NSTAR	1/25/2001	0.405	1.625
NU	NU	December-00	EPS	QTR	NORTHEAST UTILS	1/23/2001	0.47	1.54
OGE	OGE	December-00	EPS	QTR	OGE ENERGY CORP	1/24/2001	0.09	1.89
OTTR	OTTR	December-00	EPS	QTR	OTTER TAIL PWR	1/29/2001	0.4	1.6
PGN	CPL	December-00	EPS	QTR	PROGRESS ENERGY	1/30/2001	0.63	2.82
PNM	PNM	December-00	EPS	QTR	PUB SVC N MEX	1/25/2001	0.3867	1.7001
PNW	AZP	December-00	EPS	QTR	PINNACLE WST CAP	1/17/2001	0.5	3.57
POM	POM	December-00	EPS	QTR	POTOMAC ELEC	1/25/2001	0.01	1.59
PPL	PPL	December-00	EPS	QTR	PP&L CORP	1/24/2001	0.435	1.655
PSD	PSD	December-00	EPS	QTR	PUGET SOUND ENGY	2/13/2001	0.78	2.16
SCG	SCG	December-00	EPS	QTR	SCANA CP	2/12/2001	0.57	2.12
SO	SO	December-00	EPS	QTR	SOUTHN CO	1/19/2001	0.21	2.13
SRE	SDO	December-00	EPS	QTR	SEMPRA ENERGY	1/25/2001	0.47	2.21
TXU	TXU	December-00	EPS	QTR	TXU CORP	2/1/2001	0.305	1.71
VVC	SIG	December-00	EPS	QTR	VECTREN CORP	3/5/2001	0.57	
WEC	WPC	December-00	EPS	QTR	WISCONSIN ENERGY	2/6/2001	0.48	1.72
WPS	WPS	December-00	EPS	QTR	WPS RESOURCES CP	1/26/2001	0.51	2.53
XEL	NSP	December-00	EPS	QTR	XCEL ENERGY INC	1/30/2001	0.49	
AEP	UEP	March-01	EPS	QTR	AMEREN CP	4/23/2001	0.48	3.37
AEP	AEP	March-01	EPS	QTR	AMERN ELEC PWR	4/24/2001	0.68	2.97
D	D	March-01	EPS	QTR	DOMINION RES INC	4/20/2001	1.2	3.47
DTE	DTE	March-01	EPS	QTR	DTE ENERGY	4/25/2001	0.97	3.55
DUK	DUK	March-01	EPS	QTR	DUKE ENERGY CORP	4/17/2001	0.74	2.355
EAS	NGE	March-01	EPS	QTR	ENERGY EAST CORP	4/27/2001	0.98	
ED	ED	March-01	EPS	QTR	CONS EDISON INC	4/19/2001	0.84	3.1
EDE	EDE	March-01	EPS	QTR	EMPIRE DIST ELEC	4/25/2001	0.04	1.27
ETR	MSU	March-01	EPS	QTR	ENTERGY CP	4/25/2001	0.75	3.41
FE	OEC	March-01	EPS	QTR	FIRSTENERGY CORP	4/17/2001	0.49	2.55
HE	HE	March-01	EPS	QTR	HAWAIIAN ELEC	4/23/2001	0.415	1.235
IDA	IDA	March-01	EPS	QTR	IDACORP INC.	5/9/2001	0.93	3.53
LNT	WPL	March-01	EPS	QTR	ALLIANT ENER	4/20/2001	0.42	2.32
MDU	MDU	March-01	EPS	QTR	MDU RESOURCES GP	4/24/2001	0.2178	0.9023
NI	NI	March-01	EPS	QTR	NISOURCE INC	4/27/2001	0.88	2.06
NST	BSE	March-01	EPS	QTR	NSTAR	4/27/2001	0.38	1.695
NU	NU	March-01	EPS	QTR	NORTHEAST UTILS	4/24/2001	0.36	1.35
OGE	OGE	March-01	EPS	QTR	OGE ENERGY CORP	4/23/2001	-0.19	1.69
OTTR	OTTR	March-01	EPS	QTR	OTTER TAIL PWR	4/23/2001	0.45	1.63

PNG	CPL	March-01	EPS	QTR	PROGRESS ENERGY	4/24/2001	0.77	2.98
PNM	PNM	March-01	EPS	QTR	PUB SVC N MEX	4/18/2001	1.1	2.4334
PNW	AZP	March-01	EPS	QTR	PINNACLE WST CAP	4/10/2001	0.73	3.66
POM	POM	March-01	EPS	QTR	POTOMAC ELEC	4/24/2001	0.37	1.89
PPL	PPL	March-01	EPS	QTR	PP&L CORP	4/24/2001	0.76	1.92
PSD	PSD	March-01	EPS	QTR	PUGET ENERGY INC	4/17/2001	0.98	2.25
SCG	SCG	March-01	EPS	QTR	SCANA CP	4/26/2001	0.71	2.11
SO	SO	March-01	EPS	QTR	SOUTHN CO	4/26/2001	0.23	1.99
SRE	SDO	March-01	EPS	QTR	SEMPRA ENERGY	4/26/2001	0.78	2.5
TXU	TXU	March-01	EPS	QTR	TXU CORP	4/26/2001	0.52	1.785
VVC	SIG	March-01	EPS	QTR	VECTREN CORP	4/25/2001	0.66	1.75
WEC	WPC	March-01	EPS	QTR	WISCONSIN ENERGY	5/4/2001	0.65	1.95
WPS	WPS	March-01	EPS	QTR	WPS RESOURCES CP	4/19/2001	0.89	2.32
XEL	NSP	March-01	EPS	QTR	XCEL ENERGY INC	4/25/2001	0.61	
AEE	UEP	June-01	EPS	QTR	AMEREN CP	7/24/2001	0.69	3.23
AEP	AEP	June-01	EPS	QTR	AMERN ELEC PWR	7/24/2001	0.89	3.35
D	D	June-01	EPS	QTR	DOMINION RES INC	7/20/2001	0.72	3.64
DTE	DTE	June-01	EPS	QTR	DTE ENERGY	8/13/2001	0.48	3.27
DUK	DUK	June-01	EPS	QTR	DUKE ENERGY CORP	7/17/2001	0.53	2.445
EAS	NGE	June-01	EPS	QTR	ENERGY EAST CORP	7/27/2001	0.23	2
ED	ED	June-01	EPS	QTR	CONS EDISON INC	7/19/2001	0.48	3.25
EDE	EDE	June-01	EPS	QTR	EMPIRE DIST ELEC	7/26/2001	0.04	1.1
ETR	MSU	June-01	EPS	QTR	ENTERGY CP	7/31/2001	1.06	3.49
FE	OEC	June-01	EPS	QTR	FIRSTENERGY CORP	7/17/2001	0.67	2.62
HE	HE	June-01	EPS	QTR	HAWAIIAN ELEC	7/23/2001	0.38	1.32
IDA	IDA	June-01	EPS	QTR	IDACORP INC.	7/30/2001	0.96	3.63
LNT	WPL	June-01	EPS	QTR	ALLIANT ENER	7/24/2001	0.35	2.45
MDU	MDU	June-01	EPS	QTR	MDU RESOURCES GP	7/25/2001	0.2444	0.9911
NI	NI	June-01	EPS	QTR	NISOURCE INC	7/31/2001	0.01	1.89
NST	BSE	June-01	EPS	QTR	NSTAR	7/27/2001	0.315	1.73
NU	NU	June-01	EPS	QTR	NORTHEAST UTILS	7/24/2001	0.29	1.5
OGE	OGE	June-01	EPS	QTR	OGE ENERGY CORP	7/30/2001	0.32	1.6
OTTR	OTTR	June-01	EPS	QTR	OTTER TAIL CORP.	7/31/2001	0.34	1.61
PNG	CPL	June-01	EPS	QTR	PROGRESS ENERGY	7/25/2001	0.74	2.96
PNM	PNM	June-01	EPS	QTR	PUB SVC N MEX	7/24/2001	1.0467	3.1801
PNW	AZP	June-01	EPS	QTR	PINNACLE WST CAP	7/13/2001	0.79	3.39
POM	POM	June-01	EPS	QTR	POTOMAC ELEC	7/18/2001	0.45	1.87
PPL	PPL	June-01	EPS	QTR	PP&L CORP	7/24/2001	0.36	1.96
PSD	PSD	June-01	EPS	QTR	PUGET ENERGY INC	7/19/2001	0.26	2.22
SCG	SCG	June-01	EPS	QTR	SCANA CP	7/27/2001	0.29	2.13
SO	SO	June-01	EPS	QTR	SOUTHN CO	7/23/2001	0.4	1.87
SRE	SDO	June-01	EPS	QTR	SEMPRA ENERGY	7/26/2001	0.66	2.61
TXU	TXU	June-01	EPS	QTR	TXU CORP	7/26/2001	0.39	1.84
VVC	SIG	June-01	EPS	QTR	VECTREN CORP	7/27/2001	0.06	1.58
WEC	WPC	June-01	EPS	QTR	WISCONSIN ENERGY	7/26/2001	0.25	1.89
WPS	WPS	June-01	EPS	QTR	WPS RESOURCES CP	7/19/2001	0.41	2.3
XEL	NSP	June-01	EPS	QTR	XCEL ENERGY INC	7/25/2001	0.46	2.28
AEE	UEP	September-01	EPS	QTR	AMEREN CP	10/24/2001	1.94	3.3
AEP	AEP	September-01	EPS	QTR	AMERN ELEC PWR	10/23/2001	1.43	3.49
D	D	September-01	EPS	QTR	DOMINION RES INC	10/17/2001	1.37	3.88
DTE	DTE	September-01	EPS	QTR	DTE ENERGY	10/29/2001	0.51	2.93
DUK	DUK	September-01	EPS	QTR	DUKE ENERGY CORP	10/16/2001	1.01	2.75
EAS	NGE	September-01	EPS	QTR	ENERGY EAST CORP	10/25/2001	0.21	1.87
ED	ED	September-01	EPS	QTR	CONS EDISON INC	10/18/2001	1.3	3.15
EDE	EDE	September-01	EPS	QTR	EMPIRE DIST ELEC	10/25/2001	0.56	0.84
ETR	MSU	September-01	EPS	QTR	ENTERGY CP	10/22/2001	1.24	3.36
FE	OEC	September-01	EPS	QTR	FIRSTENERGY CORP	10/16/2001	1.06	2.79
HE	HE	September-01	EPS	QTR	HAWAIIAN ELEC	11/1/2001	0.42	1.405
IDA	IDA	September-01	EPS	QTR	IDACORP INC.	10/25/2001	1.09	3.61
LNT	WPL	September-01	EPS	QTR	ALLIANT ENER	10/19/2001	0.94	2.48
MDU	MDU	September-01	EPS	QTR	MDU RESOURCES GP	10/24/2001	0.3289	1.04
NI	NI	September-01	EPS	QTR	NISOURCE INC	11/1/2001	-0.1	1.55
NST	BSE	September-01	EPS	QTR	NSTAR	10/25/2001	0.675	1.775
NU	NU	September-01	EPS	QTR	NORTHEAST UTILS	10/23/2001	0.26	1.38
OGE	OGE	September-01	EPS	QTR	OGE ENERGY CORP	10/22/2001	1.25	1.47
OTTR	OTTR	September-01	EPS	QTR	OTTER TAIL CORP.	10/23/2001	0.43	1.62
PNG	CPL	September-01	EPS	QTR	PROGRESS ENERGY	10/24/2001	1.34	3.48
PNM	PNM	September-01	EPS	QTR	PUB SVC N MEX	10/25/2001	0.64	3.1734
PNW	AZP	September-01	EPS	QTR	PINNACLE WST CAP	10/19/2001	1.91	3.93
POM	POM	September-01	EPS	QTR	POTOMAC ELEC	10/25/2001	0.74	1.57
PPL	PPL	September-01	EPS	QTR	PP&L CORP	10/24/2001	0.52	2.075
PSD	PSD	September-01	EPS	QTR	PUGET ENERGY INC	10/23/2001	0.04	2.06
SCG	SCG	September-01	EPS	QTR	SCANA CP	10/25/2001	0.61	2.18
SO	SO	September-01	EPS	QTR	SOUTHN CO	10/22/2001	0.8	1.64
SRE	SDO	September-01	EPS	QTR	SEMPRA ENERGY	10/25/2001	0.58	2.49
TXU	TXU	September-01	EPS	QTR	TXU CORP	10/25/2001	0.71	1.925
VVC	SIG	September-01	EPS	QTR	VECTREN CORP	10/24/2001	0.14	1.43
WEC	WPC	September-01	EPS	QTR	WISCONSIN ENERGY	10/25/2001	0.53	1.91
WPS	WPS	September-01	EPS	QTR	WPS RESOURCES CP	10/18/2001	0.76	2.57

XEL	NSP	September-01	EPS	QTR	XCEL ENERGY INC	10/24/2001	0.79	2.35
AEE	UEP	December-01	EPS	QTR	AMEREN CP	2/5/2002	0.35	3.46
AEP	AEP	December-01	EPS	QTR	AMERN ELEC PWR	1/22/2002	0.35	3.35
D	D	December-01	EPS	QTR	DOMINION RES INC	1/24/2002	0.89	4.18
DTE	DTE	December-01	EPS	QTR	DTE ENERGY	2/11/2002	1.43	3.39
DUK	DUK	December-01	EPS	QTR	DUKE ENERGY CORP	1/17/2002	0.35	2.63
EAS	NGE	December-01	EPS	QTR	ENERGY EAST CORP	1/25/2002	0.57	1.99
ED	ED	December-01	EPS	QTR	CONS EDISON INC	1/17/2002	0.59	3.21
EDE	EDE	December-01	EPS	QTR	EMPIRE DIST ELEC	1/31/2002	0.01	0.65
ETR	MSU	December-01	EPS	QTR	ENTERGY CP	1/31/2002	0.18	3.23
FE	OEC	December-01	EPS	QTR	FIRSTENERGY CORP	1/30/2002	0.64	2.86
GXP	KLT	December-01	EPS	QTR	GREAT PLAINS	2/7/2002	0.18	
HE	HE	December-01	EPS	QTR	HAWAIIAN ELEC	1/23/2002	0.365	1.58
IDA	IDA	December-01	EPS	QTR	IDACORP INC.	2/1/2002	0.55	3.53
LNT	WPL	December-01	EPS	QTR	ALLIANT ENER	1/29/2002	0.73	2.44
MDU	MDU	December-01	EPS	QTR	MDU RESOURCES GP	1/24/2002	0.1867	0.9778
NI	NI	December-01	EPS	QTR	NISOURCE INC	1/30/2002	0.59	1.38
NST	BSE	December-01	EPS	QTR	NSTAR	1/24/2002	0.26	1.63
NU	NU	December-01	EPS	QTR	NORTHEAST UTILS	1/22/2002	0.38	1.29
OGE	OGE	December-01	EPS	QTR	OGE ENERGY CORP	1/29/2002	-0.03	1.35
OTTR	OTTR	December-01	EPS	QTR	OTTER TAIL CORP.	2/4/2002	0.43	1.65
PGN	CPL	December-01	EPS	QTR	PROGRESS ENERGY	1/23/2002	0.46	3.31
PNM	PNM	December-01	EPS	QTR	PUB SVC N MEX	1/23/2002	0.1333	2.92
PNW	AZP	December-01	EPS	QTR	PINNACLE WST CAP	1/28/2002	0.57	4
POM	POM	December-01	EPS	QTR	POTOMAC ELEC	1/24/2002	0.26	1.82
PPL	PPL	December-01	EPS	QTR	PP&L CORP	1/29/2002	0.435	2.075
PSD	PSD	December-01	EPS	QTR	PUGET ENERGY INC	2/8/2002	0.07	1.35
SCG	SCG	December-01	EPS	QTR	SCANA CP	2/13/2002	0.54	2.15
SO	SO	December-01	EPS	QTR	SOUTHN CO	1/24/2002	0.16	1.59
SRE	SDO	December-01	EPS	QTR	SEMPRA ENERGY	1/24/2002	0.52	2.54
TXU	TXU	December-01	EPS	QTR	TXU CORP	1/31/2002	0.375	1.995
VVC	SIG	December-01	EPS	QTR	VECTREN CORP	1/23/2002	0.48	1.34
WEC	WPC	December-01	EPS	QTR	WISCONSIN ENERGY	2/6/2002	0.53	1.96
WPS	WPS	December-01	EPS	QTR	WPS RESOURCES CP	1/29/2002	0.7	2.76
XEL	NSP	December-01	EPS	QTR	XCEL ENERGY INC	1/30/2002	0.46	2.32
AEE	UEP	March-02	EPS	QTR	AMEREN CP	4/22/2002	0.42	3.4
AEP	AEP	March-02	EPS	QTR	AMERN ELEC PWR	4/24/2002	0.59	3.26
D	D	March-02	EPS	QTR	DOMINION RES INC	4/18/2002	1.2	4.18
DTE	DTE	March-02	EPS	QTR	DTE ENERGY	4/24/2002	1.24	3.66
DUK	DUK	March-02	EPS	QTR	DUKE ENERGY CORP	4/17/2002	0.48	2.37
EAS	NGE	March-02	EPS	QTR	ENERGY EAST CORP	4/26/2002	0.95	1.96
ED	ED	March-02	EPS	QTR	CONS EDISON INC	4/18/2002	0.78	3.15
EDE	EDE	March-02	EPS	QTR	EMPIRE DIST ELEC	4/25/2002	0.02	0.63
ETR	MSU	March-02	EPS	QTR	ENTERGY CP	4/25/2002	0.8	3.28
FE	OEC	March-02	EPS	QTR	FIRSTENERGY CORP	4/24/2002	0.4	2.77
GXP	KLT	March-02	EPS	QTR	GREAT PLAINS	4/24/2002	-0.05	
HE	HE	March-02	EPS	QTR	HAWAIIAN ELEC	4/23/2002	0.375	1.54
IDA	IDA	March-02	EPS	QTR	IDACORP INC.	4/25/2002	0.66	3.26
LNT	WPL	March-02	EPS	QTR	ALLIANT ENER	4/22/2002	0.15	2.17
MDU	MDU	March-02	EPS	QTR	MDU RESOURCES GP	4/23/2002	0.0444	0.8044
NI	NI	March-02	EPS	QTR	NISOURCE INC	4/23/2002	1.16	1.66
NST	BSE	March-02	EPS	QTR	NSTAR	4/25/2002	0.32	1.57
NU	NU	March-02	EPS	QTR	NORTHEAST UTILS	4/23/2002	0.21	1.14
OGE	OGE	March-02	EPS	QTR	OGE ENERGY CORP	4/29/2002	-0.08	1.46
OTTR	OTTR	March-02	EPS	QTR	OTTER TAIL CORP.	4/29/2002	0.38	1.58
PGN	CPL	March-02	EPS	QTR	PROGRESS ENERGY	4/24/2002	0.77	3.31
PNM	PNM	March-02	EPS	QTR	PNM RESOURCES	4/23/2002	0.42	2.24
PNW	AZP	March-02	EPS	QTR	PINNACLE WST CAP	4/22/2002	0.63	3.9
POM	POM	March-02	EPS	QTR	POTOMAC ELEC	4/25/2002	0.22	1.67
PPL	PPL	March-02	EPS	QTR	PP&L CORP	4/24/2002	0.515	1.83
PSD	PSD	March-02	EPS	QTR	PUGET ENERGY INC	4/17/2002	0.28	0.65
SCG	SCG	March-02	EPS	QTR	SCANA CP	4/25/2002	0.74	2.18
SO	SO	March-02	EPS	QTR	SOUTHN CO	4/18/2002	0.32	1.68
SRE	SDO	March-02	EPS	QTR	SEMPRA ENERGY	4/23/2002	0.71	2.47
TXU	TXU	March-02	EPS	QTR	TXU CORP	4/25/2002	0.505	1.98
VVC	SIG	March-02	EPS	QTR	VECTREN CORP	4/24/2002	0.67	1.35
WEC	WPC	March-02	EPS	QTR	WISCONSIN ENERGY	4/30/2002	0.68	1.99
WPS	WPS	March-02	EPS	QTR	WPS RESOURCES CP	4/23/2002	0.89	2.76
XEL	NSP	March-02	EPS	QTR	XCEL ENERGY INC	4/24/2002	0.31	2.02
AEE	UEP	June-02	EPS	QTR	AMEREN CP	7/25/2002	0.8	3.51
AEP	AEP	June-02	EPS	QTR	AMERN ELEC PWR	7/25/2002	0.56	2.93
D	D	June-02	EPS	QTR	DOMINION RES INC	7/18/2002	0.97	4.43
DTE	DTE	June-02	EPS	QTR	DTE ENERGY	7/30/2002	0.42	3.6
DUK	DUK	June-02	EPS	QTR	DUKE ENERGY CORP	7/23/2002	0.56	2.4
EAS	NGE	June-02	EPS	QTR	ENERGY EAST CORP	7/26/2002	0.14	1.87
ED	ED	June-02	EPS	QTR	CONS EDISON INC	7/18/2002	0.46	3.13
EDE	EDE	June-02	EPS	QTR	EMPIRE DIST ELEC	7/25/2002	0.19	0.78
ETR	MSU	June-02	EPS	QTR	ENTERGY CP	7/30/2002	1.17	3.39
FE	OEC	June-02	EPS	QTR	FIRSTENERGY CORP	7/24/2002	0.79	2.89

GXP	KLT	June-02	EPS	QTR	GREAT PLAINS	7/24/2002	0.57	
HE	HE	June-02	EPS	QTR	HAWAIIAN ELEC	7/22/2002	0.425	1.585
IDA	IDA	June-02	EPS	QTR	IDACORP INC.	7/30/2002	0.08	2.38
LNT	WPL	June-02	EPS	QTR	ALLIANT ENER	7/26/2002	0.06	1.88
MDU	MDU	June-02	EPS	QTR	MDU RESOURCES GP	7/24/2002	0.1556	0.7156
NI	NI	June-02	EPS	QTR	NISOURCE INC	7/30/2002	0.1	1.75
NST	BSE	June-02	EPS	QTR	NSTAR	7/25/2002	0.31	1.565
NU	NU	June-02	EPS	QTR	NORTHEAST UTILS	7/23/2002	0.22	1.07
OGE	OGE	June-02	EPS	QTR	OGE ENERGY CORP	7/29/2002	0.36	1.5
OTTR	OTTR	June-02	EPS	QTR	OTTER TAIL CORP.	7/30/2002	0.41	1.65
PGN	CPL	June-02	EPS	QTR	PROGRESS ENERGY	7/24/2002	0.83	3.4
PNM	PNM	June-02	EPS	QTR	PNM RESOURCES	7/22/2002	0.1867	1.38
PNW	AZP	June-02	EPS	QTR	PINNACLE WST CAP	7/23/2002	0.89	4
POM	POM	June-02	EPS	QTR	POTOMAC ELEC	7/25/2002	0.43	1.65
PPL	PPL	June-02	EPS	QTR	PP&L CORP	7/23/2002	0.375	1.845
PSD	PSD	June-02	EPS	QTR	PUGET ENERGY INC	7/18/2002	0.34	0.73
SCG	SCG	June-02	EPS	QTR	SCANA CP	7/26/2002	0.36	2.25
SO	SO	June-02	EPS	QTR	SOUTHN CO	7/22/2002	0.47	1.75
SRE	SDO	June-02	EPS	QTR	SEMPRA ENERGY	7/23/2002	0.59	2.4
TXU	TXU	June-02	EPS	QTR	TXU CORP	7/25/2002	0.365	1.955
VVC	SIG	June-02	EPS	QTR	VECTREN CORP	7/23/2002	0.21	1.5
WEC	WPC	June-02	EPS	QTR	WISCONSIN ENERGY	7/26/2002	0.37	2.11
WPS	WPS	June-02	EPS	QTR	WPS RESOURCES CP	7/23/2002	0.36	2.71
XEL	NSP	June-02	EPS	QTR	XCEL ENERGY INC	7/26/2002	0.37	1.93
AEE	UEP	September-02	EPS	QTR	AMEREN CP	10/18/2002	1.63	3.2
AEP	AEP	September-02	EPS	QTR	AMERN ELEC PWR	10/25/2002	1.21	2.71
D	D	September-02	EPS	QTR	DOMINION RES INC	10/14/2002	1.54	4.6
DTE	DTE	September-02	EPS	QTR	DTE ENERGY	11/4/2002	0.96	4.05
DUK	DUK	September-02	EPS	QTR	DUKE ENERGY CORP	10/24/2002	0.52	1.91
EAS	NGE	September-02	EPS	QTR	ENERGY EAST CORP	10/25/2002	0.18	1.84
ED	ED	September-02	EPS	QTR	CONS EDISON INC	10/17/2002	1.33	3.16
EDE	EDE	September-02	EPS	QTR	EMPIRE DIST ELEC	10/21/2002	0.82	1.04
ETR	MSU	September-02	EPS	QTR	ENTERGY CP	10/30/2002	1.5	3.65
FE	OEC	September-02	EPS	QTR	FIRSTENERGY CORP	10/17/2002	1.19	3.02
GXP	KLT	September-02	EPS	QTR	GREAT PLAINS	10/30/2002	1.11	1.81
HE	HE	September-02	EPS	QTR	HAWAIIAN ELEC	10/22/2002	0.445	1.61
IDA	IDA	September-02	EPS	QTR	IDACORP INC.	11/8/2002	0.28	1.57
LNT	WPL	September-02	EPS	QTR	ALLIANT ENER	10/25/2002	0.59	1.53
MDU	MDU	September-02	EPS	QTR	MDU RESOURCES GP	10/22/2002	0.3333	0.72
NI	NI	September-02	EPS	QTR	NISOURCE INC	10/29/2002	0.11	1.96
NST	BSE	September-02	EPS	QTR	NSTAR	10/24/2002	0.685	1.575
NU	NU	September-02	EPS	QTR	NORTHEAST UTILS	10/21/2002	0.27	1.08
OGE	OGE	September-02	EPS	QTR	OGE ENERGY CORP	11/4/2002	1.24	1.49
OTTR	OTTR	September-02	EPS	QTR	OTTER TAIL CORP.	10/28/2002	0.5	1.72
PGN	CPL	September-02	EPS	QTR	PROGRESS ENERGY	10/18/2002	1.53	3.59
PNM	PNM	September-02	EPS	QTR	PNM RESOURCES	10/29/2002	0.3933	1.1333
PNW	AZP	September-02	EPS	QTR	PINNACLE WST CAP	10/29/2002	1.37	3.46
POM	POM	September-02	EPS	QTR	PEPCO HOLDINGS	10/24/2002	0.8	1.71
PPL	PPL	September-02	EPS	QTR	PP&L CORP	10/17/2002	0.475	1.8
PSD	PSD	September-02	EPS	QTR	PUGET ENERGY INC	11/16/2002	0.07	0.76
SCG	SCG	September-02	EPS	QTR	SCANA CP	10/25/2002	0.74	2.38
SO	SO	September-02	EPS	QTR	SOUTHN CO	10/30/2002	0.84	1.79
SRE	SDO	September-02	EPS	QTR	SEMPRA ENERGY	10/22/2002	0.73	2.55
TXU	TXU	September-02	EPS	QTR	TXU CORP	10/30/2002	0.46	1.705
VVC	SIG	September-02	EPS	QTR	VECTREN CORP	10/24/2002	0.21	1.57
WEC	WPC	September-02	EPS	QTR	WISCONSIN ENERGY	10/25/2002	0.5	2.08
WPS	WPS	September-02	EPS	QTR	WPS RESOURCES CP	10/29/2002	0.95	2.9
XEL	NSP	September-02	EPS	QTR	XCEL ENERGY INC	10/20/2002	0.39	1.53
AEE	UEP	December-02	EPS	QTR	AMEREN CP	2/11/2003	0.18	3.03
AEP	AEP	December-02	EPS	QTR	AMERN ELEC PWR	1/24/2003	0.52	2.88
D	D	December-02	EPS	QTR	DOMINION RES INC	1/23/2003	1.13	4.84
DTE	DTE	December-02	EPS	QTR	DTE ENERGY	2/11/2003	1.21	3.83
DUK	DUK	December-02	EPS	QTR	DUKE ENERGY CORP	1/28/2003	0.32	1.88
EAS	NGE	December-02	EPS	QTR	ENERGY EAST CORP	1/31/2003	0.54	1.81
ED	ED	December-02	EPS	QTR	CONS EDISON INC	1/16/2003	0.56	3.13
EDE	EDE	December-02	EPS	QTR	EMPIRE DIST ELEC	2/6/2003	0.16	1.19
ETR	MSU	December-02	EPS	QTR	ENTERGY CP	2/4/2003	0.34	3.81
FE	OEC	December-02	EPS	QTR	FIRSTENERGY CORP	2/13/2003	0.51	2.89
GXP	KLT	December-02	EPS	QTR	GREAT PLAINS	2/5/2003	0.41	2.04
HE	HE	December-02	EPS	QTR	HAWAIIAN ELEC	1/21/2003	0.36	1.605
IDA	IDA	December-02	EPS	QTR	IDACORP INC.	2/7/2003	-0.08	0.94
LNT	WPL	December-02	EPS	QTR	ALLIANT ENER	2/4/2003	0.62	1.42
MDU	MDU	December-02	EPS	QTR	MDU RESOURCES GP	1/27/2003	0.28	0.8133
NI	NI	December-02	EPS	QTR	NISOURCE INC	1/30/2003	0.59	1.96
NST	BSE	December-02	EPS	QTR	NSTAR	1/23/2003	0.365	1.68
NU	NU	December-02	EPS	QTR	NORTHEAST UTILS	1/28/2003	0.37	1.07
OGE	OGE	December-02	EPS	QTR	OGE ENERGY CORP	1/27/2003	0	1.52
OTTR	OTTR	December-02	EPS	QTR	OTTER TAIL CORP.	2/3/2003	0.48	1.77
PGN	CPL	December-02	EPS	QTR	PROGRESS ENERGY	1/22/2003	0.71	3.84

PNM	PNM	December-02	EPS	QTR	PNM RESOURCES	2/11/2003	0.2133	1.2133
PNW	AZP	December-02	EPS	QTR	PINNACLE WST CAP	2/4/2003	0.53	3.42
POM	POM	December-02	EPS	QTR	PEPCO HOLDINGS	2/11/2003	0.24	1.69
PPL	PPL	December-02	EPS	QTR	PP&L CORP	1/22/2003	0.41	1.775
PSD	PSD	December-02	EPS	QTR	PUGET ENERGY INC	2/12/2003	0.55	1.24
SCG	SCG	December-02	EPS	QTR	SCANA CP	2/12/2003	0.54	2.38
SO	SO	December-02	EPS	QTR	SOUTHN CO	1/27/2003	0.23	1.86
SRE	SDO	December-02	EPS	QTR	SEMPRA ENERGY	2/20/2003	0.65	2.68
TXU	TXU	December-02	EPS	QTR	TXU CORP	2/5/2003	-0.12	1.21
VVC	SIG	December-02	EPS	QTR	VECTREN CORP	3/14/2003	0.6	1.69
WEC	WPC	December-02	EPS	QTR	WISCONSIN ENERGY	2/10/2003	0.63	2.18
WPS	WPS	December-02	EPS	QTR	WPS RESOURCES CP	1/30/2003	0.72	2.92
XEL	NSP	December-02	EPS	QTR	XCEL ENERGY INC	1/29/2003	0.3	1.37
AEE	UEP	March-03	EPS	QTR	AMEREN CP	4/30/2003	0.52	3.13
AEP	AEP	March-03	EPS	QTR	AMERN ELEC PWR	4/29/2003	0.61	2.9
D	D	March-03	EPS	QTR	DOMINION RES INC	4/16/2003	1.52	5.16
DTE	DTE	March-03	EPS	QTR	DTE ENERGY	5/2/2003	1.06	3.65
DUK	DUK	March-03	EPS	QTR	DUKE ENERGY CORP	4/30/2003	0.43	1.83
EAS	NGE	March-03	EPS	QTR	ENERGY EAST CORP	4/25/2003	0.93	1.79
ED	ED	March-03	EPS	QTR	CONS EDISON INC	4/17/2003	0.72	3.07
EDE	EDE	March-03	EPS	QTR	EMPIRE DIST ELEC	4/24/2003	0.27	1.44
ETR	MSU	March-03	EPS	QTR	ENTERGY CP	4/28/2003	1.12	4.13
FE	OEC	March-03	EPS	QTR	FIRSTENERGY CORP	4/30/2003	0.39	2.88
GXP	KLT	March-03	EPS	QTR	GREAT PLAINS	4/23/2003	0.28	2.37
HE	HE	March-03	EPS	QTR	HAWAIIAN ELEC	4/21/2003	0.33	1.56
IDA	IDA	March-03	EPS	QTR	IDACORP INC.	5/7/2003	-0.08	0.2
LNT	WPL	March-03	EPS	QTR	ALLIANT ENER	4/28/2003	0.16	1.43
MDU	MDU	March-03	EPS	QTR	MDU RESOURCES GP	4/22/2003	0.1644	0.9333
NI	NI	March-03	EPS	QTR	NISOURCE INC	4/29/2003	0.88	1.68
NST	BSE	March-03	EPS	QTR	NSTAR	5/1/2003	0.395	1.755
NU	NU	March-03	EPS	QTR	NORTHEAST UTILS	4/22/2003	0.47	1.33
OGE	OGE	March-03	EPS	QTR	OGE ENERGY CORP	4/30/2003	0	1.6
OTTR	OTTR	March-03	EPS	QTR	OTTER TAIL CORP.	4/28/2003	0.38	1.77
PGN	CPL	March-03	EPS	QTR	PROGRESS ENERGY	4/23/2003	0.79	3.86
PNM	PNM	March-03	EPS	QTR	PNM RESOURCES	4/29/2003	0.3533	1.1466
PNW	AZP	March-03	EPS	QTR	PINNACLE WST CAP	5/2/2003	0.22	3.01
POM	POM	March-03	EPS	QTR	PEPCO HOLDINGS	4/25/2003	0.2	1.67
PPL	PPL	March-03	EPS	QTR	PP&L CORP	4/29/2003	0.53	1.79
PSD	PSD	March-03	EPS	QTR	PUGET ENERGY INC	5/15/2003	0.45	1.41
SCG	SCG	March-03	EPS	QTR	SCANA CP	4/25/2003	0.75	2.39
SO	SO	March-03	EPS	QTR	SOUTHN CO	4/30/2003	0.41	1.95
SRE	SDO	March-03	EPS	QTR	SEMPRA ENERGY	5/1/2003	0.56	2.53
TXU	TXU	March-03	EPS	QTR	TXU CORP	5/1/2003	0.15	0.855
VVC	SIG	March-03	EPS	QTR	VECTREN CORP	4/24/2003	0.82	1.84
WEC	WPC	March-03	EPS	QTR	WISCONSIN ENERGY	4/30/2003	0.79	2.29
WPS	WPS	March-03	EPS	QTR	WPS RESOURCES CP	4/24/2003	0.92	2.95
XEL	NSP	March-03	EPS	QTR	XCEL ENERGY INC	4/29/2003	0.33	1.39
AEE	UEP	June-03	EPS	QTR	AMEREN CP	7/30/2003	0.68	3.01
AEP	AEP	June-03	EPS	QTR	AMERN ELEC PWR	7/30/2003	0.44	2.78
D	D	June-03	EPS	QTR	DOMINION RES INC	7/17/2003	0.84	5.03
DTE	DTE	June-03	EPS	QTR	DTE ENERGY	7/28/2003	0.48	3.71
DUK	DUK	June-03	EPS	QTR	DUKE ENERGY CORP	7/30/2003	0.3	1.57
EAS	NGE	June-03	EPS	QTR	ENERGY EAST CORP	7/25/2003	0.19	1.84
ED	ED	June-03	EPS	QTR	CONS EDISON INC	7/17/2003	0.29	2.9
EDE	EDE	June-03	EPS	QTR	EMPIRE DIST ELEC	7/24/2003	0.13	1.38
ETR	MSU	June-03	EPS	QTR	ENTERGY CP	7/28/2003	1.17	4.13
FE	OEC	June-03	EPS	QTR	FIRSTENERGY CORP	8/5/2003	0.39	2.48
GXP	KLT	June-03	EPS	QTR	GREAT PLAINS	7/23/2003	0.47	2.27
HE	HE	June-03	EPS	QTR	HAWAIIAN ELEC	7/21/2003	0.345	1.48
IDA	IDA	June-03	EPS	QTR	IDACORP INC.	8/7/2003	-0.02	0.1
LNT	WPL	June-03	EPS	QTR	ALLIANT ENER	7/28/2003	0.13	1.5
MDU	MDU	June-03	EPS	QTR	MDU RESOURCES GP	7/24/2003	0.2578	1.0355
NI	NI	June-03	EPS	QTR	NISOURCE INC	7/30/2003	0.15	1.73
NST	BSE	June-03	EPS	QTR	NSTAR	7/24/2003	0.365	1.81
NU	NU	June-03	EPS	QTR	NORTHEAST UTILS	7/22/2003	0.21	1.32
OGE	OGE	June-03	EPS	QTR	OGE ENERGY CORP	8/6/2003	0.41	1.65
OTTR	OTTR	June-03	EPS	QTR	OTTER TAIL CORP.	7/28/2003	0.32	1.68
PGN	CPL	June-03	EPS	QTR	PROGRESS ENERGY	7/23/2003	0.67	3.7
PNM	PNM	June-03	EPS	QTR	PNM RESOURCES	7/29/2003	0.2933	1.2532
PNW	AZP	June-03	EPS	QTR	PINNACLE WST CAP	7/28/2003	0.61	2.73
POM	POM	June-03	EPS	QTR	PEPCO HOLDINGS	7/24/2003	0.31	1.55
PPL	PPL	June-03	EPS	QTR	PP&L CORP	7/29/2003	0.335	1.75
PSD	PSD	June-03	EPS	QTR	PUGET ENERGY INC	7/23/2003	0.22	1.29
SCG	SCG	June-03	EPS	QTR	SCANA CP	7/25/2003	0.38	2.41
SO	SO	June-03	EPS	QTR	SOUTHN CO	7/29/2003	0.49	1.97
SRE	SDO	June-03	EPS	QTR	SEMPRA ENERGY	8/7/2003	0.55	2.49
TXU	TXU	June-03	EPS	QTR	TXU CORP	7/31/2003	0.245	0.735
VVC	SIG	June-03	EPS	QTR	VECTREN CORP	7/22/2003	0.06	1.69
WEC	WPC	June-03	EPS	QTR	WISCONSIN ENERGY	7/31/2003	0.42	2.34

WPS	WPS	June-03 EPS	QTR	WPS RESOURCES CP	7/24/2003	0.08	2.67
XEL	NSP	June-03 EPS	QTR	XCEL ENERGY INC	8/1/2003	0.17	1.19
AEE	UEP	September-03 EPS	QTR	AMEREN CP	10/24/2003	1.51	2.89
AEP	AEP	September-03 EPS	QTR	AMERN ELEC PWR	10/24/2003	0.76	2.33
D	D	September-03 EPS	QTR	DOMINION RES INC	10/21/2003	1.3	4.79
DTE	DTE	September-03 EPS	QTR	DTE ENERGY	11/7/2003	0.67	3.42
DUK	DUK	September-03 EPS	QTR	DUKE ENERGY CORP	10/30/2003	0.35	1.4
EAS	NGE	September-03 EPS	QTR	ENERGY EAST CORP	10/24/2003	0.01	1.67
ED	ED	September-03 EPS	QTR	CONS EDISON INC	10/16/2003	1.16	2.73
EDE	EDE	September-03 EPS	QTR	EMPIRE DIST ELEC	10/23/2003	0.73	1.29
ETR	MSU	September-03 EPS	QTR	ENTERGY CP	10/23/2003	1.57	4.2
FE	OEC	September-03 EPS	QTR	FIRSTENERGY CORP	10/23/2003	0.81	2.1
GXP	KLK	September-03 EPS	QTR	GREAT PLAINS	10/22/2003	1.04	2.2
HE	HE	September-03 EPS	QTR	HAWAIIAN ELEC	10/27/2003	0.405	1.44
IDA	IDA	September-03 EPS	QTR	IDACORP INC.	11/6/2003	1.22	1.04
LNT	WPL	September-03 EPS	QTR	ALLIANT ENER	10/30/2003	0.78	1.69
MDU	MDU	September-03 EPS	QTR	MDU RESOURCES GP	10/24/2003	0.3822	1.0844
NI	NI	September-03 EPS	QTR	NISOURCE INC	10/30/2003	0.05	1.67
NST	BSE	September-03 EPS	QTR	NSTAR	10/23/2003	0.595	1.72
NU	NU	September-03 EPS	QTR	NORTHEAST UTILS	10/27/2003	0.35	1.4
OGE	OGE	September-03 EPS	QTR	OGE ENERGY CORP	11/12/2003	1.22	1.63
OTTR	OTTR	September-03 EPS	QTR	OTTER TAIL CORP.	11/3/2003	0.46	1.64
PGN	CPL	September-03 EPS	QTR	PROGRESS ENERGY	10/22/2003	1.28	3.45
PNM	PNM	September-03 EPS	QTR	PNM RESOURCES	10/30/2003	0.4333	1.2932
PNW	AZP	September-03 EPS	QTR	PINNACLE WST CAP	10/24/2003	1.2	2.56
POM	POM	September-03 EPS	QTR	PEPCO HOLDINGS	10/23/2003	0.71	1.46
PPL	PPL	September-03 EPS	QTR	PP&L CORP	10/23/2003	0.5	1.775
PSD	PSD	September-03 EPS	QTR	PUGET ENERGY INC	10/23/2003	0.1	1.32
SCG	SCG	September-03 EPS	QTR	SCANA CP	10/24/2003	0.74	2.41
SO	SO	September-03 EPS	QTR	SOUTH CO	10/21/2003	0.85	1.98
SRE	SDO	September-03 EPS	QTR	SEMPRA ENERGY	11/6/2003	1.09	2.85
TXU	TXU	September-03 EPS	QTR	TXU CORP	11/5/2003	0.505	0.78
VVC	SIG	September-03 EPS	QTR	VECTREN CORP	10/22/2003	0.1	1.58
WEC	WPC	September-03 EPS	QTR	WISCONSIN ENERGY	10/23/2003	0.47	2.31
WPS	WPS	September-03 EPS	QTR	WPS RESOURCES CP	10/24/2003	1	2.72
XEL	NSP	September-03 EPS	QTR	XCEL ENERGY INC	10/23/2003	0.44	1.24
AEE	UEP	December-03 EPS	QTR	AMEREN CP	2/10/2004	0.24	2.95
AEP	AEP	December-03 EPS	QTR	AMERN ELEC PWR	2/3/2004	0.4	2.21
D	D	December-03 EPS	QTR	DOMINION RES INC	1/23/2004	0.84	4.5
DTE	DTE	December-03 EPS	QTR	DTE ENERGY	2/5/2004	0.94	3.15
DUK	DUK	December-03 EPS	QTR	DUKE ENERGY CORP	1/29/2004	0.22	1.3
EAS	NGE	December-03 EPS	QTR	ENERGY EAST CORP	1/30/2004	0.31	1.44
ED	ED	December-03 EPS	QTR	CONS EDISON INC	1/22/2004	0.65	2.82
EDE	EDE	December-03 EPS	QTR	EMPIRE DIST ELEC	1/29/2004	0.21	1.34
ETR	MSU	December-03 EPS	QTR	ENTERGY CP	2/2/2004	0.38	4.24
FE	OEC	December-03 EPS	QTR	FIRSTENERGY CORP	2/19/2004	0.3	1.89
GXP	KLK	December-03 EPS	QTR	GREAT PLAINS	2/4/2004	0.29	2.08
HE	HE	December-03 EPS	QTR	HAWAIIAN ELEC	1/20/2004	0.495	1.575
IDA	IDA	December-03 EPS	QTR	IDACORP INC.	2/5/2004	0.1	1.22
LNT	WPL	December-03 EPS	QTR	ALLIANT ENER	1/30/2004	0.43	1.5
MDU	MDU	December-03 EPS	QTR	MDU RESOURCES GP	1/22/2004	0.2667	1.0711
NI	NI	December-03 EPS	QTR	NISOURCE INC	1/30/2004	0.53	1.61
NST	BSE	December-03 EPS	QTR	NSTAR	1/22/2004	0.34	1.695
NU	NU	December-03 EPS	QTR	NORTHEAST UTILS	1/27/2004	0.21	1.24
OGE	OGE	December-03 EPS	QTR	OGE ENERGY CORP	1/28/2004	0.03	1.66
OTTR	OTTR	December-03 EPS	QTR	OTTER TAIL CORP.	2/2/2004	0.36	1.52
PGN	CPL	December-03 EPS	QTR	PROGRESS ENERGY	1/21/2004	0.82	3.56
PNM	PNM	December-03 EPS	QTR	PNM RESOURCES	2/10/2004	0.2267	1.3066
PNW	AZP	December-03 EPS	QTR	PINNACLE WST CAP	1/29/2004	0.54	2.57
POM	POM	December-03 EPS	QTR	PEPCO HOLDINGS	2/26/2004	0.03	1.25
PPL	PPL	December-03 EPS	QTR	PP&L CORP	1/28/2004	0.49	1.855
PSD	PSD	December-03 EPS	QTR	PUGET ENERGY INC	2/10/2004	0.48	1.25
SCG	SCG	December-03 EPS	QTR	SCANA CP	2/13/2004	0.63	2.5
SO	SO	December-03 EPS	QTR	SOUTH CO	1/29/2004	0.22	1.97
SRE	SDO	December-03 EPS	QTR	SEMPRA ENERGY	2/24/2004	0.7	2.9
TXU	TXU	December-03 EPS	QTR	TXU CORP	2/12/2004	0.1	1
VVC	SIG	December-03 EPS	QTR	VECTREN CORP	1/28/2004	0.58	1.56
WEC	WPC	December-03 EPS	QTR	WISCONSIN ENERGY	2/11/2004	0.64	2.32
WPS	WPS	December-03 EPS	QTR	WPS RESOURCES CP	1/29/2004	0.71	2.71
XEL	NSP	December-03 EPS	QTR	XCEL ENERGY INC	1/28/2004	0.35	1.29
AEE	UEP	March-04 EPS	QTR	AMEREN CP	4/29/2004	0.55	2.98
AEP	AEP	March-04 EPS	QTR	AMERN ELEC PWR	4/29/2004	0.72	2.32
D	D	March-04 EPS	QTR	DOMINION RES INC	4/20/2004	1.37	4.35
DTE	DTE	March-04 EPS	QTR	DTE ENERGY	4/28/2004	0.89	2.98
DUK	DUK	March-04 EPS	QTR	DUKE ENERGY CORP	4/29/2004	0.32	1.19
EAS	NGE	March-04 EPS	QTR	ENERGY EAST CORP	5/7/2004	0.82	1.33
ED	ED	March-04 EPS	QTR	CONS EDISON INC	4/22/2004	0.68	2.78
EDE	EDE	March-04 EPS	QTR	EMPIRE DIST ELEC	4/22/2004	0.06	1.13
ETR	MSU	March-04 EPS	QTR	ENTERGY CP	4/26/2004	0.81	3.93

FE	OEC	March-04	EPS	QTR	FIRSTENERGY CORP	5/7/2004	0.53	2.03
GXP	KLT	March-04	EPS	QTR	GREAT PLAINS	4/21/2004	0.42	2.22
HE	HE	March-04	EPS	QTR	HAWAIIAN ELEC	4/20/2004	0.4	1.645
IDA	IDA	March-04	EPS	QTR	IDACORP INC.	5/6/2004	0.51	1.81
LNT	WPL	March-04	EPS	QTR	ALLIANT ENER	4/30/2004	0.31	1.65
MDU	MDU	March-04	EPS	QTR	MDU RESOURCES GP	4/20/2004	0.1333	1.04
NI	NI	March-04	EPS	QTR	NISOURCE INC	4/30/2004	0.82	1.55
NST	BSE	March-04	EPS	QTR	NSTAR	4/29/2004	0.465	1.765
NU	NU	March-04	EPS	QTR	NORTHEAST UTILS	4/29/2004	0.53	1.3
OGE	OGE	March-04	EPS	QTR	OGE ENERGY CORP	5/5/2004	0.11	1.77
OTTR	OTTR	March-04	EPS	QTR	OTTER TAIL CORP.	5/3/2004	0.31	1.45
PGN	CPL	March-04	EPS	QTR	PROGRESS ENERGY	4/21/2004	0.64	3.41
PNM	PNM	March-04	EPS	QTR	PNM RESOURCES	4/26/2004	0.4067	1.36
PNW	AZP	March-04	EPS	QTR	PINNACLE WST CAP	5/7/2004	0.33	2.68
POM	POM	March-04	EPS	QTR	PEPCO HOLDINGS	5/7/2004	0.18	1.23
PPL	PPL	March-04	EPS	QTR	PP&L CORP	4/28/2004	0.515	1.84
PSD	PSD	March-04	EPS	QTR	PUGET ENERGY INC	5/15/2004	0.67	1.47
SCG	SCG	March-04	EPS	QTR	SCANA CP	4/23/2004	0.91	2.66
SO	SO	March-04	EPS	QTR	SOUTHN CO	4/28/2004	0.45	2.01
SRE	SDO	March-04	EPS	QTR	SEMPRA ENERGY	4/29/2004	0.96	3.3
TXU	TXU	March-04	EPS	QTR	TXU CORP	5/6/2004	0.315	1.165
VVC	SIG	March-04	EPS	QTR	VECTREN CORP	4/27/2004	0.73	1.47
WEC	WPC	March-04	EPS	QTR	WISCONSIN ENERGY	5/3/2004	0.76	2.29
WPS	WPS	March-04	EPS	QTR	WPS RESOURCES CP	4/21/2004	1.22	3.01
XEL	NSP	March-04	EPS	QTR	XCEL ENERGY INC	4/28/2004	0.35	1.31
AEE	UEP	June-04	EPS	QTR	AMEREN CP	7/29/2004	0.65	2.95
AEP	AEP	June-04	EPS	QTR	AMERN ELEC PWR	7/30/2004	0.38	2.26
D	D	June-04	EPS	QTR	DOMINION RES INC	7/27/2004	0.81	4.32
DTE	DTE	June-04	EPS	QTR	DTE ENERGY	7/28/2004	0.23	2.73
DUK	DUK	June-04	EPS	QTR	DUKE ENERGY CORP	7/29/2004	0.42	1.31
EAS	NGE	June-04	EPS	QTR	ENERGY EAST CORP	8/5/2004	0.22	1.36
ED	ED	June-04	EPS	QTR	CONSOLIDATED EDI	7/22/2004	0.37	2.86
EDE	EDE	June-04	EPS	QTR	EMPIRE DIST ELEC	7/22/2004	0.08	1.08
ETR	MSU	June-04	EPS	QTR	ENTERGY CP	8/2/2004	1.08	3.84
FE	OEC	June-04	EPS	QTR	FIRSTENERGY CORP	7/28/2004	0.67	2.31
GXP	KLT	June-04	EPS	QTR	GREAT PLAINS	7/26/2004	0.59	2.34
HE	HE	June-04	EPS	QTR	HAWAIIAN ELEC	7/19/2004	0.44	1.74
IDA	IDA	June-04	EPS	QTR	IDACORP INC.	8/5/2004	0.34	2.17
LNT	WPL	June-04	EPS	QTR	ALLIANT ENER	7/27/2004	0.24	1.76
MDU	MDU	June-04	EPS	QTR	MDU RESOURCES GP	7/21/2004	0.3333	1.1155
NI	NI	June-04	EPS	QTR	NISOURCE INC	7/29/2004	0.13	1.53
NST	BSE	June-04	EPS	QTR	NSTAR	7/22/2004	0.35	1.75
NU	NU	June-04	EPS	QTR	NORTHEAST UTILS	7/28/2004	0.2	1.29
OGE	OGE	June-04	EPS	QTR	OGE ENERGY CORP	8/4/2004	0.44	1.8
OTTR	OTTR	June-04	EPS	QTR	OTTER TAIL CORP.	8/2/2004	0.3	1.43
PGN	CPL	June-04	EPS	QTR	PROGRESS ENERGY	7/21/2004	0.79	3.53
PNM	PNM	June-04	EPS	QTR	PNM RESOURCES	7/26/2004	0.28	1.3467
PNW	AZP	June-04	EPS	QTR	PINNACLE WST CAP	7/29/2004	0.55	2.62
POM	POM	June-04	EPS	QTR	PEPCO HOLDINGS	8/6/2004	0.48	1.4
PPL	PPL	June-04	EPS	QTR	PP&L CORP	7/28/2004	0.36	1.865
PSD	PSD	June-04	EPS	QTR	PUGET ENERGY INC	8/19/2004	0.16	1.41
SCG	SCG	June-04	EPS	QTR	SCANA CP	7/23/2004	0.54	2.82
SO	SO	June-04	EPS	QTR	SOUTHN CO	7/28/2004	0.48	2
SRE	SDO	June-04	EPS	QTR	SEMPRA ENERGY	8/5/2004	0.55	3.3
TXU	TXU	June-04	EPS	QTR	TXU CORP	7/29/2004	0.25	1.17
VVC	SIG	June-04	EPS	QTR	VECTREN CORP	7/28/2004	0.04	1.45
WEC	WPC	June-04	EPS	QTR	WISCONSIN ENERGY	8/5/2004	0.32	2.19
WPS	WPS	June-04	EPS	QTR	WPS RESOURCES CP	7/21/2004	0.26	3.19
XEL	NSP	June-04	EPS	QTR	XCEL ENERGY INC	7/28/2004	0.2	1.34
AEE	UEP	September-04	EPS	QTR	AMEREN CP	10/22/2004	1.2	2.64
AEP	AEP	September-04	EPS	QTR	AMERN ELEC PWR	10/21/2004	0.8	2.3
D	D	September-04	EPS	QTR	DOMINION RES INC	10/21/2004	1.21	4.23
DTE	DTE	September-04	EPS	QTR	DTE ENERGY	11/4/2004	0.4	2.46
DUK	DUK	September-04	EPS	QTR	DUKE ENERGY CORP	11/3/2004	0.38	1.34
EAS	NGE	September-04	EPS	QTR	ENERGY EAST CORP	11/4/2004	0.12	1.47
ED	ED	September-04	EPS	QTR	CONSOLIDATED EDI	10/21/2004	1.09	2.79
EDE	EDE	September-04	EPS	QTR	EMPIRE DIST ELEC	10/28/2004	0.63	0.98
ETR	MSU	September-04	EPS	QTR	ENTERGY CP	10/21/2004	1.39	3.66
FE	OEC	September-04	EPS	QTR	FIRSTENERGY CORP	10/21/2004	0.97	2.47
GXP	KLT	September-04	EPS	QTR	GREAT PLAINS	10/21/2004	0.91	2.21
HE	HE	September-04	EPS	QTR	HAWAIIAN ELEC	10/25/2004	0.51	1.845
IDA	IDA	September-04	EPS	QTR	IDACORP INC.	11/4/2004	0.68	1.63
LNT	WPL	September-04	EPS	QTR	ALLIANT ENER	10/29/2004	0.76	1.74
MDU	MDU	September-04	EPS	QTR	MDU RESOURCES GP	10/19/2004	0.4	1.1333
NI	NI	September-04	EPS	QTR	NISOURCE INC	10/27/2004	0.08	1.56
NST	BSE	September-04	EPS	QTR	NSTAR	10/28/2004	0.59	1.745
NU	NU	September-04	EPS	QTR	NORTHEAST UTILS	10/25/2004	0.3	1.24
OGE	OGE	September-04	EPS	QTR	OGE ENERGY CORP	11/4/2004	1.07	1.65
OTTR	OTTR	September-04	EPS	QTR	OTTER TAIL CORP.	11/1/2004	0.42	1.39

PNG	CPL	September-04	EPS	QTR	PROGRESS ENERGY	11/4/2004	1.01	3.26
PNM	PNM	September-04	EPS	QTR	PNM RESOURCES	11/7/2004	0.45	1.3634
PNW	AZP	September-04	EPS	QTR	PINNACLE WST CAP	10/22/2004	1.15	2.57
POM	POM	September-04	EPS	QTR	PEPCO HOLDINGS	11/8/2004	0.68	1.37
PPL	PPL	September-04	EPS	QTR	PP&L CORP	10/20/2004	0.515	1.88
PSD	PSD	September-04	EPS	QTR	PUGET ENERGY INC	10/22/2004	0.11	1.42
SCG	SCG	September-04	EPS	QTR	SCANA CP	10/22/2004	0.71	2.79
SO	SO	September-04	EPS	QTR	SOUTHN CO	10/21/2004	0.87	2.02
SRE	SDO	September-04	EPS	QTR	SEMPRA ENERGY	11/4/2004	0.94	3.15
TXU	TXU	September-04	EPS	QTR	TXU CORP	10/22/2004	0.655	1.32
VVC	SIG	September-04	EPS	QTR	VECTREN CORP	10/28/2004	0.13	1.48
WEC	WPC	September-04	EPS	QTR	WISCONSIN ENERGY	11/2/2004	0.46	2.18
WPS	WPS	September-04	EPS	QTR	WPS RESOURCES CP	10/28/2004	0.99	3.18
XEL	NSP	September-04	EPS	QTR	XCEL ENERGY INC	10/22/2004	0.4	1.3
AEE	UEP	December-04	EPS	QTR	AMEREN CP	2/8/2005	0.42	2.82
AEP	AEP	December-04	EPS	QTR	AMERN ELEC PWR	1/27/2005	0.42	2.32
D	D	December-04	EPS	QTR	DOMINION RES INC	1/27/2005	1.22	4.61
DTE	DTE	December-04	EPS	QTR	DTE ENERGY	2/10/2005	0.94	2.46
DUK	DUK	December-04	EPS	QTR	DUKE ENERGY CORP	2/2/2005	0.23	1.35
EAS	NGE	December-04	EPS	QTR	ENERGY EAST CORP	2/10/2005	0.39	1.55
ED	ED	December-04	EPS	QTR	CONSOLIDATED EDI	1/27/2005	0.49	2.63
EDE	EDE	December-04	EPS	QTR	EMPIRE DIST ELEC	2/3/2005	0.08	0.85
ETR	MSU	December-04	EPS	QTR	ENTERGY CP	1/31/2005	0.5	3.78
FE	OEC	December-04	EPS	QTR	FIRSTENERGY CORP	2/15/2005	0.72	2.89
GXP	KLT	December-04	EPS	QTR	GREAT PLAINS	2/2/2005	0.53	2.45
HE	HE	December-04	EPS	QTR	HAWAIIAN ELEC	2/7/2005	0.31	1.66
IDA	IDA	December-04	EPS	QTR	IDACORP INC.	2/16/2005	0.37	1.9
LNT	WPL	December-04	EPS	QTR	ALLIANT ENER	1/28/2005	0.46	1.77
MDU	MDU	December-04	EPS	QTR	MDU RESOURCES GP	1/28/2005	0.3	1.1666
NI	NI	December-04	EPS	QTR	NISOURCE INC	1/31/2005	0.58	1.61
NST	BSE	December-04	EPS	QTR	NSTAR	1/27/2005	0.355	1.76
NU	NU	December-04	EPS	QTR	NORTHEAST UTILS	2/4/2005	0.26	1.29
OGE	OGE	December-04	EPS	QTR	OGE ENERGY CORP	2/25/2005	0.1	1.72
OTTR	OTTR	December-04	EPS	QTR	OTTER TAIL CORP.	2/7/2005	0.52	1.55
PNG	CPL	December-04	EPS	QTR	PROGRESS ENERGY	3/3/2005	0.62	3.06
PNM	PNM	December-04	EPS	QTR	PNM RESOURCES	2/22/2005	0.3	1.4367
PNW	AZP	December-04	EPS	QTR	PINNACLE WST CAP	1/28/2005	0.34	2.37
POM	POM	December-04	EPS	QTR	PEPCO HOLDINGS	3/15/2005	0.16	1.5
PPL	PPL	December-04	EPS	QTR	PP&L CORP	2/2/2005	0.465	1.855
PSD	PSD	December-04	EPS	QTR	PUGET ENERGY INC	2/9/2005	0.61	1.55
SCG	SCG	December-04	EPS	QTR	SCANA CP	2/11/2005	0.51	2.67
SO	SO	December-04	EPS	QTR	SOUTHN CO	1/25/2005	0.24	2.04
SRE	SDO	December-04	EPS	QTR	SEMPRA ENERGY	2/23/2005	1.43	3.88
TXU	TXU	December-04	EPS	QTR	TXU CORP	2/2/2005	0.335	1.555
VVC	SIG	December-04	EPS	QTR	VECTREN CORP	1/26/2005	0.55	1.45
WEC	WPC	December-04	EPS	QTR	WISCONSIN ENERGY	2/10/2005	0.79	2.33
WPS	WPS	December-04	EPS	QTR	WPS RESOURCES CP	1/31/2005	1.61	4.08
XEL	NSP	December-04	EPS	QTR	XCEL ENERGY INC	2/1/2005	0.31	1.26
AEE	UEP	March-05	EPS	QTR	AMEREN CP	4/28/2005	0.62	2.89
AEP	AEP	March-05	EPS	QTR	AMERN ELEC PWR	4/28/2005	0.88	2.48
D	D	March-05	EPS	QTR	DOMINION RES INC	5/4/2005	1.44	4.68
DTE	DTE	March-05	EPS	QTR	DTE ENERGY	4/28/2005	0.88	2.45
DUK	DUK	March-05	EPS	QTR	DUKE ENERGY CORP	5/4/2005	0.43	1.46
EAS	NGE	March-05	EPS	QTR	ENERGY EAST CORP	5/5/2005	1.05	1.78
ED	ED	March-05	EPS	QTR	CONSOLIDATED EDI	4/21/2005	0.75	2.7
EDE	EDE	March-05	EPS	QTR	EMPIRE DIST ELEC	4/28/2005	-0.01	0.78
ETR	MSU	March-05	EPS	QTR	ENTERGY CP	4/25/2005	0.79	3.76
FE	OEC	March-05	EPS	QTR	FIRSTENERGY CORP	4/27/2005	0.47	2.83
GXP	KLT	March-05	EPS	QTR	GREAT PLAINS	5/4/2005	0.27	2.3
HE	HE	March-05	EPS	QTR	HAWAIIAN ELEC	4/25/2005	0.3	1.56
IDA	IDA	March-05	EPS	QTR	IDACORP INC.	5/5/2005	0.55	1.94
LNT	WPL	March-05	EPS	QTR	ALLIANT ENER	4/28/2005	0.28	1.74
MDU	MDU	March-05	EPS	QTR	MDU RESOURCES GP	4/19/2005	0.1933	1.2266
NI	NI	March-05	EPS	QTR	NISOURCE INC	4/29/2005	0.77	1.56
NST	BSE	March-05	EPS	QTR	NSTAR	4/28/2005	0.43	1.725
NU	NU	March-05	EPS	QTR	NORTHEAST UTILS	4/28/2005	0.45	1.21
OGE	OGE	March-05	EPS	QTR	OGE ENERGY CORP	5/4/2005	0.06	1.67
OTTR	OTTR	March-05	EPS	QTR	OTTER TAIL CORP.	5/2/2005	0.37	1.61
PNG	CPL	March-05	EPS	QTR	PROGRESS ENERGY	4/28/2005	0.52	2.94
PNM	PNM	March-05	EPS	QTR	PNM RESOURCES	4/26/2005	0.5	1.53
PNW	AZP	March-05	EPS	QTR	PINNACLE WST CAP	4/26/2005	0.27	2.31
POM	POM	March-05	EPS	QTR	PEPCO HOLDINGS	5/9/2005	0.26	1.58
PPL	PPL	March-05	EPS	QTR	PP&L CORP	5/6/2005	0.525	1.865
PSD	PSD	March-05	EPS	QTR	PUGET ENERGY INC	4/28/2005	0.72	1.6
SCG	SCG	March-05	EPS	QTR	SCANA CP	4/29/2005	0.89	2.65
SO	SO	March-05	EPS	QTR	SOUTHN CO	4/26/2005	0.43	2.02
SRE	SDO	March-05	EPS	QTR	SEMPRA ENERGY	5/4/2005	0.92	3.84
TXU	TXU	March-05	EPS	QTR	TXU CORP	5/5/2005	0.505	1.745
VVC	SIG	March-05	EPS	QTR	VECTREN CORP	4/26/2005	0.74	1.46

WEC	WPC	March-05	EPS	QTR	WISCONSIN ENERGY	4/28/2005	0.76	2.33
WPS	WPS	March-05	EPS	QTR	WPS RESOURCES CP	5/4/2005	1.62	4.48
XEL	NSP	March-05	EPS	QTR	XCEL ENERGY INC	4/27/2005	0.3	1.21
AEE	UEP	June-05	EPS	QTR	AMEREN CP	7/28/2005	0.93	3.17
AEP	AEP	June-05	EPS	QTR	AMERN ELEC PWR	7/29/2005	0.61	2.71
D	D	June-05	EPS	QTR	DOMINION RES INC	8/3/2005	0.99	4.86
DTE	DTE	June-05	EPS	QTR	DTE ENERGY	7/28/2005	0.21	2.43
DUK	DUK	June-05	EPS	QTR	DUKE ENERGY CORP	8/3/2005	0.3	1.34
EAS	NGE	June-05	EPS	QTR	ENERGY EAST CORP	8/4/2005	0.12	1.68
ED	ED	June-05	EPS	QTR	CONSOLIDATED EDI	7/21/2005	0.48	2.81
EDE	EDE	June-05	EPS	QTR	EMPIRE DIST ELEC	7/28/2005	0.12	0.82
ETR	MSU	June-05	EPS	QTR	ENTERGY CP	8/1/2005	1.33	4.01
FE	OEC	June-05	EPS	QTR	FIRSTENERGY CORP	7/27/2005	0.71	2.87
HE	HE	June-05	EPS	QTR	HAWAIIAN ELEC	7/25/2005	0.35	1.47
IDA	IDA	June-05	EPS	QTR	IDACORP INC.	8/4/2005	0.22	1.82
LNT	WPL	June-05	EPS	QTR	ALLIANT ENER	8/5/2005	0.31	1.81
MDU	MDU	June-05	EPS	QTR	MDU RESOURCES GP	7/21/2005	0.3333	1.2266
NI	NI	June-05	EPS	QTR	NISOURCE INC	7/28/2005	0.14	1.57
NST	BSE	June-05	EPS	QTR	NSTAR	7/28/2005	0.31	1.685
NU	NU	June-05	EPS	QTR	NORTHEAST UTILS	7/26/2005	0.14	1.15
OGE	OGE	June-05	EPS	QTR	OGE ENERGY CORP	8/3/2005	0.42	1.65
OTTR	OTTR	June-05	EPS	QTR	OTTER TAIL CORP.	8/1/2005	0.37	1.68
PGN	CPL	June-05	EPS	QTR	PROGRESS ENERGY	7/28/2005	0.63	2.78
PNM	PNM	June-05	EPS	QTR	PNM RESOURCES	7/26/2005	0.2	1.45
PNW	AZP	June-05	EPS	QTR	PINNACLE WST CAP	7/27/2005	0.89	2.65
POM	POM	June-05	EPS	QTR	PEPCO HOLDINGS	8/8/2005	0.34	1.44
PPL	PPL	June-05	EPS	QTR	PP&L CORP	8/2/2005	0.455	1.96
PSD	PSD	June-05	EPS	QTR	PUGET ENERGY INC	8/2/2005	0.14	1.58
SCG	SCG	June-05	EPS	QTR	SCANA CP	7/22/2005	0.36	2.47
SO	SO	June-05	EPS	QTR	SOUTH CO	7/26/2005	0.52	2.06
SRE	SDO	June-05	EPS	QTR	SEMPRA ENERGY	8/2/2005	0.49	3.78
TXU	TXU	June-05	EPS	QTR	TXU CORP	8/2/2005	0.785	2.28
VVC	SIG	June-05	EPS	QTR	VECTREN CORP	7/27/2005	0.18	1.6
WEC	WPC	June-05	EPS	QTR	WISCONSIN ENERGY	7/27/2005	0.34	2.35
WPS	WPS	June-05	EPS	QTR	WPS RESOURCES CP	8/4/2005	0.62	4.84
XEL	NSP	June-05	EPS	QTR	XCEL ENERGY INC	7/27/2005	0.19	1.2
AEE	UEP	September-05	EPS	QTR	AMEREN CP	11/1/2005	1.37	3.34
AEP	AEP	September-05	EPS	QTR	AMERN ELEC PWR	10/27/2005	0.95	2.86
D	D	September-05	EPS	QTR	DOMINION RES INC	11/2/2005	1.08	4.73
DTE	DTE	September-05	EPS	QTR	DTE ENERGY	11/2/2005	0.03	2.06
DUK	DUK	September-05	EPS	QTR	DUKE ENERGY CORP	11/2/2005	0.56	1.52
EAS	NGE	September-05	EPS	QTR	ENERGY EAST CORP	11/3/2005	0.14	1.7
ED	ED	September-05	EPS	QTR	CONSOLIDATED EDI	10/20/2005	1.17	2.89
EDE	EDE	September-05	EPS	QTR	EMPIRE DIST ELEC	10/27/2005	0.78	0.97
ETR	MSU	September-05	EPS	QTR	ENTERGY CP	11/1/2005	1.65	4.27
FE	OEC	September-05	EPS	QTR	FIRSTENERGY CORP	10/25/2005	1.04	2.94
GXP	KLT	September-05	EPS	QTR	GREAT PLAINS	11/1/2005	1.05	2.76
HE	HE	September-05	EPS	QTR	HAWAIIAN ELEC	11/9/2005	0.46	1.42
IDA	IDA	September-05	EPS	QTR	IDACORP INC.	11/3/2005	0.56	1.7
LNT	WPL	September-05	EPS	QTR	ALLIANT ENER	11/4/2005	1.15	2.2
MDU	MDU	September-05	EPS	QTR	MDU RESOURCES GP	10/20/2005	0.48	1.3066
NI	NI	September-05	EPS	QTR	NISOURCE INC	11/4/2005	0.06	1.55
NST	BSE	September-05	EPS	QTR	NSTAR	10/27/2005	0.72	1.815
NU	NU	September-05	EPS	QTR	NORTHEAST UTILS	11/7/2005	0.06	0.91
OGE	OGE	September-05	EPS	QTR	OGE ENERGY CORP	11/4/2005	1.18	1.76
OTTR	OTTR	September-05	EPS	QTR	OTTER TAIL CORP.	10/31/2005	0.61	1.87
PGN	CPL	September-05	EPS	QTR	PROGRESS ENERGY	10/27/2005	1.44	3.21
PNM	PNM	September-05	EPS	QTR	PNM RESOURCES	10/25/2005	0.46	1.46
PNW	AZP	September-05	EPS	QTR	PINNACLE WST CAP	10/27/2005	1.89	3.39
POM	POM	September-05	EPS	QTR	PEPCO HOLDINGS	11/3/2005	0.73	1.49
PPL	PPL	September-05	EPS	QTR	PP&L CORP	11/1/2005	0.56	2.005
PSD	PSD	September-05	EPS	QTR	PUGET ENERGY INC	11/1/2005	0.06	1.53
SCG	SCG	September-05	EPS	QTR	SCANA CP	10/28/2005	0.88	2.64
SO	SO	September-05	EPS	QTR	SOUTH CO	10/25/2005	0.97	2.16
SRE	SDO	September-05	EPS	QTR	SEMPRA ENERGY	11/2/2005	1.07	3.91
TXU	TXU	September-05	EPS	QTR	TXU CORP	11/1/2005	1.175	2.8
VVC	SIG	September-05	EPS	QTR	VECTREN CORP	10/26/2005	0.22	1.69
WEC	WPC	September-05	EPS	QTR	WISCONSIN ENERGY	10/26/2005	0.56	2.45
WPS	WPS	September-05	EPS	QTR	WPS RESOURCES CP	11/3/2005	1.25	5.1
XEL	NSP	September-05	EPS	QTR	XCEL ENERGY INC	10/26/2005	0.47	1.27
AEE	UEP	December-05	EPS	QTR	AMEREN CP	2/14/2006	0.21	3.13
AEP	AEP	December-05	EPS	QTR	AMERN ELEC PWR	2/1/2006	0.29	2.73
D	D	December-05	EPS	QTR	DOMINION RES INC	1/26/2006	1.02	4.53
DTE	DTE	December-05	EPS	QTR	DTE ENERGY	2/15/2006	2.12	3.24
DUK	DUK	December-05	EPS	QTR	DUKE ENERGY CORP	2/1/2006	0.42	1.71
EAS	NGE	December-05	EPS	QTR	ENERGY EAST CORP	2/9/2006	0.47	1.78
ED	ED	December-05	EPS	QTR	CONSOLIDATED EDI	1/26/2006	0.59	2.99
EDE	EDE	December-05	EPS	QTR	EMPIRE DIST ELEC	2/2/2006	0.05	0.94
ETR	MSU	December-05	EPS	QTR	ENTERGY CP	1/31/2006	0.59	4.36

FE	OEC	December-05	EPS	QTR	FIRSTENERGY CORP	2/15/2006	0.77	2.99
GXP	KLT	December-05	EPS	QTR	GREAT PLAINS	2/9/2006	0.57	2.42
HE	HE	December-05	EPS	QTR	HAWAIIAN ELEC	1/30/2006	0.46	1.57
IDA	IDA	December-05	EPS	QTR	IDACORP INC.	2/9/2006	0.29	1.62
LNT	WPL	December-05	EPS	QTR	ALLIANT ENER	2/8/2006	0.58	2.32
MDU	MDU	December-05	EPS	QTR	MDU RESOURCES GP	1/27/2006	0.4067	1.4133
NI	NI	December-05	EPS	QTR	NISOURCE INC	1/31/2006	0.45	1.42
NST	BSE	December-05	EPS	QTR	NSTAR	1/26/2006	0.36	1.82
NU	NU	December-05	EPS	QTR	NORTHEAST UTILS	2/15/2006	0.32	0.97
OGE	OGE	December-05	EPS	QTR	OGE ENERGY CORP	2/24/2006	0.2	1.86
OTTR	OTTR	December-05	EPS	QTR	OTTER TAIL CORP.	2/6/2006	0.42	1.77
PGN	CPL	December-05	EPS	QTR	PROGRESS ENERGY	2/15/2006	0.71	3.3
PNM	PNM	December-05	EPS	QTR	PNM RESOURCES	1/30/2006	0.42	1.58
PNW	AZP	December-05	EPS	QTR	PINNACLE WST CAP	2/1/2006	0.24	3.29
POM	POM	December-05	EPS	QTR	PEPCO HOLDINGS	3/13/2006	0.18	1.51
PPL	PPL	December-05	EPS	QTR	PP&L CORP	2/1/2006	0.52	2.06
PSD	PSD	December-05	EPS	QTR	PUGET ENERGY INC	2/7/2006	0.52	1.44
SCG	SCG	December-05	EPS	QTR	SCANA CP	2/10/2006	0.65	2.78
SO	SO	December-05	EPS	QTR	SOUTHN CO	1/26/2006	0.21	2.13
SRE	SDO	December-05	EPS	QTR	SEMPRA ENERGY	2/22/2006	1.69	4.17
TXU	TXU	December-05	EPS	QTR	TXU CORP	2/2/2006	0.86	3.325
VVC	SIG	December-05	EPS	QTR	VECTREN CORP	2/8/2006	0.67	1.81
WEC	WPC	December-05	EPS	QTR	WISCONSIN ENERGY	2/8/2006	0.77	2.43
WPS	WPS	December-05	EPS	QTR	WPS RESOURCES CP	1/31/2006	0.53	4.02
XEL	NSP	December-05	EPS	QTR	XCEL ENERGY INC	2/1/2006	0.24	1.2
AEE	UEP	March-06	EPS	QTR	AMEREN CP	5/4/2006	0.34	2.85
AEP	AEP	March-06	EPS	QTR	AMERN ELEC PWR	4/27/2006	0.96	2.81
D	D	March-06	EPS	QTR	DOMINION RES INC	5/3/2006	1.63	4.72
DTE	DTE	March-06	EPS	QTR	DTE ENERGY	4/26/2006	0.96	3.32
DUK	DUK	March-06	EPS	QTR	DUKE ENERGY CORP	5/2/2006	0.48	1.76
EAS	NGE	March-06	EPS	QTR	ENERGY EAST CORP	5/4/2006	0.9	1.63
ED	ED	March-06	EPS	QTR	CONSOLIDATED EDI	5/3/2006	0.74	2.98
EDE	EDE	March-06	EPS	QTR	EMPIRE DIST ELEC	4/27/2006	0.06	1.01
ETR	MSU	March-06	EPS	QTR	ENTERGY CP	5/2/2006	0.9	4.47
FE	OEC	March-06	EPS	QTR	FIRSTENERGY CORP	4/26/2006	0.67	3.19
GXP	KLT	March-06	EPS	QTR	GREAT PLAINS	5/3/2006	0.33	2.22
HE	HE	March-06	EPS	QTR	HAWAIIAN ELEC	5/1/2006	0.4	1.67
IDA	IDA	March-06	EPS	QTR	IDACORP INC.	5/9/2006	0.6	1.67
LNT	WPL	March-06	EPS	QTR	ALLIANT ENER	5/3/2006	0.47	2.51
MDU	MDU	March-06	EPS	QTR	MDU RESOURCES GP	4/24/2006	0.2933	1.5133
NI	NI	March-06	EPS	QTR	NISOURCE INC	5/3/2006	0.65	1.3
NST	BSE	March-06	EPS	QTR	NSTAR	4/27/2006	0.41	1.8
NU	NU	March-06	EPS	QTR	NORTHEAST UTILS	5/4/2006	0.34	0.86
OGE	OGE	March-06	EPS	QTR	OGE ENERGY CORP	5/3/2006	0.26	2.06
OTTR	OTTR	March-06	EPS	QTR	OTTER TAIL CORP.	5/1/2006	0.5	1.9
PGN	CPL	March-06	EPS	QTR	PROGRESS ENERGY	5/9/2006	0.51	3.29
PNM	PNM	March-06	EPS	QTR	PNM RESOURCES	5/2/2006	0.39	1.47
PNW	AZP	March-06	EPS	QTR	PINNACLE WST CAP	5/9/2006	0.12	3.14
POM	POM	March-06	EPS	QTR	PEPCO HOLDINGS	5/5/2006	0.27	1.52
PPL	PPL	March-06	EPS	QTR	PP&L CORP	5/4/2006	0.7	2.235
PSD	PSD	March-06	EPS	QTR	PUGET ENERGY INC	5/4/2006	0.63	1.35
SCG	SCG	March-06	EPS	QTR	SCANA CP	4/27/2006	0.8	2.69
SO	SO	March-06	EPS	QTR	SOUTHN CO	4/25/2006	0.35	2.05
SRE	SDO	March-06	EPS	QTR	SEMPRA ENERGY	5/2/2006	0.91	4.16
TXU	TXU	March-06	EPS	QTR	TXU CORP	5/2/2006	1.09	3.91
VVC	SIG	March-06	EPS	QTR	VECTREN CORP	4/25/2006	0.76	1.83
WEC	WPC	March-06	EPS	QTR	WISCONSIN ENERGY	5/1/2006	0.88	2.55
WPS	WPS	March-06	EPS	QTR	WPS RESOURCES CP	5/4/2006	1.51	3.91
XEL	NSP	March-06	EPS	QTR	XCEL ENERGY INC	4/27/2006	0.36	1.26
AEE	UEP	June-06	EPS	QTR	AMEREN CP	8/3/2006	0.6	2.52
AEP	AEP	June-06	EPS	QTR	AMERN ELEC PWR	7/27/2006	0.44	2.64
D	D	June-06	EPS	QTR	DOMINION RES INC	8/3/2006	0.84	4.57
DTE	DTE	June-06	EPS	QTR	DTE ENERGY	7/27/2006	-0.01	3.1
DUK	DUK	June-06	EPS	QTR	DUKE ENERGY CORP	8/3/2006	0.43	1.89
EAS	NGE	June-06	EPS	QTR	ENERGY EAST CORP	8/3/2006	0.19	1.7
ED	ED	June-06	EPS	QTR	CONSOLIDATED EDI	8/2/2006	0.51	3.01
EDE	EDE	June-06	EPS	QTR	EMPIRE DIST ELEC	7/27/2006	0.27	1.16
ETR	MSU	June-06	EPS	QTR	ENTERGY CP	8/8/2006	1.22	4.36
FE	OEC	June-06	EPS	QTR	FIRSTENERGY CORP	8/1/2006	0.94	3.42
GXP	KLT	June-06	EPS	QTR	GREAT PLAINS	8/2/2006	0.54	2.49
HE	HE	June-06	EPS	QTR	HAWAIIAN ELEC	8/1/2006	0.33	1.65
IDA	IDA	June-06	EPS	QTR	IDACORP INC.	8/8/2006	0.53	1.98
LNT	WPL	June-06	EPS	QTR	ALLIANT ENER	8/3/2006	0.39	2.59
MDU	MDU	June-06	EPS	QTR	MDU RESOURCES GP	7/28/2006	0.39	1.57
NI	NI	June-06	EPS	QTR	NISOURCE INC	8/2/2006	0.1	1.26
NST	BSE	June-06	EPS	QTR	NSTAR	7/27/2006	0.43	1.92
NU	NU	June-06	EPS	QTR	NORTHEAST UTILS	8/3/2006	0.24	0.96
OGE	OGE	June-06	EPS	QTR	OGE ENERGY CORP	8/2/2006	0.63	2.27
OTTR	OTTR	June-06	EPS	QTR	OTTER TAIL CORP.	7/31/2006	0.37	1.9

PGN	CPL	June-06 EPS	QTR	PROGRESS ENERGY	8/10/2006	0.32	2.98
PNM	PNM	June-06 EPS	QTR	PNM RESOURCES	8/2/2006	0.25	1.52
PNW	AZP	June-06 EPS	QTR	PINNACLE WST CAP	7/21/2006	1.03	3.28
POM	POM	June-06 EPS	QTR	PEPCO HOLDINGS	8/4/2006	0.27	1.45
PPL	PPL	June-06 EPS	QTR	PP&L CORP	8/3/2006	0.51	2.29
PSD	PSD	June-06 EPS	QTR	PUGET ENERGY INC	8/3/2006	0.18	1.39
SCG	SCG	June-06 EPS	QTR	SCANA CP	7/28/2006	0.46	2.79
SO	SO	June-06 EPS	QTR	SOUTHN CO	7/27/2006	0.52	2.05
SRE	SDO	June-06 EPS	QTR	SEMPRA ENERGY	8/3/2006	0.63	4.3
TXU	TXU	June-06 EPS	QTR	TXU CORP	8/1/2006	1.39	4.515
VVC	SIG	June-06 EPS	QTR	VECTREN CORP	8/3/2006	0.06	1.71
WEC	WPC	June-06 EPS	QTR	WISCONSIN ENERGY	8/1/2006	0.5	2.71
WPS	WPS	June-06 EPS	QTR	WPS RESOURCES CP	8/3/2006	0.8	4.09
XEL	NSP	June-06 EPS	QTR	XCEL ENERGY INC	8/1/2006	0.24	1.31
AEE	UEP	September-06 EPS	QTR	AMEREN CP	20061103	1.42	
AEP	AEP	September-06 EPS	QTR	AMERN ELEC PWR	20061031	0.99	
D	D	September-06 EPS	QTR	DOMINION RES INC	20061101	1.87	
DTE	DTE	September-06 EPS	QTR	DTE ENERGY	20061101	1.16	
DUK	DUK	September-06 EPS	QTR	DUKE ENERGY CORP	20061103	0.48	
EAS	NGE	September-06 EPS	QTR	ENERGY EAST CORP	20061102	0.14	
ED	ED	September-06 EPS	QTR	CONSOLIDATED EDI	20061102	0.92	
EDE	EDE	September-06 EPS	QTR	EMPIRE DIST ELEC	20061026	0.74	
ETR	MSU	September-06 EPS	QTR	ENTERGY CP	20061031	1.8	
FE	OEC	September-06 EPS	QTR	FIRSTENERGY CORP	20061025	1.42	
GXP	KLT	September-06 EPS	QTR	GREAT PLAINS	20061102	0.71	
HE	HE	September-06 EPS	QTR	HAWAIIAN ELEC	20061101	0.4	
IDA	IDA	September-06 EPS	QTR	IDACORP INC.	20061102	0.76	
LNT	WPL	September-06 EPS	QTR	ALLIANT ENER	20061031	0.75	
MDU	MDU	September-06 EPS	QTR	MDU RESOURCES GP	20061023	0.61	
NI	NI	September-06 EPS	QTR	NISOURCE INC	20061102	0.1	
NST	BSE	September-06 EPS	QTR	NSTAR	20061026	0.72	
NU	NU	September-06 EPS	QTR	NORTHEAST UTILS	20061106	0.22	
OGE	OGE	September-06 EPS	QTR	OGE ENERGY CORP	20061101	1.32	
OTTR	OTTR	September-06 EPS	QTR	OTTER TAIL CORP.	20061030	0.45	
PGN	CPL	September-06 EPS	QTR	PROGRESS ENERGY	20061103	0.89	
PNM	PNM	September-06 EPS	QTR	PNM RESOURCES	20061102	0.63	
PNW	AZP	September-06 EPS	QTR	PINNACLE WST CAP	20061027	1.84	
POM	POM	September-06 EPS	QTR	PEPCO HOLDINGS	20061102	0.58	
PPL	PPL	September-06 EPS	QTR	PP&L CORP	20061031	0.55	
PSD	PSD	September-06 EPS	QTR	PUGET ENERGY INC	20061102	0.14	
SCG	SCG	September-06 EPS	QTR	SCANA CP	20061027	0.76	
SO	SO	September-06 EPS	QTR	SOUTHN CO	20061026	0.99	
SRE	SDO	September-06 EPS	QTR	SEMPRA ENERGY	20061102	1.27	
TXU	TXU	September-06 EPS	QTR	TXU CORP	20061109	1.84	
VVC	SIG	September-06 EPS	QTR	VECTREN CORP	20061102	0.15	
WEC	WPC	September-06 EPS	QTR	WISCONSIN ENERGY	20061026	0.6	
WPS	WPS	September-06 EPS	QTR	WPS RESOURCES CP	20061102	0.81	
XEL	NSP	September-06 EPS	QTR	XCEL ENERGY INC	20061026	0.53	
AEE	UEP	December-06 EPS	QTR	AMEREN CP	2/15/2007	0.43	2.79
AEP	AEP	December-06 EPS	QTR	AMERN ELEC PWR	1/30/2007	0.38	2.77
D	D	December-06 EPS	QTR	DOMINION RES INC	1/31/2007	0.78	5.12
DTE	DTE	December-06 EPS	QTR	DTE ENERGY	2/26/2007	0.77	2.91
DUK	DUK	December-06 EPS	QTR	DUKE ENERGY CORP	2/6/2007	0.43	1.81
EAS	NGE	December-06 EPS	QTR	ENERGY EAST CORP	2/28/2007	0.52	1.76
ED	ED	December-06 EPS	QTR	CONSOLIDATED EDI	1/19/2007	0.78	2.95
EDE	EDE	December-06 EPS	QTR	EMPIRE DIST ELEC	2/1/2007	0.27	1.39
ETR	MSU	December-06 EPS	QTR	ENTERGY CP	1/30/2007	0.79	4.72
FE	OEC	December-06 EPS	QTR	FIRSTENERGY CORP	2/20/2007	0.84	3.88
GXP	KLT	December-06 EPS	QTR	GREAT PLAINS	2/7/2007	0.42	2
HE	HE	December-06 EPS	QTR	HAWAIIAN ELEC	2/23/2007	0.2	1.33
IDA	IDA	December-06 EPS	QTR	IDACORP INC.	2/15/2007	0.26	2.15
LNT	WPL	December-06 EPS	QTR	ALLIANT ENER	2/8/2007	0.57	2.18
MDU	MDU	December-06 EPS	QTR	MDU RESOURCES GP	1/30/2007	0.45	1.74
NI	NI	December-06 EPS	QTR	NISOURCE INC	1/30/2007	0.43	1.28
NST	BSE	December-06 EPS	QTR	NSTAR	1/25/2007	0.38	1.93
NU	NU	December-06 EPS	QTR	NORTHEAST UTILS	2/19/2007	0.36	1.16
OGE	OGE	December-06 EPS	QTR	OGE ENERGY CORP	2/16/2007	0.24	2.45
OTTR	OTTR	December-06 EPS	QTR	OTTER TAIL CORP.	2/5/2007	0.37	1.69
PGN	CPL	December-06 EPS	QTR	PROGRESS ENERGY	2/14/2007	0.6	2.32
PNM	PNM	December-06 EPS	QTR	PNM RESOURCES	2/13/2007	0.52	1.8
PNW	AZP	December-06 EPS	QTR	PINNACLE WST CAP	1/30/2007	0.14	3.13
POM	POM	December-06 EPS	QTR	PEPCO HOLDINGS	3/1/2007	0.2	1.33
PPL	PPL	December-06 EPS	QTR	PP&L CORP	2/1/2007	0.47	2.22
PSD	PSD	December-06 EPS	QTR	PUGET ENERGY INC	2/6/2007	0.49	1.52
SCG	SCG	December-06 EPS	QTR	SCANA CP	2/9/2007	0.57	2.59
SO	SO	December-06 EPS	QTR	SOUTHN CO	1/25/2007	0.25	2.1
SRE	SDO	December-06 EPS	QTR	SEMPRA ENERGY	2/22/2007	1.42	4.24
TXU	TXU	December-06 EPS	QTR	TXU CORP	2/27/2007	1.2	5.55

VVC	SIG	December-06 EPS	QTR	VECTREN CORP	1/31/2007	0.56	1.53
WEC	WPC	December-06 EPS	QTR	WISCONSIN ENERGY	2/7/2007	0.6	2.58
WPS	WPS	December-06 EPS	QTR	WPS RESOURCES CP	1/31/2007	0.54	3.67
XEL	NSP	December-06 EPS	QTR	XCEL ENERGY INC	1/31/2007	0.23	1.35
AEE	UEP	March-07 EPS	QTR	AMEREN CP	5/10/2007	0.63	3.08
AEP	AEP	March-07 EPS	QTR	AMERN ELEC PWR	4/26/2007	0.68	2.49
D	D	March-07 EPS	QTR	DOMINION RES INC	5/2/2007	1.5	4.99
DTE	DTE	March-07 EPS	QTR	DTE ENERGY	5/2/2007	0.64	2.56
DUK	DUK	March-07 EPS	QTR	DUKE ENERGY CORP	5/8/2007	0.3	1.64
EAS	NGE	March-07 EPS	QTR	ENERGY EAST CORP	5/3/2007	0.9	1.75
ED	ED	March-07 EPS	QTR	CONSOLIDATED EDI	5/10/2007	1.03	3.24
EDE	EDE	March-07 EPS	QTR	EMPIRE DIST ELEC	4/26/2007	0.15	1.43
ETR	MSU	March-07 EPS	QTR	ENTERGY CP	4/26/2007	1.02	4.83
FE	OEC	March-07 EPS	QTR	FIRSTENERGY CORP	5/3/2007	0.88	4.08
GXP	KLT	March-07 EPS	QTR	GREAT PLAINS	5/2/2007	-0.13	1.54
HE	HE	March-07 EPS	QTR	HAWAIIAN ELEC	5/3/2007	0.17	1.1
IDA	IDA	March-07 EPS	QTR	IDACORP INC.	5/9/2007	0.56	2.11
LNT	WPL	March-07 EPS	QTR	ALLIANT ENER	5/4/2007	0.54	2.25
MDU	MDU	March-07 EPS	QTR	MDU RESOURCES GP	4/23/2007	0.23	1.68
NI	NI	March-07 EPS	QTR	NISOURCE INC	5/3/2007	0.76	1.39
NST	BSE	March-07 EPS	QTR	NSTAR	4/26/2007	0.45	1.98
NU	NU	March-07 EPS	QTR	NORTHEAST UTILS	4/26/2007	0.46	1.28
OGE	OGE	March-07 EPS	QTR	OGE ENERGY CORP	5/2/2007	0.19	2.38
OTTR	OTTR	March-07 EPS	QTR	OTTER TAIL CORP.	5/7/2007	0.34	1.53
PGN	CPL	March-07 EPS	QTR	PROGRESS ENERGY	5/7/2007	0.61	2.42
PNM	PNM	March-07 EPS	QTR	PNM RESOURCES	5/7/2007	0.39	1.79
PNW	AZP	March-07 EPS	QTR	PINNACLE WST CAP	4/25/2007	0.16	3.17
POM	POM	March-07 EPS	QTR	PEPCO HOLDINGS	5/7/2007	0.27	1.32
PPL	PPL	March-07 EPS	QTR	PP&L CORP	5/3/2007	0.65	2.18
PSD	PSD	March-07 EPS	QTR	PUGET ENERGY INC	4/26/2007	0.68	1.49
SCG	SCG	March-07 EPS	QTR	SCANA CP	4/26/2007	0.73	2.52
SO	SO	March-07 EPS	QTR	SOUTHN CO	4/27/2007	0.41	2.17
SRE	SDO	March-07 EPS	QTR	SEMPRA ENERGY	5/2/2007	0.86	4.18
TXU	TXU	March-07 EPS	QTR	TXU CORP	5/9/2007	0.96	5.39
VVC	SIG	March-07 EPS	QTR	VECTREN CORP	4/24/2007	0.88	1.65
WEC	WPC	March-07 EPS	QTR	WISCONSIN ENERGY	5/1/2007	0.85	2.55
XEL	NSP	March-07 EPS	QTR	XCEL ENERGY INC	4/25/2007	0.28	1.28
AEE	UEP	June-07 EPS	QTR	AMEREN CP	8/2/2007	0.69	3.17
AEP	AEP	June-07 EPS	QTR	AMERN ELEC PWR	7/31/2007	0.64	2.69
D	D	June-07 EPS	QTR	DOMINION RES INC	8/1/2007	0.89	5.04
DTE	DTE	June-07 EPS	QTR	DTE ENERGY	8/13/2007	0.38	2.95
DUK	DUK	June-07 EPS	QTR	DUKE ENERGY CORP	8/7/2007	0.25	1.46
EAS	NGE	June-07 EPS	QTR	ENERGY EAST CORP	8/2/2007	0.12	1.68
ED	ED	June-07 EPS	QTR	CONSOLIDATED EDI	8/2/2007	0.57	3.3
EDE	EDE	June-07 EPS	QTR	EMPIRE DIST ELEC	7/26/2007	0.19	1.35
ETR	MSU	June-07 EPS	QTR	ENTERGY CP	7/31/2007	1.32	4.93
FE	OEC	June-07 EPS	QTR	FIRSTENERGY CORP	8/7/2007	1.13	4.27
GXP	KLT	June-07 EPS	QTR	GREAT PLAINS	8/1/2007	0.42	1.42
HE	HE	June-07 EPS	QTR	HAWAIIAN ELEC	8/6/2007	0.21	0.98
IDA	IDA	June-07 EPS	QTR	IDACORP INC.	8/8/2007	0.42	2
LNT	WPL	June-07 EPS	QTR	ALLIANT ENER	8/6/2007	0.4	2.26
MDU	MDU	June-07 EPS	QTR	MDU RESOURCES GP	7/24/2007	0.45	1.74
NI	NI	June-07 EPS	QTR	NISOURCE INC	8/2/2007	0.12	1.41
NST	BSE	June-07 EPS	QTR	NSTAR	7/26/2007	0.47	2.02
NU	NU	June-07 EPS	QTR	NORTHEAST UTILS	8/6/2007	0.3	1.34
OGE	OGE	June-07 EPS	QTR	OGE ENERGY CORP	8/2/2007	0.68	2.43
OTTR	OTTR	June-07 EPS	QTR	OTTER TAIL CORP.	8/6/2007	0.53	1.69
PGN	CPL	June-07 EPS	QTR	PROGRESS ENERGY	8/8/2007	0.65	2.75
PNM	PNM	June-07 EPS	QTR	PNM RESOURCES	8/2/2007	0.13	1.67
PNW	AZP	June-07 EPS	QTR	PINNACLE WST CAP	7/26/2007	0.78	2.92
POM	POM	June-07 EPS	QTR	PEPCO HOLDINGS	8/6/2007	0.3	1.35
PPL	PPL	June-07 EPS	QTR	PP&L CORP	8/2/2007	0.63	2.3
PSD	PSD	June-07 EPS	QTR	PUGET ENERGY INC	8/6/2007	0.33	1.64
SCG	SCG	June-07 EPS	QTR	SCANA CP	7/27/2007	0.47	2.53
SO	SO	June-07 EPS	QTR	SOUTHN CO	7/26/2007	0.55	2.2
SRE	SDO	June-07 EPS	QTR	SEMPRA ENERGY	8/2/2007	1.06	4.61
TXU	TXU	June-07 EPS	QTR	TXU CORP	8/7/2007	0.93	4.93
VVC	SIG	June-07 EPS	QTR	VECTREN CORP	8/1/2007	0.19	1.78
WEC	WPC	June-07 EPS	QTR	WISCONSIN ENERGY	7/31/2007	0.49	2.54
XEL	NSP	June-07 EPS	QTR	XCEL ENERGY INC	7/25/2007	0.29	1.33
AEE	AEE Equity	September-07 EPS	QTR	#NAME?	11/9/2007	#NAME?	#NAME?
AEP	AEP Equity	September-07 EPS	QTR	#NAME?	10/24/2007	#NAME?	#NAME?
D	D Equity	September-07 EPS	QTR	#NAME?	11/1/2007	#NAME?	#NAME?
DTE	DTE Equity	September-07 EPS	QTR	#NAME?	11/8/2007	#NAME?	#NAME?
DUK	DUK Equity	September-07 EPS	QTR	#NAME?	11/2/2007	#NAME?	#NAME?
EAS	EAS Equity	September-07 EPS	QTR	#NAME?	11/1/2007	#NAME?	#NAME?

ED	ED Equity	September-07	EPS	QTR	#NAME?	11/1/2007	#NAME?	#NAME?
EDE	EDE Equity	September-07	EPS	QTR	#NAME?	10/25/2007	#NAME?	#NAME?
ETR	ETR Equity	September-07	EPS	QTR	#NAME?	11/5/2007	#NAME?	#NAME?
FE	FE Equity	September-07	EPS	QTR	#NAME?	10/30/2007	#NAME?	#NAME?
GXP	GXP Equity	September-07	EPS	QTR	#NAME?	10/30/2007	#NAME?	#NAME?
HE	HE Equity	September-07	EPS	QTR	#NAME?	11/1/2007	#NAME?	#NAME?
IDA	IDA Equity	September-07	EPS	QTR	#NAME?	11/30/2007	#NAME?	#NAME?
LNT	LNT Equity	September-07	EPS	QTR	#NAME?	11/2/2007	#NAME?	#NAME?
MDU	MDU Equity	September-07	EPS	QTR	#NAME?	10/23/2007	#NAME?	#NAME?
NI	NI Equity	September-07	EPS	QTR	#NAME?	11/2/2007	#NAME?	#NAME?
NST	NST Equity	September-07	EPS	QTR	#NAME?	11/14/2007	#NAME?	#NAME?
NU	NU Equity	September-07	EPS	QTR	#NAME?	11/5/2007	#NAME?	#NAME?
OGE	OGE Equity	September-07	EPS	QTR	#NAME?	11/1/2007	#NAME?	#NAME?
OTTR	OTTR Equity	September-07	EPS	QTR	#NAME?	11/1/2007	#NAME?	#NAME?
PGN	PGN Equity	September-07	EPS	QTR	#NAME?	11/1/2007	#NAME?	#NAME?
PNM	PNM Equity	September-07	EPS	QTR	#NAME?	11/1/2007	#NAME?	#NAME?
PNW	PNW Equity	September-07	EPS	QTR	#NAME?	10/25/2007	#NAME?	#NAME?
POM	POM Equity	September-07	EPS	QTR	#NAME?	11/1/2007	#NAME?	#NAME?
PPL	PPL Equity	September-07	EPS	QTR	#NAME?	10/31/2007	#NAME?	#NAME?
PSD	PSD Equity	September-07	EPS	QTR	#NAME?	11/27/2007	#NAME?	#NAME?
SCG	SCG Equity	September-07	EPS	QTR	#NAME?	11/2/2007	#NAME?	#NAME?
SO	SO Equity	September-07	EPS	QTR	#NAME?	10/25/2007	#NAME?	#NAME?
SRE	SRE Equity	September-07	EPS	QTR	#NAME?	11/9/2007	#NAME?	#NAME?
VVC	VVC Equity	September-07	EPS	QTR	#NAME?	11/1/2007	#NAME?	#NAME?
WEC	WEC Equity	September-07	EPS	QTR	#NAME?	10/30/2007	#NAME?	#NAME?
XEL	XEL Equity	September-07	EPS	QTR	#NAME?	10/25/2007	#NAME?	#NAME?

AEE	AEE Equity	December-07	EPS	QTR	#NAME?	2/14/2008	#NAME?	#NAME?
AEP	AEP Equity	December-07	EPS	QTR	#NAME?	1/29/2008	#NAME?	#NAME?
D	D Equity	December-07	EPS	QTR	#NAME?	1/30/2008	#NAME?	#NAME?
DTE	DTE Equity	December-07	EPS	QTR	#NAME?	2/28/2008	#NAME?	#NAME?
DUK	DUK Equity	December-07	EPS	QTR	#NAME?	2/5/2008	#NAME?	#NAME?
EAS	EAS Equity	December-07	EPS	QTR	#NAME?	2/28/2008	#NAME?	#NAME?
ED	ED Equity	December-07	EPS	QTR	#NAME?	1/24/2008	#NAME?	#NAME?
EDE	EDE Equity	December-07	EPS	QTR	#NAME?	1/31/2008	#NAME?	#NAME?
ETR	ETR Equity	December-07	EPS	QTR	#NAME?	1/29/2008	#NAME?	#NAME?
FE	FE Equity	December-07	EPS	QTR	#NAME?	2/25/2008	#NAME?	#NAME?
GXP	GXP Equity	December-07	EPS	QTR	#NAME?	2/6/2008	#NAME?	#NAME?
HE	HE Equity	December-07	EPS	QTR	#NAME?	2/21/2008	#NAME?	#NAME?
IDA	IDA Equity	December-07	EPS	QTR	#NAME?	2/29/2008	#NAME?	#NAME?
LNT	LNT Equity	December-07	EPS	QTR	#NAME?	2/6/2008	#NAME?	#NAME?
MDU	MDU Equity	December-07	EPS	QTR	#NAME?	1/25/2008	#NAME?	#NAME?
NI	NI Equity	December-07	EPS	QTR	#NAME?	1/30/2008	#NAME?	#NAME?
NST	NST Equity	December-07	EPS	QTR	#NAME?	2/27/2008	#NAME?	#NAME?
NU	NU Equity	December-07	EPS	QTR	#NAME?	2/20/2008	#NAME?	#NAME?
OGE	OGE Equity	December-07	EPS	QTR	#NAME?	2/28/2008	#NAME?	#NAME?
OTTR	OTTR Equity	December-07	EPS	QTR	#NAME?	2/5/2008	#NAME?	#NAME?
PGN	PGN Equity	December-07	EPS	QTR	#NAME?	2/28/2008	#NAME?	#NAME?
PNM	PNM Equity	December-07	EPS	QTR	#NAME?	2/11/2008	#NAME?	#NAME?
PNW	PNW Equity	December-07	EPS	QTR	#NAME?	1/30/2008	#NAME?	#NAME?
POM	POM Equity	December-07	EPS	QTR	#NAME?	2/29/2008	#NAME?	#NAME?
PPL	PPL Equity	December-07	EPS	QTR	#NAME?	1/31/2008	#NAME?	#NAME?
PSD	PSD Equity	December-07	EPS	QTR	#NAME?	2/29/2008	#NAME?	#NAME?
SCG	SCG Equity	December-07	EPS	QTR	#NAME?	2/15/2008	#NAME?	#NAME?
SO	SO Equity	December-07	EPS	QTR	#NAME?	1/30/2008	#NAME?	#NAME?
SRE	SRE Equity	December-07	EPS	QTR	#NAME?	2/29/2008	#NAME?	#NAME?
VVC	VVC Equity	December-07	EPS	QTR	#NAME?	1/30/2008	#NAME?	#NAME?
WEC	WEC Equity	December-07	EPS	QTR	#NAME?	2/5/2008	#NAME?	#NAME?
XEL	XEL Equity	December-07	EPS	QTR	#NAME?	1/30/2008	#NAME?	#NAME?

AEE	AEE Equity	March-08	EPS	QTR	#NAME?	#NAME?	#NAME?	0.64	3.30
AEP	AEP Equity	March-08	EPS	QTR	#NAME?	#NAME?	#NAME?	1.02	3.34
D	D Equity	March-08	EPS	QTR	#NAME?	#NAME?	#NAME?	1.00	3.27
DTE	DTE Equity	March-08	EPS	QTR	#NAME?	#NAME?	#NAME?	0.78	2.99
DUK	DUK Equity	March-08	EPS	QTR	#NAME?	#NAME?	#NAME?	0.35	1.29
EAS	EAS Equity	March-08	EPS	QTR	#NAME?	#NAME?	#NAME?	0.83	1.57
ED	ED Equity	March-08	EPS	QTR	#NAME?	#NAME?	#NAME?	0.87	3.32
EDE	EDE Equity	March-08	EPS	QTR	#NAME?	#NAME?	#NAME?	0.21	1.15
ETR	ETR Equity	March-08	EPS	QTR	#NAME?	#NAME?	#NAME?	1.56	6.30
FE	FE Equity	March-08	EPS	QTR	#NAME?	#NAME?	#NAME?	0.87	4.19
GXP	GXP Equity	March-08	EPS	QTR	#NAME?	#NAME?	#NAME?	0.15	1.84
HE	HE Equity	March-08	EPS	QTR	#NAME?	#NAME?	#NAME?	0.41	1.35
IDA	IDA Equity	March-08	EPS	QTR	#NAME?	#NAME?	#NAME?	0.48	1.75
LNT	LNT Equity	March-08	EPS	QTR	#NAME?	#NAME?	#NAME?	0.62	2.73
MDU	MDU Equity	March-08	EPS	QTR	#NAME?	#NAME?	#NAME?	0.39	1.92
NI	NI Equity	March-08	EPS	QTR	#NAME?	#NAME?	#NAME?	0.69	1.26
NST	NST Equity	March-08	EPS	QTR	#NAME?	#NAME?	#NAME?	0.55	2.17
NU	NU Equity	March-08	EPS	QTR	#NAME?	#NAME?	#NAME?	0.57	1.66
OGE	OGE Equity	March-08	EPS	QTR	#NAME?	#NAME?	#NAME?	0.21	2.66

OTTR	OTTR Equity	March-08 EPS	QTR	#NAME?	#NAME?	#NAME?	0.27	1.70
PGN	PGN Equity	March-08 EPS	QTR	#NAME?	#NAME?	#NAME?	0.57	2.83
PNM	PNM Equity	March-08 EPS	QTR	#NAME?	#NAME?	#NAME?	-0.25	0.33
PNW	PNW Equity	March-08 EPS	QTR	#NAME?	#NAME?	#NAME?	-0.05	2.65
POM	POM Equity	March-08 EPS	QTR	#NAME?	#NAME?	#NAME?	0.48	1.75
PPL	PPL Equity	March-08 EPS	QTR	#NAME?	#NAME?	#NAME?	0.61	2.56
PSD	PSD Equity	March-08 EPS	QTR	#NAME?	#NAME?	#NAME?	0.67	1.64
SCG	SCG Equity	March-08 EPS	QTR	#NAME?	#NAME?	#NAME?	0.94	2.94
SO	SO Equity	March-08 EPS	QTR	#NAME?	#NAME?	#NAME?	0.47	2.27
SRE	SRE Equity	March-08 EPS	QTR	#NAME?	#NAME?	#NAME?	0.92	4.50
VVC	VVC Equity	March-08 EPS	QTR	#NAME?	#NAME?	#NAME?	0.84	1.80
WEC	WEC Equity	March-08 EPS	QTR	#NAME?	#NAME?	#NAME?	1.04	3.00
XEL	XEL Equity	March-08 EPS	QTR	#NAME?	#NAME?	#NAME?	0.35	1.51
AEE	AEE Equity	June-08 EPS	QTR	#NAME?	#NAME?	#NAME?	0.67	3.28
AEP	AEP Equity	June-08 EPS	QTR	#NAME?	#NAME?	#NAME?	0.7	3.40
D	D Equity	June-08 EPS	QTR	#NAME?	#NAME?	#NAME?	0.5	2.88
DTE	DTE Equity	June-08 EPS	QTR	#NAME?	#NAME?	#NAME?	0.16	2.77
DUK	DUK Equity	June-08 EPS	QTR	#NAME?	#NAME?	#NAME?	0.27	1.31
EAS	EAS Equity	June-08 EPS	QTR	#NAME?	#NAME?	#NAME?	0.09	1.54
ED	ED Equity	June-08 EPS	QTR	#NAME?	#NAME?	#NAME?	0.42	3.17
EDE	EDE Equity	June-08 EPS	QTR	#NAME?	#NAME?	#NAME?	0.14	1.10
ETR	ETR Equity	June-08 EPS	QTR	#NAME?	#NAME?	#NAME?	1.46	6.44
FE	FE Equity	June-08 EPS	QTR	#NAME?	#NAME?	#NAME?	0.87	3.93
GXP	GXP Equity	June-08 EPS	QTR	#NAME?	#NAME?	#NAME?	0.25	1.67
HE	HE Equity	June-08 EPS	QTR	#NAME?	#NAME?	#NAME?	0.48	1.62
IDA	IDA Equity	June-08 EPS	QTR	#NAME?	#NAME?	#NAME?	0.39	1.72
LNT	LNT Equity	June-08 EPS	QTR	#NAME?	#NAME?	#NAME?	0.4	2.73
MDU	MDU Equity	June-08 EPS	QTR	#NAME?	#NAME?	#NAME?	0.63	2.10
NI	NI Equity	June-08 EPS	QTR	#NAME?	#NAME?	#NAME?	0.08	1.22
NST	NST Equity	June-08 EPS	QTR	#NAME?	#NAME?	#NAME?	0.47	2.17
NU	NU Equity	June-08 EPS	QTR	#NAME?	#NAME?	#NAME?	0.37	1.73
OGE	OGE Equity	June-08 EPS	QTR	#NAME?	#NAME?	#NAME?	0.68	2.66
OTTR	OTTR Equity	June-08 EPS	QTR	#NAME?	#NAME?	#NAME?	0.11	1.28
PGN	PGN Equity	June-08 EPS	QTR	#NAME?	#NAME?	#NAME?	0.77	2.95
PNM	PNM Equity	June-08 EPS	QTR	#NAME?	#NAME?	#NAME?	-0.12	0.08
PNW	PNW Equity	June-08 EPS	QTR	#NAME?	#NAME?	#NAME?	0.83	2.70
POM	POM Equity	June-08 EPS	QTR	#NAME?	#NAME?	#NAME?	0.53	1.98
PPL	PPL Equity	June-08 EPS	QTR	#NAME?	#NAME?	#NAME?	0.5	2.43
PSD	PSD Equity	June-08 EPS	QTR	#NAME?	#NAME?	#NAME?	0.3	1.61
SCG	SCG Equity	June-08 EPS	QTR	#NAME?	#NAME?	#NAME?	0.48	2.95
SO	SO Equity	June-08 EPS	QTR	#NAME?	#NAME?	#NAME?	0.63	2.35
SRE	SRE Equity	June-08 EPS	QTR	#NAME?	#NAME?	#NAME?	0.98	4.42
VVC	VVC Equity	June-08 EPS	QTR	#NAME?	#NAME?	#NAME?	0.06	1.67
WEC	WEC Equity	June-08 EPS	QTR	#NAME?	#NAME?	#NAME?	0.49	3.00
XEL	XEL Equity	June-08 EPS	QTR	#NAME?	#NAME?	#NAME?	0.24	1.46

March-03 EPS	QTR	AMEREN CP	4/30/2003	0.52	3.13
March-03 EPS	QTR	AMERN ELEC PWR	4/29/2003	0.61	2.9
March-03 EPS	QTR	DOMINION RES INC	4/16/2003	1.52	5.16
March-03 EPS	QTR	DTE ENERGY	5/2/2003	1.06	3.65
March-03 EPS	QTR	DUKE ENERGY CORP	4/30/2003	0.43	1.83
March-03 EPS	QTR	ENERGY EAST CORP	4/25/2003	0.93	1.79
March-03 EPS	QTR	CONS EDISON INC	4/17/2003	0.72	3.07
March-03 EPS	QTR	EMPIRE DIST ELEC	4/24/2003	0.27	1.44
March-03 EPS	QTR	ENTERGY CP	4/28/2003	1.12	4.13
March-03 EPS	QTR	FIRSTENERGY CORP	4/30/2003	0.39	2.88
March-03 EPS	QTR	GREAT PLAINS	4/23/2003	0.28	2.37
March-03 EPS	QTR	HAWAIIAN ELEC	4/21/2003	0.33	1.56

Ticker	Beg. Pd.	Ann EPS	Ticker	Ann EPS	End Pd.	4 yr actual growth rate	average	median	Quarter	mean 4yr growth rates	median 4yr growth rates
AEP	December-89	3.25 AEP	AEP	2.71	December-93	-4.441%	0.009859	0.012063	December-93	0.986%	1.206%
D	December-89	2.753 D	D	3.13	December-93	3.261%			March-94	1.867%	0.863%
DTE	December-89	2.65 DTE	DTE	3.33	December-93	5.877%			June-94	3.130%	1.906%
DUK	December-89	1.445 DUK	DUK	1.4	December-93	-0.788%			September-94	3.433%	1.740%
ED	December-89	2.495 ED	ED	2.66	December-93	1.614%			December-94	3.942%	2.526%
EDE	December-89	1.465 EDE	EDE	1.16	December-93	-5.669%			March-95	3.703%	0.948%
HE	December-89	1.525 HE	HE	1.19	December-93	-6.013%			June-95	2.856%	0.731%
IDA	December-89	2.37 IDA	IDA	1.97	December-93	-4.516%			September-95	3.825%	1.796%
MDU	December-89	0.3733 MDU	MDU	0.395	December-93	1.423%			December-95	4.554%	2.39%
NI	December-89	0.845 NI	NI	1.15	December-93	8.009%			March-96	5.742%	2.795%
NU	December-89	1.94 NU	NU	1.86	December-93	-1.047%			June-96	5.962%	4.202%
OGE	December-89	1.525 OGE	OGE	1.55	December-93	0.407%			September-96	5.634%	3.911%
OTTR	December-89	0.965 OTTR	OTTR	1.11	December-93	3.562%			December-96	3.223%	3.355%
PGN	December-89	1.34 PGN	PGN	2.04	December-93	11.079%			March-97	1.178%	3.054%
PNM	December-89	0.9001 PNM	PNM	0.8333	December-93	-1.909%			June-97	1.427%	1.553%
PNW	December-89	1.41 PNW	PNW	1.95	December-93	8.444%			September-97	0.535%	0.000%
POM	December-89	2.16 POM	POM	1.94	December-93	-2.650%			December-97	1.177%	1.032%
PPL	December-89	1.0075 PPL	PPL	1.065	December-93	1.397%			March-98	0.935%	0.925%
PSD	December-89	1.94 PSD	PSD	2.02	December-93	1.015%			June-98	1.548%	1.803%
SCG	December-89	1.52 SCG	SCG	1.86	December-93	5.176%			September-98	2.389%	2.572%
SO	December-89	1.34 SO	SO	1.57	December-93	4.040%			December-98	2.753%	3.071%
TXU	December-89	2.2 TXU	TXU	1.5	December-93	-9.131%			March-99	0.962%	2.728%
WEC	December-89	1.907 WEC	WEC	1.82	December-93	-1.161%			June-99	0.685%	3.039%
WPS	December-89	1.98 WPS	WPS	2.47	December-93	5.684%			September-99	0.977%	1.961%
AEP	March-90	3.17 AEP	AEP	2.82	March-94	-2.883%			December-99	1.855%	1.824%
D	March-90	2.793 D	D	3.22	March-94	3.621%			March-00	2.195%	2.010%
DTE	March-90	2.88 DTE	DTE	3.19	March-94	2.589%			June-00	2.131%	2.027%
DUK	March-90	1.45 DUK	DUK	1.48	March-94	0.513%			September-00	3.392%	3.484%
ED	March-90	2.425 ED	ED	2.81	March-94	3.753%			December-00	4.936%	3.849%
EDE	March-90	1.415 EDE	EDE	1.13	March-94	-5.468%			March-01	7.872%	3.378%
HE	March-90	1.375 HE	HE	1.21	March-94	-3.145%			June-01	7.049%	5.685%
IDA	March-90	2.14 IDA	IDA	1.86	March-94	-3.445%			September-01	6.587%	4.569%
MDU	March-90	0.3753 MDU	MDU	0.3535	March-94	-1.485%			December-01	5.906%	4.782%
NI	March-90	0.825 NI	NI	1.2	March-94	9.820%			March-02	4.968%	4.584%
NU	March-90	1.9 NU	NU	2.15	March-94	3.139%			June-02	3.668%	2.900%
OGE	March-90	1.53 OGE	OGE	1.485	March-94	-0.744%			September-02	2.820%	3.972%
OTTR	March-90	0.955 OTTR	OTTR	1.115	March-94	3.948%			December-02	2.783%	3.550%
PGN	March-90	1.31 PGN	PGN	2.07	March-94	12.118%			March-03	5.383%	2.085%
PNM	March-90	0.9067 PNM	PNM	0.84	March-94	-1.892%			June-03	8.737%	1.637%
PNW	March-90	1.09 PNW	PNW	1.88	March-94	14.600%			September-03	2.856%	0.174%
POM	March-90	1.94 POM	POM	1.95	March-94	0.129%			December-03	0.750%	0.495%
PPL	March-90	1.0325 PPL	PPL	1.065	March-94	0.778%			March-04	0.286%	-0.263%
PSD	March-90	1.95 PSD	PSD	1.9	March-94	-0.647%			June-04	0.340%	-1.312%
SCG	March-90	1.52 SCG	SCG	1.885	March-94	5.528%			September-04	-0.829%	-3.218%
SO	March-90	1.21 SO	SO	1.6	March-94	7.234%			December-04	-0.664%	-1.887%
TXU	March-90	2.315 TXU	TXU	1.3	March-94	-13.434%			March-05	-1.521%	-0.724%
WEC	March-90	1.82 WEC	WEC	1.89	March-94	0.948%			June-05	-1.816%	-0.657%
WPS	March-90	1.77 WPS	WPS	2.52	March-94	9.234%			September-05	-0.416%	0.266%
AEP	June-90	3.1 AEP	AEP	2.91	June-94	-1.569%			December-05	0.649%	0.717%
D	June-90	3.013 D	D	3.22	June-94	1.675%			March-06	2.376%	3.477%
DTE	June-90	3.03 DTE	DTE	3.09	June-94	0.491%			June-06	3.290%	3.330%
DUK	June-90	1.26 DUK	DUK	1.495	June-94	4.368%			September-06	5.304%	3.798%
ED	June-90	2.365 ED	ED	2.91	June-94	5.321%			December-06	4.832%	3.012%
EDE	June-90	1.37 EDE	EDE	1.16	June-94	-4.074%			March-07	5.092%	1.303%
HE	June-90	1.335 HE	HE	1.145	June-94	-3.765%			June-07	6.997%	2.340%
IDA	June-90	1.97 IDA	IDA	1.8	June-94	-2.231%			September-07	1.874%	2.172%
MDU	June-90	0.3516 MDU	MDU	0.3733	June-94	1.508%			December-07	1.099%	2.916%
NI	June-90	0.835 NI	NI	1.2	June-94	9.490%			Mar-08	3.295%	3.836%
NU	June-90	1.93 NU	NU	2.38	June-94	5.379%			June-08	1.830%	2.921%

						June-94	0.031305	0.019059				
OGF		1.615	OGF	June-94		1.62			0.077%	0.000773		
OTTR		0.97	OTTR	June-94		1.1			3.194%	0.031942		
PGN		1.35	PGN	June-94		2.14			12.207%	0.12207		
PNM		0.6687	PNM	June-94		0.96			9.543%	0.095431		
PNW		0.67	PNW	June-94		1.99			31.279%	0.312788		
POM		1.83	POM	June-94		1.83			0.000%	0		
PPL		1.04	PPL	June-94		1.02			-0.484%	-0.00484		
PSD		1.97	PSD	June-94		1.85			-1.559%	-0.01559		
SCG		1.595	SCG	June-94		1.89			4.334%	0.043339		
SO		1.25	SO	June-94		1.595			6.283%	0.062827		
TXU		2.385	TXU	June-94		1.255			-14.830%	-0.1483		
WEC		1.847	WEC	June-94		2.01			2.137%	0.021368		
WFS		1.86	WFS	June-94		2.38			6.357%	0.06357		
AEP		2.96	AEP	September-94		2.94			-0.169%	-0.00169		
D		3.087	D	September-94		2.96			-1.045%	-0.01045		
DTE		3.1	DTE	September-94		2.9			-1.653%	-0.01653		
DUK		1.31	DUK	September-94		1.5			3.444%	0.034439		
ED		2.265	ED	September-94		2.97			7.009%	0.070094		
EDE		1.31	EDE	September-94		1.24			-1.364%	-0.01364		
HE		1.28	HE	September-94		1.24			-0.791%	-0.00791		
IDA		1.91	IDA	September-94		1.78			-1.747%	-0.01747		
MDU		0.3477	MDU	September-94		0.4365			5.851%	0.05851		
NI		0.875	NI	September-94		1.215			8.553%	0.085531		
NU		2.02	NU	September-94		2.4			4.403%	0.044035		
OGF		1.705	OGF	September-94		1.56			-2.197%	-0.02197		
OTTR		0.985	OTTR	September-94		1.115			3.678%	0.036781		
PGN		1.95	PGN	September-94		2.08			1.627%	0.016265		
PNM		0.3867	PNM	September-94		1.0467			28.266%	0.282661		
PNW		0.56	PNW	September-94		2.08			38.825%	0.388254		
POM		1.8	POM	September-94		1.73			-0.987%	-0.00987		
PPL		1.055	PPL	September-94		1.005			-1.206%	-0.01206		
PSD		1.93	PSD	September-94		1.81			-1.592%	-0.01592		
SCG		1.705	SCG	September-94		1.835			1.854%	0.01854		
SO		1.33	SO	September-94		1.545			3.817%	0.038172		
TXU		2.455	TXU	September-94		1.13			-17.632%	-0.17632		
WEC		1.86	WEC	September-94		2.03			2.211%	0.022106		
WFS		1.99	WFS	September-94		2.26			3.232%	0.032319		
AEP		2.65	AEP	December-94		2.71			0.561%	0.005613		
D		2.76	D	December-94		2.8			0.360%	0.003604		
DTE		3.27	DTE	December-94		2.67			-4.942%	-0.04942		
DUK		1.205	DUK	December-94		1.44			4.555%	0.045548		
ED		2.335	ED	December-94		2.98			6.288%	0.062875		
EDE		1.155	EDE	December-94		1.32			3.395%	0.033946		
ETR		2.44	ETR	December-94		2.41			-0.308%	-0.00308		
HE		1.28	HE	December-94		1.29			0.195%	0.001947		
IDA		1.92	IDA	December-94		1.8			-1.601%	-0.01601		
MDU		0.3517	MDU	December-94		0.4069			3.712%	0.03712		
NI		0.9	NI	December-94		1.23			8.122%	0.081224		
NU		1.94	NU	December-94		2.3			4.347%	0.043474		
OGF		1.69	OGF	December-94		1.505			-2.857%	-0.02857		
OTTR		0.995	OTTR	December-94		1.17			4.134%	0.041336		
PGN		2.16	PGN	December-94		1.88			-3.411%	-0.03411		
PNM		0.1534	PNM	December-94		1.08			62.892%	0.628919		
PNW		1.1	PNW	December-94		2			16.121%	0.161206		
POM		1.62	POM	December-94		1.79			2.526%	0.025261		
PPL		0.9875	PPL	December-94		0.98			-0.190%	-0.0019		
PSD		2.17	PSD	December-94		1.86			-3.780%	-0.0378		
SCG		1.645	SCG	December-94		1.725			1.194%	0.011942		
SO		1.3	SO	December-94		1.61			5.492%	0.054923		
TXU		2.2	TXU	December-94		1.205			-13.972%	-0.13972		

September-94 0.034328 0.017403

WEC	December-90	1.853 WEC	December-94	2.09	3.055%	0.030547	December-94	0.039417	0.025261
WPS	December-90	1.99 WPS	December-94	2.21	2.656%	0.026561	December-94	0.039417	0.025261
AEP	March-91	2.69 AEP	March-95	2.68	-0.093%	-0.00093	March-95	0.039417	0.025261
D	March-91	2.76 D	March-95	2.69	-1.577%	-0.01577	March-95	0.039417	0.025261
DTE	March-91	3.25 DTE	March-95	2.68	-4.707%	-0.04707	March-95	0.039417	0.025261
DUK	March-91	1.225 DUK	March-95	1.505	5.281%	0.05281	March-95	0.039417	0.025261
ED	March-91	2.205 ED	March-95	3.03	8.270%	0.08270	March-95	0.039417	0.025261
EDE	March-91	1.145 EDE	March-95	1.33	3.815%	0.03815	March-95	0.039417	0.025261
ETR	March-91	2.46 ETR	March-95	2.27	-1.989%	-0.01989	March-95	0.039417	0.025261
HE	March-91	1.305 HE	March-95	1.39	1.590%	0.0159	March-95	0.039417	0.025261
IDA	March-91	1.89 IDA	March-95	1.86	-0.399%	-0.00399	March-95	0.039417	0.025261
MDU	March-91	0.3477 MDU	March-95	0.3911	2.984%	0.02984	March-95	0.039417	0.025261
NI	March-91	0.925 NI	March-95	1.205	6.834%	0.06834	March-95	0.039417	0.025261
NU	March-91	1.96 NU	March-95	2.22	3.163%	0.03163	March-95	0.039417	0.025261
OGE	March-91	1.7 OGE	March-95	1.475	-3.487%	-0.03487	March-95	0.039417	0.025261
OTTR	March-91	1.045 OTTR	March-95	1.145	2.311%	0.02311	March-95	0.039417	0.025261
PGN	March-91	2.06 PGN	March-95	1.77	-3.722%	-0.03722	March-95	0.039417	0.025261
PNM	March-91	0.1334 PNM	March-95	0.9867	64.914%	0.649139	March-95	0.039417	0.025261
PNW	March-91	1.01 PNW	March-95	2.03	19.068%	0.190676	March-95	0.039417	0.025261
POM	March-91	1.62 POM	March-95	1.67	0.763%	0.007628	March-95	0.039417	0.025261
PPL	March-91	0.9975 PPL	March-95	0.96	-0.953%	-0.00953	March-95	0.039417	0.025261
PSD	March-91	2.28 PSD	March-95	1.82	-5.478%	-0.05478	March-95	0.039417	0.025261
SCG	March-91	1.695 SCG	March-95	1.875	-0.296%	-0.00296	March-95	0.039417	0.025261
SO	March-91	1.335 SO	March-95	1.61	4.794%	0.047939	March-95	0.039417	0.025261
TXU	March-91	2.005 TXU	March-95	1.22	-11.680%	-0.1168	March-95	0.039417	0.025261
WEC	March-91	1.86 WEC	March-95	2.03	2.211%	0.022106	March-95	0.039417	0.025261
WPS	March-91	2.08 WPS	March-95	2.16	0.948%	0.00948	March-95	0.039417	0.025261
AEP	June-91	2.64 AEP	June-95	2.64	0.000%	0	March-95	0.039417	0.025261
D	June-91	2.768 D	June-95	2.41	-3.866%	-0.03866	June-95	0.039417	0.025261
DTE	June-91	3.38 DTE	June-95	2.72	-5.286%	-0.05286	June-95	0.039417	0.025261
DUK	June-91	1.27 DUK	June-95	1.53	4.766%	0.047664	June-95	0.039417	0.025261
ED	June-91	2.27 ED	June-95	2.99	7.130%	0.071301	June-95	0.039417	0.025261
EDE	June-91	1.195 EDE	June-95	1.31	2.324%	0.023236	June-95	0.039417	0.025261
ETR	June-91	2.36 ETR	June-95	2.31	-0.534%	-0.00534	June-95	0.039417	0.025261
HE	June-91	1.28 HE	June-95	1.4	2.266%	0.022656	June-95	0.039417	0.025261
IDA	June-91	1.76 IDA	June-95	1.86	1.391%	0.013912	June-95	0.039417	0.025261
MDU	June-91	0.3635 MDU	June-95	0.4227	3.844%	0.038441	June-95	0.039417	0.025261
NI	June-91	0.94 NI	June-95	1.255	7.493%	0.074927	June-95	0.039417	0.025261
NU	June-91	2.05 NU	June-95	2.07	0.243%	0.00243	June-95	0.039417	0.025261
OGE	June-91	1.71 OGE	June-95	1.39	-5.048%	-0.05048	June-95	0.039417	0.025261
OTTR	June-91	1.05 OTTR	June-95	1.14	2.077%	0.020772	June-95	0.039417	0.025261
PGN	June-91	2.12 PGN	June-95	2.06	-0.715%	-0.00715	June-95	0.039417	0.025261
PNM	June-91	0.1867 PNM	June-95	0.96	50.585%	0.50585	June-95	0.039417	0.025261
PNW	June-91	1.15 PNW	June-95	1.95	14.113%	0.141128	June-95	0.039417	0.025261
POM	June-91	1.72 POM	June-95	1.62	-1.486%	-0.01486	June-95	0.039417	0.025261
PPL	June-91	1.0175 PPL	June-95	0.945	-1.831%	-0.01831	June-95	0.039417	0.025261
PSD	June-91	2.26 PSD	June-95	1.8	-5.531%	-0.05531	June-95	0.039417	0.025261
SCG	June-91	1.66 SCG	June-95	1.525	-2.098%	-0.02098	June-95	0.039417	0.025261
SO	June-91	1.27 SO	June-95	1.62	6.274%	0.062742	June-95	0.039417	0.025261
TXU	June-91	1.8 TXU	June-95	1.225	-9.173%	-0.09173	June-95	0.039417	0.025261
WEC	June-91	1.847 WEC	June-95	2.1	3.261%	0.032614	June-95	0.039417	0.025261
WPS	June-91	2.03 WPS	June-95	2.09	0.731%	0.007309	June-95	0.039417	0.025261
AEP	September-91	2.68 AEP	September-95	2.81	1.191%	0.011912	June-95	0.028664	0.007309
D	September-91	2.879 D	September-95	2.73	-1.320%	-0.0132	September-95	0.028664	0.007309
DTE	September-91	3.48 DTE	September-95	2.97	-3.884%	-0.03884	September-95	0.028664	0.007309
DUK	September-91	1.255 DUK	September-95	1.655	7.161%	0.071614	September-95	0.028664	0.007309
ED	September-91	2.45 ED	September-95	2.96	4.841%	0.048411	September-95	0.028664	0.007309
EDE	September-91	1.33 EDE	September-95	1.01	-6.649%	-0.06649	September-95	0.028664	0.007309
ETR	September-91	2.41 ETR	September-95	2.42	0.104%	0.001036	September-95	0.028664	0.007309
HE	September-91	1.215 HE	September-95	1.43	4.157%	0.041574	September-95	0.028664	0.007309

IDA	September-91	1.73	IDA	September-95	2.06	4.461%	0.044613
MDU	September-91	0.3753	MDU	September-95	0.403	1.796%	0.017962
NI	September-91	0.945	NI	September-95	1.32	8.714%	0.087114
NU	September-91	2.04	NU	September-95	2.26	2.593%	0.025934
OGE	September-91	1.735	OGE	September-95	1.525	-3.174%	-0.03174
OTTR	September-91	1.055	OTTR	September-95	1.195	3.164%	0.031642
PGN	September-91	1.42	PGN	September-95	2.35	13.421%	0.134214
PNM	September-91	0.22	PNM	September-95	0.9867	45.526%	0.45526
PNW	September-91	1.4	PNW	September-95	2.18	11.707%	0.117074
POM	September-91	1.8	POM	September-95	1.71	-1.274%	-0.01274
PPL	September-91	1.01	PPL	September-95	0.99	-0.499%	-0.00499
PSD	September-91	2.33	PSD	September-95	1.85	-5.604%	-0.05604
SCG	September-91	1.61	SCG	September-95	1.565	-0.706%	-0.00706
SO	September-91	1.21	SO	September-95	1.69	8.711%	0.087115
TXU	September-91	1.59	TXU	September-95	1.37	-3.655%	-0.03655
WEC	September-91	1.867	WEC	September-95	2.15	3.591%	0.035914
WPS	September-91	2.17	WPS	September-95	2.28	1.244%	0.012439
AEP	December-91	2.7	AEP	December-95	2.95	2.239%	0.022395
D	December-91	2.946	D	December-95	2.93	-0.136%	-0.00136
DTE	December-91	3.65	DTE	December-95	3.09	-4.078%	-0.04078
DUK	December-91	1.3	DUK	December-95	1.71	7.094%	0.070935
ED	December-91	2.32	ED	December-95	2.93	6.010%	0.060095
EDE	December-91	1.295	EDE	December-95	0.91	-8.443%	-0.08443
ETR	December-91	2.64	ETR	December-95	2.36	-2.764%	-0.02764
HE	December-91	1.2	HE	December-95	1.33	2.605%	0.026048
IDA	December-91	1.55	IDA	December-95	2.1	7.888%	0.078877
MDU	December-91	0.3871	MDU	December-95	0.4247	2.345%	0.023446
NI	December-91	0.965	NI	December-95	1.35	8.756%	0.087556
NU	December-91	2.12	NU	December-95	2.25	1.498%	0.01499
OGE	December-91	1.635	OGE	December-95	1.525	-1.726%	-0.01726
OTTR	December-91	1.07	OTTR	December-95	1.19	2.693%	0.02693
PGN	December-91	1.06	PGN	December-95	2.57	24.783%	0.247834
PNM	December-91	0.32	PNM	December-95	0.9267	30.451%	0.30451
PNW	December-91	0.77	PNW	December-95	2.28	31.178%	0.31178
POM	December-91	1.85	POM	December-95	1.67	-2.527%	-0.02527
PPL	December-91	1.0025	PPL	December-95	0.97	-0.821%	-0.00821
PSD	December-91	2.21	PSD	December-95	1.89	-3.835%	-0.03835
SCG	December-91	1.685	SCG	December-95	1.695	0.148%	0.00148
SO	December-91	1.26	SO	December-95	1.66	7.136%	0.071357
TXU	December-91	1.54	TXU	December-95	1.465	-1.240%	-0.0124
WEC	December-91	1.887	WEC	December-95	2.13	3.075%	0.030747
WPS	December-91	2.23	WPS	December-95	2.37	1.534%	0.015339
AEP	March-92	2.62	AEP	March-96	3.11	4.379%	0.043794
D	March-92	3.006	D	March-96	3.17	1.337%	0.013369
DTE	March-92	3.81	DTE	March-96	3.11	-4.949%	-0.04949
DUK	March-92	1.22	DUK	March-96	1.69	8.488%	0.08488
ED	March-92	2.36	ED	March-96	2.89	5.195%	0.051953
EDE	March-92	1.215	EDE	March-96	0.83	-9.087%	-0.09087
ETR	March-92	2.61	ETR	March-96	2.48	-1.269%	-0.01269
HE	March-92	1.2	HE	March-96	1.335	2.701%	0.027011
IDA	March-92	1.47	IDA	March-96	2.35	12.444%	0.124443
MDU	March-92	0.3377	MDU	March-96	0.4533	7.638%	0.076375
NI	March-92	0.985	NI	March-96	1.43	9.768%	0.097678
NU	March-92	2.12	NU	March-96	2.07	-0.595%	-0.00595
OGE	March-92	1.515	OGE	March-96	1.545	0.491%	0.004914
OTTR	March-92	1.045	OTTR	March-96	1.245	4.475%	0.044752
PGN	March-92	0.94	PGN	March-96	2.85	31.956%	0.31956
PNM	March-92	0.3734	PNM	March-96	1.0467	29.393%	0.293934
PNW	March-92	0.8	PNW	March-96	2.4	31.607%	0.316074
POM	March-92	1.86	POM	March-96	1.79	-0.954%	-0.00954

September-95 0.038248 0.017962

December-95 0.045544 0.022385

PPL	March-92	1.01 PPL	March-96	1.005	-0.124%	-0.00124	March-96	0.057415	0.027948
PSD	March-92	2.07 PSD	March-96	1.86	-2.639%	-0.02639	March-96		
SCG	March-92	1.63 SCG	March-96	1.82	2.795%	0.027948	March-96		
SO	March-92	1.34 SO	March-96	1.7	6.129%	0.061295	March-96		
TXU	March-92	1.625 TXU	March-96	1.58	-0.700%	-0.007	March-96		
WEC	March-92	1.88 WEC	March-96	2.13	3.170%	0.031705	March-96		
WPS	March-92	2.32 WPS	March-96	2.5	1.866%	0.018666	March-96		
AEP	June-92	2.47 AEP	June-96	3.19	6.604%	0.06604	March-96		
D	June-92	2.816 D	June-96	3.32	4.202%	0.042021	March-96		
DTE	June-92	3.74 DTE	June-96	3.07	-4.815%	-0.04815	March-96		
DUK	June-92	1.085 DUK	June-96	1.74	12.275%	0.122752	March-96		
ED	June-92	2.415 ED	June-96	2.88	4.501%	0.045006	March-96		
EDE	June-92	1.25 EDE	June-96	0.76	-11.697%	-0.11697	March-96		
ETR	June-92	2.7 ETR	June-96	2.57	-1.226%	-0.01226	March-96		
HE	June-92	1.23 HE	June-96	1.365	2.638%	0.026377	March-96		
IDA	June-92	1.53 IDA	June-96	2.5	13.061%	0.130608	March-96		
MDU	June-92	0.3298 MDU	June-96	0.4533	8.276%	0.082764	March-96		
NI	June-92	0.97 NI	June-96	1.415	9.900%	0.098996	March-96		
NU	June-92	2.16 NU	June-96	1.82	-4.191%	-0.04191	March-96		
OGE	June-92	1.31 OGE	June-96	1.68	6.417%	0.064166	March-96		
OTTR	June-92	1.09 OTTR	June-96	1.275	3.997%	0.03997	March-96		
PGN	June-92	1.08 PGN	June-96	2.87	27.678%	0.276775	March-96		
PNN	June-92	0.4267 PNN	June-96	1.1067	26.904%	0.269044	March-96		
PNW	June-92	1.08 PNW	June-96	2.62	24.801%	0.248014	March-96		
POM	June-92	1.75 POM	June-96	1.9	2.077%	0.020772	March-96		
PPL	June-92	1.0025 PPL	June-96	1.055	1.284%	0.012843	March-96		
PSD	June-92	2.14 PSD	June-96	1.84	-3.706%	-0.03706	March-96		
SCG	June-92	1.535 SCG	June-96	2.03	7.238%	0.072376	March-96		
SO	June-92	1.415 SO	June-96	1.73	5.153%	0.051532	March-96		
TXU	June-92	1.625 TXU	June-96	1.7	1.134%	0.011344	March-96		
WEC	June-92	1.816 WEC	June-96	2.07	3.327%	0.03327	March-96		
WPS	June-92	2.36 WPS	June-96	2.68	3.230%	0.032299	June-96	0.059625	0.042021
AEP	September-92	2.31 AEP	September-96	3.13	7.890%	0.078905	September-96		
D	September-92	2.579 D	September-96	2.99	3.766%	0.03766	September-96		
DTE	September-92	3.69 DTE	September-96	3	-5.044%	-0.05044	September-96		
DUK	September-92	1.125 DUK	September-96	1.675	10.463%	0.104627	September-96		
ED	September-92	2.43 ED	September-96	2.88	4.339%	0.04339	September-96		
EDE	September-92	1.13 EDE	September-96	1.14	0.221%	0.002205	September-96		
ETR	September-92	2.74 ETR	September-96	2.51	-2.168%	-0.02168	September-96		
HE	September-92	1.275 HE	September-96	1.355	1.533%	0.01533	September-96		
IDA	September-92	1.45 IDA	September-96	2.38	13.188%	0.131885	September-96		
MDU	September-92	0.3259 MDU	September-96	0.471	9.644%	0.096438	September-96		
NI	September-92	0.935 NI	September-96	1.415	10.914%	0.10914	September-96		
NU	September-92	2.03 NU	September-96	1.12	-13.815%	-0.13815	September-96		
OGE	September-92	1.32 OGE	September-96	1.595	4.845%	0.048448	September-96		
OTTR	September-92	1.055 OTTR	September-96	1.23	3.911%	0.039114	September-96		
PGN	September-92	1.36 PGN	September-96	2.95	21.359%	0.213587	September-96		
PNN	September-92	0.4467 PNN	September-96	1.0733	24.502%	0.24502	September-96		
PNW	September-92	1.17 PNW	September-96	2.7	23.252%	0.232521	September-96		
POM	September-92	1.58 POM	September-96	1.84	3.882%	0.03882	September-96		
PPL	September-92	0.9775 PPL	September-96	1.045	1.683%	0.016834	September-96		
PSD	September-92	2.04 PSD	September-96	1.86	-2.283%	-0.02283	September-96		
SCG	September-92	1.505 SCG	September-96	2	7.368%	0.073676	September-96		
SO	September-92	1.47 SO	September-96	1.71	3.853%	0.038532	September-96		
TXU	September-92	1.685 TXU	September-96	1.7	0.979%	0.009794	September-96		
WEC	September-92	1.689 WEC	September-96	2.02	4.576%	0.045756	September-96		
WPS	September-92	2.2 WPS	September-96	2.38	1.986%	0.019855	September-96	0.056337	0.039114
AEP	December-92	2.54 AEP	December-96	3.14	5.445%	0.054445	December-96		
D	December-92	2.9 D	December-96	2.99	0.767%	0.00767	December-96		
DTE	December-92	3.8 DTE	December-96	2.81	-7.268%	-0.07268	December-96		

DUK	December-92	1.19 DUK	December-96	1.685	9.085%	0.090845
ED	December-92	2.46 ED	December-96	2.93	4.468%	0.04468
EDE	December-92	1.25 EDE	December-96	1.21	-0.810%	-0.0081
ETR	December-92	2.48 ETR	December-96	2.48	0.000%	0
HE	December-92	1.315 HE	December-96	1.435	2.207%	0.022072
IDA	December-92	1.54 IDA	December-96	2.21	9.451%	0.094505
MDU	December-92	0.3615 MDU	December-96	0.5036	8.641%	0.086412
NI	December-92	0.995 NI	December-96	1.435	9.587%	0.095865
NU	December-92	2.03 NU	December-96	0.59	-26.576%	-0.26576
OG	December-92	1.3 OGE	December-96	1.625	5.737%	0.057371
OTTR	December-92	1.085 OTTR	December-96	1.23	3.186%	0.031855
PGN	December-92	1.92 PGN	December-96	3	11.803%	0.118034
PNM	December-92	0.5333 PNM	December-96	1.133	20.202%	0.202016
PNW	December-92	1.72 PNW	December-96	2.41	8.798%	0.087983
POM	December-92	1.63 POM	December-96	1.86	3.355%	0.03355
PPL	December-92	1 PPL	December-96	1.045	1.106%	0.011065
PSD	December-92	2.17 PSD	December-96	1.89	-3.395%	-0.03395
SCG	December-92	1.555 SCG	December-96	2	6.839%	0.068391
SO	December-92	1.49 SO	December-96	1.68	3.046%	0.030459
TXU	December-92	1.63 TXU	December-96	1.675	0.683%	0.006832
WEC	December-92	1.67 WEC	December-96	1.97	4.217%	0.042167
WPS	December-92	2.35 WPS	December-96	2.35	0.000%	0
AEP	March-93	2.55 AEP	March-97	3.1	5.004%	0.050039
D	March-93	2.917 D	March-97	3.05	1.121%	0.011209
DTE	March-93	3.65 DTE	March-97	2.55	-8.576%	-0.08576
DUK	March-93	1.28 DUK	March-97	1.655	6.694%	0.066943
ED	March-93	2.61 ED	March-97	2.84	2.134%	0.021338
EDE	March-93	1.31 EDE	March-97	1.16	-2.994%	-0.02994
ETR	March-93	2.54 ETR	March-97	2.57	0.294%	0.00294
HE	March-93	1.215 HE	March-97	1.44	4.339%	0.04339
IDA	March-93	1.74 IDA	March-97	2.23	6.389%	0.063893
MDU	March-93	0.405 MDU	March-97	0.5184	6.366%	0.063659
NI	March-93	1.08 NI	March-97	1.485	8.287%	0.082868
NU	March-93	1.88 NU	March-97	0.22	-41.512%	-0.41512
OG	March-93	1.34 OGE	March-97	1.615	4.777%	0.047772
OTTR	March-93	1.095 OTTR	March-97	1.295	3.054%	0.030536
PGN	March-93	2.12 PGN	March-97	2.85	7.678%	0.076781
PNM	March-93	0.6599 PNM	March-97	1.1466	14.811%	0.14811
PNW	March-93	1.95 PNW	March-97	2.3	4.213%	0.042133
POM	March-93	1.66 POM	March-97	1.93	3.839%	0.038394
PPL	March-93	1.015 PPL	March-97	1.04	0.610%	0.006102
PSD	March-93	2.2 PSD	March-97	1.97	-2.723%	-0.02723
SCG	March-93	1.63 SCG	March-97	1.93	4.314%	0.04314
SO	March-93	1.475 SO	March-97	1.61	2.214%	0.022135
TXU	March-93	1.59 TXU	March-97	1.65	0.930%	0.009303
WEC	March-93	1.697 WEC	March-97	1.8	1.484%	0.01484
WPS	March-93	2.43 WPS	March-97	2.13	-3.241%	-0.03241
AEP	June-93	2.62 AEP	June-97	3.14	4.630%	0.046302
D	June-93	3.164 D	June-97	2.91	-2.070%	-0.0207
DTE	June-93	3.49 DTE	June-97	2.6	-7.095%	-0.07095
DUK	June-93	1.365 DUK	June-97	1.615	4.294%	0.042942
ED	June-93	2.54 ED	June-97	2.74	1.913%	0.019129
EDE	June-93	1.3 EDE	June-97	1.14	-3.230%	-0.0323
ETR	June-93	2.55 ETR	June-97	2.35	-2.021%	-0.02021
HE	June-93	1.27 HE	June-97	1.4	2.466%	0.024663
IDA	June-93	1.89 IDA	June-97	2.19	3.752%	0.037518
MDU	June-93	0.403 MDU	June-97	0.5184	6.498%	0.064976
NI	June-93	1.105 NI	June-97	1.515	8.209%	0.082088
OG	June-93	1.38 OGE	June-97	1.565	3.195%	0.03195
OTTR	June-93	1.06 OTTR	June-97	1.2	3.150%	0.031499
			December-96		0.032229	0.03855
			March-97		0.011783	0.030536

PNM	June-93	0.6666	PNM	June-97	1.16	14.855%	0.148545
PNW	June-93	1.96	PNW	June-97	2.39	5.084%	0.050837
POM	June-93	2.02	POM	June-97	1.75	-3.523%	-0.03523
PPL	June-93	1.02	PPL	June-97	1.045	0.607%	0.006072
PSD	June-93	2.1	PSD	June-97	1.86	-2.988%	-0.02988
SCG	June-93	1.73	SCG	June-97	1.84	1.553%	0.01553
SO	June-93	1.52	SO	June-97	1.49	-0.497%	-0.00497
TXU	June-93	1.595	TXU	June-97	1.56	-0.553%	-0.00553
WEC	June-93	1.674	WEC	June-97	1.64	-0.512%	-0.00512
WPS	June-93	2.58	WPS	June-97	2.11	-4.903%	-0.04903
AEP	September-93	2.77	AEP	September-97	3.34	4.789%	0.047892
D	September-93	3.441	D	September-97	3.1	-2.575%	-0.02575
DTE	September-93	3.47	DTE	September-97	2.53	-7.595%	-0.07595
DUK	September-93	1.415	DUK	September-97	1.47	0.958%	0.009579
ED	September-93	2.59	ED	September-97	2.85	2.420%	0.024204
EDE	September-93	1.23	EDE	September-97	1.23	0.000%	0
ETR	September-93	2.73	ETR	September-97	2.3	-4.194%	-0.04194
HE	September-93	1.21	HE	September-97	1.365	3.059%	0.030592
IDA	September-93	1.91	IDA	September-97	2.25	4.181%	0.041807
MDU	September-93	0.4148	MDU	September-97	0.5362	6.628%	0.066282
NI	September-93	1.155	NI	September-97	1.52	7.106%	0.071064
OGE	September-93	1.565	OGE	September-97	1.555	-0.160%	-0.0016
OTTR	September-93	1.105	OTTR	September-97	1.26	3.336%	0.033361
PNM	September-93	0.7599	PNM	September-97	1.2334	12.872%	0.128722
PNW	September-93	1.97	PNW	September-97	2.47	5.818%	0.058175
POM	September-93	2.19	POM	September-97	1.72	-5.861%	-0.05861
PPL	September-93	1.06	PPL	September-97	1.02	-0.957%	-0.00957
PSD	September-93	2.08	PSD	September-97	1.71	-4.779%	-0.04779
SCG	September-93	1.84	SCG	September-97	1.87	0.405%	0.004051
SO	September-93	1.57	SO	September-97	1.52	-1.132%	-0.01132
TXU	September-93	1.685	TXU	September-97	1.61	-6.084%	-0.06084
WEC	September-93	1.761	WEC	September-97	1.37	-5.125%	-0.05125
WPS	September-93	2.74	WPS	September-97	2.22	-4.966%	-0.049679
AEP	December-93	2.71	AEP	December-97	3.29	-0.727%	-0.00727
D	December-93	3.13	D	December-97	3.04	-3.564%	-0.03564
DTE	December-93	3.33	DTE	December-97	2.88	0.178%	0.001781
DUK	December-93	1.4	DUK	December-97	1.41	2.621%	0.026207
ED	December-93	2.66	ED	December-97	2.95	2.492%	0.024915
EDE	December-93	1.16	EDE	December-97	1.28	-5.594%	-0.05594
ETR	December-93	2.82	ETR	December-97	2.24	4.517%	0.045176
HE	December-93	1.19	HE	December-97	1.42	8.682%	0.086822
IDA	December-93	1.97	IDA	December-97	2.32	7.486%	0.074862
MDU	December-93	0.395	MDU	December-97	0.5511	1.032%	0.010323
NI	December-93	1.15	NI	December-97	1.535	3.525%	0.035254
OGE	December-93	1.55	OGE	December-97	1.615	11.903%	0.119035
OTTR	December-93	1.11	OTTR	December-97	1.275	9.073%	0.090733
PNM	December-93	0.8333	PNM	December-97	1.3067	-3.533%	-0.03533
PNW	December-93	1.95	PNW	December-97	2.76	-1.195%	-0.01195
POM	December-93	1.94	POM	December-97	1.68	-6.407%	-0.06407
PPL	December-93	1.065	PPL	December-97	1.015	0.533%	0.005334
PSD	December-93	2.02	PSD	December-97	1.55	0.317%	0.00317
SCG	December-93	1.86	SCG	December-97	1.9	-13.056%	-0.13056
SO	December-93	1.57	SO	December-97	1.59	2.489%	0.024889
TXU	December-93	1.5	TXU	December-97	1.655	-2.853%	-0.02853
WEC	December-93	1.82	WEC	December-97	1.04	2.887%	0.028868
WPS	December-93	2.47	WPS	December-97	3.16	-3.176%	-0.03176
AEP	March-94	2.82	AEP	March-98	2.83	-0.633%	-0.00633
D	March-94	3.22	D	March-98	3.11	-0.597%	-0.00597
DTE	March-94	3.19	DTE	March-98	3.11		
DUK	March-94	1.48	DUK	March-98	1.445		
				September-97	0.00535	0	
				December-97	0.011766	0.010323	

ED	March-94	2.81 ED	March-98	2.99	1.564%	0.015643
EDE	March-94	1.13 EDE	March-98	1.29	3.366%	0.03366
ETR	March-94	2.73 ETR	March-98	1.97	-7.833%	-0.07833
HE	March-94	1.21 HE	March-98	1.445	4.537%	0.045371
IDA	March-94	1.86 IDA	March-98	2.3	5.452%	0.054517
MDU	March-94	0.3535 MDU	March-98	0.5749	12.928%	0.129278
NI	March-94	1.2 NI	March-98	1.425	4.390%	0.043899
OGE	March-94	1.485 OGE	March-98	1.61	2.041%	0.02041
OTTR	March-94	1.115 OTTR	March-98	1.07	-1.025%	-0.01025
PNM	March-94	0.84 PNM	March-98	1.22	9.779%	0.097792
PNW	March-94	1.88 PNW	March-98	2.83	10.766%	0.107662
POM	March-94	1.95 POM	March-98	1.55	-5.578%	-0.05578
PPL	March-94	1.065 PPL	March-98	0.955	-2.689%	-0.02689
PSD	March-94	1.9 PSD	March-98	1.54	-5.116%	-0.05116
SCG	March-94	1.885 SCG	March-98	1.91	0.330%	0.003299
SO	March-94	1.6 SO	March-98	1.66	0.925%	0.009246
TXU	March-94	1.3 TXU	March-98	1.655	6.222%	0.062218
WEC	March-94	1.89 WEC	March-98	1.07	-13.258%	-0.13258
WPS	March-94	2.52 WPS	March-98	2.16	-3.780%	-0.0378
AEP	June-94	2.91 AEP	June-98	3.14	1.920%	0.019199
D	June-94	3.22 D	June-98	2.98	-1.918%	-0.01918
DTE	June-94	3.09 DTE	June-98	3.21	0.957%	0.00957
DUK	June-94	1.485 DUK	June-98	1.51	0.250%	0.002499
ED	June-94	2.91 ED	June-98	3.07	1.347%	0.013471
EDE	June-94	1.16 EDE	June-98	1.5	6.637%	0.066371
ETR	June-94	2.87 ETR	June-98	2.2	-6.430%	-0.0643
HE	June-94	1.145 HE	June-98	1.48	6.626%	0.066262
IDA	June-94	1.8 IDA	June-98	2.32	6.550%	0.065501
MDU	June-94	0.3733 MDU	June-98	0.606	12.877%	0.128765
NI	June-94	1.2 NI	June-98	1.445	4.754%	0.047542
OGE	June-94	1.62 OGE	June-98	1.82	2.953%	0.02953
OTTR	June-94	1.1 OTTR	June-98	1.18	1.771%	0.017706
PNM	June-94	0.96 PNM	June-98	1.2266	6.318%	0.063183
PNW	June-94	1.99 PNW	June-98	2.61	7.016%	0.070155
POM	June-94	1.83 POM	June-98	1.7	-1.825%	-0.01825
PPL	June-94	1.02 PPL	June-98	0.935	-2.152%	-0.02152
PSD	June-94	1.85 PSD	June-98	1.56	-4.173%	-0.04173
SCG	June-94	1.89 SCG	June-98	2.03	1.803%	0.018025
SO	June-94	1.595 SO	June-98	1.74	2.195%	0.021991
TXU	June-94	1.255 TXU	June-98	1.525	4.982%	0.049821
WEC	June-94	2.01 WEC	June-98	1.07	-14.582%	-0.14582
WPS	June-94	2.38 WPS	June-98	2.17	-2.283%	-0.02283
AEP	September-94	2.94 AEP	September-98	3.09	1.252%	0.012518
D	September-94	2.96 D	September-98	3	0.336%	0.003361
DTE	September-94	2.9 DTE	September-98	3.21	2.572%	0.025715
DUK	September-94	1.5 DUK	September-98	1.62	1.943%	0.019427
ED	September-94	2.97 ED	September-98	3.07	0.831%	0.008313
EDE	September-94	1.24 EDE	September-98	1.57	6.077%	0.060766
ETR	September-94	2.58 ETR	September-98	2.16	-4.345%	-0.04345
HE	September-94	1.24 HE	September-98	1.39	2.896%	0.028959
IDA	September-94	1.78 IDA	September-98	2.39	7.645%	0.076452
MDU	September-94	0.4365 MDU	September-98	0.6505	10.488%	0.104882
NI	September-94	1.215 NI	September-98	1.51	5.584%	0.055845
OGE	September-94	1.56 OGE	September-98	2.06	7.198%	0.071977
OTTR	September-94	1.115 OTTR	September-98	1.265	3.206%	0.032058
PNM	September-94	1.0467 PNM	September-98	1.3932	7.411%	0.074108
PNW	September-94	2.08 PNW	September-98	2.63	6.041%	0.060408
POM	September-94	1.73 POM	September-98	1.84	1.553%	0.01553
PPL	September-94	1.005 PPL	September-98	0.965	-1.010%	-0.0101
PSD	September-94	1.81 PSD	September-98	1.66	-2.140%	-0.0214

March-98 0.009349 0.009246

June-98 0.015481 0.018025

SCG	September-94	1.895	SCG	September-98	2.16	4.161%	0.041608		
SO	September-94	1.545	SO	September-98	1.76	3.311%	0.033109		
TXU	September-94	1.13	TXU	September-98	1.2	1.514%	0.015139		
WEC	September-94	2.03	WEC	September-98	1.36	-9.529%	-0.09529		
WPS	September-94	2.26	WPS	September-98	2.08	-2.054%	-0.02054	September-98	0.023887
AEP	December-94	2.71	AEP	December-98	2.81	0.910%	0.0091		0.025715
D	December-94	2.8	D	December-98	2.75	-0.449%	-0.00449		
DTE	December-94	2.67	DTE	December-98	3.05	3.383%	0.033825		
DUK	December-94	1.44	DUK	December-98	1.715	4.466%	0.044661		
ED	December-94	2.98	ED	December-98	3.04	0.500%	0.004996		
EDE	December-94	1.32	EDE	December-98	1.53	3.760%	0.037599		
ETR	December-94	2.41	ETR	December-98	2.21	-2.143%	-0.02143		
HE	December-94	1.29	HE	December-98	1.32	0.576%	0.005764		
IDA	December-94	1.8	IDA	December-98	2.37	7.120%	0.071196		
IDU	December-94	0.4069	IDU	December-98	0.6386	11.927%	0.119271		
NI	December-94	1.23	NI	December-98	1.58	6.460%	0.064604		
OGE	December-94	1.505	OGE	December-98	2.045	7.967%	0.079665		
OTTR	December-94	1.17	OTTR	December-98	1.365	3.929%	0.03929		
PNM	December-94	1.08	PNM	December-98	1.4132	6.953%	0.069535		
PNW	December-94	2	PNW	December-98	2.84	9.162%	0.091622		
POM	December-94	1.79	POM	December-98	1.8	0.139%	0.001394		
PPL	December-94	0.98	PPL	December-98	0.98	0.000%	0		
PSD	December-94	1.86	PSD	December-98	1.85	-0.135%	-0.00135		
SCG	December-94	1.725	SCG	December-98	2.07	4.664%	0.046635		
SO	December-94	1.61	SO	December-98	1.73	1.813%	0.018134		
TXU	December-94	1.205	TXU	December-98	1.36	3.071%	0.030714		
WEC	December-94	2.09	WEC	December-98	1.63	-6.025%	-0.06025		
WPS	December-94	2.21	WPS	December-98	1.82	-4.738%	-0.04738	December-98	0.027526
AEP	March-95	2.68	AEP	March-99	2.81	1.191%	0.011912		0.030714
D	March-95	2.59	D	March-99	2.75	1.510%	0.015099		
DTE	March-95	2.68	DTE	March-99	3.12	3.874%	0.038735		
DUK	March-95	1.505	DUK	March-99	1.685	2.865%	0.028646		
ED	March-95	3.03	ED	March-99	3.07	0.328%	0.003284		
EDE	March-95	1.33	EDE	March-99	1.64	5.378%	0.053775		
ETR	March-95	2.27	ETR	March-99	2.26	-0.110%	-0.0011		
HE	March-95	1.39	HE	March-99	1.3	-1.660%	-0.0166		
IDA	March-95	1.86	IDA	March-99	2.4	6.580%	0.065797		
IDU	March-95	0.3911	IDU	March-99	0.5689	9.821%	0.098214		
NI	March-95	1.205	NI	March-99	1.72	9.304%	0.093038		
NU	March-95	2.22	NU	March-99	0.06	-59.454%	-0.59454		
OGE	March-95	1.475	OGE	March-99	2.2	10.512%	0.105115		
OTTR	March-95	1.145	OTTR	March-99	1.51	7.163%	0.071625		
PNM	March-95	0.9867	PNM	March-99	1.4532	10.163%	0.101628		
PNW	March-95	2.03	PNW	March-99	2.84	8.757%	0.087566		
POM	March-95	1.67	POM	March-99	1.85	2.592%	0.025921		
PPL	March-95	0.96	PPL	March-99	1.045	2.144%	0.021436		
PSD	March-95	1.82	PSD	March-99	1.9	1.081%	0.010812		
SCG	March-95	1.675	SCG	March-99	1.88	2.929%	0.029285		
SO	March-95	1.61	SO	March-99	1.7	1.369%	0.013691		
TXU	March-95	1.22	TXU	March-99	1.43	4.050%	0.040505		
WEC	March-95	2.03	WEC	March-99	1.66	-4.906%	-0.04906	March-99	0.009616
WPS	March-95	2.16	WPS	March-99	1.96	1.026%	0.010258		0.027283
AEP	June-95	2.64	AEP	June-99	2.75	1.026%	0.010258		
D	June-95	2.41	D	June-99	2.75	3.354%	0.033544		
DTE	June-95	2.72	DTE	June-99	3.19	4.065%	0.040652		
DUK	June-95	1.53	DUK	June-99	1.69	2.518%	0.025177		
ED	June-95	2.99	ED	June-99	3.11	0.989%	0.009886		
EDE	June-95	1.31	EDE	June-99	1.47	2.923%	0.029228		
ETR	June-95	2.31	ETR	June-99	2.24	-0.766%	-0.00766		
HE	June-95	1.4	HE	June-99	1.305	-1.741%	-0.01741		

IDA	June-95	1.86 IDA	June-99	2.42	6.801%	0.068011
MDU	June-95	0.4227 MDU	June-99	0.5956	8.951%	0.089508
NI	June-95	1.255 NI	June-99	1.66	7.242%	0.072423
NU	June-95	2.07 NU	June-99	0.01	-73.636%	-0.73636
OGE	June-95	1.39 OGE	June-99	2.1	10.867%	0.108667
OTTR	June-95	1.14 OTTR	June-99	1.47	6.562%	0.065622
PNM	June-95	0.96 PNM	June-99	1.4932	11.676%	0.116765
PNW	June-95	1.95 PNW	June-99	3.08	12.106%	0.12106
POM	June-95	1.62 POM	June-99	1.92	4.339%	0.04339
PPL	June-95	0.945 PPL	June-99	1.07	3.154%	0.031545
PSD	June-95	1.8 PSD	June-99	1.94	1.890%	0.018902
SCG	June-95	1.525 SCG	June-99	1.71	2.904%	0.029038
SO	June-95	1.62 SO	June-99	1.76	2.904%	0.029038
TXU	June-95	1.225 TXU	June-99	1.46	4.485%	0.044851
WEC	June-95	2.1 WEC	June-99	1.83	-3.382%	-0.03382
WPS	June-95	2.09 WPS	June-99	1.93	-1.971%	-0.01971
AEP	June-95	2.81 AEP	June-99	2.63	-1.641%	-0.01641
D	September-95	2.73 D	September-99	2.92	1.666%	0.016663
DTE	September-95	2.97 DTE	September-99	3.39	3.362%	0.03362
DUK	September-95	1.655 DUK	September-99	1.695	0.599%	0.005988
ED	September-95	2.96 ED	September-99	3.12	1.325%	0.013248
EDE	September-95	1.01 EDE	September-99	1.48	10.023%	0.100234
ETR	September-95	2.42 ETR	September-99	2.38	-0.416%	-0.00416
HE	September-95	1.43 HE	September-99	1.345	-1.520%	-0.0152
IDA	September-95	2.06 IDA	September-99	2.42	4.109%	0.041087
MDU	September-95	0.403 MDU	September-99	0.64	12.258%	0.122584
NI	September-95	1.32 NI	September-99	1.62	5.253%	0.052532
NU	September-95	2.26 NU	September-99	0.22	-44.143%	-0.44143
OGE	September-95	1.525 OGE	September-99	1.92	5.927%	0.059273
OTTR	September-95	1.195 OTTR	September-99	1.485	5.582%	0.055819
PNM	September-95	0.9867 PNM	September-99	1.2866	6.860%	0.068599
PNW	September-95	2.18 PNW	September-99	3.07	8.936%	0.089358
POM	September-95	1.71 POM	September-99	1.92	2.986%	0.029381
PPL	September-95	0.99 PPL	September-99	1.075	2.841%	0.028406
PSD	September-95	1.85 PSD	September-99	1.99	1.840%	0.018405
SCG	September-95	1.565 SCG	September-99	1.49	-1.220%	-0.0122
SO	September-95	1.69 SO	September-99	1.81	1.730%	0.017297
TXU	September-95	1.37 TXU	September-99	1.595	3.875%	0.038748
WEC	September-95	2.15 WEC	September-99	1.92	-2.789%	-0.02789
WPS	September-95	2.28 WPS	September-99	2	-3.223%	-0.03223
AEP	December-95	2.95 AEP	December-99	2.8	-1.296%	-0.01296
D	December-95	2.93 D	December-99	3.01	0.676%	0.006757
DTE	December-95	3.09 DTE	December-99	3.33	1.888%	0.018876
DUK	December-95	1.71 DUK	December-99	1.8	1.291%	0.012906
ED	December-95	2.93 ED	December-99	3.13	1.664%	0.016645
EDE	December-95	0.91 EDE	December-99	1.46	12.545%	0.125454
ETR	December-95	2.36 ETR	December-99	2.29	-0.750%	-0.0075
HE	December-95	1.33 HE	December-99	1.445	2.095%	0.020949
IDA	December-95	2.1 IDA	December-99	2.42	3.609%	0.036094
MDU	December-95	0.4247 MDU	December-99	0.6867	11.934%	0.11934
NI	December-95	1.35 NI	December-99	1.43	1.450%	0.014497
NU	December-95	2.25 NU	December-99	0.81	-22.540%	-0.2254
OGE	December-95	1.525 OGE	December-99	1.95	6.339%	0.063387
OTTR	December-95	1.19 OTTR	December-99	1.455	5.155%	0.051548
PNM	December-95	0.9267 PNM	December-99	1.2733	8.267%	0.082674
PNW	December-95	2.28 PNW	December-99	3.18	8.673%	0.086734
POM	December-95	1.67 POM	December-99	1.86	2.730%	0.027304
PPL	December-95	0.97 PPL	December-99	1.16	4.573%	0.045735
PSD	December-95	1.89 PSD	December-99	2.01	1.551%	0.015509
SCG	December-95	1.695 SCG	December-99	1.39	-4.839%	-0.04839

June-99 0.0066854 0.0303386

September-99 0.009767 0.019605

SO	1.66 SO	December-99	1.78	1.760%	0.017602
TXU	1.465 TXU	December-99	1.6	2.228%	0.022282
WEC	2.13 WEC	December-99	1.88	-3.073%	-0.03073
WFS	2.37 WFS	December-99	2.24	-1.400%	-0.014
AEP	3.11 AEP	March-00	2.54	-4.936%	-0.04936
D	3.17 D	March-00	3.31	1.086%	0.010863
DTE	3.11 DTE	March-00	3.35	1.876%	0.018758
DUK	1.69 DUK	March-00	1.915	3.174%	0.031741
ED	2.89 ED	March-00	3.25	2.978%	0.029785
EDE	0.83 EDE	March-00	1.33	12.511%	0.125106
ETR	2.48 ETR	March-00	2.52	0.401%	0.004008
HE	1.335 HE	March-00	1.57	4.137%	0.041369
IDA	2.35 IDA	March-00	2.39	0.423%	0.004228
MDU	0.4533 MDU	March-00	0.6667	10.125%	0.101251
NI	1.43 NI	March-00	1.43	0.000%	0
NU	2.07 NU	March-00	1.22	-12.381%	-0.12381
OGE	1.545 OGE	March-00	1.82	4.180%	0.041803
OTTR	1.245 OTTR	March-00	1.51	4.943%	0.049426
PNM	1.0467 PNM	March-00	1.2667	4.885%	0.048849
PNW	2.4 PNW	March-00	3.46	9.576%	0.095762
POM	1.79 POM	March-00	1.85	0.828%	0.008277
PPL	1.005 PPL	March-00	1.29	6.440%	0.064403
PSD	1.86 PSD	March-00	2.11	3.203%	0.03203
SCG	1.82 SCG	March-00	1.75	-0.976%	-0.00976
SO	1.7 SO	March-00	1.83	1.859%	0.018593
TXU	1.58 TXU	March-00	1.72	2.145%	0.021452
WEC	2.13 WEC	March-00	1.84	-3.593%	-0.03593
WFS	2.5 WFS	March-00	2.48	-0.201%	-0.00201
AEP	3.19 AEP	June-00	2.49	-6.006%	-0.06006
D	3.32 D	June-00	3.25	-0.531%	-0.00531
DTE	3.07 DTE	June-00	3.35	2.206%	0.022061
DUK	1.74 DUK	June-00	1.97	3.152%	0.031524
ED	2.88 ED	June-00	3.28	3.305%	0.033048
EDE	0.76 EDE	June-00	1.38	16.082%	0.160824
ETR	2.57 ETR	June-00	2.69	1.147%	0.011474
HE	1.365 HE	June-00	1.51	2.556%	0.02556
IDA	2.5 IDA	June-00	2.69	1.848%	0.018481
MDU	0.4533 MDU	June-00	0.6756	10.491%	0.104908
NI	1.415 NI	June-00	1.43	0.264%	0.00264
NU	1.82 NU	June-00	1.36	-7.025%	-0.07025
OGE	1.68 OGE	June-00	1.74	0.881%	0.008811
OTTR	1.275 OTTR	June-00	1.595	5.758%	0.057579
PNM	1.1067 PNM	June-00	1.2934	3.974%	0.039742
PNW	2.62 PNW	June-00	3.71	9.066%	0.090668
POM	1.9 POM	June-00	1.71	-2.600%	-0.026
PPL	1.055 PPL	June-00	1.41	7.521%	0.075206
PSD	1.84 PSD	June-00	2.17	4.210%	0.042103
SCG	2.03 SCG	June-00	1.79	-3.097%	-0.03097
SO	1.73 SO	June-00	1.9	2.371%	0.02371
TXU	1.7 TXU	June-00	1.795	1.369%	0.013687
WEC	2.07 WEC	June-00	1.73	-4.387%	-0.04387
WFS	2.68 WFS	June-00	2.53	-1.430%	-0.0143
AEP	3.13 AEP	September-00	2.88	-2.060%	-0.0206
D	2.99 D	September-00	3.07	0.662%	0.006623
DTE	3 DTE	September-00	3.09	0.742%	0.007417
DUK	1.675 DUK	September-00	2.08	5.563%	0.055631
ED	2.88 ED	September-00	3.18	2.508%	0.025082
EDE	1.14 EDE	September-00	1.39	5.082%	0.050818
ETR	2.51 ETR	September-00	2.91	3.766%	0.037659
HE	1.355 HE	September-00	1.51	2.745%	0.027447
March-00 0.021952 0.020105					
June-00 0.021311 0.020271					

IDA	September-96	2.38 IDA	September-00	3.21	7.766%	0.077661
MDU	September-96	0.471 MDU	September-00	0.7245	11.366%	0.113664
NI	September-96	1.415 NI	September-00	1.36	-0.986%	-0.00986
NU	September-96	1.12 NU	September-00	1.42	6.113%	0.061128
UGE	September-96	1.595 UGE	September-00	1.96	5.287%	0.052868
OTTR	September-96	1.23 OTTR	September-00	1.605	6.879%	0.06879
PNM	September-96	1.0733 PNM	September-00	1.5934	10.363%	0.103627
PNW	September-96	2.7 PNW	September-00	3.6	7.457%	0.07457
POM	September-96	1.84 POM	September-00	1.5	-4.979%	-0.04979
PPL	September-96	1.045 PPL	September-00	1.54	10.180%	0.101796
PSD	September-96	1.86 PSD	September-00	2.11	3.203%	0.03203
SCG	September-96	2 SCG	September-00	2.14	-3.283%	-0.03283
SO	September-96	1.71 SO	September-00	2.14	5.768%	0.05768
TXU	September-96	1.7 TXU	September-00	1.765	0.942%	0.009425
WEC	September-96	2.02 WEC	September-00	1.65	1.237%	0.012373
WFS	September-96	2.38 WFS	September-00	2.5	-4.932%	-0.04932
AEP	December-96	3.14 AEP	December-00	2.82	2.651%	-0.02651
D	December-96	2.99 D	December-00	3.29	2.419%	0.024192
DTE	December-96	2.81 DTE	December-00	3.39	4.803%	0.048029
DUK	December-96	1.685 DUK	December-00	2.145	6.220%	0.062201
ED	December-96	2.93 ED	December-00	3.14	1.746%	0.017456
EDE	December-96	1.21 EDE	December-00	1.37	3.153%	0.031535
ETR	December-96	2.48 ETR	December-00	3.14	6.077%	0.060766
HE	December-96	1.435 HE	December-00	1.27	-3.008%	-0.03008
IDA	December-96	2.21 IDA	December-00	3.35	10.959%	0.109592
MDU	December-96	0.5036 MDU	December-00	0.7867	11.797%	0.117972
NI	December-96	1.435 NI	December-00	1.8	5.829%	0.058291
NU	December-96	0.59 NU	December-00	1.54	27.106%	0.271063
UGE	December-96	1.625 UGE	December-00	1.89	3.849%	0.038489
OTTR	December-96	1.23 OTTR	December-00	2.82	6.796%	0.067957
PGN	December-96	3 PGN	December-00	1.7001	-1.535%	-0.01535
PNM	December-96	1.1133 PNM	December-00	3.57	11.164%	0.111644
PNW	December-96	2.41 PNW	December-00	3.57	10.322%	0.103222
POM	December-96	1.86 POM	December-00	1.59	-3.845%	-0.03845
PPL	December-96	1.045 PPL	December-00	1.655	12.181%	0.121813
PSD	December-96	1.89 PSD	December-00	2.16	3.395%	0.033946
SCG	December-96	2 SCG	December-00	2.12	1.467%	0.014674
SO	December-96	1.68 SO	December-00	2.13	6.113%	0.061128
TXU	December-96	1.675 TXU	December-00	1.71	0.518%	0.005183
WEC	December-96	1.97 WEC	December-00	1.72	-3.366%	-0.03366
WFS	December-96	2.35 WFS	December-00	2.53	1.862%	0.018622
AEP	March-97	3.1 AEP	March-01	2.97	-1.065%	-0.01065
D	March-97	3.05 D	March-01	3.47	3.278%	0.032779
DTE	March-97	2.55 DTE	March-01	3.55	8.623%	0.086231
DUK	March-97	1.655 DUK	March-01	2.355	9.219%	0.09219
ED	March-97	2.84 ED	March-01	3.1	2.214%	0.022141
EDE	March-97	1.16 EDE	March-01	1.27	2.291%	0.022908
ETR	March-97	2.57 ETR	March-01	3.41	7.326%	0.073261
HE	March-97	1.44 HE	March-01	1.295	-3.767%	-0.03767
IDA	March-97	2.23 IDA	March-01	3.53	12.168%	0.121676
MDU	March-97	0.5184 MDU	March-01	0.9023	14.861%	0.148607
NI	March-97	1.485 NI	March-01	2.06	8.526%	0.085263
NU	March-97	0.22 NU	March-01	1.35	57.390%	0.573902
UGE	March-97	1.615 UGE	March-01	1.69	1.141%	0.011413
OTTR	March-97	1.235 OTTR	March-01	1.63	7.184%	0.07184
PGN	March-97	2.85 PGN	March-01	2.98	1.121%	0.011213
PNM	March-97	1.1466 PNM	March-01	2.4334	20.698%	0.206981
PNW	March-97	2.3 PNW	March-01	3.66	12.315%	0.123151
POM	March-97	1.93 POM	March-01	1.89	-0.522%	-0.00522
PPL	March-97	1.04 PPL	March-01	1.92	16.565%	0.165647

September-00 0.03392 0.0384845

December-00 0.049361 0.038489

PSD	March-97	1.97 PSD	March-01	2.25	3.378%	0.033782	
SCG	March-97	1.93 SCG	March-01	2.11	2.254%	0.022542	
SO	March-97	1.61 SO	March-01	1.99	5.440%	0.054403	
TXU	March-97	1.65 TXU	March-01	1.785	1.986%	0.019855	
WEC	March-97	1.8 WEC	March-01	1.95	2.021%	0.020212	
WPS	March-97	2.13 WPS	March-01	2.32	2.159%	0.021591	March-01 0.078722 0.033782
AEP	June-97	3.14 AEP	June-01	3.35	1.632%	0.016316	
D	June-97	2.91 D	June-01	3.64	5.755%	0.057553	
DTE	June-97	2.6 DTE	June-01	3.27	5.899%	0.058994	
DUK	June-97	1.615 DUK	June-01	2.445	10.924%	0.109243	
ED	June-97	2.74 ED	June-01	3.25	4.360%	0.043598	
EDE	June-97	1.14 EDE	June-01	1.1	-0.889%	-0.00889	
ETR	June-97	2.35 ETR	June-01	3.49	10.392%	0.103925	
HE	June-97	1.4 HE	June-01	1.32	-1.460%	-0.0146	
IDA	June-97	2.19 IDA	June-01	3.63	13.466%	0.13466	
MDU	June-97	0.5184 MDU	June-01	0.9911	17.588%	0.17588	
NI	June-97	1.515 NI	June-01	1.89	5.685%	0.056847	
OGE	June-97	1.565 OGE	June-01	1.6	0.554%	0.005545	
OTTR	June-97	1.2 OTTR	June-01	1.61	7.625%	0.076245	
PNM	June-97	1.16 PNM	June-01	3.1801	28.675%	0.286755	
PNW	June-97	2.39 PNW	June-01	3.39	9.132%	0.091316	
POM	June-97	1.75 POM	June-01	1.87	1.672%	0.016719	
PPL	June-97	1.045 PPL	June-01	1.96	17.027%	0.170267	
PSD	June-97	1.86 PSD	June-01	2.22	4.523%	0.045226	
SCG	June-97	1.84 SCG	June-01	2.13	3.727%	0.037267	
SO	June-97	1.49 SO	June-01	1.87	5.843%	0.058434	
TXU	June-97	1.56 TXU	June-01	1.84	4.213%	0.042133	
WEC	June-97	1.64 WEC	June-01	1.89	3.611%	0.036107	
WPS	June-97	2.11 WPS	June-01	2.3	2.179%	0.021789	June-01 0.070492 0.056847
AEP	September-97	3.34 AEP	September-01	3.49	1.104%	0.011043	
D	September-97	3.1 D	September-01	3.88	5.771%	0.057712	
DTE	September-97	2.53 DTE	September-01	2.93	3.738%	0.037377	
DUK	September-97	1.47 DUK	September-01	2.75	16.951%	0.16951	
ED	September-97	2.85 ED	September-01	3.15	2.534%	0.025337	
EDE	September-97	1.23 EDE	September-01	0.84	-9.094%	-0.09094	
ETR	September-97	2.3 ETR	September-01	3.36	9.939%	0.099393	
HE	September-97	1.365 HE	September-01	1.405	0.725%	0.007247	
IDA	September-97	2.25 IDA	September-01	3.61	12.546%	0.125463	
MDU	September-97	0.5362 MDU	September-01	1.04	18.012%	0.180121	
NI	September-97	1.52 NI	September-01	1.55	0.490%	0.004898	
OGE	September-97	1.555 OGE	September-01	1.47	-1.395%	-0.01395	
OTTR	September-97	1.26 OTTR	September-01	1.62	6.484%	0.064844	
PNM	September-97	1.2334 PNM	September-01	3.1734	26.650%	0.2665	
PNW	September-97	2.47 PNW	September-01	3.93	12.311%	0.123114	
POM	September-97	1.72 POM	September-01	1.57	-2.255%	-0.02255	
PPL	September-97	1.02 PPL	September-01	2.075	19.428%	0.194275	
PSD	September-97	1.71 PSD	September-01	2.06	4.765%	0.047654	
SCG	September-97	1.87 SCG	September-01	2.18	3.909%	0.039091	
SO	September-97	1.52 SO	September-01	1.64	1.918%	0.019178	
TXU	September-97	1.61 TXU	September-01	1.925	4.569%	0.045686	
WEC	September-97	1.37 WEC	September-01	1.91	8.682%	0.086821	
WPS	September-97	2.22 WPS	September-01	2.57	3.728%	0.037278	September-01 0.065865 0.045686
AEP	December-97	3.29 AEP	December-01	3.35	0.453%	0.004528	
D	December-97	3.04 D	December-01	4.18	8.287%	0.082868	
DTE	December-97	2.88 DTE	December-01	3.39	4.160%	0.041602	
DUK	December-97	1.41 DUK	December-01	2.63	16.865%	0.168649	
ED	December-97	2.95 ED	December-01	3.21	2.134%	0.021341	
EDE	December-97	1.28 EDE	December-01	0.65	-15.584%	-0.15584	
ETR	December-97	2.24 ETR	December-01	3.23	9.582%	0.095818	
HE	December-97	1.42 HE	December-01	1.58	2.705%	0.027051	

IDA	December-97	2.32 IDA	December-01	3.53	11.064%	0.110636
MDU	December-97	0.5111 MDU	December-01	0.9778	15.413%	0.15413
NI	December-97	1.595 NI	December-01	1.38	-2.626%	-0.02626
OGE	December-97	1.615 OGE	December-01	1.35	-4.382%	-0.04382
OTTR	December-97	1.275 OTTR	December-01	1.65	6.658%	0.06658
PNM	December-97	1.3067 PNM	December-01	2.92	22.265%	0.222649
PW	December-97	2.76 PNW	December-01	4	9.720%	0.097205
POM	December-97	1.68 POM	December-01	1.82	2.021%	0.020212
PPL	December-97	1.015 PPL	December-01	2.075	19.574%	0.195743
PSD	December-97	1.55 PSD	December-01	1.35	-3.395%	-0.03395
SCG	December-97	1.9 SCG	December-01	2.15	3.139%	0.031386
SO	December-97	1.59 SO	December-01	1.59	0.000%	0
TXU	December-97	1.655 TXU	December-01	1.995	4.782%	0.047819
WEC	December-97	1.04 WEC	December-01	1.96	17.167%	0.171671
WPS	December-97	2.2 WPS	December-01	2.76	5.833%	0.058331
AEP	March-98	3.16 AEP	March-02	3.26	0.782%	0.007819
D	March-98	2.83 D	March-02	4.18	10.242%	0.102421
DTE	March-98	3.11 DTE	March-02	3.66	4.155%	0.04155
DUK	March-98	1.445 DUK	March-02	2.37	13.167%	0.131671
ED	March-98	2.99 ED	March-02	3.15	1.312%	0.013118
EDE	March-98	1.29 EDE	March-02	0.63	-16.404%	-0.16404
ETR	March-98	1.97 ETR	March-02	3.28	13.593%	0.135931
HE	March-98	1.445 HE	March-02	1.54	1.605%	0.016046
IDA	March-98	2.3 IDA	March-02	3.26	9.112%	0.09112
MDU	March-98	0.5749 MDU	March-02	0.8044	8.760%	0.087602
NI	March-98	1.425 NI	March-02	1.66	3.890%	0.038899
OGE	March-98	1.61 OGE	March-02	1.46	-2.415%	-0.02415
OTTR	March-98	1.07 OTTR	March-02	1.58	10.235%	0.102347
PNM	March-98	1.22 PNM	March-02	2.24	16.405%	0.164051
PW	March-98	2.83 PNW	March-02	3.9	8.348%	0.083477
POM	March-98	1.55 POM	March-02	1.67	1.882%	0.018817
PPL	March-98	0.955 PPL	March-02	1.83	17.655%	0.176554
PSD	March-98	1.54 PSD	March-02	0.65	-19.398%	-0.19398
SCG	March-98	1.91 SCG	March-02	2.18	3.361%	0.033608
SO	March-98	1.66 SO	March-02	1.68	0.300%	0.002999
TXU	March-98	1.655 TXU	March-02	1.98	4.584%	0.045844
WEC	March-98	1.07 WEC	March-02	1.99	16.780%	0.167797
WPS	March-98	2.16 WPS	March-02	2.76	6.320%	0.063197
AEP	June-98	3.14 AEP	June-02	2.93	-1.716%	-0.01716
D	June-98	2.98 D	June-02	4.43	10.420%	0.104198
DTE	June-98	3.21 DTE	June-02	3.6	2.908%	0.029081
DUK	June-98	1.51 DUK	June-02	2.4	12.282%	0.122816
ED	June-98	3.07 ED	June-02	3.13	0.485%	0.004851
EDE	June-98	1.5 EDE	June-02	0.78	-15.082%	-0.15082
ETR	June-98	2.2 ETR	June-02	3.39	11.415%	0.114152
HE	June-98	1.48 HE	June-02	1.585	1.728%	0.017283
IDA	June-98	2.32 IDA	June-02	2.38	0.640%	0.006404
MDU	June-98	0.606 MDU	June-02	0.7156	4.244%	0.042436
NI	June-98	1.445 NI	June-02	1.75	4.904%	0.049041
OGE	June-98	1.82 OGE	June-02	1.5	-4.719%	-0.04719
OTTR	June-98	1.18 OTTR	June-02	1.65	8.743%	0.087428
PNM	June-98	1.2266 PNM	June-02	1.38	2.990%	0.029898
PW	June-98	2.61 PNW	June-02	4	11.264%	0.112641
POM	June-98	1.7 POM	June-02	1.65	-0.744%	-0.00744
PPL	June-98	0.935 PPL	June-02	1.845	18.521%	0.185212
PSD	June-98	1.56 PSD	June-02	0.73	-17.292%	-0.17292
SCG	June-98	2.03 SCG	June-02	2.25	2.606%	0.026057
SO	June-98	1.74 SO	June-02	1.75	0.143%	0.001434
TXU	June-98	1.525 TXU	June-02	1.955	6.407%	0.064068
WEC	June-98	1.07 WEC	June-02	2.11	18.502%	0.185017

December-01 0.059059 0.047819

March-02 0.049683 0.045844

	June-98	June-02	June-02	0.036679	0.029898
WPS	2.17 WPS	2.71	5.713%	0.057128	
AEP	3.09 AEP	2.71	-3.227%	-0.03227	
D	3 D	4.6	11.278%	0.11278	
DTE	3.21 DTE	4.05	5.983%	0.059833	
DUK	1.62 DUK	1.91	4.203%	0.042028	
ED	3.07 ED	3.16	0.725%	0.00725	
EDE	1.57 EDE	1.04	-9.784%	-0.09784	
ETR	2.16 ETR	3.65	14.014%	0.140144	
FE	2.07 FE	3.02	9.903%	0.099029	
HE	1.39 HE	1.61	3.742%	0.037416	
IDA	2.39 IDA	1.57	-9.972%	-0.09972	
MDU	0.6505 MDU	0.72	2.570%	0.025702	
NI	1.51 NI	1.96	6.738%	0.067382	
OGE	2.06 OGE	1.49	-7.779%	-0.07779	
OTTR	1.265 OTTR	1.72	7.984%	0.07984	
PNM	1.3932 PNM	1.1333	-5.031%	-0.05031	
PNW	2.63 PNW	3.46	7.098%	0.070977	
POM	1.84 POM	1.71	-1.815%	-0.01815	
PPL	0.965 PPL	1.8	16.865%	0.168655	
PSD	1.66 PSD	0.76	-17.742%	-0.17742	
SCG	2.16 SCG	2.38	2.454%	0.024544	
SO	1.76 SO	1.79	0.423%	0.004234	
TXU	1.2 TXU	1.705	9.178%	0.091782	
WEC	1.36 WEC	2.08	11.207%	0.112067	
WPS	2.08 WPS	2.9	8.663%	0.086635	September-02 0.028199 0.039722
AEE	2.82 AEE	3.03	1.812%	0.018119	
AEP	2.81 AEP	2.88	0.617%	0.00617	
D	2.75 D	4.84	15.180%	0.151803	
DTE	3.05 DTE	3.83	5.858%	0.058583	
DUK	1.715 DUK	1.88	2.323%	0.02323	
ED	3.04 ED	3.13	0.732%	0.007321	
EDE	1.53 EDE	1.19	-6.090%	-0.0609	
ETR	2.21 ETR	3.81	14.586%	0.145864	
FE	1.95 FE	2.89	10.336%	0.103356	
HE	1.32 HE	1.605	5.009%	0.050087	
IDA	2.37 IDA	0.94	-20.641%	-0.20641	
MDU	0.6386 MDU	0.8133	6.232%	0.06232	
NI	1.58 NI	1.96	5.536%	0.055358	
OGE	2.045 OGE	1.52	-7.149%	-0.07149	
OTTR	1.365 OTTR	1.77	6.711%	0.067112	
PNM	1.4132 PNM	1.2133	-3.741%	-0.03741	
PNW	2.84 PNW	3.42	4.756%	0.047555	
POM	1.8 POM	1.69	-1.564%	-0.01564	
PPL	0.98 PPL	1.775	16.009%	0.160094	
PSD	1.85 PSD	1.24	-9.518%	-0.09518	
SCG	2.07 SCG	2.38	3.550%	0.035504	
SO	1.73 SO	1.86	1.828%	0.018279	
TXU	1.36 TXU	1.21	-2.879%	-0.02879	
WEC	1.63 WEC	2.18	7.539%	0.075393	
WPS	1.82 WPS	2.92	12.545%	0.125454	December-02 0.027831 0.035504
AEE	2.93 AEE	3.13	1.664%	0.016645	
AEP	2.81 AEP	2.9	0.791%	0.007913	
D	2.75 D	5.16	17.039%	0.170386	
DTE	3.12 DTE	3.65	4.000%	0.040003	
DUK	1.685 DUK	1.83	2.085%	0.020852	
ED	3.07 ED	3.07	0.000%	0	
EDE	1.64 EDE	1.44	-3.199%	-0.03199	
ETR	2.26 ETR	4.13	16.268%	0.162681	
FE	1.99 FE	2.88	9.682%	0.096819	
HE	1.3 HE	1.56	4.664%	0.046635	

IDA	March-99	2.4 IDA	March-03	0.2	-46.272%	-0.46272
LNT	March-99	1.72 LNT	March-03	1.43	-4.511%	-0.04511
MDU	March-99	0.5689 MDU	March-03	0.9333	13.174%	0.131739
NI	March-99	1.72 NI	March-03	1.68	-0.587%	-0.00587
NU	March-99	0.06 NU	March-03	1.33	116.983%	1.169827
OGG	March-99	2.2 OGG	March-03	1.6	-7.653%	-0.07653
OTTR	March-99	1.51 OTTR	March-03	1.77	4.052%	0.040517
PNM	March-99	1.4532 PNM	March-03	1.1466	-5.752%	-0.05752
PNW	March-99	2.84 PNW	March-03	3.01	1.464%	0.01464
POM	March-99	1.85 POM	March-03	1.67	-2.527%	-0.02527
PPL	March-99	1.045 PPL	March-03	1.79	14.402%	0.144021
PSD	March-99	1.9 PSD	March-03	1.41	-7.185%	-0.07185
SCG	March-99	1.88 SCG	March-03	2.39	6.184%	0.061842
SO	March-99	1.7 SO	March-03	1.95	3.490%	0.034895
TXU	March-99	1.43 TXU	March-03	0.855	-12.066%	-0.12066
WEC	March-99	1.66 WEC	March-03	2.29	8.376%	0.083757
WPS	March-99	1.96 WPS	March-03	2.95	10.762%	0.107622
AEE	June-99	2.95 AEE	June-03	3.01	0.505%	0.005046
AEP	June-99	2.75 AEP	June-03	2.78	0.272%	0.002716
D	June-99	2.75 D	June-03	5.03	16.294%	0.162944
DTE	June-99	3.19 DTE	June-03	3.71	3.847%	0.038474
DUK	June-99	1.69 DUK	June-03	1.57	-1.824%	-0.01824
ED	June-99	3.11 ED	June-03	2.9	-1.733%	-0.01733
EDE	June-99	1.47 EDE	June-03	1.38	-1.567%	-0.01567
ETR	June-99	2.24 ETR	June-03	4.13	16.527%	0.165267
FE	June-99	2.27 FE	June-03	2.48	2.237%	0.022366
HE	June-99	1.305 HE	June-03	1.48	3.196%	0.03196
IDA	June-99	2.42 IDA	June-03	0.1	-54.914%	-0.54914
LNT	June-99	1.78 LNT	June-03	1.5	-4.188%	-0.04188
MDU	June-99	0.5956 MDU	June-03	1.0955	14.828%	0.148283
NI	June-99	1.66 NI	June-03	1.73	1.038%	0.010379
NU	June-99	0.01 NU	June-03	1.32	238.956%	2.389561
OGG	June-99	2.1 OGG	June-03	1.65	-5.851%	-0.05851
OTTR	June-99	1.47 OTTR	June-03	1.68	3.395%	0.033946
PNM	June-99	1.4932 PNM	June-03	1.2532	-4.286%	-0.04286
PNW	June-99	3.08 PNW	June-03	2.73	-2.971%	-0.02971
POM	June-99	1.92 POM	June-03	1.55	-5.211%	-0.05211
PPL	June-99	1.07 PPL	June-03	1.75	13.087%	0.130872
PSD	June-99	1.94 PSD	June-03	1.29	-9.699%	-0.09698
SCG	June-99	1.71 SCG	June-03	2.41	8.957%	0.08957
SO	June-99	1.76 SO	June-03	1.97	2.858%	0.028581
SRE	June-99	1.59 SRE	June-03	2.49	11.867%	0.118666
TXU	June-99	1.46 TXU	June-03	0.735	-15.767%	-0.15767
WEC	June-99	1.83 WEC	June-03	2.34	6.339%	0.063387
WPS	June-99	1.93 WPS	June-03	2.67	8.452%	0.084522
AEE	September-99	2.97 AEE	September-03	2.89	-0.680%	-0.0068
AEP	September-99	2.63 AEP	September-03	2.33	-2.983%	-0.02983
D	September-99	2.92 D	September-03	4.79	13.172%	0.131718
DTE	September-99	3.39 DTE	September-03	3.42	0.221%	0.002205
DUK	September-99	1.695 DUK	September-03	1.4	-4.668%	-0.04668
ED	September-99	3.12 ED	September-03	2.73	-3.283%	-0.03283
EDE	September-99	2.48 EDE	September-03	1.29	-3.377%	-0.03377
ETR	September-99	2.38 ETR	September-03	4.2	15.257%	0.152572
FE	September-99	3.38 FE	September-03	2.1	-3.081%	-0.03081
HE	September-99	1.345 HE	September-03	1.44	1.721%	0.017209
IDA	September-99	2.42 IDA	September-03	1.04	-19.034%	-0.19034
LNT	September-99	2.02 LNT	September-03	1.69	-4.361%	-0.04361
MDU	September-99	0.64 MDU	September-03	1.0844	14.091%	0.140913
NI	September-99	1.62 NI	September-03	1.67	0.763%	0.007628
NU	September-99	0.22 NU	September-03	1.4	58.828%	0.588277

March-03 0.053825 0.020852

June-03 0.087373 0.016373

Code	Month-Year	Value	Month-Year	Value	Month-Year	Value	Month-Year	Value
OGI	September-99	1.92	OGI	September-03	1.63	September-03	-4.011%	-0.04011
OTTR	September-99	1.485	OTTR	September-03	1.64	September-03	2.513%	0.025131
PNM	September-99	1.2866	PNM	September-03	1.2932	September-03	0.128%	0.00128
PNW	September-99	3.07	PNW	September-03	2.56	September-03	-4.440%	-0.0444
POM	September-99	1.92	POM	September-03	1.46	September-03	-6.618%	-0.06618
PPL	September-99	1.075	PPL	September-03	1.775	September-03	13.357%	0.133568
PSD	September-99	1.99	PSD	September-03	1.32	September-03	-9.754%	-0.09754
SCG	September-99	1.49	SCG	September-03	2.41	September-03	12.774%	0.127737
SO	September-99	1.81	SO	September-03	1.98	September-03	2.270%	0.022696
SRE	September-99	1.64	SRE	September-03	2.85	September-03	14.815%	0.148154
TXU	September-99	1.595	TXU	September-03	0.78	September-03	-16.378%	-0.16378
WEC	September-99	1.92	WEC	September-03	2.31	September-03	4.732%	0.047316
WPS	September-99	2	WPS	September-03	2.72	September-03	7.990%	0.079903
AEE	December-99	2.91	AEE	December-03	2.95	December-03	0.342%	0.003419
AEP	December-99	2.8	AEP	December-03	2.21	December-03	-5.744%	-0.05744
D	December-99	3.01	D	December-03	4.5	December-03	10.576%	0.105762
DTE	December-99	3.33	DTE	December-03	3.15	December-03	-1.380%	-0.0138
DUK	December-99	1.8	DUK	December-03	1.3	December-03	-7.813%	-0.07813
ED	December-99	3.13	ED	December-03	2.82	December-03	-2.574%	-0.02574
EDE	December-99	1.46	EDE	December-03	1.34	December-03	-2.121%	-0.02121
ETR	December-99	2.29	ETR	December-03	4.24	December-03	16.649%	0.166494
FE	December-99	2.5	FE	December-03	1.89	December-03	-6.754%	-0.06754
HE	December-99	1.445	HE	December-03	1.575	December-03	2.177%	0.02177
IDA	December-99	2.42	IDA	December-03	1.22	December-03	-15.737%	-0.15737
LNT	December-99	2.24	LNT	December-03	1.5	December-03	-9.539%	-0.09539
MDU	December-99	0.6667	MDU	December-03	1.0711	December-03	12.594%	0.125935
NI	December-99	1.43	NI	December-03	1.61	December-03	3.008%	0.030084
NU	December-99	0.81	NU	December-03	1.24	December-03	11.233%	0.112331
OGI	December-99	1.95	OGI	December-03	1.66	December-03	-3.945%	-0.03945
OTTR	December-99	1.455	OTTR	December-03	1.52	December-03	1.099%	0.010986
PNM	December-99	1.2733	PNM	December-03	1.3066	December-03	0.647%	0.006475
PNW	December-99	3.18	PNW	December-03	2.57	December-03	-5.185%	-0.05185
POM	December-99	1.86	POM	December-03	1.25	December-03	-9.458%	-0.09458
PPL	December-99	1.16	PPL	December-03	1.855	December-03	12.453%	0.124531
PSD	December-99	2.01	PSD	December-03	1.25	December-03	-11.197%	-0.11197
SCG	December-99	1.39	SCG	December-03	2.5	December-03	15.806%	0.158061
SO	December-99	1.78	SO	December-03	1.97	December-03	2.568%	0.025679
SRE	December-99	1.71	SRE	December-03	2.9	December-03	14.117%	0.14117
TXU	December-99	1.6	TXU	December-03	1	December-03	-11.086%	-0.11086
WEC	December-99	1.88	WEC	December-03	2.32	December-03	5.398%	0.05398
WPS	December-99	2.24	WPS	December-03	2.71	December-03	4.877%	0.04877
AEE	March-00	2.96	AEE	March-04	2.98	March-04	0.168%	0.001685
AEP	March-00	2.54	AEP	March-04	2.32	March-04	-2.339%	-0.02239
D	March-00	3.31	D	March-04	4.35	March-04	7.069%	0.070694
DTE	March-00	3.35	DTE	March-04	2.98	March-04	-2.884%	-0.02884
DUK	March-00	1.915	DUK	March-04	1.19	March-04	-11.214%	-0.11214
ED	March-00	3.25	ED	March-04	2.78	March-04	-3.830%	-0.0383
EDE	March-00	1.33	EDE	March-04	1.13	March-04	-3.992%	-0.03992
ETR	March-00	2.52	ETR	March-04	3.93	March-04	11.750%	0.117501
FE	March-00	2.53	FE	March-04	2.03	March-04	-5.356%	-0.05356
HE	March-00	1.57	HE	March-04	1.645	March-04	1.173%	0.011735
IDA	March-00	2.39	IDA	March-04	1.81	March-04	-6.713%	-0.06713
LNT	March-00	2.26	LNT	March-04	1.65	March-04	-7.563%	-0.07563
MDU	March-00	0.6667	MDU	March-04	1.04	March-04	11.757%	0.117573
NI	March-00	1.43	NI	March-04	1.55	March-04	2.035%	0.020349
NU	March-00	1.22	NU	March-04	1.3	March-04	1.601%	0.016005
OGI	March-00	1.82	OGI	March-04	1.77	March-04	-0.694%	-0.00694
OTTR	March-00	1.51	OTTR	March-04	1.45	March-04	-1.009%	-0.01009
PNM	March-00	1.2667	PNM	March-04	1.36	March-04	1.793%	0.017926
PNW	March-00	3.46	PNW	March-04	2.68	March-04	-6.187%	-0.06187

September-03 0.028559 0.001743

December-03 0.0075 0.004947

POM	March-00	1.85 POM	March-04	1.23	-9.701%	-0.09701
PPL	March-00	1.29 PPL	March-04	1.84	9.284%	0.092841
PSD	March-00	2.11 PSD	March-04	1.47	-8.639%	-0.08689
SCG	March-00	1.75 SCG	March-04	2.66	11.035%	0.110353
SO	March-00	1.83 SO	March-04	2.01	2.373%	0.023732
SRE	March-00	1.78 SRE	March-04	3.3	16.687%	0.166873
TXU	March-00	1.72 TXU	March-04	1.165	-9.281%	-0.09281
WEC	March-00	1.84 WEC	March-04	2.29	5.622%	0.05622
WFS	March-00	2.48 WFS	March-04	3.01	4.961%	0.049612
AEE	June-00	3.16 AEE	June-04	2.95	-1.704%	-0.01704
AEP	June-00	2.49 AEP	June-04	2.26	-2.394%	-0.02394
D	June-00	3.25 D	June-04	4.32	7.374%	0.073742
DTE	June-00	3.35 DTE	June-04	2.73	-4.988%	-0.04988
DUK	June-00	1.97 DUK	June-04	1.31	-9.697%	-0.09697
ED	June-00	3.28 ED	June-04	2.86	-3.368%	-0.03368
EDE	June-00	1.38 EDE	June-04	1.08	-5.944%	-0.05944
ETR	June-00	2.69 ETR	June-04	3.84	9.306%	0.093062
FE	June-00	2.58 FE	June-04	2.31	-2.726%	-0.02726
HE	June-00	1.51 HE	June-04	1.74	3.608%	0.036079
IDA	June-00	2.69 IDA	June-04	2.17	-5.229%	-0.05229
LNT	June-00	2.26 LNT	June-04	1.76	-6.060%	-0.0606
MDU	June-00	0.6756 MDU	June-04	1.1155	13.356%	0.133561
NI	June-00	1.43 NI	June-04	1.53	1.704%	0.017042
NST	June-00	1.42 NST	June-04	1.75	5.363%	0.053628
NU	June-00	1.36 NU	June-04	1.29	-1.312%	-0.01312
OGG	June-00	1.74 OGG	June-04	1.8	0.851%	0.008511
OTTR	June-00	1.595 OTTR	June-04	1.43	-2.693%	-0.02693
PNM	June-00	1.2934 PNM	June-04	1.3467	1.015%	0.010147
PNW	June-00	3.71 PNW	June-04	2.62	-8.329%	-0.08329
POM	June-00	1.71 POM	June-04	1.4	-4.878%	-0.04878
PPL	June-00	1.41 PPL	June-04	1.865	7.242%	0.07242
PSD	June-00	2.17 PSD	June-04	1.41	-10.218%	-0.10218
SCG	June-00	1.79 SCG	June-04	2.82	12.034%	0.120338
SO	June-00	1.9 SO	June-04	2	1.291%	0.012906
SRE	June-00	1.93 SRE	June-04	3.3	14.351%	0.143508
TXU	June-00	1.795 TXU	June-04	1.17	-10.147%	-0.10147
WEC	June-00	1.73 WEC	June-04	2.19	6.072%	0.060717
WFS	June-00	2.53 WFS	June-04	3.19	5.966%	0.059662
AEE	September-00	3.28 AEE	September-04	2.64	-5.282%	-0.05282
AEP	September-00	2.88 AEP	September-04	2.3	-5.467%	-0.05467
D	September-00	3.07 D	September-04	4.23	8.343%	0.083429
DTE	September-00	3.09 DTE	September-04	2.46	-5.541%	-0.05541
DUK	September-00	2.08 DUK	September-04	1.34	-10.410%	-0.1041
ED	September-00	3.18 ED	September-04	2.79	-3.218%	-0.03218
EDE	September-00	1.39 EDE	September-04	0.98	-8.367%	-0.08367
ETR	September-00	2.91 ETR	September-04	3.66	5.900%	0.059003
FE	September-00	2.65 FE	September-04	2.47	-1.743%	-0.01743
HE	September-00	1.51 HE	September-04	1.845	5.137%	0.051368
IDA	September-00	3.21 IDA	September-04	1.63	-15.585%	-0.15585
LNT	September-00	2.26 LNT	September-04	1.74	-6.328%	-0.06328
MDU	September-00	0.7245 MDU	September-04	1.1533	11.835%	0.118347
NI	September-00	1.36 NI	September-04	1.56	3.490%	0.034895
NST	September-00	1.395 NST	September-04	1.745	5.756%	0.057561
NU	September-00	1.42 NU	September-04	1.24	-3.332%	-0.03332
OGG	September-00	1.96 OGG	September-04	1.65	-4.213%	-0.04213
OTTR	September-00	1.605 OTTR	September-04	1.39	-3.532%	-0.03532
PNM	September-00	1.5934 PNM	September-04	1.3634	-3.822%	-0.03822
PNW	September-00	3.6 PNW	September-04	2.57	-8.080%	-0.0808
POM	September-00	1.5 POM	September-04	1.37	-2.241%	-0.02241
PPL	September-00	1.54 PPL	September-04	1.88	5.114%	0.051137

March-04 0.00286 -0.00263

June-04 0.003395 -0.01312

PSD	September-00	2.11 PSD	September-04	1.42	-9.426%	-0.09426
SCG	September-00	1.75 SCG	September-04	2.79	12.368%	0.123677
SO	September-00	2.14 SO	September-04	2.02	-1.432%	-0.01432
SRE	September-00	2.18 SRE	September-04	3.15	9.639%	0.096386
TXU	September-00	1.765 TXU	September-04	1.32	-7.005%	-0.07005
WEC	September-00	1.65 WEC	September-04	2.18	7.212%	0.072119
WPS	September-00	2.5 WPS	September-04	3.18	6.199%	0.061993
AEE	December-00	3.34 AEE	December-04	2.82	-4.143%	-0.04143
AEP	December-00	2.82 AEP	December-04	2.32	-4.762%	-0.04762
D	December-00	3.29 D	December-04	4.61	8.799%	0.087993
DTE	December-00	3.39 DTE	December-04	2.46	-7.704%	-0.07704
DUK	December-00	2.145 DUK	December-04	1.35	-10.931%	-0.10931
ED	December-00	3.14 ED	December-04	2.63	-4.334%	-0.04334
EDE	December-00	1.37 EDE	December-04	0.85	-11.249%	-0.11249
ETR	December-00	3.14 ETR	December-04	3.78	4.747%	0.047467
FE	December-00	2.69 FE	December-04	2.89	1.809%	0.018091
HE	December-00	1.27 HE	December-04	1.66	6.924%	0.069242
IDA	December-00	3.35 IDA	December-04	1.9	-13.218%	-0.13218
LNT	December-00	2.46 LNT	December-04	1.77	-7.900%	-0.079
MDU	December-00	0.7867 MDU	December-04	1.1666	10.351%	0.103515
NI	December-00	1.8 NI	December-04	1.61	-2.750%	-0.0275
NST	December-00	1.625 NST	December-04	1.76	2.015%	0.020152
NU	December-00	1.54 NU	December-04	1.29	-4.332%	-0.04332
OGE	December-00	1.89 OGE	December-04	1.72	-2.329%	-0.02329
OTTR	December-00	1.6 OTTR	December-04	1.55	-0.791%	-0.00791
PGN	December-00	2.82 PGN	December-04	3.06	2.063%	0.020629
PNM	December-00	1.7001 PNM	December-04	1.4367	-4.121%	-0.04121
PNW	December-00	3.57 PNW	December-04	2.37	-9.735%	-0.09735
POM	December-00	1.59 POM	December-04	1.5	-1.446%	-0.01446
PPL	December-00	1.655 PPL	December-04	1.855	2.893%	0.028932
PSD	December-00	2.16 PSD	December-04	1.55	-7.962%	-0.07962
SCG	December-00	2.12 SCG	December-04	2.67	5.936%	0.059361
SO	December-00	2.13 SO	December-04	2.04	-1.074%	-0.01074
SRE	December-00	2.21 SRE	December-04	3.88	15.109%	0.151092
TXU	December-00	1.71 TXU	December-04	1.555	-2.347%	-0.02347
WEC	December-00	1.72 WEC	December-04	2.33	7.884%	0.07884
WPS	December-00	2.53 WPS	December-04	4.08	12.690%	0.126899
AEE	March-01	3.37 AEE	March-05	2.89	-3.769%	-0.03769
AEP	March-01	2.97 AEP	March-05	2.48	-4.406%	-0.04408
D	March-01	3.47 D	March-05	4.68	7.765%	0.077653
DTE	March-01	3.55 DTE	March-05	2.45	-8.855%	-0.08855
DUK	March-01	2.355 DUK	March-05	1.46	-11.266%	-0.11266
ED	March-01	3.1 ED	March-05	2.7	-3.395%	-0.03395
EDE	March-01	1.27 EDE	March-05	0.78	-11.474%	-0.11474
ETR	March-01	3.41 ETR	March-05	3.76	2.473%	0.024727
FE	March-01	2.55 FE	March-05	2.83	2.639%	0.026388
HE	March-01	1.235 HE	March-05	1.56	6.014%	0.060143
IDA	March-01	3.53 IDA	March-05	1.94	-13.899%	-0.13899
LNT	March-01	2.32 LNT	March-05	1.74	-6.940%	-0.0694
MDU	March-01	0.9023 MDU	March-05	1.2266	7.979%	0.079787
NI	March-01	2.06 NI	March-05	1.56	-6.714%	-0.06714
NST	March-01	1.695 NST	March-05	1.725	0.440%	0.004396
NU	March-01	1.35 NU	March-05	1.21	-2.700%	-0.027
OGE	March-01	1.69 OGE	March-05	1.67	-0.297%	-0.00297
OTTR	March-01	1.63 OTTR	March-05	1.61	-0.308%	-0.00308
PGN	March-01	2.98 PGN	March-05	2.94	-0.337%	-0.00337
PNM	March-01	2.4334 PNM	March-05	1.53	-10.953%	-0.10953
PNW	March-01	3.66 PNW	March-05	2.31	-10.868%	-0.10868
POM	March-01	1.89 POM	March-05	1.58	-4.380%	-0.0438
PPL	March-01	1.92 PPL	March-05	1.865	-0.724%	-0.00724

September-04 -0.00829 -0.03218

December-04 -0.00664 -0.01887

PSD	March-01	2.25 PSD	March-05	1.6	-8.170%	-0.0817
SCG	March-01	2.11 SCG	March-05	2.65	5.862%	0.058622
SO	March-01	1.99 SO	March-05	2.02	0.375%	0.003748
SRE	March-01	2.5 SRE	March-05	3.84	11.326%	0.113263
TXU	March-01	1.785 TXU	March-05	1.745	-0.565%	-0.00565
VVC	March-01	1.75 VVC	March-05	1.46	-4.428%	-0.04428
WEC	March-01	1.95 WEC	March-05	2.33	4.552%	0.045515
WPS	March-01	2.32 WPS	March-05	4.48	17.882%	0.17882
AEE	June-01	3.23 AEE	June-05	3.17	-0.468%	-0.00468
AEP	June-01	3.35 AEP	June-05	2.71	-5.162%	-0.05162
D	June-01	3.64 D	June-05	4.86	7.494%	0.074939
DTE	June-01	3.27 DTE	June-05	2.43	-7.154%	-0.07154
DUK	June-01	2.445 DUK	June-05	1.34	-13.959%	-0.13959
EAS	June-01	2 EAS	June-05	1.68	-4.265%	-0.04265
ED	June-01	3.25 ED	June-05	2.81	-3.571%	-0.03571
EDE	June-01	1.1 EDE	June-05	0.82	-7.081%	-0.07081
ETR	June-01	3.49 ETR	June-05	4.01	3.533%	0.035332
FE	June-01	2.62 FE	June-05	2.87	2.305%	0.023046
HE	June-01	1.32 HE	June-05	1.47	2.727%	0.027273
IDA	June-01	3.63 IDA	June-05	1.82	-15.853%	-0.15853
LNT	June-01	2.45 LNT	June-05	1.81	-7.290%	-0.0729
MDU	June-01	0.9911 MDU	June-05	1.2266	5.474%	0.054742
NI	June-01	1.89 NI	June-05	1.57	-4.532%	-0.04532
NST	June-01	1.73 NST	June-05	1.685	-0.657%	-0.00657
NU	June-01	1.5 NU	June-05	1.15	-6.427%	-0.06427
OGE	June-01	1.6 OGE	June-05	1.65	0.772%	0.007723
OTTR	June-01	1.61 OTTR	June-05	1.68	1.070%	0.010697
PGN	June-01	2.96 PGN	June-05	2.78	-1.556%	-0.01556
PNM	June-01	3.1801 PNM	June-05	1.45	-17.826%	-0.17826
PNW	June-01	3.39 PNW	June-05	2.65	-5.971%	-0.05971
POM	June-01	1.87 POM	June-05	1.44	-6.324%	-0.06324
PPL	June-01	1.96 PPL	June-05	1.96	0.000%	0
PSD	June-01	2.22 PSD	June-05	1.58	-8.151%	-0.08151
SCG	June-01	2.13 SCG	June-05	2.47	3.772%	0.037718
SO	June-01	1.87 SO	June-05	2.06	2.449%	0.024487
SRE	June-01	2.61 SRE	June-05	3.78	9.702%	0.097016
TXU	June-01	1.84 TXU	June-05	2.28	5.507%	0.055065
VVC	June-01	1.58 VVC	June-05	1.6	0.315%	0.00315
WEC	June-01	1.89 WEC	June-05	2.35	5.597%	0.05597
WPS	June-01	2.3 WPS	June-05	4.84	20.442%	0.204424
XEL	June-01	2.28 XEL	June-05	1.2	-14.825%	-0.14825
AEE	September-01	3.3 AEE	September-05	3.34	0.302%	0.003017
AEP	September-01	3.49 AEP	September-05	2.86	-4.855%	-0.04855
D	September-01	3.88 D	September-05	4.73	5.077%	0.050769
DTE	September-01	2.93 DTE	September-05	2.06	-8.431%	-0.08431
DUK	September-01	2.75 DUK	September-05	1.52	-13.776%	-0.13776
EAS	September-01	1.87 EAS	September-05	1.7	-2.355%	-0.02355
ED	September-01	3.15 ED	September-05	2.89	-2.131%	-0.02131
EDE	September-01	0.84 EDE	September-05	0.97	3.663%	0.036628
ETR	September-01	3.36 ETR	September-05	4.27	6.175%	0.06175
FE	September-01	2.79 FE	September-05	2.94	1.318%	0.013178
HE	September-01	1.405 HE	September-05	1.42	0.266%	0.002658
IDA	September-01	3.61 IDA	September-05	1.7	-17.161%	-0.17161
LNT	September-01	2.48 LNT	September-05	2.2	-2.951%	-0.02951
MDU	September-01	1.04 MDU	September-05	1.3066	5.871%	0.058711
NI	September-01	1.55 NI	September-05	1.55	0.000%	0
NST	September-01	1.775 NST	September-05	1.815	0.559%	0.005587
NU	September-01	1.38 NU	September-05	0.91	-9.886%	-0.09886
OGE	September-01	1.47 OGE	September-05	1.76	4.604%	0.046041
OTTR	September-01	1.62 OTTR	September-05	1.87	3.653%	0.036529

March-05 -0.01521 -0.00724

June-05 -0.01816 -0.00857

PGN	September-01	3.48 PGN	September-05	3.21	-1.999%	-0.01999
PNM	September-01	3.1734 PNM	September-05	1.46	-17.642%	-0.17642
PNW	September-01	3.93 PNW	September-05	3.39	-3.628%	-0.03628
POM	September-01	2.075 POM	September-05	1.49	-1.299%	-0.01299
PPL	September-01	2.05 PPL	September-05	2.005	-0.854%	-0.00854
PSD	September-01	2.06 PSD	September-05	1.53	-7.166%	-0.07166
SCG	September-01	2.18 SCG	September-05	2.64	4.903%	0.049027
SO	September-01	1.64 SO	September-05	2.16	7.128%	0.071279
SRE	September-01	2.49 SRE	September-05	3.91	11.942%	0.119423
TXU	September-01	1.925 TXU	September-05	2.8	9.820%	0.098201
VVC	September-01	1.43 VVC	September-05	1.69	4.265%	0.042648
WEC	September-01	1.91 WEC	September-05	2.45	6.422%	0.064224
WPS	September-01	2.57 WPS	September-05	5.1	18.689%	0.186887
XEL	September-01	2.35 XEL	September-05	1.27	-14.260%	-0.1426
AEF	December-01	3.46 AEF	December-05	3.13	-2.475%	-0.02475
AEP	December-01	3.35 AEP	December-05	2.73	-4.988%	-0.04988
D	December-01	4.18 D	December-05	4.53	2.031%	0.020306
DTE	December-01	3.9 DTE	December-05	3.24	-1.125%	-0.01125
DUK	December-01	2.63 DUK	December-05	1.71	-10.203%	-0.10203
EAS	December-01	1.99 EAS	December-05	1.78	-2.750%	-0.0275
ED	December-01	3.21 ED	December-05	2.99	-1.759%	-0.01759
EDE	December-01	0.65 EDE	December-05	0.94	9.661%	0.096614
ETR	December-01	3.23 ETR	December-05	4.36	7.788%	0.077881
FE	December-01	2.86 FE	December-05	2.99	1.117%	0.011175
HE	December-01	1.58 HE	December-05	1.57	-0.159%	-0.00159
IDA	December-01	3.53 IDA	December-05	1.62	-17.693%	-0.17693
LNT	December-01	2.44 LNT	December-05	2.32	-1.253%	-0.01253
MDU	December-01	0.9778 MDU	December-05	1.4133	9.647%	0.096468
NI	December-01	1.38 NI	December-05	1.42	0.717%	0.007169
NST	December-01	1.63 NST	December-05	1.82	2.795%	0.027948
NU	December-01	1.29 NU	December-05	0.97	-6.879%	-0.06879
OGE	December-01	1.35 OGE	December-05	1.86	8.341%	0.083415
OTTR	December-01	1.65 OTTR	December-05	1.77	1.771%	0.017706
PGN	December-01	3.31 PGN	December-05	3.3	-0.076%	-0.00076
PNM	December-01	2.92 PNM	December-05	1.58	-14.233%	-0.14233
PNW	December-01	4 PNW	December-05	3.29	-4.768%	-0.04768
POM	December-01	1.82 POM	December-05	1.51	-4.561%	-0.04561
PPL	December-01	2.075 PPL	December-05	2.06	-0.181%	-0.00181
PSD	December-01	1.35 PSD	December-05	1.44	1.627%	0.016265
SCG	December-01	2.15 SCG	December-05	2.78	6.635%	0.066354
SO	December-01	1.59 SO	December-05	2.13	7.583%	0.075835
SRE	December-01	2.54 SRE	December-05	4.17	13.195%	0.131946
TXU	December-01	1.995 TXU	December-05	3.325	13.622%	0.136219
VVC	December-01	1.34 VVC	December-05	1.81	7.806%	0.078061
WEC	December-01	1.96 WEC	December-05	2.43	5.521%	0.055207
WPS	December-01	2.76 WPS	December-05	4.02	9.857%	0.098574
XEL	December-01	2.32 XEL	December-05	1.2	-15.195%	-0.15195
AEF	March-02	3.4 AEF	March-06	2.85	-4.316%	-0.04316
AEP	March-02	3.26 AEP	March-06	2.81	-3.645%	-0.03645
D	March-02	4.18 D	March-06	4.72	3.084%	0.03084
DTE	March-02	3.66 DTE	March-06	3.32	-2.408%	-0.02408
DUK	March-02	2.37 DUK	March-06	1.76	-7.169%	-0.07169
EAS	March-02	1.96 EAS	March-06	1.63	-4.505%	-0.04505
ED	March-02	3.15 ED	March-06	2.98	-1.377%	-0.01377
EDE	March-02	0.63 EDE	March-06	1.01	12.524%	0.12524
ETR	March-02	3.28 ETR	March-06	4.47	8.046%	0.080459
FE	March-02	2.77 FE	March-06	3.19	3.592%	0.035924
HE	March-02	1.54 HE	March-06	1.67	2.047%	0.020467
IDA	March-02	3.26 IDA	March-06	1.67	-15.399%	-0.15399
LNT	March-02	2.17 LNT	March-06	2.51	3.706%	0.037059

September-05 -0.00416 0.002658

December-05 0.00649 0.007169

MDU	March-02	0.8044	MDU	March-06	1.5133	17.115%	0.171152
NI	March-02	1.66	NI	March-06	1.3	-5.928%	-0.05928
NST	March-02	1.57	NST	March-06	1.8	3.477%	0.034769
NU	March-02	1.14	NU	March-06	0.86	-6.804%	-0.06804
OGE	March-02	1.46	OGE	March-06	2.06	8.988%	0.08988
OTTR	March-02	1.58	OTTR	March-06	1.9	4.719%	0.047187
PGN	March-02	3.31	PGN	March-06	3.29	-0.151%	-0.00151
PNM	March-02	2.24	PNM	March-06	1.47	-9.995%	-0.09995
PNW	March-02	3.9	PNW	March-06	3.14	-5.275%	-0.05275
POM	March-02	1.67	POM	March-06	1.52	-2.325%	-0.02325
PPL	March-02	1.83	PPL	March-06	2.235	5.125%	0.051251
PSD	March-02	0.65	PSD	March-06	1.35	20.048%	0.20048
SCG	March-02	2.18	SCG	March-06	2.69	5.396%	0.05396
SO	March-02	1.68	SO	March-06	2.05	5.102%	0.05102
SRE	March-02	2.47	SRE	March-06	4.16	13.920%	0.139198
TXU	March-02	1.98	TXU	March-06	3.91	18.544%	0.185435
VVC	March-02	1.35	VVC	March-06	1.83	7.902%	0.07902
WEC	March-02	1.99	WEC	March-06	2.55	6.395%	0.063951
WFS	March-02	2.76	WFS	March-06	3.91	9.098%	0.09098
XEL	March-02	2.02	XEL	March-06	1.26	-11.130%	-0.1113
AEE	June-02	3.51	AEE	June-06	2.52	-7.950%	-0.0795
AEP	June-02	2.93	AEP	June-06	2.64	-2.572%	-0.02572
D	June-02	4.43	D	June-06	4.57	0.781%	0.007809
DTE	June-02	3.6	DTE	June-06	3.1	-3.669%	-0.03669
DUK	June-02	2.4	DUK	June-06	1.89	-5.797%	-0.05797
EAS	June-02	1.87	EAS	June-06	1.7	-2.355%	-0.02355
ED	June-02	3.13	ED	June-06	3.01	-0.973%	-0.00973
EDE	June-02	0.78	EDE	June-06	1.16	10.431%	0.10431
ETR	June-02	3.39	ETR	June-06	4.36	6.493%	0.064932
FE	June-02	2.89	FE	June-06	3.42	4.299%	0.042995
HE	June-02	1.585	HE	June-06	1.65	1.010%	0.010098
IDA	June-02	2.38	IDA	June-06	1.98	-4.496%	-0.04496
LNT	June-02	1.88	LNT	June-06	2.59	8.339%	0.083392
MDU	June-02	0.7156	MDU	June-06	1.57	21.705%	0.217047
NI	June-02	1.75	NI	June-06	1.26	-7.884%	-0.07884
NST	June-02	1.565	NST	June-06	1.92	5.244%	0.052438
NU	June-02	1.07	NU	June-06	0.96	-2.676%	-0.02676
OGE	June-02	1.5	OGE	June-06	2.27	10.913%	0.109133
OTTR	June-02	1.65	OTTR	June-06	1.9	3.590%	0.035899
PGN	June-02	3.4	PGN	June-06	2.98	-3.243%	-0.03243
PNM	June-02	1.38	PNM	June-06	1.52	2.445%	0.024451
PNW	June-02	4	PNW	June-06	3.28	-4.840%	-0.0484
POM	June-02	1.65	POM	June-06	1.45	-3.179%	-0.03179
PPL	June-02	1.845	PPL	June-06	2.29	5.550%	0.055504
PSD	June-02	0.73	PSD	June-06	1.39	17.469%	0.174689
SCG	June-02	2.25	SCG	June-06	2.79	5.525%	0.05525
SO	June-02	1.75	SO	June-06	2.05	4.035%	0.040349
SRE	June-02	2.4	SRE	June-06	4.3	15.695%	0.156949
TXU	June-02	1.955	TXU	June-06	4.515	23.276%	0.232768
VVC	June-02	1.5	VVC	June-06	1.71	3.330%	0.033299
WEC	June-02	2.11	WEC	June-06	2.71	6.456%	0.064564
WFS	June-02	2.71	WFS	June-06	4.09	10.838%	0.10838
XEL	June-02	1.93	XEL	June-06	1.31	-9.233%	-0.09233
AEP	September-02	2.71	AEP	September-06	2.57	-1.317%	-0.01317
D	September-02	4.6	D	September-06	5.36	3.897%	0.038967
DTE	September-02	4.05	DTE	September-06	4.23	1.093%	0.010931
DUK	September-02	1.91	DUK	September-06	1.81	-1.335%	-0.01335
ED	September-02	3.16	ED	September-06	2.76	-3.327%	-0.03327
EDE	September-02	1.04	EDE	September-06	1.12	1.870%	0.0187
ETR	September-02	3.65	ETR	September-06	4.51	5.432%	0.054316

March-06 0.023757 0.034769

June-06 0.032896 0.033299

FE	September-02	3.02 FE	September-06	3.8	5.912%	0.059118
HE	September-02	1.61 HE	September-06	1.59	-0.312%	-0.00312
IDA	September-02	1.57 IDA	September-06	2.18	8.552%	0.085523
MDU	September-02	0.72 MDU	September-06	1.7	23.959%	0.239593
NI	September-02	1.96 NI	September-06	2.41	-9.755%	-0.09755
OGE	September-02	1.49 OGE	September-06	1.74	12.774%	0.127737
OTTR	September-02	1.72 OTTR	September-06	1.69	0.289%	0.002894
PNM	September-02	1.1333 PNM	September-06	3.23	10.506%	0.105059
PNW	September-02	3.46 PNW	September-06	3.23	-1.705%	-0.01705
POM	September-02	1.71 POM	September-06	1.3	-6.624%	-0.06624
PPL	September-02	1.8 PPL	September-06	2.28	6.088%	0.060878
PSD	September-02	0.76 PSD	September-06	1.55	19.503%	0.195032
SCG	September-02	2.38 SCG	September-06	2.67	2.916%	0.029162
SO	September-02	1.79 SO	September-06	2.07	3.700%	0.037001
TXU	September-02	1.705 TXU	September-06	5.18	32.024%	0.320235
WEC	September-02	2.08 WEC	September-06	2.75	7.230%	0.072303
WPS	September-02	2.9 WPS	September-06	3.65	5.919%	0.05919
AEE	December-02	3.03 AEE	December-06	2.79	-2.042%	-0.02042
AEP	December-02	2.88 AEP	December-06	2.77	-0.969%	-0.00969
D	December-02	4.84 D	December-06	5.12	1.416%	0.014159
DTE	December-02	3.83 DTE	December-06	2.88	-6.879%	-0.06879
DUK	December-02	1.88 DUK	December-06	1.82	-0.808%	-0.00808
ED	December-02	3.13 ED	December-06	2.95	-1.470%	-0.0147
EDE	December-02	1.19 EDE	December-06	1.34	3.012%	0.030124
ETR	December-02	3.81 ETR	December-06	4.71	5.445%	0.054445
FE	December-02	2.89 FE	December-06	3.87	7.573%	0.07573
HE	December-02	1.605 HE	December-06	1.33	-4.590%	-0.0459
IDA	December-02	0.94 IDA	December-06	2.15	22.978%	0.229781
MDU	December-02	0.8133 MDU	December-06	1.7433	20.999%	0.209986
NI	December-02	1.96 NI	December-06	1.28	-10.104%	-0.10104
OGE	December-02	1.52 OGE	December-06	2.45	12.676%	0.126758
OTTR	December-02	1.77 OTTR	December-06	1.69	-1.150%	-0.0115
PNM	December-02	1.2133 PNM	December-06	1.79	10.210%	0.102101
PNW	December-02	3.42 PNW	December-06	3.13	-2.191%	-0.02191
POM	December-02	1.69 POM	December-06	1.32	-5.990%	-0.0599
PPL	December-02	1.775 PPL	December-06	2.23	5.871%	0.058709
PSD	December-02	1.24 PSD	December-06	1.52	5.222%	0.052217
SCG	December-02	2.38 SCG	December-06	2.59	2.136%	0.021364
SO	December-02	1.86 SO	December-06	2.11	3.203%	0.03203
TXU	December-02	1.21 TXU	December-06	5.52	46.147%	0.461465
WEC	December-02	2.18 WEC	December-06	2.58	4.302%	0.043016
WPS	December-02	2.92 WPS	December-06	3.66	5.809%	0.058095
AEE	March-03	3.13 AEE	March-07	3.08	-0.402%	-0.00402
AEP	March-03	2.9 AEP	March-07	2.49	-3.739%	-0.03739
D	March-03	5.16 D	March-07	4.99	-0.834%	-0.00834
DTE	March-03	3.65 DTE	March-07	2.56	-8.486%	-0.08486
DUK	March-03	1.83 DUK	March-07	1.64	-2.703%	-0.02703
EAS	March-03	1.79 EAS	March-07	1.75	-0.563%	-0.00563
ED	March-03	3.07 ED	March-07	3.24	1.357%	0.013565
EDE	March-03	1.44 EDE	March-07	1.43	-0.174%	-0.00174
ETR	March-03	4.13 ETR	March-07	4.83	3.992%	0.039918
FE	March-03	2.88 FE	March-07	4.08	9.098%	0.09098
GXP	March-03	2.37 GXP	March-07	1.54	-10.217%	-0.10217
HE	March-03	1.56 HE	March-07	1.1	-8.364%	-0.08364
IDA	March-03	0.2 IDA	March-07	2.11	80.224%	0.802242
LNT	March-03	1.43 LNT	March-07	2.25	11.998%	0.119983
MDU	March-03	0.9333 MDU	March-07	1.68	15.830%	0.158303
NI	March-03	1.68 NI	March-07	1.39	-4.627%	-0.04627
NST	March-03	1.755 NST	March-07	1.98	3.062%	0.030616
NU	March-03	1.33 NU	March-07	1.28	-0.953%	-0.00953

September-06 0.053037 0.037984

December-06 0.048322 0.030124

OGG	March-03	1.6 OGE	March-07	2.38	10.437%	0.104369
OTTR	March-03	1.77 OTTR	March-07	1.53	-3.577%	-0.03577
PGN	March-03	3.86 PGN	March-07	2.42	-11.017%	-0.11017
PNN	March-03	1.1466 PNN	March-07	1.79	11.779%	0.11779
PNW	March-03	3.01 PNW	March-07	3.17	1.303%	0.013032
POM	March-03	1.67 POM	March-07	1.32	-5.710%	-0.0571
PPL	March-03	1.79 PPL	March-07	2.18	5.051%	0.050512
PSD	March-03	1.41 PSD	March-07	1.49	1.389%	0.013892
SCG	March-03	2.39 SCG	March-07	2.52	1.333%	0.013329
SO	March-03	1.95 SO	March-07	2.17	2.708%	0.027085
SRE	March-03	2.53 SRE	March-07	4.18	13.374%	0.133741
TXU	March-03	0.855 TXU	March-07	5.39	58.465%	0.584549
VVC	March-03	1.84 VVC	March-07	1.65	-2.688%	-0.02688
WEC	March-03	2.29 WEC	March-07	2.55	2.725%	0.02725
XEL	March-03	1.39 XEL	March-07	1.28	-2.040%	-0.0204
AEE	June-03	3.01 AEE	June-07	2.52	-4.345%	-0.04345
AEP	June-03	2.78 AEP	June-07	2.64	-1.283%	-0.01283
D	June-03	5.03 D	June-07	4.57	-2.369%	-0.02369
DTE	June-03	3.71 DTE	June-07	3.1	-4.391%	-0.04391
DUK	June-03	1.57 DUK	June-07	1.89	4.747%	0.047467
EAS	June-03	1.84 EAS	June-07	1.7	-1.959%	-0.01959
ED	June-03	2.9 ED	June-07	3.01	0.935%	0.009351
EDE	June-03	1.38 EDE	June-07	1.16	-4.249%	-0.04249
ETR	June-03	4.13 ETR	June-07	4.36	1.364%	0.013641
FE	June-03	2.48 FE	June-07	3.42	8.366%	0.083661
GXP	June-03	2.27 GXP	June-07	2.49	2.340%	0.023395
HE	June-03	1.48 HE	June-07	1.65	2.756%	0.027556
IDA	June-03	0.1 IDA	June-07	1.98	110.944%	1.109436
LNT	June-03	1.5 LNT	June-07	2.59	14.631%	0.14631
MDU	June-03	1.0355 MDU	June-07	1.57	10.965%	0.109653
NI	June-03	1.73 NI	June-07	1.26	-7.619%	-0.07619
NST	June-03	1.81 NST	June-07	1.92	1.486%	0.014859
NU	June-03	1.32 NU	June-07	0.96	-7.653%	-0.07653
OGG	June-03	1.65 OGG	June-07	2.27	8.302%	0.083018
OTTR	June-03	1.68 OTTR	June-07	1.9	3.124%	0.031243
PGN	June-03	3.7 PGN	June-07	2.98	-5.266%	-0.05266
PNN	June-03	1.2632 PNN	June-07	1.52	4.944%	0.049436
PNW	June-03	2.73 PNW	June-07	3.28	4.695%	0.046954
POM	June-03	1.55 POM	June-07	1.45	-1.653%	-0.01653
PPL	June-03	1.75 PPL	June-07	2.29	6.955%	0.069546
PSD	June-03	1.29 PSD	June-07	1.39	1.884%	0.018841
SCG	June-03	2.41 SCG	June-07	2.79	3.728%	0.037282
SO	June-03	1.97 SO	June-07	2.05	1.000%	0.010001
SRE	June-03	2.49 SRE	June-07	4.3	14.635%	0.14635
TXU	June-03	0.735 TXU	June-07	4.515	57.432%	0.574319
VVC	June-03	1.69 VVC	June-07	1.71	0.295%	0.002946
WEC	June-03	2.34 WEC	June-07	2.71	3.738%	0.037381
XEL	June-03	1.19 XEL	June-07	1.31	2.431%	0.024309
AEE	September-03	2.89 AEE	September-07	3.11	1.851%	0.018511
AEP	September-03	2.33 AEP	September-07	2.86	5.257%	0.052574
D	September-03	4.79 D	September-07	4.03	-4.227%	-0.04227
DTE	September-03	3.42 DTE	September-07	2.61	-6.534%	-0.1424
DUK	September-03	1.4 DUK	September-07	1.46	1.055%	0.010546
EAS	September-03	1.56 EAS	September-07	1.7	2.172%	0.021718
ED	September-03	2.73 ED	September-07	3.58	7.011%	0.066358
EDE	September-03	1.29 EDE	September-07	1.37	1.516%	0.015156
ETR	September-03	4.2 ETR	September-07	5.43	6.632%	0.06632
FE	September-03	2.1 FE	September-07	4.15	18.565%	0.185652
GXP	September-03	2.32 GXP	September-07	1.61	-8.729%	-0.08729
HE	September-03	1.44 HE	September-07	0.82	-13.131%	-0.13131

March-07 0.050915 0.013032

June-07 0.069972 0.023395

IDA	September-03	1.04 IDA	September-07	1.86	15.643%	0.040715
LNT	September-03	1.69 LNT	September-07	2.52	10.504%	0.1084
MDU	September-03	1.0844 MDU	September-07	1.7	11.896%	0.118961
NI	September-03	1.67 NI	September-07	1.39	-4.484%	-0.04484
NST	September-03	1.83 NST	September-07	2.09	3.377%	-0.07152
NU	September-03	1.4 NU	September-07	1.44	0.707%	0.007068
OG	September-03	1.63 OGE	September-07	2.48	11.062%	0.110621
OTTR	September-03	1.64 OTTR	September-07	1.68	0.604%	0.006043
PGN	September-03	3.87 PGN	September-07	3.07	-5.625%	-0.05625
PNN	September-03	1.2932 PNM	September-07	1.45	2.902%	0.029024
PNW	September-03	2.56 PNW	September-07	2.97	3.784%	0.046465
POM	September-03	1.46 POM	September-07	1.45	-0.172%	-0.00172
PPL	September-03	1.775 PPL	September-07	2.47	8.611%	0.086112
PSD	September-03	1.32 PSD	September-07	1.63	5.415%	0.054152
SCG	September-03	2.41 SCG	September-07	2.55	1.422%	0.014217
SO	September-03	1.98 SO	September-07	2.2	2.669%	0.02669
SRE	September-03	2.85 SRE	September-07	4.74	13.562%	0.135621
VVC	September-03	1.74 VVC	September-07	3.26	16.995%	0.169949
WEC	September-03	2.31 WEC	September-07	2.33	0.216%	0.002158
XEL	September-03	1.32 XEL	September-07	2.51	17.429%	0.174289
AEE	December-03	2.95 AEE	December-07	3.29	2.765%	0.027646
AEP	December-03	2.21 AEP	December-07	3	7.940%	0.0794
D	December-03	4.5 D	December-07	3.77	-4.329%	-0.04329
DTE	December-03	3.15 DTE	December-07	2.85	-2.471%	-0.02471
DUK	December-03	1.3 DUK	December-07	1.24	-1.174%	-0.01174
EAS	December-03	1.44 EAS	December-07	1.64	3.305%	0.033048
ED	December-03	2.82 ED	December-07	3.48	5.398%	0.05398
EDE	December-03	1.34 EDE	December-07	1.09	-5.031%	-0.05031
ETR	December-03	4.24 ETR	December-07	5.76	7.960%	0.079603
FE	December-03	1.89 FE	December-07	4.2	22.095%	0.220947
GXP	December-03	2.08 GXP	December-07	1.56	-6.940%	-0.0694
HE	December-03	1.575 HE	December-07	1.11	-8.376%	-0.08376
IDA	December-03	1.22 IDA	December-07	1.83	10.668%	0.106682
LNT	December-03	1.5 LNT	December-07	2.65	15.289%	0.152892
MDU	December-03	1.0711 MDU	December-07	1.76	13.219%	0.132194
NI	December-03	1.61 NI	December-07	1.33	-4.664%	-0.04664
NST	December-03	1.695 NST	December-07	2.07	5.124%	0.051236
NU	December-03	1.24 NU	December-07	1.55	5.737%	0.057371
OGE	December-03	1.66 OGE	December-07	2.64	12.299%	0.122985
OTTR	December-03	1.52 OTTR	December-07	1.77	3.880%	0.038801
PGN	December-03	3.56 PGN	December-07	2.87	-5.244%	-0.05244
PNW	December-03	2.57 PNW	December-07	0.97	-7.177%	-0.07177
POM	December-03	1.25 POM	December-07	2.86	2.709%	0.027089
PPL	December-03	1.855 PPL	December-07	1.54	5.354%	0.053544
PSD	December-03	1.25 PSD	December-07	2.6	8.807%	0.088071
SCG	December-03	2.5 SCG	December-07	1.65	7.187%	0.071873
SO	December-03	1.97 SO	December-07	2.73	2.225%	0.022247
SRE	December-03	2.9 SRE	December-07	2.21	2.916%	0.029157
VVC	December-03	1.56 VVC	December-07	4.44	11.236%	0.112362
WEC	December-03	2.32 WEC	December-07	1.84	4.213%	0.042133
XEL	December-03	1.29 XEL	December-07	2.81	4.907%	0.04907
AEE	March-04	2.98 AEE	March-08	1.44	2.788%	0.027882
AEP	March-04	2.32 AEP	March-08	3.3	2.583%	0.025828
D	March-04	4.35 D	March-08	3.34	9.538%	0.09538
DTE	March-04	2.98 DTE	March-08	3.27	-6.886%	-0.06886
DUK	March-04	1.19 DUK	March-08	2.99	0.084%	0.000838
EAS	March-04	1.33 EAS	March-08	1.29	2.038%	0.020377
ED	March-04	2.78 ED	March-08	1.57	4.235%	0.042346
				3.32	4.538%	0.045378

September-07 0.030758 0.024309

December-07 0.038654 0.042133

EDE	March-04	1.13 EDE	March-08	1.15	0.440%	0.004396
ETR	March-04	3.93 ETR	March-08	6.3	12.522%	0.125219
FE	March-04	2.03 FE	March-08	4.19	19.861%	0.198614
GXP	March-04	2.22 GXP	March-08	1.84	-4.585%	-0.04585
HE	March-04	1.645 HE	March-08	1.35	-4.821%	-0.04821
IDA	March-04	1.81 IDA	March-08	1.75	-0.839%	-0.00839
LNT	March-04	1.65 LNT	March-08	2.73	13.415%	0.134148
MDU	March-04	1.04 MDU	March-08	1.92	16.565%	0.165647
NI	March-04	1.55 NI	March-08	1.26	-5.047%	-0.05047
NST	March-04	1.765 NST	March-08	2.17	5.300%	0.053001
NU	March-04	1.3 NU	March-08	1.66	6.302%	0.063019
OGE	March-04	1.77 OGE	March-08	2.66	10.720%	0.107203
OTTR	March-04	1.45 OTTR	March-08	2.88	4.057%	0.040567
PGN	March-04	3.41 PGN	March-08	2.83	-4.554%	-0.04554
PNM	March-04	1.36 PNM	March-08	0.33	-29.815%	-0.29815
PNW	March-04	2.68 PNW	March-08	2.65	-0.281%	-0.00281
POM	March-04	1.23 POM	March-08	1.75	9.215%	0.092152
PPL	March-04	1.84 PPL	March-08	2.56	8.606%	0.086064
PSD	March-04	1.47 PSD	March-08	1.64	2.774%	0.027736
SCG	March-04	2.66 SCG	March-08	2.94	2.534%	0.025337
SO	March-04	2.01 SO	March-08	2.27	3.088%	0.030878
SRE	March-04	3.3 SRE	March-08	4.5	8.062%	0.080624
VVC	March-04	1.47 VVC	March-08	1.8	5.193%	0.051935
WEC	March-04	2.29 WEC	March-08	3	6.985%	0.069846
XEL	March-04	1.31 XEL	March-08	1.51	3.616%	0.036159
					Mar-08	0.03295 0.038563
AEE	June-04	2.95 AEE	June-08	3.28	2.686%	0.026864
AEP	June-04	2.26 AEP	June-08	3.40	10.750%	0.107497
D	June-04	4.32 D	June-08	2.88	-9.640%	-0.0964
DTE	June-04	2.73 DTE	June-08	2.77	0.364%	0.003643
DUK	June-04	1.31 DUK	June-08	1.31	0.000%	0
EAS	June-04	1.36 EAS	June-08	1.54	3.156%	0.031562
ED	June-04	2.86 ED	June-08	3.17	2.606%	0.026061
EDE	June-04	1.08 EDE	June-08	1.10	0.460%	0.004598
ETR	June-04	3.84 ETR	June-08	6.44	13.799%	0.137991
FE	June-04	2.31 FE	June-08	3.93	14.208%	0.142076
GXP	June-04	2.34 GXP	June-08	1.67	-8.087%	-0.08087
HE	June-04	1.74 HE	June-08	1.62	-1.771%	-0.01771
IDA	June-04	2.17 IDA	June-08	1.72	-5.645%	-0.05645
LNT	June-04	1.76 LNT	June-08	2.73	11.600%	0.115996
MDU	June-04	1.155 MDU	June-08	2.10	17.135%	0.171352
NI	June-04	1.53 NI	June-08	2.17	-5.503%	-0.05503
NST	June-04	1.75 NST	June-08	2.17	5.525%	0.05525
NU	June-04	1.29 NU	June-08	1.73	7.613%	0.076128
OGE	June-04	1.8 OGE	June-08	2.66	10.256%	0.10256
OTTR	June-04	1.43 OTTR	June-08	1.28	-2.732%	-0.02732
PGN	June-04	3.53 PGN	June-08	2.95	-4.388%	-0.04388
PNM	June-04	2.62 PNM	June-08	0.08	-50.631%	-0.50631
PNW	June-04	1.4 POM	June-08	2.70	0.755%	0.007548
POM	June-04	1.4 POM	June-08	1.98	9.052%	0.090522
PPL	June-04	1.865 PPL	June-08	2.43	6.840%	0.068395
PSD	June-04	1.41 PSD	June-08	1.61	3.372%	0.033717
SCG	June-04	2.82 SCG	June-08	2.95	1.133%	0.011331
SO	June-04	2 SO	June-08	2.35	4.114%	0.041141
SRE	June-04	3.3 SRE	June-08	4.42	7.579%	0.075789
VVC	June-04	1.45 VVC	June-08	1.67	3.595%	0.035946
WEC	June-04	2.19 WEC	June-08	3.00	8.186%	0.081856
XEL	June-04	1.34 XEL	June-08	1.46	2.167%	0.021673
					June-08	0.018298 0.029213

OFFIC TCKER	MEASURE	STATPERS	CNAME	NUMEST	MEDEST	MEANEST	STDEV	QUARTER	NUMEST	MEDEST	MEANEST	STDEV
AEP	AEP	March-89	AMERN ELEC PWR	14	3	3.05	1.05					
D	D	March-89	DOMINION RES INC	15	4.5	4.33	1.41					
DTE	DTE	March-89	DETROIT EDISON	9	2	0.72	4.1					
DUK	DUK	March-89	DUKE POWER CO	14	5	4.69	1.34					
ED	ED	March-89	CONSOL EDISON	12	4.1	4.33	1.13					
EDE	EDE	March-89	EMPIRE DIST ELEC	1	0	0						
HE	HE	March-89	HAWAIIAN ELEC	5	4.3	4.16	0.74					
IDA	IDA	March-89	IDAHO POWER CO	7	4.5	6.06	4.05					
MDU	MDU	March-89	MDU RESOURCES GP	3	3	5.67	4.62					
NI	NI	March-89	NIPSCO IND INC	9	4	4.47	2.24					
NU	NU	March-89	NORTHEAST UTILS	11	2.5	2.86	1.86					
OGE	OGE	March-89	OKLAHOMA G&E	13	3.5	3.85	1.17					
OTTR	OTTR	March-89	OTTER TAIL PWR	2	4	4	1.41					
PGN	PGN	March-89	PORTLAND GEN CP	10	3.75	3.99	1.82					
PNM	PNM	March-89	PUB SVC N MEX	7	2	1.1	4.57					
PNW	PNW	March-89	PINNACLE WST CAP	8	2.95	1.74	2.71					
POM	POM	March-89	POTOMAC ELEC	12	4.4	4.59	1.69					
PPL	PPL	March-89	PENNA P&L	12	4.15	4.02	1.12					
PSD	PSD	March-89	PUGET SOUND P&L	6	3	2.83	2.56					
SCG	SCG	March-89	SCANA CP	9	4	3.83	1.97					
SO	SO	March-89	SOUTHN CO	14	3.15	3.17	1.12					
TXU	TXU	March-89	TEXAS UTILS CO	14	3	3.36	2.2					
WEC	WPC	March-89	WISCONSIN ENERGY	13	5.5	5.23	1.25					
WPS	WPS	March-89	WISC PUB SVC	7	4	4.11	1.32		March-89	9.458333	3.5125	3.59
AEP	AEP	June-89	AMERN ELEC PWR	14	3	2.89	0.96					
D	D	June-89	DOMINION RES INC	14	4.3	4.14	1.31					
DTE	DTE	June-89	DETROIT EDISON	12	2.5	2.88	1.21					
DUK	DUK	June-89	DUKE POWER CO	14	5	4.67	1.06					
EDE	EDE	June-89	EMPIRE DIST ELEC	13	4	3.96	1.4					
ETR	MSU	June-89	ENTERGY CP	1	0	0						
HE	HE	June-89	HAWAIIAN ELEC	12	5	4.88	2.11					
IDA	IDA	June-89	IDAHO POWER CO	4	4	3.83	0.57					
MDU	MDU	June-89	MDU RESOURCES GP	8	3.65	5.39	4.08					
NI	NI	June-89	NIPSCO IND INC	3	3	4.67	2.89					
NU	NU	June-89	NORTHEAST UTILS	11	4	4.72	2.54					
OGE	OGE	June-89	OKLAHOMA G&E	12	3	3.14	1.54					
OTTR	OTTR	June-89	OTTER TAIL PWR	11	3.5	3.51	1.32					
PGN	PGN	June-89	PORTLAND GEN CP	2	2.5	2.5	0.71					
PNM	PNM	June-89	PORTLAND GEN CP	11	4	3.9	1.5					
PNW	PNW	June-89	PUB SVC N MEX	7	0	0.67	3.59					
POM	POM	June-89	PINNACLE WST CAP	7	3	2.27	1.6					
PPL	PPL	June-89	POTOMAC ELEC	12	4.25	4.55	1.45					
PSD	PSD	June-89	PENNA P&L	12	3.5	3.6	1.08					
SCG	SCG	June-89	PUGET SOUND P&L	5	2	2.08	0.91					
SO	SO	June-89	SCANA CP	9	3.5	3.58	1.14					
TXU	TXU	June-89	SOUTHN CO	13	3	3.04	0.93					
WEC	WPC	June-89	TEXAS UTILS CO	14	2.6	2.9	2.33					
		June-89	WISCONSIN ENERGY	12	5.3	5.13	1.26					

WPS	WPS	EPS	June-89	9.6	3.304	3.4664	1.6325
AEP	AEP	EPS	3.76	1.69			
D	D	EPS	2.71	0.61			
DTE	DTE	EPS	3.96	1.16			
DUK	DUK	EPS	3	1.1			
ED	ED	EPS	4.7	1.2			
EDE	EDE	EPS	3.96	1.4			
ETR	MSU	EPS	0	0			
HE	HE	EPS	5.18	2.47			
IDA	IDA	EPS	3.83	0.57			
MDU	MDU	EPS	5.39	4.08			
NI	NI	EPS	5.33	4.04			
NU	NU	EPS	5.15	2.76			
OGE	OGE	EPS	3.22	1.55			
OTTR	OTTR	EPS	3.41	1.53			
PGN	PGN	EPS	2.5	0.71			
PNM	PNM	EPS	3.82	1.67			
PNW	AZP	EPS	2.39	2.6			
POM	POM	EPS	2.2	1.51			
PPL	PPL	EPS	4.33	1.21			
PSD	PSD	EPS	3.56	1.12			
SCG	SCG	EPS	2.07	0.82			
SO	SO	EPS	3.58	1.14			
TXU	TXU	EPS	3.05	0.86			
WEC	WPC	EPS	2.38	1.77			
WPS	WPS	EPS	4.9	1.46			
AEP	AEP	EPS	3.76	1.69			
D	D	EPS	2.6	0.75	September-89	3.5352	1.62625
DTE	DTE	EPS	3.75	1.07			
DUK	DUK	EPS	3.08	0.97			
ED	ED	EPS	4.9	1.01			
EDE	EDE	EPS	3.61	1.58			
ETR	MSU	EPS	1	1			
HE	HE	EPS	4.91	2.42			
IDA	IDA	EPS	4.28	0.38			
MDU	MDU	EPS	5.76	4.84			
NI	NI	EPS	4	1.16			
NU	NU	EPS	5.29	3.03			
OGE	OGE	EPS	2.82	0.83			
OTTR	OTTR	EPS	3.4	1.61			
PGN	PGN	EPS	2	1.41			
PNM	PNM	EPS	3.84	1.52			
PNW	AZP	EPS	2.95	2.42			
POM	POM	EPS	1.65	1.85			
PPL	PPL	EPS	4.59	0.97			
PSD	PSD	EPS	3.56	1.03			
SCG	SCG	EPS	2.16	0.85			
SO	SO	EPS	3.72	0.97			
TXU	TXU	EPS	3.03	0.63			
			2.66	2.11			

WEC	WPC	EPS	December-89	December-89	December-89	December-89	December-89
WPS	WPS	EPS	1.28	4.83	5	12	December-89 WISCONSIN ENERGY
AEP	AEP	EPS	1.69	3.74	4	7	December-89 WISC PUB SVC
D	D	EPS	0.67	2.28	2	14	March-90 AMERN ELEC PWR
DTE	DTE	EPS	1.17	3.66	4	15	March-90 DOMINION RES INC
DUK	DUK	EPS	1.23	3.49	3.5	12	March-90 DETROIT EDISON
ED	ED	EPS	1.21	4.73	5	15	March-90 DUKE POWER CO
EDE	EDE	EPS	2.25	3.98	4	13	March-90 CONSOL EDISON
ETR	MSU	EPS	1.	1.	1	1	March-90 EMPIRE DIST ELEC
HE	HE	EPS	3.08	5.71	6	13	March-90 ENTERGY CP
IDA	IDA	EPS	1.13	4.8	4.4	4	March-90 HAWAIIAN ELEC
MDU	MDU	EPS	4.71	5.3	3.2	9	March-90 IDAHO POWER CO
NI	NI	EPS	1.92	4.5	4	4	March-90 MDU RESOURCES GP
NU	NU	EPS	2.7	5.2	5.05	10	March-90 NIPSCO IND INC
OGE	OGE	EPS	1.06	2.53	2.85	12	March-90 NORTHEAST UTILS
OTTR	OTTR	EPS	1.46	3.42	3.5	11	March-90 OKLAHOMA G&E
PGN	PGN	EPS	1.16	2.33	3	3	March-90 OTTER TAIL PWR
PNM	PNM	EPS	1.38	3.4	3.5	10	March-90 PORTLAND GEN CP
PNW	AZP	EPS	2.53	3.46	4	5	March-90 PUB SVC N MEX
POM	POM	EPS	7.09	4.75	2	4	March-90 PINNACLE WST CAP
PPL	PPL	EPS	1.59	4.72	4	13	March-90 POTOMAC ELEC
PSD	PSD	EPS	1.02	3.44	3.5	12	March-90 PENNA P&L
SCG	SCG	EPS	0.95	1.7	1.9	4	March-90 PUGET SOUND P&L
SO	SO	EPS	0.72	2.99	3.5	9	March-90 SCANA CP
TXU	TXU	EPS	1.99	2.55	2.6	14	March-90 SOUTHN CO
WEC	WPC	EPS	1.64	4.9	5	16	March-90 TEXAS UTILS CO
WPS	WPS	EPS	1.78	3.81	4	7	March-90 WISCONSIN ENERGY
AEP	AEP	EPS	0.84	2.37	2.9	14	June-90 AMERN ELEC PWR
D	D	EPS	0.87	3.83	3.7	14	June-90 DOMINION RES INC
DTE	DTE	EPS	1.26	3.53	4	12	June-90 DETROIT EDISON
DUK	DUK	EPS	1.18	4.39	5	16	June-90 DUKE POWER CO
ED	ED	EPS	2.24	3.83	3.1	13	June-90 CONSOL EDISON
EDE	EDE	EPS	3.	3.	3	1	June-90 EMPIRE DIST ELEC
ETR	MSU	EPS	2.4	6.93	6.55	12	June-90 ENTERGY CP
HE	HE	EPS	2.4	4.55	4.4	4	June-90 HAWAIIAN ELEC
IDA	IDA	EPS	1.44	2.8	2.5	8	June-90 IDAHO POWER CO
MDU	MDU	EPS	1.46	4.78	4.05	4	June-90 MDU RESOURCES GP
NI	NI	EPS	1.9	4.96	5	11	June-90 NIPSCO IND INC
NU	NU	EPS	1.23	3.17	3	12	June-90 NORTHEAST UTILS
OGE	OGE	EPS	1.02	3.65	3.7	11	June-90 OKLAHOMA G&E
OTTR	OTTR	EPS	0.71	2.5	2.5	2	June-90 OTTER TAIL PWR
PGN	PGN	EPS	2.37	4.2	4	10	June-90 PORTLAND GEN CP
PNM	PNM	EPS	5.39	4.9	4	7	June-90 PUB SVC N MEX
PNW	AZP	EPS	5.03	4.67	4	3	June-90 PINNACLE WST CAP
POM	POM	EPS	1.23	4.39	4.55	14	June-90 POTOMAC ELEC
PPL	PPL	EPS	1.24	3.25	3	11	June-90 PENNA P&L
PSD	PSD	EPS	0.64	2.45	2.5	4	June-90 PUGET SOUND P&L
SCG	SCG	EPS	1.09	3.6	3.5	9	June-90 SCANA CP
SO	SO	EPS	0.95	3.06	3	14	June-90 SOUTHN CO

March-90 9.72 3.54 3.6944 1.90375

SCG	SCG	EPS	June-91	9.44	4.444	4.4472	1.947083
SO	SCANA CP	7	3	2.84	0.93		
TXU	SOUTHN CO	14	2.75	2.83	1.02		
WEC	TEXAS UTILS CO	15	3	2.27	1.51		
WPS	WISCONSIN ENERGY	14	4.65	4.27	1.15		
AEP	WISC PUB SVC	6	2.75	2.97	1.13		
D	AMERN ELEC PWR	12	2.9	2.97	0.98		
DTE	DOMINION RES INC	15	3.4	3.57	0.46		
DUK	DETROIT EDISON	12	4.4	3.85	1.82		
ED	DUKE POWER CO	14	4.8	4.67	0.58		
EDE	CONSOL EDISON	13	2.9	2.8	1.28		
ETR	EMPIRE DIST ELEC	2	4.1	4.1	2.69		
HE	ENTERGY CP	14	4.95	5.06	1.77		
IDA	HAWAIIAN ELEC	4	4.4	5.2	2.64		
MDU	IDAHO POWER CO	9	3.8	3.83	1.36		
NI	MDU RESOURCES GP	5	4	3.96	1.27		
NU	NIPSCO IND INC	12	6	5.67	1.71		
OGE	NORTHEAST UTILS	12	2.75	3.27	1.68		
OTTR	OKLAHOMA G&E	11	3	3.04	1.21		
PGN	OTTER TAIL PWR	2	2.5	2.5	0.71		
PNM	PORTLAND GEN CP	11	4	4.36	1.93		
PNW	PUB SVC N MEX	5	17	18.1	16.7		
POM	PINNACLE WST CAP	7	12	13.1	7.5		
PPL	POTOMAC ELEC	15	3	4.24	2.82		
PSD	PENNA P&L	11	3.5	3.5	1.45		
SCG	PUGET SOUND P&L	5	2	2.36	1.12		
SO	SCANA CP	7	3	2.84	0.93		
TXU	SOUTHN CO	15	3	2.87	0.96		
WEC	TEXAS UTILS CO	16	2.5	2.42	1.72		
WPS	WISCONSIN ENERGY	14	4.65	4.2	1.2		
AEP	WISC PUB SVC	6	2.75	2.97	1.13		
D	AMERN ELEC PWR	12	3	3.05	0.93	September-91	2.3048
DTE	DOMINION RES INC	14	3.6	3.56	0.5		
DUK	DETROIT EDISON	11	4	3.44	1.58		
ED	DUKE POWER CO	15	4.3	4.46	0.9		
EDE	CONSOL EDISON	12	2.75	2.54	1.07		
ETR	EMPIRE DIST ELEC	2	4.1	4.1	2.69		
HE	ENTERGY CP	14	5.45	4.99	1.96		
IDA	HAWAIIAN ELEC	4	4.4	4.2	0.91		
MDU	IDAHO POWER CO	9	3.8	3.83	1.36		
NI	MDU RESOURCES GP	5	4	4.36	1.56		
NU	NIPSCO IND INC	12	6	5.84	1.39		
OGE	NORTHEAST UTILS	11	3	3.41	1.71		
OTTR	OKLAHOMA G&E	10	3	2.49	1.7		
PGN	OTTER TAIL PWR	2	2.5	2.5	0.71		
PNM	PORTLAND GEN CP	9	4	4.07	2.46		
PNW	PUB SVC N MEX	4	11.25	11.38	8.38		
POM	PINNACLE WST CAP	8	8.5	11.16	8.98		
PPL	POTOMAC ELEC	14	3	4.46	2.79		
	PENNA P&L	11	3.5	3.23	0.91		

PPL	EPS	Share	Value	Month	Value	Month	Value
PPL PPL	EPS	11	3.1	June-92	9.8	4.682	2.3304
PSD PSD	EPS	6	2.08				
SCG SCG	EPS	7	2.7				
SO SO	EPS	15	3.29				
TXU TXU	EPS	15	3.49				
WEC WPC	EPS	15	4.36				
WPS WPS	EPS	5	2.52				
AEP AEP	EPS	11	3.1	June-92	9.8	4.7544	2.3304
D D	EPS	13	3.35				
DTE DTE	EPS	9	3.09				
DUK DUK	EPS	13	4.14				
ED ED	EPS	11	2.91				
EDE EDE	EPS	2	3.1				
ETR MSU	EPS	12	5.6				
HE HE	EPS	4	5.45				
IDA IDA	EPS	8	6.1				
MDU MDU	EPS	5	3.64				
NI NI	EPS	13	5.56				
NU NU	EPS	11	2.7				
OGE OGE	EPS	9	2.68				
OTTR OTTR	EPS	3	2.33				
PGN PGN	EPS	7	4.17				
PNM PNM	EPS	5	21.9				
PNW AZP	EPS	6	13.33				
POM POM	EPS	12	3.27				
PPL PPL	EPS	10	3.01				
PSD PSD	EPS	5	2.42				
SCG SCG	EPS	8	2.74				
SO SO	EPS	14	3.29				
TXU TXU	EPS	14	3.28				
WEC WPC	EPS	15	4.25				
WPS WPS	EPS	6	2.27				
AEP AEP	EPS	12	2.63	September-92	9.04	4.75	4.6956
D D	EPS	14	3.99	September-92	9.04	4.75	4.6956
DTE DTE	EPS	8	2.89				
DUK DUK	EPS	13	4.13				
ED ED	EPS	11	2.96				
EDE EDE	EPS	2	3.1				
ETR MSU	EPS	12	4.43				
HE HE	EPS	3	5.33				
IDA IDA	EPS	8	6.22				
MDU MDU	EPS	5	3.6				
NI NI	EPS	13	5.64				
NU NU	EPS	11	2.98				
OGE OGE	EPS	9	2.68				
OTTR OTTR	EPS	3	2.67				
PNM PGN	EPS	7	4.17				
PNM PNM	EPS	6	19.58				
PNW AZP	EPS	7	12.86				

PNM	PNM	December-93	PUB SVC N MEX	4	7.25	7.38	3.94	
PNW	AZP	December-93	PINNACLE WST CAP	9	5	7.16	5.33	
POM	POM	December-93	POTOMAC ELEC	14	3.15	3.55	2.1	
PPL	PPL	December-93	PENNA P&L	9	3	3.17	1.19	
PSD	PSD	December-93	PUGET SOUND P&L	6	2	1.97	0.94	
SCG	SCG	December-93	SCANA CP	9	3	3.48	0.81	
SO	SO	December-93	SOUTHN CO	15	3	3.11	0.83	
TXU	TXU	December-93	TEXAS UTILS CO	16	3	3.37	2.12	
WEC	WPC	December-93	WISCONSIN ENERGY	17	4	4.65	1.24	
WPS	WPS	December-93	WISC PUB SVC	7	3	2.8	0.66	
AEP	AEP	March-94	AMERN ELEC PWR	11	2.5	2.61	0.66	
D	D	March-94	DOMINION RES INC	13	3.3	3.61	1.29	
DTE	DTE	March-94	DETROIT EDISON	7	2	0.07	3.45	
DUK	DUK	March-94	DUKE POWER CO	11	4	3.87	0.75	
ED	ED	March-94	CONSOL EDISON	10	2	2.4	0.54	
EDE	EDE	March-94	EMPIRE DIST ELEC	2	4.6	4.6	3.39	
ETR	MSU	March-94	ENTERGY CP	11	5	4.73	1.68	
HE	HE	March-94	HAWAIIAN ELEC	7	3	3.91	2.52	
IDA	IDA	March-94	IDAHO POWER CO	6	3.35	4.03	2.79	
MDU	MDU	March-94	IDU RESOURCES GP	5	5.2	4.54	1.68	
NI	NI	March-94	NIPSCO IND INC	12	5	5.29	1.6	
NU	NU	March-94	NORTHEAST UTILS	10	3	3	1.25	
OGE	OGE	March-94	OKLAHOMA G&E	6	1.5	1.75	1.63	
OTTR	OTTR	March-94	OTTER TAIL PWR	3	3	3.17	0.76	
PGN	PGN	March-94	PORTLAND GEN CP	7	3	2.86	0.69	
PNM	PNM	March-94	PUB SVC N MEX	4	6.25	6.13	2.53	
PNW	AZP	March-94	PINNACLE WST CAP	7	5	6.04	2.28	
POM	POM	March-94	POTOMAC ELEC	12	3	2.91	1.55	
PPL	PPL	March-94	PENNA P&L	8	3	3.04	1.2	
PSD	PSD	March-94	PUGET SOUND P&L	6	2	1.97	0.94	
SCG	SCG	March-94	SCANA CP	9	3	3.48	0.81	
SO	SO	March-94	SOUTHN CO	13	3	3.12	0.66	
TXU	TXU	March-94	TEXAS UTILS CO	13	3	3.22	1.83	
WEC	WPC	March-94	WISCONSIN ENERGY	15	4	4.6	1.2	
WPS	WPS	March-94	WISC PUB SVC	7	3	2.8	0.66	
AEP	AEP	June-94	AMERN ELEC PWR	6	2.8	2.87	0.64	
D	D	June-94	DOMINION RES INC	8	3.4	3.73	0.95	
DTE	DTE	June-94	DETROIT EDISON	7	2	1.34	2.38	
DUK	DUK	June-94	DUKE POWER CO	8	4	3.95	0.33	
ED	ED	June-94	CONSOL EDISON	7	2	2.41	0.57	
EDE	EDE	June-94	EMPIRE DIST ELEC	1	7	7	7	
ETR	MSU	June-94	ENTERGY CP	9	4.7	5.06	1.52	
HE	HE	June-94	HAWAIIAN ELEC	7	3	3.99	2.43	
IDA	IDA	June-94	IDAHO POWER CO	6	4	4.53	2.38	
MDU	MDU	June-94	IDU RESOURCES GP	5	5.2	4.54	1.68	
NI	NI	June-94	NIPSCO IND INC	9	5	5.37	1.23	
NU	NU	June-94	NORTHEAST UTILS	7	3	3.66	2.36	
OGE	OGE	June-94	OKLAHOMA G&E	5	1	1.12	1.01	
OTTR	OTTR	June-94	OTTER TAIL PWR	3	3	3.17	0.76	
		December-93				3.692	3.8144	1.754
		March-94				3.428	3.51	1.5336
		8.6				9.76		

OGE	OGE	EPS	7	2	2.03	0.68							
OTTR	OTTR	EPS	2	3	3	0							
PGN	PGN	EPS	6	3	3.17	0.75							
PNM	PNM	EPS	6	5.25	5.42	2.06							
PNW	AZP	EPS	8	5.5	6.25	2.49							
POM	POM	EPS	10	1.95	1.59	0.84							
PPL	PPL	EPS	9	1	1.14	1.9							
PSD	PSD	EPS	4	2	1.95	0.9							
SCG	SCG	EPS	6	3.5	3.33	1.21							
SO	SO	EPS	14	3.25	3.37	0.74							
TXU	TXU	EPS	13	3	3.18	1.64							
WEC	WPC	EPS	13	4	3.95	0.7							
WPS	WPS	EPS	5	2.3	2.78	0.95							
AEP	AEP	EPS	11	2	2.32	0.78	June-95	8.24	3.108	3.174		1.152	
D	D	EPS	12	2.95	2.59	0.78							
DTE	DTE	EPS	10	2.3	2.4	0.86							
DUK	DUK	EPS	12	3	3.28	0.92							
ED	ED	EPS	7	1.7	1.35	0.83							
EDE	EDE	EPS	2	3.5	3.5	2.12							
ETR	MSU	EPS	9	3	3.04	1.25							
HE	HE	EPS	8	4	3.86	1.11							
IDA	IDA	EPS	6	4	3.5	1.64							
MDU	MDU	EPS	4	5.1	4.8	1.28							
NI	NI	EPS	11	5	5.09	1.46							
NU	NU	EPS	11	2	2.67	0.95							
OGE	OGE	EPS	7	2	2.1	0.64							
OTTR	OTTR	EPS	2	3	3	0							
PGN	PGN	EPS	8	3	3.01	0.94							
PNM	PNM	EPS	5	4	4.5	3							
PNW	AZP	EPS	8	5.5	6.25	2.49							
POM	POM	EPS	10	2	1.73	0.9							
PPL	PPL	EPS	8	1	0.91	1.97							
PSD	PSD	EPS	5	2	2.94	1.78							
SCG	SCG	EPS	6	3.5	3.33	1.21							
SO	SO	EPS	14	3.4	3.41	0.74							
TXU	TXU	EPS	13	3	4.42	2.62							
WEC	WPC	EPS	13	4	3.62	1.19							
WPS	WPS	EPS	5	2.3	2.78	0.95							
AEP	AEP	EPS	11	2.5	2.42	0.69	September-95	8.28	3.09	3.216		1.2964	
D	D	EPS	14	2.45	2.45	0.85							
DTE	DTE	EPS	10	2.8	3.02	1.28							
DUK	DUK	EPS	13	3	3.35	0.92							
ED	ED	EPS	9	1	0.84	1.04							
EDE	EDE	EPS	2	3.3	3.3	1.84							
ETR	MSU	EPS	12	3	3.33	1.2							
HE	HE	EPS	9	4	3.91	1.15							
IDA	IDA	EPS	7	4	3.3	1.61							
MDU	MDU	EPS	5	4	4.24	0.89							
NI	NI	EPS	13	5	5.12	1.24							

NU	NU	EPS	December-95	NORTHEAST UTILS	11	2	2.58	0.96
OGE	OGE	EPS	December-95	OKLAHOMA G&E	8	2	2.08	0.78
OTTR	OTTR	EPS	December-95	OTTER TAIL PWR	2	2.75	2.75	0.35
PGN	PGN	EPS	December-95	PORTLAND GEN CP	9	4	3.31	1.61
PNM	PNM	EPS	December-95	PUB SVC N MEX	7	4	4.44	2.6
PNW	AZP	EPS	December-95	PINNACLE WST CAP	9	5	5.1	1.03
POM	POM	EPS	December-95	POTOMAC ELEC	11	2	1.73	0.85
PPL	PPL	EPS	December-95	PP&L RESOURCES	10	1.1	1.94	1.85
PSD	PSD	EPS	December-95	PUGET SOUND P&L	6	2.8	3.22	1.59
SCG	SCG	EPS	December-95	SCANA CP	8	3.5	3.45	1.48
SO	SO	EPS	December-95	SOUTH CO	14	3.8	3.76	1.03
TXU	TXU	EPS	December-95	TEXAS UTILS CO	14	5.5	6.01	2.92
WEC	WFC	EPS	December-95	WISCONSIN ENERGY	14	4	3.92	1.86
WPS	WPS	EPS	December-95	WPS RESOURCES CP	6	2.8	2.87	0.88
AEP	AEP	EPS	March-96	AMERN ELEC PWR	11	2	2.38	0.78
D	D	EPS	March-96	DOMINION RES INC	14	2.95	2.58	0.93
DTE	DTE	EPS	March-96	DTE ENERGY	11	2	2.71	1.37
DUK	DUK	EPS	March-96	DUKE POWER CO	13	4	3.85	1.3
ED	ED	EPS	March-96	CONS EDISON CO	9	1	0.53	1.03
EDE	EDE	EPS	March-96	EMPIRE DIST ELEC	2	3	3	1.41
ETR	MSU	EPS	March-96	ENTERGY CP	12	4	3.77	1.15
HE	HE	EPS	March-96	HAWAIIAN ELEC	9	3	3.4	1.34
IDA	IDA	EPS	March-96	IDAHO POWER CO	7	2	2.43	1.51
MDU	MDU	EPS	March-96	MDU RESOURCES GP	4	4	3.75	0.5
NI	NI	EPS	March-96	NIPSCO IND INC	13	5.5	5.36	1.6
NU	NU	EPS	March-96	NORTHEAST UTILS	11	2	1.74	0.99
OGE	OGE	EPS	March-96	OKLAHOMA G&E	8	2	2.09	0.8
OTTR	OTTR	EPS	March-96	OTTER TAIL PWR	2	3	3	0
PGN	PGN	EPS	March-96	PORTLAND GEN CP	10	3	3.49	2.63
PNM	PNM	EPS	March-96	PUB SVC N MEX	7	4	5.04	3.34
PNW	AZP	EPS	March-96	PINNACLE WST CAP	9	5	5.56	1.01
POM	POM	EPS	March-96	POTOMAC ELEC	11	2	1.94	1.09
PPL	PPL	EPS	March-96	PP&L RESOURCES	10	1.85	2.42	1.78
PSD	PSD	EPS	March-96	PUGET SOUND P&L	6	2.8	3.22	1.59
SCG	SCG	EPS	March-96	SCANA CP	8	4	3.58	1.27
SO	SO	EPS	March-96	SOUTH CO	14	3.8	3.79	0.76
TXU	TXU	EPS	March-96	TEXAS UTILS CO	14	5	6.16	2.62
WEC	WPC	EPS	March-96	WISCONSIN ENERGY	14	4	3.73	1.78
WPS	WPS	EPS	March-96	WPS RESOURCES CP	6	2.15	2.65	0.91
AEP	AEP	EPS	June-96	AMERN ELEC PWR	11	2.5	2.65	1.1
D	D	EPS	June-96	DOMINION RES INC	13	2.9	2.47	0.86
DTE	DTE	EPS	June-96	DTE ENERGY	10	2.3	2.98	1.36
DUK	DUK	EPS	June-96	DUKE POWER CO	12	4.25	4.22	1.61
ED	ED	EPS	June-96	CONS EDISON CO	7	1	1.14	1.21
EDE	EDE	EPS	June-96	EMPIRE DIST ELEC	1	2	2	
ETR	MSU	EPS	June-96	ENTERGY CP	10	3.5	3.56	1.04
HE	HE	EPS	June-96	HAWAIIAN ELEC	7	3	3.29	1.11
IDA	IDA	EPS	June-96	IDAHO POWER CO	6	2	2.67	1.51
MDU	MDU	EPS	June-96	MDU RESOURCES GP	4	4	3.75	0.5
			December-95		9.36	3.212	3.2976	1.3
			March-96		9.4	3.122	3.2868	1.3396

MDU	MDU	EPS	7	4	4.31	1.7	
NI	NI	EPS	16	5.2	5.42	0.96	
NU	NU	EPS	12	2	0.61	2.83	
OGE	OGE	EPS	10	2.15	2.06	0.91	
OTTR	OTTR	EPS	1	3	3		
PGN	PGN	EPS	9	4	3.57	1.49	
PNM	PNM	EPS	8	4.5	5.19	3.27	
PNW	AZP	EPS	12	6	5.85	1.85	
POM	POM	EPS	11	2	1.98	1.86	
PPL	PPL	EPS	13	2	3.98	5.05	
PSD	PSD	EPS	7	2	2.77	1.85	
SCG	SCG	EPS	10	4	3.89	1	
SO	SO	EPS	15	4	3.82	0.9	
TXU	TXU	EPS	16	5.75	5.71	2.16	
WEC	WPC	EPS	14	3.5	3.91	1.61	
WPS	WPS	EPS	7	2.3	2.76	0.95	
AEP	AEP	EPS	12	2.5	2.96	1.51	
D	D	EPS	14	3	3.79	1.73	
DTE	DTE	EPS	13	2	2.62	1.07	
DUK	DUK	EPS	13	4	4.45	2.38	
ED	ED	EPS	7	2	1.86	0.69	
EDE	EDE	EPS	1	2	2		
ETR	MSU	EPS	11	4	4.12	0.91	
HE	HE	EPS	8	3.75	3.56	1.18	
IDA	IDA	EPS	6	2.5	3	1.26	
MDU	MDU	EPS	8	4.85	4.96	2.05	
NI	NI	EPS	18	5	5.38	1.08	
NU	NU	EPS	9	1	-0.01	3.02	
OGE	OGE	EPS	10	2	2.06	0.86	
OTTR	OTTR	EPS	2	3	3	0	
PGN	PGN	EPS	10	3.5	3.16	2.26	
PNM	PNM	EPS	10	4.5	5.45	2.71	
PNW	AZP	EPS	12	5.5	5.5	1.51	
POM	POM	EPS	12	2	1.77	0.98	
PPL	PPL	EPS	12	2	2.46	1.5	
PSD	PSD	EPS	8	2.5	3.25	2.25	
SCG	SCG	EPS	10	4	4.1	1.66	
SO	SO	EPS	15	4	3.6	0.85	
TXU	TXU	EPS	15	5	5.47	1.62	
WEC	WPC	EPS	14	4	4	1.57	
WPS	WPS	EPS	7	2.3	2.7	0.84	
AEP	AEP	EPS	10	2.5	2.7	1.06	
D	D	EPS	13	3	3.38	0.85	
DTE	DTE	EPS	13	2	2.55	1.15	
DUK	DUK	EPS	13	5	4.62	2.33	
ED	ED	EPS	8	2	1.75	0.71	
EDE	EDE	EPS	1	2	2		
ETR	MSU	EPS	10	4.5	4.2	0.92	
HE	HE	EPS	9	3	3.33	1.22	
December-96	MDU RESOURCES GP						
December-96	NIPSCO IND INC						
December-96	NORTHEAST UTILS						
December-96	OKLAHOMA G&E						
December-96	OTTER TAIL PWR						
December-96	PORTLAND GEN CP						
December-96	PUB SVC N MEX						
December-96	PINNACLE WST CAP						
December-96	POTOMAC ELEC						
December-96	PP&L RESOURCES						
December-96	PUGET SOUND P&L						
December-96	SCANA CP						
December-96	SOUTH CO						
December-96	TEXAS UTILS CO						
December-96	WISCONSIN ENERGY						
December-96	WPS RESOURCES CP						
March-97	AMERN ELEC PWR						
March-97	DOMINION RES INC						
March-97	DTE ENERGY						
March-97	DUKE POWER CO						
March-97	CONS EDISON CO						
March-97	EMPIRE DIST ELEC						
March-97	ENTERGY CP						
March-97	HAWAIIAN ELEC						
March-97	IDAHO POWER CO						
March-97	MDU RESOURCES GP						
March-97	NIPSCO IND INC						
March-97	NORTHEAST UTILS						
March-97	OGE ENERGY CORP						
March-97	OTTER TAIL PWR						
March-97	PORTLAND GEN CP						
March-97	PUB SVC N MEX						
March-97	PINNACLE WST CAP						
March-97	POTOMAC ELEC						
March-97	PP&L RESOURCES						
March-97	PUGET SOUND ENGY						
March-97	SCANA CP						
March-97	SOUTH CO						
March-97	TEXAS UTILS CO						
March-97	WISCONSIN ENERGY						
March-97	WPS RESOURCES CP						
June-97	AMERN ELEC PWR						
June-97	DOMINION RES INC						
June-97	DTE ENERGY						
June-97	DUKE ENERGY CORP						
June-97	CONS EDISON CO						
June-97	EMPIRE DIST ELEC						
June-97	ENTERGY CP						
June-97	HAWAIIAN ELEC						
December-96			December-96	10.52	3.238	3.4424	1.671304
March-97			March-97	10.28	3.236	3.4084	1.47875

IDA	IDA	EPS	June-97	10.125	3.320833	3.427083	1.396522
MDU	MDU	EPS	6	2.5	3	1.26	
NI	NI	EPS	8	4.9	4.91	1.99	
NU	NI	EPS	15	5.5	5.59	1.04	
OGE	NU	EPS	8	0.5	0.25	2.31	
PGN	OGE	EPS	9	2	2.19	0.8	
PNM	PGN	EPS	8	3.5	3.58	1.48	
PNW	PNM	EPS	11	5	5.41	2.58	
POM	PNW	EPS	12	5.15	5.57	1.61	
PPL	POM	EPS	10	2	1.55	0.76	
PSD	PPL	EPS	12	2	2.46	1.5	
SCG	PSD	EPS	7	3	3.43	2.37	
SO	SCG	EPS	10	4	4.1	1.66	
TXU	SO	EPS	15	4	3.63	0.82	
WEC	TXU	EPS	16	5	5.19	1.24	
WPS	WEC	EPS	13	4	4.04	1.61	
AEP	WPS	EPS	6	2.65	2.82	0.85	
D	AEP	EPS	11	3	3	1.18	
DTE	D	EPS	12	3	3.41	0.88	
DUK	DTE	EPS	11	2.5	2.83	1.01	
ED	DUK	EPS	14	5	5.57	2.71	
EDE	ED	EPS	8	2	1.88	0.64	
ETR	EDE	EPS	1	2	2		
HE	ETR	EPS	12	4	3.96	0.86	
IDA	HE	EPS	6	3.5	3.33	1.21	
MDU	IDA	EPS	5	3	3.2	1.3	
NI	MDU	EPS	7	5.8	5.47	1.55	
NU	NI	EPS	16	5.25	5.61	0.94	
OGE	NU	EPS	6	1.5	0.33	2.73	
PNM	OGE	EPS	8	3	3.08	1.58	
PNW	PNM	EPS	10	5	5.25	2.1	
POM	PNW	EPS	11	5.3	5.66	1.74	
PPL	POM	EPS	10	2	1.75	0.54	
PSD	PPL	EPS	11	2	2.59	1.5	
SCG	PSD	EPS	7	3	3.04	1.49	
SO	SCG	EPS	9	4	3.67	1.32	
TXU	SO	EPS	13	4	3.53	0.91	
WEC	TXU	EPS	15	5	5.07	1.29	
WPS	WEC	EPS	12	3.25	3.79	1.85	
AEP	WPS	EPS	6	2.65	2.82	0.85	
D	AEP	EPS	11	3	3.45	1.51	
DTE	D	EPS	12	3	3.37	0.69	
DUK	DTE	EPS	11	2.5	2.57	0.97	
ED	DUK	EPS	15	5	5.4	2.75	
ETR	ED	EPS	9	2	2.39	0.93	
FE	ETR	EPS	10	4	3.85	0.75	
HE	FE	EPS	11	3	2.93	1.32	
IDA	HE	EPS	5	3	3.2	1.3	
MDU	IDA	EPS	4	3.5	3.5	1.29	
	MDU	EPS	7	5.8	6.81	4.63	

September-97 9.608696 3.467391 3.514783 1.371818

NI	NI	EPS	December-97	December-97	December-97	December-97	December-97	December-97	December-97
NI	NI	EPS	16	6	5.89	1.19			
NU	NU	EPS	5	1	-0.6	4.22			
OGE	OGE	EPS	6	3	3.1	1.52			
OTTR	OTTR	EPS	1	5	5				
PNM	PNM	EPS	8	4	4.19	0.92			
PNW	AZP	EPS	9	5	5.42	1.57			
POM	POM	EPS	8	2	1.81	0.75			
PPL	PPL	EPS	9	2	2.17	1.27			
PSD	PSD	EPS	6	2.5	3.2	2.21			
SCG	SCG	EPS	8	3.5	3.38	1.06			
SO	SO	EPS	13	4	3.76	0.64			
TXU	TXU	EPS	13	5	4.84	1.46			
WEC	WPC	EPS	12	3	3	0.95			
WPS	WPS	EPS	5	2	2.52	0.74			
AEE	UEP	EPS	6	2.25	2.08	0.92	3.45	3.547917	1.506087
AEP	AEP	EPS	10	3	3.5	1.51			
D	D	EPS	11	3	3.55	0.69			
DTE	DTE	EPS	9	2	2.29	0.81			
DUK	DUK	EPS	16	7.5	6.94	2.59			
ED	ED	EPS	8	2	2.44	0.98			
ETR	MSU	EPS	9	4	3.83	0.79			
FE	OEC	EPS	10	3	3	1.25			
HE	HE	EPS	5	2	3	1.41			
IDA	IDA	EPS	2	4.5	4.5	0.71			
IDU	IDU	EPS	6	6	6	1.9			
NI	NI	EPS	15	6	6.15	1.28			
NU	NU	EPS	4	0.5	-1.25	4.57			
OGE	OGE	EPS	5	3	3.12	1.69			
PNM	PNM	EPS	7	4	4.21	0.99			
PNW	AZP	EPS	7	6	6.11	1.45			
POM	POM	EPS	8	2	1.94	0.68			
PPL	PPL	EPS	6	2	2.08	1.43			
PSD	PSD	EPS	4	3.5	4.05	2.25			
SCG	SCG	EPS	7	4	3.57	0.98			
SO	SO	EPS	12	3.75	3.7	0.76			
TXU	TXU	EPS	14	5	4.87	1.28			
WEC	WPC	EPS	9	3	2.78	1.09			
WPS	WPS	EPS	4	2	2.4	0.8			
AEE	UEP	EPS	9	3	2.39	0.86			
AEP	AEP	EPS	10	3.5	3.8	1.4			
D	D	EPS	10	3	3.45	0.9			
DTE	DTE	EPS	10	2.75	2.86	0.92			
DUK	DUK	EPS	17	8	7.29	2.69			
ED	ED	EPS	9	2	2.28	1.03			
EDE	EDE	EPS	1	41	41		3.5	3.535883	1.367083
ETR	MSU	EPS	11	3	3	1.55			
FE	OEC	EPS	11	3	3.27	1.49			
HE	HE	EPS	5	3	3.2	1.3			
IDA	IDA	EPS	2	4.5	4.5	0.71			

LNT	WPL	EPS	June-98	8.192308	5.048077	5.056923	1.51
MDU	MDU	EPS	June-98 INTERSTATE ENER	5	2	2.1	0.22
NI	NI	EPS	June-98 MDU RESOURCES GP	8	6.5	6.31	2.12
NU	NU	EPS	June-98 NIPSCO IND INC	15	6	5.95	1.32
OGE	OGE	EPS	June-98 NORTHEAST UTILS	4	1	-1	4.69
PNM	PNM	EPS	June-98 OGE ENERGY CORP	6	3	3.5	1.64
PNW	AZP	EPS	June-98 PUB SVC N MEX	8	5	4.96	1.53
POM	POM	EPS	June-98 PINNACLE WST CAP	8	6	6.22	1.27
PPL	PPL	EPS	June-98 POTOMAC ELEC	7	2	1.94	0.73
PSD	PSD	EPS	June-98 PP&L RESOURCES	6	2	2	1.52
SCG	SCG	EPS	June-98 PUGET SOUND ENGY	4	3	2.73	1.23
SO	SO	EPS	June-98 SCANA CP	8	4	3.75	1.04
TXU	TXU	EPS	June-98 SOUTHN CO	11	4	4.73	2.33
WEC	WPC	EPS	June-98 TEXAS UTILS CO	14	5	5.93	3.67
WPS	WPS	EPS	June-98 WISCONSIN ENERGY	9	3	3	0.87
AEE	UEP	EPS	June-98 WPS RESOURCES CP	5	2	2.32	0.72
AEP	AEP	EPS	September-98 AMEREN CP	9	3	2.79	1.05
D	D	EPS	September-98 AMERN ELEC PWR	10	3	3.2	1.17
DTE	DTE	EPS	September-98 DOMINION RES INC	10	3	3.3	1.1
DUK	DUK	EPS	September-98 DTE ENERGY	11	3	3.33	1.25
ED	ED	EPS	September-98 DUKE ENERGY CORP	15	7	7.01	2.7
EDE	EDE	EPS	September-98 CONS EDISON INC	9	2	2.39	1.17
ETR	MSU	EPS	September-98 EMPIRE DIST ELEC	1	41	41	
FE	OEC	EPS	September-98 ENTERGY CP	10	3.6	3.6	1.18
HE	HE	EPS	September-98 FIRSTENERGY CORP	12	3	4.17	3.64
IDA	IDA	EPS	September-98 HAWAIIAN ELEC	6	3	3.43	1.65
LNT	WPL	EPS	September-98 IDAHO POWER CO	3	4	3.33	2.08
MDU	MDU	EPS	September-98 INTERSTATE ENER	4	2	2.13	0.25
NI	NI	EPS	September-98 MDU RESOURCES GP	8	6.5	6.56	1.92
NU	NU	EPS	September-98 NIPSCO IND INC	16	6	6.24	1.5
OGE	OGE	EPS	September-98 NORTHEAST UTILS	3	1	-2	5.2
PNM	PNM	EPS	September-98 OGE ENERGY CORP	6	3.5	3.67	1.63
PNW	AZP	EPS	September-98 PUB SVC N MEX	8	5	4.81	1.6
POM	POM	EPS	September-98 PINNACLE WST CAP	9	6	10.59	14.11
PSD	PSD	EPS	September-98 POTOMAC ELEC	6	2.05	2.1	0.66
SCG	SCG	EPS	September-98 PP&L RESOURCES	7	2.3	2.33	1.34
SO	SO	EPS	September-98 PUGET SOUND ENGY	5	3	3.06	1.76
SRE	SDO	EPS	September-98 SCANA CP	9	4	3.9	1.07
TXU	TXU	EPS	September-98 SOUTHN CO	11	4	4.64	2.29
WEC	WPC	EPS	September-98 SEMPR ENERGY	8	4.15	4.6	2.47
WPS	WPS	EPS	September-98 TEXAS UTILS CO	16	5	5.56	2.94
AEE	UEP	EPS	September-98 WISCONSIN ENERGY	10	3	3.16	0.96
AEP	AEP	EPS	September-98 WPS RESOURCES CP	5	2	2.32	0.72
D	D	EPS	December-98 AMEREN CP	9	3	2.79	1.05
DTE	DTE	EPS	December-98 AMERN ELEC PWR	11	3	3.24	1.08
DUK	DUK	EPS	December-98 DOMINION RES INC	12	3	3.41	1.73
ED	ED	EPS	December-98 DTE ENERGY	11	3	2.98	1.54
EDE	EDE	EPS	December-98 DUKE ENERGY CORP	17	8	7.41	2.35
		EPS	December-98 CONS EDISON INC	9	2	2.72	1.15
		EPS	December-98 EMPIRE DIST ELEC	1	41	41	

September-98 8.407407 5.003704 5.23037 2.208077

AEP	AEP	June-99	June-99	June-99	June-99	June-99	June-99	June-99	June-99
D	D	AMERN ELEC PWR	AMERN ELEC PWR	AMERN ELEC PWR	AMERN ELEC PWR	AMERN ELEC PWR	AMERN ELEC PWR	AMERN ELEC PWR	AMERN ELEC PWR
DTE	DTE	3.94	3.94	3.94	3.94	3.94	3.94	3.94	3.94
DUK	DUK	7.97	7.97	7.97	7.97	7.97	7.97	7.97	7.97
ED	ED	3.41	3.41	3.41	3.41	3.41	3.41	3.41	3.41
EDE	EDE	4.1	4.1	4.1	4.1	4.1	4.1	4.1	4.1
ETR	ETR	2.25	2.25	2.25	2.25	2.25	2.25	2.25	2.25
FE	FE	4.01	4.01	4.01	4.01	4.01	4.01	4.01	4.01
HE	HE	1.7	1.7	1.7	1.7	1.7	1.7	1.7	1.7
IDA	IDA	3.6	3.6	3.6	3.6	3.6	3.6	3.6	3.6
LNT	LNT	2.1	2.1	2.1	2.1	2.1	2.1	2.1	2.1
MDU	MDU	7.03	7.03	7.03	7.03	7.03	7.03	7.03	7.03
NI	NI	7.74	7.74	7.74	7.74	7.74	7.74	7.74	7.74
NU	NU	1.6	1.6	1.6	1.6	1.6	1.6	1.6	1.6
OGE	OGE	4.21	4.21	4.21	4.21	4.21	4.21	4.21	4.21
OTTR	OTTR	9.65	9.65	9.65	9.65	9.65	9.65	9.65	9.65
PNM	PNM	4.45	4.45	4.45	4.45	4.45	4.45	4.45	4.45
PNW	PNW	5.9	5.9	5.9	5.9	5.9	5.9	5.9	5.9
POM	POM	2.89	2.89	2.89	2.89	2.89	2.89	2.89	2.89
PPL	PPL	3.63	3.63	3.63	3.63	3.63	3.63	3.63	3.63
PSD	PSD	4.42	4.42	4.42	4.42	4.42	4.42	4.42	4.42
SCG	SCG	3.71	3.71	3.71	3.71	3.71	3.71	3.71	3.71
SO	SO	5.48	5.48	5.48	5.48	5.48	5.48	5.48	5.48
SRE	SRE	4.43	4.43	4.43	4.43	4.43	4.43	4.43	4.43
TXU	TXU	6	6	6	6	6	6	6	6
WEC	WEC	3.16	3.16	3.16	3.16	3.16	3.16	3.16	3.16
WPS	WPS	1.14	1.14	1.14	1.14	1.14	1.14	1.14	1.14
AEU	AEU	2.72	2.72	2.72	2.72	2.72	2.72	2.72	2.72
AEP	AEP	2.68	2.68	2.68	2.68	2.68	2.68	2.68	2.68
D	D	4.17	4.17	4.17	4.17	4.17	4.17	4.17	4.17
DTE	DTE	5.08	5.08	5.08	5.08	5.08	5.08	5.08	5.08
DUK	DUK	4.13	4.13	4.13	4.13	4.13	4.13	4.13	4.13
ED	ED	7.95	7.95	7.95	7.95	7.95	7.95	7.95	7.95
EDE	EDE	3.45	3.45	3.45	3.45	3.45	3.45	3.45	3.45
ETR	ETR	4.1	4.1	4.1	4.1	4.1	4.1	4.1	4.1
FE	FE	4.92	4.92	4.92	4.92	4.92	4.92	4.92	4.92
HE	HE	4.72	4.72	4.72	4.72	4.72	4.72	4.72	4.72
IDA	IDA	3.27	3.27	3.27	3.27	3.27	3.27	3.27	3.27
LNT	LNT	3.6	3.6	3.6	3.6	3.6	3.6	3.6	3.6
MDU	MDU	2.1	2.1	2.1	2.1	2.1	2.1	2.1	2.1
NI	NI	7.43	7.43	7.43	7.43	7.43	7.43	7.43	7.43
NST	NST	7.81	7.81	7.81	7.81	7.81	7.81	7.81	7.81
NU	NU	3.81	3.81	3.81	3.81	3.81	3.81	3.81	3.81
OGE	OGE	5.33	5.33	5.33	5.33	5.33	5.33	5.33	5.33
OTTR	OTTR	4.21	4.21	4.21	4.21	4.21	4.21	4.21	4.21
PNM	PNM	9.65	9.65	9.65	9.65	9.65	9.65	9.65	9.65
PNW	PNW	4.27	4.27	4.27	4.27	4.27	4.27	4.27	4.27
POM	POM	5.5	5.5	5.5	5.5	5.5	5.5	5.5	5.5
PPL	PPL	3.33	3.33	3.33	3.33	3.33	3.33	3.33	3.33

June-99 10.03571 5.708929 5.852857 2.197407

PSD	PSD	September-99	PUGET SOUND ENGY	5	3.9	4.42	1.76
SCG	SCG	September-99	SCANA CP	9	4	3.71	0.98
SO	SO	September-99	SOUTHN CO	18	6	5.84	1.83
SRE	SDO	September-99	SEMPRA ENERGY	8	5	4.6	1.73
TXU	TXU	September-99	TEXAS UTILS CO	19	6	6.26	3.09
WEC	WPC	September-99	WISCONSIN ENERGY	13	3.9	3.37	1.55
AEE	UEP	September-99	WPS RESOURCES CP	5	2	2.72	1
AEP	AEP	December-99	AMEREN CP	10	3	2.9	0.99
D	D	December-99	AMERN ELEC PWR	13	3	3.52	1.21
DTE	DTE	December-99	DOMINION RES INC	16	5.5	5.81	2.99
DUK	DUK	December-99	DTE ENERGY	12	5	4.29	1.86
ED	ED	December-99	DUKE ENERGY CORP	21	8	8.32	1.32
EDE	EDE	December-99	CONS EDISON INC	11	3.5	3.45	1.11
ETR	MSU	December-99	EMPIRE DIST ELEC	1	41	41	
FE	OEC	December-99	ENTERGY CP	13	5	5.15	2.48
HE	HE	December-99	FIRSTENERGY CORP	13	5	4.85	2.34
IDA	IDA	December-99	HAWAIIAN ELEC	7	3	3.23	1.7
LNT	WPL	December-99	IDACORP INC.	5	4	3.6	1.52
MDU	MDU	December-99	ALLIANT ENER	4	2	2.13	0.25
NI	NI	December-99	MDU RESOURCES GP	11	8	7.73	1.78
NST	BSE	December-99	NISOURCE INC	16	8	7.56	2.13
NU	NU	December-99	NSTAR	8	4	4.46	2.37
OGE	OGE	December-99	NORTHEAST UTILS	6	5	5	2.97
OTTR	OTTR	December-99	OGE ENERGY CORP	8	4.5	4.38	1.6
PNM	PNM	December-99	OTTER TAIL PWR	1	5	5	
PNW	AZP	December-99	PUB SVC N MEX	7	3.9	4.27	2.57
POM	POM	December-99	PINNACLE WST CAP	11	6	6.01	1.26
PPL	PPL	December-99	POTOMAC ELEC	9	2.1	3.12	2.3
PSD	PSD	December-99	PP&L RESOURCES	8	4.5	4.25	2.43
SCG	SCG	December-99	PUGET SOUND ENGY	5	3	3.58	0.88
SO	SO	December-99	SCANA CP	9	4	3.9	1.03
SRE	SDO	December-99	SOUTHN CO	19	6	5.97	1.79
TXU	TXU	December-99	SEMPRA ENERGY	8	5	4.97	1.37
WEC	WPC	December-99	TEXAS UTILS CO	18	6	6.82	3.22
WPS	WPS	December-99	WISCONSIN ENERGY	12	3.95	3.49	1.56
AEE	UEP	December-99	WPS RESOURCES CP	4	2.8	2.9	1.05
AEP	AEP	March-00	AMEREN CP	10	3	2.9	0.99
D	D	March-00	AMERN ELEC PWR	13	3	3.59	1.21
DTE	DTE	March-00	DOMINION RES INC	16	8	6.88	2.66
DUK	DUK	March-00	DTE ENERGY	13	5	4.42	1.85
ED	ED	March-00	DUKE ENERGY CORP	21	9	8.56	1.37
ETR	MSU	March-00	CONS EDISON INC	11	3.5	3.45	1.11
FE	OEC	March-00	ENTERGY CP	14	5.5	5.36	2.41
HE	HE	March-00	FIRSTENERGY CORP	14	5	4.86	2.25
IDA	IDA	March-00	HAWAIIAN ELEC	7	3	3.23	1.7
LNT	WPL	March-00	IDACORP INC.	5	4	3.6	1.52
MDU	MDU	March-00	ALLIANT ENER	4	2	2.13	0.25
NI	NI	March-00	MDU RESOURCES GP	11	8	7.73	1.78
		March-00	NISOURCE INC	16	8	7.56	2.31
		September-99				5.85	5.972759
		September-99				10.06897	2.054286
		December-99				9.862069	5.853448
		December-99				5.91931	1.780741

NST	BSE	EPS	March-00	4	4.46	2.37
NU	NU	EPS	March-00 NORTHEAST UTILS	7	6.43	4.65
OGE	OGE	EPS	March-00 OGE ENERGY CORP	8	4.38	1.6
OTTR	OTTR	EPS	March-00 OTTER TAIL PWR	1	5	
PNM	PNM	EPS	March-00 PUB SVC N MEX	8	4.11	2.42
PNW	AZP	EPS	March-00 PINNACLE WST CAP	11	6.11	1.22
POM	POM	EPS	March-00 POTOMAC ELEC	10	3.41	2.35
PPL	PPL	EPS	March-00 PP&L CORP	8	4.13	2.59
PSD	PSD	EPS	March-00 PUGET SOUND ENGY	7	3.84	0.9
SCG	SCG	EPS	March-00 SCANA CP	9	3.68	0.98
SO	SO	EPS	March-00 SOUTHN CO	19	5.97	1.79
SRE	SDO	EPS	March-00 SEMPR ENERGY	8	5.47	1.98
TXU	TXU	EPS	March-00 TEXAS UTILS CO	17	7.11	3.11
WEC	WPC	EPS	March-00 WISCONSIN ENERGY	12	3.66	1.37
WPS	WFS	EPS	March-00 WPS RESOURCES CP	4	2.9	1.05
AEE	UEP	EPS	June-00 AMEREN CP	9	2.89	1.05
AEP	AEP	EPS	June-00 AMERN ELEC PWR	11	3.91	1.04
D	D	EPS	June-00 DOMINION RES INC	15	6.87	2.75
DTE	DTE	EPS	June-00 DTE ENERGY	13	4.88	1.33
DUK	DUK	EPS	June-00 DUKE ENERGY CORP	21	8.74	1.37
ED	ED	EPS	June-00 CONS EDISON INC	10	3.6	1.05
ETR	MSU	EPS	June-00 ENTERGY CP	13	6.69	2.63
FE	OEC	EPS	June-00 FIRSTENERGY CORP	12	5.5	1.93
HE	HE	EPS	June-00 HAWAIIAN ELEC	7	3.23	1.7
IDA	IDA	EPS	June-00 IDACORP INC.	4	3.75	2.06
LNT	WPL	EPS	June-00 ALLIANT ENER	3	3.17	1.61
MDU	MDU	EPS	June-00 MDU RESOURCES GP	10	8	1.39
NI	NI	EPS	June-00 NISOURCE INC	15	7.6	2.38
NST	BSE	EPS	June-00 NSTAR	7	5.1	2.78
NU	NU	EPS	June-00 NORTHEAST UTILS	6	6.67	5.05
OGE	OGE	EPS	June-00 OGE ENERGY CORP	7	4.71	1.38
OTTR	OTTR	EPS	June-00 OTTER TAIL PWR	1	5	
PNM	PNM	EPS	June-00 PUB SVC N MEX	7	4.14	2.61
PNW	AZP	EPS	June-00 PINNACLE WST CAP	9	6.36	1.5
POM	POM	EPS	June-00 POTOMAC ELEC	8	3.95	2.36
PPL	PPL	EPS	June-00 PP&L CORP	7	4.86	2.61
PSD	PSD	EPS	June-00 PUGET SOUND ENGY	5	3.6	1.14
SCG	SCG	EPS	June-00 SCANA CP	7	4.59	1.88
SO	SO	EPS	June-00 SOUTHN CO	17	6.79	1.81
SRE	SDO	EPS	June-00 SEMPR ENERGY	9	5.98	2.05
TXU	TXU	EPS	June-00 TXU CORP	15	7.59	3.33
WVC	SIG	EPS	June-00 VECTREN CORP	7	6.29	2.06
WEC	WPC	EPS	June-00 WISCONSIN ENERGY	10	3.7	1.49
WPS	WFS	EPS	June-00 WPS RESOURCES CP	3	3.2	1.06
AEE	UEP	EPS	September-00 AMEREN CP	10	3.1	1.2
AEP	AEP	EPS	September-00 AMERN ELEC PWR	12	4.17	1.27
D	D	EPS	September-00 DOMINION RES INC	17	7.71	2.64
DTE	DTE	EPS	September-00 DTE ENERGY	14	5.07	1.21
DUK	DUK	EPS	September-00 DUKE ENERGY CORP	21	8.84	1.71

March-00 10.42857 4.728571 4.818929 1.844074

June-00 9.241379 5.25 5.21931 1.978571

EAS	NGE	EPS	September-00	7	9	9.5	2.36
ED	ED	EPS	September-00 ENERGY EAST CORP	11	4	3.77	1.08
ETR	MSU	EPS	September-00 CONS EDISON INC	12	8	7.58	2.27
FE	OEC	EPS	September-00 ENTERGY CP	14	5	5.43	1.91
HE	HE	EPS	September-00 FIRSTENERGY CORP	7	3	3.14	1.57
IDA	IDA	EPS	September-00 HAWAIIAN ELEC	4	5	5	3.46
LNT	WPL	EPS	September-00 IDACORP INC.	3	2.5	3.17	1.61
MDU	MDU	EPS	September-00 ALLIANT ENER	10	8.25	8.5	1.41
NI	NI	EPS	September-00 MDU RESOURCES GP	15	8	7.6	2.26
NST	BSE	EPS	September-00 NISOURCE INC	7	5.7	5.1	2.78
NU	NU	EPS	September-00 NSTAR	6	5.5	6.67	5.05
OGE	OGE	EPS	September-00 NORTHEAST UTILS	8	4.5	4.63	1.3
OTTR	OTTR	EPS	September-00 OGE ENERGY CORP	1	5	5	
PNM	PNM	EPS	September-00 OTTER TAIL PWR	8	4	4.51	2.61
PNW	AZP	EPS	September-00 PUB SVC N MEX	11	7	6.84	2.08
POM	POM	EPS	September-00 PINNACLE WST CAP	9	3	4.28	2.44
PPL	PPL	EPS	September-00 POTOMAC ELEC	9	7	7.11	2.8
PSD	PSD	EPS	September-00 PP&L CORP	5	4	4	1.58
SCG	SCG	EPS	September-00 PUGET SOUND ENGY	8	5	4.76	1.65
SO	SO	EPS	September-00 SCANA CP	18	6.5	6.81	1.82
SRE	SDO	EPS	September-00 SOUTH CO	9	7	6.64	2.5
TXU	TXU	EPS	September-00 SEMPR ENERGY	16	6.5	7.49	3.24
VVC	SIG	EPS	September-00 TXU CORP	8	6	6.5	2
WEC	WPC	EPS	September-00 VECTREN CORP	11	4	4.09	1.04
WPS	WSP	EPS	September-00 WISCONSIN ENERGY	3	3.6	3.2	1.06
XEL	NSP	EPS	September-00 WPS RESOURCES CP	11	6	6.45	1.75
AEE	UEP	EPS	September-00 XCEL ENERGY INC	10	3	3.5	1.65
AEP	AEP	EPS	December-00 AMEREN CP	11	4	4.09	1.3
D	D	EPS	December-00 AMERN ELEC PWR	14	9	8.21	2.52
DTE	DTE	EPS	December-00 DOMINION RES INC	12	5	5.08	1.24
DUK	DUK	EPS	December-00 DTE ENERGY	19	9	9.11	2.06
EAS	NGE	EPS	December-00 DUKE ENERGY CORP	7	9	9.5	2.36
ED	ED	EPS	December-00 ENERGY EAST CORP	9	4	3.83	0.94
ETR	MSU	EPS	December-00 CONS EDISON INC	10	8	7.6	2.5
FE	OEC	EPS	December-00 ENTERGY CP	12	5	5.63	2.06
HE	HE	EPS	December-00 FIRSTENERGY CORP	6	2.5	2.83	1.47
IDA	IDA	EPS	December-00 HAWAIIAN ELEC	5	4	4.8	3.03
LNT	WPL	EPS	December-00 IDACORP INC.	2	3.5	3.5	2.12
MDU	MDU	EPS	December-00 ALLIANT ENER	10	9.25	8.4	2.16
NI	NI	EPS	December-00 MDU RESOURCES GP	7	10	9.6	2.74
NST	BSE	EPS	December-00 NISOURCE INC	5	5.7	5.34	2.29
NU	NU	EPS	December-00 NSTAR	5	6	7.6	5.03
OGE	OGE	EPS	December-00 NORTHEAST UTILS	6	5.5	5	1.26
OTTR	OTTR	EPS	December-00 OGE ENERGY CORP	1	5	5	
PGN	CPL	EPS	December-00 OTTER TAIL PWR	13	6	5.77	1.09
PNM	PNM	EPS	December-00 PROGRESS ENERGY	7	5	5.16	3.32
PNW	AZP	EPS	December-00 PUB SVC N MEX	9	7	6.8	2.27
POM	POM	EPS	December-00 PINNACLE WST CAP	7	5	4.79	2.55
PPL	PPL	EPS	December-00 POTOMAC ELEC	8	7.5	7.25	3.15
			September-00 PP&L CORP				
			September-00			9.83871	5.55
			September-00			5.69871	2.055333

FE	OEC	EPS	June-01	7.78125	6.598438	6.564375	2.397586
HE	HE	EPS	June-01	5	5.81	1.31	
IDA	IDA	EPS	June-01	2	2.5	1.73	
LNT	WPL	EPS	June-01	8	6.4	4.34	
MDU	MDU	EPS	June-01	3.5	3.5	2.12	
NI	NI	EPS	June-01	10	10.65	2.69	
NST	BSE	EPS	June-01	10	9.44	3.47	
NU	NU	EPS	June-01	7	6.8	2.28	
OGE	OGE	EPS	June-01	4	6	6.38	
OTTR	OTTR	EPS	June-01	3	3		
PGN	CPL	EPS	June-01	5	5		
PNM	PNM	EPS	June-01	7.15	6.68	1.39	
PNW	AZP	EPS	June-01	5	4.74	2.91	
POM	POM	EPS	June-01	7	7	2.71	
PPL	PPL	EPS	June-01	6	5.5	2.35	
PSD	PSD	EPS	June-01	13.5	13.25	1.81	
SCG	SCG	EPS	June-01	2	5.5	0.71	
SO	SO	EPS	June-01	4	4.3	1.2	
SRE	SDO	EPS	June-01	6	7.25	4.92	
TXU	TXU	EPS	June-01	9	7.94	2.21	
VVC	SIG	EPS	June-01	8	8.23	1.68	
WEC	WPC	EPS	June-01	8	7.75	1.91	
WPS	WPS	EPS	June-01	4	5.17	2.49	
XEL	NSP	EPS	June-01	2	2		
AEE	UEP	EPS	June-01	7	6.64	1.69	
AEP	AEP	EPS	June-01	5	5	1.53	
D	D	EPS	September-01	6	6.15	1.34	
DTE	DTE	EPS	September-01	10	10.19	1.65	
DUK	DUK	EPS	September-01	8	7.02	1.56	
EAS	NGE	EPS	September-01	12	12.29	2.63	
ED	ED	EPS	September-01	8	7.72	2.51	
EDE	EDE	EPS	September-01	4.3	4.26	1.2	
ETR	MSU	EPS	September-01	6	6		
FE	OEC	EPS	September-01	10	9.42	3.09	
HE	HE	EPS	September-01	5.4	6.08	1.43	
IDA	IDA	EPS	September-01	2	3	1.73	
LNT	WPL	EPS	September-01	8	7.5	4.12	
MDU	MDU	EPS	September-01	2	2		
NI	NI	EPS	September-01	10	11.16	2.54	
NST	BSE	EPS	September-01	10	9.09	3.05	
NU	NU	EPS	September-01	7	6.67	2.07	
OGE	OGE	EPS	September-01	4.5	6.25	6.18	
OTTR	OTTR	EPS	September-01	5	4.33	1.15	
PGN	CPL	EPS	September-01	6	6	1.41	
PNM	PNM	EPS	September-01	7	6.79	1.3	
PNW	AZP	EPS	September-01	5.5	4.95	2.66	
POM	POM	EPS	September-01	11	7.91	2.47	
PPL	PPL	EPS	September-01	8	4.69	2.55	
PSD	PSD	EPS	September-01	9	13.5	13.17	1.97
			September-01	2	5.5	0.71	

SCG	SCG	EPS	September-01	4	4.63	1.6
SO	SO	EPS	September-01	4	6.64	4.7
SRE	SDO	EPS	September-01	18	8.78	2.28
TXU	TXU	EPS	September-01	10	8.31	1.47
TXU	TXU	EPS	September-01	8	7.71	2.06
VVC	SIG	EPS	September-01	8	5.49	2.51
WEC	WPC	EPS	September-01	4	2	
WPS	WPS	EPS	September-01	9	6.56	1.81
XEL	NSP	EPS	September-01	2	4.83	1.72
AEE	UEP	EPS	September-01	7	6.33	0.98
AEP	AEP	EPS	September-01	10	10.27	1.68
D	D	EPS	September-01	7	7	0.87
DTE	DTE	EPS	September-01	7	12.62	2.16
DUK	DUK	EPS	September-01	13	7.19	2.75
EAS	NGE	EPS	September-01	8	4.26	1.2
ED	ED	EPS	September-01	4.3		
EDE	EDE	EPS	September-01	6	6	
ETR	MSU	EPS	September-01	1	9.33	3.06
FE	OEC	EPS	September-01	10	6.58	1.15
GXP	KLT	EPS	September-01	7	4.67	0.58
HE	HE	EPS	September-01	5	4	1.58
IDA	IDA	EPS	September-01	4.25	4	1.58
LNT	WPL	EPS	September-01	8	7.5	4.12
MDU	MDU	EPS	September-01	4	4	2.83
NI	NI	EPS	September-01	2	10.5	1.07
NST	BSE	EPS	September-01	8	7.1	2.51
NU	NU	EPS	September-01	7	6.67	2.07
OGE	OGE	EPS	September-01	6	6	5.39
OTTR	OTTR	EPS	September-01	5	4	1
PGN	CPL	EPS	September-01	4	6	1.41
PNM	PNM	EPS	September-01	6	7.05	0.83
PNW	AZP	EPS	September-01	7	5.45	3.26
POM	POM	EPS	September-01	6	8	2
PPL	PPL	EPS	September-01	8	4.69	2.55
PSD	PSD	EPS	September-01	8	9.44	3.47
SCG	SCG	EPS	September-01	2	5.5	0.71
SO	SO	EPS	September-01	5.5	5.13	1.65
SRE	SDO	EPS	September-01	4	6.32	4.86
TXU	TXU	EPS	September-01	17	8.67	2.24
VVC	SIG	EPS	September-01	9	8.54	1.52
WEC	WPC	EPS	September-01	14	8	1.67
WPS	WPS	EPS	September-01	6	5.49	2.13
XEL	NSP	EPS	September-01	9	4	2.83
AEE	UEP	EPS	September-01	2	8.05	1.27
AEP	AEP	EPS	September-01	11	4.57	1.72
D	D	EPS	September-01	7	6.33	0.98
DTE	DTE	EPS	September-01	5	9.88	1.56
DUK	DUK	EPS	September-01	10	7	0.82
EAS	NGE	EPS	September-01	18	12	2.26
ED	ED	EPS	September-01	7	6.76	2.71
			September-01	9	3.96	0.99
			September-01	8		
			September-01	1		
			September-01	9		
			September-01	1		
			September-01	9		
			September-01	9		
			September-01	7		
			September-01	6		
			September-01	12		
			September-01	15		
			September-01	15		
			September-01	9		
			September-01	17		
			September-01	7		
			September-01	8		
			September-01	8		
			September-01	1		
			September-01	1		
			September-01	6		
			September-01	6		
			September-01	12		
			September-01	12		
			September-01	3		
			September-01	4		
			September-01	4		
			September-01	4		
			September-01	2		
			September-01	8		
			September-01	10		
			September-01	10		
			September-01	6		
			September-01	6		
			September-01	8		
			September-01	8		
			September-01	8		
			September-01	8		
			September-01	9		
			September-01	2		
			September-01	4		
			September-01	4		
			September-01	17		
			September-01	9		
			September-01	14		
			September-01	6		
			September-01	9		
			September-01	2		
			September-01	11		
			September-01	7		
			September-01	12		
			September-01	16		
			September-01	10		
			September-01	18		
			September-01	7		
			September-01	9		

September-01 8.242424 6.81875 6.820625 2.267241

December-01 7.705882 6.766176 6.740588 2.094545

Code	Company Name	Month	Day	Value	Value	Value
EDE	March-02 EMPIRE DIST ELEC	2	6.5	6.5	4.95	
ETR	March-02 ENTERGY CP	13	10	8.54	3.36	
FE	March-02 FIRSTENERGY CORP	11	7	6.72	0.89	
GXP	March-02 GREAT PLAINS	3	5	4.67	0.58	
HE	March-02 HAWAIIAN ELEC	4	3.75	3.63	1.25	
IDA	March-02 IDACORP INC.	5	8	7.2	3.03	
LNT	March-02 ALLIANT ENER	5	6	5.1	1.95	
MDU	March-02 MDU RESOURCES GP	8	10	10.5	1.07	
NI	March-02 NISOURCE INC	11	7	7.18	2.44	
NST	March-02 NSTAR	6	6.5	6.33	2.16	
NU	March-02 NORTHEAST UTILS	5	5	6	5.39	
OGE	March-02 OGE ENERGY CORP	3	4	4	1	
OTTR	March-02 OTTER TAIL CORP.	2	6	6	1.41	
PGN	March-02 PROGRESS ENERGY	12	7	6.79	1.08	
PNM	March-02 PNM RESOURCES	4	6	6.17	3.1	
PNW	March-02 PINNACLE WST CAP	10	7.5	7.7	1.95	
POM	March-02 POTOMAC ELEC	8	5.5	5.06	2.11	
PPL	March-02 PP&L CORP	10	5.5	7.05	3.24	
PSD	March-02 PUGET ENERGY INC	3	5	5.33	0.58	
SCG	March-02 SCANA CP	3	6	5.67	1.53	
SO	March-02 SOUTHN CO	18	5	6.39	4.74	
SRE	March-02 SEMPR ENERGY	9	9	8.33	2.18	
TXU	March-02 TXU CORP	17	9	8.74	1.46	
VVC	March-02 VECTREN CORP	7	7	7.71	1.7	
WEC	March-02 WISCONSIN ENERGY	7	4	4.71	1.7	
WPS	March-02 WPS RESOURCES CP	2	4	4	2.83	
XEL	March-02 XCEL ENERGY INC	14	7.5	7.39	1.36	
AEE	June-02 AMEREN CP	8	5	4.38	1.3	
AEP	June-02 AMERN ELEC PWR	11	7	6.47	1.27	
D	June-02 DOMINION RES INC	15	10	9.83	1.66	
DTE	June-02 DTE ENERGY	10	7	7	0.94	
DUK	June-02 DUKE ENERGY CORP	16	12.25	11.69	2.56	
EAS	June-02 ENERGY EAST CORP	7	6	6.76	2.71	
ED	June-02 CONS EDISON INC	9	4	3.84	1.15	
EDE	June-02 EMPIRE DIST ELEC	3	4	5.67	3.79	
ETR	June-02 ENTERGY CP	11	9	9.09	3.39	
FE	June-02 FIRSTENERGY CORP	10	7	6.54	0.91	
GXP	June-02 GREAT PLAINS	3	5	4.67	0.58	
HE	June-02 HAWAIIAN ELEC	4	3.25	3.63	1.7	
IDA	June-02 IDACORP INC.	4	8	8	0	
LNT	June-02 ALLIANT ENER	5	6	5.9	0.89	
MDU	June-02 MDU RESOURCES GP	9	10	10.11	1.27	
NI	June-02 NISOURCE INC	11	7	7.45	2.21	
NST	June-02 NSTAR	5	7	6.4	2.41	
NU	June-02 NORTHEAST UTILS	5	3	5.6	5.55	
OGE	June-02 OGE ENERGY CORP	4	3.5	3.75	0.96	
OTTR	June-02 OTTER TAIL CORP.	1	6	6	6	
PGN	June-02 PROGRESS ENERGY	12	7	6.79	1.08	
PNM	June-02 PNM RESOURCES	4	6	6.17	3.1	

March-02 8.264706 6.580882 6.585588 2.061176

PNW	AZP	EPS	June-02	7	1.94
POM	POM	EPS	June-02 PINNACLE WST CAP	7	1.94
PPL	PPL	EPS	June-02 POTOMAC ELEC	5	2.12
PSD	PSD	EPS	June-02 PP&L CORP	6	6.65
SCG	SCG	EPS	June-02 PUGET ENERGY INC	6	5.83
SO	SO	EPS	June-02 SCANA CP	5	1
SRE	SDO	EPS	June-02 SOUTHN CO	5	5.38
TXU	TXU	EPS	June-02 SEMPRA ENERGY	8	2.24
VVC	SIG	EPS	June-02 TXU CORP	9	8.54
WEC	WPC	EPS	June-02 VECTREN CORP	6	9
WPS	WPS	EPS	June-02 WISCONSIN ENERGY	7	6.14
XEL	NSP	EPS	June-02 WPS RESOURCES CP	6	6.33
AEE	UEP	EPS	June-02 XCEL ENERGY INC	7	7.23
AEP	AEP	EPS	September-02 AMEREN CP	5	4.38
D	D	EPS	September-02 AMERN ELEC PWR	6	5.93
DTE	DTE	EPS	September-02 DOMINION RES INC	10	9.22
DUK	DUK	EPS	September-02 DTE ENERGY	7	6.88
EAS	NGE	EPS	September-02 DUKE ENERGY CORP	10	10.59
ED	ED	EPS	September-02 ENERGY EAST CORP	6	6.76
EDE	EDE	EPS	September-02 CONS EDISON INC	4	3.9
ETR	MSU	EPS	September-02 EMPIRE DIST ELEC	4	5.67
FE	OEC	EPS	September-02 FIRSTENERGY CP	4	8.33
GXP	KLT	EPS	September-02 GREAT PLAINS	7	6.71
HE	HE	EPS	September-02 HAWAIIAN ELEC	5	4.67
IDA	IDA	EPS	September-02 HAWAIIAN ELEC	4	3.63
LNT	WPL	EPS	September-02 IDACORP INC.	8	0
MDU	MDU	EPS	September-02 ALLIANT ENER	6	5.9
NI	NI	EPS	September-02 MDU RESOURCES GP	10	9.89
NST	BSE	EPS	September-02 NISOURCE INC	7	7.18
NU	NU	EPS	September-02 NSTAR	7	6.4
OGE	OGE	EPS	September-02 NORTHEAST UTILS	5	2.41
OTTR	OTTR	EPS	September-02 OGE ENERGY CORP	5	6.17
PGN	CPL	EPS	September-02 OTTER TAIL CORP.	4	4.25
PNM	PNM	EPS	September-02 PROGRESS ENERGY	6	7.04
PNW	AZP	EPS	September-02 PNM RESOURCES	7	2.05
POM	POM	EPS	September-02 PINNACLE WST CAP	5	5.67
PPL	PPL	EPS	September-02 PEPCO HOLDINGS	6	6.56
PSD	PSD	EPS	September-02 PP&L CORP	8	1.59
SCG	SCG	EPS	September-02 PUGET ENERGY INC	5,25	2.19
SO	SO	EPS	September-02 PP&L CORP	6	6.65
SRE	SDO	EPS	September-02 PUGET ENERGY INC	6	5.83
TXU	TXU	EPS	September-02 SCANA CP	5	1
VVC	SIG	EPS	September-02 SOUTHN CO	5	5.57
WEC	WPC	EPS	September-02 SEMPRA ENERGY	10	7.9
WPS	WPS	EPS	September-02 TXU CORP	8	8.19
XEL	NSP	EPS	September-02 VECTREN CORP	7	7.17
AEE	UEP	EPS	September-02 WISCONSIN ENERGY	6	1.72
AEP	AEP	EPS	September-02 WPS RESOURCES CP	5	6.57
D	D	EPS	September-02 XCEL ENERGY INC	7	4.35
		EPS	December-02 AMEREN CP	6	6.33
		EPS	December-02 AMEREN CP	7	6.82
		EPS	December-02 AMERN ELEC PWR	8	3.63
		EPS	December-02 DOMINION RES INC	3	1.51
		EPS	September-02	4	5.11
		EPS		7	7.76
		EPS			2.55

June-02 8.088235 6.558824 6.642353 1.831515

September-02 8.029412 6.338235 6.487353 1.899091

DTE	DTE	EPS	9	7	6.78	1.09
DUK	DTE	EPS	9	7	6.78	1.09
DUK	DUK	EPS	17	8	8	4.27
EAS	NGE	EPS	7	6	6.61	2.72
ED	ED	EPS	9	4	3.68	1.16
EDE	EDE	EPS	3	4	5.67	3.79
ETR	MSU	EPS	13	8	8.23	3.3
FE	OEC	EPS	10	7	6.59	0.95
GXP	KLT	EPS	3	5	4.67	0.58
HE	HE	EPS	4	2.25	3.13	1.93
IDA	IDA	EPS	3	8	8	0
LNT	WPL	EPS	5	4.5	4.5	1.5
MDU	MDU	EPS	9	10	9.44	1.88
NI	NI	EPS	10	5	6	2.21
NST	BSE	EPS	4	6.5	6.25	0.96
NU	NU	EPS	6	4	5.67	4.8
OGE	OGE	EPS	4	4.5	4.25	0.96
OTTR	OTTR	EPS	1	6	6	6
PGN	CPL	EPS	13	7	6.54	2.5
PNM	PNM	EPS	4	5	5.67	3.08
PNW	AZP	EPS	9	6	5.89	1.96
POM	POM	EPS	8	5.25	4.69	2.33
PPL	PPL	EPS	10	6	6.55	2.09
PSD	PSD	EPS	5	6	5.8	1.48
SCG	SCG	EPS	3	5	5	1
SO	SO	EPS	14	5	5.43	1.27
SRE	SDO	EPS	9	8	7.44	2.19
TXU	TXU	EPS	15	7.5	6.92	2.47
VVC	SIG	EPS	6	7.5	7.5	2.26
WEC	WPC	EPS	7	6	7	4.16
WPS	WPS	EPS	3	6	6	1
XEL	NSP	EPS	13	7	6.15	2.91
AEE	UEP	EPS	8	3	3.5	1.41
AEP	AEP	EPS	11	4	4.02	1.12
D	D	EPS	16	6	6.89	3.05
DTE	DTE	EPS	9	6	6.22	1.56
DUK	DUK	EPS	15	5	6.07	3.06
EAS	NGE	EPS	9	4	5.48	2.86
ED	ED	EPS	10	3.5	3.46	1.02
EDE	EDE	EPS	3	3	5.33	4.04
ETR	MSU	EPS	12	7	7.5	3.85
FE	OEC	EPS	10	6	5.79	1.21
GXP	KLT	EPS	4	4.5	4.25	0.96
HE	HE	EPS	4	2.25	2.88	1.44
IDA	IDA	EPS	3	8	7.33	1.15
LNT	WPL	EPS	3	4.5	4.5	1.5
MDU	MDU	EPS	7	8	8.29	1.25
NI	NI	EPS	11	5	5.51	2.08
NST	BSE	EPS	5	6	5.6	1.67
NU	NU	EPS	8	4	4.99	4.35
December-02	DTE ENERGY					
December-02	DUKE ENERGY CORP					
December-02	ENERGY EAST CORP					
December-02	CONS EDISON INC					
December-02	EMPIRE DIST ELEC					
December-02	ENTERGY CP					
December-02	FIRSTENERGY CORP					
December-02	GREAT PLAINS					
December-02	HAWAIIAN ELEC					
December-02	IDACORP INC.					
December-02	ALLIANT ENER					
December-02	MDU RESOURCES GP					
December-02	NISOURCE INC					
December-02	NSTAR					
December-02	NORTHEAST UTILS					
December-02	PNM RESOURCES					
December-02	PINNACLE WST CAP					
December-02	PEPCO HOLDINGS					
December-02	PP&L CORP					
December-02	PUGET ENERGY INC					
December-02	SCANA CP					
December-02	SOUTH CO					
December-02	SEMPRA ENERGY					
December-02	TXU CORP					
December-02	VECTREN CORP					
December-02	WISCONSIN ENERGY					
December-02	WSPS RESOURCES CP					
December-02	XCEL ENERGY INC					
March-03	AMEREN CP					
March-03	AMERN ELEC PWR					
March-03	DOMINION RES INC					
March-03	DTE ENERGY					
March-03	DUKE ENERGY CORP					
March-03	ENERGY EAST CORP					
March-03	CONS EDISON INC					
March-03	EMPIRE DIST ELEC					
March-03	ENTERGY CP					
March-03	FIRSTENERGY CORP					
March-03	GREAT PLAINS					
March-03	HAWAIIAN ELEC					
March-03	IDACORP INC.					
March-03	ALLIANT ENER					
March-03	MDU RESOURCES GP					
March-03	NISOURCE INC					
March-03	NSTAR					
March-03	NORTHEAST UTILS					

December-02 8 5.911765 6.075 2.084242

Code	Company Name	Month	Value	Value	Value	Value
OGE	March-03 OGE ENERGY CORP	4	3.5	3.75	0.96	
OTTR	March-03 OTTER TAIL CORP.	1	6	6		
PGN	March-03 PROGRESS ENERGY	13	5	5.54	1.84	
PNM	March-03 PNM RESOURCES	4	5	4.42	1.15	
PNW	March-03 PINNACLE WST CAP	10	6	5.8	1.87	
POM	March-03 PEPCO HOLDINGS	8	5.25	4.69	2.33	
PPL	March-03 PP&L CORP	10	5.4	6.13	1.64	
PSD	March-03 PUGET ENERGY INC	5	6	5.8	1.48	
SCG	March-03 SCANA CP	3	5	5	1	
SO	March-03 SOUTHN CO	16	5	5.33	1.35	
SRE	March-03 SEMPRA ENERGY	11	7	6.75	1.89	
TXU	March-03 TXU CORP	16	6	6.27	2.51	
VVC	March-03 VECTREN CORP	6	7.5	7.63	2.1	
WEC	March-03 WISCONSIN ENERGY	8	6.5	7.25	3.77	
WPS	March-03 WPS RESOURCES CP	3	6	6	1	
XEL	March-03 XCEL ENERGY INC	13	6	5.62	3.2	
AEE	June-03 AMEREN CP	7	3	3.43	1.51	
AEP	June-03 AMERN ELEC PWR	11	4	4.02	1.12	
D	June-03 DOMINION RES INC	15	6	6.86	2.83	
DTE	June-03 DTE ENERGY	7	6	5.86	1.77	
DUK	June-03 DUKE ENERGY CORP	17	5	4.88	4.31	
EAS	June-03 ENERGY EAST CORP	9	4	5.48	2.86	
ED	June-03 CONS EDISON INC	10	3	3.16	0.84	
EDE	June-03 EMPIRE DIST ELEC	3	3	5.33	4.04	
ETR	June-03 ENTERGY CP	11	6	6.36	2.11	
FE	June-03 FIRSTENERGY CORP	9	4	4.71	0.9	
GXP	June-03 GREAT PLAINS	4	4.5	4.25	0.96	
HE	June-03 HAWAIIAN ELEC	4	2.25	2.8	1.5	
IDA	June-03 IDACORP INC.	2	7	7	1.41	
LNT	June-03 ALLIANT ENER	3	5	6.17	2.47	
MDU	June-03 MDU RESOURCES GP	7	8	7.43	2.7	
NI	June-03 NISOURCE INC	12	4.3	4.75	1.94	
NST	June-03 NSTAR	5	5	4.8	1.79	
NU	June-03 NORTHEAST UTILS	8	3.5	4.74	4.54	
OGE	June-03 OGE ENERGY CORP	4	3.5	3.75	0.96	
OTTR	June-03 OTTER TAIL CORP.	3	5	5.33	0.58	
PGN	June-03 PROGRESS ENERGY	12	4.5	5.04	1.86	
PNM	June-03 PNM RESOURCES	4	5	4.42	1.15	
PNW	June-03 PINNACLE WST CAP	9	5	5.34	2.18	
POM	June-03 PEPCO HOLDINGS	7	4	4.64	2.36	
PPL	June-03 PP&L CORP	8	5.9	5.97	1.77	
PSD	June-03 PUGET ENERGY INC	4	6	6	1.63	
SCG	June-03 SCANA CP	4	5	5	0.82	
SO	June-03 SOUTHN CO	16	5	5.13	1.15	
SRE	June-03 SEMPRA ENERGY	10	7	6.53	2.27	
TXU	June-03 TXU CORP	14	5	5.38	2.51	
VVC	June-03 VECTREN CORP	6	6	6	2.9	
WEC	June-03 WISCONSIN ENERGY	8	6.5	7.25	3.33	
WPS	June-03 WPS RESOURCES CP	3	4	4.67	2.08	

March-03 8.205682 5.320588 5.576176 1.99

XEL	NSP	EPS	June-03	7.852941	4.880882	5.22	2.061176
AEE	UEP	EPS	September-03	AMEREN CP	3	1.41	2.93
AEP	AEP	EPS	September-03	AMERN ELEC PWR	4	3.31	2.22
D	D	EPS	September-03	DOMINION RES INC	5.3	5.74	1.29
DTE	DTE	EPS	September-03	DTE ENERGY	8	5.15	2.61
DUK	DUK	EPS	September-03	DUKE ENERGY CORP	5	4.12	3.99
EAS	NGE	EPS	September-03	ENERGY EAST CORP	4	5.37	2.95
ED	ED	EPS	September-03	CONS EDISON INC	3	2.96	0.92
EDE	EDE	EPS	September-03	EMPIRE DIST ELEC	3	5.33	4.04
ETR	MSU	EPS	September-03	ENTERGY CP	11	6	1.95
FE	OEC	EPS	September-03	FIRSTENERGY CORP	4	4.38	0.91
HE	KLT	EPS	September-03	GREAT PLAINS	6	4.17	0.98
HE	HE	EPS	September-03	HAWAIIAN ELEC	4	2.25	1.5
IDA	IDA	EPS	September-03	IDACORP INC.	7	7	1.41
LNT	WPL	EPS	September-03	ALLIANT ENER	4	3.02	3.62
MDU	MDU	EPS	September-03	MDU RESOURCES GP	6	6.82	3.1
NI	NI	EPS	September-03	NISOURCE INC	5	5.29	2.42
NST	BSE	EPS	September-03	NSTAR	5	5.6	1.67
NU	NU	EPS	September-03	NORTHEAST UTILS	9	4.77	4.24
NU	NU	EPS	September-03	OG E ENERGY CORP	3	3.33	0.58
OTTR	OTTR	EPS	September-03	OTTER TAIL CORP.	5	4.67	1.53
PGN	CPL	EPS	September-03	PROGRESS ENERGY	12	4.71	1.51
PNM	PNM	EPS	September-03	PNM RESOURCES	3	4.23	1.33
PNW	AZP	EPS	September-03	PINNACLE WST CAP	9	4.44	1.59
POM	POM	EPS	September-03	PEPCO HOLDINGS	6	3.67	1.37
PPL	PPL	EPS	September-03	PP&L CORP	8	5.35	0.72
PSD	PSD	EPS	September-03	PUGET ENERGY INC	4	6	1.63
SCG	SCG	EPS	September-03	SCANA CP *	5	4.4	1.52
SO	SO	EPS	September-03	SOUTH CO	17	4.75	1.61
SRE	SDO	EPS	September-03	SEMPRA ENERGY	10	6.65	2.58
TXU	TXU	EPS	September-03	TXU CORP	15	4.63	2.75
VVC	SIG	EPS	September-03	VECTREN CORP	5	6.4	3.05
WEC	WPC	EPS	September-03	WISCONSIN ENERGY	8	6.19	1.41
WPS	WPS	EPS	September-03	WPS RESOURCES CP	4	3.67	0.58
XEL	NSP	EPS	September-03	XCEL ENERGY INC	3	3.75	1.82
AEE	UEP	EPS	December-03	AMEREN CP	8	2.88	1.73
AEP	AEP	EPS	December-03	AMERN ELEC PWR	4	3.99	1.27
D	D	EPS	December-03	DOMINION RES INC	4	5.35	1.15
DTE	DTE	EPS	December-03	DTE ENERGY	5	4.78	2.34
DUK	DUK	EPS	December-03	DUKE ENERGY CORP	5	3.73	4.01
EAS	NGE	EPS	December-03	ENERGY EAST CORP	7	4.43	2.15
ED	ED	EPS	December-03	CONS EDISON INC	4	3.18	1.17
EDE	EDE	EPS	December-03	EMPIRE DIST ELEC	3	3	3
ETR	MSU	EPS	December-03	ENTERGY CP	1	3	3
FE	OEC	EPS	December-03	FIRSTENERGY CORP	11	6	1.83
FE	OEC	EPS	December-03	FIRSTENERGY CORP	9	4.44	1.01
GXP	KLT	EPS	December-03	GREAT PLAINS	4	4	1
HE	HE	EPS	December-03	HAWAIIAN ELEC	5	2.75	1.65
IDA	IDA	EPS	December-03	IDACORP INC.	4	2.88	1.65
LNT	WPL	EPS	December-03	ALLIANT ENER	1	5	5
LNT	WPL	EPS	December-03	ALLIANT ENER	3	3.67	1.15

September-03 7.970588 4.844118 4.755 1.965

MDU	MDU	EPS	December-03	MDU	December-03	December-03	December-03	December-03	December-03
NI	NI	EPS	5	December-03 MDU RESOURCES GP	8	8.2	1.1		
NST	BSE	EPS	9	December-03 NISOURCE INC	4	3.89	1.27		
NU	NU	EPS	4	December-03 NSTAR	4.5	4.5	1.29		
OGE	OGE	EPS	5	December-03 NORTHEAST UTILS	4	3.6	2.07		
OTTR	OTTR	EPS	3	December-03 OGE ENERGY CORP	3	3.33	0.58		
PGN	CPL	EPS	3	December-03 OTTER TAIL CORP.	5	4.67	0.58		
PNM	PNM	EPS	12	December-03 PROGRESS ENERGY	4	3.96	1.42		
PNW	AZP	EPS	1	December-03 PNM RESOURCES	5	5			
POM	POM	EPS	7	December-03 PINNACLE WST CAP	5	2.86	4.14		
PPL	PPL	EPS	6	December-03 PEPCO HOLDINGS	3	3.17	0.75		
PSD	PSD	EPS	7	December-03 PP&L CORP	5	4.57	0.98		
SCG	SCG	EPS	4	December-03 PUGET ENERGY INC	4.5	5.25	1.89		
SO	SO	EPS	7	December-03 SCANA CP	4	4.14	1.07		
SRE	SDO	EPS	16	December-03 SOUTHN CO	5	4.44	1.8		
TXU	TXU	EPS	9	December-03 SEMPRA ENERGY	6.5	5.5	3.18		
VVC	SIG	EPS	13	December-03 TXU CORP	5	4.37	2.61		
WEC	WFC	EPS	4	December-03 VECTREN CORP	7.5	6.83	1.96		
WPS	WPS	EPS	8	December-03 WISCONSIN ENERGY	7	6.5	1.31		
XEL	NSP	EPS	3	December-03 WPS RESOURCES CP	4	4	0		
AEE	UEP	EPS	3	December-03 XCEL ENERGY INC	4	3.73	1.68		
AEP	AEP	EPS	11	March-04 AMEREN CP	3	3.98	1.3	December-03 7.264706 4.536765 4.401765 1.617419	
D	D	EPS	8	March-04 AMERN ELEC PWR	3	3.95	1.46		
DTE	DTE	EPS	11	March-04 DOMINION RES INC	3	5.52	1.03		
DUK	DUK	EPS	13	March-04 DTE ENERGY	5	4.2	1.92		
EAS	NGE	EPS	5	March-04 DUKE ENERGY CORP	5	4.67	2.25		
ED	ED	EPS	13	March-04 ENERGY EAST CORP	4.2	4	2.31		
EDE	EDE	EPS	6	March-04 CONS EDISON INC	4	3.25	1.39		
ETR	MSU	EPS	8	March-04 EMPIRE DIST ELEC	3	2	1.41		
FE	OEC	EPS	2	March-04 ENTERGY CP	6	5.18	2.13		
GXP	KLT	EPS	13	March-04 FIRSTENERGY CORP	4	4.13	0.99		
HE	HE	EPS	8	March-04 GREAT PLAINS	3	3.33	0.52		
IDA	IDA	EPS	6	March-04 HAWAIIAN ELEC	2.75	2.88	1.65		
LNT	WPL	EPS	4	March-04 IDACORP INC.	5	5	0		
MDU	MDU	EPS	2	March-04 ALLIANT EMER	4	4	1		
NI	NI	EPS	3	March-04 MDU RESOURCES GP	8	8	1.1		
NST	BSE	EPS	6	March-04 NISOURCE INC	4	3.71	1.25		
NU	NU	EPS	7	March-04 NSTAR	4	4.33	1.15		
OGE	OGE	EPS	3	March-04 NORTHEAST UTILS	5	4.4	1.14		
OTTR	OTTR	EPS	5	March-04 OGE ENERGY CORP	4	3.33	0.58		
PGN	CPL	EPS	3	March-04 OTTER TAIL CORP.	3	5	0		
PNM	PNM	EPS	3	March-04 PROGRESS ENERGY	5	3.77	1.54		
PNW	AZP	EPS	11	March-04 PNM RESOURCES	3.5	5			
POM	POM	EPS	1	March-04 PINNACLE WST CAP	5	3.83	1.72		
PPL	PPL	EPS	6	March-04 PEPCO HOLDINGS	4	3.4	1.14		
PSD	PSD	EPS	5	March-04 PP&L CORP	3	4.71	0.76		
SCG	SCG	EPS	7	March-04 PUGET ENERGY INC	5	5.4	1.52		
SO	SO	EPS	5	March-04 SCANA CP	5	4.14	1.07		
SRE	SDO	EPS	7	March-04 SOUTHN CO	4	3.94	2.03		
		EPS	14	March-04 SEMPRA ENERGY	4.5	6.8	2.39		

GXP	KLT	September-04 GREAT PLAINS	6	3	3.33	0.52
HE	HE	September-04 HAWAIIAN ELEC	7	2.5	2.86	1.31
LNT	WPL	September-04 ALLIANT ENER	4	4.5	4.25	0.96
MDU	MDU	September-04 MDU RESOURCES GP	4	9	9.93	2.69
NI	NI	September-04 NISOURCE INC	9	4	4.44	2.07
NST	BSE	September-04 NSTAR	3	5	4.33	1.15
NU	NU	September-04 NORTHEAST UTILS	4	4.5	4.5	1.29
OGE	OGE	September-04 OGE ENERGY CORP	3	4	3.67	0.58
OTTR	OTTR	September-04 OTTER TAIL CORP.	3	5	3.67	2.31
PGN	CPL	September-04 PROGRESS ENERGY	9	4	3.28	3.35
PNM	PNM	September-04 PNM RESOURCES	1	5	5	
PNW	AZP	September-04 PINNACLE WST CAP	5	4	4	1.58
POM	POM	September-04 PEPCO HOLDINGS	6	3.5	3.83	1.47
PPL	PPL	September-04 PP&L CORP	9	5	5.12	0.6
PSD	PSD	September-04 PUGET ENERGY INC	3	7	6.33	2.08
SCG	SCG	September-04 SCANA CP	6	4.5	4.5	0.55
SO	SO	September-04 SOUTHN CO	11	5	4.77	0.61
SRE	SDO	September-04 SEMPR ENERGY	6	7.5	6.92	1.74
TXU	TXU	September-04 TXU CORP	6	7.5	11.5	9.89
WVC	SIG	September-04 VECTREN CORP	3	7	6.67	1.53
WEC	WPC	September-04 WISCONSIN ENERGY	4	6	6.25	1.5
WPS	WPS	September-04 WPS RESOURCES CP	3	5	6.03	2.7
XEL	NSP	September-04 XCEL ENERGY INC	6	3.5	4	1.55
AEE	UEP	December-04 AMERN CP	6	3	3.5	1.38
AEP	AEP	December-04 AMERN ELEC PWR	9	3	3.34	0.88
D	D	December-04 DOMINION RES INC	8	6	5.96	0.88
DTE	DTE	December-04 DTE ENERGY	4	5	4.5	1.73
DUK	DUK	December-04 DUKE ENERGY CORP	14	4	4.08	2.14
EAS	NGE	December-04 ENERGY EAST CORP	6	4	4.5	2.43
ED	ED	December-04 CONSOLIDATED EDI	9	2	2.82	1.59
EDE	EDE	December-04 EMPIRE DIST ELEC	2	2.5	2.5	0.71
ETR	MSU	December-04 ENTERGY CP	9	5	5.41	1.55
FE	OEC	December-04 FIRSTENERGY CORP	7	5	4.57	0.98
GXP	KLT	December-04 GREAT PLAINS	4	3	3.25	0.5
HE	HE	December-04 HAWAIIAN ELEC	7	2.5	2.5	1.38
LNT	WPL	December-04 ALLIANT ENER	4	5	5.95	4.15
MDU	MDU	December-04 MDU RESOURCES GP	5	8	7.8	0.45
NI	NI	December-04 NISOURCE INC	8	4	3.8	1.19
NST	BSE	December-04 NSTAR	3	5	4.33	1.15
NU	NU	December-04 NORTHEAST UTILS	4	4.5	4.25	0.96
OGE	OGE	December-04 OGE ENERGY CORP	3	3	3.33	0.58
OTTR	OTTR	December-04 OTTER TAIL CORP.	3	5	4.67	0.58
PGN	CPL	December-04 PROGRESS ENERGY	9	4	3.98	1.6
PNM	PNM	December-04 PNM RESOURCES	1	5	5	
PNW	AZP	December-04 PINNACLE WST CAP	4	3.5	3.75	1.71
POM	POM	December-04 PEPCO HOLDINGS	6	3.5	4.32	2.47
PPL	PPL	December-04 PP&L CORP	11	5	5.28	0.64
PSD	PSD	December-04 PUGET ENERGY INC	4	6.5	6.5	1.29
SCG	SCG	December-04 SCANA CP	5	4	4.4	0.55

September-04 5.848485 4.663636 4.891818 1.93375

ETR	MSU	EPS	June-05	ENTERGY CP	9	7	6.89	3.06
FE	OEC	EPS	June-05	FIRSTENERGY CORP	5	4	4.2	0.84
GXP	KLT	EPS	June-05	GREAT PLAINS	4	3	3	0.82
HE	HE	EPS	June-05	HAWAIIAN ELEC	5	3	2.9	1.43
IDA	IDA	EPS	June-05	IDACORP INC.	4	4.5	4.25	0.96
LNT	WPL	EPS	June-05	ALLIANT ENER	4	3	3.25	1.26
MDU	MDU	EPS	June-05	MDU RESOURCES GP	4	8	8	0.82
NI	NI	EPS	June-05	NISOURCE INC	7	4	3.57	1.27
NST	BSE	EPS	June-05	NSTAR	3	5	4.33	1.15
NU	NU	EPS	June-05	NORTHEAST UTILS	4	5	4.5	1
OGE	OGE	EPS	June-05	OGE ENERGY CORP	3	3	3	1
OTTR	OTTR	EPS	June-05	OTTER TAIL CORP.	3	4	4.33	0.58
PGN	CPL	EPS	June-05	PROGRESS ENERGY	9	4	3.98	1.6
PNM	PNM	EPS	June-05	PNM RESOURCES	3	6	5.67	0.58
PNW	AZP	EPS	June-05	PINNACLE WST CAP	4	4.5	4.5	1.29
POM	POM	EPS	June-05	PEPCO HOLDINGS	6	4	4	1.67
PPL	PPL	EPS	June-05	PP&L CORP	9	5	5.11	1.36
PSD	PSD	EPS	June-05	PUGET ENERGY INC	4	4	4	0.82
SCG	SCG	EPS	June-05	SCANA CP	6	4.5	4.5	0.55
SO	SO	EPS	June-05	SOUTHN CO	10	5	4.8	0.63
SRE	SDO	EPS	June-05	SEMPRA ENERGY	4	6	6	1.83
TXU	TXU	EPS	June-05	TXU CORP	8	6.5	11.63	9.93
VVC	SIG	EPS	June-05	VECTREN CORP	1	4	4	4
WEC	WPG	EPS	June-05	WISCONSIN ENERGY	5	5	6.2	1.64
WPS	WPS	EPS	June-05	WPS RESOURCES CP	3	4	4.33	0.58
XEL	NSP	EPS	June-05	XCEL ENERGY INC	6	3	3.33	0.52
AEE	UEP	EPS	September-05	AMEREN CP	6	3	3.42	1.74
AEP	AEP	EPS	September-05	AMERN ELEC PWR	9	3	3.43	0.89
D	D	EPS	September-05	DOMINION RES INC	6	5	5.67	1.21
DTE	DTE	EPS	September-05	DTE ENERGY	4	4.5	4.75	0.96
DUK	DUK	EPS	September-05	DUKE ENERGY CORP	13	5	5.09	2.69
EAS	NGE	EPS	September-05	ENERGY EAST CORP	4	4	3.75	1.26
ED	ED	EPS	September-05	CONSOLIDATED EDI	8	3	2.95	1.2
EDE	EDE	EPS	September-05	EMPIRE DIST ELEC	2	2.5	2.5	0.71
ETR	MSU	EPS	September-05	ENTERGY CP	8	6.5	6.63	2.67
FE	OEC	EPS	September-05	FIRSTENERGY CORP	7	4	4.29	0.76
GXP	KLT	EPS	September-05	GREAT PLAINS	4	3	3	0.82
HE	HE	EPS	September-05	HAWAIIAN ELEC	5	3	3.1	1.52
IDA	IDA	EPS	September-05	IDACORP INC.	5	4	4	1
LNT	WPL	EPS	September-05	ALLIANT ENER	4	3	3.25	1.26
MDU	MDU	EPS	September-05	MDU RESOURCES GP	5	8	7.2	2.99
NI	NI	EPS	September-05	NISOURCE INC	8	3.5	3.5	1.2
NST	BSE	EPS	September-05	NSTAR	4	4.5	4.25	0.96
NU	NU	EPS	September-05	NORTHEAST UTILS	4	5	4.5	1
OGE	OGE	EPS	September-05	OGE ENERGY CORP	3	3	3	1
OTTR	OTTR	EPS	September-05	OTTER TAIL CORP.	3	4	4.33	0.58
PGN	CPL	EPS	September-05	PROGRESS ENERGY	9	4	3.76	1.87
PNM	PNM	EPS	September-05	PNM RESOURCES	5	12	10.76	5.11

June-05 5.470588 4.367647 4.549412 1.444242

PNW	AZP	EPS	September-05 PINNACLE WST CAP	4	4.5	4.5	1.29
POM	POM	EPS	September-05 PEPCO HOLDINGS	7	4	3.43	0.79
PPL	PPL	EPS	September-05 PP&L CORP	9	6	6.17	1.17
PSD	PSD	EPS	September-05 PUGET ENERGY INC	4	4	4	0.82
SCG	SCG	EPS	September-05 SCANA CP	5	4	4.4	0.55
SO	SO	EPS	September-05 SOUTHN CO	10	5	4.8	0.63
SRE	SDO	EPS	September-05 SEMPR ENERGY	7	5	5.28	1.95
TXU	TXU	EPS	September-05 TXU CORP	6	7	9.67	7.58
VVC	SIG	EPS	September-05 VECTREN CORP	3	4	3.67	0.58
WEC	WPC	EPS	September-05 WISCONSIN ENERGY	7	8	7.71	2.93
WPS	WPS	EPS	September-05 WPS RESOURCES CP	2	4	4	0
XEL	NSP	EPS	September-05 XCEL ENERGY INC	5	3	3.2	0.45
			September-05	5.735294	4.588235	4.645882	1.533529
AEE	UEP	EPS	December-05 AMEREN CP	5	3	4.5	3.32
AEP	AEP	EPS	December-05 AMERN ELEC PWR	8	3.38	3.47	1.18
D	D	EPS	December-05 DOMINION RES INC	5	5	8.4	4.77
DTE	DTE	EPS	December-05 DTE ENERGY	3	4	4.33	0.58
DUK	DUK	EPS	December-05 DUKE ENERGY CORP	12	5	5.28	2.32
EAS	NGE	EPS	December-05 ENERGY EAST CORP	2	4.5	4.5	0.71
ED	ED	EPS	December-05 CONSOLIDATED EDI	7	3	3.32	1.47
EDE	EDE	EPS	December-05 EMPIRE DIST ELEC	2	2	2	1.41
ETR	MSU	EPS	December-05 ENTERGY CP	7	7	8	3.42
FE	OEC	EPS	December-05 FIRSTENERGY CORP	6	5	4.67	0.82
GXP	KLT	EPS	December-05 GREAT PLAINS	4	3.03	3.01	0.82
HE	HE	EPS	December-05 HAWAIIAN ELEC	4	4	4.45	2.19
IDA	IDA	EPS	December-05 IDACORP INC.	3	5	4.33	1.15
LNT	WPL	EPS	December-05 ALLIANT ENER.	4	3.5	3.75	0.96
MDU	MDU	EPS	December-05 MDU RESOURCES GP	5	8	8.78	3.14
NI	NI	EPS	December-05 NISOURCE INC	6	3.5	3.5	1.38
NST	BSE	EPS	December-05 NSTAR	4	5	4.75	0.5
NU	NU	EPS	December-05 NORTHEAST UTILS	4	7	7.75	3.4
OGE	OGE	EPS	December-05 OGE ENERGY CORP	3	3	3	1
OTTR	OTTR	EPS	December-05 OTTER TAIL CORP.	4	4.5	4.75	0.96
PGN	CPL	EPS	December-05 PROGRESS ENERGY	6	3.75	3.92	0.92
PNM	PNM	EPS	December-05 PNM RESOURCES	5	11.5	10.66	5.53
PNW	AZP	EPS	December-05 PINNACLE WST CAP	5	5	6	3.54
POM	POM	EPS	December-05 PEPCO HOLDINGS	5	4	3.6	0.55
PPL	PPL	EPS	December-05 PP&L CORP	8	6.25	7.44	3.18
PSD	PSD	EPS	December-05 PUGET ENERGY INC	4	4	4	0.82
SCG	SCG	EPS	December-05 SCANA CP	6	5	4.67	0.52
SO	SO	EPS	December-05 SOUTHN CO	8	5	5	0.76
SRE	SDO	EPS	December-05 SEMPR ENERGY	9	5	5.56	2.42
TXU	TXU	EPS	December-05 TXU CORP	6	11.25	17.92	15.35
VVC	SIG	EPS	December-05 VECTREN CORP	3	4	4.37	1.58
WEC	WPC	EPS	December-05 WISCONSIN ENERGY	7	8	8.23	2.92
WPS	WPS	EPS	December-05 WPS RESOURCES CP	2	10.25	10.25	7.42
XEL	NSP	EPS	December-05 XCEL ENERGY INC	6	3	3.33	0.52
			December-05	5.235294	5.129706	5.632059	2.397941
AEE	UEP	EPS	March-06 AMEREN CP	3	5	6.67	2.89

AEP	AEP	EPS	March-06 AMERN ELEC PWR	5	3.76	3.55	1.12
D	D	EPS	March-06 DOMINION RES INC	7	10	10.29	7.11
DTE	DTE	EPS	March-06 DTE ENERGY	2	4.5	4.5	0.71
DUK	DUK	EPS	March-06 DUKE ENERGY CORP	10	5	5.64	2.57
EAS	NGE	EPS	March-06 ENERGY EAST CORP	3	4	4.33	0.58
ED	ED	EPS	March-06 CONSOLIDATED EDI	8	3.5	3.53	1.48
EDE	EDE	EPS	March-06 EMPIRE DIST ELEC	2	2	2	1.41
ETR	MSU	EPS	March-06 ENTERGY CP	6	7.5	8.67	3.27
FE	OEC	EPS	March-06 FIRSTENERGY CORP	6	5	4.83	0.41
GXP	KLT	EPS	March-06 GREAT PLAINS	4	2.11	2.31	0.47
HE	HE	EPS	March-06 HAWAIIAN ELEC	5	4	3.7	0.97
IDA	IDA	EPS	March-06 IDACORP INC.	3	5	4.67	0.58
LNT	WPL	EPS	March-06 ALLIANT ENER	3	5	6.93	4.24
MDU	MDU	EPS	March-06 MDU RESOURCES GP	5	8	8.76	3.1
NI	NI	EPS	March-06 NISOURCE INC	6	4.5	4.08	1.2
NST	BSE	EPS	March-06 NSTAR	4	5	5	0
NU	NU	EPS	March-06 NORTHEAST UTILS	5	8	8.3	2.54
OGE	OGE	EPS	March-06 OGE ENERGY CORP	3	3	2.67	0.58
OTTR	OTTR	EPS	March-06 OTTER TAIL CORP.	4	4.5	4.75	0.96
PGN	CPL	EPS	March-06 PROGRESS ENERGY	7	3.5	3.5	1.38
PNM	PNM	EPS	March-06 PNM RESOURCES	4	10	10.95	5.97
PNW	AZP	EPS	March-06 PINNACLE WST CAP	5	6	6.4	3.36
POM	POM	EPS	March-06 PEPCO HOLDINGS	3	4	6.33	4.04
PPL	PPL	EPS	March-06 PP&L CORP	7	8	9.26	3.03
PSD	PSD	EPS	March-06 PUGET ENERGY INC	4	4	4	0.82
SCG	SCG	EPS	March-06 SCANA CP	6	4.5	4.5	0.55
SO	SO	EPS	March-06 SOUTHN CO	9	5	4.67	0.87
SRE	SDO	EPS	March-06 SEMPRA ENERGY	7	5	6.04	2.33
TXU	TXU	EPS	March-06 TXU CORP	7	8	11.43	8.75
VVC	SIG	EPS	March-06 VECTREN CORP	1	3	3	
WEC	WPG	EPS	March-06 WISCONSIN ENERGY	6	8	7.56	2.3
WPS	WPS	EPS	March-06 WPS RESOURCES CP	2	8.25	8.25	4.6
XEL	NSP	EPS	March-06 XCEL ENERGY INC	5	4	3.8	0.84
AEE	UEP	EPS	June-06 AMEREN CP	3	5	5.67	4.04
AEP	AEP	EPS	June-06 AMERN ELEC PWR	6	2.5	2.92	1.36
D	D	EPS	June-06 DOMINION RES INC	5	12	11.8	8.17
DTE	DTE	EPS	June-06 DTE ENERGY	2	4.5	4.5	0.71
DUK	DUK	EPS	June-06 DUKE ENERGY CORP	7	5	5.94	2.75
EAS	NGE	EPS	June-06 ENERGY EAST CORP	3	4	4.33	0.58
ED	ED	EPS	June-06 CONSOLIDATED EDI	8	3.5	3.44	1.58
EDE	EDE	EPS	June-06 EMPIRE DIST ELEC	3	3	3	2
ETR	MSU	EPS	June-06 ENTERGY CP	4	7.5	9	3.37
FE	OEC	EPS	June-06 FIRSTENERGY CORP	5	5	4.6	0.89
GXP	KLT	EPS	June-06 GREAT PLAINS	4	2.5	2.5	0.58
HE	HE	EPS	June-06 HAWAIIAN ELEC	3	3	2.83	0.29
IDA	IDA	EPS	June-06 IDACORP INC.	3	5	4.67	0.58
LNT	WPL	EPS	June-06 ALLIANT ENER	2	4.5	4.5	0.71
MDU	MDU	EPS	June-06 MDU RESOURCES GP	5	8	7.82	3.93

March-06 4.911765 5.312353 5.731471 2.273636

NI	NI	EPS	June-06 NISOURCE INC	6	3.5	3.33	1.21				
NST	BSE	EPS	June-06 NSTAR	4	5	5	0				
NU	NU	EPS	June-06 NORTHEAST UTILS	4	7	7.75	3.4				
OG	OG	EPS	June-06 OGE ENERGY CORP	2	3	3	0				
OTTR	OTTR	EPS	June-06 OTTER TAIL CORP.	4	4.5	4.75	0.96				
PGN	CPL	EPS	June-06 PROGRESS ENERGY	7	3.5	3.26	1.62				
PNNM	PNNM	EPS	June-06 PNM RESOURCES	3	12	11.93	6.9				
PNW	AZP	EPS	June-06 PINNACLE WST CAP	5	6	7.2	3.42				
POM	POM	EPS	June-06 PEPCO HOLDINGS	4	4	5.75	3.5				
PPL	PPL	EPS	June-06 PP&L CORP	7	10	9.86	2.85				
PSD	PSD	EPS	June-06 PUGET ENERGY INC	2	3.5	3.5	0.71				
SCG	SCG	EPS	June-06 SCANA CP	5	5	4.6	0.55				
SO	SO	EPS	June-06 SOUTHN CO	8	5	4.75	0.89				
SRE	SDO	EPS	June-06 SEMPRA ENERGY	6	5	5.88	2.51				
TXU	TXU	EPS	June-06 TXU CORP	6	11.5	13.67	9.05				
VVC	SIG	EPS	June-06 VECTREN CORP	4	3.5	4.97	3.32				
WEC	WPC	EPS	June-06 WISCONSIN ENERGY	6	8	7.64	2.22				
WPS	WPS	EPS	June-06 WPS RESOURCES CP	1	11.4	11.4					
XEL	NSP	EPS	June-06 XCEL ENERGY INC	6	4.5	5	1.79				
							June-06	4.5	5.614706	5.904706	2.316364
AEE	UEP	EPS	September-06 AMEREN CP	3	5	5.67	4.04				
AEP	AEP	EPS	September-06 AMERN ELEC PWR	6	3	3	1.1				
D	D	EPS	September-06 DOMINION RES INC	6	10.7	12.07	7.61				
DTE	DTE	EPS	September-06 DTE ENERGY	2	4.5	4.5	0.71				
DUK	DUK	EPS	September-06 DUKE ENERGY CORP	10	5	5.66	2.92				
EAS	NGE	EPS	September-06 ENERGY EAST CORP	3	4	4.33	0.58				
ED	ED	EPS	September-06 CONSOLIDATED EDI	7	3	3.15	1.33				
EDE	EDE	EPS	September-06 EMPIRE DIST ELEC	1	2	2					
ETR	MSU	EPS	September-06 ENERGY CP	5	8	9.2	2.95				
FE	OEC	EPS	September-06 FIRSTENERGY CORP	5	5	6.4	3.13				
GXP	KLK	EPS	September-06 GREAT PLAINS	5	2	2.12	0.53				
HE	HE	EPS	September-06 HAWAIIAN ELEC	3	3	3.83	1.89				
IDA	IDA	EPS	September-06 IDACORP INC.	3	5	4.67	0.58				
LNT	WPL	EPS	September-06 ALLIANT ENER	2	4.5	4.5	0.71				
MDU	MDU	EPS	September-06 MDU RESOURCES GP	6	6.5	7.05	3.72				
NI	NI	EPS	September-06 NISOURCE INC	6	3.5	3.33	1.21				
NST	BSE	EPS	September-06 NSTAR	4	5	5.5	1				
NU	NU	EPS	September-06 NORTHEAST UTILS	4	7	7.75	3.4				
OG	OG	EPS	September-06 OGE ENERGY CORP	1	3	3					
OTTR	OTTR	EPS	September-06 OTTER TAIL CORP.	4	4.5	4.75	0.96				
PGN	CPL	EPS	September-06 PROGRESS ENERGY	7	3.5	3.4	1.73				
PNNM	PNNM	EPS	September-06 PNM RESOURCES	2	15.4	15.4	4.81				
PNW	AZP	EPS	September-06 PINNACLE WST CAP	4	6	6	2.45				
POM	POM	EPS	September-06 PEPCO HOLDINGS	4	4	5.75	3.5				
PPL	PPL	EPS	September-06 PP&L CORP	6	10.5	10.33	2.8				
PSD	PSD	EPS	September-06 PUGET ENERGY INC	3	4	3.67	0.58				
SCG	SCG	EPS	September-06 SCANA CP	5	5	4.6	0.55				
SO	SO	EPS	September-06 SOUTHN CO	8	5	4.5	1.07				
SRE	SDO	EPS	September-06 SEMPRA ENERGY	6	4.75	5.43	2.35				

TXU	TXU	EPS	September-06	TXU CORP	5	15	17.2	7.92
VVC	SIG	EPS	September-06	VECTREN CORP	2	3.5	3.5	0.71
WEC	WPC	EPS	September-06	WISCONSIN ENERGY	6	8	7.77	2.39
WPS	WPS	EPS	September-06	WPS RESOURCES CP	1	4	4	
XEL	NSP	EPS	September-06	XCEL ENERGY INC	5	4	4.12	0.88
			June-06	4.411765	5.495588	5.827941	2.261613	
AEE	UEP	EPS	December-06	AMEREN CP	4	5	6.25	4.72
AEP	AEP	EPS	December-06	AMERN ELEC PWR	5	4	3.98	1.23
D	D	EPS	December-06	DOMINION RES INC	2	8.5	8.5	4.95
DTE	DTE	EPS	December-06	DTE ENERGY	1	5	5	
DUK	DUK	EPS	December-06	DUKE ENERGY CORP	3	5	6.33	3.21
EAS	NGE	EPS	December-06	ENERGY EAST CORP	2	4.5	4.5	0.71
ED	ED	EPS	December-06	CONSOLIDATED EDI	6	3	3.01	1.4
EDE	EDE	EPS	December-06	EMPIRE DIST ELEC	1	6	6	
ETR	MSU	EPS	December-06	ENTERGY CP	4	8	8.25	1.26
FE	OEC	EPS	December-06	FIRSTENERGY CORP	4	5	6.75	3.5
GXP	KLT	EPS	December-06	GREAT PLAINS	3	2	1.84	1.25
HE	HE	EPS	December-06	HAWAIIAN ELEC	4	3	3.38	1.11
IDA	IDA	EPS	December-06	IDACORP INC.	3	5	4.67	0.58
LNT	WPL	EPS	December-06	ALLIANT ENER	1	5	5	
MDU	MDU	EPS	December-06	MDU RESOURCES GP	5	7	8.44	3.56
NI	NI	EPS	December-06	NISOURCE INC	6	3.5	3.33	1.21
NST	BSE	EPS	December-06	NSTAR	3	7	6.33	1.15
NU	NU	EPS	December-06	NORTHEAST UTILS	5	12	11.4	3.71
OTTR	OTTR	EPS	December-06	OTTER TAIL CORP.	4	5.5	5.4	1.14
PGN	CPL	EPS	December-06	PROGRESS ENERGY	6	4.5	3.88	1.5
PNM	PNM	EPS	December-06	PNM RESOURCES	3	12	12.27	6.4
PNW	AZP	EPS	December-06	PINNACLE WST CAP	3	6	5	1.73
POM	POM	EPS	December-06	PEPCO HOLDINGS	2	8	8	5.66
PPL	PPL	EPS	December-06	PP&L CORP	6	10.5	10.67	3.01
PSD	PSD	EPS	December-06	PUGET ENERGY INC	3	4	4.83	2.36
SCG	SCG	EPS	December-06	SCANA CP	5	5	4.42	0.85
SO	SO	EPS	December-06	SOUTH CO	7	5	5	0.58
SRE	SDO	EPS	December-06	SEMPRA ENERGY	3	4.29	5.7	3.61
TXU	TXU	EPS	December-06	TXU CORP	5	12	15	8.77
VVC	SIG	EPS	December-06	VECTREN CORP	2	5.1	5.1	2.97
WEC	WPC	EPS	December-06	WISCONSIN ENERGY	6	8	7.81	2.4
WPS	WPS	EPS	December-06	WPS RESOURCES CP	2	4.5	4.5	0.71
XEL	NSP	EPS	December-06	XCEL ENERGY INC	5	6	6.4	1.52
			December-06	3.757576	6.02697	6.270909	2.558667	
AEE	UEP	EPS	March-07	AMEREN CP	5	5	6.1	4.56
AEP	AEP	EPS	March-07	AMERN ELEC PWR	7	5	4.27	1.69
D	D	EPS	March-07	DOMINION RES INC	5	5	7.3	3.27
DTE	DTE	EPS	March-07	DTE ENERGY	3	5	5.67	2.08
DUK	DUK	EPS	March-07	DUKE ENERGY CORP	5	5	5	0.71
EAS	NGE	EPS	March-07	ENERGY EAST CORP	3	4	4	1
ED	ED	EPS	March-07	CONSOLIDATED EDI	5	3	2.96	1.61
EDE	EDE	EPS	March-07	EMPIRE DIST ELEC	1	3	3	
ETR	MSU	EPS	March-07	ENTERGY CP	3	8	7.67	0.58

FE	OEC	EPS	March-07	MEDEST	MEANEST	STDEV	March-07	MEDEST	MEANEST	STDEV
GXP	KLT	EPS	2	2.15	7.5	3.27	2	2.15	7.5	3.27
HE	HE	EPS	3	3	4.5	3.04	3	3	4.5	3.04
IDA	IDA	EPS	3	5	5	0	3	5	5	0
LNT	WPL	EPS	3	7	6.33	1.15	3	7	6.33	1.15
MDU	MDU	EPS	5	7	7.32	1.17	5	7	7.32	1.17
NI	NI	EPS	5	4	3.6	1.14	5	4	3.6	1.14
NST	BSE	EPS	3	5	5.67	1.15	3	5	5.67	1.15
NU	NU	EPS	5	12	11.4	3.71	5	12	11.4	3.71
OGE	OGE	EPS	1	4	4		1	4	4	
OTTR	OTTR	EPS	3	5	5	1	3	5	5	1
PGN	CPL	EPS	5	4	3.7	1.4	5	4	3.7	1.4
PNM	PNM	EPS	5	10	10.84	5.02	5	10	10.84	5.02
PNW	AZP	EPS	3	4.6	4.53	1.5	3	4.6	4.53	1.5
POM	POM	EPS	5	6	7.4	3.97	5	6	7.4	3.97
PPL	PPL	EPS	6	11.5	10.5	3.89	6	11.5	10.5	3.89
PSD	PSD	EPS	3	4	4.87	2.42	3	4	4.87	2.42
SCG	SCG	EPS	5	5	4.65	0.49	5	5	4.65	0.49
SO	SO	EPS	5	5	5.2	0.45	5	5	5.2	0.45
SRE	SDO	EPS	5	5	6.11	2.73	5	5	6.11	2.73
TXU	TXU	EPS	4	9	9.5	4.2	4	9	9.5	4.2
VVC	SIG	EPS	1	5	5		1	5	5	
WEC	WPC	EPS	7	8	7.97	2.26	7	8	7.97	2.26
XEL	NSP	EPS	5	5	5.6	2.19	5	5	5.6	2.19
NUMEST MEDEST MEANEST STDEV										
AEE	UEP	EPS	5	5	5.9	4.07	5	5	5.9	4.07
AEP	AEP	EPS	6	5.5	5.57	0.65	6	5.5	5.57	0.65
D	D	EPS	5	5	7.2	3.56	5	5	7.2	3.56
DTE	DTE	EPS	3	5	6	1.73	3	5	6	1.73
DUK	DUK	EPS	7	5	4.43	1.27	7	5	4.43	1.27
EAS	NGE	EPS	3	4	4	1	3	4	4	1
ED	ED	EPS	7	3.04	3.58	1.13	7	3.04	3.58	1.13
EDE	EDE	EPS	1	3	3		1	3	3	
ETR	MSU	EPS	4	7.5	7	1.41	4	7.5	7	1.41
FE	OEC	EPS	6	8.5	7.83	2.14	6	8.5	7.83	2.14
GXP	KLT	EPS	3	4.74	4.58	1.51	3	4.74	4.58	1.51
HE	HE	EPS	5	3	4.3	2.59	5	3	4.3	2.59
IDA	IDA	EPS	2	6	6	1.41	2	6	6	1.41
LNT	WPL	EPS	3	5	4.87	0.23	3	5	4.87	0.23
MDU	MDU	EPS	4	7.5	7.58	1.18	4	7.5	7.58	1.18
NI	NI	EPS	6	3.5	3.45	0.97	6	3.5	3.45	0.97
NST	BSE	EPS	4	6	6.25	1.5	4	6	6.25	1.5
NU	NU	EPS	4	11	10.25	3.86	4	11	10.25	3.86
OGE	OGE	EPS	2	6.3	6.3	3.25	2	6.3	6.3	3.25
OTTR	OTTR	EPS	3	5	5	1	3	5	5	1
PGN	CPL	EPS	8	4.5	4	1.33	8	4.5	4	1.33
PNM	PNM	EPS	5	10	10.6	4.77	5	10	10.6	4.77
PNW	AZP	EPS	3	3	3.67	2.08	3	3	3.67	2.08
POM	POM	EPS	5	6	7.6	5.13	5	6	7.6	5.13

March-07 4.090909 5.659091 5.888182 2.095

ED	ED	EPS	December-07 CONSOLIDATED EDI	8	3.79	3.75	1.11
EDE	EDE	EPS	December-07 EMPIRE DIST ELEC	1	34	34	
ETR	MSU	EPS	December-07 ENERGY CP	5	8	10.6	4.56
FE	OEC	EPS	December-07 FIRSTENERGY CORP	5	10	8.8	2.77
GXP	KLT	EPS	December-07 GREAT PLAINS	3	3	3.61	1.06
HE	HE	EPS	December-07 HAWAIIAN ELEC	4	2.75	8.53	12.13
IDA	IDA	EPS	December-07 IDACORP INC.	2	6	6	1.41
LNT	WPL	EPS	December-07 ALLIANT ENER	3	5	6	1.73
MDU	MDU	EPS	December-07 MDU RESOURCES GP	4	7.2	7.35	1.4
NI	NI	EPS	December-07 NISOURCE INC	5	3	3.34	1.04
NST	BSE	EPS	December-07 NSTAR	4	6.5	6.5	1.29
NU	NU	EPS	December-07 NORTHEAST UTILS	6	10.07	10.52	3.33
OTTR	OTTR	EPS	December-07 OTTER TAIL CORP.	3	6	7.67	3.79
PGN	CPL	EPS	December-07 PROGRESS ENERGY	7	4.98	5	2.02
PNM	PNM	EPS	December-07 PNM RESOURCES	6	8.5	9.47	5.01
POM	AZP	EPS	December-07 PINNACLE WST CAP	3	6	5.73	2.61
POM	POM	EPS	December-07 PEPCO HOLDINGS	5	13	11.4	7.2
PPL	PPL	EPS	December-07 PP&L CORP	6	13.5	13.67	5.09
PSD	PSD	EPS	December-07 PUGET ENERGY INC	3	7	5.67	2.31
SCG	SCG	EPS	December-07 SCANA CP	4	5	5	0
SO	SO	EPS	December-07 SOUTHN CO	7	5	5.03	0.58
SRE	SDO	EPS	December-07 SEMBRA ENERGY	4	7	7.2	1.97
VVC	SIG	EPS	December-07 VECTREN CORP	2	5	5	1.41
WEC	WPC	EPS	December-07 WISCONSIN ENERGY	5	9	8.17	2.74
XEL	NSP	EPS	December-07 XCEL ENERGY INC	5	6	6	2.24

NUMEST	MEDEST	MEANEST	STDEV
4	4.5	4.75	1.71
6	6	6.03	0.86
6	8	8.3	3.22
3	5	5	0
7	5	4.53	1.26
1	5	5	
7	3	3.38	1
1	6	6	
6	12.7	12.42	3.96
4	9.5	8.5	3.11
5	3	4.24	3.05
4	2.75	3.6	2.31
2	6	6	1.41
3	5	6.33	2.31
3	9	8.73	2.21
5	3	2.9	0.74
5	6	6.04	1.23
6	9.65	8.9	1.95
3	6	7.33	3.21
7	5	4.81	0.84
6	7	11.43	11.71
3	3	3.63	2.12
5	13	11.4	7.2

March-08	AMEREN CP	EPS	March-08 AMEREN CP	4	4.5	4.75	1.71
March-08	AMERN ELEC PWR	EPS	March-08 AMERN ELEC PWR	6	6	6.03	0.86
March-08	DOMINION RES INC	EPS	March-08 DOMINION RES INC	6	8	8.3	3.22
March-08	DTE ENERGY	EPS	March-08 DTE ENERGY	3	5	5	0
March-08	DUKE ENERGY CORP	EPS	March-08 DUKE ENERGY CORP	7	5	4.53	1.26
March-08	ENERGY EAST CORP	EPS	March-08 ENERGY EAST CORP	1	5	5	
March-08	CONSOLIDATED EDI	EPS	March-08 CONSOLIDATED EDI	7	3	3.38	1
March-08	EMPIRE DIST ELEC	EPS	March-08 EMPIRE DIST ELEC	1	6	6	
March-08	ENTERGY CORP	EPS	March-08 ENTERGY CORP	6	12.7	12.42	3.96
March-08	FIRSTENERGY CORP	EPS	March-08 FIRSTENERGY CORP	4	9.5	8.5	3.11
March-08	GREAT PLAINS	EPS	March-08 GREAT PLAINS	5	3	4.24	3.05
March-08	HAWAIIAN ELEC	EPS	March-08 HAWAIIAN ELEC	4	2.75	3.6	2.31
March-08	IDACORP INC.	EPS	March-08 IDACORP INC.	2	6	6	1.41
March-08	ALLIANT ENER	EPS	March-08 ALLIANT ENER	3	5	6.33	2.31
March-08	MDU RESOURCES GP	EPS	March-08 MDU RESOURCES GP	3	9	8.73	2.21
March-08	NISOURCE INC	EPS	March-08 NISOURCE INC	5	3	2.9	0.74
March-08	NSTAR	EPS	March-08 NSTAR	5	6	6.04	1.23
March-08	NORTHEAST UTILS	EPS	March-08 NORTHEAST UTILS	6	9.65	8.9	1.95
March-08	OTTER TAIL CORP.	EPS	March-08 OTTER TAIL CORP.	3	6	7.33	3.21
March-08	PROGRESS ENERGY	EPS	March-08 PROGRESS ENERGY	7	5	4.81	0.84
March-08	PNM RESOURCES	EPS	March-08 PNM RESOURCES	6	7	11.43	11.71
March-08	PINNACLE WST CAP	EPS	March-08 PINNACLE WST CAP	3	3	3.63	2.12
March-08	PEPCO HOLDINGS	EPS	March-08 PEPCO HOLDINGS	5	13	11.4	7.2

December-07 4.451613 7.372258 7.714839 2.742414

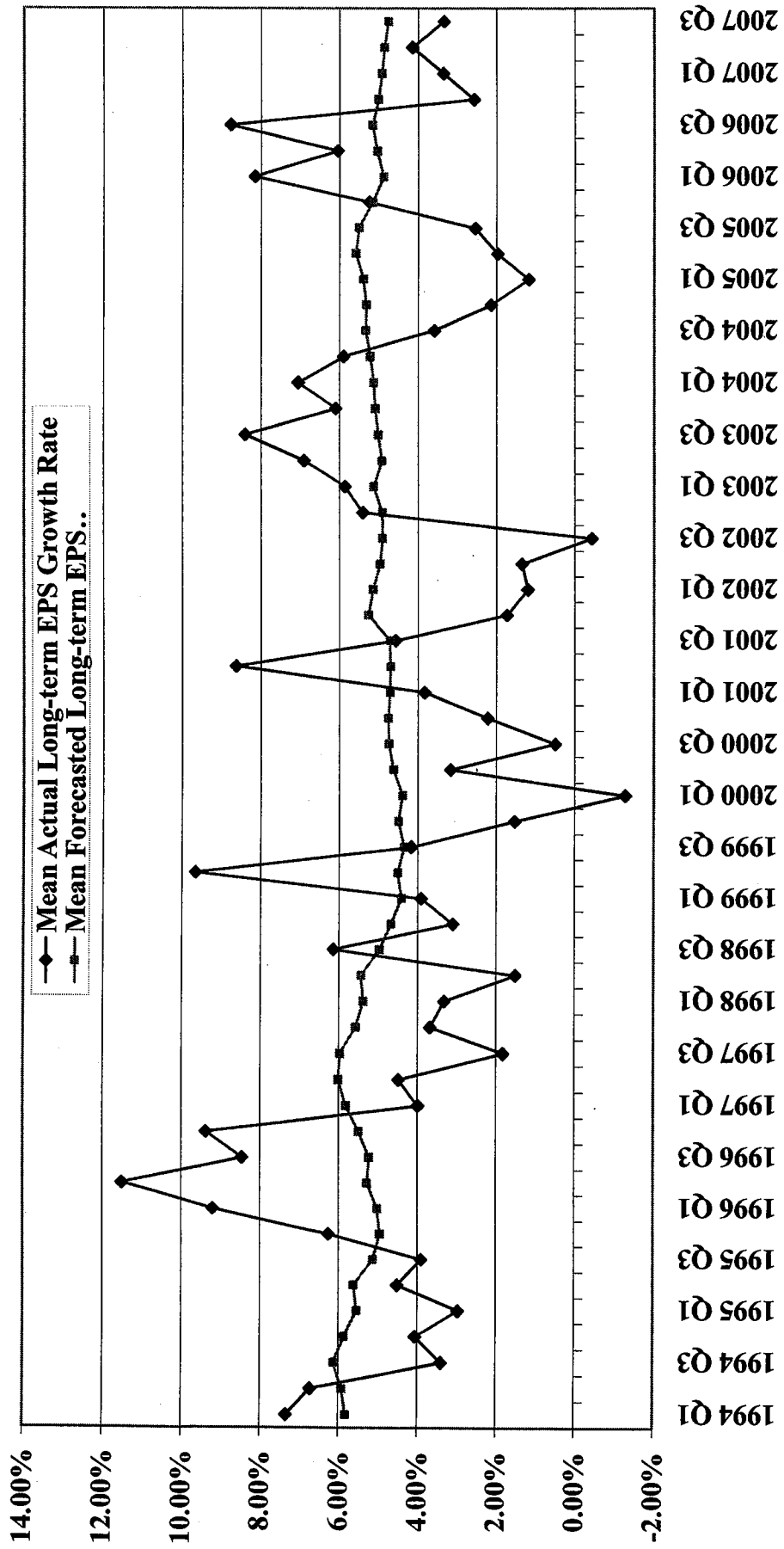
PPL	PPL	EPS																					
PSD	PSD	EPS	3	12	12.4	4.51																	
SCG	PP&L CORP	EPS	5																				
SO	March-08 PUGET ENERGY INC	EPS	3	7	6.33	2.08																	
SRE	March-08 SCANA CP	EPS	6	5	4.85	0.82																	
WVC	March-08 SOUTH CO	EPS	8	5.25	5.29	0.68																	
WEC	March-08 SEMPRA ENERGY	EPS	5	7	7.62	1.95																	
XEL	March-08 VECTREN CORP	EPS	4	4.5	4.75	0.96																	
	March-08 WISCONSIN ENERGY	EPS	5	9.3	9.18	2.58																	
	March-08 XCEL ENERGY INC	EPS	5	6	6.46	0.8																	
																						March-08 4.612903 6.424194 6.649355 2.406552	

QUARTER	NUMEST	MEDEST	MEANEST	STDEV	(Actual Date -4Yrs)	
March-93	9.4583	3.5125	3.5900	2.0630		
June-93	9.6000	3.3040	3.4664	1.6325		
September-93	9.9600	3.4280	3.5352	1.6263		
December-93	9.2800	3.4320	3.5252	1.5158		
March-94	9.7200	3.5400	3.6944	1.9038		
June-94	9.6400	3.7020	3.7948	1.6958		
September-94	9.8000	3.7700	3.7624	1.6796		
December-94	9.7200	3.7860	3.7812	1.5754		
March-95	9.3600	3.9100	4.0444	1.8929		
June-95	9.4400	4.4440	4.4472	1.9471		
September-95	9.9600	4.4520	4.6180	2.3048		
December-95	9.6800	4.0920	4.1936	1.9916		
March-96	9.8800	4.8440	4.7968	2.1824		
June-96	9.8000	4.6820	4.7544	2.3304		
September-96	9.0400	4.7500	4.6956	2.4068		
December-96	9.2000	4.5600	4.6180	2.2328		
March-97	9.3600	4.1560	4.2176	2.1032		
June-97	9.4800	3.8680	3.9276	1.7832		
September-97	9.6400	3.8160	3.8688	1.7420		
December-97	9.7600	3.6920	3.8144	1.7540		
March-98	8.6000	3.4280	3.5100	1.5336		
June-98	6.7200	3.5520	3.6900	1.3854		
September-98	7.5200	3.1400	3.2976	1.2496		
December-98	7.4800	3.0360	3.1160	1.1236		
March-99	8.6400	3.1440	3.2228	1.3268		
June-99	8.2400	3.1080	3.1740	1.1520		
September-99	8.2800	3.0900	3.2160	1.2964	0.0309	0.03216
December-99	9.3600	3.2120	3.2976	1.3000	0.03212	0.032976
March-00	9.4000	3.1220	3.2868	1.3396	0.03122	0.032868
June-00	8.4400	3.1480	3.2564	1.2843	0.03148	0.032564
September-00	9.2400	3.3060	3.4580	1.5048	0.03306	0.03458
December-00	10.5200	3.2380	3.4424	1.6713	0.03238	0.034424
March-01	10.2800	3.2360	3.4084	1.4788	0.03236	0.034084
June-01	10.1250	3.3208	3.4271	1.3965	0.033208	0.034271
September-01	9.6087	3.4674	3.5148	1.3718	0.034674	0.035148
December-01	8.9167	3.4500	3.5479	1.5061	0.0345	0.035479
March-02	8.0833	3.5000	3.5358	1.3671	0.035	0.035358
June-02	8.1923	5.0481	5.0569	1.5100	0.050481	0.050569
September-02	8.4074	5.0037	5.2304	2.2081	0.050037	0.052304
December-02	8.8519	5.0648	5.2756	2.2173	0.050648	0.052756
March-03	9.3214	5.3679	5.6071	2.1763	0.053679	0.056071
June-03	10.0357	5.7089	5.8529	2.1974	0.057089	0.058529
September-03	10.0690	5.8500	5.9728	2.0543	0.0585	0.059728
December-03	9.8621	5.8534	5.9193	1.7807	0.058534	0.059193
March-04	10.4286	4.7286	4.8189	1.8441	0.047286	0.048189
June-04	9.2414	5.2500	5.2193	1.9786	0.0525	0.052193
September-04	9.8387	5.5500	5.6987	2.0553	0.0555	0.056987
December-04	8.5313	5.9047	5.9100	2.1677	0.059047	0.0591
March-05	8.5938	6.0625	6.0056	2.0960	0.060625	0.060056
June-05	7.7813	6.5984	6.5644	2.3976	0.065984	0.065644
September-05	8.2424	6.8188	6.8206	2.2672	0.068188	0.068206

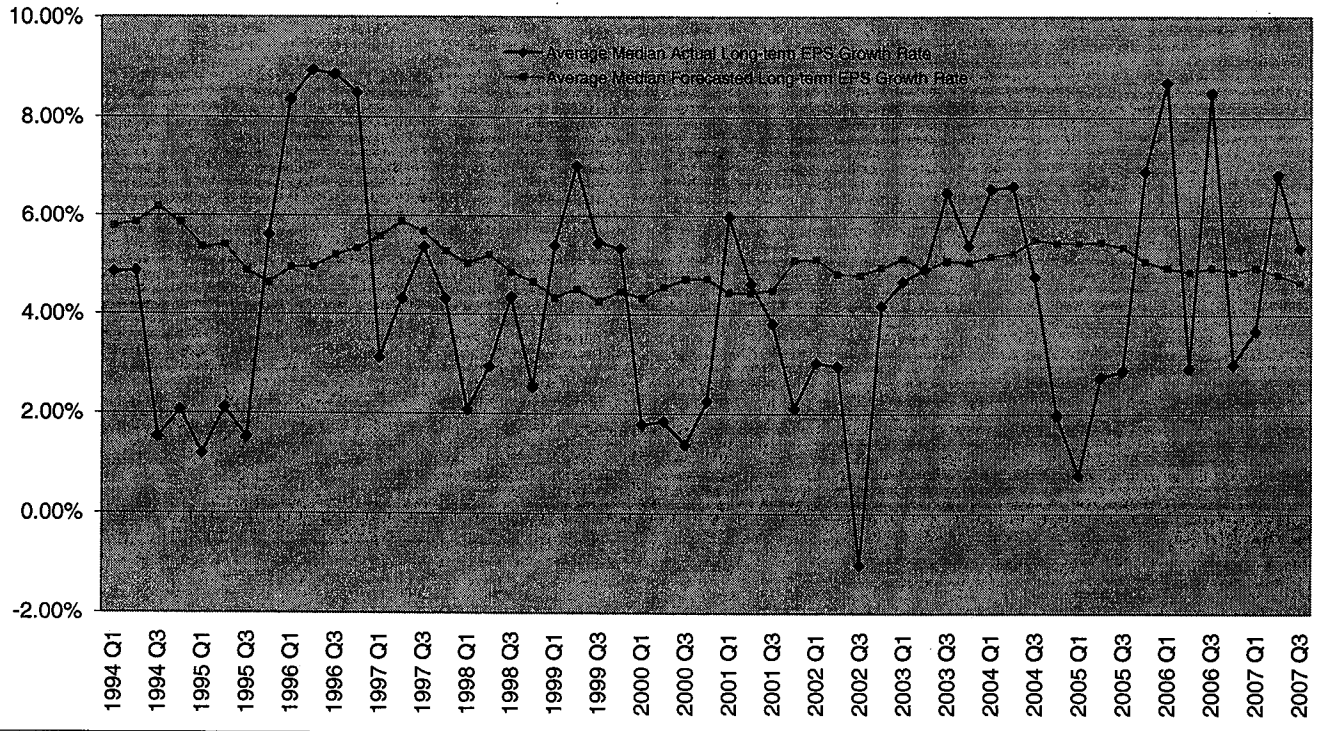
December-05	7.7059	6.7662	6.7406	2.0945	0.067662	0.067406
March-06	8.2647	6.5809	6.5856	2.0612	0.065809	0.065856
June-06	8.0882	6.5588	6.6424	1.8315	0.065588	0.066424
September-06	8.0294	6.3382	6.4874	1.8991	0.063382	0.064874
December-06	8.0000	5.9118	6.0750	2.0842	0.059118	0.06075
March-07	8.2059	5.3206	5.5762	1.9900	0.053206	0.055762
June-07	7.8529	4.8809	5.2200	2.0612	0.048809	0.0522
September-07	7.9706	4.8441	4.7550	1.9650	0.048441	0.04755
December-07	7.2647	4.5368	4.4018	1.6174	0.045368	0.044018
March-08	6.5882	4.4985	4.5082	1.3576	0.044985	0.045082
June-08	6.0294	4.5441	4.7497	1.8800	0.045441	0.047497

Year & Quarter	Average Market Actual Growth Rate	Average Market Actual Growth Rate	Average Market Forecasted Long Term EPS Growth Rate	Average Market Forecasted Long Term EPS Growth Rate	Difference (Median Forecasted - Actual)	Difference (Median Forecasted - Actual)	Difference (Median Forecasted - Actual)	Mean Long-Term EPS Growth Rate Forecast Error	Median Long-Term EPS Growth Rate Forecast Error
1994 Q1	7.34%	4.85%	5.82%	5.80%	-1.51%	0.95%	-111.95%	-80.49%	
1994 Q2	6.72%	4.87%	5.92%	5.87%	-0.80%	1.00%	-111.95%	-79.56%	
1994 Q3	3.41%	1.53%	6.13%	6.19%	2.73%	4.66%	-19.93%	205.36%	
1994 Q4	4.06%	2.08%	5.87%	5.86%	1.81%	3.78%	-55.43%	82.01%	
1995 Q1	2.97%	1.20%	5.55%	5.37%	2.58%	4.17%	-13.14%	248.06%	
1995 Q2	4.52%	2.12%	5.62%	5.42%	1.11%	3.30%	-75.47%	55.84%	
1995 Q3	3.91%	1.53%	5.14%	4.89%	1.23%	3.36%	-68.60%	119.87%	
1995 Q4	6.27%	5.62%	4.96%	4.65%	-1.31%	-0.97%	-120.82%	-117.34%	
1996 Q1	9.20%	8.37%	5.03%	4.96%	-4.17%	-3.40%	-145.33%	-140.68%	
1996 Q2	11.50%	8.95%	5.28%	4.96%	-6.22%	-3.99%	-154.07%	-144.56%	
1996 Q3	8.46%	8.87%	5.24%	5.21%	-3.22%	-3.66%	-138.08%	-141.22%	
1996 Q4	9.38%	8.51%	5.50%	5.34%	-3.88%	-3.17%	-141.37%	-137.20%	
1997 Q1	3.99%	3.13%	5.82%	5.59%	1.83%	2.47%	-54.12%	-21.12%	
1997 Q2	4.49%	4.32%	6.02%	5.89%	1.53%	1.57%	-65.90%	-63.77%	
1997 Q3	1.82%	5.37%	5.98%	5.69%	4.16%	0.31%	128.41%	-	
1997 Q4	3.69%	4.32%	5.58%	5.29%	1.89%	0.96%	-48.72%	42.53%	
1998 Q1	3.33%	2.08%	5.39%	5.04%	2.06%	2.96%	-38.12%	42.53%	
1998 Q2	1.51%	2.95%	5.45%	5.22%	3.94%	2.27%	160.43%	-23.03%	
1998 Q3	6.15%	4.34%	4.99%	4.87%	-1.16%	0.52%	-118.93%	-86.02%	
1998 Q4	3.10%	2.54%	4.69%	4.67%	1.58%	2.12%	-48.97%	-16.48%	
1999 Q1	3.92%	5.41%	4.41%	4.35%	0.50%	-1.07%	-87.32%	-119.74%	
1999 Q2	9.65%	7.03%	4.51%	4.27%	-5.14%	-2.51%	-153.27%	-135.71%	
1999 Q3	4.16%	5.46%	4.35%	4.22%	0.19%	-1.19%	-95.50%	-121.78%	
1999 Q4	1.52%	5.35%	4.50%	4.47%	2.97%	-0.88%	95.10%	-116.47%	
2000 Q1	-1.28%	1.78%	4.39%	4.33%	5.67%	2.55%	-543.01%	42.80%	
2000 Q2	3.16%	1.85%	4.62%	4.56%	1.46%	2.71%	-53.90%	46.41%	
2000 Q3	0.49%	1.38%	4.75%	4.72%	4.26%	3.34%	765.10%	141.95%	
2000 Q4	2.22%	2.25%	4.76%	4.73%	2.54%	2.48%	14.68%	10.51%	
2001 Q1	3.84%	5.99%	4.72%	4.45%	0.88%	-1.55%	-77.02%	-145.51%	
2001 Q2	8.63%	4.63%	4.70%	4.44%	-3.93%	-0.19%	-145.51%	-104.03%	
2001 Q3	4.57%	3.81%	4.73%	4.50%	0.16%	0.69%	-96.54%	-81.85%	
2001 Q4	1.72%	2.11%	5.27%	5.11%	3.55%	3.00%	105.61%	42.43%	
2002 Q1	1.20%	3.02%	5.15%	5.13%	3.95%	2.10%	228.51%	-30.42%	
2002 Q2	1.35%	2.96%	4.98%	4.83%	1.87%	1.87%	170.04%	-36.70%	
2002 Q3	-0.43%	-1.03%	4.92%	4.80%	5.34%	5.83%	-1357.06%	-668.38%	
2002 Q4	5.41%	4.17%	4.92%	4.96%	-0.50%	0.78%	-108.15%	-81.20%	
2003 Q1	5.86%	4.68%	5.14%	5.15%	-0.72%	0.46%	-112.34%	-90.07%	
2003 Q2	6.90%	4.94%	4.93%	4.92%	-1.97%	-0.01%	-128.56%	-100.29%	
2003 Q3	8.41%	6.49%	5.03%	5.10%	-3.38%	-1.39%	-140.23%	-121.42%	
2003 Q4	6.10%	5.41%	5.10%	5.07%	-1.00%	-0.35%	-116.40%	-106.38%	
2004 Q1	7.05%	6.56%	5.14%	5.20%	-1.91%	-1.36%	-127.14%	-120.77%	
2004 Q2	5.90%	6.61%	5.23%	5.26%	-0.67%	-1.35%	-111.37%	-120.49%	
2004 Q3	3.59%	4.77%	5.34%	5.53%	1.75%	0.76%	-51.38%	-84.01%	
2004 Q4	2.13%	1.98%	5.33%	5.47%	3.19%	3.49%	49.57%	76.65%	
2005 Q1	1.18%	0.78%	5.40%	5.47%	4.22%	4.69%	259.43%	503.62%	
2005 Q2	1.97%	2.74%	5.59%	5.48%	3.62%	2.74%	83.77%	0.16%	
2005 Q3	2.54%	2.87%	5.51%	5.38%	2.97%	2.52%	16.72%	-12.25%	
2005 Q4	5.25%	6.91%	5.16%	5.09%	-0.08%	-1.82%	-101.64%	-126.37%	
2006 Q1	8.15%	8.70%	4.89%	4.96%	-3.26%	-3.74%	-140.02%	-143.03%	
2006 Q2	6.05%	2.91%	5.05%	4.88%	-1.00%	1.96%	-116.54%	-32.61%	
2006 Q3	8.78%	8.50%	5.17%	4.96%	-3.60%	-3.54%	-141.04%	-141.61%	
2006 Q4	2.58%	3.00%	5.02%	4.88%	2.45%	1.87%	-5.03%	-37.73%	
2007 Q1	3.36%	3.66%	4.93%	4.87%	1.57%	1.28%	-53.35%	-65.13%	
2007 Q2	4.14%	6.84%	4.87%	4.83%	0.72%	-2.01%	-82.59%	-129.45%	
2007 Q3	3.34%	5.36%	4.76%	4.66%	1.42%	-0.70%	-57.52%	-113.00%	
Overall Average	4.53%	4.32%	5.15%	5.06%	0.62%	0.74%	-66.65%	-49.62%	

Long-term EPS Growth - Mean Actuals vs Mean Estimates



Long-term EPS Growth - Median Actuals vs Median Estimates



End. Pd.	avg mean ret	avg median ret
March-94	7.336%	4.850%
June-94	6.724%	4.871%
September-94	3.406%	1.527%
December-94	4.058%	2.077%
March-95	2.969%	1.198%
June-95	4.516%	2.117%
September-95	3.911%	1.527%
December-95	6.268%	5.619%
March-96	9.200%	8.366%
June-96	11.505%	8.952%
September-96	8.458%	8.868%
December-96	9.379%	8.510%
March-97	3.990%	3.126%
June-97	4.486%	4.323%
September-97	1.820%	5.373%
December-97	3.688%	4.325%
March-98	3.328%	2.077%
June-98	1.511%	2.947%
September-98	6.149%	4.345%
December-98	3.105%	2.544%
March-99	3.916%	5.414%
June-99	9.653%	7.027%
September-99	4.162%	5.462%
December-99	1.524%	5.348%
March-00	-1.281%	1.784%
June-00	3.165%	1.850%
September-00	0.492%	1.380%
December-00	2.218%	2.246%
March-01	3.837%	5.994%
June-01	8.632%	4.627%
September-01	4.568%	3.813%
December-01	1.725%	2.106%
March-02	1.202%	3.025%
June-02	1.345%	2.956%
September-02	-0.425%	-1.026%
December-02	5.414%	4.174%
March-03	5.863%	4.681%
June-03	6.903%	4.935%
September-03	8.408%	6.490%
December-03	6.102%	5.412%
March-04	7.053%	6.558%
June-04	5.901%	6.609%
September-04	3.593%	4.771%
December-04	2.134%	1.976%
March-05	1.175%	0.777%
June-05	1.969%	2.739%
September-05	2.542%	2.867%
December-05	5.247%	6.915%
March-06	8.155%	8.703%
June-06	6.051%	2.912%
September-06	8.776%	8.497%

December-06	2.575%	3.004%
March-07	3.363%	3.683%
June-07	4.145%	6.839%
September-07	3.340%	5.359%

Averages

QUARTER	NUMEST	MEDEST	MEANEST	STDEV
March-93	4.6	4.62	4.48	0.808
June-93	4.8	4.5	4.408	0.75
September-93	4.4	4.398	4.298	0.558
December-93	4.8	4.334	4.336	0.622
March-94	4.444444	5.796667	5.8244444	0.8544
June-94	4.5	5.867	5.92	1.125
September-94	5.2	6.188	6.133	1.154
December-94	5.8	5.858	5.867	1.428
March-95	5.8	5.367	5.548	1.822
June-95	5.9	5.415	5.624	1.482
September-95	5.6	4.885	5.139	1.814
December-95	5.9	4.645	4.963	2.117
March-96	6	4.963	5.03	2.051
June-96	5.5	4.963	5.284	2.328
September-96	5	5.213	5.237	2.068
December-96	5.5	5.344	5.499	2.319
March-97	5.5	5.592	5.821	1.93
June-97	5.6	5.89	6.016	1.696
September-97	6	5.688	5.976	2.488
December-97	6.2	5.288	5.58	1.927
March-98	6.6	5.038	5.388	2.041
June-98	6.4	5.215	5.447	1.692
September-98	6.8	4.865	4.985	1.654
December-98	6.9	4.668	4.689	1.275
March-99	6.7	4.345	4.413	1.172
June-99	6.272727	4.518182	4.5109091	1.0364
September-99	6.454545	4.272727	4.3490909	1.1764
December-99	5.727273	4.467273	4.4963636	1.2255
March-00	5.636364	4.331818	4.3927273	1
June-00	5.636364	4.559091	4.6236364	1.1591
September-00	5.909091	4.718182	4.7490909	1.2236
December-00	5.909091	4.727273	4.7627273	1.2836
March-01	6.181818	4.445455	4.7181818	1.4273
June-01	5.909091	4.440909	4.7036364	1.3745
September-01	6.181818	4.504545	4.7263636	1.3918
December-01	5.083333	5.106667	5.2708333	1.8517
March-02	5	5.129167	5.1516667	1.8442
June-02	5.545455	4.826364	4.9781818	1.7755
September-02	5.818182	4.804545	4.9181818	1.7564
December-02	5.166667	4.958333	4.9191667	1.6117
March-03	5.25	5.145833	5.1391667	1.5717
June-03	5.083333	4.920833	4.9316667	1.7258
September-03	5.583333	5.1	5.025	1.7267
December-03	6.583333	5.066667	5.1008333	1.3333
March-04	6.916667	5.195833	5.1391667	1.2983
June-04	6.5	5.255	5.23	1.125
September-04	6.5	5.533333	5.34	1.0458
December-04	6	5.465833	5.325	1.0675
March-05	6	5.466667	5.3983333	1.1925
June-05	5.5	5.483333	5.5866667	1.385

September-05	4.916667	5.383333	5.5083333	1.4942
December-05	4.5	5.091667	5.1608333	1.2008
March-06	4.333333	4.958333	4.8916667	1.18
June-06	4.416667	4.875	5.05	1.3792
September-06	4.833333	4.961667	5.1741667	1.0625
December-06	4.333333	4.875	5.0208333	0.8775
March-07	5	4.966667	4.9316667	0.9492
June-07	5.333333	4.825	4.8666667	1.025
September-07	5.583333	4.6625	4.7591667	1.1025
December-07	4.833333	4.5375	4.555	0.9975

Company Name	Ticker Sym	Proj EPS Growth Rate
'mktg inc.'	CMKG	
1-800-ATTORNEY Inc	ATTY	
1-800-FLOWERS.COM	FLWS	
1/100 DOW JONES IND. AVG.	DJX.I	
1image Software Inc	ISOL	
1st Centennial Bancorp	FCEN	
1st Century Bancshares Inc	FCTY	
1st Colonial Bancorp Inc	FCOB	
1st Constitution Bancorp	FCCY	15
1st Pacific Bancorp CA	FPBN	
1st Source Corp.	SRCE	
21st Century Hldg Co.	TCHC	
247MGI Inc	TOFS	
360 Global Wine Company	TSIXQ	
3D Systems	TDSC	11.5
3M Company	MMM	5
3PAR Inc	PAR	31.25
3SBio Inc	SSRX	
4Kids Entmt Inc	KDE	
4net Software Inc	FNSI	
7 Days Group Holdings Ltd	SVN	
8x8 Inc	EGHT	
99(Cents) Only Stores	NDN	42
A C Moore Arts & Crafts	ACMR	15
A-Power Energy Generation Sys	APWR	
A.D.A.M. Inc	ADAM	
A.H. Belo	AHC	
A123 Systems	AONE	
a21 Inc	ATWOQ	
AAON Inc.	AAON	
AAR Corp.	AIR	7.5
Aaron's Inc.	AAN	10
Aastra Technologies Ltd.	AAH.TO	
Aastrom Biosciences	ASTM	
Abatix Corp	ABIX	
Abaxis Inc.	ABAX	14
ABB Ltd	ABB	6
Abbott Labs.	ABT	10.5
Abercrombie & Fitch	ANF	-8.5
Aberdeen Asia-Pac. Fd.	FAX	
Aberdeen Australia Fd.	IAF	
Abington Bancorp Inc	ABBC	
ABIOMED Inc.	ABMD	
AbitibiBowater Inc	ABWTQ	
Able Energy Inc	ABLE	
ABM Industries Inc.	ABM	12.5

AboveNet	ABVT	30.5
Abraxas Petrol	AXAS	
Abraxis BioScience	ABII	
Abviva Inc	ABVV	
Acacia Research Corp.	ACTG	
Acadia Pharmaceuticals Inc	ACAD	
Acadia Rlty Trust	AKR	6
Acceler8 Technology Corp	AXK	
Accelrys Inc	ACCL	17
Accentia Biopharmaceuticals	ABPIQ	
Accenture Plc	ACN	8.5
Acceptance Insurance Companies	AICIQ	
Access National Corp.	ANCX	
Access Pharmaceuticals Inc	ACCP	
Access to Money Inc.	AEMI	
Access Worldwide Comm	AWWC	
Accesspoint Corp /NV/	ASAP	
ACCO Brands	ABD	39.5
Accuray Inc	ARAY	35
Accuride Corporation	AURDQ	
ACE Limited	ACE	4.5
Acergy SA	ACGY	
Aceto Corp.	ACET	
Achillion Pharm.	ACHN	
ACI Worldwide	ACIW	8.5
ACME Communications Inc	ACME	
Acme Packet	APKT	24
Acme United Corp.	ACU	
ACNB Corporation	ACNB	
Acorda Therapeutics Inc	ACOR	25
Acorn Energy Inc.	ACFN	
Acorn International Inc	ATV	
Acrogenomics inc	AGNM	
ACS Motion Control Ltd	ACSEF	
ACT Teleconferencing	ACTT	
Actel Corp.	ACTL	
Action Products Intl	APII	
Actions Semiconductor Co Ltd	ACTS	
ActionView Int'l Inc	AVEW	
Active Power	ACPW	
ActiveCore Technologies Inc	ATVE	
ActivIdentity Corp	ACTI	
Activision Blizzard	ATVI	
Actuant Corp.	ATU	5
Actuate Corporation	ACTU	20
Acuity Brands	AYI	5.5
AcuNetx Inc	ANTX	

Acura Pharmaceuticals Inc	ACUR	
Acusphere Inc	ACUS	
Axiom Corp.	ACXM	15
ADA-ES Inc	ADES	
Adamis Pharmaceuticals Corp	ADMP	
Adams Express	ADX	
Adams Golf Inc.	ADGF	
Adams Resources & Energy	AE	
Adaptec Inc.	ADPT	33.5
ADC Telecom.	ADCT	17.5
ADCARE Health Systems Inc	ADK	
Addus HomeCare Corp	ADUS	
ADDvantage Technologies	AEY	
Adeona Pharmaceuticals Inc	AEN	
Adept Technology Inc	ADEP	
Adex Media Inc.	ADXM	
Adherex Technologies INC	AHX.TO	
Adino Energy Corp	ADNY	
Adm Tronics Unlimited Inc	ADMT	
Administaff Inc	ASF	15
Adobe Systems	ADBE	10.5
Adolor Corp	ADLR	
AdStar Inc	ADST	
ADTRAN Inc.	ADTN	7
Advance Amer Cash Advance Ctrs	AEA	15
Advance Auto Parts	AAP	16.5
Advance Nanotech Inc	AVNA	
Advanced Analogic Tech. Inc.	AATI	25
Advanced Battery Technologies	ABAT	
Advanced Biophotonics Inc	ABPH	
Advanced Energy	AEIS	
Advanced Engine Technologies I	AENG	
Advanced Environ Recycling Tec	AERT	
Advanced Growing Systems Inc	AGWS	
Advanced ID Corp.	AIDO	
Advanced Life Sciences Hldgs	ADLS	
Advanced Materials Grp	ADMGQ	
Advanced Micro Dev.	AMD	
Advanced Oxygen Technologies	AOXY	
Advanced Photonix	API	
Advanced Plant Pharmaceuticals	APPI	
Advanced Refractive Technols	ARFR	
Advanced Viral Research Corp	ADVR	
AdvanSource Biomaterials Corp	ASB	
Advant-E Corporation	ADVC	
Advanta Corp. 'A'	ADVNO	
Advent Software	ADVS	25

ADVENTRX Pharmaceuticals Inc.	ANX	
Advisory Board	ABCO	6.5
Advocat Inc	AVCA	
AECOM Techn.	ACM	13.5
Aecon Group Inc	ARE.TO	
Aegean Marine Petro Network	ANW	
Aegis Assessments Inc	AGSI	
AEGON	AEG	0.5
Aehr Test Systems	AEHR	
Aeolus Pharmaceuticals Inc	AOLS	
AEP Industries	AEPI	
Aero Grow International Inc	AERO	
AeroCentury Corp	ACY	
Aeropostale	ARO	18.5
Aerosonic Corp.	AIM	
AeroVironment	AVAV	12.5
AES Corp.	AES	7
AEterna Zentaris Inc	AEZ.TO	
Aethlon Medical Inc	AEMD	
Aetna Inc.	AET	5
Aetrium Inc	ATRM	
AFC Enterprises Inc	AFCE	10
Affiliated Managers	AMG	11.5
Affinity Tech Group	AFFIQ	
Affirmative Ins. Hldgs	AFFM	
Affymax Inc.	AFFY	30
Affymetrix Inc.	AFFX	
Aflac Inc.	AFL	16
AFP Imaging	AFPC	
African Diamond Company Inc	AFDM	
Aftersoft Group Inc	ASFG	
AGA Medical Holdings Inc	AGAM	27.75
AGCO Corp.	AGCO	10
AGF Management Ltd. 'B'	AGF/B.TO	
AgFeed Industries Inc.	FEED	
Agilent Technologies	A	5.5
Agilysys Inc.	AGYS	
AGL Resources	AGL	3.5
Agnico-Eagle Mines	AEM	15.5
Agree Rlty Corp	ADC	3.5
Agria Corp	GRO	
Agrium Inc.	AGU	9.5
AHPC Holdings Inc	GLOV	
Air Industries Group Inc	AIRI	
Air Methods Corp	AIRM	20
Air Products & Chem.	APD	7
Air T Inc	AIRT	

Air Transport Services Grp.	ATSG	
Aircastle Ltd.	AYR	6.5
Airgas Inc.	ARG	10.5
Airmedia Group Inc	AMCN	
Airspan Networks Inc	AIRO	
AirTran Hldgs. Inc.	AAI	68.5
Airtrax Inc	AITX	
AJS Bancorp Inc	AJSB	
AK Steel Holding	AKS	23
Akamai Technologies	AKAM	9
Akeena Solar Inc	AKNS	
Akesis Pharmaceuticals Inc	AKESQ	
Akorn Inc.	AKRX	
Aksys Ltd	AKSY	
Alabama Aircraft Inds. Inc.	AAII	
Alamo Group	ALG	
Alamogordo Finl Corp	ALMG	
Alanco Technologies Inc.	ALAN	
Alaska Air Group	ALK	17
Alaska Communic.	ALSK	14
Alaska Pacific Bancshares Inc	AKPB	
Albany Int'l 'A'	AIN	-1.5
Albany Molecular	AMRI	6.5
Albemarle Corp.	ALB	10
Alberto-Culver	ACV	14
Alcatel-Lucent ADR	ALU	
Alcoa Inc.	AA	14
Alcon Inc.	ACL	9
Alderox Inc	AROX	
Aldila Inc.	ALDA	
Alexander & Baldwin	ALEX	3
Alexanders Inc.	ALX	
Alexandria Real Estate	ARE	5.63
Alexion Pharmac.	ALXN	33.38
Alexza Pharmaceuticals Inc.	ALXA	
Alfacell Corp	ACEL	
Algoma Central Corp.	ALC.TO	
Alico Inc.	ALCO	
Align Techn.	ALGN	27.5
Alimentation Couche-Tard Inc	ATDA.TO	
Alimentation Couche-Tard Inc.	ATDB.TO	
ALJ Regional Hlds Inc	ALJJ	
Alkermes Inc.	ALKS	41
All Amer Semiconductor	SEMIQ	
All-American Sportpark Inc	AASP	
Alleghany Corp.	Y	3.5
Allegheny Energy	AYE	5.5

Allegheny Techn.	ATI	3.5
Allegheny Valley Bancorp Inc.	AVLY	
Alliegiant Travel	ALGT	25
Allegro Biodiesel Corporation	ABDS	
Allergan Inc.	AGN	15
ALLETE	ALE	-0.5
Alliance Bancorp Inc of PA	ALLB	
Alliance Bancshares Ca.	ABNS	
Alliance Bankshares Corp	ABVA	
Alliance Data Sys.	ADS	12.5
Alliance Fiber Optic	AFOP	
Alliance Financial Corp	ALNC	7
Alliance HealthCare Svcs Inc.	AIQ	12.67
Alliance Holdings GP LP	AHGP	8
Alliance One International	AOI	
Alliance Pharmaceutical Corp	ALLP	
Alliance Resource	ARLP	9
Alliance Semiconductor	ALSC	
AllianceBernstein Hldg.	AB	-4
AllianceBernstein Income	ACG	
Alliant Energy	LNT	7
Alliant Techsystems	ATK	5
Allied Defense Group Inc	ADG	
Allied First Bancorp Inc.	AFBA	
Allied Healthcare Intl Inc	AHCI	13
Allied Hlthcare Prod	AHPI	13
Allied Motion Technologies In	AMOT	
Allied Nevada Gold Corp	ANV	
Allied Security Innovations	ADSV	
Allied World Assurance Hldgs	AWH	
Allin Corporation	ALLN	
Allis-Chalmers (NEW)	ALY	
Allos Therapeutics Inc	ALTH	
Allot Communications Ltd	ALLT	
Alloy Inc.	ALOY	19.5
Allscripts-Misys Hlth.	MDRX	12
Allstate Corp.	ALL	0.5
Almaden Minerals Ltd	AMM.TO	
Almost Family Inc	AFAM	20
Alnylam Pharmac.	ALNY	
Alon USA Energy Inc	ALJ	
Along Mobile Technology Inc	AGMB	
Alpha Natural Res.	ANR	15.5
Alpha Pro Tech Ltd	APT	15
Alpha Trade.Com	APTDE	
alpha-En Corp	ALPE	
AlphaRx Inc	ALRX	

Alphatec Holdings Inc	ATEC	
Alpine Group	APNI	
ALR Technologies Inc.	ALRT	
Alseres Pharmaceuticals Inc	ALSE	
Altair Nanotechnologies Inc	ALTI	25
Altera Corp.	ALTR	11
Alternate Marketing Networks	ALTM	
Alternative Construction Tech	ACCY	
Altex Ind	ALTX	
AltiGen Communications Inc	ATGN	
Altisource Portfolio Solutions	ASPS	20
Altra Holdings Inc.	AIMC	11.5
Altria Group	MO	
Altus Pharmaceuticals Inc	ALTUQ	
AlumiFuel Power Corp	AFPW	
Alvarion Ltd	ALVR	22.5
Amacore Group Inc	ACGI	
AMAG Pharmaceuticals Inc.	AMAG	
Amanasu Environment Corp.	AMSU	
Amarillo Biosciences	AMAR	
Amarin Corporation PLC	AMRN	
Amazon.com	AMZN	30.5
AMB Finl Corp	AMFC	
AMB Property	AMB	23.04
Ambac Fin'l Group	ABK	
Ambase Corp	ABCP	
Ambassadors Group Inc	EPAX	15
Ambassadors Intl Inc	AMIE	
Ambient Corp /NY	ABTG	
AMCOL Int'l	ACO	8.5
AMCON Distributing Co.	DIT	
AMCORE Financial	AMFI	
Amdocs Ltd.	DOX	6
Amedia Networks Inc	AANI	
Amedisys Inc.	AMED	13.5
AMEN Properties Inc	AMEN	
Amer Bilrite Inc.	ABL	
Amer Equity Investment Life	AEL	12
Amer. Axle	AXL	
Amer. Capital Ltd.	ACAS	-13.5
Amer. Eagle Outfitters	AEO	5
Amer. Elec. Power	AEP	3
Amer. Express	AXP	4
Amer. Financial Group	AFG	5.5
Amer. Greetings	AM	17.5
Amer. Int'l Group	AIG	
Amer. Locker Group	ALGI	

Amer. Med. Sys.	AMMD	55
Amer. Nat'l Ins.	ANAT	
Amer. Oriental Bioengineering	AOB	
Amer. Pacific	APFC	
Amer. Physicians Capital	ACAP	
Amer. Physicians Service Gp	AMPH	10
Amer. Reprographics Co.	ARP	10
Amer. Science & Eng. Inc.	ASEI	16.5
Amer. Shared Hosp Service	AMS	
Amer. Software 'A'	AMSWA	
Amer. States Water	AWR	6.5
Amer. Superconductor	AMSC	
Amer. Tower 'A'	AMT	28
Amer. Vanguard Corp.	AVD	11
Amer. Water Works	AWK	70
Amer. Woodmark	AMWD	6
AmerAlia Inc	AALA	
AMERCO	UHAL	10
Ameren Corp.	AEE	0.5
Ameriana Bancorp	ASBI	
America Movil	AMX	11
America Service Group	ASGR	
America's Car Mart Inc	CRMT	15
America's Suppliers Inc	AASL	
American Ammunition Inc.	AAMUQ	
American Apparel Inc.	APP	25
American Bank Inc.	AMBK	
American Bio Medica Corp	ABMC	
American Business Bank	AMBZ	
American Campus Communities	ACC	7.63
American Caresource Holdings	ANCI	
American Commercial Lines Inc	ACLI	
American Community Newspapers	ACNIQ	
American Consol. Mgmt Grp Inc	ACMI	
American Dairy Inc.	ADY	
American Defense Systems Inc.	EAG	
American Dental Partners	ADPI	17.5
American DG Energy Inc.	ADGE	
American Electric Tech	AETI	
American Energy Production In	AENP	
American Home Food Prods Inc	AHFP	
American HomePatient	AHOM	
American Independence Corp	AMIC	
American International Indust	AMIN	
American Italian Pasta Co	AIPC	8
American Learning Corp	ALRN	
American Lorain Corporation	ALN	

American Medical Alert	AMAC	
American Medical Tech Inc	ADLI	
American Metal & Tech. Inc	AMGY	
American Mold Guard Inc	AMGI	
American Mortgage Acceptance	AMOA	
American Natl Bnkshrs Inc VA	AMNB	
American Oil & Gas Inc	AEZ	
American Petro-Hunter Inc.	AAPH	
American Public Education Inc	APEI	32.5
American Racing Capital Inc	AMRA	
American Railcar Inds	ARII	15
American River Bankshares	AMRB	
American Safety Insurance Grou	ASI	
American Soil Technologies Inc	SOYL	
American Technologies Grp Inc	ATGR	
American Telecom Services Inc	ATEL	
American Tonerserv Corp.	ASVP	
American Vantage Companies	AVCS	
American Wagering Inc	BETM	
American West Bancorporation	AWBC	
AmeriChip International Inc	ACII	
AmeriCredit Corp.	ACF	11.25
AmeriGas Partners	APU	8.35
Amerigon Inc.	ARGN	12.5
AMERIGROUP Corp	AGP	11.33
Ameriprise Fin'l	AMP	12
Ameris Bancorp	ABCB	
Amerisafe Inc.	AMSF	
AmeriServ Finl Inc	ASRV	
AmerisourceBergen	ABC	11.5
Ameristar Casinos Inc.	ASCA	11.15
Ameritrans Cap Corp	AMTC	
Amerityre Corporation	AMTY	
Ameron Int'l	AMN	8
Ames National Corp	ATLO	
Ametek Inc.	AME	7.5
Amgen	AMGN	8.5
AMICAS Inc	AMCS	
Amicus Therapeutics Inc	FOLD	
Amistar Corp.	AMTA	
Amkor Technology	AMKR	3
AML Communications Inc	AMLJ	
AMN Healthcare	AHS	5
AMNEX Inc	AMXIQ	
Ampal-Amer. Israel	AMPL	
Ampco-Pittsburgh	AP	10
Amphenol Corp.	APH	12

AMR Corp.	AMR	
AMREP Corp.	AXR	
AmSurg Corp 'A'	AMSG	11.39
Amtech Systems Inc	ASYS	
AmTrust Financial Services	AFSI	
Amylin Pharm.	AMLN	
Anadarko Petroleum	APC	4
ANADIGICS Inc.	ANAD	
Anadys Pharmaceuticals Inc	ANDS	
Analog Devices	ADI	7.5
Analogic Corp.	ALOG	17.5
Analysts Int'l	ANLY	
Anaren Inc.	ANEN	15
Ancestry.com Inc	ACOM	16.33
Anchor BanCorp WI	ABCW	4
Anchor Funding Services Inc.	AFNG	
Andatee China Marine Fuel Svcs	AMCF	
Andes Gold Corp	AGCZ	
Andrea Electronics	ANDR	
Andrew Peller Ltd 'A'	ADW/A.TO	
Andrew Peller Ltd.	ADW/B.TO	
Anesiva Inc	ANSVQ	
Angeion Corp.	ANGN	
AngelCiti Entertaimnet Inc.	AGCI	
AngioDynamics	ANGO	39.5
Angiotech Pharm. Inc.	ANPI	
Anglo Swiss Res Inc	ASWRF	
AngloGold Ashanti ADR	AU	14.5
Anika Therapeutics Inc.	ANIK	
Animal Health Intl Inc	AHII	15
Anixter Int'l	AXE	4
Annaly Capital Mgmt.	NLY	
Annapolis Bancorp Inc.	ANNB	
AnnTaylor Stores	ANN	-2.5
Anooraq Resources Corp	ANO	
Answers Corporation	ANSW	
ANSYS Inc.	ANSS	15.5
Antares Pharma Inc	AIS	
ante4 Inc.	ANTF	
Anthera Pharmaceuticals Inc	ANTH	
Anthony Clark Int'l Insurance	ACKBF	
Anthracite Cap Corp	ACPIQ	
Antigenics Inc.	AGEN	
ANTs software inc	ANTS	
Aon Corp.	AON	14
Aoxing Pharmaceutical Co	AXN	
AP Pharma Inc	APPA	

APAC Customer Services	APAC	15
Apache Corp.	APA	10
Apartment Investment	AIV	
Apco Oil and Gas Int'l Inc	APAGF	
Apex Silver Mines	APXSQ	
Apogee Enterprises	APOG	2.5
Apogee Technology Inc.	ATCS	
Apollo Gold Corp	AGT	
Apollo Group `A`	APOL	14
Apollo Investment	AINV	
Apollo Resources Internationa	AOOR	
Apollo Solar Energy Inc	ASOE	
Apolo Gold & Energy Inc	APLLE	
Appalachian Bancshares Inc	APAB	
Appiant Technologies	APPS	
Apple Inc.	AAPL	23
Appliance Recycling Center	ARCI	
Applied DNA Sciences Inc	APDN	
Applied Energetics Inc	AERG	
Applied Ind'l Techn.	AIT	8.5
Applied Materials	AMAT	16.5
Applied Micro	AMCC	
Applied Minerals Inc	AMNL	
Applied Nanotech Hldgs Inc	APNT	
Applied NeuroSolutions Inc	APSN	
Applied Science Products Inc	APLD	
Applied Signal Techn.	APSG	12
Approach Resources Inc	AREX	17
AppTech Corp	APCX	
AptarGroup	ATR	9.5
Aqua America	WTR	11.5
Aquis Communications	AQIS	
Arabian Amer Dev Co	ARSD	
Aradigm Corp	ARDM	
Arbinet Corp	ARBX	
Arbitron Inc.	ARB	11.5
Arbor Mem Svcs Inc.	ABOA.TO	
Arbor Memorial Services Inc	ABO/B.TO	
Arc Wireless Solutions Inc	ARCW	
ARCA biopharma Inc	ABIO	
Arcadia Resources Inc	KAD	
ArcelorMittal	MT	2.5
Arch Cap Group Ltd	ACGL	12
Arch Chemicals	ARJ	8.5
Arch Coal	ACI	2.5
Archer Daniels Midl'd	ADM	2
Archipelago Learning Inc	ARCL	

Archon Corp	ARHN	
Arcland Energy Corp.	ACLY	
ArcSight Inc	ARST	19.8
Arctic Cat Inc	ACAT	10
Ardea Biosciences Inc	RDEA	
Arden Group 'A'	ARDNA	
Arena Pharmaceuticals Inc	ARNA	25
Arena Resources Inc	ARD	15
Argan Inc.	AGX	
Argo Group International	AGII	
Argon ST	STST	13
Argonaut Technologies Inc	AGNT	
Argyle Security Inc.	ARGL	
ARI Network Services	ARIS	
Ariad Pharm. Inc	ARIA	
Ariba Inc.	ARBA	
Ark Restaurants Corp.	ARKR	
Arkados Group Inc	AKDS	
Arkansas Best	ABFS	6
Arlington Asset Investment	AI	
Arlington Hospitality Inc	HOST	
Armanino Foods of Distinction	AMNF	
Armstrong World Inds.	AWI	7.5
Arotech Corporation	ARTX	
ArQule Inc	ARQL	
Array BioPharma Inc	ARRY	
Arrhythmia Res Tech	HRT	
Arris Group	ARRS	7
Arrow Electronics	ARW	9.5
Arrow Financial	AROW	6.9
Arrow Resources Development	ARWD	
Arrowhead Research Corp.	ARWR	
Art Technology	ARTG	23
Art's-Way Manufacturing	ARTW	
Artes Medical Inc	ARTEQ	
Artesian Res Corp	ARTNA	
Artesian Resources Corp	ARTNB	
ArthroCare Corp.	ARTC	15
Artificial Life Inc	ALIF	
Artio Global Investors Inc	ART	
ARTISTdirect Inc	ARTD	
Aruba Networks Inc	ARUN	41.5
ArvinMeritor	ARM	41.5
ARYx Therapeutics Inc	ARYX	
ASA INTL LTD	ASAL	
ASA Ltd.	ASA	
ASAT Holdings Limited (ADS)	ASTTY	

Asbury Automotive	ABG	8.5
Ascendant Solutions Inc	ASDS	
Ascendia Brands Inc	ASCBQ	
Ascent Media Corporation	ASCMA	
Ascent Solar Technologies Inc	ASTI	
Asconl Corp	ASCD	
Ashland Inc.	ASH	11.5
Asia Pacific Wire & Cable	AWRCF	
Asia Time Corp	ATYM	
AsialInfo Holdings Inc	ASIA	
Asiamart Inc	AAMA	
ASML Holding N.V.	ASML	18.65
Aspen Exploration Corporation	ASPN	
Aspen Group Resources Corp	ASRPF	
Aspen Insurance Hldgs Ltd	AHL	15
Aspen Technology Inc.	AZPN	10
AspenBio Pharma Inc	APPY	
Aspyra Inc	APYI	
Asset Acceptance Capital Corp	AACC	11
Assisted Living Concepts Inc.	ALC	10
Assoc. Banc-Corp	ASBC	10
Associated Estates	AEC	
AssuranceAmerica Corporation	ASAM	
Assurant Inc	AIZ	8.5
Assured Guaranty	AGO	16.5
Assured Pharmacy Inc	APHY	
Asta Funding Inc	ASFI	10
Astea Intl Inc	ATEA	
Astec Inds.	ASTE	4
Astoria Financial	AF	4.5
Astral Media Inc. 'A'	ACM/A.TO	
Astralis Pharmaceuticals Ltd	ASTR	
AstraZeneca PLC	AZN	
Astro-Med	ALOT	
Astronics Corp	ATRO	
Astrotech Corp	ASTC	
Asure Software Inc	ASUR	
AT&T Inc.	T	5.5
ATA Inc	ATAI	20
ATC Healthcare Inc	AHNA	
ATC Techn.	ATAC	30.5
Atco Ltd	ACOEY.TO	
ATCO Ltd.	ACO/X.TO	
athenahealth	ATHN	
Atheros Communications	ATHR	20.71
Athersys Inc	ATHX	
Atlantic American Corp	AAME	

Atlantic Bancgroup Inc	ATBC	
Atlantic Coast Federal Corp.	ACFC	
Atlantic So. Financial Grp Inc	ASFN	
Atlantic Tele-Network	ATNI	19.5
Atlantis Plastics	ATPL	
Atlas Air Worldwide	AAWW	7
Atlas Energy Inc	ATLS	30
Atlas Pipeline Holdings LP	AHD	
Atlas Pipeline Partners L.P.	APL	
Atlas Technologies Group Inc	ATYG	
Atmel Corp.	ATML	44.5
ATMI Inc.	ATMI	3.5
Atmos Energy	ATO	5.5
ATP Oil & Gas Corp	ATPG	
AtriCure Inc	ATRC	
Atrinsic Inc	ATRN	
Atrion Corp	ATRI	
ATS Automation Tooling Systems	ATA.TO	
ATS Corp	ATSC	
ATS Medical	ATSI	17.5
ATSI Communications	ATSX	
Attunity Ltd	ATTUF	
Atwood Oceanics	ATW	
Auburn Natl Bancorp	AUBN	
AudioCodes Ltd.	AUDC	
Audiovox 'A'	VOXX	
Augusta Resource Corp	AZC	
Aura Systems	AUSI	
Aurizon Mines Ltd	AZK	
Aurora Gold Corp	ARXG	
AuthenTec Inc	AUTH	32.5
Authentidate Hldg Corp	ADAT	
Auto Data Network Inc	ADNW	
Autobyte Inc	ABTL	
AutoChina International Inc	AUTC	
Autodesk Inc.	ADSK	7
AutoImmune Inc.	AIMM	
Autoinfo Inc.	AUTO	
Autoliv Inc.	ALV	12
Automatic Data Proc.	ADP	9
AutoNation Inc.	AN	7
Autonomy Corporation	AUTNF	
AutoZone Inc.	AZO	13.5
Auxilio Inc.	AUXO	
Auxilium Pharmaceuticals Inc	AUXL	30
Avago Technologies	AVGO	15
Avalon Correctional Svcs Inc.	CITY	

Avalon Hldgs Corp	AWX	
Avalon Oil and Gas Inc	AOGN	
AvalonBay Communities	AVB	
Avanir Pharmaceuticals	AVNR	
Avantair Inc	AAIR	
Avatar Holdings	AVTR	
Avatech Solutions Inc	AVSO	
AVAX Technologies Inc	AVXT	
Avensys Corporation	AVNY	
Aventine Renewable Energy Hld	AVRNQ	
Avenue Group Inc.	AVNU	
Aveo Pharmaceuticals Inc	AVEO	
Avery Dennison	AVY	2
AVI BioPharma Inc	AVII	
Aviat Networks Inc	AVNW	11
Avid Technology	AVID	41
Avis Budget Group	CAR	
Avista Corp.	AVA	6.5
Avistar Communications Corp	AVSR	
Avitar Inc New	AVTI	
Aviza Technology Inc	AVZAQ	
Avnet Inc.	AVT	3
Avon Products	AVP	13
AVP Inc	AVPI	
AvStar Aviation Group Inc	AAVG	
AVVAA World Health Care Prods	AVVH	
AVX Corp.	AVX	4.5
Aware Inc Mass	AWRE	
Axcelis Technologies Inc	ACLS	
Axcess International Inc	AXSI	
Axesstel Inc	AXST	
Axial Vector Engine Corp	AXVC	
Axion International Hldgs Inc	AXIH	
Axion Power International	AXPW	
Axis Capital Holdings Ltd	AXS	14.2
AXT Inc	AXTI	
AZZ Inc.	AZZ	12
B Communications Ltd	BCOM	
B&G Foods Inc	BGS	8.5
B+H Ocean Carriers	BHO	
b-Fast Corp	BFTC	
B.O.S. Better OnLine Solution	BOSC	
B2Digital Inc	BTDG	
BAB Inc	BABB	
Babcock & Brown Air Ltd	FLY	
BackWeb Technologies Ltd	BWEBF	
Badger Income Fund	BADU.TO	

Badger Meter	BMI	9
Badger Paper Mills Inc.	BPMI	
Baidu Inc	BIDU	
Baker (Michael) Corp.	BKR	
Baker Hughes	BHI	-2.5
Bakers Footwear Group inc	BKRS	
Balaton Power Inc	BPWRF	
Balchem Corp	BCPC	
Baldor Electric	BEZ	6
Baldwin & Lyons	BWINA	
Baldwin & Lyons Inc.'B'	BWINB	
Baldwin Technology Co.	BLD	
Ball Corp.	BLL	9
Ballantyne Strong Inc	BTN	
Ballard Power Sys.	BLDP	
Ballistic Recovery Systems	BRSI	
Bally Technologies	BYI	15
Baltic Trading Ltd	BALT	
BancFirst Corp. OK	BANF	8
Bancinsurance Corp	BCIS	
Banco Latinoamericano S.A.	BLX	6.7
Bancolombia S.A.	CIB	
Bancorp of New Jersey	BKJ	
Bancorp Rhode Island Inc	BARI	
BancorpSouth	BXS	5.5
BancTrust Financial Group Inc	BTFG	
Bank Mutual Corp	BKMU	
Bank of America	BAC	
Bank of Commerce	BOCH	
Bank of East Asia Limited	BKEAY	
Bank of Florida Corporation	BOFL	
Bank Of Granite	GRAN	
Bank of Hawaii	BOH	3.5
Bank Of Kentucky Financial Cor	BKYF	
Bank of Marin Bancorp	BMRC	10.25
Bank of McKenney	BOMK	
Bank of Montreal	BMO.TO	8.5
Bank of New York Mellon	BK	9.5
Bank of Nova Scotia	BNS.TO	9
Bank of the Carolinas Corp	BCAR	
Bank of the James Fin'l Grp	BOJF	
Bank of the Ozarks	OZRK	10.6
Bank South Carolina	BKSC	
BankAtlantic Bancorp Inc.	BBX	
BankFinancial Corp	BFIN	
Banks.com Inc	BNX	
BankUnited Finl Corp	BKUNQ	

Banner Corp	BANR	
Banro Corporation	BAA	
Bar Harbor Bankshares	BHB	
Bard (C.R.)	BCR	10.5
Barnes & Noble	BKS	3
Barnes Group	B	5.5
Barnwell Industries	BRN	
Barrett Bus. Svcs	BBSI	30
Barrick Gold	ABX	-2.5
Barzell Industries Inc	TPUTQ	
Basic Earth Science Sys Inc	BSIC	
Basic Energy Services Inc.	BAS	
Basin Water Inc.	BWTRQ	
Bassett Furniture	BSET	
Baxter Int'l Inc.	BAX	13.5
Bay Banks of Virginia Inc	BAYK	
Bay National Corp	BAYN	
BayHill Capital Corp.	BYHL	
Baylake Corp	BYLK	
Bayou City Exploration Inc	BYCX	
Baytex Energy Trust	BTE	
BB&T Corp.	BBT	2.5
BCB Bancorp Inc	BCBP	
BCB Holdings Ltd	BCBHF	
BCE Inc.	BCE	5.5
BCSB Bancorp Inc	BCSB	
BE Aerospace	BEAV	5.5
BE Semiconductor Inds NV	BESY	
Beach First Natl Bancshares	BFNB	
Beacon Enterprise Solutions Gr	BEAC	
Beacon Federal Bancorp Inc.	BFED	
Beacon Power Corp	BCON	
Beacon Roofing Supply Inc	BECN	12.9
Beasley Broadcast Group Inc	BBGI	
Beazer Homes USA	BZH	
bebe stores inc	BEBE	-29
Beckman Coulter	BEC	10.5
Becton Dickinson	BDX	9.5
Bed Bath & Beyond	BBBY	8
Beicang Iron & Steel Inc	BEIC	
Bel Fuse Inc /NJ	BELFB	
Bel Fuse Inc.	BELFA	
Belden Inc.	BDC	5
Bell Inds.	BLLI	
Bell Microproducts	BELM	
BELLUS Health Inc	BLUS	
Belo Corp. 'A'	BLC	

Bemis Co.	BMS	12
Benchmark Bankshares Inc	BMBN	
Benchmark Electronics	BHE	12
Beneficial Mutual Bancorp Inc	BNCL	
Benetton Group S.p.A. ADR	BNGPY	
Benihana Inc	BNHN	20
Bennet Environmental Inc	BEVFF	
BEO Bancorp	BEOB	
Berkeley Technology Ltd	BKLYY	
Berkley (W.R.)	WRB	5.5
Berkshire Bancorp Inc	BERK	
Berkshire Hathaway	BRK/A	
Berkshire Hills Bancorp Inc	BHLB	
Berliner Communications Inc	BERL	
Berry Petroleum `A'	BRY	10
Best Buy Co.	BBY	4.5
Best Energy Services Inc	BEYSE	
Betawave Corporation	BWAVD	
Beverly Hills Bancorp Inc	BHBC	
BFC Financial Corp	BFCF	
BFC Financial Corp.	BFCFB	
BGC Partners Inc.	BGCP	19.5
BGI Inc	BGII	
BHP Billiton Ltd. ADR	BHP	8.5
Bidz.com Inc	BIDZ	30
Big 5 Sporting Goods	BGFV	9.5
Big Buck Brewery & Steakhouse	BBUCQ	
Big Lots Inc.	BIG	13
BigBand Networks	BBND	21.5
Biglari Hldgs.	BH	49.5
Bill Barrett Corp	BBG	10
Biloxi Marsh Lands Corp	BLMC	
Bimini Capital Management Inc	BMNM	
Bingo.com Ltd.	BNGOF	
BIO-key International Inc	BKYI	
Bio-Rad Labs 'B'	BIO/B	
Bio-Rad Labs. 'A'	BIO	11
Bio-Reference Labs Inc	BRLI	17.67
Bioanalytical Systems	BASI	
BioClinica Inc	BIOC	
BioCryst Pharm Inc.	BCRX	
BioCurex Inc.	BOCX	
Biodel Inc	BIOD	
BioDelivery Sciences Int'l	BDSI	
Biofield Corp	BZEC	
BioForce Nanosciences Hldgs	BFNH	
BioFuel Energy Corp	BIOF	

Biogen Idec Inc.	BIIB	7
Bioheart Inc	BHRT	
Bioject Medical Tech	BJCT	
BioLargo Inc.	BLGO	
BioLase Technology Inc	BLTI	
BioLife Solutions Inc	BLFS	
BioMarin Pharmac.	BMRN	80
BioMed Realty Trust Inc	BMR	6
Biomedical Tech. Solutions	BMTLE	
Biomerica Inc.	BMRA	
BioMimetic Therapeutics Inc.	BMTI	35
Bionovo Inc	BNVI	
Biopack Environmental Solutio	BPAC	
Biophan Technologies Inc	BIPH	
Biopure Corp	BPURQ	
BIOQUAL Inc	BIOQ	
Bioquest Technologies Inc	BQST	
BioSante Pharmaceuticals Inc.	BPAX	
BioScrip Inc	BIOS	25
BioSpecifics Tech. Corp	BSTC	
BioSphere Medical Inc.	BSMD	
Biostar Pharmaceuticals Inc.	BSPM	
Biosyntech Inc	BSYI	
Biotime Inc.	BTIM	
Biotransplant Inc	BTRNQ	
Biovail Corp.	BVF	
Birks & Mayors Inc	BMJ	
Birner Dental Management Svcs	BDMS	
Bison Instruments Inc	BSOI	
Bitstream Inc	BITS	
BJ Services	BJS	7.5
BJ's Restaurants	BJRI	16
BJ's Wholesale Club	BJ	10.5
BKF Capital Group Inc	BKFG	
Black Box	BBOX	7.5
Black Dragon Resource Cos Inc	BDGR	
Black Hills	BKH	8.5
Blackbaud Inc	BLKB	15
Blackboard Inc.	BBBB	76.5
Blackhawk Bancorp Inc	BHWB	
BlackRock Inc.	BLK	15
Blackstone Group LP	BX	
Blast Energy Services Inc	BESV	
Blastgard International Inc	BLGA	
Block (H&R)	HRB	10
Blonder Tongue Labs Inc	BDR	
Blount International Inc	BLT	12

Blue Coat Sys.	BCSI	37
Blue Dolphin Energy	BDCO	
Blue Holdings Inc	BLHI	
Blue Nile	NILE	18
Blue Valley Ban Corp	BVBC	
Bluebook Int'l Holding Co	BBKH	
Bluefly Inc	BFLY	
Bluegate Corporation	BGAT	
Bluegreen Corp.	BXG	
Blueknight Energy Partners LP	BKEP	
BlueLinx Holdings	BXC	
BluePhoenix Solutions Ltd	BPHX	
Bluepoint Linux Software Corp	BLPT	
Blyth Inc.	BTH	-3
BMB Munai Inc	KAZ	
BMC Software	BMC	13
BMP Sunstone Corp	BJGP	47
BNC Bancorp	BNCN	
Bnccorp Inc	BNCC	
BNS Holding Inc	BNSSA	
Boardwalk Pipeline	BWP	4.5
Bob Evans Farms	BOBE	8.5
Bodisen Biotech Inc	BBCZ	
Boeing	BA	14.5
Bofl Holding Inc.	BOFI	
Boise Inc	BZ	
BOK Financial	BOKF	9.5
Bolt Technology Corp.	BOLT	
Bombardier Inc. 'B'	BBDB.TO	10
Bon-Ton Stores	BONT	
Bonds.Com Group Inc.	BDCG	
Bonso Electronics Intl Inc	BNSO	
Bontan Corporation Inc	BNTNF	
Bontex Inc	BOTX	
Books-A-Million	BAMM	
Boots & Coots Intl Well Cntrl	WEL	
Borders Group	BGP	22
BorgWarner	BWA	8.5
Boss Holdings Inc	BSHI	
Boston Beer 'A'	SAM	12.5
Boston Private Fin'l Hldgs	BPFH	10.67
Boston Properties	BXP	
Boston Scientific	BSX	8.5
Bottomline Technologies Inc	EPAY	17.5
BounceBackTechnologies.com	BBTC	
Bovie Medical Corp	BVX	
Bowl America Cl 'A'	BWL/A	

Bowlin Travel Centers Inc.	BWTL	
Bowne & Co.	BNE	47.5
Boyd Gaming	BYD	-4
BP PLC ADR	BP	4
BPI Energy Holdings Inc	BPIGF	
BPO Management Services Inc	HAXSE	
BPW Acquisition Corp	BPW	
BPZ Resources Inc	BPZ	
Brady Corp.	BRC	6.5
Braintech Inc/BC	BRHI	
Brandywine Realty Trust	BDN	2
Bravo! Foods International Cor	BRVO	
BRE Properties	BRE	
Breakwater Resources	BWR.TO	
Breeze-Eastern Corp.	BZC	
BreitBurn Energy Partners L.P.	BBEP	
Brendan Technologies Inc	BDTE	
Bridge Bancorp Inc	BDGE	
Bridge Capital Holdings	BBNK	5.5
Bridgeline Digital Inc	BLIN	
Bridgepoint Education Inc	BPI	28
Bridgford Foods	BRID	
Briggs & Stratton	BGG	45
Brigham Exploration Co	BEXP	110
Brightpoint Inc.	CELL	6
BrightStar Information Tech.	BTSR	
Brink's (The) Co.	BCO	2.5
Brinker Int'l	EAT	4.5
Bristol-Myers Squibb	BMY	6
Bristow Group	BRS	4.5
Britannia Bulk Holdings Inc	BBLKF	
British Amer Tobacco ADR	BTI	8
Britton & Koontz Capital	BKBK	
Broadband Wireless Intl Corp	BBAN	
Broadcast International Inc	BCST	
Broadcaster Inc	BCAS	
Broadcom Corp. 'A'	BRCM	19.5
Broadleaf Capital Partners	BDLF	
Broadpoint Gleacher Securitie	BPSG	16.5
Broadridge Fin'l Solutions Inc	BR	10
BroadVision Inc.	BVSN	
Broadway Finl Corp	BYFC	
Broadwind Energy Inc	BWEN	
Brocade Communic.	BRCD	21.5
Bronco Drilling Co Inc	BRNC	
Brookdale Senior Living	BKD	
Brookfield Asset Mgmt.	BAM	6.5

Brookfield Homes Corp.	BHS	
Brookfield Infrastructure Ptnr	BIP	
Brookfield Pptys Corp	BPO.TO	
Brookline Bancorp	BRKL	
Brooklyn Federal Bancorp	BFSB	
Brooks Automation	BRKS	
Brown & Brown	BRO	6
Brown Shoe	BWS	5.5
Brown-Forman 'B'	BF/B	8.5
BRT Realty trust	BRT	
Bruker Corp.	BRKR	16.5
Brunswick Bancorp	BRBW	
Brunswick Corp.	BC	
Brush Engineered	BW	16
Bryn Mawr Bank Corp.	BMTC	6
BSD Medical Corp	BSDM	
BSML Inc	BSML	
BSQUARE Corporation	BSQR	
BT Group ADR	BT	3
BTU International Inc.	BTUI	
Buckeye GP Holdings LP	BGH	8
Buckeye Partners L.P.	BPL	5.5
Buckeye Technologies	BKI	
Buckle (The) Inc.	BKE	13.5
Bucyrus Int'l	BUCY	20.5
Buffalo Wild Wings	BWLD	18
Build-A-Bear Workshop Inc	BBW	
Builders FirstSource Inc	BLDR	15
Bulova Technologies Group Inc	BLVT	
Bunge Ltd.	BG	7.5
Burger King Hldgs.	BKC	9.5
Burke Mills Inc	BMLS	
Butler Intl Inc	BUTLQ	
Butler Natl Corp	BUKS	
Buzz Technologies Inc	BZTG	
Bway Holding Company	BWY	17
C & D Technologies	CHP	
C & F Finl Corp	CFFI	
C.H. Robinson	CHRW	8.5
C2 Global Technologies Inc	COBT	
CA Inc.	CA	14
Cabela's Inc.	CAB	9
Cablevision Sys. 'A'	CVC	28.5
Cabot Corp.	CBT	27
Cabot Microelectr's	CCMP	14
Cabot Oil & Gas 'A'	COG	3.5
Cache Inc.	CACH	13.33

CACI Int'l	CACI	13
Cadence Design Sys.	CDNS	
Cadence Financial Corp	CADE	
Cadence Pharm.	CADX	
Cadiz Inc	CDZI	
Cadus Pharm Corp	KDUS	
CAE Inc.	CAE.TO	4
Cagle's Inc.	CGL/A	
CAI International Inc	CAP	13.5
Cal Dive International Inc.	DVR	
Cal-Maine Foods	CALM	4
Calais Resources Inc	CAAUF	
Calamos Asset Mgmt	CLMS	10.5
CalAmp Corp.	CAMP	
Calavo Growers Inc.	CVGW	15
Caledonia Mining Corporation	CAL.TO	
Calgon Carbon	CCC	30
California Coastal Cmnty	CALC	
California Community Bank	CABK	
California First Natl Bancorp	CFNB	
California Pizza	CPKI	11
California United Bank	CUNB	
California Water	CWT	6.5
Caliper Life Sciences	CALP	
Calix Inc	CALX	
Call Now Inc	CLNW	
Callaway Golf	ELY	13
Callidus Software Inc	CALD	
Callisto Pharmaceuticals Inc	CLSP	
Callon Pete Co	CPE	
CallWave Inc	CLWA	
Calpine Corp	CPN	3.55
Calton Inc.	CTON	
Calumet Specialty Products L.P	CLMT	
Calypso Wireless Inc.	CLYW	
Calypso Biomedical	CBMC	
Cambex Corp.	CBEX	
Cambium Learning Group Inc	ABCD	
Cambrex Corp.	CBM	
Cambridge Bancorp	CATC	
Cambridge Heart Inc	CAMH	
Camco Finl Corp	CAFI	
Camden Natl Corp	CAC	
Camden Property Trust	CPT	3.38
Cameco Corp.	CCO.TO	7
Camera Platforms International	CPFR	
Cameron Int'l Corp.	CAM	5

CaminoSoft Corp	CMSF	
Campbell Soup	CPB	9
Camtek Ltd	CAMT	
Can Cal Resources Ltd	CCRE	
Can. Imperial Bank	CM.TO	37
Can. National Railway	CNI	8
Can. Natural Res.	CNQ.TO	10
Can. Pacific Railway	CP	5.5
Canada Bread Ltd	CBY.TO	
Canadian Solar Inc	CSIQ	
Canadian Superior Energy Inc.	SNG	
Canadian Tire Corp. 'A'	CTCA.TO	11
Canadian Utilities 'B'	CUX.TO	
Canadian Western Bank	CWB.TO	
Canam Group Inc	CAM.TO	
Canarc Resource Corp	CCM.TO	
Candlewood Hotel	CNDL	
Canfor Corporation	CFP.TO	
Cangene Corp	CNJ.TO	
Cannabis Medical Solutions In	CMSI	
Cano Petroleum Inc.	CFW	
Canon Inc. ADR	CAJ	3.5
Cantel Medical Corp.	CMN	10
Canterbury Pk Hldg Corp	CPHC	
CanWest Global Communications	CGS.TO	
Canyon Bancorp	CYBA	
Cape Bancorp Inc	CBNJ	
Cape Systems Group Inc	CYSG	
Capella Education Company	CPLA	25.73
Capital Bank Corp	CBKN	
Capital Beverage	CBEV	
Capital City Bank Group Inc	CCBG	7
Capital Corp of the West	CCOWQ	
Capital Financial Holdings	CPFH	
Capital Gold Corp	CGC	
Capital Growth Systems Inc	CGSY	
Capital Markets Technologies	CMKT	
Capital One Fin'l	COF	-1
Capital Product Partners LP	CPLP	5
Capital Properties Inc	CPTP	
Capital Senior Living	CSU	
Capital Trust	CT	3
CapitalSource	CSE	5
CapitalSouth Bancorp	CAPB	
Capitol Bancorp Ltd	CBC	
Capitol Fed. Fin'l	CFFN	12.5
CapLease Inc.	LSE	4

Caprius Inc	CAPI	
Capstead Mtg. Corp.	CMO	0.67
Capstone Therapeutics	CAPS	
Capstone Turbine	CPST	
Caraco Pharmaceutical Lab. Ltd	CPD	
CARBO Ceramics	CRR	9.5
Cardiac Science Corporation	CSCX	
Cardica Inc	CRDC	
Cardima Inc	CADM	
Cardinal Bankshares Corp	CDBK	
Cardinal Financial Corp.	CFNL	
Cardinal Health	CAH	-1
CardioGenesis Corp	CGCP	
Cardiome Pharma Corp	CRME	
CardioNet Inc	BEAT	20.15
Cardiovascular Biotherapeutics	CVBT	
Cardiovascular Systems Inc	CSII	20
Cardium Therapeutics Inc	CXM	
Cardo Medical Inc	CDOM	
Cardtronics Inc	CATM	14.33
Career Education	CECO	20
CareFusion Corp.	CFN	
CareGuide Inc.	CGUE	
Caribbean Amer. Health Resort	CAHR	
Caribou Coffee Company	CBOU	
Carlisle Cos.	CSL	5
CarMax Inc.	KMX	13.5
Carmike Cinemas Inc	CKEC	10
Carnival Corp.	CCL	3
Carolina Bank Holdings Inc	CLBH	
Carpenter Technology	CRS	1.5
Carriage Services Inc	CSV	
Carrizo Oil & Gas	CRZO	26.5
Carrollton Bancorp	CRRB	
Carrols Restaurant Group Inc.	TAST	
Carter's Inc.	CRI	14
Carthew Bay Technologies Inc	CWBYF	
Carver Bancorp Inc	CARV	
CAS Medical Systems Inc	CASM	
Cascade Bancorp	CACB	
Cascade Corp.	CASC	4.5
Cascade Financial Corp	CASB	
Cascade Microtech Inc	CSCD	
Cascades Inc.	CAS.TO	
Case Financial Inc	CSEF	
Casella Waste Sys.	CWST	
Casey's Gen'l Stores	CASY	9

Cash Amer. Int'l	CSH	8.5
Cash Technologies Inc.	CTQN	
Caspian Services Inc	CSSV	
Cass Information Sys Inc	CASS	
Castle (A.M.) & Co.	CAS	
Castle Brands Inc	ROX	
Castleguard Energy Inc.	MOAT	
Casual Male Retail Group	CMRG	
Catalyst Health Solns	CHSI	20
Catalyst Paper Corporation	CTL.TO	
Catalyst Pharm. Services	CPRX	
Catcher Holdings Inc	CTHH	
Caterpillar Inc.	CAT	15
Cathay General Bancorp	CATY	10.58
Cato Corp.	CATO	7.5
Catuity Inc	CTTY	
Cavco Industries Inc.	CVCO	
Cavico Corporation	CAVO	
Cavium Networks Inc	CAVM	21.5
CB Richard Ellis	CBG	-2
Cbeyond Inc.	CBEY	17
CBIZ Inc	CBZ	17.5
CBL & Assoc Pptys Inc.	CBL	8.4
CBOE RUSSELL 2000 INDEX	RUT	
CBR Brewing Company Inc	CBRAF	
CBS Corp. 'B'	CBS	-0.5
CBT Financial Corp	CBTC	
CC Media Holdings Inc	CCMO	
CCA Inds.	CAW	
CCF Holding Co.	CCFH	
CCFNB Bancorp Inc	CCFN	
CCL Industries Inc.	CCLB.TO	
CCL Industries Inc. 'A'	CCL/A.TO	
CCSB Financial Corp	CCFC	
CDC Corp.	CHINA	
CDC Software Corp	CDCS	27
CDI Corp.	CDI	19
CDSI Hldgs Inc	CDSI	
CDSS Wind Down Inc	CWDW	
CE Franklin Ltd	CFK	
CEC Entertainment	CEC	11.5
Cecil Bancorp Inc	CECB	
CECO Environmental	CECE	
Cedar Fair L.P.	FUN	12.5
Cedar Shopping Centers Inc	CDR	3
Cel-Sci Corp.	CVM	
Celadon Group	CGI	11.1

Celanese Corp	CE	7
Celera Corp.	CRA	
Celestica Inc.	CLS	12.5
Celexpress Inc	CELX	
Celgene Corp.	CELG	28
Cell Robotics International In	CRII	
Cell Tech Intl Inc	EFLI	
Cell Therapeutic	CTIC	
Cellcom Israel Ltd	CEL	9.05
Celldex Therapeutics	CLDX	
Cellu Tissue Holdings Inc	CLU	
Celsion Corp.	CLSN	
Celsius Holdings Inc	CE LH	
CEMEX ADS	CX	-1
Cen. Vermont Pub. Serv.	CV	3
Centene Corp	CNC	13.25
Center Bancorp Inc	CNBC	
Center Financial Corp	CLFC	12
Center for Wound Healing Inc.	CFWH	
Centerline Holding Co	CLNH	
CenterPoint Energy	CNP	4.5
CenterStaging Corp	CNSC	
Centerstate Banks Inc	CSFL	11
Central Bancorp Inc Mass	CEBK	
Central Europe/Russia	CEE	
Central European Dist.	CEDC	10
Central European Media Enterps	CETV	
Central Federal Corp	CFBK	
Central Garden & Pet	CENT	14.5
Central Jersey Bancorp	CJBK	
Central Pacific Finl	CPF	8
Central VA Bankshares	CVBK	
Central Valley Community Banco	CVCY	
Centrue Financial Corporation	TRUE	
Centurion Gold Holdings Inc	CGHI	
Century Alum Co	CENX	10
Century BanCorp.	CNBKA	
Century Casinos Inc	CNTY	25
CenturyTel Inc.	CTL	-1.5
Cenveo Inc.	CVO	
Cephalon Inc.	CEPH	15
Cepheid	CPHD	
Ceradyne Inc.	CRDN	-8.5
Ceragon Networks Ltd	CRNT	
Cereplast Inc	CERP	
Cerner Corp.	CERN	13
Cerus Corp	CERS	

CEVA Inc.	CEVA	33.5
CF Industries	CF	4.5
CFS Bancorp Inc	CITZ	
CGI Group Inc.	GIB	
CH Energy Group	CHG	3.5
Chad Therapeutics	CHADQ	
Chai-Na-Tai Corp	CCCCFF	
Champion Comm. Svcs. Inc	CCMS	
Champion Inds.	CHMP	
Champion Parts Inc.	CREBQ	
Chang-On Int'l Inc	CAON	
Channell Commercial Corp	CHNL	
Chapeau Inc	CPEU	
Charles & Colvard Ltd	CTHR	
Charles River	CRL	3
Charming Shoppes	CHRS	29
Chart Industries Inc	GTLS	15
Charter Financial Corp	CHFN	
Chase Corp	CCF	
Chaus (Bernard)	CHBD	
CHDT Corp	CHDO	
Check Point Software	CHKP	13
Checkpoint Systems	CKP	20.5
Cheesecake Factory	CAKE	10
Cheetah Oil & Gas Ltd	COHG	
Chelsea Therapeutics Int'l Inc	CHTP	
Chem Rx Corp	CHRX	
Chembio Diagnostics Inc	CEMI	
Chemed Corp.	CHE	10
Chemical Financial	CHFC	
Chemokine Therapeutics Corp	CHKT	
ChemSpec Intl Ltd	CPC	14.5
Chemtura Corp.	CEMJQ	
Chemung Financial Corp	CHMG	
Cheniere Energy Inc	LNG	
Cheniere Energy Partners L.P.	CQP	
Cherokee Inc.	CHKE	
Chesapeake Corp.	CSKEQ	
Chesapeake Energy	CHK	3
Chesapeake Financial Shares	CPKF	
Chesapeake Utilities Corp.	CPK	6
Chester Bancorp	CNBA	
Cheviot Financial Corp	CHEV	
Chevron Corp.	CVX	4.5
Chicago Bridge & Iron	CBI	8.75
Chicago Rivet & Mach Co	CVR	
Chico's FAS	CHS	14

Chicopee Bancorp Inc	CBNK	
Chief Consolidated Mining Co.	CFCM	
Children's Place	PLCE	13.5
China 3C Group	CHCG	
China Advanced Const. Mat Grp	CADC	
China Agri-Business Inc.	CHBU	
China Agritech Inc	CAGC	
China America Holdings Inc	CAAH	
China Architectural Eng. Inc	CAEI	
China Armo Metals Inc.	CNAM	
China Auto Logistics Inc.	CALI	
China Automotive Systems Inc	CAAS	12.5
China BAK Battery Inc	CBAK	
China Biologic Products Inc.	CBPO	
China Cablecom Holdings Ltd	CABL	
China Carbon Graphite Grp. Inc	CHGI	
China Ceramics Co Ltd.	CCLTF	
China Clean Energy Inc	CCGY	
China Digital TV Holding Co.	STV	
China Direct Inc	CDII	
China Eastern Airs ADR	CEA	
China Education Alliance Inc	CEU	
China Electric Motor Inc	CELM	
China Energy Recovery Inc.	CGYVE	
China Finance Online Co.	JRJC	
China Fire & Security Group	CFSG	24
China Food & Beverage Co	CHIF	
China Fund (The)	CHN	
China GengSheng Minerals Inc	CHGS	
China Green Material Tech	CAGM	
China GrenTech Corp	GRRF	
China Housing & Land Dev Inc	CHLN	-7
China Huaren Organic Products	CHRNE	
China Industrial Waste Mgmt	CIWT	
China Info. Security Tech Inc	CPBY	23
China Infrastructure Invsmt.	CIIC	
China INSONline Corp	CHIO	
China Integrated Energy Inc	CBEH	
China Jo-Jo Drugstores Inc	CJDD	
China Kangtai Cactus Bio-Tech	CKGT	
China Logistics Group Inc	CHLO	
China Marine Food Grp Ltd.	CMFO	
China MediaExpress Holdings	CCME	
China Medicine Corporation	CHME	
China Metro-Rural Holdings Ltd	CNR	
China Mobile Hong Kong Ltd	CHL	
China Natural Gas	CHNG	34

China Natural Resources Inc	CHNR	
China Nepstar Chain Drugstore	NPD	
China Networks Int'l Hldgs	CNWHF	
China Northeast Petroleum HIng	NEP	
China Nuvo Solar Energy Inc	CNUV	
China Organic Agriculture Inc	CNOAE	
China Pharma Holdings Inc	CPHI	10
China Precision Steel Inc	CPSL	16
China Recycling Energy Corp.	CREG	
China Ritar Power Corp.	CRTP	
China Security & Surveillance	CSR	27.5
China Shen Zhou Mining & Res	SHZ	
China Sky One Medical Inc	CSKI	
China Solar & Clean Energy Sol	CSOL	
China Southern Airlines	ZNH	
China Stationery and Office	CSOF	
China Sun Grp High-Tech Co	CSGH	
China Sunergy Company Ltd	CSUN	10
China Techfaith Wireless Comm	CNTF	
China Technology Dev. Grp Corp	CTDC	
China TransInfo Tech Corp	CTFO	
China Valves Technology Inc	CVVT	
China Water Group Inc	CHWG	
China Wireless Comm. Inc.	CWLC	
China XD Plastics Company Ltd.	CXDC	
China Yida Holdings Co.	CNYD	
China Yingxia Int'l Inc	CYXI	
China Yongxin Pharmaceuticals	CYXN	
China Yuchai Intl Ltd	CYD	
China-Biotics Inc	CHBT	30
ChinaCast Education Corp	CAST	
ChinaEdu Corp.	CEDU	
ChinaNet Online Holdings Inc	CNET	
Chindex Int'l Inc.	CHDX	
Chino Commercial Bancorp	CCBC	
Chipotle Mex. Grill	CMG	20
Chiquita Brands Int'l	CQB	
Choice Hotels Intl Inc	CHH	7
ChoiceOne Financial Services	COFS	
Chordiant Software Inc	CHRD	15
Christopher & Banks	CBK	5.5
ChromaDex Corp.	CDXC	
Chromcraft Revington	CRC	
Chubb Corp.	CB	2.5
Church & Dwight	CHD	13
Churchill Downs	CHDN	6.5
Chyron Corp.	CHYR	

CIBER Inc.	CBR	9.5
CIBT Education Group Inc	MBA	
Cicero Inc	CICN	
Ciena Corp.	CIEN	
Cigma Metals Corp	CGMX	
CIGNA Corp.	CI	8.5
Cimarex Energy	XEC	7.5
Cimatron Ltd	CIMT	
Cimetrix Inc	CMXX	
Cincinnati Bell	CBB	7
Cincinnati Financial	CINF	-0.5
Cinedigm Digital Cinema Corp	CIDM	
Cinemark Hldgs.	CNK	91.5
Cinram Int'l Income Fund	CRWU.TO	
Cintas Corp.	CTAS	5.5
Ciprico Inc.	CPCIQ	
CIRCOR Intl Inc	CIR	-24
Circuit City Stores	CCTYQ	
Circuit Research Labs	CRLI	
Cirrus Logic	CRUS	16.5
CirTran Corp	CIRC	
Cisco Systems	CSCO	8.5
Cistera Networks Inc	CNWT	
Citadel Broadcasting Corp	CTDBQ	
Citi Trends Inc.	CTRN	
Citigroup Inc.	C	
Citizens & Northern Corp	CZNC	
Citizens Bancshares Corp /GA/	CZBS	
Citizens Community Bancorp Inc	CZWI	
Citizens Financial Corp/DE	CIWV	
Citizens First Bancorp Inc	CTZN	
Citizens First Corporation	CZFC	
Citizens Holding Company	CIZN	
Citizens Inc. 'A'	CIA	
Citizens Republic	CRBC	6.5
Citizens South Banking Corp	CSBC	9
Citrix Sys.	CTXS	10
City Bank	CTBK	
City Holding	CHCO	
City National Corp.	CYN	-2.5
CKE Restaurants	CKR	11.5
CKF Bancorp Inc	CKFB	
Ckrush Inc.	CKRU	
CKX Inc	CKXE	
CKX Lands Inc	CKX	
Clancy Systems International I	CLSI	
CLARCOR Inc.	CLC	7.5

Clariant Inc.	CLRT	
Clark Holdings Inc	GLA	
Clarus Corp	CLRS	
Clayton Williams Energy	CWEI	
Clean Diesel Technologies Inc	CDTI	
Clean Energy & Power Inc	KEPI	
Clean Energy Fuels	CLNE	
Clean Harbors	CLH	11.5
Clear Channel Outdoor Holding	CCO	5
Clear Choice Financial Inc	CLRI	
Clearfield Inc.	CLFD	
ClearOne Commmunications Inc	CLRO	
ClearPoint Business Resources	CPBR	
ClearStory Systems Inc	CSYS	
Clearwire Corp.	CLWR	
Cleco Corp.	CNL	8
Cleveland Biolabs Inc	CBLI	
Clicker Inc	CLKZD	
ClickSoftware Technologies	CKSW	
Cliffs Natural Res.	CLF	15
Clifton Savings Bank	CSBK	
Clinical Data Inc	CLDA	
Clorox Co.	CLX	10.5
Cloud Peak Energy Inc	CLD	
CLST Holdings Inc	CLHI	
CLX Medical Inc.	CLXM	
CME Group	CME	12
CMS Bancorp Inc	CMSB	
CMS Energy Corp.	CMS	9.5
CN Dragon Corp	DRGN	
CNA Fin'l	CNA	6.5
CNA Surety Corp	SUR	
CNB Financial Services Inc	CBFC	
CNB Finl Corp	CCNE	
CNB Finl Corp N Y	CNBF	
CNH Global NV	CNH	10.5
CNinsure Inc	CISG	
CNS Response Inc	CNSO	
CNX Gas Corp	CXG	20
Coach Inc.	COH	7.5
Coach Industries Inc	CIGIQ	
Coachmen Ind.	COHM	
Coast Bancorp	CTBP	
Coastal Banking Company Inc	CBCO	
Coastal Carib Oils & Mins	COCBF	
Cobalt International Energy	CIE	
CoBiz Financial Inc	COBZ	11

Cobra Electronics	COBR	
Coca-Cola	KO	7.5
Coca-Cola Bottling	COKE	10.5
Coca-Cola Enterprises	CCE	12.5
Coda Octopus Group Inc	CDOC	
Codorus Valley Bancorp	CVLY	
Coeur d'Alene Mines	CDE	5
Coffee Holding Co.	JVA	
Cogdell Spencer Inc	CSA	
Cogeco Cable Inc.	CCA.TO	
Cogeco Inc.	CGO.TO	
Cogent Inc	COGT	15.8
Cognex Corp.	CGNX	6
Cognizant Technology	CTSH	19
Cogo Group Inc	COGO	
Cohen & Company Inc	COHN	
Cohen & Steers Inc	CNS	5
Coherent Inc.	COHR	33.5
Cohesant Inc	COHY	
Cohu Inc.	COHU	
Coinstar Inc.	CSTR	21.5
Coldwater Creek	CWTR	44
Coleman Cable Inc	CCIX	7
Colfax Corp	CFX	-13
Colgate-Palmolive	CL	12
Collective Brands	PSS	9.5
Collectors Universe Inc	CLCT	
Colonial Bankshares Inc	COBK	
Colonial BncGrp. 'A'	CBCGQ	
Colonial Commercial Corp	CCOM	
Colonial Pptys Tr	CLP	
Colony Bankcorp	CBAN	
Colony Financial Inc	CLNY	
Color Imaging Inc	CIIG	
Colorado Wyoming Reserve Co	CWYR	
Columbia Bancorp Ore.	CBBO	
Columbia Banking Sys Inc.	COLB	10.6
Columbia Commercial Bancorp	CLBC	
Columbia Labs	CBRX	
Columbia Sportswear	COLM	1.5
Columbus McKinnon	CMCO	3
Com-Guard.com Inc.	CGUD	
Comarco Inc.	CMRO	
CombiMatrix Corp	CBMX	
Combinatorx Inc	CRXX	
Comcast Corp Cl A	CMCSA	10.5
Comcast Corp.	CMCSK	11

Comdial Corp.	CMDZQ	
Comdisco Holding Company Inc	CDCO	
Comerica Inc.	CMA	-2
ComF5 International inc	CMFV	
Comforce Corp.	CFS	
Comfort Systems USA	FIX	5.5
Comm Bancorp Inc	CCBP	
Command Center Inc	CCNI	
Command Security Corp.	MOC	
Commerce Bancshs.	CBSH	5
Commerce Energy Group Inc	CMNR	
Commercefist Bancorp Inc	CMFB	
Commercial Bancshares Inc /OH/	CMOH	
Commercial Metals	CMC	6.5
Commercial National Financial	CEFC	
Commercial Natl Finl Corp Pa	CNAF	
Commercial Vehicle Group Inc	CVGI	
Commerzbank AG	CRZBY	
Commodore Applied Tech	CXIA	
Commonwealth Bankshares Inc	CWBS	
Commonwealth Biotechnologies	CBTE	
CommScope	CTV	3.5
CommTouch Software Ltd	CTCH	
Communication Intelligence	CICI	
Communication Sys.	JCS	
Community Bancorp	CBON	
Community Bancorp Inc/VT	CMTV	
Community Bank Sys.	CBU	7.95
Community Bankers Trust Corp	BTC	
Community Bk Shs Ind Inc	CBIN	
Community Capital	CPBK	
Community Capital Bancshares I	ALBY	
Community Central Bank	CCBD	
Community Finl Corp Va	CFFC	
Community Health	CYH	15
Community Investors Bncp Inc.	CIBN	
Community Partner Bancorp	CPBC	
Community Shores Bank Corporat	CSHB	
Community Tr Bancorp	CTBI	5
Community Valley Bancorp	CVLL	
Community West Bancshares	CWBC	
CommVault Systems Inc	CVLT	15.17
Compania de Minas Buenaventura	BVN	8.7
Compass Diversified Hldg	CODI	12.5
Compass Minerals Int'l	CMP	13.5
Compellent Technologies Inc	CML	30.83
Competitive Technologies Inc.	CTT	

Complete Prod. Svcs.	CPX	-4
Composite Technology Inc	CPTC	
Comprehensive Care Corp.	CHCR	
Compton Petroleum Corp.	CMT.TO	
CompuCredit Holdings Corp	CCRT	20
Compugen Ltd	CGEN	
CompuMed Inc.	CMPD	
CompuSonics Video Corp	CPVD	
Computer Horizons	CHZS	
Computer Modelling Grp. Inc.	CMG.TO	
Computer Prog. & Sys.	CPSI	8
Computer Sciences	CSC	9.5
Computer Software Innovations	CSWI	
Computer Task Group	CTGX	20
Compuware Corp.	CPWR	10.5
CompX Intl 'A'	CIX	
comScore Inc	SCOR	28.38
Comstock Homebuilding Comp.	CHCI	
Comstock Resources	CRK	11.67
Comtech Telecom.	CMTL	8.5
Comtrex Systems Corp.	COMX	
Comverge Inc	COMV	40
Con-way Inc.	CNW	4.5
ConAgra Foods	CAG	11
Conceptus Inc	CPTS	28.33
Concho Resources Inc	CXO	22.5
Concord Camera	LENS	
Concur Techn.	CNQR	23
Concurrent Computer	CCUR	
Conexant Systems	CNXT	20
Congoleum Corp 'A'	CGMCQ	
Conmed Corp.	CNMD	4.5
Conmed Healthcare Mgmt Inc	CONM	
Conn's Inc	CONN	
Conn. Water Services	CTWS	
ConocoPhillips	COP	3
Conolog Corp	CNLG	
Conrad Inds Inc	CNRD	
Conseco Inc	CNO	
CONSOL Energy	CNX	19
Consol. Communic.	CNSL	17
Consol. Edison	ED	2.5
Consol. Tomoka Land	CTO	
Consolidated Energy Inc.	CEIW	
Consolidated Graphics	CGX	1
Consolidated Mercantile Inc.	CSLMF	
Consolidated Water Co Ltd	CWCO	

Constant Contact Inc.	CTCT	36.25
Constellation Brands	STZ	4.5
Constellation Energy	CEG	3
Constellation Energy Ptnrs LLC	CEP	
Consulier Engineering Inc	CSLR	
Consumer Portfolio	CPSS	
ConSyGen Inc	CSGI	
Cont'l Airlines	CAL	
Cont'l Materials Corp	CUO	
Contango Oil & Gas Co.	MCF	
Continental Energy Corp.	CPPXF	
Continental Fuels Inc	CNFU	
Continental Minerals Corp	KMK.TO	
Continental Resources Inc	CLR	9.25
Contintl Info Sys Corp New	CISC	
Continucare Corp	CNU	20
Convera Corp	CNVR	
Convergys Corp.	CVG	4.5
Conversion Services Int'l	CVNS	
Converted Organics Inc	COIN	
Cooper Cos.	COO	24
Cooper Inds.	CBE	2
Cooper Tire & Rubber	CTB	36.5
Cooperative Bankshares	COOPQ	
Copa Holdings SA	CPA	10
Copano Energy LLC	CPNO	2
Copart Inc.	CPRT	9
Copernic Inc	CNIC	
CopyTele Inc.	COPY	
Corby Distilleries LTD	CDLB.TO	
Corby Distilleries Ltd.	CDL/A.TO	
Corcept Therapeutics Inc	CORT	30
Cordia Corp	CORG	
Core Laboratories	CLB	8.5
Core Molding Technologies	CMT	
Core-Mark Holding Co. Inc	CORE	16
Corfacts Inc	CFCC	
Corgi International Ltd	CRGIY	
Corinthian Colleges	COCO	28
Corn Products Int'l	CPO	4
Cornell Companies Inc	CRN	10
Cornerstone Therapeutics Inc	CRTX	
Cornestone Bancshares Inc.	CSBQ	
Corning Inc.	GLW	12
Corning Natural Gas Corp	CNIG	
Corp. Office Pptys	OFC	8
Corporate Executive	EXBD	5

Corrections Corp. Amer.	CXW	6
Corriente Resouces Inc	CTQ.TO	
Cortex Pharmaceuticals Inc	CORX	
Cortland Bancorp Inc	CLDB	
Corus Bankshares Inc	CORS	
Corus Entertainment Inc	CJR	
CorVel Corp.	CRVL	
Cosan Limited	CZZ	53.87
Cosi Inc	COSI	
CoSine Communications Inc	COSN	
Cost Plus Inc.	CPWM	
CoStar Group	CSGP	20
Costco Wholesale	COST	7.5
Cott Corp.	COT	
Counsel Corporation	CXS.TO	
CounterPath Corp	CPAH	
Courier Corp.	CRRC	
Cousins Propertys	CUZ	10
Covance Inc.	CVD	6
Covanta Holding Corp.	CVA	4.5
Covenant Transport Inc	CVTI	
Coventry Health Care	CVH	
Cover-All Tech Inc	COVR	
Covidien Plc	COV	11
Covista Communications Inc	CVST	
Cowen Group Inc.	COWN	8
Cowlitz Bancorp	CWLZ	
CPC Of America Inc	CPCF	
CPEX Pharmaceuticals Inc.	CPEX	
CPI Aerostructures Inc	CVU	
CPI Corp.	CPY	26.5
CPI International Inc	CPII	12
CPS Technologies Corp	CPSH	
CRA International Inc	CRAI	18
Cracker Barrel	CBRL	7.5
Craft Brewers Alliance	HOOK	
Craftmade International	CRFT	
Crane Co.	CR	4
CRAWFORD & CO 'A'	CRD/A	
Crawford & Co. 'B'	CRD/B	12
Cray Inc	CRAY	15
Crazy Woman Creek Bcp	CRZY	
Creative Technology Ltd.	CREAF	
Creative Vistas Inc	CVAS	
Credicorp Ltd	BAP	
Credit Acceptance	CACC	
CreditRiskMonitor.com Inc	CRMZ	

Credo Pete Corp.	CRED	
Cree Inc.	CREE	33.5
Crescent Banking Co	CSNT	
Crescent Financial Corp.	CRFN	
Crimson Exploration Inc	CXPO	10
CRM Holdings Ltd	CRMH	
Crocs Inc.	CROX	-5
Croghan Bancshares Inc	CHBH	
Cross (A.T.)	ATX	
Cross Country Health.	CCRN	3
Crosshair Exploration & Mining	CXZ	
Crossroads Systems Inc	CRDS	
Crosstex Energy	XTXI	2
Crosstex Energy LP	XTEX	9
Crown Andersen	CRAN	
Crown Castle Int'l	CCI	
Crown Crafts Inc.	CRWS	
Crown Financial Holdings Inc	CFGJ	
Crown Holdings	CCK	14.5
Crown Media Holdings Inc Cl A	CRWN	
Crude Carriers Corp	CRU	
Cryo-Cell Intl Inc	CCEL	
CryoLife Inc.	CRY	23
CryptoLogic Ltd	CRYP	
Crystallex Intl Corp	KRY	
CSB Bancorp Inc /OH	CSBB	
CSG Systems Int'l	CSGS	10.5
CSMG Technologies Inc	CTGI	
CSP Inc.	CSPI	
CSS Industries	CSS	
CSX Corp.	CSX	9
CTC Media Inc	CTCM	65.56
CTD Holdings Inc	CTDH	
CTI Group Holdings Inc	CTIG	
CTI Industries	CTIB	
CTS Corp.	CTS	4.5
Cubic Corp.	CUB	11
Cubic Energy Inc	QBC	
Cubist Pharm.	CBST	9.5
Cuisine Solutions Inc.	CUSI	
Cullen/Frost Bankers	CFR	3
Culp Inc.	CFI	18.5
Cumberland Pharmaceutical Inc	CPIX	
Cummins Inc.	CMI	8.5
Cumulus Media Inc	CMLS	
Curis Inc.	CRIS	
Curon Medical Inc	CRNM	

Curtiss-Wright	CW	7
Cutera Inc.	CUTR	-3
CVB Financial	CVBF	9
CVD Equipment Corp	CVV	
CVF Technologies Corp	CNVT	
CVR Energy Inc	CVI	
CVS Caremark Corp.	CVS	9.5
Cyalume Technologies Holdings	CYLU	
Cyanotech Corp.	CYAN	
Cyber Digital	CYBD	
CyberDefender Corp	CYDE	
Cyberkinetics Neurotech. Sys	CYKN	
Cyberonics	CYBX	
CyberOptics	CYBE	
CyberSource Corp	CYBS	19.44
Cybex Intl Inc	CYBI	15
Cybrdi Inc	CYDI	
Cyclacel Pharmaceuticals Inc	CYCC	
Cycle Country Accessories Corp	ATC	
Cygne Designs Inc.	CYDS	
Cyios Corporationc	CYIO	
Cymer Inc.	CYMI	13.5
Cynosure Inc	CYNO	11
Cypress Bioscience	CYPB	
Cypress Semic.	CY	11.5
Cytec Inds.	CYT	1
CytoCore Inc	CYOEE	
Cytokinetics Inc	CYTK	
Cytomedix Inc	GTF	
Cytori Therapeutics Inc	CYTX	
CytRx Corp.	CYTR	
D'Angelo Brands Inc	DNBD	
DAC Technologies Group Interna	DAAT	
Daily Journal Corp.-SC	DJCO	
Daimler AG	DAI	
Daktronics Inc.	DAKT	0.5
Dale Jarrett Racing Adventure	DJRT	
Daleen Technologies Inc	DALN	
Dalrada Financial Corp	DFCO	
Dana Holding Corp	DAN	
Danaher Corp.	DHR	7
Danaos Corp	DAC	
Danka Business ADR	DANKY	
Danvers Bancorp Inc	DNBK	
DARA BioSciences Inc	DARA	
Darden Restaurants	DRI	11.5
Darling Intl Inc	DAR	

Data I/O Corp.	DAIO	
Datalink Corporation	DTLK	
DataLogic Int'l Inc.	DLGI	
Dataram Corp.	DRAM	
DataTRAK Intl Inc	DATA	
Datawatch Corp	DWCH	
DaVita Inc.	DVA	9.5
Dawson Geophysical Co.	DWSN	
Daxor Corp.	DXR	
Daystar Technologies Inc	DSTI	
DCB Financial Corp	DCBF	
DCP Midstream Partners LP	DPM	
DCT Industrial Trust Inc.	DCT	2.04
DDi Corp	DDIC	
DDS Wireless International In	DD.TO	
DealerTrack Hldgs.	TRAK	16.5
Dean Foods	DF	12.5
Dearborn Bancorp Inc	DEAR	
Debt Resolve Inc.	DRSV	
Debut Broadcasting Corp Inc	DBTB	
Deckers Outdoor	DECK	13.5
deCODE genetics Inc.	DCGNQ	
Decorator Inds Inc.	DII	
Deep Down Inc	DPDW	
Deer Consumer Products Inc.	DEER	30
Deere & Co.	DE	7
Default Proof Credit Card Syst	DPRS	
Defense Industries Int'l Inc	DFNS	
DEI Holdings Inc	DEIX	
Dejour Enterprises Ltd	DEJ	
Del Global Technologies Corp.	DGTC	
Del Monte Foods	DLM	14
Delcath Systems Inc.	DCTH	
Delek US Holdings Inc	DK	13
dELIA*s Inc.	DLIA	
Dell Inc.	DELL	7.5
Delphi Fin'l `A'	DFG	9
deSECUR Corp	DLSC	
DeISite Inc.	DSIIQ	
Delta Air Lines	DAL	
Delta Apparel inc	DLA	
Delta Galil Industries Ltd	DELTY	
Delta Natural Gas	DGAS	3
Delta Petroleum	DPTR	39
Deltathree.com	DDDC	
Deltek Inc	PROJ	17.5
Deltic Timber	DEL	

Deluxe Corp.	DLX	2
DemandTec Inc	DMAN	21.25
Denbury Res Inc	DNR	-7
Dendreon Corp	DNDN	
Denison Mines Corp	DML.TO	
Denny's Corporation	DENN	19
Dental Patient Care America	DPAT	
Dentsply Int'l	XRAY	8.5
Depomed Inc	DEPO	
Derma Sciences Inc	DSCI	
Derycz Scientific Inc	DYSC	
Descartes Sys Group Inc	DSGX	
Design Within Reach Inc	DWRI	
Destination Maternity	DEST	
Destiny Media Technologies Inc	DSNY	
Deswell Inds Inc	DSWL	
Detrex Corp.	DTRX	
Deutsche Telekom ADR	DT	23
Developers Div. R'lty	DDR	
Devon Energy	DVN	7.5
DeVry Inc.	DV	21.5
Dex One Corp	DEXO	
DexCom Inc.	DXCM	35
DG FastChannel Inc	DGIT	20.33
DGSE Companies Inc	DGSE	
DHT Holdings Inc	DHT	-9.9
DHX Media Ltd	DHX.TO	
Dialysis Corp Amer	DCAI	13.75
Diamond Discoveries Int'l Corp	DMDD	
Diamond Foods	DMND	24.5
Diamond Hill Investment Group	DHIL	
Diamond Management	DTPI	
Diamond Offshore	DO	8
Diamondhead Casino Corp	DHCC	
DiamondRock Hospitality Co.	DRH	-22
Diana Shipping Inc	DSX	
Diapulse Corp Of America	DIAC	
DiaSys Corp	DYXC	
Dice Holdings Inc	DHX	15
Dick's Sporting Goods	DKS	7.5
Diebold Inc.	DBD	6
Diedrich Coffee Inc	DDRX	30
Digi Int'l	DGII	17.5
Digimarc Corporation	DMRC	
Digirad Corp	DRAD	
Digital Ally Inc	DGLY	
Digital Angel Corp.	DIGA	

Digital Music Group Inc	ORCD	
Digital Power Corp	DPW	
Digital River	DRIV	9
Digital Video Sys Inc	DVID	
DigitalGlobe Inc	DGI	15
DigitalPost Interactive Inc.	DGLP	
DigitalTown Inc	DGTW	
Diguang Intl Development Co	DGNG	
Dillard's Inc.	DDS	29
Dime Cmnty Bancorp Inc.	DCOM	8.25
Dimeco Inc	DIMC	
DineEquity Inc.	DIN	19
Diodes Inc.	DIOD	18.33
Dionex Corp.	DNEX	9
Dionics Inc	DION	
Direct Insite Corp	DIRI	
DIRECTV	DTV	20.5
Discover Fin'l Svcs.	DFS	
Discovery Communic.	DISCA	
Discovery Labs	DSCO	
Dish Network 'A'	DISH	10
Disney (Walt)	DIS	14
Distinctive Devices Inc	DDVS	
Ditech Networks Inc	DITC	
Diversified Corp. Res	HIRD	
Diversified Thermal Solutions	DVTS	
Diversinet Corp.	DVNTF	
DivX Inc.	DIVX	15
Dixie Group	DXYN	
DJSP Enterprises Inc	DJSP	
DME Interactive Holdings Inc	DMEI	
DNB Financial Corp /PA/	DNBF	
DND Technologies Inc.	DNDT	
DNP Select Inc. Fund	DNP	
Document Capture Tech. Inc	DCMT	
Document Security Systems Inc	DMC	
Dolan Media	DM	15.67
Dolby Labs.	DLB	11
Dole Food	DOLE	9
Dollar Fin'l Corp.	DLLR	15.33
Dollar General Corp	DG	
Dollar Thrifty Auto.	DTG	
Dollar Tree Inc.	DLTR	14.5
Dominion Resources	D	7
Domino's Pizza	DPZ	3.5
Domtar Corp.	UFS	3
Donaldson Co.	DCI	11

Donegal Group	DGICB	
Donegal Group Inc	DGICA	10
Donnelley (R.R) & Sons	RRD	2.5
Donnkenny Inc.	DNKYQ	
Doral Fin'l Corp	DRL	
Dorchester Minerals LP	DMLP	
Dorel Inds Inc	DIIB	
Dorman Products Inc.	DORM	
Dot Hill Systems Corp	HILL	
Double Eagle Petroleum Co.	DBLE	
Double-Take Software Inc.	DBTK	5.25
Douglas Emmett Inc.	DEI	4.24
DOV Pharmaceutical Inc	DOVP	
Dover Corp.	DOV	6
Dover Downs Gaming & Entrtnmnt	DDE	
Dover Motorsports Inc	DVD	
Dover Saddlery Inc	DOVR	
Dow Chemical	DOW	
DPAC Technologies Corp	DPAC	
DPL Inc.	DPL	6.5
Dr Pepper Snapple	DPS	9.5
Dragon Pharmaceuticals Inc	DRUG	
DragonWave Inc	DRWI	20
Dreams Inc	DRJ	
DreamWorks Animation	DWA	14
Dress Barn	DBRN	11
Dresser-Rand Group	DRC	10
Drew Industries	DW	2
DRI Corporation	TBUS	
Dril-Quip Inc	DRQ	16
Drinks Americas Holdings Ltd	DKAM	
Drucker Inc	DKIN	
drugstore.com	DSCM	25
DryShips Inc	DRYS	
DSA Financial Corp	DSFN	
DSP Group	DSPG	7
DST Systems	DST	6.5
DSW Inc.	DSW	8
DTE Energy	DTE	7
DTS Inc.	DTSI	18.5
Du Pont	DD	2.5
Duckwall-ALCO Stores	DUCK	
Ducommun Inc.	DCO	
Duff & Phelps Inc	DUF	20
Duke Energy	DUK	5.5
Duke Realty Corp.	DRE	
Dun & Bradstreet	DNB	9

Duncan Energy Partners L.P.	DEP	5.33
Dundee Corp. 'A'	DCA.TO	
Dune Energy Inc.	DNE	
Duoyuan Printing Inc	DYP	
Dupont Fabros Tech.	DFT	16.5
Durect Corp	DRRX	20
DUSA Pharmaceuticals	DUSA	
DWS High Income	KHI	
DXP Enterprises Inc	DXPE	40.8
Dyax Corp	DYAX	
Dycom Inds.	DY	7
Dyna Group Intl Inc.	DGIX	
Dynacq Healthcare Inc	DYII	
Dynamex Inc	DDMX	17
Dynamic Materials	BOOM	-1.5
Dynamic Response Group Inc	DRGZE	
Dynamics Research Corp.	DRCO	
DynaMotive Energy Systems Corp	DYMTF	
Dynasil Corp of America	DYSL	
Dynatronics Corp	DYNT	
Dynavax Technologies Corp	DVAX	
DynCorp Int'l Inc	DCP	13
Dynegey Inc. 'A'	DYN	32.5
Dynex Cap Inc	DX	
E Med Future Inc.	EMDF	
E'Prime Aerospace Corporation	EPEO	
E*Trade Fin'l	ETFC	
E-House China Holdings Ltd	EJ	
E-L Finl Corp. Ltd.	ELF.TO	
e.Digital Corp	EDIG	
EACO Corporation	EACO	
Eagle Bancorp Inc.	EGBN	
Eagle Bancorp Montana Inc	EBMTD	
Eagle Broadband Inc	EAGB	
Eagle Bulk Shipping	EGLE	-8
Eagle Financial Services Inc	EFSI	
Eagle Materials	EXP	-0.5
Eagle Rock Energy Partners Ltd	EROC	
Earth Sciences Inc	ESCI	
EarthFirst Technologies Inc	EFTI	
EarthLink Inc.	ELNK	14
Earthworks Entertainment Inc	EWKS	
East Texas Financial Svcs	ETFS	
East West Bancorp	EWBC	8.5
Eastern Amern Nat Gas Tr	NGT	
Eastern Company	EML	
Eastern Insurance Holdings Inc	EIHI	12

Eastern VA Bankshares	EVBS	
Eastgroup Pptys Inc	EGP	5.63
Eastman Chemical	EMN	3
Eastman Kodak	EK	2
easyhome Ltd	EH.TO	
EasyLink Services Intl.	ESIC	
Eat at Joe's Ltd	JOES	
Eaton Corp.	ETN	1.5
Eaton Vance Corp.	EV	14.5
Eautoclaims.Com Inc	EACC	
ebank.com Inc	EBDC	
eBay Inc.	EBAY	8.5
Ebix Inc	EBIX	
ECB Bancorp Inc	ECBE	
Echelon Corp.	ELON	
Echo Global Logistics Inc	ECHO	32.5
Echo Therapeutics Inc	ECTE	
EchoStar Corp.	SATS	
Eclips Energy Technologies	EEGT	
Eclipsys Corp.	ECLP	20.5
ECO2 Plastics Inc.	EOPIE	
Ecolab Inc.	ECL	11.5
Ecolocap Solutions Inc	ECOS	
Ecology & Environment	EEI	
Ecotality Inc.	ETLE	
Edac Tech Corp	EDAC	
EDCI Holdings Inc	EDCI	
Eddie Bauer Holdings Inc	EBHIQ	
EDGAR Online Inc	EDGR	
Edgewater Technology Inc	EDGW	30
eDiets.com Inc	DIET	
Edison Int'l	EIX	3.5
eDoorways Corp	EDWY	
EDP - Energias de Portugal	EDPFY	
Education Management Corp	EDMC	22.6
Educational Devel.	EDUC	
Edwards Lifesciences	EW	15
EESTech Inc	EESH	
EF Johnson Technologies Inc	EFJI	
Efuture Information Tech. Inc	EFUT	
eGain Communications Corp	EGAN	
eGames Inc	EGAM	
EGPI Firecreek Inc	EFIR	
eHealth Inc.	EHTH	18.5
Einstein Noah Restaurant Grou	BAGL	16
El Capitain Precious Metals	ECPN	
El Paso Corp.	EP	10.5

El Paso Electric	EE	6.5
El Paso Pipeline	EPB	
Elamex S.A.De C.V. CL I	ELAMF	
Elan Corp. ADR	ELN	
Elbit Medical Imaging Ltd	EMITF	
Elbit Systems	ESLT	14
Elbit Vision Systems Ltd	EVSNF	
Elcom Int'L Inc	ELCO	
Eldorado Gold Corp	EGO	5
Elecsys Corp	ESYS	
Electr. for Imaging	EFII	
Electro Energy Inc	EEEE	
Electro Rent Corp.	ELRC	
Electro Scientific	ESIO	25
Electro-Optical Sciences Inc	MELA	40
Electro-Sensors	ELSE	
Electroglas Inc.	EGLSQ	
Electronic Arts	ERTS	
Electronic Control Security	EKCS	
Electronic Game Card Inc	EGMI	
Electronic Systems Tech. Inc	ELST	
Electronic Tele-Commun Inc.	ETCIA	
Elephant Talk Communications	ETAK	
ELine Entertainment Group Inc	EEGI	
Elite Pharmaceuticals	ELTP	
Elixir Gaming Technologies	EGT	
Elizabeth Arden Inc.	RDEN	10.5
Ellomay Capital Ltd	EMYCF	
Elmira Savings Bank FSB	ESBK	
eLong Inc	LONG	
eLoyalty Corp	ELOY	20
Elron Electronic Inds. Ltd.	ELRNF	
Elxsi Corporation	ELXS	
Elysium Internet Inc	EYSM	
Embraer Empresa Brasileira de	ERJ	
EMC Corp.	EMC	11
EMC Insurance	EMCI	
Emclair Financial Corp	EMCF	
EMCOR Group	EME	6
EMCORE Corp.	EMKR	
Emdeon Inc	EM	
Emera Inc	EMA.TO	5
Emerald Dairy Inc.	EMDY	
Emergency Medical Services	EMS	16
Emergent Biosolutions Inc	EBS	10
Emergent Group Inc	LZR	
Emerging Vision Inc	ISEE	

Emeritus Corp	ESC	15
Emerson Electric	EMR	6
Emerson Radio Corp	MSN	
Emisphere Tech. Inc.	EMIS	
Emmis Communications	EMMS	3
Empire Company Ltd.	EMP/A.TO	
Empire Dist. Elec.	EDE	7.5
Empire Energy Corporation Int	EEGC	
Empire Petroleum Corporation	EMPR	
Empire Resorts Inc	NYNY	
Empire Resources Inc	ERSO	
Employers Holdings Inc	EIG	7.5
Empyrean Holdings Inc	EMPY	
Emrise Corporation	ERI	
EMS Technologies	ELMG	15
Emtec Inc.	ETEC	
Emulex Corp.	ELX	9.5
ENB Financial Corp	ENBP	
Enbridge Energy Mgmt LLC	EEQ	3
Enbridge Energy Partners LLP	EEP	3
Enbridge Inc.	ENB.TO	7.5
EnCana Corp.	ECA	-2
Encision Inc	ECIA	
Encore Bancshares Inc	EBTX	12
Encore Capital Group Inc	ECPG	12.5
Encore Energy Partners LP	ENP	
Encore Wire Corp.	WIRE	8
Encorium Group Inc	ENCO	
Endeavour International Inc	END	
Endeavour Silver Corp	EXK	
EnDevCo Inc	EDVCE	
Endo Pharmac. Hldgs.	ENDP	7.5
Endologix Inc	ELGX	
Endovasc Inc	EVSC	
Endurance Specialty Hldgs Ltd	ENH	21.35
EndWave Corp	ENWV	
Ener1 Inc	HEV	
Enerchem Int'l Inc	ECH.TO	
Enerflex Systems Income Fund	EFXU.TO	
Energen Corp.	EGN	-0.5
Energizer Holdings	ENR	5
Energy Composites Corp.	ENCC	
Energy Conversion	ENER	
Energy Focus Inc	EFOI	
Energy Inc	EGAS	
Energy Infrastructure Acq.	EIIN	
Energy Partners Ltd.	EPL	

Energy Quest Inc	EQST	
Energy Recovery Inc	ERII	25
Energy Services of America	ESA	
Energy Transfer	ETP	1.5
Energy Transfer Equity L.P.	ETE	8
Energy XXI (Bermuda) Ltd	EXXI	55.5
EnergyConnect Group Inc	ECNG	
EnergySolutions	ES	
Energytec Inc.	EYTCQ	
Enerlume Energy Management	ENLU	
EnerNOC Inc.	ENOC	
ENERSIS S A ADR	ENI	
EnerSys	ENS	13
ENGlobal Corp	ENG	
enherent Corp	ENHT	
Ennis Inc.	EBF	
Enova Systems Inc	ENA	
EnPro Industries Inc.	NPO	
Ensco plc	ESV	5
Ensign Energy Services Inc	ESI.TO	
Ensign Group Inc	ENSG	15
enSurge Inc	ESGI	
Entech Solar Inc	ENSL	
Entegris Inc	ENTG	11.5
Entercom Comm. Corp	ETM	8.6
Energy Corp.	ETR	5
EnteroMedics Inc.	ETRM	
Enterprise Bancorp Inc	EBTC	
Enterprise Finl Services Corp	EFSC	10
Enterprise GP Holding LP	EPE	9
Enterprise Informatics Inc	EINF	
Enterprise Products	EPD	11.5
Entertainment Pptys	EPR	1
Entheos Technologies Inc	ETHT	
Entorian Technologies Inc	ENTN	
Entrada Networks Inc	ESAN	
Entravision Comm Corp	EVC	
EntreMed Inc	ENMD	
Entropic Communications Inc	ENTR	20
Entropin Inc	ETOP	
Entrx Corp	ENTZ	
eNucleus Inc	ENUIQ	
Enviro Voraxial Tech Inc	EVTN	
Envirokare Tech Inc	ENVK	
Environmental Elements Corp	EECPQ	
Environmental Power Corp	EPG	
Environmental Solutions Worldw	ESWW	

Environmental Tectonics Corp.	ETCC	
Envirostar Inc.	EVI	
Envoy Capital Group Inc	ECG.TO	
EnXnet Inc.	EXNT	
Enzo Biochem	ENZ	
Enzon Pharmac.	ENZN	
EOG Resources	EOG	2.5
eOn Communications Corp	EONC	
Eos International Inc	EOSI	
Epic Data Int'l Inc.	EKD.TO	
EpiCept Corp	EPCT	
Epicor Software Cp	EPIC	
EPIQ Sys Inc	EPIQ	17.5
EPIX Pharmaceuticals Inc.	EPIX	
Epixtar Corp	EPXR	
ePlus Inc	PLUS	
Epoch Holding Corp	EPHC	
Epolin Inc /NJ/	EPLN	
EQT Corp.	EQT	13.5
Equifax Inc.	EFX	8.5
Equifin Inc	EQUI	
Equinix Inc.	EQIX	57
Equitable Financial Corp	EQFC	
Equity Media Holdings Corp	EMDAQ	
Equity One Inc	EQY	18.48
Equity Residential	EQR	
eResearchTechnology	ERES	13.5
ERF Wireless Inc	ERFW	
Ergo Science Corp	ERGN	
Ericsson ADR	ERIC	2.5
Erie Indemnity Co.	ERIE	5
eRoom System Technologies Inc	ERMS	
ESB Financial Corp	ESBF	
Escalade Inc.	ESCA	
Escalon Med Corp	ESMC	
ESCO Technologies	ESE	8.5
Espey Mfg. & Electronics Corp.	ESP	
ESSA Bancorp Inc	ESSA	
Essex Pty Tr	ESS	8.5
Essex Rental Corporation	ESSX	18
Esterline Technologies	ESL	1.5
Etelos Inc	ETLO	
Ethan Allen Interiors	ETH	6.5
Ethos Environmental Inc	ETEV	
Euro Tech Holdings Co Ltd	CLWT	
Eurobancshares Inc.	EUBK	
Eurogas Inc	EUGS	

Euronet Worldwide Inc.	EEFT	14.14
European Equity Fund	EEA	
Euroseas Ltd	ESEA	
Eurotech Ltd	EUOT	
EV Energy Partner LP	EVEP	
ev3 Inc.	EVVV	
Evans Bancorp Inc	EVBN	
Evans&SuthrInd Cmptr	ESCC	
EVCI Career Colleges Hld C	EVCI	
Ever-Glory Int'l Group Inc	EVK	
Evercel Inc	EVRC	
Evercore Partners Inc	EVR	15
Everest Re Group Ltd.	RE	5
Evergreen Energy Inc	EEE	
Evergreen Solar Inc.	ESLR	
Evolution Petroleum Corp	EPM	
Evolving Sys Inc	EVOL	
EXACT Sciences Corp	EXAS	
Exactech Inc	EXAC	15.4
Exar Corp.	EXAR	
Exceed Co Ltd	EDS	
Excel Maritime Carriers Ltd	EXM	11
Exchange Bank	EXSR	
EXCO Resources Inc	XCO	25
Exco Technologies Ltd.	XTC.TO	
ExelixisInc.	EXEL	
Exelon Corp.	EXC	1.5
Exeter Resource Corp	XRA	
EXFO Inc	EXFO	33
Exide Technologies	XIDE	
ExlService Holdings Inc	EXLS	
Expedia Inc.	EXPE	12.5
Expeditors Int'l	EXPD	11
Exponent Inc	EXPO	12
Express Scripts 'A'	ESRX	20
Express-1 Expedited Solutions	XPO	
ExpressJet Holdings Inc.	XJT	
Extendicare REIT	EXEU.TO	
Exterran Partners LP	EXLP	7.5
Extra Space Storage Inc	EXR	5
Extreme Networks	EXTR	
EXX Inc 'A'	EXEXA	
Exxon Mobil Corp.	XOM	3
EZchip Semiconductor Ltd	EZCH	
EZCORP Inc.	EZPW	12.5
Ezenia! Inc	EZEN	
F&M Bank Corp	FMBM	

F.N.B. Corp.	FNB	5.5
F5 Networks	FFIV	15
Facet Biotech Corp	FACT	
FactSet Research	FDS	10.5
Fair Isaac	FICO	4
Fairchild Corp.	FCHDQ	
Fairchild Semic.	FCS	41
Fairfax Financial Holdings	FFH.TO	
FairPoint Communic.	FRCMQ	
FalconStor Software Inc	FALC	10
Family Dollar Stores	FDO	11
Family Room Entertainment Cor	FMYR	
Familymeds Group Inc	FMRX	
Famous Dave's of America	DAVE	15
Fannie Mae	FNM	
Fansteel Inc	FELID	
Farmer Bros. Co.	FARM	
Farmers & Merchants Bancorp Ca	FMCB	
Farmers Capital Bank Corp.	FFKT	5
Farmers National Banc Corp /OH	FMNB	
FARO Technologies	FARO	6
Fastenal Co.	FAST	10.5
Fauquier Bankshares Inc.	FBSS	
FBL Finl Group Inc	FFG	18
FBR Capital Markets Corp	FBCM	
FC Banc Corp	FCBZ	
Federal Agric Mtg Corp	AGM/A	
Federal Agric Mtg Corp Cl C	AGM	
Federal Rlty. Inv. Trust	FRT	
Federal Screw Works	FSCR	
Federal Signal	FSS	8.5
Federal-Mogul Corp.	FDML	
Federated Investors	FII	4.5
FedEx Corp.	FDX	9.5
FedFirst Finl Corp	FFCO	
FEI Company	FEIC	13.5
FelCor Lodging Tr.	FCH	
Feldman Mall Properties Inc	FMLP	
Fellows Energy Ltd	FLWE	
Female Health Co	FHCO	
Fentura Financial Inc.	FETM	
Ferrellgas Partners L P	FGP	3
Ferro Corp.	FOE	6.5
FFD Finl Corp	FFDF	
FFW Corp	FFWC	
FiberCore Inc	FBCE	
FiberTower Corporation	FTWR	

Fibria Celulose SA	FBR	
Fidelity Bancorp Inc	FSBI	
Fidelity D&D Bancorp Inc	FDDB	
Fidelity National Financial	FNF	
Fidelity National Information	FIS	
Fidelity Southern Corp	LION	
FieldPoint Petroleum Corp	FPP	
Fifth Street Finance Corp	FSC	8.5
Fifth Third Bancorp	FITB	58
Financial Engines Inc	FNGN	
Financial Institutions Inc	FISI	8
FinancialContent Inc	FCON	
Findex.Com Inc	FIND	
Finisar Corp	FNSR	17.67
Finish Line (The)	FINL	12
FinishMaster Inc	FMST	
Finlay Enterprises Inc	FNLYQ	
Finning International Inc.	FTT.TO	12
First Acceptance Corp	FAC	
First Amer Corp	FAF	9
First Aviation Svcs	FAVS	
First Bancorp of Indiana Inc	FBPI	
First BanCorp PR	FBP	8
First Bancorp. NC	FBNC	
First BancTrust Corp	FIRT	
First Bankers Trustshares Inc	FBTT	
First Bankshares Inc	FBSI	
First Busey Corp	BUSE	8
First Business Fin'l Svcs	FBIZ	
First California Finan. Group	FCAL	15
First Cap Realty Inc	FCR.TO	
First Capital Bancorp Inc	FCVA	
First Capital Inc.	FCAP	
First Cash Inc.	FCFS	17
First Century Bankshares Inc	FCBS	
First Chester County Corp	FCEC	
First Citizens Banc Corp /OH	FCZA	
First Citizens Bancorporation	FCBN	
First Citizens Bancshares Inc	FCNCB	
First Citzn BncSh-NC	FCNCA	
First Clover Leaf Fin'l Corp	FCLF	
First Commonwealth	FCF	4.5
First Community Bancshares In	FCBC	
First Community Bank Corp	FCFL	
First Community Corp /SC/	FCCO	
First Defiance Finl Corp	FDEF	9
First Fed Bancshares of Ark.	FFBH	

First Federal Bankshares Inc	FFSX	
First Federal of Northern MI	FFNM	
First Fin'l Corp. IN	THFF	
First Financial Bankshares	FFIN	7.67
First Financial Northwest Inc	FFNW	
First Financial Service	FFKY	9
First Finl Bancorp	FFBC	
First Finl Holdings	FFCH	9
First Franklin Corp.	FFHS	
First Horizon National	FHN	
First Independence Corp Del	FFSL	
First Indl Rlty Tr Inc.	FR	-42.9
First Interstate BancSystem	FIBK	
First Invs Finl Svcs Grp Inc	FIFS	
First Ipswich Bancorp	FIWC	
First Keystone Corp	FKYS	
First Keystone Finl Inc	FKFS	
First Litchfield Financial Cor	FLFL	
First M&F Corp	FMFC	
First Mariner Bancorp	FMAR	
First Merchants Corp	FRME	
First Mercury Fin'l Corp	FMR	
First Mid Illinois Bancshares	FMBH	
First Midwest Bancorp	FMBI	12.5
First Montauk Finl	FMFN	
First Nat'l Bank Alaska	FBAK	
First National Corp /VA/	FXNC	
First National Of Nebraska Inc	FINN	
First Natl Community Bancorp I	FNCB	
First Niagara Finl Group	FNFG	9.5
First Niles Financial Inc.	FNFI	
First Northn Community Bancorp	FNRN	
First Of Long Island	FLIC	
First PacTrust Bancorp Inc.	FPTB	
First Physicians Capital Grou	FPCG	
First Place Finl Corp	FPFC	3
First Regional Bancorp	FRGB	
First Reliance BancShares	FSRL	
First Robinson Finl Corp	FRFC	
First Savings Financial Grp	FSFG	
First Security Group Inc.	FSGI	
First Solar Inc.	FSLR	11
First South Bancorp	FSBK	
First St. Banc.	FSNM	
First State Finl Corp	FSTF	
First Trust Bank	NCFT	
First United Corp	FUNC	

First W Va Bancorp Inc	FWV	
Firstbank Corp Mich	FBMI	
FirstCity Finl Corp	FCFC	
FirstEnergy Corp.	FE	2
FirstFed Fin'l-CA	FFEDQ	
Firstmark Corp	FIRM	
FirstMerit Corp.	FMER	3
FirstService Corp.	FSRV	
Firstwave Technologies Inc	FSTW	
Fiserv Inc.	FISV	13.5
Fisher Communications Inc	FSCI	
Flagstar Bancorp	FBC	6
Flagstone Reinsurance Hldgs	FSR	
Flamel Technologies S.A.	FLML	
Flamemaster Corp	FAME	
Flanders Corp	FLDR	
Flanigan's Enterprises Inc	BDL	
Flexible Solutions Intl Inc	FSI	
FlexiInternational Sftwre Inc	FLXI	
Flexpoint Sensor Systems Inc	FLXT	
Flexsteel Inds	FLXS	
Flextronics Int'l	FLEX	10
Flint Telecom Group Inc	FLTT	
FLIR Systems	FLIR	9
Florida Gaming Corp	FGMG	
Flotek Industries Inc	FTK	
Flow Int'l	FLOW	22.5
Flowers Foods	FLO	11.5
Flowserve Corp.	FLS	9
Fluor Corp.	FLR	5
Flushing Finl Corp	FFIC	5.1
FMC Corp.	FMC	9
FMC Technologies Inc	FTI	
FNB Bancorp	FNBG	
FNB United Corp	FNBN	
FNBH Bancorp Inc.	FNHM	
Fonar Corporation	FONR	
Fonix Corp	FNXCE	
Food Technology Service Inc.	VIFL	
Foot Locker	FL	4
Football Equities Inc	FBLQ	
Force Protection Inc	FRPT	46
Ford Motor	F	
Forest City Enterpr.	FCE/A	
Forest City Enterprises Inc	FCE/B	
Forest Labs.	FRX	-5
Forest Oil	FST	3

Forlink Software Corporation	FLSW	
FormFactor Inc.	FORM	-10
Formula Systems (1985) Ltd	FORTY	
Forrester Research	FORR	14
Forticell Bioscience Inc	FORBQ	
Fortinet Inc.	FTNT	19
Fortis Inc.	FTS.TO	6
Fortress Exploration Inc	FRXP	
Fortress International Group	FIGI	
Fortress Investment	FIG	
Fortress Paper Limited	FTP.TO	
Fortune Brands	FO	1
Fortune Industries Inc	FFI	
Forum Nat'l Investments Ltd	FMNLE	
Forward Air	FWRD	10.5
Forward Inds Inc	FORD	
Forzani Group Ltd.	FGL.TO	
Fossil Inc.	FOSL	11
Foster (L.B.) 'A'	FSTR	10
Foster Wheeler AG	FWLT	4.5
Fountainpowerboat Industries	FPWBQ	
Four Crystal Funding Inc	FCRS	
Four Oaks Fincorp Inc	FOFN	
Fox Chase Bancorp Inc	FXCB	
FPB Bancorp Inc.	FPBI	
FPIC Insurance	FPIC	
FPL Group	FPL	4.5
Franklin Covey	FC	20
Franklin Credit Hldgs Corp	FCMC	
Franklin Electric	FELE	12
Franklin Financial Services Co	FRAF	
Franklin Resources	BEN	5.5
Franklin Wireless Corp	FKWL	
Fred's Inc. 'A'	FRED	17.5
Freddie Mac	FRE	
Frederick County bancorp Inc	FCBI	
Frederick's of Hollywood Grou	FOH	
Freep't-McMoRan C&G	FCX	6.5
Freeseas Inc	FREE	
Freightcar America Inc.	RAIL	
Fremont Gen'l	FMNTQ	
Fremont Michigan InsuraCorp	FMMH	
Frequency Electrs Inc.	FEIM	
Fresenius Medical Care	FMS	11.25
Fresh Del Monte Prod.	FDP	6
Friede Goldman Halter Inc	FGHLQ	
Friedman Inds Inc.	FRD	

Frisch's Restaurants	FRS	
FRMO Corporation	FRMO	
Frontier Communic.	FTR	
Frontier Development Group	FRG	
Frontier Energy Corp	FRGY	
Frontier Finl Corp Wash	FTBK	
Frontier Oil	FTO	-4.5
Frontline Ltd.	FRO	-16.5
Frozen Food Express	FFEX	
FSI Int'l	FSII	
FTI Consulting	FCN	18.5
FTS Group Inc	FLIP	
Fuel Sys. Solns.	FSYS	23.5
Fuel Tech Inc.	FTEK	17.5
FuelCell Energy	FCEL	
FUJIFILM Hldgs. ADR	FUJIY	20.5
Full House Resorts Inc.	FLL	
FullCircle Registry Inc.	FLCR	
Fuller (H.B.)	FUL	13.5
Fulton Fin'l	FULT	6.33
Fundtech Ltd.	FNDT	
Funtalk China Holdings Ltd	FTLK	
Fuqi International Inc	FUQI	
Furmanite Corp.	FRM	
Furniture Brands	FBN	
Fushi Copperweld Inc.	FSIN	15
Fusion Telecom. Int'l Inc	FSNN	
Fuwei Films Holdings Co. Ltd.	FFHL	
FX Energy Inc	FXEN	
FX Real Estate & Entertainment	FXRE	
G Willi-Food International	WILC	
G&K Services `A'	GKSR	3
G't Atlantic & Pacific	GAP	
G't Plains Energy	GXP	4.5
G't Wolf Resorts	WOLF	
G-III Apparel Group Ltd	GIII	16.67
Gabelli Equity	GAB	
Gabriel Resources Ltd	GBU.TO	
Gaiam Inc.	GAIA	10
GAINSCO Inc.	GAN	
Galaxy Energy Corp	GAXIQ	
Gallagher (Arthur J.)	AJG	7.5
Gallery Of History Inc.	HIST	
GAMCO Investors Inc	GBL	8
GameStop Corp.	GME	11.5
GameTech Intl Inc	GMTC	10
Gaming Partners Intl	GPIC	

Gammon Gold Inc	GRS	
Gander Mountain Co.	GMTA	
Gannett Co.	GCI	-6.5
Gap (The) Inc.	GPS	12
Garb Oil & Power Corp	GARB	
Gardner Denver	GDI	9
Garmin Ltd.	GRMN	-0.5
Gartner Inc.	IT	11
Gasco Energy Inc	GSX	
Gastar exploration Ltd	GST	
Gate to Wire Solutions Inc	GWIR	
GateHouse Media	GHSE	
Gateway Energy Corporation	GNRG	
Gateway Inds Inc	GWAY	
GATX Corp.	GMT	2
Gaylord Entertainm.	GET	54
Geeknet Inc.	LNUX	
GelStat Corporation	GSAC	
Gen'l Amer. Invest	GAM	
Gen'l Cable	BGC	8.5
Gen'l Communication 'A'	GNCMA	28
Gen'l Dynamics	GD	9.5
Gen'l Electric	GE	8.5
Gen'l Employment Ent.	JOB	
Gen'l Mills	GIS	10
Gen-Probe	GPRO	12.5
Genco Shipping	GNK	2
Gencor Inds Inc	GENC	
GenCorp Inc.	GY	11.5
Gendis Inc.	GDS.TO	
GeneLink Inc.	GNLK	
Generac Holdings Inc	GNRC	
General Bearing	GNRL	
General Chem Group	GNMP	
General Finance Corp	GFN	
General Growth Pptys New	GGP	
General Maritime Corp	GMR	-13
General Moly Inc.	GMO	
General Steel Holdings Inc	GSI	
Generex Biotechnology Corp	GNBT	
Genesco Inc.	GCO	7
Genesee & Wyoming	GWR	5
Genesis Energy	GEL	8
GeneThera Inc.	GTHR	
Genetic Technologies Limited	GENE	
Geneva Acquisition Corp	GAC	
Genitope Corp	GTOP	

Genmed Holding Corporation	GENM	
Gennum Corp.	GND.TO	
Genomic Health	GHDX	
Genoptix Inc	GXDX	25.75
GeNOsys Inc	GNYS	
Genpact Ltd	G	16.67
Genta Inc.	GETA	
Gentex Corp.	GNTX	13
Gentiva Health Services Inc	GTIV	14.5
Genuine Parts	GPC	5
GenVec Inc	GNVC	
Genworth Fin'l	GNW	10.5
Genzyme Corp.	GENZ	13.5
Geo Group (The)	GEO	8.5
GeoBio Energy Inc.	GBOE	
Geocom Resources Inc	GOCM	
GeoEye Inc.	GEOY	
GeoGlobal Resources Inc	GGR	
Geokinetics Inc.	GOK	
GeoMet Inc.	GMET	
GeoPetro Resources Co	GPR	
GeoPharma Inc	GORX	
GeoResources Inc	GEOI	
George Foreman Enterprises In	GFME	
Georgetown Bancorp Inc	GTWN	
Georgia Bancshares Inc	GABA	
Georgia Carolina Bancshares In	GECR	
Georgia Gulf	GGC	
Geos Communications Inc	GCMIE	
Geoworks	GWRX	
Gerber Scientific	GRB	13.5
Gerdau Ameristeel Corp	GNA.TO	
German American Bancorp	GABC	6
Geron Corp	GERN	5
Getty Realty Corp.	GTY	
GFI Group Inc.	GFIG	20
GFR Pharmaceuticals Inc	GFRP	
Giant Interactive Group Inc	GA	
Gibraltar Inds.	ROCK	16
Giga-Tronics Inc.	GIGA	
GigaBeam Corp.	GGBMQ	
GigaMedia Ltd.	GIGM	
GigOptix Inc	GGOX	
Gilat Satellite	GILT	
Gildan Activewear	GIL	14
Gilead Sciences	GILD	9
Gilman & Ciocia Inc	GTAX	

GiveMePower Corp.	GMPW	
Given Imaging Ltd	GIVN	
Glacier Bancorp Inc.	GBCI	10.33
Glacier Water Svcs. Inc	GWSV	
Gladstone Capital	GLAD	80
Gladstone Commercial Corp	GOOD	2
Glatfelter	GLT	7.5
GlaxoSmithKline ADR	GSK	2.5
Glen Burnie Bancorp	GLBZ	
Glen Rose Petroleum Corp	GLRP	
Glentel Inc.	GLN.TO	
GLG Life Tech Corp	GLGL	
GLG Partners Inc	GLG	20
Glimcher Rity Trust	GRT	
Global 8 Environmental Tech	GBLE	
Global Aircraft Solutions Inc	GACFQ	
Global Axxess Corporation	GAXC	
Global Cash Access Holdings	GCA	11
Global Casinos Inc	GBCS	
Global Clean Energy Holdings	GCEH	
Global Crossing	GLBC	12
Global Defense Tech & Sys Inc	GTEC	
Global Diversified Industries	GDIV	
Global e-Point Inc	GEPT	
Global Ecology Corp	GLEC	
Global Energy Group Inc.	GENG	
Global Energy Holdings Group	GLNH	
Global Entertainment Corp	GNTP	
Global Entnmt Hldgs/Equities	GAMT	
Global Environmental Energy C	GEECF	
Global Green Solutions Inc	GGRN	
Global Inds.	GLBL	7.5
Global Med Tech	GLOB	
Global Partners LP	GLP	
Global Payment Tech	GPTX	
Global Payments	GPN	12
Global Power Equipment Gr Inc.	GLPW	
Global Realty Development Co	GRLY	
Global Sources	GSOL	8
Global Telecom & Technology	GTLT	
Global Traffic Network Inc	GNET	18
Global-Tech Adv. Innovations	GAI	
GlobalOptions Group Inc	GLOI	
GlobalSCAPE Inc	GSB	
Globalstar Inc.	GSAT	
Globe Specialty Metals Inc	GSM	
Globecomm Systems	GCOM	

Globetech Ventures Corp	GTVCF	
GlobeTrac Inc.	GBTR	
Glowpoint Inc	GLOW	
Glu Mobile Inc	GLUU	
Glycogenesys Inc	GLGSQ	
GMX Resources Inc	GMXR	10
Golar LNG Ltd	GLNG	
Gold Reserve Inc	GRZ	
Goldcorp Inc.	GG	12
Golden Eagle International Inc	MYNG	
Golden Enterprises	GLDC	
Golden Gate Homes Inc	GNGT	
Golden Phoenix Minerals Inc /F	GPXM	
Golden Star Res	GSC.TO	
Goldman Sachs	GS	5
Goldrich Mining Co	GRMC	
GoldSpring Inc.	GSPG	
Golf Rounds.com Inc	TEEE	
Golfsmith Intl Hldgs	GOLF	12.5
Good Times Restaurants	GTIM	
Goodrich Corp.	GR	5.5
Goodrich Petro Corp.	GDP	15.67
Goodyear Tire	GT	35
Google Inc.	GOOG	17.5
Gorman-Rupp Co.	GRC	0.5
Gottaplay Interactive Inc.	GTAP	
Gottschalks	GOTTQ	
Gouverneur Bancorp Inc	GOVB	
GP Strategies Corp	GPX	20
GPS Industries Inc	GPSNQ	
Graco Inc.	GGG	10
GrafTech Int'l Ltd.	GTI	10
Graham Corp.	GHM	25
Graham Packaging Co Inc	GRM	10
Grainger (W.W.)	GWW	9.5
Gramercy Capital Corp	GKK	
Gran Tierra Energy Inc	GTE	
Grand Canyon Education Inc	LOPE	30.11
Granite city Food & Brewery	GCFB	
Granite Construction	GVA	2
Graphic Packaging Hldg Co	GPK	8
GraphOn Corp	GOJO	
Gravity Co. Ltd.	GRVY	
Gray Television Inc	GTN	
Graymark Healthcare Inc	GRMH	
Great American Bancorp Inc	GTPS	
Great Basin Gold Ltd	GBG	

Great China Intl Hldgs Inc	GCIH	
Great Lakes Aviation	GLUX	
Great Northern Iron Ore	GNI	
Great Southern Bancorp	GSBC	
Great West Lifeco Inc.	GWO.TO	
Greatbatch Inc.	GB	10.5
Greater Atlantic Fin'l Corp	GAFC	
Greater Sacramento Bancorp	GSCB	
Green Bankshares Inc	GRNB	10
Green Builders Inc	GRBUD	
Green Mtn. Coffee	GMCR	38
Green Plains Renewable Energy	GPRE	12
Green Planet Group Inc	GNPG	
Green St Energy Inc	GSTYE	
Green Star Energies Inc	GSRE	
Greenbrier Cos Inc.	GBX	10
Greene County Bancorp Inc.	GCBC	
Greenhill & Co	GHL	17.5
GreenHunter Energy Inc.	GRH	
Greenland Corporation	GRLC	
Greenlight Capital Re	GLRE	37
Greenman Tech Inc	GMTI	
Greenshift Corp	GERS	
Greif Inc.	GEF	8.5
Greystone Logistics Inc	GLGI	
Griffin Ld & Nurseries Inc	GRIF	
Griffon Corp.	GFF	12.5
Grill Concepts Inc	GLLC	
Groen Brothers Aviation Inc	GNBA	
Group 1 Automotive	GPI	7.5
Grubb & Ellis Co.	GBE	
Grupo TMM SA	TMM	
GS Financial Corp.	GSLA	
GSE Sys Inc	GVP	75
GSI Commerce	GSIC	
GSI Group Inc	GSIGQ	
GSI Technology Inc	GSIT	
GSV Inc	GSVI	
Gt Lakes Dredge & Dock Co	GLDD	
GT Solar Int'l	SOLR	
GTC Biotherapeutics Inc	GTCB	
GTC Telecom Corp	GTCC	
GTSI Corp	GTSI	
GTx Inc	GTXI	
Guaranty Bancorp	GBNK	
Guaranty Fed'l Bancshares Inc	GFED	
Guaranty Financial Group Inc	GFGFQ	

Guardian Cap Group Ltd	GCG.TO	
Guardian Capital Group 'A'	GCG/A.TO	
Guardian Tech Intl Inc	GDTI	
Guess Inc.	GES	17
Guidance Software Inc.	GUID	15
Guided Therapeutics Inc	GTHP	
Gulf Island Fabrication	GIFI	
Gulf Resources Inc	GFRE	
Gulfmark Offshore	GLF	
Gulfport Energy Corporation	GPOR	
Gulfstream Intl Group Inc	GIA	
Gymboree Corp.	GYMB	11.5
Gyrodyne Co Amer Inc	GYRO	
H&E Equipment Services Inc	HEES	
H.E.R.C. Products Inc	HERC	
Habersham Bancorp Inc	HABC	
Hackett Group Inc	HCKT	17.5
Haemonetics Corp.	HAE	11.5
Hain Celestial Group	HAIN	8
Halifax Corp.	HALX	
Hallador Energy Co	HPCO	
Halliburton Co.	HAL	2
Hallmark Finl Svcs	HALL	
Hallwood Group Inc.	HWG	
Halozyme Therapeutics Inc	HALO	
Hampden Bancorp	HBNK	
Hampshire Group Ltd.	HAMP	
Hampton Roads Bankshares	HMPR	
Hana Biosciences Inc	HNAB	
Hancock (J) Invs. Trust	JHI	
Hancock Fabrics	HKFI	
Hancock Holding	HBHC	8
Handleman Co.	HDLM	
Hanesbrands Inc.	HBI	16
Hanger Orthopedic Grp	HGR	15
Hanmi Financial Corporation	HAFC	
Hanover Foods Corporation /PA/	HNFSA	
Hanover Insurance	THG	7
Hansen Medical Inc	HNSN	
Hansen Natural Corp.	HANS	13.5
Harbin Electric Inc	HRBN	25
Harbinger Group Inc.	HRG	
Harbor BioSciences Inc.	HRBR	
Harbor Brewing Co Inc	HBWO	
Harbourton Capital Group Inc	HBTC	
Hardinge Inc.	HDNG	
Hardwired Interactive INc	HDWR	

Harley-Davidson	HOG	-2.5
Harleysville Group	HGIC	
Harleysville Svgs Finl Corp	HARL	
Harman Int'l	HAR	10
Harmonic Inc.	HLIT	4
Harmony Gold Mining Company Li	HMY	
Harold's Stores	HRLSQ	
Harrington West Finl Grp Inc	HWFG	
Harris & Harris Group	TINY	
Harris Corp.	HRS	8.5
Harris Interactive Inc	HPOL	
Harry Winston Diamond Corp	HW.TO	
Harsco Corp.	HSC	7
Hart Stores Inc	HIS.TO	
Harte-Hanks	HHS	0.5
Hartford Fin'l Svcs.	HIG	-2.5
Hartmarx Corp.	HTMXQ	
Hartville Group Inc	HVLL	
Harvard Bioscience Inc	HBIO	
Harvest Natural Resources	HNR	
Harvey Electronics Inc	HRVEQ	
Hasbro Inc.	HAS	8
Hastings Entmt Inc	HAST	
Hauppague Digital	HAUP	
Haverty Furniture	HVT	22.5
Haverty Furniture Companies In	HVT/A	
Hawaiian Elec.	HE	7
Hawaiian Holdings Inc	HA	
Hawk Corp	HWK	
Hawkins Inc	HWKN	
Hawthorn Bancshares Inc	HWBK	
Haynes International Inc	HAYN	
HCB Financial	HCBN	
HCC Insurance Hldgs.	HCC	4
HCP Inc.	HCP	
Head N V	HEDYY	
Headwaters Inc.	HW	-2
Health Anti-Aging Lifestyle	HLOI	
Health Care REIT	HCN	5.86
Health Fitness Corp.	FIT	
Health Grades Inc.	HGRD	
Health Mgmt. Assoc.	HMA	13
Health Net	HNT	15
Healthcare R'lty Trust	HR	
Healthcare Svcs.	HCSG	19
HealtheTech Inc.	HETC	
HealthGate Data Corp	HGAT	

HEALTHSOUTH Corp.	HLS	15.5
HealthSpring Inc	HS	
HealthStream Inc	HSTM	
HealthTronics Inc	HTRN	15
HealthWarehouse.com Inc	HEWA	
Healthways Inc.	HWAY	2.5
Heartland Bancshares Inc /IN/	HRTB	
Heartland Express	HTLD	8.5
Heartland Financial USA Inc	HTLF	7.5
Heartland Oil Gas & Corp	HTOG	
Heartland Payment Systems Inc	HPY	14.38
HeartWare International Inc	HTWR	
HearUSA Inc.	EAR	
Heckman Corp	HEK	35
Hecla Mining	HL	7.5
Heelys Inc	HLYS	
HEI Inc	HEII	
HEICO Corp	HEI/A	
HEICO Corp.	HEI	5.5
Heidrick & Struggles	HSII	16.5
Heinz (H.J.)	HNZ	7
Helen of Troy Ltd.	HELE	10
Helicos Biosciences Corp	HLCS	
Helios & Matheson No. America	HMNA	
Helix BioMedix Inc	HXBM	
Helix Biopharma Corp	HXBPF	
Helix Energy Solutions	HLX	3
Hellenic Telecom Org. SA (OTE)	OTE	
Helmerich & Payne	HP	
HemaCare Corp.	HEMA	
Hemagen Diagnostics Inc.	HMGN	
Hemispherx Biopharma Inc	HEB	
Hendrx Corp	HDRX	
Hennessy Advisors Inc	HNNA	
Henry (Jack) & Assoc.	JKHY	11
Henry Bros. Electronics Inc	HBE	
HepaLife Technologies	HPLF	
Herald National Bank	HNB	
Herbalife Ltd.	HLF	11.5
Herborium Group Inc	HBRM	
Hercules Offshore Inc	HERO	
Heritage Bankshares Inc/VA	HBKS	
Heritage Commerce Corp	HTBK	13.5
Heritage Financial	HFWA	9
Heritage Financial Group	HBOS	
Heritage Oaks Bancorp	HEOP	
Heritage-Crystal Clean Inc	HCCI	20

Herley Inds.	HRLY	4
Hersha Hospitality Trust	HT	-2.67
Hershey Co.	HSY	6.5
Hertz Global	HTZ	12
Heska Corp	HSKA	
Hess Corp.	HES	2.5
Hewitt Associates 'A'	HEW	22
Hewlett-Packard	HPQ	9.5
Hexcel Corp.	HXL	12.5
HF Financial Corp.	HFFC	
HFB Financial Corp	HFBA	
HFF Inc	HF	
hhgregg Inc	HGG	19.41
Hi-Rise Recycling Systems Inc	HIRI	
Hi-Tech Pharm.	HITK	9.71
Hibbett Sports	HIBB	7.5
Hickok Inc	HICKA	
Hickory Tech Corp	HTCO	
HiEnergy Technologies Inc.	HIET	
High Country Bancorp Inc	HCBC	
High Liner Foods Inc	HLF.TO	
Highlands Bankshares	HBSI	
Highway Holdings Ltd	HIHO	
Highwood Pptys Inc.	HIW	2.38
Hill International Inc	HIL	20
Hill-Rom Hldgs.	HRC	8
Hillenbrand Inc.	HI	8.5
Hilltop Holdings Inc	HTH	
Himax Technologies Inc	HIMX	
Hingham Inst Sav	HIFS	
Hitachi Ltd. ADR	HIT	
Hittite Microwave Corp	HITT	13.5
HKN Inc	HKN	
HMG Courtland Prop	HMG	
HMN Financial Inc.	HMNF	
HMS Holdings Corporation	HMSY	21.75
HNI Corp.	HNI	2
Hoku Corp	HOKU	
Holly Corp.	HOC	5
Holly Energy Partners L.P.	HEP	
Hollsys Automation Techn.	HOLI	
Hollywood Media Corp	HOLL	
Holobeam Inc	HOOB	
Hologic Inc.	HOLX	8.5
Homasote Co	HMTC	
Home Bancorp inc	HBCP	
Home Bancshares Inc	HOMB	5

Home City Financial Corp.	HCFL	
Home Depot	HD	2.5
Home Federal Bancorp Inc/Md	HOME	
Home Finl Bancorp	HWEN	
Home Loan Fin'l Corp	HLFN	
Home Pptys NY Inc	HME	3.66
HomeFed Corporation	HOFD	
Homeland security Capital Cor	HOMS	
Homeowners Choice Inc	HCII	
Honda Motor ADR	HMC	7.5
Honeywell Int'l	HON	4.5
Hong Kong Highpower Technology	HPJ	
Hooker Furniture Corp	HOFT	
Hooper Holmes	HH	
Hopewell Valley Community Bank	HWDY	
HopFed Bancorp	HFBC	
Horace Mann Eductrs.	HMN	8
Horizon Bancorp/IN/	HBNC	
Horizon Financial	HRZB	
Horizon Health Intl Corp	HZHI	
Horizon Lines Inc	HRZ	
Hormel Foods	HRL	10
Hornbeck Offshore Services Inc	HOS	
Horsehead Holding Corp	ZINC	
Horton D.R.	DHI	
Hospira Inc.	HSP	8.5
Hospitality Properties	HPT	
Host Hotels and Resorts	HST	-14.5
Hot Topic Inc.	HOTT	11
Hotel Outsource Mgmt. Intl	HOUM	
House of Brussels Chocolates	HBSL	
House of Taylor Jewelry Inc	HOTJ	
Houston Amer Energy Corp	HUSA	
Houston Wire & Cable Co.	HWCC	21.4
Hovnanian Enterpr. 'A'	HOV	
HQ Sustainable Maritime Inds	HQS	25
HRPT Pptys Tr	HRP	0.75
HSBC Holdings PLC	HBC	
HSN Inc.	HSNI	19.2
HST Global Inc.	HSTC	
HSW International Inc	HSWI	
Hub Group	HUBG	6.5
Hubbell Inc 'A'	HUB/A	
Hubbell Inc. 'B'	HUB/B	4
Hudson City Bancorp	HCBK	10.5
Hudson Highland Group Inc.	HHGP	
Hudson Holding Corporation	HDHL	

Hudson Technologies Inc.	HDSN	
Hudson Valley Hldgs Corp	HUVL	
Hughes Communications Inc.	HUGH	10
HUGHES Telematics Inc	HUTC	
Hugoton Royalty Trust	HGT	
Hull Energy Inc	HULL	
Human Genome	HGSI	
Human Pheromone Sciences Inc.	EROX	
Humana Inc.	HUM	6
Humatech Inc	HUMT	
Hunt (J.B.)	JBHT	8.5
Huntington Bancshs.	HBAN	1.5
Huntsman Corp.	HUN	8.5
Hurco Companies	HURC	
Huron Consulting	HURN	7.5
Hurray! Holding Co. Ltd.	HRAY	
Husky Energy Inc.	HSE.TO	4
Hutchinson Techn.	HTCH	
Huttig Building Products Inc	HBPI	
Hyatt Hotels Corp	H	
Hybrid Energy Holdings Inc	HYBE	
Hydrogen Corp	HYDGQ	
Hydrogen Power Inc	HYDP	
Hydrogenics Corp	HYGS	
Hydromer Inc	HYDI	
Hydron Technologies Inc.	HTEC	
Hypercom Corp	HYC	23.33
Hyperdynamics Corp	HDY	
HyperFeed Technologies Inc	HYPRQ	
Hythiam Inc	HYTM	
I.C. Isaacs & Co.	ISAC	
I.D. Systems Inc.	IDSY	
IA Global Inc	IAGI	
IAC/InterActiveCorp	IACI	19
IAMGOLD Corp.	IMG.TO	
IAS Communications Inc	IASCA	
Iberiabank Corp	IBKC	
Ibero-America Fund	SNF	
Ibis Technology Corp	IBIS	
IBSG International Inc	IBIN	
Icad Inc.	ICAD	
Icagen Inc.	ICGN	
iCarbon Corp	ICRB	
ICC Worldwide Inc	ICCW	
IceWEB Inc.	IWEB	
ICF International Inc	ICFI	
ICO Global Comm. (Hldgs) Ltd	ICOG	

ICO Inc.	ICOC	
ICON Plc	ICLR	
Iconix Brand Group	ICON	9.5
ICOP Digital Inc	ICOP	
ICTS International N V	ICTSF	
ICU Medical	ICUI	11.5
ICx Technologies Inc	ICXT	
IDACORP Inc.	IDA	4.5
Ideation Acquisition Corp	IDIU	
Idenix Pharma. Inc.	IDIX	
Idera Pharmaceuticals Inc	IDRA	
IDEX Corp.	IEX	7
IDEXX Labs.	IDXX	12.5
IDI Global Inc.	IDIB	
iDNA Inc	IDAI	
IDT Corp Cl B	IDT	
IEC Electronics Corp	IEC	
IEH Corp.	IEHC	
IFM Investment Limited	CTC	
iGate Corp.	IGTE	18.5
Igene Biotechnology Inc	IGNE	
IGI Laboratories Inc	IG	
IGM Financial Inc.	IGM.TO	9
IGO Inc	IGOI	
IHS Inc.	IHS	11
II-VI Inc.	IIVI	8.5
Ikanos Communications	IKAN	
Ikonics Corp	IKNX	
iLinc Communications Inc	ILNC	
Illini Corp	ILII	
Illinois Tool Works	ITW	6
illumina Inc.	ILMN	22
ILX Resorts Inc	ILXRQ	
Image Entertainment	DISK	
Image Sensing Sys Inc	ISNS	
Image Technology Laboratories	IMTL	
ImageMax Inc	IMAG	
Imagenetix Inc	IAGX	
ImageWare Systems Inc	IWSY	
Imaging Diagnostic Systems Inc	IMDS	
ImaRx Therapeutics Inc	IMRX	
Imation Corp.	IMN	2
IMAX Corp.	IMAX	30.67
Imergent Inc	IIG	
Immersion Corp	IMMR	
Immtech Pharmaceuticals Inc.	IMMP	
ImmuCell Corp.	ICCC	

Immucor Inc.	BLUD	11.5
Immunicon Corp	IMMCQ	
ImmunoGen Inc.	IMGN	
Immunomedics	IMMU	
Immunosyn Corp	IMYN	
Immunotech Laboratories Inc	IMMB	
IMPAC Mortgage Hldgs	IMPM	
Impax Laboratories	IPXL	
Imperial Capital Bancorp Inc	IMPCQ	
Imperial Ginseng Prods Ltd	IGPFF	
Imperial Inds Inc	IPII	
Imperial Oil Ltd.	IMO	5
Imperial Sugar Co.	IPSU	
Imperial Tobacco Group PLC	ITYBY	
Implant Sciences Corp.	IMSC	
Impreso Inc	ZCOM	
In Veritas Medical Diagnostic	IVME	
Inca Designs Inc	IDGI	
Incentra Solutions Inc	ICNSQ	
Income Oppurtunity Rlty	IOT	
inContact Inc	SAAS	15
Incyte Corp.	INCY	
Indep Bank Corp/MI	IBCP	
Independence Fed Savings Bank	IFSB	
Independence Hldg. Co	IHC	
Independent Bank MA	INDB	8.25
Index-Dow Jones Ind Avg	DJI	
India Globalization Capital	IGC	
Indiana Community Bancorp	INCB	5
Indl Alliance Ins and Finl	IAG.TO	
Industrial Enterprises of Amer	IEAM	
Industrial Minerals Inc	IDSM	
Industrial Svcs of America	IDSA	
IndyMac Bancorp Inc.	IDMCQ	
Inergy Holdings LP	NRGP	12.5
Inergy L.P.	NRGY	20.5
Infinera Corp.	INFN	
Infinex Ventures Inc.	INFX	
Infinite Group Inc.	IMCI	
Infinity Energy Resources	IFNY	
Infinity Medical Group Inc	IMGR	
Infinity Pharmaceuticals	INFI	
Infinity Prop. & Casualty	IPCC	10
infoGROUP Inc	IUSA	
InfoLogix Inc	IFLG	
InfoNow Corp.	INOW	
Informatica Corp.	INFA	18

Information Analysis Inc.	IAIC	
Information Architects Corp	IACH	
Information Services Group Inc	III	13
Infosmart Group Inc	IFSG	
InfoSonics Corp	IFON	
InfoSpace Inc.	INSP	
Infosys Techn. ADR	INFY	9.5
InfuSystems Holdings Inc	INHI	10
Ingersoll-Rand	IR	15.5
Ingles Markets	IMKTA	7.5
Ingram Micro 'A'	IM	10
Inhibitex Inc	INHx	
Inksure Technologies Inc	INKS	
InMedica Development Corp	IMDD	
Inmet Mining Corp.	IMN.TO	
InnerWorkings Inc.	INWK	20
Innodata Isogen Inc	INOD	
Innophos Holdings Inc.	IPHS	5
Innospec Inc	IOSP	
Innotrac Corp	INOC	
Innova Pure Water Inc	IPUR	
Innovative Card Technologies	INVC	
Innovative Software Techs Inc	INIV	
Innovative Solutions & Support	ISSC	20
Innovex Inc.	INVX	
Innuity Inc.	INNU	
Inovio Biomedical Corp	INO	
InPlay Technologies Inc	NPLA	
Inrob Tech Ltd	IRBL	
Insight Enterprises	NSIT	1
Insignia Systems	ISIG	
InSite Vision Inc	INSV	
Insituform Techn.	INSU	21
Insmmed Inc	INSM	
Inspire Pharmaceuticals	ISPH	
instaCare Corp	ISCR	
Insteel Industries	IIIN	
Insulet Corp	PODD	28.33
InsWeb Corporation	INSW	
Insynq Inc	INSQ	
Int'l Baler Corp	IBAL	
Int'l Business Mach.	IBM	8.5
Int'l Commercial Television	ICTL	
Int'l Flavors & Frag.	IFF	6.5
Int'l Game Tech.	IGT	8.5
Int'l Monetary Systems Ltd.	ITNM	
Int'l Paper	IP	9

Int'l Rectifier	IRF	
Int'l Speedway 'A'	ISCA	0.5
Int'l. Card Establishment Inc	ICRD	
Integra Bank Corporation	IBNK	
Integra LifeSciences	IART	14
Integral Systems	ISYS	
Integral Technologies Inc\CA	ITKG	
Integral Vision Inc	INVI	
IntegraMed Amer Inc	INMD	25
Integrated BioPharma Inc	INBP	
Integrated Device	IDTI	5.5
Integrated Electrical Svcs Inc	IESC	
Integrated Environmental Tech	IEVM	
Integrated Mgmt Information	INMG	
Integrated Security Syst	IZZI	
Integrated Silicon Solution	ISSI	
Integrated Surgical Sys. Inc.	ISSM	
Integrative Health Tech Inc.	IHTI	
Integrity Bancshres Inc	ITYCQ	
Integrys Energy	TEG	7
Intel Corp.	INTC	10.5
IntelGenx Technologies Corp.	IGXT	
Intellicheck Mobilisa Inc.	IDN	
Intelligent Living Corp	ILVC	
Intelligent Sys Corp.	INS	
Intelligroup Inc	ITIG	
IntelliPharmaceutics Int'l In	IPCI	
Inter Parfums Inc.	IPAR	12.5
Interactive Brokers Group Inc	IBKR	15
Interactive Data	IDC	9.5
Interactive Intelligence Inc	ININ	17.5
Interactive Motorsports & Ent	IMTS	
Interactive Sys Worldwide Inc	ISWI	
interCLICK inc	ICLK	
IntercontinentalExch.	ICE	11.5
InterDigital Inc.	IDCC	10
Interep National Radio Sales I	IREP	
Interface Inc. 'A'	IFSIA	6.5
Interleukin Genetics	ILI	
Interline Brands Inc	IBI	15
Interlink Electronics Inc	LINK	
Intermec Inc.	IN	12.5
Intermountain Community Bncp	IMCB	
InterMune Inc	ITMN	
Internap Network Services	INAP	7
International Absorbents Inc	IAX	
International Automated System	IAUS	

International Coal Group Inc	ICO	
International Dispensing Corp	IDND	
International Energy Inc	IENI	
International Fight League In	IFLI	
International Forest Products	IFP/A.TO	
International Fuel Tech. Inc.	IFUE	
International Speedway Corp	ISCB	
International Stem Cell Corp	ISCO	
International Textile Group	ITXN	
International Wire Group Inc	ITWG	
Internet America Inc	GEEK	
Internet Brands	INET	
Internet Capital Group Inc	ICGE	30
Internet Initiative Japan Inc	IJI	
InterOil Corp	IOC	
Interphase Corp.	INPH	
Interplay Entertainment Corp	IPLY	
Interpublic Group	IPG	24
Intersections Inc	INTX	
Intersil Corp. 'A'	ISIL	4
Interstate Hotels & Resorts	IHR	
Intertape Polymer Group Inc.	ITPOF	
Interval Leisure Group Inc.	IILG	
Intervest Bancshares Corp.	IBCA	
inTEST Corp	INTT	
Intevac Inc	IVAC	
Intl Assets Hldg Corp.	IAAC	
Intl Bancshares Corp.	IBOC	
Intl Shipholding	ISH	
Intl Thoroughbred Breeders	ITGB	
Intl Tower Hill Mines Ltd	THM	
Intrepid Potash Inc	IPI	5.9
IntriCon Corp	IIN	
Introgen Therapeutics Inc	INGNQ	
Intrusion Inc.	INTZ	
Intuit Inc.	INTU	11
Intuitive Surgical	ISRG	21.5
Inuvo Inc	INUV	
Invacare Corp.	IVC	11
inVentiv Health	VTIV	6.5
Inverness Med.	IMA	
Investment Techn.	ITG	5
Investors Bancorp	ISBC	
Investors Heritage Capital	IHRC	
Investors Title Co	ITIC	4
Invictus Financial Inc	IVFZ	
INX Inc.	INXI	

ION Geophysical	IO	4.5
Iowa First Bancshares Corp	IOFB	
Iowa Telecom. Svcs.	IWA	-2.5
iParty Corp.	IPT	
iPass Inc	IPAS	
IPC Hldgs Ltd	IPCR	
IPC The Hospitalist Co	IPCM	23.33
IPG Photonics Corporation	IPGP	20
iQ Power AG	IQPOF	
IR BioSciences Holdings Inc	IRBS	
Iridex Corp	IRIX	
Iridium Communications Inc	IRDM	
Iris International Inc	IRIS	19
iRobot Corp.	IRBT	24
Iron Mountain	IRM	14.5
Ironclad Performance wear Co.	ICPW	
Ironwood Pharmaceuticals Inc	IRWD	
Irvine Sensors	IRSN	
Isabella Bank Corp	ISBA	
iSecureTrac Corp	ISEC	
Isilon Systems Inc.	ISLN	22.5
Isis Pharmac.	ISIS	
Isle of Capri Casinos Inc	ISLE	
Islet Holdings Inc	ISHI	
Isomet Corp	IOMT	
IsoRay Inc	ISR	
Isotechnika Pharma Inc	ISA.TO	
Isramco Inc.	ISRL	
Ista Pharmaceuticals	ISTA	25
iStar Financial Inc	SFI	
ITC Deltacom	ITCD	
ITC Holdings	ITC	14
Iteration Energy Ltd.	ITXFF	
Iteris Inc	ITI	
ITEX Corp	ITEX	
ITIS Holdings Inc	ITHH	
Itron Inc.	ITRI	9.5
Itronics Inc	ITRO	
ITT Corp.	ITT	7
ITT Educational	ESI	19
Ituran Location & Control Ltd	ITRN	
Ivanhoe Energy Inc	IE.TO	
Ivanhoe Mines Ltd	IVN.TO	
IVAX Diagnostics Inc	IVD	
Ivivi Technologies Inc	IVVI	
iVoice Inc	IVOI	
Ixia	XXIA	20

IXYS Corp	IXYS	
J&J Snack Foods	JJSF	13
J. Alexander's Corp	JAX	
J. Crew Group	JCG	14
J.W. MaysInc.	MAYS	
j2 Global Communic.	JCOM	4.5
Jabil Circuit	JBL	16
Jacada Ltd.	JCDA	
Jack in the Box	JACK	9
Jackson Hewitt Tax Svce Inc	JTX	8
Jacksonville Bancorp Inc /FL/	JAXB	
Jacksonville Bancorp Inc/Ill	JXSB	
Jaclyn Inc.	JCLY	
Jaco Electrs Inc	JACO	
Jacobs Engineering	JEC	7
Jacobs Financial Group Inc	JFGI	
Jade Art Group Inc	JADAE	
Jaguar Mng (Canadian)	JAG.TO	
JAKKS Pacific Inc	JAKK	7.83
Jamba Inc	JMBA	
James River Coal Co	JRCC	6
Janel World Trade Ltd	JLWT	
Janus Capital Group	JNS	3.5
Japan Equity Fund	JEQ	
Japan Smaller Cap Fd	JOF	
Jarden Corp.	JAH	37.5
Javelin Pharmaceuticals Inc	JAV	
Javo Beverage Co. Inc.	JAVO	
Jazz Pharmaceuticals Inc	JAZZ	11
JDA Software Group	JDAS	9
JDS Uniphase	JDSU	9
Jean Coutu Group 'A'	PJC/A.TO	
Jefferies Group	JEF	
Jefferson Bancshares Inc	JFBI	
Jeffersonville Bancorp	JFBC	
Jennifer Convertibles Inc	JENN	
Jesup & Lamont Inc.	JLI	
JetBlue Airways	JBLU	64.5
Jewett-Cameron Trading Co. Ltd	JCTCF	
Jiangbo Pharmaceuticals Inc	JGBO	
Jingwei International Ltd.	JNGW	
JLM Couture Inc	JLMC	
JMAR Technologies Inc	JMAR	
JMP Group Inc	JMP	20
Jo-Ann Stores	JAS	34
Joe's Jeans Inc	JOEZ	71
John Bean Technologies Corp	JBT	12

Johnson & Johnson	JNJ	8
Johnson Controls	JCI	12
Johnson Outdoors	JOUT	
Jones Apparel Group	JNY	1.5
Jones Lang LaSalle	JLL	1
Jones Soda Co.	JSDA	
Joseph A. Bank	JOSB	11
Journal Communications	JRN	-10.5
Joy Global	JOYG	9.5
JPE INC	JPEI	
JPMorgan Chase	JPM	9
JPS Industries	JPST	
Juma Technology Corp.	JUMT	
Juniata Valley Financial Corp	JUVF	
Juniper Group Inc	JUNP	
Juniper Networks	JNPR	14
K V Pharmaceutical 'A'	KV/A	
K-Fed Bancorp	KFED	
K-Sea Trans. Ptnrs L.P.	KSP	
K-Swiss Inc.	KSWS	-2
K-V Pharmaceutical	KV/B	
K12 Inc	LRN	33.42
Kadant Inc.	KAI	4
Kaiser Aluminum Corporation.	KALU	
Kaiser Group Holdings Inc.	KGHI	
Kaman Corp.	KAMN	10.5
Kandi Technolgies Corporation	KNDI	
Kansas City Life Ins	KCLI	
Kansas City South'n	KSU	14.5
Kapstone Paper & Packaging	KS	5
KAR Auction Services Inc	KAR	
Katy Industries Inc	KATY	
Kaydon Corp.	KDN	7
KB Home	KBH	
KBR Inc.	KBR	8.5
KBW Inc	KBW	10
Kearny Financial Corp	KRNY	
Keithley Instruments	KEI	
Kellogg	K	10
Kelly Services 'A'	KELYA	57
Kendle Intl Inc	KNDL	14
Kenexa Corp	KNXA	16.57
Kenilworth Systems Corp.	KENS	
Kennametal Inc.	KMT	4.5
Kennedy-Wilson Holdings Inc	KW	
Kenneth Cole 'A'	KCP	14
Kensey Nash Corp	KNSY	15

Kent Finl Svs Inc	KENT	
Kent Int'l Holdings Inc	KNTH	
Kentucky Bancshares Inc	KTYB	
Kentucky First Fed. Bncp	KFFB	
Keryx Biopharmaceuticals Inc	KERX	
Kewaunee Scientific Corp.	KEQU	
Keweenaw Land Assn Ltd	KEWL	
Key Energy Services Inc	KEG	
Key Technology	KTEC	15
Key Tronic Corp.	KTCC	
KeyCorp	KEY	1.5
Keynote Systems Inc	KEYN	20
KeyOn Communications Holdings	KEYO	
Keystone Consolidated Inds Inc	KYCN	
Kforce Inc	KFRC	35
Kid Brands Inc.	KID	
Killbuck Bancshares Inc	KLIB	
Kilroy Rlty Corp	KRC	
Kimball Int'l 'B'	KBALB	11
Kimber Resources inc	KBX	
Kimberly-Clark	KMB	6
Kimco Realty	KIM	
Kinder Morgan Energy	KMP	4
Kindred Healthcare Inc	KND	10
Kinetic Concepts	KCI	6.5
King Pharmac.	KG	-1.5
Kingold Jewelry Inc	KGJI	
Kingstone Companies Inc	KINS	
Kingsway Finl Svcs Inc	KFS	10
Kinross Gold	KGC	10
Kirby Corp.	KEX	8
Kirkland Lake Gold Inc	KGILF	
Kirkland's Inc.	KIRK	14
KIT Digital Inc	KITD	40
Kiwibox.com Inc	KIWB	
KKR Financial Holdings LLC	KFN	
KLA-Tencor	KLAC	6
Klever Marketing Inc	KLMK	
klondike Star Mineral Corp	KDSM	
KMG Chemicals Inc	KMGB	
Knight Capital Group	NITE	4.5
Knight Transportation Inc	KNX	11.93
Knightsbridge Tankers	VLCCF	
Knoll Inc	KNL	
Knology	KNOL	
Knot (The)	KNOT	-4.5
Knox Nursery Inc	KNUR	

Kobex Minerals Inc	KXM	
Kodiak Energy Corp	KDKN	
Kodiak Oil & Gas Corp	KOG	45.5
Kohl's Corp.	KSS	6
Kolorfusion Intl Inc	KOLR	
Komodo Inc	KMDO	
Kona Grill Inc	KONA	22.5
Kongzhong Corp	KONG	
Kopin Corp	KOPN	20
Koppers Holdings Inc	KOP	8
Kore Holdings Inc	KORH	
Korea Electric ADR	KEP	
Korea Fund	KF	
Korn/Ferry Int'l	KFY	4
Koss Corp	KOSS	
Kraft Foods	KFT	7
Kraton Performance Polymers	KRA	20
Kratos Defense & Security	KTOS	
Kreisler Mfg Corp.	KRSL	
Krispy Kreme	KKD	
Kroger Co.	KR	7.5
Kronos Advanced Tech Inc	KNOS	
Kronos Worldwide Inc	KRO	
KS Bancorp Inc	KSBI	
KSW Inc	KSW	
KT Corporation	KT	
Kulicke & Soffa	KLIC	
Kupper Parker Commun	KPCG	
KVH Inds Inc	KVHI	30
Kyocera Corp. ADR	KYO	7
Kyzen Corp 'A'	KYZN	
L&L Energy Inc.	LLEN	
L-1 Identity Sol.	ID	
L-3 Communic.	LLL	10
La Jolla Pharmaceutical Co	LJPC	
La-Z-Boy Inc.	LZB	
LaBarge Inc.	LB	17.5
Labopharm Inc	DDS.TO	
Laboratory Corp.	LH	9.5
LaBranche & Co Inc	LAB	
Laclede Group	LG	2.5
LaCrosse Footwear Inc	BOOT	17.5
Ladenburg Thalmann Finl Svcs	LTS	
Ladish Co	LDSH	7.5
Lafayette Community Bancorp	LFYC	
Lake Shore Bancorp Inc	LSBK	
Lakeland Bancorp Inc	LBAI	10

Lakeland Finl Corp	LKFN	10
Lakeland Ind	LAKE	
Lakes Entertainment Inc.	LACO	15
LAM Industries Inc	LAIC	
Lam Research	LRCX	8
Lamar Advertising	LAMR	20.5
Lan Airlines S.A.	LFL	10
Lancaster Colony	LANC	12
Lance Inc.	LNCE	18
Lancer Orthodontics Inc	LANZ	
Landauer Inc.	LDR	8
Landec Corp	LNDC	
Landmark Bancorp Inc	LARK	
Landry's Restaurants	LNK	-1.5
Landstar Sys.	LSTR	17.5
Lannett Co Inc	LCI	37
Lantronix Inc	LTRX	
LaPolla Industries Inc	LPAD	
Laporte Bancorp Inc.	LPSB	
Largo Vista Group Ltd	LGOV	
Las Vegas Sands	LVS	14.5
LaSalle Hotel Pptys	LHO	-8
Laser Master International	LMTI	
LaserCard Corp.	LCRD	25
Lattice Inc	LTTC	
Lattice Semiconductor	LSCC	
Lauder (Estee)	EL	8.5
Law Enforcement Assoc. Corp	LAWE	
Lawson Products	LAWS	6
Lawson Software Inc	LWSN	
Laxai Pharma Ltd	LAXAF	
Layne Christensen	LAYN	6.5
Lazard Ltd.	LAZ	11
Lazare Kaplan International In	LKI	
LCA-Vision	LCAV	-16.5
LCC Intl Inc.	LCCI	
LCNB Corp	LCNB	
LDK Solar Company Ltd	LDK	
Le@p Technology Inc	LPTC	
Leadis Technology Inc.	LDIS	
Leap Wireless	LEAP	
LeapFrog Enterpr. 'A'	LF	
Lear Corp.	LEA	
Learning Tree Int'l	LTRE	6.5
LECG Corp	XPRT	16
Lecroy Corp	LCRY	12
LecTec Corp.	LECT	

Lee Pharmaceuticals	LPHM	
Legacy Bancorp Inc	LEGC	5
Legacy Reserves	LGCY	
Legal Access Technologies Inc	LGAL	
Legg Mason	LM	
Leggett & Platt	LEG	21
Lehman Bros. Holdings	LEHMQ	
Lenco Mobile Inc	LNCM	
Lender Processing Services	LPS	
Lennar Corp.	LEN	
Lennox Int'l	LII	11
Lenovo Group Ltd	LNVGY	15
Lenox Group Inc.	LENXQ	
Leon's Furniture Ltd.	LNF.TO	
Lescarden Inc	LCAR	
Leucadia National	LUK	
Level 3 Communic.	LVLT	2
Lexicon Pharm. Inc.	LXXR	
Lexicon United Inc.	LXUNE	
Lexington B & L Finl Corp	LXMO	
Lexington Corp. Pptys	LXP	2
Lexington Precision Corp	LEXPQ	
Lexmark Int'l `A'	LXK	5.5
Lexon Technologies Inc	LEXO	
LGL Group Inc	LGL	
LHC Group Inc.	LHCG	16.67
Li-ion Motors Corporation	LMCO	
Libbey Inc.	LBY	
Liberate Technologies Inc	LBTE	
Liberty All-Star	USA	
Liberty Bancorp Inc.	LBCP	
Liberty Global	LBTYA	
Liberty Homes Inc	LIBHB	
Liberty Homes Inc.	LIBHA	
Liberty Property	LRV	
Life Partners Holdings Inc	LPHI	
Life Quotes Inc	QUOT	
Life Technologies	LIFE	15.5
Life Time Fitness Inc	LTM	14.67
LifePoint Hospitals	LPNT	7.5
LifeQuest World Corp	LQWC	
Lifespan Inc	LSPN	
Lifetime Brands Inc	LCUT	10
Lifevantage Corp	LFVN	
Lifeway Foods Inc.	LWAY	
Ligand Pharmaceuticals	LGND	
Lightbridge Corp	LTBR	

LightPath Technologies Inc	LPTH	
Lihua International Inc	LIWA	
Lilly (Eli)	LLY	-0.5
Lime Energy Co.	LIME	
Limelight Networks Inc	LLNW	14
Limited Brands	LTD	1.5
Lin TV Corp.	TVL	5
Linamar Machine Limited	LNR.TO	
Lincare Holdings	LNCR	8
Lincoln Educational Svcs	LINC	17.32
Lincoln Elec Hldgs.	LECO	1
Lincoln Nat'l Corp.	LNC	4.5
Lindsay Corp.	LNN	2.5
Linear Technology	LLTC	13
Linktone Ltd	LTON	
Linkwell Corp	LWLL	
Linn Energy LLC	LINE	
Lionbridge Technologies Inc	LIOX	
Lions Gate Entertainment Corp	LGF	6.9
Liquidity Services Inc	LQDT	17.25
Liquidmetal Technologies	LQMTE	
Litewave Corp	LTWV	
Lithia Motors	LAD	9
Lithium Technology Corp	LTHU	
Littelfuse Inc.	LFUS	10
Littlefield Corporation	LTFD	
Live Current Media Inc	LIVC	
Live Nation Entertainment Inc	LYV	
LiveDeal Inc	LIVE	
LivePerson Inc	LPSN	25
LiveWire Mobile Inc.	LVWR	
Liz Claiborne	LIZ	-3.5
LJ International Inc	JADE	
LKQ Corp.	LKQX	18.5
LMI Aerospace Inc.	LMIA	10.5
LML Payment Sys Inc	LMLP	
LMS Medical Systems Inc	LMSMF	
LNB Bancorp Inc	LNBB	
Loblaw Companies Limited	L.TO	9
Local.com Corporation	LOCM	
Lockheed Martin	LMT	10
LodgeNet Interactive	LNET	
Lodgian Inc	LGN	
Loews Corp.	L	7
Logansport Finl Corp	LOGN	
LOGIC Devices Inc.	LOGC	
Logitech Int'l	LOGI	7

LogMein Inc	LOGM	22.5
LoJack Corp.	LOJN	-2
Longport Inc	LPTI	
Longtop Fin'l Technologies Ltd	LFT	25
Longwei Petroleum Investment	LPIH	
LookSmart Ltd.	LOOK	
LoopNet Inc.	LOOP	-2.5
Loral Space & Comm Inc	LORL	
Lorillard Inc.	LO	7.5
Lorus Therapeutics Inc	LOR.TO	
Lotus Pharmaceuticals Inc.	LTUS	
LOUD Technologies Inc	LTEC	
Louisiana Bancorp inc	LABC	
Louisiana-Pacific	LPX	
Lowe's Cos.	LOW	7
LoyaltyPoint Inc	LYLP	
LRAD Corp	LRAD	
LSB Corp.	LSBX	
LSB Financial Corp	LSBI	
LSB Inds.	LXU	
LSI Corp.	LSI	15.5
LSI Industries	LYTS	
LTC Pptys Inc.	LTC	5.5
LTX-Credence Corp	LTXC	20
Lubrizol Corp.	LZ	15.5
Luby's Inc.	LUB	
Lucas Energy Inc	LEI	
Lucille Farms Inc	LUCY	
Lufkin Inds.	LUFK	
LUKOIL	LUKOY	
lululemon athletica	LULU	
Lumber Liquidators Holdings	LL	18.98
Luminex Corp	LMNX	26.2
Luna Innovations Inc	LUNA	
Luna Technologies Int'l Inc.	LTII	
Lundin Mining Corp	LUNMF	
Luxtottica Group ADR	LUX	6
Lydall Inc.	LDL	
Lyrus Inc	LYRI	
M & F Worldwide	MFW	
M B A Holdings Inc	MBAH	
M&F Bancorp Inc	MFBP	
M&T Bank Corp.	MTB	-1.5
M.D.C. Holdings	MDC	
M/I Homes	MHO	15
M45 Mining Resources Inc	MRES	
MAC Energy Inc	CAK.D	

Mac-Gray Corp	TUC	
Macatawa Bank Corporation	MCBC	
MACC Private Equities	MACC	
Mace Security Intl	MACE	
Macerich Co.	MAC	-17
Mack-Cali R'lty	CLI	
Mackinac Financial Corp	MFNC	
Macquarie Infrastructure	MIC	13.5
Macy's Inc.	M	
Mad Catz Interactive Inc	MCZ.TO	
Madden (Steven) Ltd.	SHOO	13.5
MAG Silver Corporation	MVG	
Magal Security Syst Ltd	MAGS	
Magellan Health Svcs.	MGLN	12
Magellan Midstream	MMP	3.5
Magellan Petroleum Corp.	MPET	
Magic Software Enterprises	MGIC	
Magma Design Automation Inc	LAVA	20
Magna Entertainment Corp	MECAQ	
Magna Int'l 'A'	MGA	8
Magna-Lab 'A'	MAGAA	
Magnetek Inc.	MAG	
Magnum Hunter Resources Corp	MHR	
Maguire Properties Inc	MPG	
Magyar Bancorp Inc	MGYR	
Maiden Holdings Ltd	MHLD	12
Maidenform Brands Inc	MFB	
Maine & Maritimes Corp	MAM	
MainSource Financial Group	MSFG	6
Majesco Entertainment Co	COOL	
MakeMusic Inc.	MMUS	
Makita Corp	MKTAY	
MAKO Surgical Corp	MAKO	
Malvern Federal Bancorp Inc	MLVF	
Mammatech Corp	MAMM	
Management Network Grp Inc.	TMNG	
Manchester Inc	MNCSQ	
Mandalay Media Inc	MNDL	
Manfelder Metals Ltd	MNSF	
MangoSoft Inc	MGOF	
Manhattan Assoc.	MANH	8
Manhattan Bancorp	MNHN	
Manhattan Bridge Capital Inc	LOAN	
Manhattan Pharmaceuticals Inc	MHAN	
Manhattan Scientifics Inc	MHTX	
Manitex International Inc	MNTX	12
Manitoba Telecom Services Inc	MBT.TO	1

Manitowoc Co.	MTW	8.5
Mannatech Inc	MTEX	
MannKind Corp.	MNKD	
Manpower Inc.	MAN	1
ManTech Int'l 'A'	MANT	14
Manulife Fin'l	MFC	13.5
MAP Pharmaceuticals Inc.	MAPP	
Maple Leaf Foods Inc.	MFI.TO	
Marathon Oil Corp.	MRO	1
Marchex Inc.	MCHX	20
Marcus Corp.	MCS	3
Marine Products Corp	MPX	
MarineMax	HZO	14
Mariner Energy Inc.	ME	-17
Markel Corp.	MKL	-1.5
Market Leader Inc	LEDR	
MarketAxess Holdings Inc	MKTX	
Markwest Energy Partners LP	MWE	3
Marlin Business Svcs Inc	MRLN	16
Marriott Int'l	MAR	3.5
Marsh & McLennan	MMC	17.5
Marshall & Ilsley	MI	
Marshall Edwards Inc	MSHLD	
Martek Biosciences	MATK	15
Marten Transport Ltd.	MRTN	10.8
Martha Stewart	MSO	
Martin Marietta	MLM	11.5
Martin Midstream Ptnrs LP	MMLP	3
Marvell Technology	MRVL	
Masco Corp.	MAS	13
Masimo Corp.	MASI	
Mass Megawatts Wind Power Inc.	MMGW	
Massey Energy	MEE	21
MasTec	MTZ	15.5
Mastech Holdings Inc	MHH	
MasterCard Inc.	MA	15
Matech Corp	MTCH	
Material Sciences	MASC	5
MathStar Inc	MATH	
Matrix Service Co.	MTRX	
Matrixx Initiatives Inc	MTXX	
Mattel Inc.	MAT	5
Matthews Int'l	MATW	6.5
Mattson Technology Inc.	MTSN	20
Maui Ld & Pineapple Co Inc.	MLP	
Max Capital Group	MXGL	14.5
Maxco Inc.	MAXC	

Maxim Integrated	MXIM	13.5
MAXIMUS Inc.	MMS	19.5
MaxLinear Inc	MXL	
Maxwell Technologies Inc.	MXWL	25
MaxWorldwide Inc	MAXW	
Maxygen Inc	MAXY	
Maydao Corp	MYDO	
Mayflower Bancorp Inc	MFLR	
MB Finl Inc	MBFI	12
MBIA Inc.	MBI	
MBT Finl Corp	MBTF	
McAfee Inc.	MFE	7
McClatchy Co.	MNI	0.5
McCormick & Co.	MKC	8.5
McCormick & Schmicks Seafood	MSSR	16
McDermott Int'l	MDR	5
McDonald's Corp.	MCD	10
McGrath RentCorp	MGRC	10
McGraw-Hill	MHP	4
McGraw-Hill Ryerson Ltd.	MHR.TO	
McKesson Corp.	MCK	9
McMoRan Exploration Co	MMR	
McRae Ind Inc	MRINA	
MDC Partners Inc	MDCA	11.5
MDI Inc	MDIZ	
MDRNA Inc	MRNA	
MDS Inc	MDS.TO	
MDU Communications Intl Inc	MDTV	
MDU Resources	MDU	7
Mead Johnson Nutrition	MJN	
Meade Instruments	MEAD	
Meadowbrook Ins Grou	MIG	
MeadWestvaco	MWV	12.5
Measurement Specialties Inc	MEAS	12.5
Mechanical Technology Inc.	MKTY	
MedAssets Inc.	MDAS	18.95
MedCath Corp	MDTH	5
MedClean Technologies Inc	MCLN	
Medco Health Solutions	MHS	12
MedCom USA Inc	EMED	
Media General 'A'	MEG	-0.5
Media Sciences Intl Inc	MSII	
Mediacom Communications Corp	MCCC	
Mediatechnics Corpnc	MEDT	
Medical Action Inds.	MDCI	15.5
Medical Connections Holdings	MCTH	
Medical Int'l Tech Inc	MDLH	

Medical Nutrition USA Inc	MDNU	
Medical Staffing Network Hldgs	MSNW	
MedicalCV Inc.	MCVI	
Medicines Company	MDCO	-12
Medicinova Inc	MNOV	
Medicis Pharmac.	MRX	10.5
Medicure Inc	MCUJ	
Medidata Solutions Inc	MDSO	25
Medifast Inc	MED	
Medis Technologies	MDTL	
Medivation Inc	MDVN	
Mediware Info Syst	MEDW	
Medizone International Inc	MZEI	
MEDNAX Inc.	MD	8
MedQuist Inc.	MEDQ	
Medra Corp.	MDRA	
Medtox Scientific Inc.	MTOX	22
Medtronic Inc.	MDT	9
Medwave Inc	MDWV	
Megatech Corporation	MGTC	
Melcor Developments Ltd	MRD.TO	
Mellanox Technologies Ltd	MLNX	20
MEMC Elec. Mat'ls	WFR	2
MEMSIC Inc	MEMS	
Men's Wearhouse	MW	1.5
Mendocino Brewing Inc	MENB	
Mentor Graphics	MENT	
MER Telemgmt	MTSL	
Mera Pharmaceuticals Inc	MRPI	
Mercadolibre Inc	MELI	35
Mercantile Bancorp Inc	MBR	
Mercantile Bank Corp.	MBWM	5.5
Mercer Insurance Group	MIGP	
Merchants Bancshares Inc.	MBVT	5
Merck & Co.	MRK	6.5
Mercury Computer Sys.	MRCY	
Mercury General	MCY	4
Meredith Corp.	MDP	2
Merge Healthcare Inc	MRGE	17.5
Meridian Bioscience	VIVO	15.5
Meridian Holdings Inc	MRDH	
Meridian Interstate Bancorp	EBSB	
Meridian Resource Corp	TMR	
Merilus Inc	MRHD	
Merisel Inc.	MSEL	
Merit Medical Systems	MMSI	20
Meritage Homes Corp	MTH	7.67

Meritage Hospitality Group In	MHGU	
Merriman Curhan Ford Group	MERR	
Mesa Air Group	MESAQ	
Mesa Labs Inc	MLAB	
Met-Pro Corp.	MPR	
Meta Financial Group Inc.	CASH	
Metabolix Inc	MBLX	25
Metalico Inc.	MEA	10
Metalink Ltd	MTLK	
Metalline Mining Co	MMG	
Metals USA Holdings Corp	MUSA	
Methanex Corp.	MEOH	21.9
Methode Elec.	MEI	
MetLife Inc.	MET	7.5
Metro Bancorp Inc	METR	10
Metro Inc.	MRU/A.TO	
Metro One Telecommunications	INFO	
Metro PCS Communic.	PCS	24.5
MetroCorp Bancshares Inc	MCBI	8
Metropolitan Health Networks	MDF	9.9
Mettler-Toledo Int'l	MTD	9
Metwood Inc	MTWD	
Mexco Energy Corp	MXC	
Mexican Restaurants Inc.	CASA	
Mexico Fund	MXF	
Mexoro Minerals Ltd.	MXOM	
MF Global Holdings Ltd.	MF	12.5
MFRI Inc.	MFRI	
MFS Multimarket	MMT	
MGE Energy	MGEE	4
MGIC Investment	MTG	
MGM Mirage	MGM	-3.5
MGP Ingredients Inc.	MGPI	
MGT Capital Inv. Inc.	MGT	
MHI Hospitality Corp.	MDH	
MI Developments Inc	MIM	
Michelex Corp	MLXO	
Michigan Community Bancorp Ltd	MCBP	
Michigan Heritage Bancorp Inc	MHBC	
Micrel Inc.	MCRL	16
Micro Component Tech	MCTIQ	
Micro Imaging Technology Inc	MMTC	
Micro Laboratories Inc	MLAR	
Microchip Technology	MCHP	9.5
MicroFinancial Inc	MFI	
Microfluidics International	MFLU	
Microlog Corp.	MLOG	

Micromem Technologies Inc.	MMTIF	
Micromet Inc	MITI	
Micron Technology	MU	
Micronetics Inc.	NOIZ	
Micropac Industries Inc	MPAD	
MICROS Systems	MCRS	11
Microsemi Corp.	MSCC	13
Microsoft Corp.	MSFT	10
MicroStrategy Inc	MSTR	
Microtune Inc.	TUNE	15
Microvision Inc.	MVIS	17.5
Microwave Filter Co Inc	MFCO	
Micrus Endovascular Corp	MEND	14.4
Mid Penn Bancorp Inc	MPB	
Mid-Amer Apt Cmnty	MAA	5
Mid-Wisconsin Financial Serv	MWFS	
Midas Inc.	MDS	15
MiddleBrook Pharmaceuticals	MBRK	
Middleburg Financial Corp	MBRG	
Middleby Corp. (The)	MIDD	9
Middlesex Water	MSEX	
MidgardXXI Inc	MGXX	
MidNet Inc	MIDX	
Midnight Holdings Group Inc	MHGI	
Midsouth Bancorp	MSL	
Midway Games Inc	MWYGQ	
Midway Gold Corp	MDW	
Midwest Banc Hldgs Inc	MBHI	
Migami Inc.	MIGA	
Mikros Systems Corp.	MKRS	
Milacron Inc.	MZIAQ	
Mile Marker International Inc	MMRK	
Milestone Scientific	MLSS	
Millenium Bankshares Corp	MBVAD	
Millenium Prime Inc	MLMN	
Millennium Biotechnologies	MBTG	
Millennium India Acquisition	SMCG	
Miller (Herman)	MLHR	3.5
Miller Inds Inc. Tenn	MLR	
Millicom Intl Cellular S A	MICC	
Million Dlr Saloon	MLDS	
Millipore Corp.	MIL	8
Minco Gold Corp	MGH	
MIND C.T.I. Ltd	MNDO	
Minden Bancorp Inc	MDNB	
Mindray Medical Intl. Limited	MR	
Mindspeed Technologies Inc	MSPD	20

Mine Safety Appliance	MSA	3
Minefinders Corp Ltd	MFN	
Minera Andes Inc /WA	MNEAF	
Minerals Techn.	MTX	9.5
Mines Management Inc	MGN	
MIPS Technologies Inc	MIPS	20
Miracor Diagnostics Inc	MRDG	
Mirant Corporation	MIR	7
Miravant Med Tech	MRVT	
Miscor Group Ltd	MIGL	
Misonix Inc.	MSON	
Mission West Ptyys	MSW	
Mistras Group Inc	MG	
Mitcham Inds Inc	MIND	
Mitek Systems Inc	MITK	
Mitsui & Co Ltd	MITSY	
MIV Therapeutics Inc	MIVI	
MKS Instruments	MKSI	12
ML Macadamia Orchards LP	NNUT	
MMR Information Systems Inc	MMRF	
Mobicom Corp	MBIC	
Mobile Mini Inc	MINI	12
Mobile Telesystems OJSC	MBT	
Mobilepro Corp	MOBL	
Mocon Inc.	MOCO	
MOD-PAC CORP	MPAC	
Modavox Inc	MDVX	
Modern Medical Modalities Corp	MODM	
Modine Mfg.	MOD	
ModusLink Global Solutions In	MLNK	
Mohawk Inds.	MHK	9
Molecular Insight Pharm. inc	MIPI	
Molex Inc 'A'	MOLXA	
Molex Inc.	MOLX	9.5
Molina Healthcare Inc.	MOH	
Molson Coors Brewing	TAP	6
Momenta Pharmaceuticals Inc	MNTA	
Monaco Coach	MCOAQ	
Monadnock Bancorp	MNKB	
Monarch Casino & Resort	MCRI	
Monarch Cement Co	MCEM	
Monarch Community Bancorp Inc	MCBF	
Monarch Financial Holdings Inc	MNRK	
Monarch Services Inc	MAHI	
Money Centers of America Inc	MCAM	
MoneyGram Int'l Inc	MGI	16
Monmouth Real Estate Inv Corp	MNRTA	

Monolithic Power Systems	MPWR	21.4
Monotype Imaging Holdings Inc	TYPE	15
Monro Muffler Brake	MNRO	20
Monroe Bancorp of IN	MROE	
Monsanto Co.	MON	18
Monster Worldwide	MWW	0.5
Montpelier Re Holdings Ltd	MRH	12
Monument Resources Inc	MNMN	
Moody's Corp.	MCO	3.5
MOOG INC 'B'	MOG/B	
Moog Inc. 'A'	MOG/A	7.5
Moore-Handley	MHCO	
Morgan Stanley	MS	38
Morgan's Foods	MRFD	
Morgans Hotel Group	MHGC	10
Morguard Corp.	MRC.TO	
Morningstar Inc.	MORN	
Moro Corp	MRCR	
Morton's Restaurant Group	MRT	
Mosaic Company	MOS	8.5
Most Home Corp	MHME	
MoSys Inc	MOSY	
Motorcar Parts Of America Inc.	MPAA	12
Motorola Inc.	MOT	20.5
Motors Liquidation Co.	MTLQQ	
Mountain Province Diamonds Inc	MPV.TO	
Movado Group	MOV	6.5
Move Inc	MOVE	
Moventis Capital Inc	MVTS	
MPC Corporation	MPCCQ	
mPhase Technologies Inc	XDSL	
MPM Tech Inc	MPML	
MRU Holdings Inc	UNCLQ	
MRV Communic.	MRVC	
MSB Financial Corp	MSBF	
MSC Industrial Direct	MSM	8.5
MSCI Inc.	MXB	16.55
MSGI Security Solutions Inc	MSGI	
MTI Tech. Corp	MTICQ	
MTM Technologies Inc	MTMC	
MTR Gaming Group Inc	MNTG	
MTS Systems	MTSC	2.5
Mueller (Paul) Co	MUEL	
Mueller Inds.	MLI	8
Mueller Water Prod.	MWA	10.5
Mullen Group Ltd	MTL.TO	7.1
Multi-Color Corp	LABL	15

Multi-Fineline Electronix Inc	MFLX	20
Multiband Corp	MBND	
MultiCell Technologies Inc	MCET	
Multimedia Games Inc	MGAM	30
Mundus Group Inc	MNDP	
Municipal Mtg & Equity L L C	MMAB	
Murphy Oil Corp.	MUR	7.5
Mutual Risk Mgmt Ltd	MLRMF	
MutualFirst Financial Inc	MFSF	2
MV Oil Trust	MVO	
MWI Veterinary Supply Inc.	MWIV	15.75
Myers Inds.	MYE	12.5
Mylan Inc.	MYL	
MYR Group Inc	MYRG	-11.2
Myriad Entertainment & Resort	MYRA	
Myriad Genetics	MYGN	25.5
Myriad Pharmaceuticals Inc	MYRX	
MyWeb Inc.com	MWEB	
MZT Holdings Inc	MZTH	
N-Viro Intl Corp	NVIC	
NA Galvanizing & Coatings Inc	NGA	
Nabi Biopharmaceuticals	NABI	
Nabors Inds.	NBR	-2.5
NACCO Inds. 'A'	NC	23.5
Nalco Hldg.	NLC	14
Nam Tai Electronics Inc.	NTE	
Nano Mask Inc.	NANM	
Nanogen Inc	NGEN	
Nanometrics Inc	NANO	
Nanophase Tech	NANX	
Nanosphere Inc	NSPH	25
NAPCO Security Systems Inc.	NSSC	
Nara Bancorp Inc	NARA	9.5
NASB Finl Inc	NASB	
NASDAQ 100 COMP. INDEX	NDX.I	
NASDAQ 65 COMP. INDEX	COMP	
Nasdaq OMX Group	NDAQ	9.5
Nash Finch Co.	NAFC	9.5
Nat'l Bank of Canada	NA.TO	11.5
Nat'l Fin'l Partners	NFP	-1
Nat'l Healthcare Exchg Srvc	NHCR	
Nat'l Western Life	NWLI	
Nathan's Famous Inc.	NATH	
National Bancshares Corp /OH/	NBOH	
National Bankshares Inc	NKSH	
National CineMedia Inc	NCMI	29.5
National Coal Corp	NCOC	

National Dentex Corp	NADX	
National Energy Group Inc.	NEGI	
National Fuel Gas	NFG	5.5
National Health Invs Inc.	NHI	
National Holdings Corp	NHLD	
National Instruments	NATI	8.5
National Interstate Corp	NATL	
National Investment Mgrs. Inc.	NIVME	
National Lampoon Inc	NLMP	
National Maintenance Group Inc	NMGP	
National Oilwell Varco	NOV	10.5
National Presto Ind.	NPK	10
National Quality Care Inc.	NQCI	
National Research Corp	NRCI	
National Retail Properties In	NNN	3
National Scientific Corp /AZ	NSCT	
National Semic.	NSM	7.5
National Technical Systems	NTSC	
Nationwide Health Pptys Inc.	NHP	3.54
Nationwide Utilities Corp	NWUC	
Natl Beverage	FIZZ	
Natl HealthCare L.P.	NHC	12
Natl Penn Bancshares	NPBC	
Natl RV Holdings	NRVHQ	
Naturade Inc	NRDCQ	
Natural Alternatives Intl Inc.	NAII	
Natural Blue Resources Inc	NTUR	
Natural Gas Services Group Inc	NGS	
Natural Health Trends Corp	BHIP	
Natural Resource Ptnrs Ltd.	NRP	5
Natus Medical	BABY	19.5
Naugatuck Valley Finl Corp	NVSL	
Nautilus Inc.	NLS	
Navarre Corp	NAVR	20
Navigant Consulting	NCI	12.5
Navigators Group	NAVG	12
Navios Maritime Holdings Inc	NM	47
Navios Maritime Partners LP	NMM	10
NaviSite Inc.	NAVI	
Navistar Int'l	NAV	14.5
NB&T Financial Group Inc	NBTF	
NBT Bancorp	NBTB	5
NBTY Inc.	NTY	11
NCI Bldg. Sys.	NCS	-26
NCI Inc	NCIT	15.15
NCR Corp.	NCR	4.5
Neenah Paper	NP	

Nektar Therapeutics	NKTR	
Nelnet Inc	NNI	17
Neogen Corp.	NEOG	
Neogenomics Inc	NGNM	
NeoMagic Corp	NMGC	
NeoMedia Technologies	NEOM	
Neonode Inc	NEONE	
Neopharm Inc	NEOL	
Neoprobe Corp.	NEOP	
NeorogesX	NGSX	
Neose Technologies	NTEC	
Neostem Inc	NBS	
Nephros Inc.	NEPH	
Ness Energy International Inc	NESS	
Ness Technologies Inc	NSTC	12
Nestor Inc.	NEST	
Net 1 UEPS Technologies Inc	UEPS	18
NetApp Inc.	NTAP	14.5
Netease.com Inc ADS	NTES	18.37
Netezza Corp	NZ	31.17
Netflix Inc.	NFLX	26
NETGEAR	NTGR	5.5
NetList Inc	NLST	
Netlogic Microsystems Inc	NETL	19
Netmed Inc	NTME	
NetScout Systems Inc	NTCT	16.5
NetSol Technologies Inc	NTWK	
NetSuite Inc	N	
Nettel Holdings Inc	NTTL	
Network 1 Financial Group Inc	NTFL	
Network CN Inc	NWCN	
Network Engines Inc	NENG	
Network Equip. Tech.	NWK	
Network-1 Security Solutions I	NSSI	
Neuralstem Inc	CUR	
Neuro-Hitech Pharmaceuticals	NHPI	
Neurobiological Tech. Inc	NTII	
Neurocrine Biosci.	NBIX	
Neurologix Inc.	NRGX	
NeuroMetrix Inc	NURO	
NeuStar Inc.	NSR	11
Neutral Tandem Inc	TNDM	18.71
Nevada Gold & Casinos Inc	UWN	
Nevsun Resources Ltd	NSU.TO	
New Century Bancorp Inc	NCBC	
New Century Companies Inc	NCNC	
New Concept Energy Inc	GBR	

New Dragon Asia Corp	NWD	
New Energy Systems Group	NEWN	
New England Bancshares Inc	NEBS	
New Frontier Energy Inc	NFEI	
New Frontier Media	NOOF	
New Generation Biofuels Hldngs	NGBF	
New Germany Fund	GF	
New Gold Inc	NGD	
New Green technologies Inc	NGRN	
New Hampshire Thrift	NHTB	
New Horizons Worldwide	NWRZ	
New Jersey Mining Company	NJMC	
New Jersey Resources	NJR	6.5
New Leaf Brands Inc	NLEF	
New Mexico Software Inc	NMXC	
New Oriental Education & Tech	EDU	
New Oriental Energy & Chem.	NOEC	
New Ulm Telecom Inc	NULM	
New World Brands Inc	NWBD	
New York & Co.	NWY	7.5
New York Community	NYB	9
New York Health Care	BBAL	
New York Times	NYT	-6
NewAlliance Bancshares Inc	NAL	11.4
NewBridge Bancorp	NBBC	
Newcastle Investment Corp.	NCT	
Newell Rubbermaid	NWL	7
Newfield Exploration	NFX	7.5
NewLead Holdings Ltd	NEWL	
NewMarket Corp.	NEU	13
NewMarket Technology Inc	NWMT	
Newmont Mining	NEM	5.5
Newpark Resources	NR	
Newport bancorp Inc	NFSB	
Newport Corp.	NEWP	
Newport Digital Tech. Inc	NPDT	
News Corp.	NWS	7
NewStar Financial Inc.	NEWS	16.67
Newtek Business Services	NEWT	
NexCen Brands Inc	NEXC	
Nexen Inc.	NXY.TO	9.5
Nexity Financial Corp	NXTY	
NexMed Inc	NEXM	
Nexstar Broadcasting Grp Inc	NXST	
Next Inc	NXTI	
Nextera Enterprises Inc	NXRA	
NextMart Inc	NXMR	

NextWave Wireless Inc	WAVE	
Nexus Lighting Inc	NEXS	
nFinanSe Inc	NFSE	
NGAS Resources Inc	NGAS	22
NHS Health Solutions Inc	NHSH	
NIC Inc	EGOV	
NICE Systems Ltd.	NICE	16.1
Nicholas Financial Inc	NICK	
Nicor Inc.	GAS	2.5
Nighthawk Radiology	NHWK	4
Nighthawk Systems Inc.	NIHK	
NII Holdings	NIHD	16
NIKE Inc. 'B'	NKE	10
Niko Resources Ltd.	NKO.TO	
Nile Therapeutics Inc	NLTX	
Ninetowns Internet Tech Group	NINE	
NiSource Inc.	NI	4
Nissan Motor ADR	NSANY	11.5
Nitches Inc.	NICH	
NIVS Intellimedia Tech Grp Inc	NIV	
NL Industries	NL	
NMT Medical Inc	NMTI	
NN Inc.	NNBR	-2
No Fire Technologies	NFTI	
Nobel Learning Communities Inc	NLCI	
Nobility Homes Inc.	NOBH	
Noble Corp.	NE	10.5
Noble Energy	NBL	7
Noble Romans	NROM	
Nocopi Technologies Inc/MD/	NNUP	
Nokia Corp. ADR	NOK	-1
Norbord Inc.	NBD.TO	
NorCal Community Bancorp	NCLC	
Nordic Amer. Tanker Shp.	NAT	-23
Nordson Corp.	NDSN	10.5
Nordstrom Inc.	JWN	5
Norfolk Southern	NSC	5.5
Norsat Intl Inc	NII.TO	
Norsk Hydro ADR	NHYDY	
Nortech Systems Inc	NSYS	
Nortel Networks	NRTLQ	
North Amer. Energy Ptnrs Inc	NOA.TO	
North American Gaming and Ente	NAGM	
North American Palladium	PDL.TO	
North American Scientific	NASMQ	
North American Tech Group	NAMC	
North Cent Bancshares Inc	FFFD	

North Penn Bancorp Inc	NPBP	
North State Bancorp	NSBC	
North Valley Bancorp	NOVB	
North-West Oil Group Inc	NWOL	
Northcore Technologies Inc	NTLNF	
Northeast Bancorp	NBN	
Northeast Community Bancorp	NECB	
Northeast Ind Bancorp Inc	NIDB	
Northeast Utilities	NU	7
Northern Dynasty Minerals Ltd	NAK	
Northern Oil & Gas Inc	NOG	
Northern States Finl	NSFC	
Northern Technologies Intl	NTIC	
Northern Trust Corp.	NTRS	5.5
Northfield Bancorp Inc	NFBK	
Northgate Minerals Corp.	NXG	
Northrim BanCorp Inc.	NRIM	
Northrop Grumman	NOC	12
Northstar Aerospace Inc	NAS.TO	
Northstar Electronics Inc	NEIK	
Northstar Neuroscience Inc	NSTR	
NorthStar Realty Finance Corp	NRF	
Northway Financial Inc	NWYF	
Northwest Bancorporation Inc.	NBCT	
Northwest Bancshares	NWBI	13.5
Northwest Indiana Bancorp	NWIN	
Northwest Nat. Gas	NWN	4.5
Northwest Pipe Co	NWPX	
NorthWestern Corp	NWE	7
Nortia Capital Partners Inc	NCPI	
Norwood Financial Corp	NWFL	
Notify Technology Corp.	NTFY	
Nova Biosource Fuels Inc	NBFAQ	
Nova Measuring Instruments Ltd	NVMI	
Novabay Pharmaceuticals Inc	NBY	
Novadel Pharma Inc.	NVDL	
NovaGold Resources inc	NG	
NovaMed Inc	NOVA	13.63
Novartis AG ADR	NVS	7
NovaStar Financial	NOVS	
Novatel Wireless Inc	NVTL	17.5
Novavax Inc	NVAX	
Novegen Limited	NVGN	
Novell Inc.	NOVL	
Novellus Sys.	NVLS	13.5
Novelos Therapeutics Inc	NVLT	
Novo Energies Corp	NVNC	

Novo Nordisk ADR	NVO	14
Novoste Corp	NVTP	
NPS Pharmac.	NPSP	
NRG Energy	NRG	-1.5
NSTAR	NST	5.5
NT Media Corp of California	NTMI	
NTELOS Hldgs.	NTLS	9
NTN Buzztime Inc	NTN	
NTS Realty Holdings Ltd	NLP	
Nu Horizons Electronics Corp.	NUHC	20
Nu Skin Enterprises	NUS	15.5
Nuance Communic.	NUAN	
Nuclear Solutions Inc.	NSOL	
Nucor Corp.	NUE	5.5
Numerex Corp	NMRX	
NuMobile Inc	NUBL	
NuStar Energy L.P.	NS	4.5
NuStar GP Holdings LLC	NSH	6
NutraCea	NTRZQ	
Nutraceutical Intl	NUTR	
NutriSystem Inc.	NTRI	1
Nutrition 21 Inc	NXXI	
Nutrition Mgmt Svcs Co.	NMSCA	
NuVasive Inc.	NUVA	
Nuveen Muni Value Fund	NUV	
Nuvo Research Inc	NRI.TO	
NV Energy Inc.	NVE	7.5
NVE Corp	NVEC	25
NVIDIA Corp.	NVDA	9
NVR Inc.	NVR	19
NxStage Medical Inc.	NXTM	20
NXT Energy Solutions Inc	NSFDF	
Nyer Med Group Inc	NYER	
NYMAGIC Inc.	NYM	5
Nymox Pharmacuetical Corp	NYMX	
NYSE Euronext	NYX	7.5
O'Charley's Inc.	CHUX	7
O'Reilly Automotive	ORLY	13.5
O.I. Corp.	OICO	
O2Micro Int'l Ltd.	OIIM	
OAK Financial Corp	OKFC	
Oak Ridge Financial Services	BKOR	
Oak Ridge Micro-Energy Inc	OKME	
Oakridge Energy Inc	OAKR	
Oakridge Holdings Inc	OKRG	
Obagi Medical Products Inc.	OMPI	15
Occam Networks Inc	OCNW	

Occidental Petroleum	OXY	6.5
Occulogix Inc	TEAR	
Ocean Bio-Chem Inc.	OBCI	
Ocean Power Technologies Inc	OPTT	
Ocean Shore Hldg Co	OSHC	
Oceaneering Int'l	OII	6
OceanFirst Financial Corp	OCFC	10
OceanFreight Inc	OCNF	
Oceanic Exploration Corp	OCEX	
Och-Ziff Capital Managemet Grp	OZM	17.33
Oclaro Inc	OCLR	15
OCTuS Inc	OCTI	
Oculus Innovative Sciences Inc	OCLS	
Ocwen Finl Corp	OCN	6
Odimo Inc	ODMO	
Odyssey Healthcare	ODSY	19
Odyssey Marine Exploration Inc	OMEX	
Odyssey Pictures Corp	OPIX	
Office Depot	ODP	
OfficeMax	OMX	-1
OGE Energy	OGE	5
Ohio Art Co	OART	
Ohio Legacy Corp	OLCB	
Ohio Valley Banc Corp	OVBC	
Oil States International Inc	OIS	
Oil-Dri Corp of Amer	ODC	
Oilsands Quest Inc	BQI	
Old Dominion Freight	ODFL	10.95
Old Line Bancshares Inc	OLBK	
Old Nat'l Bancorp	ONB	-1.5
Old Point Financial Corp	OPOF	
Old Republic	ORI	14
Old Second Bancorp	OSBC	6
Olin Corp.	OLN	4.5
Olympic Steel Inc.	ZEUS	
OM Group	OMG	-1.5
Omagine Inc.	OMAG	
Omega Flex Inc	OFLX	
Omega Healthcare Investors	OHI	5
Omega Navigation Ent. Inc.	ONAV	
Omega Protein	OME	10
Omeros Corp	OMER	
OMNI Energy	OMNI	
Omni Financial Svcs Inc	OFSI	
Omnicare Inc.	OCR	6
Omnicell Inc.	OMCL	0.5
Omnicom Group	OMC	8

OmniComm Systems Inc	OMCM	
OmniVision Techn.	OVTI	12
OMNOVA Solutions Inc	OMN	
Omtool Ltd	OMTL	
On Assignment	ASGN	13.5
ON Semiconductor	ONNN	10
On Track Innovations Ltd	OTIV	
On2 Technologies Inc.	ONT	
On4 Communications Inc	ONCI	
OncoGenex Pharmaceutical Inc	OGXI	
Oncologix Tech Inc.	OCLG	
Oncolytics Biotech Inc	ONCY	
One Voice Technologies Inc	OVOE	
OneBeacon Insurance Group Ltd	OB	2.85
Oneida Financial Corp.	ONFC	
ONEOK Inc.	OKE	5
ONEOK Partners LP	OKS	
Online Resources Corp	ORCC	18
Online Vacation Cntr. Hldng Co	ONVC	
Onsite Energy Corp	ONSE	
Onstream Media Corporation	ONSMD	
Onvia.com Inc	ONVI	
Onyx Pharmac.	ONXX	
Open Text Corp.	OTEX	18
OpenTable Inc.	OPEN	
Openwave Systems	OPWV	20.67
Opexa Therapeutics Inc	OPXA	
Ophthalmic Imaging Systems Inc	OISI	
OPKO Health Inc	OPK	
Oplink Communications Inc	OPLK	30
OPNET Technologies Inc	OPNT	22.67
Opnext Inc	OPXT	14
Oppenheimer Holdings Inc	OPY	
OPT Sciences Corp	OPST	
Optelecom-NKF Inc	OPTC	
OPTi Inc.	OPTI	
Optibase Ltd	OBAS	
Optical Cable Corp	OCCF	
Optimal Group	OPMR	
Optimer Pharmaceuticals Inc	OPTR	
OptimumBank Holdings	OPHC	
optionsXpress Holdings Inc.	OXPS	15.5
Oracle Corp.	ORCL	14
Oragenics Inc	ORNI	
Orange 21 Inc	ORNG	
OraSure Technologies Inc	OSUR	
ORBCOMM Inc.	ORBC	

Orbit Int'l Corp	ORBT	
Orbit/FR Inc	ORFR	
Orbital Sciences	ORB	9.5
Orbitz Worldwide Inc	OWW	10.67
Orbotech Ltd.	ORBK	8
Orbus Pharma Inc	ORBH.TO	
Orchid Cellmark Inc	ORCH	
Orchids Paper Products Co	TIS	
Orckit Communications Ltd.	ORCT	
Ore Pharmaceutical Hldgs Inc	ORXE	
Orexigen Therapeutics Inc	OREX	15
Organa Gardens Intl inc	OGNG	
OrganiTECH USA Inc	ORGT	
Orient Paper Inc.	ONP	
Orient-Express Hotels Ltd	OEH	-33
Oriental Finl Group	OFG	8
Origen Financial Inc	ORGN	
Origin Agritech Ltd	SEED	
Orion Energy Systems Inc	OESX	25
Orion Healthcorp Inc-CI A	ORNH	
Orion Marine Group Inc	ORN	18.67
Oritani Financial Corp.	ORIT	
Orleans Homebuilders Inc	OHBIQ	
Ormat Technologies	ORA	14
Orrstown Financial Services In	ORRF	
Orsus Xelent Technologies Inc	ORS	
Orthofix International	OFIX	15
Orthometrix Inc	OMRX	
Orthovita Inc	VITA	30
Oryx Technology Corp	ORYX	
Osage Bancshares Inc	OSBK	
Oscient Pharmaceuticals	OSCIQ	
Oshkosh Corp.	OSK	16.5
OSI Pharmac.	OSIP	
OSI Systems	OSIS	67
Osiris Therapeutics Inc	OSIR	
Osteotech Inc.	OSTE	13.5
Otelco Inc	OTT	
OTIX Global Inc	OTIXD	
Otter Tail Corp.	OTTR	9
OurPets Inc	OPCO	
Outdoor Channel Holdings Inc	OUTD	20
Overhill Farms Inc.	OFI	
Overland Storage Inc.	OVRL	
Overseas Shipholding	OSG	-2.5
Overstock.com	OSTK	
Owens & Minor	OMI	12.5

Owens Corning Inc.	OC	16.5
Owens-Illinois	OI	5.5
Oxford Inds.	OXM	1
OXiGENE Inc	OXGN	
OXIS Intl. Inc.	OXIS	
Oxygen Biotherapeutics Inc	OXBT	
OYO Geospace	OYOG	
P&F Industries	PFIN	
P.A.M. Transport Svcs	PTSI	
P.F. Chang's	PFCB	10
PAB Bankshares	PABK	
PACCAR Inc.	PCAR	5.5
Pacer International Inc.	PACR	15
Pacific Biomarkers Inc	PBMC	
Pacific Cap. Bancorp	PCBC	-14
Pacific CMA Inc.	PACC	
Pacific Continental Corp.	PCBK	12
Pacific Ethanol	PEIX	
Pacific Mercantile Bancorp	PMBC	
Pacific Northern Gas Ltd.	PNG.TO	
Pacific Office Properties Tr	PCE	
Pacific Premier Bancorp	PPBI	
Pacific Rim Mining Corp	PMU	
Pacific Sands Inc	PFSD	
Pacific State Bancorp	PSBC	
Pacific Sunwear	PSUN	
Pacific WebWorks Inc	PWEB	
PacificHealth Labs Inc.	PHLI	
PacificNet Inc	PACT	
Packaging Corp.	PKG	8.5
Pactiv Corp.	PTV	12.5
PacWest Bancorp	PACW	1.65
PAETEC Holding Corp.	PAET	
Paid Inc	PAYD	
Pain Therapeutics Inc	PTIE	
PainCare Holdings Inc	PRXZ	
Palatin Technologies Inc	PTN	
Pall Corp.	PLL	15.5
Palm Harbor Homes Inc	PHHM	
Palm Inc.	PALM	
Palomar Med. Techn.	PMTI	-4.5
Pamrapo Bancorp	PBCI	
Pan Amer. Silver	PAAS	12.5
Panacos Pharmaceuticals Inc	PANC	
Panasonic Corp.	PC	41.5
Panera Bread Co.	PNRA	15
PanGenex Corp	PGCX	

Panhandle Oil & Gas Inc 'A'	PHX	
Pansoft Co Ltd	PSOF	
Pantry (The) Inc.	PTRY	2.5
Papa John's Int'l	PZZA	10.5
PaperFree Medical Solutions	PFMS	
Par Pharmaceutical	PRX	4.5
PAR Technology	PTC	20
Paradigm Holdings Inc.	PDHO	
Paradigm Med Inds Inc	PDMI	
ParaFin Corp	PFNO	
Paragon Technologies Inc	PGNT	
Parametric Technology	PMTC	13
Paramount Gold & Silver	PZG	
Paramount Resources Ltd.	POU.TO	
PAREXEL Int'l	PRXL	14
Park Bancorp Inc	PFED	
Park City Group Inc	PCYG	
Park Electrochemical	PKE	7.5
Park National	PRK	
Park-Ohio	PKOH	10.5
Parke Bancorp Inc	PKBK	9
Parker Drilling	PKD	
Parker-Hannifin	PH	4
ParkerVision Inc	PRKR	
Parkvale Financial Corp.	PVSA	
Parkway Bank	PKWY	
Parlay Entertainment Inc	PRYNF	
Parlux Fragrances	PARL	
Particle Drilling Tech Inc.	PDRT	
PartnerRe Ltd.	PRE	-0.5
Pason Systems Inc	PSI.TO	-21.3
Passur Aerospace Inc	PSSR	
Patapsco Bancorp Inc	PATD	
Patch International Inc	PTCHF	
Path 1 Network Technologies	PNOT	
Patheon Inc	PTI.TO	
Pathfinder Bancorp	PBHC	
Patient Portal Technologies	PPRG	
Patrick Inds Inc.	PATK	
Patriot Coal Corp	PCX	5
Patriot National Bancorp Inc	PNBK	
Patriot Scientific Corp	PTSC	
Patriot Transportation Holdin	PATR	8.5
Patterson Cos.	PDCO	8
Patterson-UTI Energy Inc.	PTEN	
Paulson Capital	PLCC	
Paws Plus Inc	PPLS	

Paychex Inc.	PAYX	5.5
Payment Data Systems Inc	PYDS	
PC Connection	PCCC	7
PC Group Inc	PCGR	
PC Mall Inc	MALL	
PCTEL Inc.	PCTI	
PDF Solutions Inc	PDFS	20
PDG Environmental Inc.	PDGE	
PDI Inc.	PDII	20
PDL BioPharma	PDLI	20
Peabody Energy	BTU	6
Peace Arch Entertainment Group	PAEGF	
Peapack Gladstone Financial Co	PGC	
PECO II Inc	PIII	
Peerless Systems	PRLS	
Peet's Coffee & Tea	PEET	19.5
Pegasystems Inc	PEGA	25.67
Penford Corp.	PENX	26
Pengrowth Energy	PGH	-5
Peninsula Bank Holding Company	PBKH	
Penn Millers Holding Corp	PMIC	
Penn National Gaming Inc.	PENN	-4.8
Penn Octane Corp	POCC	
Penn Treaty American	PTYA	
Penn Virginia Corp.	PVA	5
Penn Virginia GP Hldgs LP	PVG	3
Penn Virginia Res.	PVR	
Penn West Energy Trust	PWE	
Penn. R.E.I.T.	PEI	
Penney (J.C.)	JCP	-6.5
Pennichuck Corp	PNNW	
Penns Woods Bancorp Inc	PWOD	
Penseco Financial Services Cor	PFNS	
Penske Auto	PAG	8
Penson Worldwide Inc.	PNSN	14.33
Pentair Inc.	PNR	10
Penthouse International Inc.	PHSL	
Penwest Pharmaceuticals Co	PPCO	
People's Liberation Inc.	PPLB	
People's United Fin'l	PBCT	10.5
Peoples Bancorp	PBNI	
Peoples Bancorp Inc Ohio	PEBO	
Peoples Bancorp of N.C. Inc	PEBK	
Peoples Bancorporation Inc /SC	PBCE	
Peoples Community Bancorp Inc	PCBI	
Peoples Educational Holdings	PEDH	
Peoples Financial Corp	PFBX	

Peoples Financial Svcs Corp	PFIS	
Peoples-Sidney Financial Corp	PPSF	
Pep Boys	PBY	
Pepco Holdings	POM	0.5
PepperBall Technologies Inc	PBAL	
PepsiCo Inc.	PEP	12
Perceptron Inc.	PRCP	
Peregrine Pharmaceuticals Inc	PPHM	
Perfect World Co Ltd	PWRD	
Perfectenergy Intl Limited	PFGY	
Perficient Inc	PRFT	
Performance Tech Inc	PTIX	
Perfumania Holdings Inc	PERF	
Pericom Semiconductor	PSEM	
PerkinElmer Inc.	PKI	8.5
Perma-Fix Enviro Svcs	PESI	
Permian Basin Rty Tr	PBT	
Perrigo Co.	PRGO	17.5
Perry Ellis Intl Inc	PERY	13
Pervasip Corporation	PVSP	
Pervasive Software	PVSW	
Pet DRx Corporation	VETS	
PetMed Express Inc.	PETS	14.75
Petro America Corp	PTRZ	
Petrobank Energy & Res. Ltd	PBG.TO	
Petroflow Energy Ltd.	PED	
Petrohawk Energy	HK	23
Petroleo Brasileiro ADR	PBR	8.5
Petroleum Development Corp.	PETD	15
PetroQuest Energy Inc	PQ	10
PetSmart Inc.	PETM	8
PFF Bancorp Inc	PFFBQ	
Pfizer Inc.	PFE	5
Pfsweb Inc	PFSW	
PG&E Corp.	PCG	6.5
PGT Inc	PGTI	20
Phantom Fiber Corp	PHFB	
Pharmac. Product	PPDI	10
Pharmacyclics	PCYC	
Pharmasset Inc	VRUS	
PharmAthene Inc	PIP	
PharMerica Corp.	PMC	
Pharmos Corp.	PARS	
Phase Forward	PFWD	19.21
Phazar Corp	ANTP	
PHC Inc.	PHC	
PHH Corp.	PHH	6

PHI Group Inc	PHIE	
PHI Inc.	PHII	
Philip Morris Int'l	PM	
Philips Electronics NV	PHG	7.5
Phillips-Van Heusen	PVH	5.5
Phlo Corp	PHCP	
Phoenix (The) Cos.	PNX	3
Phoenix Footwear Group Inc	PXG	
Phoenix Gold Intl Inc	PGLD	
Phoenix Technologies	PTEC	25
Phosphate Holdings Inc.	PHOS	
PhotoMedex Inc	PHMD	
Photonics Products Group Inc	PHPG	
Photronics Inc.	PLAB	13.5
Physicians Formula Holdings	FACE	10
PhytoMedical Technologies Inc	PYTO	
PICO Hldgs Inc	PICO	
Piedmont Community Bank Group	PCBN	
Piedmont Natural Gas	PNY	4
Pier 1 Imports	PIR	
Pike Electric Corp	PIKE	-16.8
Pilgrim's Pride Corp	PPC	
Pinnacle Airlines Corp	PNCL	
Pinnacle Bankshares Corp	PPBN	
Pinnacle Bankshares Inc	PCLB	
Pinnacle Data Systems	PNS	
Pinnacle Entertain.	PNK	
Pinnacle Financial Prtners Inc	PNFP	
Pinnacle Resources Inc	PNRR	
Pinnacle West Capital	PNW	3
Pioneer Drilling Co.	PDC	
Pioneer Natural Res.	PXD	-0.5
Pioneer Railcorp	PRRR	
Pioneer Southwest Energy Ptnrs	PSE	2
Pipeline Data Inc	PPDA	
Piper Jaffray Co Inc	PJC	-3
Pitney Bowes	PBI	1
Pixelplus Company Ltd	PXPLY	
Pixelworks Inc.	PXLW	
Pizza Inn Inc.	PZZI	
Plains All Amer. Pipe.	PAA	2
Plains Exp. & Production	PXP	14.5
Planar Systems Inc	PLNR	
Planet Biopharmaceuticals Inc	PBPH	
PlanGraphics Inc	PGRA	
Plantronics Inc.	PLT	12.5
Platina Energy Group Inc	PLTGQ	

Platinum Underwriters Hldgs	PTP	
PLATO Learning	TUTR	
Playboy Enterprises 'B'	PLA	63
Players Network Inc	PNTV	
Playlogic Entertainment Inc	PLGCE	
PLC Systems	PLCSF	
Plexus Corp.	PLXS	9
Plug Power Inc	PLUG	
Plum Creek Timber	PCL	5
Plumas Bancorp	PLBC	
PLX Technology Inc	PLXT	25
PMA Cap Corp	PMACA	3
PMC-Sierra	PMCS	29
PMFG Inc	PMFG	25
PMI Group	PMI	
PNC Financial Serv.	PNC	7.5
PNM Resources	PNM	7.5
Point Blank Solutions Inc	PBSOQ	
Point.360	PTSX	
Pointer Telocation Ltd	PNTR	
PokerTek Inc.	PTEK	20
Polaris Inds.	PII	4.5
Polo Ralph Lauren 'A'	RL	8
Polycom Inc.	PLCM	15.5
Polydex Pharmaceuticals Ltd	POLXF	
Polymer Group Inc 'B'	POLGB	
PolyMet Mining Corp	PLM	20
PolyOne Corp	POL	11.35
Polypore Intl Inc	PPO	16
Poniard Pharmaceuticals	PARD	
Pool Corp.	POOL	6
Pope & Talbot	PTBTQ	
Pope Resources L.P.	POPE	
Popular Inc.	BPOP	
Portec Rail Products Inc	PRPX	
Porter Bancorp Inc	PBIB	8
Portfolio Recovery Associates	PRAA	16.2
Portland General	POR	3.5
Portsmouth Square Inc	PRSI	
POSCO ADR	PKX	10
PositiveID Corporation	PSID	
Positron Corp	POSC	
Post Pptys Inc.	PPS	1.85
PostRock Energy Corp	PSTR	
Potash Corp.	POT	15
Potlatch Corp.	PCH	4
Potomac Bancshares Inc	PTBS	

Powder River Petroleum Int'l	PWDR	
Powell Industries	POWL	20
Power 3 Medical Products Inc	PWRM	
Power Corp. of Canada	POW.TO	
Power Financial Corp.	PWF.TO	
Power Integrations	POWI	16.67
Power Sports Factory Inc.	PSPF	
Power-One	PWER	
PowerCold Corp	PWCL	
PowerLinx Inc	PWNX	
PowerSecure Int'l Inc	POWR	22.67
PowerVerde Inc	PWVI	
Powerwave Techn.	PWAV	
POZEN Inc	POZN	30
PPG Inds.	PPG	4
PPL Corp.	PPL	5
PPT Vision Inc.	PPTV	
PracticeXpert Inc	PXPT	
Praxair Inc.	PX	10
Pre-Paid Legal Services	PPD	
Precision Aerospace Component	PAOS	
Precision Auto Care Inc	PACI	
Precision Castparts	PCP	5
Precision Drilling Trust	PDU.TO	
Precision Optics Corp. Inc.	PEYE	
Preferred Voice Inc	PRFV	
Preformed Line Products Co.	PLPC	
Premier Exhibitions Inc	PRXI	
Premier Financial Bancorp Inc	PFBI	
Premier Power Renewable Energy	PPRW	
Premier Wealth Management Inc	PWMG	
Premiere Global Services	PGI	10
Premierwest Bancorp	PRWT	
Preo Software Inc	PRESF	
President Casinos Inc.	PREZQ	
Presidential Life	PLFE	
PRESIDENTIAL RLTY 'A'	PDL/A	
Presidion Corporation	PSDI	
Presstek Inc.	PRST	
Pressure BioSciences Inc	PBIO	
Prestige Brands Hldgs. Inc.	PBH	10.33
PreVu Inc.	PRVU	
PRGX Global Inc.	PRGX	
Price (T. Rowe) Group	TROW	8.5
priceline.com	PCLN	23
PriceSmart Inc	PSMT	
Pride Intl Inc	PDE	

Prime Companies Inc	PCIR	
Prime Star Group Inc	PSGIE	
PRIMEDIA Inc	PRM	
PrimeEnergy Corp	PNRG	
Primerica Inc.	PRI	
Primoris Services Corp	PRIM	0.9
Primus Guaranty Ltd	PRS	
Princeton Natl Bancorp Inc	PNBC	
Princeton Review Inc	REVV	20
Principal Fin'l Group	PFG	7.5
Private Media Group Inc	PRVT	
PrivateBancorp	PVTB	
Pro travel Network Inc	PTVL	
Pro-Dex Inc Colo.	PDEX	
Pro-Pharmaceuticals Inc	PRWP	
ProAssurance Corp.	PRA	8.67
Procera Networks Inc	PKT	
Procter & Gamble	PG	7.5
Procyon Corp	PCYN	
Productivity Technologies Co	PRAC	
Profile Tech Inc	PRTK	
Progen Pharmaceuticals Ltd	PGLA	
Progenics Pharmaceuticals	PGNX	
Proginet Corp	PRGF	
Progress Energy	PGN	4.5
Progress Software	PRGS	10
Progressive (Ohio)	PGR	10.5
Progressive Gaming Intl.	PGICQ	
Proliance International Inc	PLNTQ	
ProLink Holdings Corp	PLKH	
Prologic Mgmt Sys Inc	PRLO	
Prologis	PLD	
PROS Holdings Inc	PRO	
Prospect Medical Hldgs	PZZ	
Prosperity Bancshares Inc	PRSP	9.2
Protalex Inc	PRTX	
Protalix BioTherapeutics Inc	PLX	
Protection One Inc	PONE	
Protective Life	PL	-2
Protein Polymer Tech. Inc.	PPTI	
Proteonomix Inc	PROT	
Proterion Corp	PROI	
ProtoSource Corp	PSCO	
Provectus Pharmaceuticals Inc	PVCT	
Providence & Worcester R R	PWX	
Providence Resources Inc	PVRS	
Providence Service Corp	PRSC	13

Provident Community Bancshare	PCBS	
Provident Energy	PVX	9
Provident Fin'l Svcs.	PFS	9.5
Provident Finl Hldgs	PROV	6
Provident New York Bancorp	PBNY	
Proxim Corp Cl A	PROXQ	
Proxim Wireless Corp	PRXM	
Prudential Bancorp Inc of Pa.	PBIP	
Prudential Fin'l	PRU	9
PS Business Parks	PSB	
PSB Group Inc.	PSBG	
PSB Holdings Inc.	PSBH	
PSI Corporation	PSCP	
pSivida Corp	PSDV	
PSS World Med Inc	PSSI	16.5
Psychemedics Corp.	PMD	
Psychiatric Solutions	PSYS	13
Public Serv. Enterprise	PEG	7.5
Public Storage	PSA	
Puda Coal Inc.	PUDA	
Pulaski Finl Corp	PULB	
PulteGroup Inc.	PHM	
PURE Bioscience	PURE	
Pure Cycle Corp	PCYO	
Pure Nickel Inc	PNCKF	
Pure Transit Technologies Inc	PTTL	
PureSafe Water Systems Inc	PSWS	
Purple Communications Inc.	PRPL	
PVF Capital Corp	PVFC	
Pyramid Oil Co	PDO	
Pzena Investment Mgmt Inc	PZN	15
Q.E.P. Company Inc	QEPC	
QAD Inc.	QADI	57
QC Holdings Inc.	QCCO	
QCR Holdings Inc	QCRH	
Qiagen N.V	QGEN	22.38
Qiao Xing Mobile Comm. Co. Ltd	QXM	
QKL Stores Inc.	QKLS	
QLogic Corp.	QLGC	9.5
QLT Inc.	QLT.TO	
QNB Corp	QNBC	
Quaker Chemical	KWR	10.5
Qualcomm Inc.	QCOM	5.5
Quality Distribution Inc	QLTY	
Quality Products Inc	QPDC	
Quality Systems	QSII	17.88
Qualmark Corp	QMRK	

Qualstar Corp	QBAK	
Quanex Bldg. Prod.	NX	83.5
Quanta Services	PWR	14.5
Quantum Corporation	QTM	
Quantum Fuel Sys. Tech Widwid	QTWW	
Quaterra Resources Inc	QMM	
Quebecor Inc.	QBRA.TO	
Quepasa corporation	QPSA	
Quest Capital Corp.	QCC	
Quest Diagnostics	DGX	10.5
Quest Energy Partners LP	QELP	
Quest Products Corp	QPRC	
Quest Software	QSFT	15.5
Questar Assessment Inc	QUSA	
Questar Corp.	STR	3
Questcor Pharmaceuticals Inc.	QCOR	25.5
Quick-Med Technologies Inc	QMDT	
QuickLogic Corp	QUIK	
Quicksilver Gas Services LP	KGS	7
Quicksilver Res.	KWK	14.5
Quidel Corp.	QDEL	18.33
Quigley Corp	QGLY	
Quiksilver Inc.	ZQK	16
QuinStreet Inc	QNST	
Quotemedia.Com Inc	QMCI	
Qwest Communic.	Q	-3.5
R.G. Barry Corporation	DFZ	
Rackspace Hosting Inc.	RAX	22.57
RADCOM Ltd	RDCM	
Radian Group Inc	RDN	7.67
Radiant Logistics Inc	RLGT	
Radiant Systems	RADS	17
Radiant Pharmaceuticals Corp	RPC	
Radio One 'D'	ROIAK	
RadioShack Corp.	RSH	7
RadiSys Corp	RSYS	15
RadNet Inc	RDNT	12
RADVA Corp	RDVA	
Radview Software Ltd	RDVWF	
RADVISION Ltd.	RVSN	
Radware Ltd.	RDWR	
RAE Systems Inc.	RAE	25
Railamerica Inc.	RA	
Rainier Pacific Fin'l Grp	RPFG	
Rainmaker Systems Inc	RMKR	
RAIT Financial Trust	RAS	-8
Ralcorp Holdings	RAH	11.5

RAM Energy Resources Inc	RAME	5
RAM Holdings Ltd	RAMR	
Rambus Inc.	RMBS	
Ramco-Gershenson Pptys	RPT	
Ramtron International Corp.	RMTR	
Rand Logistics Inc	RLOG	
Range Resources Corp.	RRC	9.5
Rapid Link Inc	RPID	
Rapidtron Inc.	RPDT	
Raptor Networks Tech. Inc	RPTN	
Raptor Pharmaceutical Corp	RPTP	
Raser Technologies Inc	RZ	
Raven Inds.	RAVN	
Raymond James Fin'l	RJF	7
Rayonier Inc.	RYN	8
Raytheon Co.	RTN	9.5
RBC Bearings	ROLL	8.5
RBC Life Sciences Inc	RBCL	
RC2 Corp	RCRC	11
RCM Technologies Inc.	RCMT	
RCN Corporation	RCNI	
Reading International Inc	RDI	
Ready Mix Inc.	RMX	
Real Goods Solar Inc	RSOL	25
RealNetworks Inc.	RNWK	-2.5
Realty Finance Corporation	RTYFZ	
Realty Income Corp.	O	
Recon Technology Ltd	RCON	
Red Hat Inc.	RHT	20.5
Red Lion Hotels Corp	RLH	10
Red Robin Gourmet	RRGB	1
Reddy Ice Hldgs.	FRZ	35
RedEnvelope Inc.	REDEQ	
Rediff.com India Limited	REDF	
Redpoint Bio Corp	RPBC	
Redwood Trust Inc	RWT	5
Reed Elsevier NV	ENL	
Reed's Inc	REED	
Reflectkote Inc.	RKTE	
Refocus Group Inc.	RFCS	
Regal Entertainment	RGC	15.5
Regal One Corporation	RONE	
Regal-Beloit	RBC	10
Regency Affiliates Inc	RAFI	
Regency Centers Corp.	REG	
Regency Energy Partners LP	RGNC	3.5
Regeneron Pharmac.	REGN	

ReGenerRx Biopharmaceuticals	RGN	
Regent Communications Inc	RGCIQ	
REGI U S Inc	RGUS	
Regions Financial	RF	
Regis Corp.	RGS	0.5
RehabCare Group	RHB	13.5
Reinsurance Group	RGA	8.5
Reis Inc	REIS	
Reitmans (Canada) Ltd.	RET.TO	
Reliability Inc.	REAL	
Reliance Steel	RS	3.5
Reliv Intl	RELV	
RELM Wireless Corp	RWC	
Remedent Inc	REMI	
Renaissance Learning	RLRN	14
RenaissanceRe Hldgs.	RNR	7.5
Renasant Corp.	RNST	
Renegy Holdings Inc	RGYH	
Renewal Fuels Inc	RNWF	
Renhuang Pharmaceutical Inc	RHGP	
Rent-A-Center	RCII	7
Rentech Inc.	RTK	
Rentrak Corp	RENT	50
ReoStar Energy Corp	REOS	
Repligen Corp.	RGEN	
Repro-Med Systems Inc	REPR	
Repros Therapeutics Inc	RPRX	
Repsol-YPF ADR	REP	5.5
Republic Airways Holdings Inc	RJET	
Republic Bancorp Inc KY Cl A	RBCAA	
Republic First Bancorp	FRBK	
Republic Services	RSG	10
Res-Care Inc.	RSCR	
Research Frontiers	REFR	
Research in Motion	RIMM	15.5
Reserve Petroleum Co	RSRV	
ResMed Inc.	RMD	17
Resolute Energy Corp	REN	
Resource America Inc.	REXI	
Resources Connection	RECN	7
Response Genetics Inc	RGDX	
Retail Pro Inc	RTPRQ	
Retail Ventures Inc	RVI	
Retalix Ltd.	RTLX	
Retractable Technologies Inc.	RVP	
Reunion Inds Inc	RUNIQ	
Revlon Inc.	REV	

Revolutions Medical Corp	RMCP	
Rewards Network Inc	DINE	15
Rex Energy Corp	REXX	50
REX Stores Corp	RSC	
Rexahn Pharmaceuticals Inc.	RNN	
Rexhall Industries	REXLQ	
Reynolds American	RAI	2.5
RF Inds Ltd	RFIL	
RF Micro Devices	RFMD	37
RF Monolithics Inc	RFMI	
RGC Resources Inc	RGCO	
RHI Entertainment Inc	RHIE	
Rhodia SA	RHAYY	
Richardson Elec.	RELL	
Richelieu Hardware Ltd	RCH.TO	
Richmont Mines	RIC.TO	
Rick's Cabaret Intl	RICK	
Ridley Inc.	RCL.TO	
Rigel Pharmaceuticals Inc	RIGL	
RightNow Technologies Inc	RNOW	28.71
RightSmile Inc	RIGH	
Rim Semiconductor Inc	RSMI	
Rimage Corp.	RIMG	7.5
RINO International Corp	RINO	
Rio Vista Energy Partners L.P.	RVEP	
Riskmetrics Group Inc	RISK	14.5
RIT Technolgies Ltd	RITT	
Ritchie Brothers	RBA	17.88
Rite Aid Corp.	RAD	
River Valley Bancorp	RIVR	
Riverbed Technology Inc	RVBD	21.56
Riverview Bancorp Inc	RVSB	
Riviera Hldgs Corp	RVHL	
Riviera Tool	RIVT	
RLI Corp.	RLI	2
Robbins & Myers	RBN	6
Robert Half Int'l	RHI	4
Roberts Realty Investors Inc	RPI	
Robocom Systems Int'l Inc	RIMS	
Robotic Vision Sys.	RVSIQ	
Rochester Medical	ROCM	15
Rock Energy Resources Inc	RCKE	
Rock of Ages Corp	ROAC	
Rock-Tenn 'A'	RKT	12.5
Rocketinfo Inc.	RKTI	
Rockford Corporation	ROFO	
Rockport Healthcare Group Inc	RPHL	

Rockville Financial Inc.	RCKB	
Rockwell Automation	ROK	8
Rockwell Collins	COL	3.5
Rockwell Medical Tech	RMTI	
Rockwood Holdings Inc	ROC	10
Rocky Brands Inc	RCKY	
Rocky Mountain Choc Factory	RMCF	
Rocky Mountain Minerals Inc	RMMI	
Rodman & Renshaw Capital Grp	RODM	
Rodobo International Inc.	RDBO	
Roebling Financial Corp Inc	RBLG	
Rofin-Sinar Techn.	RSTI	6.5
Rogers Communications	RCI	9.22
Rogers Corp.	ROG	11
Rollins Inc.	ROL	13
Roma Financial Corp	ROMA	
Rome Bancorp Inc	ROME	
Ronson Corp.	RONC	
RoomLinX Inc	RMLX	
Roper Inds.	ROP	6
Rosetta Genomics Ltd.	ROSG	
Rosetta Resources Inc	ROSE	10
Rosetta Stone Inc	RST	17.5
Ross Stores	ROST	18.5
Rotech Healthcare Inc	ROHI	
Rovi Corp.	ROVI	23.5
Rowan Cos.	RDC	-4
Royal Bancshares of Pa. Inc	RBPA	
Royal Bank of Canada	RY.TO	4.5
Royal Caribbean Cruises	RCL	2.5
Royal Dutch Shell 'A'	RDS/A	2.5
Royal Financial Inc	RYFL	
Royal Gold	RGLD	5
Royal Invest Int'l	RIIC	
Royale Energy Inc	ROYL	
Royalite Petroleum Company In	RYPE	
Royce Value Trust	RVT	
RPC Inc.	RES	-5
RPM Int'l	RPM	7.5
RPM Technologies Inc	RPMM	
RRI Energy	RRI	
RRSat Global Com. Network Ltd	RRST	21
RSC Holdings Inc	RRR	12
RTI Biologics Inc	RTIX	15.5
RTI Intl Metals Inc	RTI	11.67
Rubicon Minerals Corp	RBY	
Rubicon Technology Inc.	RBCN	19

Rubio's Restaurants Inc	RUBO	
Ruby Tuesday	RT	8.5
Ruddick Corp.	RDK	6.5
Rudolph Technologies Inc	RTEC	17.5
rue21 Inc	RUE	
Rural/Metro Corp.	RURL	
Rurban Financial Corp	RBNF	
Rush Enterprises Inc	RUSHB	
Rush Enterprises Inc.	RUSHA	8.7
Russel Metals Inc.	RUS.TO	
RUSSELL FRANK INDEX 1000 GROWT	RLG	
RUSSELL FRANK INDEX 1000 VALUE	RLV	
RUSSELL FRANK INDEX MIDCAP	RMC	
RUSSELL FRANK INVT CO 1000	RUI	
RUSSELL FRANK INVT CO 3000	RUA	
Ruth's Hospitality Group Inc	RUTH	
RVB Holdings Ltd	RVBHF	
RWE Aktiengesellschaft	RWEOY	
Rx For Africa Inc	RXAF	
RXi Pharmaceuticals Corp	RXII	
Ryder System	R	2.5
Ryland Group	RYL	
S & P 100 INDEX	OEX	
S & P 500 STOCKS	SPX	
S & P INDEX SMALL CAP 600	SML	
S & P MIDCAP	MID	
S & T Bancorp	STBA	5
S&K Famous Brands	SKFBQ	
S.Y. Bancorp Inc	SYBT	7.5
S1 Corporation	SONE	
Saba Software Inc	SABA	
Safe Bulkers Inc	SB	5
Safe Technologies Int'l Inc	SFAZ	
Safeguard Scientifics	SFE	
SafeStitch Medical Inc	SFES	
Safety Insurance Group Inc	SAFT	
Safeway Inc.	SWY	6
Saga Communic. 'A'	SGA	2
Sagemark Companies Ltd	SKCO	
Sagient Research Systems Inc	SRYS	
Saia Inc	SAIA	14.85
SAIC Inc.	SAI	8
Saks Inc.	SKS	
Salary.com Inc	SLRY	30
Salem Communications Corp	SALM	
salesforce.com	CRM	26
Salisbury Bancorp Inc	SAL	

Salix Pharmaceuticals Ltd	SLXP	43.33
Sally Beauty	SBH	
Salon Media Group Inc	SLNM	
Samaritan Pharmaceuticals	SPHC	
Samex Mining Corp	SMXMF	
Samuel Manu-Tech Inc.	SMT.TO	
San Juan Basin Rlty.	SJT	
Sancon Resources Recovery Inc	SRRY	
Sand Technology Inc	SNDTF	
Sanders Morris Harris Group	SMHG	
Sanderson Farms	SAFM	23.5
SanDisk Corp.	SNDK	95.5
SandRidge Energy Inc	SD	10
Sandston Corp	SDON	
Sandy Spring Bancorp Inc	SASR	8
Sanfilippo John B.	JBSS	
Sangamo Biosciences Inc	SGMO	
Sangui Biotech Intl Inc	SGBI	
Sanmina-SCI Corp.	SANM	
Sanofi-Aventis	SNY	11
Sanswire Corporation	SNSR	
Santa Fe Finl Corp	SFEF	
Santa Monica Media Corp	MEJ	
Santander Bancorp	SBP	10
Santarus Inc	SNTS	11
SAP AG	SAP	9.5
Sapiens Int'l Corp.	SPNS	
Sapient Corp.	SAPE	13.5
Saputo Inc	SAP.TO	10
Sara Lee Corp.	SLE	13
SatCon Technology	SATC	
Satyam Computer Services Ltd	SAY	
Sauer-Danfoss	SHS	
Saul Centers	BFS	3.75
Savannah BanCorp. Inc.	SAVB	
Save the World Air Inc	ZERO	
Savient Pharmaceuticals Inc	SVNT	
SAVVIS Inc	SVVS	9.67
SBA Communications	SBAC	
Scailex Corporation Ltd	SCIXF	
SCANA Corp.	SCG	3.5
ScanSource	SCSC	9
SCBT Financial Corp	SCBT	11
Sceptre Investment Counsel	SZ.TO	
Schawk Inc.	SGK	
Scheid Vineyards	SVIN	
Schein (Henry)	HSIC	9.5

Schiff Nutrition Int'l	WNI	
Schlumberger Ltd.	SLB	2.5
Schmitt Inds Inc OR	SMIT	
Schnitzer Steel Inds 'A'	SCHN	10
Scholastic Corp.	SCHL	6.5
School Specialty Inc	SCHS	20
Schuff International Inc	SHFK	
Schulman (A.)	SHLM	30
Schwab (Charles)	SCHW	9
Schweitzer-Mauduit Intl Inc	SWM	17.5
SCI Engineered Materials Inc	SCIA	
SciClone Pharm.	SCLN	20
Scientific Games	SGMS	4
Scientific Learning Corp	SCIL	
Scientigo Inc	SCNG	
SCM Microsystems	INVE	
SCOLR Pharma Inc	DDD	
Scores Holding Company Inc.	SCRH	
Scott's Liquid Gold Inc	SLGD	
Scottish Re Group Ltd	SKRRF	
Scotts Miracle-Gro	SMG	24
Scripps (E.W.) 'A'	SSP	
Scripps Networks	SNI	
SE Financial Corp	SEFL	
Seaboard Corp.	SEB	
Seabridge Gold Inc	SA	
Seabright Insurance Hldgs	SBX	12.5
SeaChange Int'l	SEAC	
Seacoast Bk. Fla 'A'	SBCF	
Seacor Holdings	CKH	
Seaena Inc	SEAI	
Seafarer Exploration Corp	SFRX	
Seagate Technology	STX	23
Seahawk Drilling Inc	HAWK	
Sealed Air	SEE	10.5
Sealy Corp.	ZZ	2
Seanergy Maritime Corp	SHIP	
SearchMedia Holdings Ltd	IDI	
Sears Canada Inc.	SCC.TO	
Sears Holdings	SHLD	5.5
Seaspan Corp.	SSW	11.5
Seattle Genetics Inc	SGEN	
SecureAlert Inc	SCR/A	
Secured Digital Applications	SDGL	
SecureLogic Corp.	SLGI	
Security Asset Capital Corp	SCYA	
Security Bancorp Inc.	SCYT	

Security Bank Corp/US	SBKCQ	
Security Federal Corp	SFDL	
Security Natl Finl Corp	SNFCA	
SED Intl Hldgs	SECX	
Sedona Corp	SDNA	
Seen on Screen TV Inc	SONT	
SEI Investments	SEIC	5
Select Comfort	SCSS	8.75
Select Medical Holdings Corp	SEM	12.5
Selectica Inc	SLTC	
Selective Ins. Group	SIGI	3
Semiconductor Mfg Int'l Corp	SMI	
Sempra Energy	SRE	5.5
Semtech Corp.	SMTC	19
SendTec Inc	SNDN	
Seneca Foods 'A'	SENEA	8
Seneca Foods 'B'	SENEB	
Senesco Technologies Inc	SNT	
SENETEK PLC ADR	SNKTY	
Senior Housing Properties Tr	SNH	5
Senomyx Inc.	SNMX	
SenoRx Inc	SENO	
Sense Technologies Inc	SNSG	
Sensient Techn.	SXT	10
SensiVida Medical Technologie	SVMT	
Sentex Sensing Technologoy Inc	SNTX	
Sento Corp	SNTO	
Sentry Technology Corp	SKVY	
SEQUENOM Inc	SQNM	
SeraCare Life Sciences Inc	SRLS	
Service Corp. Int'l	SCI	5.5
Servidyne Inc	SERV	
Servotronics Inc	SVT	
SETO Holdings Inc	SETO	
Severn Bancorp Inc	SVBI	
SFB Bancorp Inc	SFBK	
SFN Group Inc	SFN	15
Shamir Optical Inds. Ltd.	SHMR	
Shanda Games Ltd	GAME	20.33
Shandong Zhouyuan Seed	SZSN	
Sharper Image	SHRPQ	
Shaw Commun. 'B'	SJRB.TO	10
Shaw Group	SHAW	17.5
ShawCor Ltd.	SCLB.TO	
ShawCor Ltd. A	SCL/A.TO	
Shell's Seafood Restaurantsn	SHLLQ	
Shelron Group Inc	SRNG	

Shenandoah Telecom.	SHEN	7.5
ShengdaTech Inc	SDTH	11.5
Shengtai Pharmaceutical Inc.	SGTI	
SHEP Technologies Inc.	STLOF	
Sherritt Intl Corp	S.TO	
Sherwin-Williams	SHW	5
Sherwood Brands Inc	SHDB	
Shi Corp.	SHCC	
Shiloh Inds.	SHLO	
Shiner Int'l Inc	BEST	
Ship Finance Intl Ltd	SFL	
Shoe Carnival	SCVL	
Shoe Pavilion	SHOEQ	
ShoLodge Inc.	LODG	
Shoppers Drug Mart Corp	SC.TO	11
Shopsmith Inc	SSMH	
Shore Bancshares Inc	SHBI	
ShoreTel Inc	SHOR	15
Shuffle Master	SHFL	20
Shutterfly Inc	SFLY	20
SI Financial Group Inc	SIFI	
Siboney Corp.	SBON	
Siebert Finl Corp	SIEB	
Sielox Inc	SLXN	
Sierra Bancorp	BSRR	
Sierra Monitor Corp /CA/	SRMC	
Sierra Wireless Inc	SWIR	
SIFCO Industries	SIF	
Sify Technologies Ltd	SIFY	
SIGA Technologies Inc	SIGA	
Sigma Designs	SIGM	3
Sigma Inds	SIC.TO	
Sigma-Aldrich	SIAL	7.5
Sigmatron Int'l Inc.	SGMA	
Signature Bank	SBNY	17.84
Signature Eyewear	SEYE	
Signature Leisure Inc	SGLS	
Silgan Holdings	SLGN	10.5
Silicom Ltd	SILC	
Silicon Graphics Int'l Corp	SIGI	
Silicon Image	SIMG	-0.5
Silicon Labs.	SLAB	20
Silicon Mountain Holdings Inc	SLCM	
SiliconWare Precision Inds. Co	SPIL	
Silver Butte Mining Co	SIBM	
Silver Standard Resources Inc.	SSRI	
Silver State Bancorp	SSBXQ	

Silver Wheaton	SLW	20.5
Silverado Gold Mines Ltd	SLGLF	
Silverleaf Resorts Inc.	SVLF	
Silverstar Holdings Ltd	SSTRF	
Simcere Pharmaceutical Group	SCR	
Simclar Inc	SIMC	
Simmons First Nat'l 'A'	SFNC	5
Simon Property Group	SPG	
Simon Worldwide Inc	SWWI	
Simpson Manufacturing	SSD	11
Simulations Plus Inc	SLP	
Sina Corporation	SINA	
Sinclair Broadcast	SBGI	11
Singapore Telecommunications	SGAPY	
Sino Clean Energy Inc	SCLX	
Sino gas Intl Holdings Inc	SGAS	
Sino-Global Shipping America	SINO	
SinoCoking Coal and Coke Chem	SCOK	
SinoCubate Inc	SBAT	
Sinoenergy Corp	SNEN	
SinoFresh HealthCare Inc	SFSH	
Sinohub Inc.	SIHI	
Sinovac Biotech Ltd	SVA	
Sionix Corporation /UT/	SINX	
SiriCOMM Inc	SIRCQ	
Sirius XM Radio Inc	SIRI	30
Sirona Dental	SIRO	13.5
Sitestar Corp	SYTE	
Siuslaw Financial Group Inc	SFGP	
Six Flags Inc.	SIXFQ	
SJW Corp.	SJW	
Skechers U.S.A.	SKX	12.5
Skilled Healthcare Group Inc	SKH	10.4
SkillSoft ADR	SKIL	12.5
Skinny Nutritional Corp	SKNY	
Skinvisible Inc	SKVI	
Sky Petroleum Inc	SKPI	
Skye International Inc	SKYI	
SkyePharma Plc	SKYEY	
Skyline Corp.	SKY	
SkyPeople Fruit Juice Inc	SPU	
Skystar Bio-Pharmaceutical Co	SKBI	
SkyTerra Communications Inc	SKYT	
SkyWest	SKYW	1
Skyworks Solutions Inc.	SWKS	14.8
SL Green Realty	SLG	6
SL Inds. Inc.	SLI	

SLM Corporation	SLM	1
SLS Int'l Inc	SLSZQ	
Small Cap Strategies Inc	SMC/A	
Small World Kids Inc	SMWK	
Smart Balance	SMBL	
Smart Energy Solutions Inc	SMGY	
Smart Modular Tech. (WWH)	SMOD	17
Smart Move Inc	SMVE	
Smart Online Inc	SOLN	
SmartHeat Inc	HEAT	
SmartPros Ltd	SPRO	
SMF Energy Corporation	FUEL	
Smith & Wesson Holding Corp	SWHC	15
Smith (A.O.)	AOS	9
Smith Int'l Inc.	SII	-4
Smith Micro Software	SMSI	20.5
Smith Midland Corp	SMID	
Smithfield Foods	SFD	36
Smithtown Bancorp Inc	SMTB	
SMTC Corp.	SMTX	
Smucker (J.M.)	SJM	10
Smurfit-Stone Cont.	SSCCQ	
SNAP Interactive Inc	STVI	
Snap-on Inc.	SNA	7.5
SNC Lavalin Group Inc.	SNC.TO	12
SNM Global Holdings	SNMN	
Soapstone Networks Inc	SOAP	
Socialwise Inc	SCLW	
Sociedad Quimica y Minerea de	SQM	0.2
Socket Mobile Inc	SCKT	
SofTech Inc	SOFT	
Sohu.com Inc.	SOHU	21
Soil Biogenics Ltd	SOBGF	
SOKO Fitness & Spa Group Inc	SOKF	
Solar Energy Initiative Inc	SNRY	
Solar Eneertech Corp	SOEN	
Solar Power Inc	SOPWE	
Solar Thin Films Inc	SLTZ	
Solarfun Power Holdings Co.	SOLF	
SolarWinds Inc.	SWI	19
Solera Hldgs.	SLH	
Soligen Technologies Inc	SGTN	
Soligenix Inc	SNGX	
Solitario Exploration & Royal	SLR.TO	
Solitron Devices Inc.	SODI	
Solpower Corp	SOCR	
Solstice Resorts Inc	SOSR	

Solta Medical Inc	SLTM	
Solutia Inc	SOA	
Somanetics Corp.	SMTS	16.67
Somaxon Pharmaceuticals Inc	SOMX	
Somerset Hills Bancorp	SOMH	
Sona Mobile Holdings Corp	SNMBQ	
Sonesta Int'l Hotels Corp.	SNSTA	
Sonic Automotive	SAH	3.5
Sonic Corp.	SONC	7.5
Sonic Foundry Inc.	SOFO	
Sonic Solutions	SNIC	20
SonicWALL Inc	SNWL	17.5
Sono-Tek Corporation	SOTK	
Sonoco Products	SON	7
SonomaWest Holdings Inc	SWHI	
Sonoran Energy Inc	SNRNQ	
SonoSite Inc.	SONO	19.5
Sonus Networks Inc	SONS	10
Sony Corp. ADR	SNE	13
SORL Auto Parts Inc.	SORL	
Sotheby's	BID	0.5
Sound Health Solutions Inc	SHSO	
SoundBite Communications Inc	SDBT	
Sourcefire Inc	FIRE	28.33
SourcingLink.net Inc	SNET	
South Financial Grp Inc	TSFG	7
South Jersey Inds.	SJI	5.5
South Street Finl Corp	SSFC	
South Texas Oil Co.	STXXQ	
Southcoast Financial Corp	SOCB	
Southeastern Bank Financial	SBFC	
Southeastern Banking Corp	SEBC	
Southern Banc Inc	SRNN	
Southern Co.	SO	4.5
Southern Community Finl Corp	SCMF	
Southern Copper	SCCO	6
Southern First Bancshares Inc	SFST	
Southern Michigan Bancorp Inc	SOMC	
Southern Mo. Bancorp Inc	SMBC	
Southern Nat'l Bancorp Va.	SONA	
Southern Union	SUG	3.5
SouthFirst Bancshares Inc.	SZBI	
Southpeak Interactive Corp.	SOPK	
Southern Conn. bancorp Inc.	SSE	
Southside Bancshares Inc.	SBSI	6
Southwall Tech	SWTX	
Southwest Airlines	LUV	26

Southwest Bancorp Inc.	OKSB	10
Southwest Ga Finl Corp	SGB	
Southwest Gas	SWX	6
Southwest Water	SWWC	26
Southwestern Energy	SWN	23
Sovereign Exploration Assocs	SVXA	
Sovran Self Storage	SSS	4.93
Soyo Group Inc.	SOYO	
SP Acquisition Holdings	DSP	
Span-America Medical Systems	SPAN	
Spanish Broadcasting Sys. Inc.	SBSA	
Spansion Inc.	SPSNQ	
SPAR Group Inc	SGRP	
Spartan Motors	SPAR	12
Spartan Stores	SPTN	4
Spartech Corp	SEH	35.4
Sparton Corp.	SPA	
SpatialLight Inc	SPLT	
Spatializer Audio Labs Inc	SPZR	
Specialty Underwriters Allnce	SUAI	
Spectra Energy	SE	
Spectra Energy Partners LP	SEP	
Spectral Diagnostics	SDI.TO	
Spectranetics Corp.	SPNC	45
SpectraScience Inc	SCIE	
Spectrum Brands Inc.	SPCBQ	
Spectrum Control Inc.	SPEC	20
Spectrum Group Intl Inc	SPGZ	
Spectrum Pharmaceuticals Inc	SPPI	
Speedus Corp	SPDE	
Speedway Motorsports	TRK	-0.5
Spherix Inc.	SPEX	
Spindletop Oil & Gas Co	SPND	
Spire Corp.	SPIR	
Spirit AeroSystems	SPR	5.5
Sport Chalet	SPCHB	
Sport Supply Group Inc	RBI	13.5
Sport-Haley Inc	SPOR	
SportsNuts.com Intl Inc.	SPCI	
Spreadtrum Communications Inc	SPRD	
Sprint Nextel Corp.	S	
SPX Corp.	SPW	5
SRA Int'l Inc.	SRX	9.5
SRI/Surgical Express Inc	STRC	
SRS Labs Inc	SRSL	20
St. Joe Corp.	JOE	
St. John Knits Intl Inc.	SJKI	

St. Jude Medical	STJ	11.5
St. Mary Land & Expl	SM	10.5
STAAR Surgical	STAA	
Stage Stores Inc	SSI	
Stamford Industrial Group Inc	SIDGQ	
Stamps.com Inc	STMP	18
StanCorp Finl Group Inc	SFG	9
Standard Management Corp	SMAN	
Standard Microsystems	SMSC	15
Standard Motor Prod.	SMP	
Standard Pacific Corp.	SPF	
Standard Parking Corp	STAN	
Standard Register	SR	45
Standex Int'l	SXI	19
Stanley Black & Decker	SWK	8
Stanley Furniture	STLY	
Stanley Inc.	SXE	14.15
Stantec Inc.	STN.TO	13
Staples Inc.	SPLS	8
Star Buffet	STRZ	
Star Bulk Carriers Corp.	SBLK	
Star Gas Partners L P	SGU	
Star Scientific Inc	CIGX	
Starbucks Corp.	SBUX	15.5
Starlims Technologies Ltd	LIMS	
Starrett (L.S.)	SCX	
Startech Environmental	STHK	
StarTek Inc.	SRT	
Starwood Hotels	HOT	-2.5
State Auto Fin'l	STFC	
State Bancorp Inc NY	STBC	
State Street Corp.	STT	6
StealthGas Inc.	GASS	
STEC Inc	STEC	74.5
Steel Dynamics	STLD	6
Steelcase Inc. 'A'	SCS	4
Steelcloud Co	SCLD	
Stein Mart	SMRT	
Steiner Leisure Ltd	STNR	5.5
Steinway Musical	LVB	
Stellar Business Bank	SLRB	
Stellar Pharmaceuticals Inc	SLXCF	
StellarOne Corporation	STEL	
Stem Cell Innovations Inc	SCLL	
StemCells Inc.	STEM	
STEN Corp	STEN	
Stepan Company	SCL	

Stephan Co	SPCO	
Stereotaxis Inc	STXS	
Stericycle Inc.	SRCL	15
STERIS Corp.	STE	11
Sterling BanCorp.	STL	6.5
Sterling Bancshares Texas	SBIB	9.25
Sterling Banks Inc	STBK	
Sterling Chemicals Inc	SCHI	
Sterling Construction Inc	STRL	6.45
Sterling Finl Corp WA	STSA	13
Sterlite Industries (India)	SLT	-25
Stewardship Financial Corp	SSFN	
Stewart Enterpr. 'A'	STEI	11.5
Stewart Info Svcs	STC	-7
Stifel Financial Corp.	SF	14.5
Stillwater Mining	SWC	
Stinger Systems Inc	STYS	
STMicroelectronics	STM	14.5
Stocker & Yale Inc New	STKR	
Stone Energy	SGY	
Stoneleigh Partners Acq. Corp.	STAQ	
StoneMor Partners L.P.	STON	30
Stoneridge Inc	SRI	
Storage Computer Corp	SOSO	
Storm Cat Energy Corp	SCUEF	
STR Holdings Inc	STRI	25
Strasbaugh Inc	STRB	
Strata Oil & Gas Inc	SOIGF	
Stratasys Inc	SSYS	17.5
Strategic Diagnostics	SDIX	
Strategic Hotels & Resorts Inc	BEE	5.75
Strategic Internet Investment	SIII	
Strategic Mining Corp.	SMNG	
Strategic Rare Earth Metals	SREH	
Strattec Sec Corp	STRT	
Stratus Media Group Inc	SMDI	
Stratus Pptys Inc	STRS	
Strayer Education	STRA	18
Stream Global Services Inc	SGS	
Streamline Health Solutions	STRM	20
Striker Oil & Gas Inc	SOIS	
Stryker Corp.	SYK	11.5
Student Loan Corp.	STU	
Studio One Media Inc	SOMD	
Sturm Ruger & Co.	RGR	
Subaye Inc	SBAY	
Suburban Propane	SPH	1.5

Sucampo Pharmaceuticals Inc	SCMP	2
SuccessFactors	SFSF	
Suffolk Bancorp	SUBK	
Suggestion Box Inc	SGTB	
SulphCo Inc	SUF	
Summer Infant Inc	SUMR	26
Summit Environmental Corp Inc	SEVT	
Summit Financial Group Inc.	SMMF	
Summit Financial Services Grp	SFNS	
Summit State Bank	SSBI	
Sun American Bancorp	SAMB	
Sun Bancorp Inc	SNBC	
Sun Communities Inc.	SUI	3.5
Sun Healthcare Group Inc	SUNH	11
Sun Hydraulics	SNHY	136.3
Sun Life Financial Services	SLF.TO	10
Sun Motor Int'l Inc	SNMO	
Sun-Times Media Group	SUTMQ	
Suncor Energy	SU.TO	8
Sunesis Pharmaceuticals Inc.	SNSS	
Sunlink Health Sys	SSY	
Sunoco Logistics Partners L.P.	SXL	5.5
Sunoco Inc.	SUN	-5.5
SunOpta Inc.	STKL	
SunPower Corp.	SPWRA	10.5
Sunrise Senior Living	SRZ	
Sunrise Telecom Inc	SRTI	
Sunstone Hotel Investors Inc	SHO	-22
Suntech Power Hldgs.	STP	15
SunTrust Banks	STI	-5
SunVesta Inc	SVSAE	
Sunway Global Inc.	SUWG	
Sunwest Bank	SWBC	
Super Micro Computer Inc	SMCI	30
Superclick Inc	SPCK	
Superconductor Tech.	SCON	
SuperGen Inc	SUPG	
Superior Bancorp	SUPR	
Superior Energy Svcs	SPN	
Superior Inds. Int'l	SUP	
Superior Uniform Group	SGC	
Superior Well Services Inc	SWSI	10
Superlattice Power Inc	SLPO	
SuperMedia Inc	SPMD	
Supertel Hospitality Inc	SPPR	
Supertex Inc.	SUPX	16
SUPERVALU INC.	SVU	2

Support.com Inc	SPRT	
Supreme Inds Inc.	STS	
SureWest Communications	SURW	
Surge Global Energy Inc	SRGG	
SurgiLight Inc.	SLGTQ	
SurModics Inc.	SRDX	4.5
Surrey Bancorp	SRYB	
Susquehanna Bancshs.	SUSQ	1
Susser Holdings Corp	SUSS	19.44
Sussex Bancorp	SBBX	
Sutor Technology Group Inc	SUTR	10
Sutron Corp	STRN	
Sutura Inc	SUTU	
Suvanva	SUVZ	
SVB Fincl. Group	SIVB	
Swank Inc.	SNKI	
Swift Energy	SFY	9.5
Swiss Helvetia Fund	SWZ	
Switch and Data Facilities Co	SDXC	21
SWK Holdings Corp	SWKH	
Swordfish Financial Inc	SWRF	
SWS Group Inc	SWS	20
SXC Health Solutions Corp	SXCI	19.83
Sybase Inc.	SY	14.5
Sycamore Networks	SCMR	26.5
Sykes Enterprises	SYKE	14.33
Symantec Corp.	SYMC	15
Symbolion Corp	SYMBA	
Symetra Financial Corp	SYA	
Symmetricom Inc.	SYMM	7
Symmetry Medical Inc	SMA	12
Syms Corp.	SYMS	
Symyx Technologies	SMMX	
Synalloy Corp.	SYNL	
Synaptics	SYNA	13.5
Synbiotics Corp.	SYNB	
Synchronoss Techn.	SNCR	12
Syndication Inc	SYNJ	
Synergetics USA Inc	SURG	
Synergx Systems Inc	SYNX	
Synergy Brands Inc	SYBR	
Syneron Medical Ltd	ELOS	
Syniverse Hldgs.	SVR	10.5
SYNNEX Corp.	SNX	12.5
Synopsys Inc.	SNPS	14
Synova Healthcare Group Inc	SNVHQ	
Synovis Life Technologies Inc	SYNO	20

Synovus Financial	SNV	-2
Synta Pharmaceuticals Corp	SNTA	20
Syntel Inc	SYNT	15.2
SyntheMed Inc	SYMD	
Synthesis Energy Systems Inc	SYMX	
Synthetech Inc.	NZYM	
Syntroleum Corp	SYNM	
Synutra Int'l	SYUT	
Synvista Therapeutics inc	SYNI	
Sypris Solutions	SYPR	
Sysco Corp.	SYX	6.5
Systemax Inc	SYX	
T-3 Energy Svcs Inc	TTES	
T.J.T. Inc	AXLE	
Table Trac Inc	TBTC	
TableMAX Corp	TBLX	
Tactical Air Defense Services	TADF	
TAG Oil Ltd	TAOIF	
tailwind Financial Inc	TNF	
Taitron Components	TAIT	
Taiwan Fund	TWN	
Taiwan Semic. ADR	TSM	10
Take-Two Interactive	TTWO	
TAL International Group	TAL	12.5
Talbots Inc.	TLB	
Talecris Biotherapeutics Hldgs	TLCR	15
Taleo Corp.	TLEO	23.75
Talisman Energy	TLM.TO	4
Talon International Inc.	TALN	
Tamalpais Bancorp	TAMB	
Tandy Brands Access.	TBAC	
Tandy Leather Factory Inc	TLF	
Tanger Factory Outlet Centers	SKT	8
Tanzanian Royalty Exploration	TRE	
Tapestry Pharmaceuticals Inc	TPPHQ	
TapImmune Inc	TPIV	
Targa Resources Partners LP	NGLS	7
Targacept Inc	TRGT	
Target Corp.	TGT	8
Target Development Group Inc	TDGI	
Targeted Genetics Corp	TGEN	
Tarragon Corporation	TARRQ	
Taseko Mines Ltd	TGB	
TASER Int'l	TASR	15
Tasty Baking	TSTY	8
Tasty Fries Inc	TFRY	
Tat Technologies Ltd	TATT	

Tata Motors ADR	TTM	
Tate & Lyle Plc	TATYY	
Taubman Centers Inc.	TCO	17.28
Taylor Calvin B Bankshares Inc	TYCB	
Taylor Capital Group Inc	TAYC	
Taylor Devices Inc.	TAYD	
TBS Int'l Plc	TBSI	
TBX Resources Inc	TBXC	
TC PipeLines Lp	TCLP	4
TCF Financial	TCB	-1
TCW Strategic Income Fund	TSI	
TD Ameritrade Holding	AMTD	8
TDK Corp. ADR	TTDKY	
Team Financial Inc.	TFINQ	
Team Health Holdings Inc	TMH	
Team Inc.	TISI	
Teamstaff Inc	TSTF	
Tech Data	TECD	15
Tech/Ops Sevcon Inc.	TO	
Teche Holding Co	TSH	
TechLabs Inc	TCHL	
Techne Corp.	TECH	10.5
Technest Holdings Inc	TCNH	
Technical Communications Corp.	TCCO	
Technical Ventures Inc	TEVT	
Technitrol Inc.	TNL	
TechnoConcepts Inc	TCPS	
Technology Research	TRCI	
Technology Solutions	TSCC	
Techprecision Corporation	TPCS	
TechTarget	TTGT	20
TechTeam Global Inc.	TEAM	
Techwell Inc	TWLL	15.75
Teck Resources Ltd. 'B'	TCKB.TO	6
TECO Energy	TE	6
Tecumseh Products 'A'	TECUA	
Teekay Corp.	TK	20
Teekay LNG Partners LP	TGP	
Teekay Offshore Partners L.P.	TOO	
Tefron Ltd.	TFRFF	
Tegal Corp	TGAL	
Tejas Inc	TEJS	
Tejon Ranch Co.	TRC	
Tekelec	TKLC	15
Teknowledge Corp New	TEKC	
Tel-Instrument Electronics	TIK	
Telanetix Inc	TNXI	

Telava Networks Inc	TLVA	
Telecom N. Zealand	NZT	-1
Telecommunication Sys Inc	TSYS	18.33
Teledyne Technologies	TDY	7.5
Teleflex Inc.	TFX	8
Telefonica SA ADR	TEF	15
Telefonos de Mexico ADR	TMX	-0.5
Telephone & Data	TDS	3
Telestone Technologies Corp	TSTC	
TeleTech Holdings	TTEC	11.5
Teletouch Communications Inc	TLLE	
Telik Inc	TELK	
Telkonet Inc	TKOI	
Tellabs Inc.	TLAB	19
Telstra Corporation Ltd	TLSYY	
Telular Corp.	WRLS	
TELUS Corporation	T.TO	2
Telvue Corporation	TEVE	
Telzuit Medical Technologies	TZMT	
Tembec Inc.	TMB.TO	
Temecula Valley Bancorp Inc	TMCV	
Tempco Inc	TEMO	
Temple-Inland	TIN	25
Templeton Emerg'g	EMF	
Tempur-Pedic	TPX	8.5
Tenaris S.A.	TS	
Tenet Healthcare	THC	
Tengasco Inc.	TGC	
Tengion Inc	TNGN	
Tengtut International Corp	TNTU	
Tennant Co.	TNC	10.5
Tenneco Inc.	TEN	30.5
Tennessee Commerce Bancorp	TNCC	
Teradata Corp.	TDC	10
Teradyne Inc.	TER	53.5
Terax Energy Inc	TEXG	
Terex Corp.	TEX	21.5
Terra Nitrogen	TNH	
Terra Nova Financial Group	TNFG	
Terra Nova Royalty Corp	TTT	
Terremark Worldwide Inc	TMRK	21.67
TerreStar Corporation	TSTR	
Territorial Bancorp Inc	TBNK	
Tesla Vision Corp	TSLV	
Tesoro Corp.	TSO	0.5
TESSCO Tech. Inc	TESS	15
Tessera Technologies	TSRA	23

Tetra Tech	TTEK	11
TETRA Technologies	TTI	6
Teva Pharmac. (ADR)	TEVA	13.5
Texas Capital Bancshares Inc	TCBI	13
Texas Inds.	TXI	1
Texas Instruments	TXN	7
Texas Pacif. Land Tr	TPL	
Texas Roadhouse	TXRH	15.5
Texas Vanguard Oil Co	TVOC	
Textron Inc.	TXT	-3
TF Financial Corp	THRD	
TFS Financial Corp	TFSL	
TGC Industries Inc	TGE	
TGFIN Holdings Inc	TGFN	
Thai Fund	TTF	
The Andersons Inc	ANDE	12
The Bamnk Holdings	TBHS	
The Bancorp Inc	TBBK	12
The Beard Co	BRCO	
The Coast Distrib. Sys.	CRV	
The Enstar Group Inc.	ESGR	
The First Bancorp Inc.	FNLC	
The First Bancshares Inc	FBMS	
The Goldfarb Corporation	GDFH.TO	
The Goldfield Corp	GV	
The Harcourt Companies Inc.	HRCT	
The Intergroup Corp	INTG	
The Inventure Group Inc.	SNAK	
The Major Automotive Cos Inc.	MJRC	
The Mint Leasing Inc	MLES	
The National Security Group	NSEC	
The Parent Company	KIDSQ	
The Quantum Group Inc	QNGP	
The SCO Group Inc	SCOXQ	
The Singing Machine Co.	SMDM	
The Sports Club Company Inc	SCYL	
The St. Lawrence Seaway Corp	STLS	
The Walking Co Holdings Inc	WALK	
Theragenics Corp.	TGX	
Theravance Inc	THRX	
Thermadyne Holdings Corp	THMD	
Thermo Fisher Sci.	TMO	9.5
ThermoEnergy Corp.	TMEN	
Thermogenesis Corp.	KOOL	
TheStreet.com Inc	TSCM	
Thinkpath Inc.	THPHF	
Thomas & Betts	TNB	8

Thomas Group Inc	TGIS	
Thomas Properties Group Inc	TPGI	
Thomas Weisel Partners Grp	TWPG	
Thomson Reuters Corp.	TRI.TO	7.5
Thor Inds.	THO	13
Thoratec Corp.	THOR	27
Thornburg Mtg.	THMRQ	
THQ Inc.	THQI	
Threshold Pharmaceuticals Inc	THLD	
Thunder Mountain Gold Inc	THMG	
Tianyin Pharmaceuticals Co Inc	TPI	
TIB Financial	TIBB	
TIBCO Software	TIBX	19
Tidelands Bancshares Inc	TDBK	
Tidewater Inc.	TDW	
Tiens Biotech Group Inc	TBV	
Tier Technologies	TIER	15
TierOne Corp.	TONE	
Tiffany & Co.	TIF	11
Tiger Telematics Inc	TGTL	
TigerLogic Corporation	TIGR	
Tigrent Inc	TIGE	
TII Network Tech Inc.	TIII	
Tikro Technologies Ltd	TIKRF	
Tim Hortons	THI	10.5
Timberland Bancorp Inc	TSBK	
Timberland Co. 'A'	TBL	5
Timberline Resources Corp	TLR	
Time Warner	TWX	0.5
Time Warner Cable	TWC	7.5
Timken Co.	TKR	10.5
Tirex Corp	TXMC	
Titan Energy Worldwide Inc	TEWI	
Titan Global Holdings Inc	TTGL	
Titan Int'l	TWI	16.5
Titan Machinery Corp	TITN	
Titan Pharm Inc	TTNP	
Titan Technologies Inc	TITT	
Titanium Metals	TIE	8.5
TiVo Inc	TIVO	
Tix Corporation	TIXC	
TJX Companies	TJX	14.5
TLC Vision Corp	TLCVQ	
TN-K Energy Group Inc	TNKY	
TNS Inc	TNS	12.6
TNT NV (TP)	TNTTY	
Todd Shipyards	TOD	

Tofutti Brands	TOF	
Toll Brothers	TOL	
Tollgrade Communic.	TLGD	57.5
TomoTherapy Inc	TOMO	25
Tompkins Financial Corp	TMP	
Tootsie Roll Ind.	TR	7.5
Top Image Systems	TISA	
Top Ships Inc	TOPS	
TOR Minerals International	TORM	
Torchmark Corp.	TMK	7.5
Toreador Res Corp.	TRGL	
Toro Co.	TTC	5
Toromont Industries Ltd.	TIH.TO	11
Toronto-Dominion	TD.TO	10
Torotel Inc	TTLO	
Torrent Energy Corp.	TRENQ	
Torstar 'B'	TSB.TO	
Tortoise Capital Resources	TTO	
Torvec Inc	TOVC	
Total ADR	TOT	2.5
Total Apparel Group Inc	TLAG	
Total System Svcs.	TSS	1
TOUSA Inc.	TOUSQ	
Tower Bancorp Inc	TOBC	
Tower Financial Corp	TOFC	
Tower Group Inc	TWGP	
Tower Semiconductor Ltd	TSEM	
Towerstream Corp	TWER	
Town Sports Intl Hldgs Inc	CLUB	10
TowneBank	TOWN	
Toyota Motor ADR	TM	6.5
Toyshare Inc.	TYHR	
TPC Group Inc	TPCP	
Track Data Corp	TRAC	
Tractor Supply	TSCO	14.5
TradeStation Group	TRAD	12.75
Trailer Bridge	TRBR	
Trans Lux Corp.	TLX	
Trans World Entertain	TWMC	
Trans-Industries Inc	TRNIQ	
Trans1 Inc.	TSON	15
TransAct Tech Inc	TACT	30
TransAlta Corp.	TA.TO	10
Transatlantic Hldgs.	TRH	3
Transbiotics Corp	TNSB	
TransCanada Corp.	TRP	6.5
Transcat Inc.	TRNS	

Transcend Services Inc.	TRCR	17.5
Transcept Pharmaceuticals Inc	TSPT	
Transcontinental Inc	TCLA.TO	
Transcontinental Rlty Inv. Inc	TCI	
TransDigm Group	TDG	10.73
Transfer Technology Intl Corp	TTIN	
Transgenomic Inc	TBIO	
TransGlobe Energy	TGL.TO	
Transition Therapeutics Inc	TTHI	
Transmeridian Exploration Inc	TMYEQ	
TransMontaigne Partners L.P.	TLP	4
TransNet Corp	TRNT	
Transocean Ltd.	RIG	12
Transtech Inds Inc.	TRTI	
TranSwitch Corp.	TXCC	
TravelCenters of America LLC	TA	
Travelers Cos.	TRV	3.5
Travelstar Inc	TVLS	
Travelzoo Inc.	TZOO	40
TRB Systems International Inc	TRBX	
TRC Cos.	TRR	
Treaty Energy Corp	TECO	
Tredegar Corp.	TG	6
Tree Top Industries Inc	TTII	
tree.com Inc	TREE	
TreeHouse Foods	THS	15
Trend Mining Company	TRDM	
Trex Co.	TREX	
Tri City Bankshares Corp	TRCY	
Tri Valley Corp	TIV	
Tri-Continental	TY	
Tri-S security Corp	TRIS	
Tri-State 1st Bank Inc	TSOH	
Tri-Tech Holding Inc	TRIT	
Triad Guaranty Inc.	TGIC	
Triangle Petroleum Corp	TPLM	
Trican Well Service Ltd.	TCW.TO	34.6
TriCo Bancshares	TCBK	8.25
Trico Marine Services Inc	TRMA	
Trident Microsystems	TRID	
TriMas Corp	TRS	10
Trimax Corp.	TMXN	
Trimble Nav. Ltd.	TRMB	10
TriMedia Entertainment Grp In	TMEG	
Trimedyne Inc.	TMED	
Trimeris Inc	TRMS	
Trimol Group Inc	TMOL	

Trina Solar Limited	TSL	22.5
Trinity Biotech PLC ADR	TRIB	
Trinity Inds.	TRN	-11
TrinityCare Senior Living Inc	TCSR	
Trinsic Inc	TNSIQ	
Trintech Group PLC	TTPA	
Trio Tech Intl	TRT	
Triple Crown Media Inc	TCMIQ	
Triple-S Management Corp	GTS	12
TriQuint Semic.	TQNT	21
Triumph Group Inc.	TGI	4.5
Tronox Inc.	TRXAQ	
Trubion Pharmaceuticals Inc	TRBN	
True Product ID Inc	TPID	
True Religion Apparel Inc	TRLG	31
TrueBlue Inc.	TBI	10
Trump Entertainment Resorts	TRMPQ	
TrustCo Bank Corp NY	TRST	
Trustmark Corp.	TRMK	9
TRW Automotive	TRW	14
TRX Inc	TRXI	
Tsakos Energy Navigation Ltd	TNP	
TSR INC	TSRI	
TTI Team Telecom Intl	TTIL	
TTM Technologies Inc	TTMI	15
Tucows Inc.	TCX	
Tuesday Morning Corp	TUES	
Tufco Technologies	TFCO	
Tupperware Brands	TUP	11.5
Turbodyne Tech Inc	TRBD	
TurboSonic Technologies Inc	TSTA	
Tutor Perini Corp	TPC	12
TVA Group Inc	TVA/B.TO	
TVIA Inc	TVIAQ	
tw telecom	TWTC	
Tweeter Home Entertainment Grp	TWTRQ	
Twin Disc Inc.	TWIN	
TXCO Resources Inc	TXCOQ	
TXP Corp	TXPO	
Tyco Electronics	TEL	8.5
Tyco Int'l	TYC	9.5
Tyler Technologies Corp.	TYL	16.67
Tyson Foods 'A'	TSN	40.5
U S Concrete Inc	RMIX	
U S Global Invs Inc	GROW	
U S Lime & Minerals	USLM	
U S Microbics Inc	BUGS	

U S Neurosurgical Inc	USNU	
U.S. Bancorp	USB	3
U.S. Basketball League Inc	USBL	
U.S. Cellular	USM	4
U.S. Energy Corp.	USEG	
U.S. Energy Sys Inc	USEYQ	
U.S. Geothermal Inc	HTM	
U.S. Gold Corp	UXG	
U.S. Home Systems Inc	USHS	
U.S. Physical Therapy	USPH	15
U.S. Shipping Ptnrs L.P.	USSPQ	
U.S. Steel Corp.	X	12.5
UAL Corp.	UAUA	
Ubics Inc	UBIX	
ubroadcast inc	UBCI	
UCBH Hldgs Inc	UCBH	
UCI Med Affiliates Inc	UCIA	
UDR Inc.	UDR	
UFP Technologies Inc	UFPT	
UGI Corp.	UGI	5
UIL Holdings	UIL	3
Ultra Salon	ULTA	
Ulticom Inc	ULCM	
Ultimate Escapes Inc	ULEI	
Ultimate Lifestyle Corp	UMLS	
Ultimate Software Group Inc	ULTI	22.5
Ultra Clean Holdings Inc	UCTT	
Ultra Petroleum Corp.	UPL	22
Ultralife Corp	ULBI	
Ultrapetrol Bahamas Ltd	ULTR	
Ultratech Inc.	UTEK	16.5
ULURU Inc	ULU	
UMB Financial Corp.	UMBF	6
UMC Inc	UMCN	
UMH Properties Inc.	UMH	
Umpqua Holdings Corporation	UMPQ	11.73
Under Armour	UA	14
Uni-Select Inc.	UNS.TO	
Unica Corp	UNCA	35
Unico American Corp.	UNAM	
Unifi Inc.	UFI	
UniFirst Corp.	UNF	7
Unify Corporation	UNFY	
Unigene Laboratories Inc.	UGNE	
Unilever NV (NY Shs)	UN	
Unilever PLC ADR	UL	7.5
Unilife Corp	UNIS	

Union Bankshares Inc	UNB	
Union Drilling Inc.	UDRL	
Union First Market Bankshares	UBSH	
Union National Financial Corp	UNNF	
Union Pacific	UNP	9
UniSource Energy	UNS	17.5
Unisys Corp.	UIS	
Unit Corp.	UNT	
United Amer Healthcare Corp.	UAHC	
United America Indemnity Ltd	INDM	
United American Corp	UAMA	
United Bancorp Inc Ohio	UBCP	
United Bancshares Inc/OH	UBOH	
United Bkshrs W.Va.	UBSI	
United Capital Corp.	AFP	
United Community Bancorp	UCBA	
United Community Banks Inc	UCBI	9
United Community Finl Corp	UCFC	
United Energy Corp	UNRG	
United Financial Bancorp	UBNK	15
United Fuel & Energy Crop	UFEN	
United Insurance Holdings Corp	UIHC	
United Microelectronics Corp	UMC	
United Natural Foods	UNFI	9.5
United Online	UNTD	7
United PanAm Fin Corp	UPFC	
United Parcel Serv.	UPS	2.5
United Refining Energy Corp	URX	
United Rentals	URI	21.5
United Security Bancshares	UBFO	
United Security Bancshares Inc	USBI	
United States Antimony Corp	UAMY	
United Stationers	USTR	8.5
United Systems Tech Inc	USTG	
United Technologies	UTX	8
United Therapeutics	UTHR	35.5
United Western Bancorp Inc	UWBK	
United-Guardian Inc.	UG	
UnitedHealth Group	UNH	8
UNITIL Corp.	UTL	5
Unitrin Inc.	UTR	6
Unitronix Corp	UTRX	
Unity Bancorp Inc	UNTY	
Unity Wireless Corporation	UTYW	
Univac Inc	UNVC	
Univercell Holdings Inc	UVCL	
Universal American Corp	UAM	8

Universal Automotive Inds	UVSLQ	
Universal Corp.	UVV	6.5
Universal Detection Technolog	UNDT	
Universal Display Corp	PANL	
Universal Electronics	UEIC	8
Universal Forest	UFPI	22.5
Universal Guardian Holdings	UGHO	
Universal Health Realty	UHT	
Universal Health Sv. 'B'	UHS	9
Universal Ice Blast Inc.	UIBT	
Universal Insurance Hldgs	UVE	
Universal Mfg Co	UFMG	
Universal Power Group Inc.	UPG	
Universal Security Instruments	UUU	
Universal Tech Institute Inc	UTI	12.5
Universal Travel Group	UTA	
Universal Truckload Svcs. Inc.	UACL	9.55
UNIVEST CORP	UVSP	10
Unum Group	UNM	6
Unvl Stainless & Alloy Prods	USAP	
Uonlive Corporation	UOLI	
Uphonia Inc	UPHN	
UPM-Kymmene Oyj	UPMKY	
UQM Technologies Inc.	UQM	28.33
Ur-Energy Inc	URG	
Uranerz Energy Corp	URZ	
Uranium Energy Corp	UEC	
Uranium Resources Inc	URRE	
Urban Outfitters	URBN	15.5
Urigen Pharmaceuticals Inc	URGP	
Urologix Inc	ULGX	5
Uroplasty Inc	UPI	
URS Corp.	URS	12
Urstadt Biddle Pptys	UBP	
Urstadt Biddle Properties Inc	UBA	2.5
US Airways Group	LCC	
US Auto Parts Network Inc	PRTS	13.7
US Dataworks Inc	UDW	
US Ecology	ECOL	4
USA Mobility Inc	USMO	
USA Technologies Inc	USAT	26
USA Truck	USAK	9.3
USA Video Interactive Corp	USVO	
USANA Health Sciences	USNA	18
USCorp	USCS	
USEC Inc	USU	
USG Corp.	USG	

USTMAN Liquidating Corp.	USTX	
Utah Medical Prods.	UTMD	
Utd. Fire & Casualty	UFCS	
UTG Inc	UTGN	
Uti Worldwide Inc	UTIW	16.67
UTStarcom Inc.	UTSI	
Uuniversity Bancorp Inc Mich	UNIB	
uVuMobile Inc.	UVUM	
V.F. Corp.	VFC	9
V/L COMP INDEX NEW ARITH WGHT	VLE.I	
V/L INDEX GEOMETRIC COMP	XVG.I	
VAALCO Energy Inc	EGY	2
Vail Resorts	MTN	4.5
Valassis Communic.	VCI	12.5
Valeant Pharmac.	VRX	20.5
Valence Technology	VLNC	
Valero Energy	VLO	0.5
Valhi Inc.	VHI	
Validian Corporation	VLDI	
Validus Holdings Ltd	VR	29.3
Valley Financial Corp /VA/	VYFC	
Valley Natl Bancp NJ	VLY	
Valmont Inds.	VMI	5
Valor Energy Corp	VLEN	
Valpey Fisher Corp.	VPF	
Valspar Corp.	VAL	8
VALUE LINE INDUSTRIAL	VLII.I	
VALUE LINE RAILS	VLIR.I	
VALUE LINE UTILITIES	VLIU.I	
ValueClick Inc.	VCLK	9
ValueRich Inc	IVA	
ValueVision Media	VVTV	
Van Kampen Bond Fund	VBF	
VancelInfo Technologies Inc	VIT	
Vanda Pharmaceuticals Inc	VNDA	
Vanguard Natural Resources LLC	VNR	2
Vantage Drilling Company	VTG	
Varian Inc.	VARI	7.5
Varian Medical Sys.	VAR	10
Varian Semiconductor	VSEA	25
Vasamed Inc	VSMD	
VASCO Data Security Intl Inc	VDSI	10
Vascular Solutions Inc	VASC	15
Vasomedical Inc	VASO	
Vaughn Foods Inc	FOOD	
VaxGen Inc	VXGN	
VCA Antech	WOOF	8.5

VCampus Corporation	VCMP	
Vector Aerospace Corp.	RNO.TO	
Vector Group Ltd.	VGR	
Vectren Corp.	VVC	4.5
Veeco Instruments	VECO	30
Velan Inc	VLN.TO	
Velocity Express Corp	VEXPQ	
Velocity Portfolio Group Inc	VPGI	
Venoco Inc	VQ	10
Ventas Inc	VTR	4.67
Veramark Technologies Inc	VERA	
VeraSun Energy	VSUNQ	
Veraz Networks Inc	VRAZ	
Verenium Corp	VRNM	
Veridicom International Inc	VRDI	
Veridien Corp	VRDE	
Verifone Holdings Inc.	PAY	20
Verigy Ltd.	VRGY	
VeriSign Inc.	VRSN	7.5
Verisk Analytics Inc	VRSK	
Veritec Inc	VRTC	
Verizon Communic.	VZ	3
Vermont Pure Hldgs Ltd	VPS	
Versant Corporation	VSNT	
Versar Inc.	VSR	
VersaTech Inc.	VRST	
Verso Paper Corp	VRS	
VERSUS TECHNOL	VSTI	
Vertex Energy Inc	VTNR	
Vertex Pharmac.	VRTX	
Vertical Branding inc	VBDG	
Vertical Communications Inc	VRCC	
Vertro Inc	VTRO	
Vestin Realty Mortgage I Inc.	VRTA	
Vestin Realty Mortgage II Inc	VRTB	
VIA NET.WORKS Inc	VNWI	
VIA Pharmaceuticals Inc	VIAP	
Viacom Inc. 'B'	VIA/B	10
Viad Corp.	VVI	4.5
ViaSat Inc.	VSAT	10
Viaspace Inc	VSPC	
Vical Inc.	VICL	
Vicon Fiber Optics Corp	VFOX	
Vicon Inds Inc	VII	
Vicor Corp.	VICR	
Video Display Corp.	VIDE	
View Systems Inc	VSYM	

ViewCast.com Inc	VCST	
ViewPoint Financial Group	VPFG	20
Village Bank & Trust Finl Corp	VBFC	
Village Super Market 'A'	VLGEA	
VillageEDOCS Inc	VEDO	
Vimicro International Corp	VIMC	
Vimpel	OVIP	35.2
Vineyard National Bancorp	VNBCQ	
Vion Pharm Inc	VIONQ	
VioQuest Pharmaceuticals Inc	VOQP	
Virage Logic Corp	VIRL	
Viral Genetics Inc	VRAL	
Virco Mfg Corp	VIRC	
Virginia Commerce Bancorp Inc	VCBI	
Virginia Heritage Bank	VGBK	
Virnetx Holding Corp	VHC	
ViroPharma Inc	VPHM	11.4
VirTra Systems Inc.	VTSI	
Virtual Radiologic Corporation	VRAD	20
VirtualScopics Inc	VSCP	
Virtus Investment Partners Inc	VRTS	
Virtusa Corp	VRTU	23.33
ViryNet Ltd	VRYAF	
Visa Inc.	V	
Vishay Intertechnology	VSH	16
Vision-Sciences Inc.	VSCI	
VisionChina Media Inc	VISN	
Visiphor Corp.	VISRF	
VIST Financial Corporation	VIST	
Vista Gold Corp.	VGZ	
Vista International Tech	VVIT	
VistaPrint NV	VPRT	22.8
Visteon Corp.	VSTNQ	
Vitacost.com	VITC	22
Vital Images Inc	VTAL	22.5
Vitamin Shoppe Inc	VSI	22.5
Vitesse Semiconductor	VTSS	
Vitran Corporation Inc	VTN.TO	27.45
Vitro Diagnostics Inc	VODG	
Vitro S.A.B. de C.V.	VITRY	
Vivus Inc.	VVUS	
VMware Inc.	VMW	24.5
VocalTec Comm. Ltd.	VOCL	
Vocus Inc	VOCS	19.98
Vodafone Group ADR	VOD	14.5
Voice Mobility International I	VMII	
Volcano Corp.	VOLC	

Volcom Inc.	VLCM	4
Volt Info. Sciences	VOL	7.5
Voltaire Ltd	VOLT	
Volterra Semiconductor Corp	VLTR	18
Vonage Holdings	VG	
Vornado R'lty Trust	VNO	1
Voxware Inc	VOXW	
Voyager Learning Company	VLCY	
Voyant International Corp	VOYT	
VPGI Corp.	VPGC	
VSB Bancorp	VSBN	
VSE Corp.	VSEC	
VTEX Energy Inc	VXEN	
Vubotics Inc	VBTC	
Vulcan Int'l Corp	VULC	
Vulcan Materials	VMC	7
VYTA Corp	VYTC	
W Holding Company Inc.	WHI	
W Technologies Inc	WTCG	
W&T Offshore Inc	WTI	5.5
W.P. Carey & Co. LLC	WPC	4.5
W.P. Stewart & Co Ltd	WPSLF	
W.R. Grace & Co.	GRA	
Wabash National	WNC	
WABCO Hldgs.	WBC	1
Wabtec Corp.	WAB	10.5
Waccamaw Bankshares Inc.	WBNK	
Waddell & Reed Finl 'A'	WDR	11
Wafer-Gen Bio-systems Inc	WGBS	
Wainwright Bank & Trust Co.	WAIN	
Wake Forest Bancshares Inc	WAKE	
Wal-Mart Stores	WMT	9.5
Walgreen Co.	WAG	8.5
Walker Financial Corp	WLKF	
Wall Financial Corp.	WFC.TO	
Walter Energy	WLT	13
Walter Investment Management	WAC	5.5
Warnaco Group	WRC	15
Warner Chilcott plc	WCRX	12.25
Warner Music Group	WMG	
Warren Resources Inc	WRES	16.5
Warwick Valley Tel Co	WWVY	
Washington Bkg Co Oak Hbr Wa	WBCO	15
Washington Federal	WFSL	16.5
Washington Post	WPO	1
Washington R.E.I.T.	WRE	
Washington Trst Bncp	WASH	5

Waste Connections	WCN	11.5
Waste Management	WM	6
Waste Services Inc.	WSII	
WaterFurnace Renewable Energy	WFI.TO	25
Waterlink Inc	WLKNQ	
Waters Corp.	WAT	9
Waterside Capital	WSCC	
Waterstone Financial Inc	WSBF	
Watsco Inc.	WSO	16.5
Watson Pharmac.	WPI	12
Watts Water Techn.	WTS	11
Wausau Paper	WPP	20
Wave Systems 'A'	WAVX	
Wayne Savings Bancshares Inc	WAYN	
Wayside Technology Group	WSTG	
Waytronx Inc	WYNX	
WCA Waste Corp	WCAA	
WCI Communities Inc	WCIMQ	
WD-40 Co.	WDFC	7.5
Weatherford Int'l	WFT	3.5
Web.com Group Inc	WWWV	
Webco Inds Inc	WEBC	
WebMD Health	WBMD	11
WebMediaBrands Inc.	WEBM	
Websense Inc.	WBSN	
Webster City Fed Bancorp	WCFB	
Webster Fin'l	WBS	
Wegener Corp.	WGNR	
Weight Watchers	WTW	8
Weingarten Realty	WRI	
Weirton Steel	WRTLQ	
Weis Markets	WMK	7.5
WellCare Health Plans Inc	WCG	11
WellPoint Inc.	WLP	8
WellQuest Medical & Wellness	WEQL	
Wells Fargo	WFC	9.5
Wells Financial Corp	WEFP	
Wells-Gardner Electronics Corp	WGA	
Wellstone Filter Sciences Inc	WFSN	
Wendy's/Arby's Group	WEN	19.5
Werner Enterprises	WERN	9
WesBanco	WSBC	5
Wescast Industries Inc	WCSTF	
Wesco Financial Corp.	WSC	
WESCO Int'l	WCC	5
West Coast Bancorp	WCBO	
West Fraser Timber Co.	WFT.TO	

West Marine	WMAR	
West Pharmac. Svcs.	WST	8.5
Westaim Corp	WED.TO	
Westamerica Bancorp	WABC	7
Westar Energy	WR	4.5
Westell Techn. 'A'	WSTL	
Western Alliance Bancorp	WAL	
Western Digital	WDC	20
Western Forest Products Inc	WEF.TO	
Western Gas Partners LP	WES	5.5
Western Liberty Bancorp	WLBC	
Western Pwr & Equip Corp	WPEC	
Western Refining Inc	WNR	
Western Union	WU	9
Westfield Financial Inc	WFD	10
WestJet Airlines Ltd.	WJA.TO	
Westlake Chemical	WLK	3
Westmoreland Coal Co.	WLB	
Weston (George)	WN.TO	15
Weststar Financial Services Co	WFSC	
Westwood Holdings Group Inc	WHG	
Westwood One	WWON	
Wet Seal 'A'	WTSLA	5.5
Weyco Group	WEYS	
Weyerhaeuser Co.	WY	
WGL Holdings Inc.	WGL	2.5
WGNB Corp	WGNB	
Whirlpool Corp.	WHR	6
White Electronic Designs Corp	WEDC	10
White Mtns Ins Group Ltd	WTM	
White River Capital Inc	RVR	
Whiting Petroleum Corp	WLL	9.2
Whitney Holding	WTNY	-9
Whole Foods Market	WFMI	13
WHX Corp	WXCO	
WHY USA Financial Group	WUFG	
Wi-Tron Inc	WTRO	
WidePoint Corporation	WYY	
Wilber Corp	GIW	
Wiley (John) & Sons	JW/A	14.5
Wilhelmina International Corp	WHLM	
Willamette Vy Vineyards Inc	WVVI	
Willbros Group Inc	WG	5
Willdan Group Inc.	WLDN	
Williams Coal Sm Gs	WTU	
Williams Controls Inc	WMCO	
Williams Cos.	WMB	9

Williams Industries Inc.	WMSI	
Williams Partners LP	WPZ	2.5
Williams Pipeline Partners LP	WMZ	3.13
Williams-Sonoma	WSM	1.5
Willis Group Holdings PLC	WSH	
Willis Lease Finance	WLFC	
Wilmington Capital Management	WCM/A.TO	
Wilmington Trust	WL	6.5
WILSHIRE 5000 INDEX	DWCF	
Wilshire Bancorp Inc	WIBC	12
Wilshire Enterprises	WLSE	
Wind Energy America Inc	WNEA	
Windstream Corp.	WIN	2
Windswept Environmental Group	WEGI	
Winland Electronics	WEX	
Winmark Corp	WINA	
Winmax Trading Group Inc.	WNMX	
Winmill & Co Inc	WNMLA	
Winn-Dixie Stores	WINN	
Winnebago	WGO	
Winner Medical Group Inc	WWIN	38
Winpak Ltd.	WPK.TO	
Winsonic Digital Media Group	WDMG	
Winthrop Realty Trust	FUR	
Wintrust Financial	WTFC	
Wipro Limited	WIT	16.4
Wireless Age Communications	WLSA	
Wireless Data Solutions Inc	WDSL	
Wireless Ronin Tech Inc	RNIN	
Wireless Telecom.	WTT	
Wireless Xcessories Group	WIRX	
Wisconsin Energy	WEC	8
WisdomTree Investments Inc	WSDT	
Wizzard Software Corp	WZE	
WMS Industries	WMS	20
WNS Holdings Limited	WNS	17
Wolverine Tube Inc	WLVT	
Wolverine World Wide	WWW	9
Women First HealthCare Inc	WFHCQ	
Womens Golf Unlimited Inc	WGLF	
Wonder Auto Technology Inc	WATG	18.67
Woodbridge Holdings Corp	WDGH	
Woodside Petroleum Ltd.	WOPEY	
Woodward Governor	WGOV	7.5
Workstream Inc	WSTM	
World Acceptance	WRLD	
World Fuel Services	INT	

World Gaming plc	WGMGY	
World Health Alternatives Inc	WHAIQ	
World Heart Corp	WHRT	
World Racing Group Inc	WRGP	
World Wrestling Ent.	WWE	12.5
WorldGate Communications Inc	WGAT	
WorldSpace Inc	WRSPQ	
WorldStar Energy Corp	WSTR	
Worldwide Energy & Manu. USA	WEMU	
Worthington Inds.	WOR	30
Wound Management Tech. Inc	WNDM	
WPCS International Inc	WPCS	
WPP PLC ADR	WPPGY	3
WQN Inc	WQNI	
Wright Express	WXS	9
Wright Medical	WMGI	31.5
WSB Financial Group Inc.	WSFGQ	
WSB Holdings Inc	WSB	
WSFS Finl Corp	WSFS	5
WSI Inds Inc	WSCI	
Wuhan General Group China Inc.	WUHN	
WuXi PharmaTech Cayman Inc	WX	
WVS Financial Corp	WVFC	
WWA Group Inc	WWAG	
Wyndham Worldwide	WYN	3.5
Wyndstorm Corp	WYND	
Wynn Resorts	WYNN	15.5
X-Change Corp	XCHC	
X-Rite	XRIT	
XATA Corp	XATA	30
Xcel Energy Inc.	XEL	6.5
Xcorporeal Inc	XCRP	
XELR8 Holdings Inc	XELR	
Xenonics Holdings Inc	XNN	
XenoPort Inc.	XNPT	
Xerium Techn.	XRM	
Xerox Corp.	XRX	2
XETA Corp.	XETA	
Xfone Inc.	XFN	
XFormity Technologies Inc	XFMY	
Xilinx Inc.	XLNX	12
Xinhua China Ltd	XHUA	
Xinhua Sports & Entertainment	XSEL	
Xinyuan Real Estate Company	XIN	
XL Capital Ltd.	XL	-10.5
XO Holdings Inc.	XOHO	
XOMA Ltd	XOMA	

Xponential Inc.	XPOI	
XTENT Inc	XTNT	
Xtl Biopharmaceuticals Ltd	XTLBY	
XTO Energy	XTO	5
Xynergy Holdings Inc	XYNH	
Xyratex Ltd	XRTX	
Yadkin Valley Financial Corp	YAVY	
Yahoo! Inc.	YHOO	9.5
Yamana Gold Inc	AUY	
Yanglin Soybean Inc.	YSYB	
YM Biosciences Inc	YMI	
Yocream Intl Inc	YOCM	
Yongye International Inc	YONG	37.5
York Water Co	YORW	6
Youbet.com	UBET	
Young Broadcasting Inc	YBTVQ	
Young Innovations	YDNT	
YRC Worldwide	YRCW	-12.5
YTB Intl Inc	YTBLA	
Yucheng Technologies Ltd	YTEC	
Yuhe International Inc	YUII	
Yum! Brands	YUM	10
Z-Trim Holdings Inc	ZTHO	
Zagg Inc	ZAGG	
Zale Corp.	ZLC	
Zanett Inc	ZANE	
ZAP.COM Corp.	ZPCM	
ZBB Energy Corp	ZBB	
Zebra Techn. 'A'	ZBRA	3.5
Zen Holdings Corporation	ZNHL	
Zenith Nat'l Ins	ZNT	0.5
Zep Inc.	ZEP	
Zhone Technologies Inc	ZHNE	
Zhongpin	HOGS	21
Ziegler Companies Inc.	ZGCO	
Zimmer Holdings	ZMH	7.5
Zion Oil & Gas Inc	ZN	
Zions Bancorp.	ZION	-3
ZIOPHARM Oncology Inc	ZIOP	
ZipRealty Inc	ZIPR	20
Zix Corp	ZIXI	20
ZOLL Medical	ZOLL	11.5
Zoltek Cos.	ZOLT	23.5
Zoom Technologies	ZOOM	
Zoran Corp.	ZRAN	5
ZST Digital Networks Inc	ZSTN	
Zumiez Inc.	ZUMZ	5.5

Zunicom Inc
Zupintra Corporation
ZVUE Corp
Zygo Corp.
ZymoGenetics Inc
Zynex Inc

ZNCM
ZUPC
ZVUE
ZIGO
ZGEN
ZYXI