

**KENTUCKY-AMERICAN WATER COMPANY
CASE NO. 2010-00036
COMMISSION STAFF'S SECOND SET OF INFORMATION REQUESTS**

Witness: Lance Williams

1. List all of Kentucky-American's sewer collection and treatment facilities.

Response:

Owenton Waste Water Treatment Plant, 311 Carter Street, Owenton, KY
Rockwell Village Waste Water Treatment Plant, Rockwell Road, Winchester KY

For the electronic version, refer to KAW_R_PSCDR2#1_043010.pdf.

**KENTUCKY-AMERICAN WATER COMPANY
CASE NO. 2010-00036
COMMISSION STAFF'S SECOND SET OF INFORMATION REQUESTS**

Witness: Michael A. Miller

2. List all Kentucky-American facilities and contract operations that are not subject to Commission regulation.

Response:

The Bluegrass Station O&M Contract.

The revenue from this operation is not included in the Company's filing, nor any direct expenses charged to this operation. Please note that on Exhibit MAM-8 attached to the testimony of Mr. Miller, the Company eliminated a pro-rata share of the KAW corporate expenses allocated to the Bluegrass Station contract from the expense levels included in the Company's filing in this case.

For the electronic version, refer to KAW_R_PSCDR2#2_043010.pdf.

KENTUCKY-AMERICAN WATER COMPANY
CASE NO. 2010-00036
COMMISSION STAFF'S SECOND SET OF INFORMATION REQUESTS

Witness: Keith Cartier/Sheila Miller

3. Refer to Kentucky-American's Response to Commission Staff's First Set of Information Requests, Item 1(a), W/P3-1.
 - a. Identify each position that is currently vacant or that Kentucky-American projects will be vacant during the forecasted test period.
 - b. For each position identified in Item 3(a) above:
 - (1) State why the position must be filled.
 - (2) State why the position is currently or will be vacant.
 - (3) Describe the current status of Kentucky-American's efforts to fill the position and state the anticipated hire date.
 - (4) State the total cost of the position included in the forecasted test period, the cost of each individual component of the total cost (e.g., payroll expenses, payroll capitalized, retirement, taxes, insurance benefits), and the accounts to which each amount was charged.
 - c. At page 9, Kentucky-American lists the following job title: "Meter Reader (11/2/88-11/1/98)." Describe this job position and explain the job title used for this position.

Response:

- a. & b. (1-3) As of April 19 the following positions are vacant:

Manager Production - Necessary oversight of production operations, transfer of prior incumbent (Filled – will start 4/26/10).

Manager External Affairs Necessary for public interface, resignation of prior incumbent (Currently recruiting).

Planning Engineer - Necessary for system modeling, particularly once new plant on line. Transfer of incumbent (anticipate position will be filled during forecast year once plant on line).

Engineer - Necessary for project support. Transfer of incumbent (anticipate position will be filled during 2010).

The following open positions are all for new water treatment plant (KRS II) – all expected to be filled before September 2010.

Production Tech (Offer made – hire date TBD)
Production Tech (Recruiting)
Production Tech (Recruiting)
Production Tech (Recruiting)
Production Tech (Recruiting)

- b. (4) See attached schedule
- c. The title relates to meter readers hired within that time frame, to reflect different negotiated rates of pay. Meter readers as of 11/1/88 earn \$23/hour; meter readers after 11/1/88 but prior to 11/1/98 earn \$21.96/hour; and meter readers after 11/1/98 earn \$20.83/hour. These wage rates are those currently in effect.

For the electronic version, refer to KAW_R_PSCDR2#3_043010.pdf.

Kentucky American Water
 Vacancies currently in filing
 PSCDR2#3b(4)

Position	O&M/Cap	Annual Wages	OPEB	Pension Defined Contribution Plan	Group Insurance	Workers Compensation	Payroll Taxes	AIP	401K
Engineer	Capital	61,522	6,964	2,670	10,736	991	4,756	6,153	
Production Manager	O&M	111,927	12,670	4,857	19,531	1,802	8,652	22,645	
Planning Engineer	Capital	72,802	8,241	3,159	12,704	1,172	5,628	7,282	
Production Technicians									
5 positions-per position*	O&M	53,571	6,064	2,325	9,348	862	4,141	0	
Manager External Affairs**	O&M	92,284	10,447	4,005	16,104	1,486	7,134	13,844	3,509

*To be hired to operate the new KRS II Treatment Facility.

**This position is not vacant in the filing - employee resigned after application filing

KENTUCKY-AMERICAN WATER COMPANY
CASE NO. 2010-00036
COMMISSION STAFF'S SECOND SET OF INFORMATION REQUESTS

Witness: Michael A. Miller

4. Refer to Kentucky-American's Response to Commission Staff's First Set of Information Requests, W/P3-1 at 2. Incentive pay included in forecasted labor is \$376,757.
 - a. Describe the incentive pay plan and explain why such a plan is necessary and reasonable.
 - b.
 - (1) State whether the forecasted incentive pay is being awarded under the same long-term incentive plan and annual incentive plan compensation programs (respectively, "LIP" and "AIP") whose costs the Commission disallowed for ratemaking purposes in Case No. 2004-00103.¹
 - (2) If the incentive plan is the same, explain why Kentucky-American proposes to include its costs in the determination of rates in this proceeding.
 - (3) If the incentive plan differs from that reviewed in Case No. 2004-00103, describe how the plan differs from the plan previously reviewed.
 - c. List each Kentucky-American employee who is eligible to participate in the incentive pay plan.
 - d. State the level of incentive pay available to each participant in the forecasted period.
 - e. State the level of incentive pay awarded to each individual participating in the program for each of the previous five years compared to the level of incentive pay available to each participant in the forecasted period.
 - f. For the previous five calendar years, provide a comparison of the incentive pay that was budgeted to actual amount paid in each year. Include detailed explanations for any variance between the budgeted and actual payments.
 - g. Describe how incentive payment awards in previous years were determined.
 - h. State the amounts of incentive payment awards included in the forecasted test period and describe how the amounts were determined.

¹ Case No. 2004-00103, Adjustment of the Rates of Kentucky-American Water Company (Ky. PSC Feb. 28, 2005) at 47 – 49.

Response:

- a. Copies of the Company's incentive compensation plans are attached to the response to KAW_R_AGDR1#15_042610. As provided in the response to KAW_R_PSCDR1#14, the Company has performed a salary wage band study to determine the market based salary range for all non-hourly positions. The purpose of the study is to determine an appropriate mid-point range of salary for each position, with the mid-point of the salary range being the target pay for the employees falling in each position category. The AIP is part of the overall compensation strategy. While the target for base pay is the 50th percentile of the wage band, the at-risk compensation from the incentive plan has been targeted to permit an eligible employee to achieve compensation 65th percentile given strong job performance on specific job performance goals that develop the employee's job performance and abilities, improve customer service and satisfaction, and promote effective and efficient operation of the employee's areas of responsibility. The Company provided responses to several questions from the AG concerning the incentive compensation plans. In addition, to AG1#15 referenced above, please refer to the responses to KAW_R_AGDR1#38, #39, and #41.

The incentive plan is necessary and reasonable for a number of reasons.

- (1) The annual incentive plan is necessary because it is part of the overall compensation package for KAW and AWWSC employees providing service to KAW. The at-risk incentive pay is not just an add-on to base pay, but is in place to drive performance to the benefit of the customers through better service and more efficient costs. As stated above the overall compensation plan is to award employees a base pay at the mid-point of the market based salary range, and to incent eligible employees with a portion of the total potential compensation with at-risk pay tied directly to performance above the standard duties in the job description.
- (2) The incentive plans are necessary because the Company must compete for qualified employees in the various markets where KAW and AWWSC operate. As described above, the base pay target is only the mid-point of the market based range. The Company has also in each of the last three rate cases provided substantial evidence about the prevalence of at-risk incentive plan pay plans in other major utilities and the job market in general. If the Company were to limit base pay to the mid-point of the market with no incentive plan at all, the Company would not be competitive in the markets where it must attract highly qualified employees, and certainly would have difficulty in retaining those strong performing employees when other surrounding businesses offer more competitive compensations, including incentive pay to award that strong performance.
- (3) The incentive plans are reasonable because they drive performance of employees which benefits customers in a number of ways. KAW's

customer satisfaction, safety and operational performance indicators are very positive and the Company believes these results are directly impacted by the establishment of individual employee performance goals directly tied to the Company's performance in these areas. Establishing goals that stretch the employee efforts leads to better service, lower employee turnover, and increased customer satisfaction. Incenting employees to perform at above average levels reduces employee counts which directly impacts customer rates. Incenting employees to be strong performers and more efficient makes for more efficient operations and stronger financial performance which directly benefits customers in the form of lower costs (than a less efficient or lower performing company), and/or longer periods between general rate filings.

- b.
- (1) No.
 - (2) See part (1) above.
 - (3) At the time of the 2004 rate case, the AIP included a threshold financial target that had to be met before any individual employee awards under the plan could be made. Once that financial target was met, the individual employee awards were heavily weighted towards each regulated subsidiary's (or group of regulated subsidiaries) financial targets. As indicated in response to a similar request in the Company 2008 rate case, a portion of the total available AIP at that time was tied to financial performance and a portion to customer satisfaction and operational metrics. Under that plan individual awards were comprised of 30% financial targets (for most employees), and 70% tied to goals related to customer satisfaction; customer service quality; environmental, health and safety; efficiency metrics; personal development; and other measures of quality of performance of the employee.

The plan for 2009 changed significantly. As outlined in the plan booklet attached in the response to KAW_R_AGDR1#15_042610, there are a combination of financial and non-financial measures (pages 5 & 6 of plan booklet) used to determine the total award pool available for the year. These metrics (step 1) are utilized to develop a multiplier that is applied to the target awards (100% of awards for all eligible employees) to decrease or increase the available incentive plan pool for all employees. Step 2 (page 6 of plan booklet) is for Sr. Management to allocate the available incentive pay funding to each subsidiary, group of subsidiaries or functional area based on their specific results and contributions to the overall metrics. Step 3 is to allocate the available award pool at each subsidiary, group of subsidiaries or functional area to each individual employee based on his/her performance in relation to his/her specific performance goals and contributions. Thus, the at-risk compensation each employee actually receives is determined by the employee's performance of his/her specific performance goals, not by the financial/non-financial measures used to determine the total award pool for the year. The

individual award can range between 0%-200% of the AIP target established for each job position. This at-risk pay is meant to motivate employees to do their best, and to recognize high performers for their contributions to meeting customer expectations, customer service, customer satisfaction operational efficiency, quality of work, and personal development metrics. The new AIP plan effective in 2009 is designed to give the employee more power than ever before to impact the size of the award, and to be even more accountable than ever before for meeting or exceeding their challenging goals to the benefit of both the Company's customers and the organization.

- c. See attached.
- d. See attachment c.
- e. See attached.
- f. See attached.
- g. See the response to subpart b (3) above.
- h. See attachment c. The incentive award was determined by calculating the percentage applicable to that position multiplied by the base wages in the forecasted test-year.

For the electronic version of this response, refer to KAW_R_PSCDR2#4_043010.pdf.

Kentucky American Water

AIP & LTIP

PSCDR2#4c

<u>Employee Number</u>	<u>Employee Name (Former Listing)</u>	<u>Job Title</u>	<u>AIPRate 2009</u>	<u>Total AIP</u>
12000101	Braxton, Donna L.	Mgr Human Resources	0.15	14,766
12000128	Bridwell, Linda C.	Mgr Engrg - Project Delivery	0.20	21,767
12000080	Buchanan, Richard A.	Supvr Opns I	0.10	7,837
12000002	Buckner, William S.	Supvr Field Operations	0.10	7,859
50066495	Carr, Shana D.	Specialist Water Quality	0.05	2,812
50085740	Cartier, Keith	VP Operations (Large)	0.20	29,428
12000096	Cole, Rachel S.	Supvr Business Process	0.10	7,675
12000142	Combs, Mitzi R.	Supvr Production	0.10	7,372
12000117	Coy, Tim	Supvr Production	0.10	5,673
50271711	Galavotti, Michael D.	Sr Project Engr	0.15	13,754
50395960	Golden, Ray	Manager External Affairs	0.15	13,844
50299154	Golden, Virginia-Bibb W.	Supvr Storeroom	0.10	6,640
12000120	Griffin, Dillard	Mgr Field Operations	0.20	23,439
50413314	Hack, John-Mark B.	Dir Govt Affairs (State)	0.20	23,814
50285333	Hurt, Jason M.	Engineering Project Manager	0.10	7,345
12000127	Jackson, Jarold	Supervisor Field Operations	0.10	8,647
12000038	Johnson, Dorothy J.	Specialist Water Quality	0.05	2,903
50273918	Kruczynski, Kevin	Supervisor Production WTP	0.10	6,975
12000073	Mattingly, Marion W.	Supvr Field Operations	0.10	8,192
50491468	Money, Mary G.	Manager Finance / Financial Analyst II	0.15	14,766
12000103	Mullins, Mark E.	Supvr Production	0.10	7,201
50059079	Ross Sr., Frank A.	Supvr Loss Control	0.10	7,557
12004012	Shehee, David B.	Supvr Wtr Qlty Envrn Cmpl	0.10	7,519
12007090	Tomko, Gregory V.	Engineering Project Manager	0.10	7,572
12007318	Tudor, Carol F.	Specialist Service Delivery	0.05	2,702
99999002	Vacant	Engineer	0.10	6,153
12000120	Vacant	Mgr Production	0.20	22,645
99999005	Vacant	Planning Engineer	0.10	7,282
3016239	Takisha Walker	Supvr Field Operations	0.10	7,059
12007131	Walker, Shannyn C	Supvr Field Operations	0.10	7,284
12000156	Walters, Mark A.	Supvr Field Operations	0.10	6,027
50416677	Williams, Lance E.	Dir Engineering (Large)	0.20	25,020
				<u>349,529</u>

LTIP

50416677	Williams, Lance E.	Dir Engineering (Large)	0.10	12,510
50085740	Cartier, Keith	VP Operations (Large)	0.10	14,718
				<u>27,228</u>

376,757

Kentucky American Water Company
Annual Incentive Plan Payouts
PSCDR2#4e

Employee Name	Pay Type	Pay Description	2006		2007		2008		2009		2010		Available In Forecasted Test/Year
			Actual	Target	Actual	Target	Actual	Target	Actual	Target	Actual	Target	
Anderson, Richard T.	740	AIP Payout	1,364	1,695	2,429	2,313	584	11,933	18,157	14,766			
Ballard, Patricia L.	740	AIP Payout	1,762	1,818	2,612	2,793	17,256	25,160	21,767				
Braxton, Donna L.	740	AIP Payout	1,917	2,074	19,351	2,896	7,429	9,160	7,897				
Bridwell, Linda C.	740	AIP Payout	2,441	5,285	7,429	7,502	2,189	2,245	2,812				
Bumfield, Robert	740	AIP Payout	2,217	4,774	6,709	2,320	22,450	39,148	29,428				
Buchanan, Richard A.	740	AIP Payout	1,005	1,453	2,237	6,366	10,785	7,675	7,372				
Buckner, William S.	740	AIP Payout	1,538	1,572	19,579	5,773	5,828	5,673					
Buehler, Pamela	740	AIP Payout	2,080	4,365	6,472	2,435	1,612	13,754					
Carr, Shana D.	740	AIP Payout	1,911	3,870	5,758	2,233	5,636	6,788					
Cole, Rachel S.	740	AIP Payout	34	1,613	2,443	10,785	24,280	23,439					
Combs, Mitzel R.	740	AIP Payout	3,117	5,011	6,973	6,155	7,472	7,345					
Coy, Timothy	740	AIP Payout	1,493	1,628	2,382	2,326	6,855	8,192					
Farnier, Darny R.	740	AIP Payout	317	5,769	11,609	6,021	4,976	14,766					
Feltz, Jon W.	740	AIP Payout	3,066	9,709	14,639	5,954	5,148	7,201					
Floyd, Elizabeth A.	740	AIP Payout	1,423	1,664	2,360	2,062	2,246						
Galavotti, Michael D.	740	AIP Payout	1,965	4,202	8,337	2,591	6,855	8,192					
Gibson, Marshall C.	740	AIP Payout	1,744	1,824	2,639	2,387	6,975						
*Golden, Ray	740	AIP Payout	2,080	7,890	14,639	6,563	4,726	7,557					
Golden, Virginia-Bibb W.	740	AIP Payout	2,005	4,194	6,110	6,021	6,454	7,519					
Giffin, Dillard	740	AIP Payout	1,673	3,686	5,491	5,908	2,766	7,729					
Hack, John-Mark B.	740	AIP Payout	1,829	3,966	5,850	2,466	6,449	5,750					
Hawthorne, Richard B.	740	AIP Payout	2,080	7,890	14,639	6,563	4,726	7,557					
Hurt, Jason M.	740	AIP Payout	2,005	4,194	6,110	6,021	6,454	7,519					
Jackson, Jarold T.	740	AIP Payout	1,673	3,686	5,491	5,908	2,766	7,729					
Johnson, Dorothy J.	740	AIP Payout	1,829	3,966	5,850	2,466	6,449	5,750					
Kruchinski, Ronald K.	740	AIP Payout	2,080	7,890	14,639	6,563	4,726	7,557					
Lancho, Susan L.	740	AIP Payout	2,005	4,194	6,110	6,021	6,454	7,519					
Matingly, Marion W.	740	AIP Payout	1,673	3,686	5,491	5,908	2,766	7,729					
Money, Mary	740	AIP Payout	1,829	3,966	5,850	2,466	6,449	5,750					
Mullins, Mark E.	740	AIP Payout	2,080	7,890	14,639	6,563	4,726	7,557					
Owens, Stacy R.	740	AIP Payout	2,005	4,194	6,110	6,021	6,454	7,519					
Ramey, Karin J.	740	AIP Payout	1,673	3,686	5,491	5,908	2,766	7,729					
Roney, Roy K.	740	AIP Payout	1,829	3,966	5,850	2,466	6,449	5,750					
Rockard, Paul E.	740	AIP Payout	2,080	7,890	14,639	6,563	4,726	7,557					
Ross, Sr., Frank A.	740	AIP Payout	2,005	4,194	6,110	6,021	6,454	7,519					
Routt, J.C.	740	AIP Payout	1,673	3,686	5,491	5,908	2,766	7,729					
Rowe, Nick O.	740	AIP Payout	1,829	3,966	5,850	2,466	6,449	5,750					
Shehee, David B.	740	AIP Payout	2,080	7,890	14,639	6,563	4,726	7,557					
Shryock, Michael W.	740	AIP Payout	2,005	4,194	6,110	6,021	6,454	7,519					
Siler, Bryan V.	740	AIP Payout	1,673	3,686	5,491	5,908	2,766	7,729					
Stone, Peggy A.	740	AIP Payout	1,829	3,966	5,850	2,466	6,449	5,750					
Swops, Valeria R.	740	AIP Payout	2,080	7,890	14,639	6,563	4,726	7,557					
Tomko, Gregory V.	740	AIP Payout	2,005	4,194	6,110	6,021	6,454	7,519					
Tudor, Carol F.	740	AIP Payout	1,673	3,686	5,491	5,908	2,766	7,729					
Vacant-Engineer	740	AIP Payout	6,062	4,079	5,962	5,825	5,825	5,825	5,825				
Vacant-Mgr Production	740	AIP Payout	1,388	1,593	3,085	1,613	1,727	2,577	2,548				
Vacant-Planning Engineer	740	AIP Payout	2,242	4,713	6,803	2,132	4,588	6,507	2,490				
Walker, Shannon C.	740	AIP Payout	2,615	8,450	8,450	2,490	2,490	2,490	2,490				
Walkers, Takkisha D.	740	AIP Payout	6,777	6,777	6,777	6,777	6,777	6,777	6,777				
Walkers, Mark A.	740	AIP Payout	62,772	150,629	278,428	110,077	76,000	312,154	349,529				
**White, Joe C.	740	AIP Payout											
White, William F., Retired In 2007	740	AIP Payout											
Whitehouse, David M.	740	AIP Payout											
Williams, Lance E.	740	AIP Payout											
Williams, Thomas W.	740	AIP Payout											
Witherle, Richard L.	740	AIP Payout											
Wright, Brian F.	740	AIP Payout											
750 AIP PO - BD													
Total													

*resigned - to be replaced
**retired

Kentucky American Water Company
Incentive history
PSCDR2#4f

	2006	2007	2008	2009	2010
Actual (based on AIP earned in previous year)	62,772	161,579	278,428	245,403	312,153
Budget (that matches to the year AIP earned)	59,250 Note 1	158,613 Note 2	243,598 Note 3	354,238 Note 4	366,355 Note 5

Note 1: The 2006 AIP payment (for AIP earned in 2005) was slightly above the Plan, however, the Plan was fully adjusted for the lower employee levels on the payroll of KAWC after the SE Region reorganization and transfer of employees to AWWSC.

Note 2: The 2007 AIP payment (for AIP earned in 2006) was very close to the Plan, however, the Plan did recognize an increase in the employee level of seven related to two additional employees from the Owenton Acquisition who were eligible for the AIP, and the movement of five AWWSC employees to KAWC. It was determined that AWWSC employees that were charging more than 90% of their time to KAWC should be returned to the KAWC payroll.

Note 3: The 2008 AIP payment (for AIP earned in 2007) was over the Plan by \$34,830. This increase in the Plan level of AIP was related to further transfer of five AWWSC employees to KAWC because they were charging at least 90% of their time to KAWC. The increase in the AIP payment over the Plan was related to several promotions that occurred during the year, and an increase in the salary band (AIP % available) to the President of KAWC.

Note 4: The 2009 budget reflected the AIP for Mr. Rowe at KAW, and did not recognize his shift to a new position at AWWSC. In addition, the timing of hiring of a number of employees resulted in them not receiving AIP or only receiving a pro-rata share based on their hire date.

Note 5: The 2010 award was lower due to a number of vacancies during the year.

KENTUCKY-AMERICAN WATER COMPANY
CASE NO. 2010-00036
COMMISSION STAFF'S SECOND SET OF INFORMATION REQUESTS

Witness: Michael A. Miller

5. In Case No. 2004-00103,¹ the Commission disallowed for ratemaking purposes the costs associated with the LIP and AIP because of the lack of any study or analysis that quantified the programs' alleged benefits.
- a. Provide a copy of all studies and analyses that Kentucky-American has performed or commissioned that qualifies the benefits the ratepayers derive from the LIP or AIP.
 - b. If Kentucky-American has not performed or commissioned such studies or analyses, explain why Kentucky-American has not done so.
 - c. If Kentucky-American is unable to document the benefits of its or American Water Works Service Company's ("Service Company") incentive compensation plans, explain why Kentucky-American's ratepayers should bear the cost of these plans.

Response:

- a. The Company has investigated the availability of resources to perform studies or analyses which would quantify the benefits to ratepayers of its AIP and LIP programs. The Company has been unable to locate any examples of such specific studies being available generally. After consultation with its Human Resources consultant, Towers Perrin, the Company is of the belief that such a study would be complex to perform, would require the design of a new data gathering system to collect necessary data, and would involve a period of time to collect the data and analyze it. The Company has not requested a proposal to perform such a study given the limitations and the likely expense of obtaining a quantitative study. Please see the response to KAW_R_PSCDR2#4(a)-(b) which provides support for the necessity and reasonableness of the Company's incentive plans, how those plans benefit the Company's customers, and changes to the incentive plans for 2009 that were put in place to further improve employee performance and drive customer satisfaction, customer service and hold down costs to be recovered from the Company's customers.

The Company collects data on its performance relative to a number of objective factors. These are described more fully at pages 4-6 of the AIP program booklet,

¹ Id. at 49.

previously provided in response to KAW_R_AGDR1#15_042610. As noted in Attachment A to the plan booklet, the Company's Environmental Compliance, Safety Performance, Customer Satisfaction, Service Quality, Business Transformation and Diversity are all monitored and become the basis for the Operational Component of the plan award calculation. These key performance indicators are necessarily a part of each employee's incentive plan targets. These are the objective performance elements the Company measures.

Environmental Compliance (NOV)

Environmental Compliance is measured by "Notice of Violation" (NOV) count defined as the number of times an official notice is issued by a primacy agency for failure to comply with a federal, state, or local environmental statute or regulation that is covered under the scope of the American Water Environmental Management Policy.

Safety Performance

Safety performance will be measured on an OSHA Total Recordable Incident Rate (ORIR) which is defined as the rate of total injuries requiring treatment beyond first aid per 200,000 hours worked. ORIR focuses on total injury reduction which by extension improves Lost Work Day Case Rate (LWCR) and correlates more closely to workers compensation claims and costs. LWCR will remain a personal performance goal for the Operations and Operational Risk Management functions.

Customer Satisfaction

Customer Satisfaction is based on the results of the annual Customer Satisfaction Survey (CSS) conducted in the fourth quarter each year through randomly selected customer contacts in each State. This survey will ask our customers "Overall, how satisfied have you been with (Company Name) in general during the past twelve months?" This has a five-point response scale (Extremely Satisfied, Very Satisfied, Somewhat Satisfied, Somewhat Dissatisfied, Very Dissatisfied).

Service Quality

Service Quality is based on the annual results of the Service Quality Surveys (SQS) conducted throughout the year with customers having had recent contact with an AW Customer Service (CSR) or Field Service (FSR) Representative. This survey will ask the customer, "Overall, how satisfied were you with the outcome of your service contact?" having a five point response scale (Extremely Satisfied, Very Satisfied, Somewhat Satisfied, Somewhat Dissatisfied, Very Dissatisfied), is used to

measure performance by evaluating the response percentage total for the top two categories (extremely or very satisfied).

Business Transformation

Business Transformation will be based on the participation and development of new and improved processes across AWW that promote more efficient use of resources and work processes.

Diversity

Diversity will be based on training for all key managers, analysis of the pool of new hire candidates, and analysis of supplier/contractor sourcing.

While these measures may not be readily convertible to a dollar value to customers, there is no doubt they are important measures of the Company's performance relative to the customers and the community served.

Further, the individual performance component of the AIP program, which is described more fully at pages 7-9 of the program booklet, is intended to provide a number of objective measures of each employee's performance, and quantify the results versus the objectives. While these measures are not the same for all employees, they are targeted by the employee and his manager to be meaningful measures to drive improved employee performance and increase value to the Company and its customers. Examples of individual goals would include: (1) meter change outs that would maintain compliance with Commission guidelines and improve revenue generation, (2) targets for valve operation, hydrant inspections, tank painting that incent employees to plan and complete the work necessary to maintain operational integrity, and (3) personal development targets that promote more effective management skills, education, key job skills and developing capable employees for succession planning. The individual measurable objectives are also based on a systematic approach to measuring employee performance and development which the Company's Human Resources Department has developed. Again, as with the Operations measures, these are not readily convertible to a dollar value to customers, but there is no doubt they are important measures of the employee's performance relative to the Company, its customers and the community served. These elements make up 100% of the plan award potential for each eligible employee.

While the Company has not been able to perform a study that attempts to quantify the benefits to customers of such incentive plans and believes such a study would be extremely costly if possible at all, the Company believes that such plans do in fact generate more efficient, safe and reliable utility infrastructure and service which provides a direct benefit to current and future customers. The impact of a well run and efficient utility also equates to a lower cost of service than a poorly run and inefficient utility, again a direct financial benefit to current and future customers.

- b. See the response to part a. above.
- c. Please see the response to KAW_R_PSCDR2#4a & b, and the response to subpart a. above.

For the electronic version of this response, refer to KAW_R_PSCDR2#5_043010.pdf.

KENTUCKY-AMERICAN WATER COMPANY
CASE NO. 2010-00036
COMMISSION STAFF'S SECOND SET OF INFORMATION REQUESTS

Witness: Michael A. Miller

6. In Case No. 2004-00103, the Commission found that other utilities' use of incentive pay plans is insufficient evidence to demonstrate that Kentucky-American's incentive pay plans benefit Kentucky-American ratepayers and that the costs of such plans should be recovered through rates. Explain how the wide use of incentive pay plans by other utilities and business in general demonstrates that Kentucky-American's plans benefit Kentucky-American ratepayers.

Response:

Please see the responses to KAW_R_PSCDR2#4 a& b, and KAW_R_PSCDR2#5. As stated in those responses KAW considers the incentive plans a part of its overall market based compensation plan. To be competitive in the job markets where KAW and AWWSC operate, markets where at-risk incentive compensation is common, the Company must provide competitive compensation programs, including incentive compensation, to attract and retain qualified employees.

The Company's customers directly benefit from a compensation plan that is based entirely on market based total compensation and a culture of performance attached to the overall compensation program. The performance culture incents employees to perform at a high level or their overall compensation suffers. The customers benefit in a number of ways, including improved service, more reliable service, and ultimately lower costs through the efficiencies and productivities gained from high performing employees. In addition, the customers benefit if employees don't perform to expected levels in the form of lower employee compensation costs. This performance culture leads to better customer service, more efficient operations, less turn-over and lower employee counts compared to less efficient and less performance based utilities. The Company's customers benefit from this performance culture in better service and lower costs.

For the electronic version of this response, refer to KAW_R_PSCDR2#6_043010.pdf.

**KENTUCKY-AMERICAN WATER COMPANY
CASE NO. 2010-00036
COMMISSION STAFF'S SECOND SET OF INFORMATION REQUESTS**

Witness: Michael A. Miller

7. Provide all studies and analyses that address the effect of Kentucky-American's and Service Company's incentive compensation programs on employee retention.

Response:

The Company has not performed a study regarding employee turn-over. The Company has many years of experience in its management group, has been able to attract highly qualified and capable employees in the management group when required, and has been able to develop talent internally for promotion. The years of service for KAWC employees can be found in the response to PSCDR1#1 and labeled as KAW_R_PSCDR1#1a_WP3-1_031610, pages 34-40. The Company will note that it has a low turn-over rate, and its supervisory staff is both qualified and experienced. The same is true for AWWSC in key management positions, which include many qualified and experienced employees who have significant utility experience at both AWWSC and other utilities.

For the electronic version of this response, refer to KAW_R_PSCDR2#7_043010.pdf.

**KENTUCKY-AMERICAN WATER COMPANY
CASE NO. 2010-00036
COMMISSION STAFF'S SECOND SET OF INFORMATION REQUESTS**

Witness: Michael A. Miller

8. Identify each Service Company employee by position who is eligible to participate in the LIP. For each position listed, provide the total amount of LIP budgeted for the forecasted period and the amount allocated to Kentucky-American.

Response:

Please see attached file. Please note this response updates and modifies information previously supplied in response to KAW_R_AGDR1#47_042610 related to forecasted test-year expenses. The Company will file an amended response to the AG1 question 47.

For the electronic version of this response, refer to KAW_R_PSCDR2#8_043010.pdf.

Kentucky -American Water Company
Commission Staff's Second Set of Information Requests
Question #8

Function	BU #	BU Name	Position	Salary Band	Forecasted		KAWC Alloc % *	KAWC Alloc Amount
					Test Year	LTIP		
Audit	032060	CORP-Audit	VP Internal Audit	ML4	57,000	0.03321	1,893	
Bus Develop	032020	CORP-Corporate Bus Development	Business Development Mgr - Large Accounts	L05	13,895	0.020954	291	
Bus Develop	032020	CORP-Corporate Bus Development	Dir Business Development	L05	18,000	0.020954	377	
Bus Develop	032020	CORP-Corporate Bus Development	Dir Business Development - Large Accounts	ML4	60,000	0.020954	1,257	
Bus Develop	032020	CORP-Corporate Bus Development	SVP Corp Business Development	ML3	182,000	0.020954	3,814	
Bus Transform	032040	CORP-Business Transformation	VP Business Transformation	ML3b	108,000	0	-	
Bus Transform	032052	CORP-Bsns Trans-Recruit To Ret	Dir HR	ML4	43,500	0	-	
Bus Transform	032053	CORP-Bsns Trans-Record To Rpt	Dir Financial Services	L05	15,392	0	-	
Bus Transform	032056	CORP-Bsns Trans-Ord To Compl	Dir Cust & Oper Support	ML4	52,500	0	-	
CSC	034005	CCA-Administration	Director for CSC	L05	14,000	0.036599	512	
CSC	034005	CCA-Administration	VP Customer Svc	ML4	52,500	0.036599	1,921	
Eastern Div Ops	032023	CORP-Eastern Division Ops	SVP Eastern Division	ML3	162,500	0.1872	30,420	
Eastern Div Ops	035002	SE-Network	VP Operations (Large)	L05	14,517	0.0016	23	
Eastern Div Ops	035014	SE-Engineering	Dir Engineering (Large)	L05	11,751	0	-	
External Affairs	032022	CORP-Government Affairs	Dir Govt Affairs (Corp)	ML4	45,000	0.031608	1,422	
External Affairs	032025	CORP-External Affairs	SVP Corp Comm & Ext Affairs	ML3	212,550	0.031854	6,771	
External Affairs	032068	CORP-Marketing	Dir Advertising & Marketing	ML4	42,750	0.033626	1,438	
External Affairs	032085	CORP-External Communications	Dir External Comm	ML4	39,600	0.031714	1,256	
External Affairs	032086	CORP-Internal Communications	Dir Internal Comm	ML4	36,465	0.03303	1,204	
External Affairs	033025	WE-External Affairs	Dir Comm & EA (State)	L05	14,352	0	-	
External Affairs	033525	CE-External Affairs	Dir Comm & EA (State)	L05	13,939	0	-	
External Affairs	035025	SE-External Affairs	Dir Comm & EA (State)	L05	14,790	0.290317	4,294	
Finance	032007	CORP-Finance	Dir Accounting Policy	L05	15,000	0.032391	486	
Finance	032007	CORP-Finance	Dir Business Performance Rptg	L05	16,005	0.032391	518	
Finance	032007	CORP-Finance	Dir Corp Accounting	L05	16,056	0.032391	520	
Finance	032007	CORP-Finance	VP & Controller	ML3b	104,850	0.032391	3,396	
Finance	032007	CORP-Finance	VP Finance & Accounting	ML4	68,400	0.032391	2,216	
Finance	032017	CORP-Planning & Reporting	VP Planning & Reporting	ML4	62,977	0.032986	2,077	
Finance	032027	CORP-Reporting & Compliance	Dir Internal Controls	L05	15,753	0.033953	535	
Finance	032027	CORP-Reporting & Compliance	Regional Dir Finance	ML4	49,920	0.033953	1,695	
Finance	032047	CORP-Income Tax	Dir Tax	L05	18,040	0.034978	631	
Finance	032047	CORP-Income Tax	Director	L05	13,000	0.034978	455	
Finance	032057	CORP-Treasury	Asst Treasurer	L05	14,200	0.032034	455	
Finance	032057	CORP-Treasury	Dir Insurance & Risk Mgt	L05	13,156	0.032034	421	
Finance	032057	CORP-Treasury	VP & Treasurer	ML3b	101,250	0.032034	3,243	
Finance	033007	WE-Finance	Dir Rates	L05	15,656	0	-	
Finance	033007	WE-Finance	Regional Dir Finance	ML4	52,234	0	-	
Finance	033507	CE-Finance	Dir FP&A	L05	14,121	0	-	
Finance	033507	CE-Finance	VP Finance Western Division	ML4	66,000	0	-	
Finance	035007	SE-Finance	Dir Rates	L05	16,120	0.117952	1,901	
Finance	035007	SE-Finance	VP Finance Eastern Division	ML4	46,500	0.117952	5,485	
HR	032002	CORP-HR Comp/Benefits	Dir Comp & Benefits	ML4	57,015	0.031621	1,803	
HR	032003	CORP-HR Talent Development	Dir Organization & Talent Dev	ML4	48,000	0.032587	1,564	
HR	032004	CORP-HR Labor Relations	Dir Labor & Employee Relations	ML4	54,106	0.032119	1,738	
HR	032006	CORP-Business Center HR	Dir HR	ML4	48,000	0.03241	1,556	
HR	032013	CORP-HR Systems & Processes	Dir HR Strategies & Solutions	ML4	46,242	0.033707	1,559	
HR	032018	CORP-Human Resources	SVP Human Resources	ML3	152,750	0.036219	5,533	
HR	032028	CORP-ED Human Resources	Regional Dir HR	ML4	40,500	0.1407	5,698	
HR	032038	CORP-WD Human Resources	Regional Dir HR	ML4	53,550	0	-	
HR	032038	CORP-WD Human Resources	Regional Dir HR	L05	14,347	0	-	
HR	034018	CCA-Human Resources	Dir HR (CSC)	L05	14,000	0.035018	490	
Inv Relations	032037	CORP-Investor Relations	VP Investor Relations	ML4	62,364	0.019589	1,222	
ITS	032030	CORP-ITS Client Rel Admin	Dir Client Servcs Support ITS	L05	14,500	0.035946	521	
ITS	032071	CORP-ITS Admin	VP & CIO	ML3b	105,750	0.036177	3,826	
ITS	032072	CORP-ITS PMO	Dir PMO ITS	L05	14,351	0.0356	511	
ITS	032073	CORP-ITS Infra/Oper Admin	Dir Infrastructure & Opns ITS	L05	15,218	0.035472	540	
ITS	032078	CORP-ITS Adm Business Appl Dev	Dir Core Business Systems ITS	L05	17,490	0.035045	613	
ITS	032093	CORP-ITS-Architecture	Dir Strategy & Arch ITS	L05	17,325	0.035537	616	
Legal	032015	CORP-Legal	Chief Ethics & Compliance Off	ML4	53,160	0.013832	735	
Legal	032015	CORP-Legal	Corp Counsel III	L05	15,350	0.013832	212	
Legal	032015	CORP-Legal	Corp Counsel III (Contract)	L05	16,086	0.013832	223	
Legal	032015	CORP-Legal	Counsel (SEC)	ML4	45,056	0.013832	623	
Legal	032015	CORP-Legal	Regional General Counsel	ML4	57,032	0.013832	789	
Legal	032015	CORP-Legal	SVP General Counsel & Secty	ML3P	232,500	0.013832	3,216	
Legal	033015	WE-Legal	Corp Counsel III	L05	16,459	0	-	
Legal	033015	WE-Legal	Regional General Counsel	ML4	52,938	0	-	

Kentucky -American Water Company
Commission Staff's Second Set of Information Requests
Question #8

Function	BU #	BU Name	Position	Salary Band	Forecasted		KAWC Alloc % *	KAWC Alloc Amount
					Test Year	LTIP		
Legal	033515	CE-Legal	Corp Counsel III Regional	L05	14,959		0	-
Legal	033515	CE-Legal	Corp Counsel III Regional	L05	14,761		0	-
Legal	033515	CE-Legal	Corp Counsel III Regional	L05	12,875		0	-
Legal	033515	CE-Legal	Corp Counsel III Regional	L05	13,419		0	-
Legal	033515	CE-Legal	Regional General Counsel	ML4	66,906		0	-
Legal	035015	SE-Legal	Corp Counsel III Regional	L05	13,006	0.204842	0	2,664
Legal	035015	SE-Legal	Corp Counsel III Regional	L05	12,107	0.204842	0	2,480
Legal	035015	SE-Legal	Eastern Division General Counsel	ML4	57,032	0.204842	0	11,683
Legal	036515	NE-Legal	Corp Counsel III Regional	L05	14,899		0	-
Legal	036515	NE-Legal	Corp Counsel III Regional	L05	13,164		0	-
Operations	032010	CORP-Supply Chain-Sourcing	Dir Supply Chain	ML4	44,919	0.0382	0	1,716
Operations	032011	CORP-Chief Operating Officer	President AW Services	ML2Y	320,250	0.031521	0	10,095
Operations	032011	CORP-Chief Operating Officer	VP Operations Services	ML3b	98,550	0.031521	0	3,106
Operations	032016	CORP-Maintenance Services	Sr Dir Maintnc & SCADA Svcs	ML4	48,000	0.0358	0	1,718
Operations	032019	CORP-Operational Risk	Sr Dir Operational Risk Mgt	ML4	48,502	0.031539	0	1,530
Operations	032065	CORP-Asset Management	Sr Dir Engineering (Corp)	ML4	49,200	0.032015	0	1,575
Operations	032066	CORP-Research & Env Excellence	Dir Res & Environ Excellence	ML4	47,892	0.02677	0	1,282
Operations	034517	BVLAB-Water Quality	Dir Laboratory	L05	14,729	0.036583	0	539
Operations	036550	CORP-COE-Engineering	Dir Engineering - Construction	L05	13,280	0.027517	0	365
Operations	036551	CORP-COE-Technical Services	Dir Engineering - Tech Svcs	L05	12,970	0.028419	0	369
Regulated Ops	032026	CORP-Regulated Ops	Finance Position	L05	15,000	0.035318	0	530
Regulated Ops	032026	CORP-Regulated Ops	President Regulated Operations	ML2L	517,500	0.035318	0	18,277
Regulatory	032069	CORP-Regulatory UFS	VP & Counsel Reg Prgms	ML4	55,501	0.032455	0	1,801
SSC	032505	SSC-Administration	Dir Accounting	L05	15,350	0.033639	0	516
SSC	032505	SSC-Administration	Dir Accounting	L05	14,550	0.033639	0	489
SSC	032505	SSC-Administration	Dir Accounting (SSC)	L05	15,300	0.033639	0	515
SSC	032505	SSC-Administration	Dir Financial Services	L05	12,500	0.033639	0	420
SSC	032505	SSC-Administration	Dir Financial Services	L05	13,715	0.033639	0	461
SSC	032505	SSC-Administration	Dir Rates	L05	14,310	0.033639	0	481
SSC	032505	SSC-Administration	VP Shared Services	ML4	61,822	0.033639	0	2,080
Western Div Ops	032024	Corp-Western Division Ops	Executive VP Western Division	ML3	195,000	0	0	-
Western Div Ops	033005	WE-Administration	Regional President	ML3	185,218	0	0	-
Western Div Ops	033014	WE-Engineering	Dir Engineering (Large)	L05	14,454	0	0	-
Western Div Ops	033502	CE-Network	VP Operations (Large)	L05	16,560	0	0	-
Western Div Ops	033505	CE-Administration	President (Large States)	ML4	55,500	0	0	-
Western Div Ops	033514	CE-Engineering	Dir Engineering (Large)	L05	13,588	0	0	-
Western Div Ops	033514	CE-Engineering	Dir Engineering (Large)	L05	13,805	0	0	-
						<u>5,369,420</u>		<u>179,208</u>

* Forecasted allocation percentages are based upon historical charges, which include direct charges and allocation of common costs.
LTIP consists of stock based compensation - Options (account 501716) and Restricted Stock Units (account 501718).

**KENTUCKY-AMERICAN WATER COMPANY
CASE NO. 2010-00036
COMMISSION STAFF'S SECOND SET OF INFORMATION REQUESTS**

Witness: Michael A. Miller

9. Identify each Service Company employees by position that is eligible to participate in the AIP. For each position listed, provide the total amount of AIP budgeted for the forecasted period and the amount allocated to Kentucky-American.

Response:

Please see attached file. Please note this response updates and modifies information previously supplied in response to KAW_R_AGDR1#15_042610 related to forecasted test-year expenses. The Company will file an amended response to the AG1 question 15.

For the electronic version of this response, refer to KAW_R_PSCDR2#9_043010.pdf.

Kentucky -American Water Company
 Commission Staff's Second Set of Information Requests
 Question #9

Function	BU #	BU Name	Position	Salary Band	Forecasted		KAWC Alloc Amount
					Test Year AIP	KAWC Alloc % *	
Audit	032060	CORP-Audit	Exec Asst (N)	L11	2,447	3.32%	81
Audit	032060	CORP-Audit	Internal Auditor IT	L09	7,107	3.32%	236
Audit	032060	CORP-Audit	Mgr Internal Audit	L06	27,714	3.32%	920
Audit	032060	CORP-Audit	Mgr Internal Audit IT	L06	27,555	3.32%	915
Audit	032060	CORP-Audit	Sr Internal Auditor	L08	8,964	3.32%	298
Audit	032060	CORP-Audit	Sr Internal Auditor	L08	9,285	3.32%	308
Audit	032060	CORP-Audit	Sr Internal Auditor	L08	9,373	3.32%	311
Audit	032060	CORP-Audit	Sr Internal Auditor	L08	8,417	3.32%	280
Audit	032060	CORP-Audit	Sr Internal Auditor IT	L08	8,478	3.32%	282
Audit	032060	CORP-Audit	VP Internal Audit	ML4	58,507	3.32%	1,943
Bus Develop	032020	CORP-Corporate Bus Development	Business Development Mgr - Large Accounts	L05	28,525	2.10%	598
Bus Develop	032020	CORP-Corporate Bus Development	Dir Business Development	L05	36,952	2.10%	774
Bus Develop	032020	CORP-Corporate Bus Development	Dir Business Development - Large Accounts	ML4	46,484	2.10%	974
Bus Develop	032020	CORP-Corporate Bus Development	Exec Asst to EMT (N)	L10	3,274	2.10%	69
Bus Develop	032020	CORP-Corporate Bus Development	Mgr Corp Development	L07	14,815	2.10%	310
Bus Develop	032020	CORP-Corporate Bus Development	Proposal Manager	L08	10,162	2.10%	213
Bus Develop	032020	CORP-Corporate Bus Development	Sales Support Specialist	L10	3,079	2.10%	65
Bus Develop	032020	CORP-Corporate Bus Development	Sales Support Specialist	L10	2,545	2.10%	53
Bus Develop	032020	CORP-Corporate Bus Development	Sr Mgr Corporate Dev	L06	26,338	2.10%	552
Bus Develop	032020	CORP-Corporate Bus Development	Sr Proposal Manager	L07	15,597	2.10%	327
Bus Develop	032020	CORP-Corporate Bus Development	SVP Corp Business Development	ML3	129,331	2.10%	2,710
Bus Develop	033520	CE-Business Development	Mgr Business Dev	L07	14,627	0.00%	-
Bus Develop	033520	CE-Business Development	Sr Mgr Business Dev	L06	25,645	0.00%	-
Bus Develop	033520	CE-Business Development	Sr Mgr Business Dev	L06	21,463	0.00%	-
Bus Develop	035020	SE-Business Development	Sr Mgr Business Dev	L06	27,808	47.00%	13,069
Bus Develop	035020	SE-Business Development	Sr Mgr Business Dev	L06	23,999	0.00%	-
Bus Transform	032040	CORP-Business Transformation	Communications Mgr	L06	19,533	0.00%	-
Bus Transform	032040	CORP-Business Transformation	Exec Asst (N)	L11	3,091	0.00%	-
Bus Transform	032040	CORP-Business Transformation	Interm Financial Analyst	L09	8,211	0.00%	-
Bus Transform	032040	CORP-Business Transformation	Mgr Planning Performance ITS	L06	24,414	0.00%	-
Bus Transform	032040	CORP-Business Transformation	Project Mgr ITS	L07	13,580	0.00%	-
Bus Transform	032040	CORP-Business Transformation	Training Manager	L06	24,634	0.00%	-
Bus Transform	032040	CORP-Business Transformation	VP Business Transformation	ML3b	98,538	0.00%	-
Bus Transform	032051	CORP-Bsns Trans-Procure To Pay	Mgr Procurement	L07	14,226	0.00%	-
Bus Transform	032052	CORP-Bsns Trans-Recruit To Ret	Dir HR	ML4	44,650	0.00%	-
Bus Transform	032053	CORP-Bsns Trans-Record To Rpt	Dir Financial Services	L05	31,598	0.00%	-
Bus Transform	032054	CORP-Bsns Trans-Order To Cash	Mgr Billing & Collections	L07	12,689	0.00%	-
Bus Transform	032055	CORP-Bsns Trans-Plan, Bld, Ret	Mgr Engineering	L06	21,566	0.00%	-
Bus Transform	032056	CORP-Bsns Trans-Ord To Compl	Dir Cust & Oper Support	ML4	53,888	0.00%	-
CSC	034005	CCA-Administration	Director for CSC	L05	28,740	3.66%	1,052
CSC	034005	CCA-Administration	Mgr O&M	L06	6,850	3.66%	251
CSC	034005	CCA-Administration	Office Manager (N)	L09	6,737	3.66%	247
CSC	034005	CCA-Administration	Specialist Opns & Perf Rptg(N)	L11	2,564	3.66%	94
CSC	034005	CCA-Administration	Sr Specialist Business Svcs	L09	8,504	3.66%	311
CSC	034005	CCA-Administration	Sr Specialist Business Svcs	L09	7,117	3.66%	260
CSC	034005	CCA-Administration	VP Customer Svc	ML4	52,702	3.66%	1,929
CSC	034070	CCA-Call Handling	Mgr Call Handling	L07	12,526	3.66%	458
CSC	034070	CCA-Call Handling	Specialist Performance (N)	L11	2,084	3.66%	76
CSC	034070	CCA-Call Handling	Specialist Performance (N)	L11	2,009	3.66%	74
CSC	034070	CCA-Call Handling	Specialist Performance (N)	L11	2,009	3.66%	74
CSC	034070	CCA-Call Handling	Specialist Performance (N)	L11	2,084	3.66%	76
CSC	034070	CCA-Call Handling	Supvr Call Handling Group	L09	5,312	3.66%	194
CSC	034070	CCA-Call Handling	Supvr Call Handling Group	L09	5,312	3.66%	194
CSC	034070	CCA-Call Handling	Supvr Floor (N)	L12	1,914	3.66%	70
CSC	034070	CCA-Call Handling	Supvr Floor (N)	L12	1,981	3.66%	73
CSC	034070	CCA-Call Handling	Supvr Floor (N)	L12	1,981	3.66%	73
CSC	034070	CCA-Call Handling	Team Supvr Call Handling	L11	2,073	3.66%	76
CSC	034070	CCA-Call Handling	Team Supvr Call Handling	L11	2,054	3.66%	75
CSC	034070	CCA-Call Handling	Team Supvr Call Handling	L11	2,226	3.66%	81
CSC	034070	CCA-Call Handling	Team Supvr Call Handling	L11	2,573	3.66%	94
CSC	034070	CCA-Call Handling	Team Supvr Call Handling	L11	2,195	3.66%	80
CSC	034070	CCA-Call Handling	Team Supvr Call Handling	L11	2,509	3.66%	92
CSC	034070	CCA-Call Handling	Team Supvr Call Handling	L11	2,048	3.66%	75
CSC	034070	CCA-Call Handling	Team Supvr Call Handling	L11	2,696	3.66%	99
CSC	034070	CCA-Call Handling	Team Supvr Call Handling	L11	2,163	3.66%	79
CSC	034070	CCA-Call Handling	Team Supvr Call Handling	L11	2,567	3.66%	94
CSC	034070	CCA-Call Handling	Team Supvr Call Handling	L11	2,405	3.66%	88

Kentucky -American Water Company
 Commission Staff's Second Set of Information Requests
 Question #9

Function	BU #	BU Name	Position	Salary Band	Forecasted		KAWC Alloc
					Test Year AIP	KAWC Alloc % *	
CSC	034070	CCA-Call Handling	Team Supvr Call Handling	L11	2,175	3.66%	80
CSC	034070	CCA-Call Handling	Team Supvr Call Handling	L11	2,120	3.66%	78
CSC	034070	CCA-Call Handling	Team Supvr Call Handling	L11	2,120	3.66%	78
CSC	034071	CCA-Billing	Mgr Billing	L07	12,260	3.66%	449
CSC	034071	CCA-Billing	Specialist Performance (N)	L11	2,076	3.66%	76
CSC	034071	CCA-Billing	Specialist Performance (N)	L11	2,088	3.66%	76
CSC	034071	CCA-Billing	Specialist Performance (N)	L11	2,073	3.66%	76
CSC	034071	CCA-Billing	Specialist Performance (N)	L11	2,078	3.66%	76
CSC	034071	CCA-Billing	Specialist Performance (N)	L11	2,078	3.66%	76
CSC	034071	CCA-Billing	Specialist Performance (N)	L11	2,078	3.66%	76
CSC	034071	CCA-Billing	Specialist Performance (N)	L11	3,167	3.66%	116
CSC	034071	CCA-Billing	Specialist Performance (N)	L11	2,482	3.66%	91
CSC	034071	CCA-Billing	Supvr Billing Group	L09	6,718	3.66%	246
CSC	034071	CCA-Billing	Supvr Billing Group	L09	6,511	3.66%	238
CSC	034071	CCA-Billing	Team Supvr Billing	L11	2,147	3.66%	79
CSC	034071	CCA-Billing	Team Supvr Billing	L11	2,093	3.66%	77
CSC	034071	CCA-Billing	Team Supvr Billing	L11	2,408	3.66%	88
CSC	034071	CCA-Billing	Team Supvr Billing	L11	2,173	3.66%	80
CSC	034071	CCA-Billing	Team Supvr Billing	L11	2,506	3.66%	92
CSC	034071	CCA-Billing	Team Supvr Billing	L11	2,078	3.66%	76
CSC	034071	CCA-Billing	Team Supvr Billing	L11	2,083	3.66%	76
CSC	034071	CCA-Billing	Team Supvr Billing	L11	2,093	3.66%	77
CSC	034072	CCA-Collections	Collection Liaison	L10	2,423	3.66%	89
CSC	034072	CCA-Collections	Collection Liaison	L10	2,862	3.66%	105
CSC	034072	CCA-Collections	Mgr Collections	L07	11,738	3.66%	430
CSC	034072	CCA-Collections	Specialist Performance (N)	L11	2,265	3.66%	83
CSC	034072	CCA-Collections	Specialist Performance (N)	L11	2,094	3.66%	77
CSC	034072	CCA-Collections	Specialist Performance (N)	L11	2,084	3.66%	76
CSC	034072	CCA-Collections	Team Supvr Collections	L11	2,347	3.66%	86
CSC	034072	CCA-Collections	Team Supvr Collections	L11	2,257	3.66%	83
CSC	034072	CCA-Collections	Vacant Business Support Spec	L11	2,347	3.66%	86
CSC	034073	CCA-Operations & Performance	Analyst Traffic & Scheduling	L11	2,501	3.66%	92
CSC	034073	CCA-Operations & Performance	Analyst Traffic & Scheduling	L11	2,231	3.66%	82
CSC	034073	CCA-Operations & Performance	Analyst Traffic & Scheduling	L11	2,079	3.66%	76
CSC	034073	CCA-Operations & Performance	Analyst Traffic & Scheduling	L11	2,085	3.66%	76
CSC	034073	CCA-Operations & Performance	Analyst Traffic & Scheduling	L11	2,459	3.66%	90
CSC	034073	CCA-Operations & Performance	Analyst Traffic & Scheduling	L11	2,053	3.66%	75
CSC	034073	CCA-Operations & Performance	Intmd Financial Analyst	L09	5,981	3.66%	219
CSC	034073	CCA-Operations & Performance	Mgr Building Services	L09	6,878	3.66%	252
CSC	034073	CCA-Operations & Performance	Sr Analyst Financial	L08	8,090	3.66%	296
CSC	034073	CCA-Operations & Performance	Sr Analyst Financial	L08	7,568	3.66%	277
CSC	034074	CCA-Business Services	Mgr Business Services	L07	18,380	3.66%	673
CSC	034074	CCA-Business Services	Spec Customer Resolution (N)	L12	2,282	3.66%	84
CSC	034074	CCA-Business Services	Spec Customer Resolution (N)	L12	1,855	3.66%	68
CSC	034074	CCA-Business Services	Spec Customer Resolution (N)	L12	1,904	3.66%	70
CSC	034074	CCA-Business Services	Spec Customer Resolution (N)	L12	1,845	3.66%	68
CSC	034074	CCA-Business Services	Spec Customer Resolution (N)	L12	2,293	3.66%	84
CSC	034074	CCA-Business Services	Specialist Business Svcs	L10	3,224	3.66%	118
CSC	034074	CCA-Business Services	Specialist Business Svcs	L10	2,376	3.66%	87
CSC	034074	CCA-Business Services	Specialist Water Quality	L10	3,112	3.66%	114
CSC	034074	CCA-Business Services	Sr Specialist Business Svcs	L09	5,817	3.66%	213
CSC	034074	CCA-Business Services	Sr Specialist Business Svcs	L09	8,352	3.66%	306
CSC	034074	CCA-Business Services	Supvr Business Services CSC	L10	2,915	3.66%	107
CSC	034075	CCA-Education & Development	Mgr Educ Dev & Quality	L08	6,918	3.66%	253
CSC	034075	CCA-Education & Development	Spec Educ & Staff Dev (N)	L11	2,183	3.66%	80
CSC	034075	CCA-Education & Development	Spec Educ & Staff Dev (N)	L11	2,094	3.66%	77
CSC	034075	CCA-Education & Development	Spec Educ & Staff Dev (N)	L11	2,235	3.66%	82
CSC	034075	CCA-Education & Development	Sr Specialist Educ & Staff Dev	L10	3,003	3.66%	110
CSC	034075	CCA-Education & Development	Sr Specialist Educ & Staff Dev	L10	2,906	3.66%	106
CSC	034075	CCA-Education & Development	Sr Specialist Educ & Staff Dev	L10	2,763	3.66%	101
CSC	034075	CCA-Education & Development	Sr Specialist Educ & Staff Dev	L10	2,790	3.66%	102
CSC	037070	CCP-Call Handling	Mgr Call Handling	L07	11,906	3.66%	436
CSC	037070	CCP-Call Handling	Supvr Call Handling Group	L09	5,480	3.66%	201
CSC	037070	CCP-Call Handling	Supvr Call Handling Group	L09	5,561	3.66%	204
CSC	037070	CCP-Call Handling	Supvr Call Handling Group	L09	5,561	3.66%	204
CSC	037070	CCP-Call Handling	Supvr Floor (N)	L12	1,840	3.66%	67
CSC	037070	CCP-Call Handling	Supvr Floor (N)	L12	1,840	3.66%	67

Kentucky - American Water Company
Commission Staff's Second Set of Information Requests
Question #9

Function	BU #	BU Name	Position	Salary Band	Forecasted		KAWC Alloc Amount
					Test Year AIP	KAWC Alloc % *	
Eastern Div Ops	035503	ED-Customer Relations	Dir Customer Relations	L07	16,166	14.07%	2,275
Eastern Div Ops	035503	ED-Customer Relations	Mgr Billing/Collection & Pymt	L08	7,082	14.07%	996
Eastern Div Ops	035503	ED-Customer Relations	Mgr Customer Advocacy	L08	8,006	14.07%	1,126
Eastern Div Ops	035503	ED-Customer Relations	Mgr FRCC	L08	9,341	14.07%	1,314
Eastern Div Ops	035503	ED-Customer Relations	Spec Bill/Pymt Collection (N)	L12	2,304	14.07%	324
Eastern Div Ops	035503	ED-Customer Relations	Supvr FRCC	L10	2,566	14.07%	361
External Affairs	032022	CORP-Government Affairs	Dir Govt Affairs (Corp)	ML4	46,189	3.16%	1,460
External Affairs	032025	CORP-External Affairs	Exec Asst to EMT (N)	L10	3,478	3.19%	111
External Affairs	032025	CORP-External Affairs	SVP Corp Comm & Ext Affairs	ML3	151,040	3.19%	4,811
External Affairs	032068	CORP-Marketing	Brand Manager	L07	13,988	3.36%	470
External Affairs	032068	CORP-Marketing	Dir Advertising & Marketing	ML4	43,880	3.36%	1,476
External Affairs	032068	CORP-Marketing	Mgr Advertising	L07	14,356	3.36%	483
External Affairs	032068	CORP-Marketing	Mgr Cust Comm (State)	L07	12,687	3.36%	427
External Affairs	032068	CORP-Marketing	Specialist Corporate Comm	L10	3,330	3.36%	112
External Affairs	032085	CORP-External Communications	Coordinator Corp Comm	L11	2,567	3.17%	81
External Affairs	032085	CORP-External Communications	Dir External Comm	ML4	40,647	3.17%	1,289
External Affairs	032085	CORP-External Communications	Mgr External Affairs (Corp)	L07	13,087	3.17%	415
External Affairs	032086	CORP-Internal Communications	Dir Internal Comm	ML4	37,429	3.30%	1,236
External Affairs	032086	CORP-Internal Communications	Mgr Internal Comm (Corp)	L07	10,876	3.30%	359
External Affairs	032087	CORP-Corp Social Resp	Mgr Corporate Responsibility	L07	18,091	2.93%	531
External Affairs	033025	WE-External Affairs	Dir Comm & EA (State)	L05	29,463	0.00%	-
External Affairs	033025	WE-External Affairs	Mgr Cust Comm (State)	L07	13,545	0.00%	-
External Affairs	033025	WE-External Affairs	Mgr Int Comm (State)	L07	13,817	0.00%	-
External Affairs	033025	WE-External Affairs	Specialist Int Comm (State)	L07	8,930	0.00%	-
External Affairs	033525	CE-External Affairs	Dir Comm & EA (State)	L05	28,614	0.00%	-
External Affairs	033525	CE-External Affairs	Dir Govt Affairs (State)	L06	22,235	0.00%	-
External Affairs	033525	CE-External Affairs	Mgr Communication & CSR	L07	14,029	0.00%	-
External Affairs	033525	CE-External Affairs	Mgr Cust Comm (State)	L07	11,923	0.00%	-
External Affairs	033525	CE-External Affairs	Mgr Ext Affairs (State)	L07	12,663	0.00%	-
External Affairs	033525	CE-External Affairs	Mgr Ext Affairs (State)	L07	11,464	0.00%	-
External Affairs	033525	CE-External Affairs	Mgr Ext Affairs (State)	L07	16,334	0.00%	-
External Affairs	033525	CE-External Affairs	Mgr Ext Affairs (State)	L07	13,721	0.00%	-
External Affairs	035025	SE-External Affairs	Dir Comm & EA (State)	L05	30,362	29.03%	8,815
External Affairs	035025	SE-External Affairs	Mgr Cust Comm (State)	L07	12,717	29.03%	3,692
External Affairs	035025	SE-External Affairs	Mgr Int Comm (State)	L07	13,350	29.03%	3,876
External Affairs	036525	NE-External Affairs	Mgr Cust Comm (State)	L07	17,356	0.00%	-
External Affairs	036525	NE-External Affairs	Mgr Int Comm (State)	L07	14,919	0.00%	-
Finance	032007	CORP-Finance	Dir Accounting Policy	L05	30,793	3.24%	997
Finance	032007	CORP-Finance	Dir Business Performance Rptg	L05	32,857	3.24%	1,064
Finance	032007	CORP-Finance	Dir Corp Accounting	L05	32,961	3.24%	1,068
Finance	032007	CORP-Finance	Exec Asst (N)	L11	2,480	3.24%	80
Finance	032007	CORP-Finance	Financial Analyst II (FP&A)	L09	6,033	3.24%	195
Finance	032007	CORP-Finance	Financial Analyst III (FP&A)	L08	8,884	3.24%	288
Finance	032007	CORP-Finance	Financial Analyst III (FP&A)	L08	10,170	3.24%	329
Finance	032007	CORP-Finance	Financial Analyst III (FP&A)	L08	8,646	3.24%	280
Finance	032007	CORP-Finance	Financial Analyst III (FP&A)	L08	8,147	3.24%	264
Finance	032007	CORP-Finance	Mgr Accounting Standards	L06	20,599	3.24%	667
Finance	032007	CORP-Finance	Mgr Corp Consolidated Fin Rptg	L06	21,196	3.24%	687
Finance	032007	CORP-Finance	Sr Accountant	L09	6,999	3.24%	227
Finance	032007	CORP-Finance	VP & Controller	ML3b	95,664	3.24%	3,099
Finance	032007	CORP-Finance	VP Finance & Accounting	ML4	70,208	3.24%	2,274
Finance	032017	CORP-Planning & Reporting	Financial Analyst II (FP&A)	L09	6,759	3.30%	223
Finance	032017	CORP-Planning & Reporting	Financial Analyst II (FP&A)	L09	7,718	3.30%	255
Finance	032017	CORP-Planning & Reporting	Mgr Financial Perf Plng & Rptg	L06	25,605	3.30%	845
Finance	032017	CORP-Planning & Reporting	Principle Analyst (FP&A)	L07	14,650	3.30%	483
Finance	032017	CORP-Planning & Reporting	Team Lead GA	L08	8,379	3.30%	276
Finance	032017	CORP-Planning & Reporting	VP Planning & Reporting	ML4	64,642	3.30%	2,132
Finance	032027	CORP-Reporting & Compliance	Analyst Capital Cmpl (Region)	L09	6,819	3.40%	232
Finance	032027	CORP-Reporting & Compliance	Analyst Capital Cmpl (Region)	L09	6,374	3.40%	216
Finance	032027	CORP-Reporting & Compliance	Analyst Capital Cmpl (Region)	L09	6,631	3.40%	225
Finance	032027	CORP-Reporting & Compliance	Analyst Intrl Ctrl Fncl Rptng	L09	6,955	3.40%	236
Finance	032027	CORP-Reporting & Compliance	Dir Internal Controls	L05	32,339	3.40%	1,098
Finance	032027	CORP-Reporting & Compliance	Financial Analyst II (FP&A)	L09	7,830	3.40%	266
Finance	032027	CORP-Reporting & Compliance	Financial Analyst II (FP&A)	L09	6,458	3.40%	219
Finance	032027	CORP-Reporting & Compliance	Financial Analyst II (Region)	L09	5,711	3.40%	194
Finance	032027	CORP-Reporting & Compliance	Financial Analyst III	L08	9,418	3.40%	320
Finance	032027	CORP-Reporting & Compliance	Financial Analyst III	L08	8,921	3.40%	303

Kentucky -American Water Company
 Commission Staff's Second Set of Information Requests
 Question #9

Function	BU #	BU Name	Position	Salary Band	Forecasted		KAWC Alloc
					Test Year AIP	KAWC Alloc % *	
Finance	032027	CORP-Reporting & Compliance	Financial Analyst III - Compliance (L08)	L08	7,852	3.40%	267
Finance	032027	CORP-Reporting & Compliance	Financial Analyst III (Region)	L08	8,073	3.40%	274
Finance	032027	CORP-Reporting & Compliance	Financial Analyst III (Region)	L08	8,638	3.40%	293
Finance	032027	CORP-Reporting & Compliance	Mgr Compliance (Region)	L07	16,166	3.40%	549
Finance	032027	CORP-Reporting & Compliance	Mgr Internal Control IT	L06	24,039	3.40%	816
Finance	032027	CORP-Reporting & Compliance	Prnc Analyst Financial	L07	14,273	3.40%	485
Finance	032027	CORP-Reporting & Compliance	Regional Dir Finance	ML4	51,240	3.40%	1,740
Finance	032027	CORP-Reporting & Compliance	Sr Analyst Intrnl Cntl-Fin Rpt	L08	9,074	3.40%	308
Finance	032027	CORP-Reporting & Compliance	Sr Analyst Intrnl Cntl-Fin Rpt	L08	8,622	3.40%	293
Finance	032027	CORP-Reporting & Compliance	Sr Analyst Intrnl Cntl-Fin Rpt	L08	8,283	3.40%	281
Finance	032027	CORP-Reporting & Compliance	Sr Mgr Compliance (Region)	L06	24,306	3.40%	825
Finance	032027	CORP-Reporting & Compliance	Sr Mgr Compliance (Region)	L06	28,334	3.40%	962
Finance	032027	CORP-Reporting & Compliance	Sr Mgr Compliance (Region)	L06	22,274	3.40%	756
Finance	032027	CORP-Reporting & Compliance	Sr Mgr Compliance (Region)	L06	21,274	3.40%	722
Finance	032027	CORP-Reporting & Compliance	Sr. Analyst Intrnl Cnto-Fin Rpt	L08	9,751	3.40%	331
Finance	032047	CORP-Income Tax	Accountant Tax (N)	L10	2,674	3.50%	94
Finance	032047	CORP-Income Tax	Dir Tax	L05	37,033	3.50%	1,295
Finance	032047	CORP-Income Tax	Director	L05	26,687	3.50%	933
Finance	032047	CORP-Income Tax	Intmtd Accountant Tax	L09	5,645	3.50%	197
Finance	032047	CORP-Income Tax	Intmtd Accountant Tax	L09	5,645	3.50%	197
Finance	032047	CORP-Income Tax	Spec Income Tax (N)	L12	2,444	3.50%	85
Finance	032047	CORP-Income Tax	Sr Accountant Tax	L08	7,634	3.50%	267
Finance	032047	CORP-Income Tax	Sr Accountant Tax	L08	9,116	3.50%	319
Finance	032047	CORP-Income Tax	Sr Accountant Tax	L08	9,176	3.50%	321
Finance	032047	CORP-Income Tax	Sr Accountant Tax	L08	8,791	3.50%	307
Finance	032047	CORP-Income Tax	Sr Accountant Tax	L08	7,185	3.50%	251
Finance	032047	CORP-Income Tax	Sr Accountant Tax	L08	8,425	3.50%	295
Finance	032047	CORP-Income Tax	Sr Accountant Tax	L08	4,820	3.50%	169
Finance	032047	CORP-Income Tax	Sr Accountant Tax	L08	9,106	3.50%	319
Finance	032047	CORP-Income Tax	Sr Accountant Tax	L08	9,665	3.50%	338
Finance	032047	CORP-Income Tax	Team Lead Tax Compliance	L07	18,230	3.50%	638
Finance	032047	CORP-Income Tax	Team Lead Tax Regltry Acctng	L07	14,165	3.50%	495
Finance	032047	CORP-Income Tax	Team Lead Tax Regltry Acctng	L07	16,469	3.50%	576
Finance	032057	CORP-Treasury	Analyst Cash Management	L10	2,625	3.20%	84
Finance	032057	CORP-Treasury	Analyst Project	L10	3,596	3.20%	115
Finance	032057	CORP-Treasury	Asst Treasurer	L05	29,151	3.20%	934
Finance	032057	CORP-Treasury	Dir Insurance & Risk Mgt	L05	27,008	3.20%	865
Finance	032057	CORP-Treasury	Mgr Business Planning	L06	23,785	3.20%	762
Finance	032057	CORP-Treasury	Mgr Cash - Corp Treas	L07	12,725	3.20%	408
Finance	032057	CORP-Treasury	Mgr Financial Eval & Analysis	L07	14,182	3.20%	454
Finance	032057	CORP-Treasury	Mgr Financial Modeling & Evals	L06	27,715	3.20%	888
Finance	032057	CORP-Treasury	Prnc Analyst Treasury Svcs	L07	16,700	3.20%	535
Finance	032057	CORP-Treasury	Sr Analyst Cash Management	L09	6,839	3.20%	219
Finance	032057	CORP-Treasury	Sr Analyst Cash Management	L09	7,452	3.20%	239
Finance	032057	CORP-Treasury	Sr Analyst Cash Management	L09	5,897	3.20%	189
Finance	032057	CORP-Treasury	Sr Analyst Financial	L08	9,238	3.20%	296
Finance	032057	CORP-Treasury	Sr Analyst Risk Mgmt	L08	10,398	3.20%	333
Finance	032057	CORP-Treasury	Sr Analyst Treasury	L08	9,158	3.20%	293
Finance	032057	CORP-Treasury	VP & Treasurer	ML3b	92,379	3.20%	2,959
Finance	033007	WE-Finance	Dir Rates	L05	32,140	0.00%	-
Finance	033007	WE-Finance	Financial Analyst I (Region)	L10	2,682	0.00%	-
Finance	033007	WE-Finance	Financial Analyst II (FP&A)	L09	6,216	0.00%	-
Finance	033007	WE-Finance	Financial Analyst II (Rates)	L09	6,153	0.00%	-
Finance	033007	WE-Finance	Financial Analyst III (FP&A)	L08	8,877	0.00%	-
Finance	033007	WE-Finance	Mgr Rates	L07	14,251	0.00%	-
Finance	033007	WE-Finance	Regional Dir Finance	ML4	53,614	0.00%	-
Finance	033507	CE-Finance	Dir FP&A	L05	28,988	0.00%	-
Finance	033507	CE-Finance	Exec Asst (N)	L11	2,507	0.00%	-
Finance	033507	CE-Finance	Financial Analyst II (Rates)	L09	6,403	0.00%	-
Finance	033507	CE-Finance	Financial Analyst II (Rates)	L09	6,672	0.00%	-
Finance	033507	CE-Finance	Financial Analyst III (FP&A)	L08	9,238	0.00%	-
Finance	033507	CE-Finance	Financial Analyst III (Rates)	L08	10,267	0.00%	-
Finance	033507	CE-Finance	Financial Analyst III (Rates)	L08	9,824	0.00%	-
Finance	033507	CE-Finance	Mgr FP&A	L07	14,672	0.00%	-
Finance	033507	CE-Finance	Mgr Project Finance (BD)	L07	14,786	0.00%	-
Finance	033507	CE-Finance	Mgr Rates	L07	15,619	0.00%	-
Finance	033507	CE-Finance	Sr Mgr Rates	L06	32,854	0.00%	-

Kentucky -American Water Company
 Commission Staff's Second Set of Information Requests
 Question #9

Function	BU #	BU Name	Position	Salary Band	Forecasted	KAWC Alloc % *	KAWC Alloc Amount
					Test Year AIP		
Finance	033507	CE-Finance	VP Finance Western Division	ML4	67,745	0.00%	-
Finance	035007	SE-Finance	Dir Rates	L05	33,092	32.00%	10,590
Finance	035007	SE-Finance	Director Finance IN/MI	L05	30,146	0.00%	-
Finance	035007	SE-Finance	Executive Assistant	L11	2,592	11.80%	306
Finance	035007	SE-Finance	Finance Planning and Analysis Mgr (VA, MD)	L07	13,865	0.00%	-
Finance	035007	SE-Finance	Financial Analyst II (Rates)	L09	7,698	60.00%	4,619
Finance	035007	SE-Finance	Financial Analyst II (Rates)	L09	5,827	30.00%	1,748
Finance	035007	SE-Finance	Financial Analyst III - IN/MI	L08	7,852	0.00%	-
Finance	035007	SE-Finance	Financial Analyst III (FP&A)	L08	8,324	11.80%	982
Finance	035007	SE-Finance	Financial Analyst III (FP&A)	L08	8,083	11.80%	953
Finance	035007	SE-Finance	Financial Analyst III (Rates)	L08	6,426	0.00%	-
Finance	035007	SE-Finance	Financial Analyst III (Rates)	L08	8,167	0.00%	-
Finance	035007	SE-Finance	Manager Eastern Division FP&A	L07	14,650	11.80%	1,728
Finance	035007	SE-Finance	Manager Rates VA	L07	14,650	0.00%	-
Finance	035007	SE-Finance	Mgr Rates	L07	16,001	60.00%	9,601
Finance	035007	SE-Finance	Mgr Rates	L07	15,619	20.00%	3,124
Finance	035007	SE-Finance	Mgr Rates	L07	14,175	0.00%	-
Finance	035007	SE-Finance	VP Finance Eastern Division	ML4	47,729	11.80%	5,630
HR	032002	CORP-HR Comp/Benefits	Analyst Compensation	L09	7,185	3.16%	227
HR	032002	CORP-HR Comp/Benefits	Dir Comp & Benefits	ML4	58,523	3.16%	1,851
HR	032002	CORP-HR Comp/Benefits	Exec Asst (N)	L11	2,730	3.16%	86
HR	032002	CORP-HR Comp/Benefits	Mgr Compensation	L06	25,107	3.16%	794
HR	032002	CORP-HR Comp/Benefits	Mgr Health & Welfare	L06	26,687	3.16%	844
HR	032002	CORP-HR Comp/Benefits	Sr Analyst Compensation	L08	8,460	3.16%	268
HR	032003	CORP-HR Talent Development	Dir Organization & Talent Dev	ML4	49,269	3.26%	1,606
HR	032003	CORP-HR Talent Development	Learning & Development Consultant	L09	6,448	3.26%	210
HR	032003	CORP-HR Talent Development	Mgr Training & Development	L07	15,390	3.26%	502
HR	032003	CORP-HR Talent Development	Mgr Training & Development	L07	15,457	3.26%	504
HR	032003	CORP-HR Talent Development	OD Consultant (PUC-Audit)	L07	13,087	3.26%	426
HR	032003	CORP-HR Talent Development	OD Consultant (PUC-Audit)	L07	13,087	3.26%	426
HR	032003	CORP-HR Talent Development	Sr OD Consultant	L06	26,461	3.26%	862
HR	032003	CORP-HR Talent Development	Sr OD Consultant	L06	20,529	3.26%	669
HR	032004	CORP-HR Labor Relations	Dir Labor & Employee Relations	ML4	55,536	3.21%	1,784
HR	032006	CORP-Business Center HR	Dir HR	ML4	49,269	3.24%	1,597
HR	032006	CORP-Business Center HR	HR Generalist	L09	6,253	3.24%	203
HR	032006	CORP-Business Center HR	HR Generalist	L09	5,742	3.24%	186
HR	032006	CORP-Business Center HR	Mgr Human Resources	L07	14,885	3.24%	482
HR	032006	CORP-Business Center HR	Sr HR Generalist	L08	8,350	3.24%	271
HR	032013	CORP-HR Systems & Processes	Dir HR Strategies & Solutions	ML4	47,464	3.37%	1,600
HR	032013	CORP-HR Systems & Processes	Mgr Human Resources	L07	14,011	3.37%	472
HR	032014	CORP-Benefits Service Center	Benefits Administrator	L09	6,369	3.16%	201
HR	032014	CORP-Benefits Service Center	Benefits Administrator	L09	6,775	3.16%	214
HR	032014	CORP-Benefits Service Center	Benefits Administrator	L09	6,364	3.16%	201
HR	032014	CORP-Benefits Service Center	Mgr Benefits	L06	22,868	3.16%	723
HR	032014	CORP-Benefits Service Center	Sr Specialist Benefits (N)	L11	2,452	3.16%	78
HR	032014	CORP-Benefits Service Center	Sr Specialist Benefits (N)	L11	2,514	3.16%	79
HR	032014	CORP-Benefits Service Center	Sr Specialist Benefits (N)	L11	2,503	3.16%	79
HR	032014	CORP-Benefits Service Center	Sr Specialist Benefits (N)	L11	2,500	3.16%	79
HR	032014	CORP-Benefits Service Center	Sr Specialist Benefits (N)	L11	2,520	3.16%	80
HR	032014	CORP-Benefits Service Center	Sr Specialist Benefits (N)	L11	2,759	3.16%	87
HR	032014	CORP-Benefits Service Center	Sr Specialist Benefits (N)	L11	2,472	3.16%	78
HR	032014	CORP-Benefits Service Center	Supvr Benefits Service Center	L08	8,940	3.16%	283
HR	032014	CORP-Benefits Service Center	Team Lead Benefits	L08	7,275	3.16%	230
HR	032014	CORP-Benefits Service Center	Team Lead Reporting & Analysis	L08	7,498	3.16%	237
HR	032018	CORP-Human Resources	Exec Asst to EMT (N)	L10	3,597	3.62%	130
HR	032018	CORP-Human Resources	SVP Human Resources	ML3	108,545	3.62%	3,931
HR	032028	CORP-ED Human Resources	Exec Asst (N)	L11	2,361	14.07%	332
HR	032028	CORP-ED Human Resources	Mgr Human Resources Transferring from W Va	L07	16,577	14.07%	2,332
HR	032028	CORP-ED Human Resources	Mgr Human Resources - Transferring from Indiana	L07	14,627	14.07%	2,058
HR	032028	CORP-ED Human Resources	Regional Dir HR	ML4	41,570	14.07%	5,849
HR	032038	CORP-WD Human Resources	HR Generalist	L09	5,568	0.00%	-
HR	032038	CORP-WD Human Resources	HR Generalist	L09	6,355	0.00%	-
HR	032038	CORP-WD Human Resources	HR Generalist	L09	5,491	0.00%	-
HR	032038	CORP-WD Human Resources	Mgr Human Resources	L07	14,693	0.00%	-
HR	032038	CORP-WD Human Resources	Mgr Human Resources	L07	15,615	0.00%	-
HR	032038	CORP-WD Human Resources	Mgr Human Resources	L07	13,562	0.00%	-
HR	032038	CORP-WD Human Resources	Regional Dir HR	ML4	54,965	0.00%	-

Kentucky -American Water Company
 Commission Staff's Second Set of Information Requests
 Question #9

Function	BU #	BU Name	Position	Salary Band	Forecasted		KAWC Alloc
					Test Year AIP	KAWC Alloc % *	
HR	032038	CORP-WD Human Resources	Regional Dir HR	L05	29,452	0.00%	-
HR	032038	CORP-WD Human Resources	Specialist Human Resources (N)	L11	2,422	0.00%	-
HR	032038	CORP-WD Human Resources	Specialist Human Resources (N)	L11	2,311	0.00%	-
HR	032038	CORP-WD Human Resources	Specialist Human Resources (N)	L11	2,141	0.00%	-
HR	032038	CORP-WD Human Resources	Specialist Human Resources (N)	L11	2,965	0.00%	-
HR	034018	CCA-Human Resources	Dir HR (CSC)	L05	28,740	3.50%	1,006
HR	034018	CCA-Human Resources	HR Generalist	L09	5,534	3.50%	194
HR	034018	CCA-Human Resources	HR Generalist	L09	6,369	3.50%	223
HR	034018	CCA-Human Resources	HR Generalist	L09	5,506	3.50%	193
HR	034018	CCA-Human Resources	Specialist Human Resources (N)	L11	2,101	3.50%	74
HR	034018	CCA-Human Resources	Specialist Human Resources (N)	L11	2,081	3.50%	73
HR	034018	CCA-Human Resources	Sr HR Generalist	L08	6,696	3.50%	234
Inv Relations	032037	CORP-Investor Relations	Exec Asst (N)	L11	2,860	1.96%	56
Inv Relations	032037	CORP-Investor Relations	IR Specialist	L08	2,769	1.96%	54
Inv Relations	032037	CORP-Investor Relations	Mgr Investor Relations	L08	10,044	1.96%	197
Inv Relations	032037	CORP-Investor Relations	VP Investor Relations	ML4	64,012	1.96%	1,254
ITS	032030	CORP-ITS Client Rel Admin	Dir Client Servcs Support ITS	L05	29,767	3.59%	1,070
ITS	032031	CORP-Service Desk	Mgr Regional Client Rel ITS	L06	22,304	3.50%	781
ITS	032032	CORP-ITS-BAD-Core Shared	Analyst QA ITS	L09	6,267	3.26%	204
ITS	032032	CORP-ITS-BAD-Core Shared	IAM Admin	L07	14,627	3.26%	477
ITS	032032	CORP-ITS-BAD-Core Shared	Mgr Application Dev ITS	L06	26,687	3.26%	870
ITS	032032	CORP-ITS-BAD-Core Shared	Sharepoint	L07	16,936	3.26%	552
ITS	032032	CORP-ITS-BAD-Core Shared	Sharepoint	L07	9,993	3.26%	326
ITS	032032	CORP-ITS-BAD-Core Shared	Specialist Web Groupware ITS	L08	9,751	3.26%	318
ITS	032032	CORP-ITS-BAD-Core Shared	Team Lead Appl Dev ITS	L07	14,251	3.26%	465
ITS	032032	CORP-ITS-BAD-Core Shared	Team Lead IT Regional Supp (N)	L07	15,521	3.26%	506
ITS	032032	CORP-ITS-BAD-Core Shared	Web Master ITS	L08	10,385	3.26%	339
ITS	032032	CORP-ITS-BAD-Core Shared	Websphere Admin	L07	14,627	3.26%	477
ITS	032033	Chg Ctrl & Desktop Automation	Mgr Appl Admin & Security ITS	L06	20,694	3.56%	738
ITS	032033	Chg Ctrl & Desktop Automation	Spec HP Openview Config ITS	L09	6,564	3.56%	234
ITS	032071	CORP-ITS Admin	Sr Analyst Financial	L08	7,955	3.62%	288
ITS	032071	CORP-ITS Admin	VP & CIO	ML3b	96,485	3.62%	3,491
ITS	032072	CORP-ITS PMO	Dir PMO ITS	L05	29,460	3.56%	1,049
ITS	032072	CORP-ITS PMO	Exec Secretary (N)	L12	2,240	3.56%	80
ITS	032072	CORP-ITS PMO	Master PM	L06	25,956	3.56%	924
ITS	032072	CORP-ITS PMO	Project Mgr ITS	L07	15,088	3.56%	537
ITS	032072	CORP-ITS PMO	Project Mgr ITS	L07	16,651	3.56%	593
ITS	032072	CORP-ITS PMO	Project Mgr ITS	L07	14,808	3.56%	527
ITS	032072	CORP-ITS PMO	Project Mgr ITS	L07	15,396	3.56%	548
ITS	032072	CORP-ITS PMO	Project Mgr ITS	L07	14,264	3.56%	508
ITS	032072	CORP-ITS PMO	Project Mgr ITS	L07	16,651	3.56%	593
ITS	032072	CORP-ITS PMO	Project Mgr ITS	L07	12,933	3.56%	460
ITS	032072	CORP-ITS PMO	Project Mgr ITS	L07	12,933	3.56%	460
ITS	032072	CORP-ITS PMO	Release Coordinator	L07	13,857	3.56%	493
ITS	032072	CORP-ITS PMO	Sr Analyst PMO ITS	L07	14,645	3.56%	521
ITS	032072	CORP-ITS PMO	Sr Project Mgr ITS	L06	29,687	3.56%	1,057
ITS	032072	CORP-ITS PMO	Sr. Developer (032083)	L07	11,680	3.56%	416
ITS	032072	CORP-ITS PMO	Sr. Developer (032083)	L07	8,176	3.56%	291
ITS	032073	CORP-ITS Infra/Oper Admin	Dir Infrastructure & Opns ITS	L05	31,240	3.55%	1,108
ITS	032073	CORP-ITS Infra/Oper Admin	Enterprise ITS Infrastructure Engineer	L06	22,746	3.55%	807
ITS	032074	CORP-ITS Production	Mgr Production ITS	L06	20,808	3.50%	728
ITS	032075	CORP-Enterprise Server	Lead Specialist Supp ITS (N)	L07	14,307	3.54%	506
ITS	032075	CORP-Enterprise Server	Mgr Enterprise Servers ITS	L06	25,250	3.54%	894
ITS	032076	CORP-Communications	Mgr Telecomms ITS	L06	20,529	3.49%	717
ITS	032076	CORP-Communications	Voice Administrator ITS (N)	L08	8,478	3.49%	296
ITS	032077	CORP-ITS Security Operations	Lead Specialist Support ITS	L07	13,283	3.57%	474
ITS	032077	CORP-ITS Security Operations	Mgr Appl Admin & Security ITS	L06	24,634	3.57%	879
ITS	032077	CORP-ITS Security Operations	Sr Specialist Network Security	L07	13,144	3.57%	469
ITS	032077	CORP-ITS Security Operations	Sr Specialist Network Security	L07	11,222	3.57%	400
ITS	032077	CORP-ITS Security Operations	Sr Specialist Network Security	L07	11,966	3.57%	427
ITS	032077	CORP-ITS Security Operations	Sr Specialist Network Security	L07	12,068	3.57%	431
ITS	032077	CORP-ITS Security Operations	Sr. Security Analyst	L07	10,778	3.57%	385
ITS	032078	CORP-ITS Adm Business Appl Dev	Dir Core Business Systems ITS	L05	35,905	3.50%	1,258
ITS	032078	CORP-ITS Adm Business Appl Dev	Mgr Business Development ITS	L06	22,862	3.50%	801
ITS	032078	CORP-ITS Adm Business Appl Dev	Mgr Technical JDE (ITS)	L06	25,002	3.50%	876
ITS	032079	CORP-ITS-BAD-Middle Office App	Mgr Application Dev ITS	L06	25,850	3.54%	915
ITS	032079	CORP-ITS-BAD-Middle Office App	Programmer Analyst	L07	14,627	3.54%	518

Kentucky -American Water Company
 Commission Staff's Second Set of Information Requests
 Question #9

Function	BU #	BU Name	Position	Salary Band	Forecasted		KAWC Alloc *	KAWC Alloc Amount
					Test Year AIP			
ITS	032079	CORP-ITS-BAD-Middle Office App	Programmer Analyst-Middlewear Developer	L08	8,725		3.54%	309
ITS	032079	CORP-ITS-BAD-Middle Office App	Spec Business App Supp ITS (N)	L08	8,755		3.54%	310
ITS	032079	CORP-ITS-BAD-Middle Office App	Spec Business App Supp ITS (N)	L08	6,917		3.54%	245
ITS	032079	CORP-ITS-BAD-Middle Office App	Sr Analyst Business Reporting	L08	9,075		3.54%	321
ITS	032079	CORP-ITS Adm Business Appl Dev	Sr Developer ITS (PA) (N)	L08	9,337		3.54%	330
ITS	032079	CORP-ITS-BAD-Middle Office App	Sr Developer ITS (PA) (N)	L08	8,708		3.54%	308
ITS	032079	CORP-ITS-BAD-Middle Office App	Team Lead Appl Dev ITS	L07	15,454		3.54%	547
ITS	032079	CORP-ITS-BAD-Middle Office App	Team Lead Reporting ITS	L07	14,891		3.54%	527
ITS	032080	CORP-ITS-BAD-Back Office Apps	Mgr Application Dev ITS	L06	25,661		3.61%	927
ITS	032080	CORP-ITS-BAD-Back Office Apps	Spec Business App Supp ITS (N)	L08	10,136		3.61%	366
ITS	032080	CORP-ITS-BAD-Back Office Apps	Spec Business App Supp ITS (N)	L08	8,708		3.61%	315
ITS	032080	CORP-ITS-BAD-Back Office Apps	Spec Business App Supp ITS (N)	L08	9,342		3.61%	338
ITS	032080	CORP-ITS-BAD-Back Office Apps	Spec Business App Supp ITS (N)	L08	8,624		3.61%	312
ITS	032080	CORP-ITS-BAD-Back Office Apps	Spec Business Appl Support ITS	L08	8,725		3.61%	315
ITS	032080	CORP-ITS-BAD-Back Office Apps	Sr Developer ITS	L08	8,473		3.61%	306
ITS	032080	CORP-ITS-BAD-Back Office Apps	Sr Developer ITS	L08	8,466		3.61%	306
ITS	032080	CORP-ITS-BAD-Back Office Apps	Sr Developer ITS (SQL reporting services)	L08	9,238		3.61%	334
ITS	032080	CORP-ITS-BAD-Back Office Apps	Team Lead Appl Dev ITS	L07	13,750		3.61%	497
ITS	032080	CORP-ITS-BAD-Back Office Apps	Team Lead JDE (ITS)	L07	14,019		3.61%	507
ITS	032081	CORP-ITS-BAD-Quality&Methodlgy	Analyst Business ITS	L09	6,907		3.56%	246
ITS	032081	CORP-ITS-BAD-Quality&Methodlgy	Analyst QA ITS	L09	5,423		3.56%	193
ITS	032081	CORP-ITS-BAD-Quality&Methodlgy	Analyst QA ITS	L09	6,486		3.56%	231
ITS	032081	CORP-ITS-BAD-Quality&Methodlgy	Analyst QA ITS	L09	6,374		3.56%	227
ITS	032081	CORP-ITS-BAD-Quality&Methodlgy	Analyst QA ITS	L09	7,698		3.56%	274
ITS	032081	CORP-ITS-BAD-Quality&Methodlgy	Analyst QA ITS	L09	6,267		3.56%	223
ITS	032081	CORP-ITS-BAD-Quality&Methodlgy	Analyst QA ITS	L09	6,467		3.56%	230
ITS	032081	CORP-ITS-BAD-Quality&Methodlgy	Analyst QA ITS	L09	7,185		3.56%	255
ITS	032081	CORP-ITS-BAD-Quality&Methodlgy	Mgr Quality Assurance ITS	L06	21,991		3.56%	782
ITS	032081	CORP-ITS-BAD-Quality&Methodlgy	Spec Business App Supp ITS (N)	L08	7,385		3.56%	263
ITS	032082	Client Relationship Management	Analyst BA ITS	L09	6,159		3.39%	209
ITS	032082	Client Relationship Management	Analyst Business ITS	L09	7,095		3.39%	240
ITS	032082	Client Relationship Management	Business Analyst	L07	13,087		3.39%	444
ITS	032082	Client Relationship Management	Business Analyst	L07	12,034		3.39%	408
ITS	032082	Client Relationship Management	Business Analyst	L07	6,973		3.39%	236
ITS	032082	Client Relationship Management	Business Liaison	L07	16,166		3.39%	548
ITS	032082	Client Relationship Management	Mgr Application Dev ITS	L06	25,866		3.39%	877
ITS	032082	Client Relationship Management	Mgr Process Design ITS	L06	18,476		3.39%	626
ITS	032082	Client Relationship Management	Spec Business App Supp ITS (N)	L08	7,891		3.39%	267
ITS	032082	Client Relationship Management	Sr Developer ITS	L08	9,461		3.39%	321
ITS	032082	Client Relationship Management	Team Lead Appl Dev ITS	L07	13,917		3.39%	472
ITS	032082	Client Relationship Management	Trainer/Documenter ITS	L10	3,269		3.39%	111
ITS	032082	Client Relationship Management	Trainer/Documenter ITS	L10	2,906		3.39%	99
ITS	032082	Client Relationship Management	Training Administrator ITS	L09	9,751		3.39%	331
ITS	032083	CORP-ITS-BAD-Field Svc Apps	Analyst Business ITS	L09	7,135		3.54%	253
ITS	032083	CORP-ITS-BAD-Field Svc Apps	Database Administrator	L07	13,857		3.54%	491
ITS	032083	CORP-ITS-BAD-Field Svc Apps	Mgr Application Dev ITS	L06	26,687		3.54%	945
ITS	032083	CORP-ITS-BAD-Field Svc Apps	Programmer Analyst-EPM Developer	L08	8,725		3.54%	309
ITS	032083	CORP-ITS-BAD-Field Svc Apps	Sr Developer ITS	L08	8,612		3.54%	305
ITS	032083	CORP-ITS-BAD-Field Svc Apps	Sr Developer ITS	L08	8,310		3.54%	294
ITS	032083	CORP-ITS-BAD-Field Svc Apps	Sr Developer ITS	L08	7,999		3.54%	283
ITS	032083	CORP-ITS-BAD-Field Svc Apps	Sr Developer ITS	L07	13,857		3.54%	491
ITS	032083	CORP-ITS-BAD-Field Svc Apps	Sr Developer ITS	L07	10,459		3.54%	371
ITS	032093	CORP-ITS-Architecture	Data Architect ITS	L08	7,544		3.55%	268
ITS	032093	CORP-ITS-Architecture	Dir Strategy & Arch ITS	L05	35,566		3.55%	1,264
ITS	032093	CORP-ITS-Architecture	Enterprise Arch Midrange Syst	L06	26,523		3.55%	943
ITS	032093	CORP-ITS-Architecture	Enterprise Arch Midrange Syst	L06	24,634		3.55%	875
ITS	032093	CORP-ITS-Architecture	Enterprise Architect ITS	L06	25,316		3.55%	900
ITS	032093	CORP-ITS-Architecture	Enterprise Architect ITS	L06	25,661		3.55%	912
ITS	032093	CORP-ITS-Architecture	Enterprise Architect ITS	L06	26,186		3.55%	931
ITS	032093	CORP-ITS-Architecture	Enterprise Architect ITS	L06	24,613		3.55%	875
ITS	032093	CORP-ITS-Architecture	Enterprise Architect ITS - Application	L06	24,634		3.55%	875
ITS	032093	CORP-ITS-Architecture	Enterprise Architect ITS - Solution	L06	17,206		3.55%	611
ITS	032093	CORP-ITS-Architecture	Sr Data Architect ITS	L07	13,928		3.55%	495
ITS	032093	CORP-ITS-Architecture	Sr Data Architect ITS	L07	7,787		3.55%	277
ITS	033531	CE-Western CS & S	Analyst Materials ITS (N)	L11	2,463		0.00%	-
ITS	033531	CE-Western CS & S	Lead Specialist Supp ITS (N)	L07	13,882		0.00%	-
ITS	033531	CE-Western CS & S	Lead Specialist Support ITS	L07	12,767		0.00%	-

Kentucky -American Water Company
 Commission Staff's Second Set of Information Requests
 Question #9

Function	BU #	BU Name	Position	Salary Band	Forecasted	KAWC Alloc % *	KAWC
					Test Year AIP		Alloc Amount
ITS	033531	CE-Western CS & S	Lead Specialist Support ITS	L07	11,293	0.00%	-
ITS	033531	CE-Western CS & S	Lead Specialist Support ITS	L07	12,059	0.00%	-
ITS	033531	CE-Western CS & S	Lead Specialist Support ITS	L07	11,844	0.00%	-
ITS	033531	CE-Western CS & S	Mgr Regional Client Rel ITS	L06	26,504	0.00%	-
ITS	033531	CE-Western CS & S	Specialist Client Supp I (N)	L11	2,479	0.00%	-
ITS	033531	CE-Western CS & S	Team Lead IT Regional Support	L07	13,553	0.00%	-
ITS	033531	CE-Western CS & S	Team Lead IT Regional Support	L07	15,588	0.00%	-
ITS	033531	CE-Western CS & S	Team Lead IT Regional Support	L07	13,857	0.00%	-
ITS	033531	CE-Western CS & S	Technical Lead Mobile ITS	L07	17,934	0.00%	-
Legal	032015	CORP-Legal	Assoc Paralegal (N)	L11	3,076	1.38%	43
Legal	032015	CORP-Legal	Chief Ethics & Compliance Off	ML4	54,565	1.38%	755
Legal	032015	CORP-Legal	Corp Counsel III	L05	31,511	1.38%	436
Legal	032015	CORP-Legal	Corp Counsel III (Contract)	L05	33,023	1.38%	457
Legal	032015	CORP-Legal	Counsel (SEC)	ML4	46,247	1.38%	640
Legal	032015	CORP-Legal	Exec Asst to EMT (N)	L10	2,724	1.38%	38
Legal	032015	CORP-Legal	Legal Secretary (N)	L11	2,676	1.38%	37
Legal	032015	CORP-Legal	Legal Secy (N)	L11	2,553	1.38%	35
Legal	032015	CORP-Legal	Paralegal (Ethics/Cmpl/E&L) (N)	L10	3,593	1.38%	50
Legal	032015	CORP-Legal	Regional General Counsel	ML4	58,539	1.38%	810
Legal	032015	CORP-Legal	Specialist SEC Compliance	L10	3,590	1.38%	50
Legal	032015	CORP-Legal	SVP General Counsel & Secty	ML3P	143,187	1.38%	1,981
Legal	033015	WE-Legal	Corp Counsel II	L06	20,603	0.00%	-
Legal	033015	WE-Legal	Corp Counsel III	L05	33,788	0.00%	-
Legal	033015	WE-Legal	Legal Secy (N)	L11	2,633	0.00%	-
Legal	033015	WE-Legal	Paralegal (N)	L10	2,991	0.00%	-
Legal	033015	WE-Legal	Project Mgr	L09	8,709	0.00%	-
Legal	033015	WE-Legal	Regional General Counsel	ML4	54,337	0.00%	-
Legal	033515	CE-Legal	Analyst Contracts Admin (N)	L10	2,775	0.00%	-
Legal	033515	CE-Legal	Corp Counsel III Regional	L05	30,710	0.00%	-
Legal	033515	CE-Legal	Corp Counsel III Regional	L05	30,302	0.00%	-
Legal	033515	CE-Legal	Corp Counsel III Regional	L05	26,431	0.00%	-
Legal	033515	CE-Legal	Corp Counsel III Regional	L05	27,548	0.00%	-
Legal	033515	CE-Legal	Exec Asst (N)	L11	2,840	0.00%	-
Legal	033515	CE-Legal	Legal Secy (N)	L11	2,549	0.00%	-
Legal	033515	CE-Legal	Mgr Property	L07	14,225	0.00%	-
Legal	033515	CE-Legal	Paralegal (N)	L10	3,346	0.00%	-
Legal	033515	CE-Legal	Regional General Counsel	ML4	68,675	0.00%	-
Legal	035015	SE-Legal	Analyst Contracts Admin (N)	L10	2,775	20.48%	569
Legal	035015	SE-Legal	Corp Counsel III Regional	L05	26,700	65.00%	17,355
Legal	035015	SE-Legal	Corp Counsel III Regional	L05	24,854	0.00%	-
Legal	035015	SE-Legal	Corp Counsel III Regional	L06	24,634	0.00%	-
Legal	035015	SE-Legal	Eastern Division General Counsel	ML4	58,539	20.48%	11,991
Legal	035015	SE-Legal	Legal Secy (N)	L11	2,177	65.00%	1,415
Legal	035015	SE-Legal	Legal Secy (N)	L11	2,185	0.00%	-
Legal	036515	NE-Legal	Corp Counsel III Regional	L05	30,586	0.00%	-
Legal	036515	NE-Legal	Corp Counsel III Regional	L05	27,025	0.00%	-
Legal	036515	NE-Legal	Paralegal (N)	L10	3,285	0.00%	-
Operations	032010	CORP-Supply Chain-Sourcing	Analyst Procurement (N)	L12	2,017	3.82%	77
Operations	032010	CORP-Supply Chain-Sourcing	Analyst Procurement (N)	L12	2,443	3.82%	93
Operations	032010	CORP-Supply Chain-Sourcing	Analyst Procurement (N)	L12	1,838	3.82%	70
Operations	032010	CORP-Supply Chain-Sourcing	Analyst Procurement (N)	L12	1,994	3.82%	76
Operations	032010	CORP-Supply Chain-Sourcing	Analyst Procurement Business	L10	2,756	3.82%	105
Operations	032010	CORP-Supply Chain-Sourcing	Analyst Procurement Business	L10	2,694	3.82%	103
Operations	032010	CORP-Supply Chain-Sourcing	Analyst Procurement Business	L10	2,730	3.82%	104
Operations	032010	CORP-Supply Chain-Sourcing	Analyst Procurement Business	L10	2,977	3.82%	114
Operations	032010	CORP-Supply Chain-Sourcing	Analyst Procurement Business	L10	2,720	3.82%	104
Operations	032010	CORP-Supply Chain-Sourcing	Analyst Procurement Business	L10	2,705	3.82%	103
Operations	032010	CORP-Supply Chain-Sourcing	Analyst Procurement Business	L10	2,853	3.82%	109
Operations	032010	CORP-Supply Chain-Sourcing	Analyst Supply Chain Bus Perf	L10	3,013	3.82%	115
Operations	032010	CORP-Supply Chain-Sourcing	Coord Procurement Change	L08	7,565	3.82%	289
Operations	032010	CORP-Supply Chain-Sourcing	Coordinator Contracts Mgt	L08	6,877	3.82%	263
Operations	032010	CORP-Supply Chain-Sourcing	Dir Supply Chain	ML4	46,106	3.82%	1,761
Operations	032010	CORP-Supply Chain-Sourcing	Mgr Energy Supply Chain	L07	14,719	3.82%	562
Operations	032010	CORP-Supply Chain-Sourcing	Mgr Procurement Category	L07	16,243	3.82%	620
Operations	032010	CORP-Supply Chain-Sourcing	Mgr Procurement Category	L07	17,121	3.82%	654
Operations	032010	CORP-Supply Chain-Sourcing	Mgr Procurement Opns	L06	25,497	3.82%	974
Operations	032010	CORP-Supply Chain-Sourcing	Mgr Supply Chain Performance	L07	14,688	3.82%	561

Kentucky -American Water Company
 Commission Staff's Second Set of Information Requests
 Question #9

Function	BU #	BU Name	Position	Salary Band	Forecasted	KAWC Alloc % *	KAWC
					Test Year AIP		Alloc Amount
Operations	032010	CORP-Supply Chain-Sourcing	Sr Strategic Buyer	L08	7,257	3.82%	277
Operations	032010	CORP-Supply Chain-Sourcing	Sr Strategic Buyer	L08	8,673	3.82%	331
Operations	032010	CORP-Supply Chain-Sourcing	Sr Strategic Buyer	L08	8,458	3.82%	323
Operations	032010	CORP-Supply Chain-Sourcing	Sr Strategic Buyer	L08	7,031	3.82%	269
Operations	032010	CORP-Supply Chain-Sourcing	Sr Strategic Buyer	L08	6,764	3.82%	258
Operations	032010	CORP-Supply Chain-Sourcing	Strategic Buyer	L09	8,509	3.82%	325
Operations	032010	CORP-Supply Chain-Sourcing	Team Lead Supply Chain Procure	L09	6,990	3.82%	267
Operations	032011	CORP-Chief Operating Officer	Exec Asst to EMT (N)	L10	2,983	3.15%	94
Operations	032011	CORP-Chief Operating Officer	Mgr O&M	L06	24,137	3.15%	761
Operations	032011	CORP-Chief Operating Officer	President AW Services	ML2Y	219,143	3.15%	6,908
Operations	032011	CORP-Chief Operating Officer	VP Operations Services	ML3b	89,916	3.15%	2,834
Operations	032016	CORP-Maintenance Services	Sr Dir Maintnc & SCADA Svcs	ML4	49,269	3.58%	1,764
Operations	032019	CORP-Operational Risk	Assistant Oprtnl Risk Mgt (N)	L12	2,511	3.15%	79
Operations	032019	CORP-Operational Risk	Mgr Physical Security Div	L07	11,927	3.15%	376
Operations	032019	CORP-Operational Risk	Mgr Physical Security Div	L07	13,554	3.15%	427
Operations	032019	CORP-Operational Risk	Specialist Physical Security	L11	2,630	3.15%	83
Operations	032019	CORP-Operational Risk	Sr Dir Operational Risk Mgt	ML4	49,784	3.15%	1,570
Operations	032019	CORP-Operational Risk	Sr Mgr Physical Security	L07	15,871	3.15%	501
Operations	032019	CORP-Operational Risk	Sr. Specialist Sec Syst Supp	L09	5,645	3.15%	178
Operations	032019	CORP-Operational Risk	Sr. Specialist Sec Syst Supp	L09	5,132	3.15%	162
Operations	032019	CORP-Operational Risk	Sr. Specialist Sec Syst Supp	L09	5,645	3.15%	178
Operations	032065	CORP-Asset Management	Administrator Capital Program	L09	6,230	3.20%	199
Operations	032065	CORP-Asset Management	Administrator Capital Program	L09	6,159	3.20%	197
Operations	032065	CORP-Asset Management	Engineer	L10	2,771	3.20%	89
Operations	032065	CORP-Asset Management	Engineer	L10	2,720	3.20%	87
Operations	032065	CORP-Asset Management	Engineer	L10	2,874	3.20%	92
Operations	032065	CORP-Asset Management	Engineering Project Manager	L08	7,390	3.20%	237
Operations	032065	CORP-Asset Management	Mgr Eng-Enterprise Capital Prg	L06	24,634	3.20%	789
Operations	032065	CORP-Asset Management	Mgr Engineering	L06	25,661	3.20%	822
Operations	032065	CORP-Asset Management	Planning Engineer	L08	8,263	3.20%	265
Operations	032065	CORP-Asset Management	Project Mgr Captl Prgms	L08	7,493	3.20%	240
Operations	032065	CORP-Asset Management	Sr Dir Engineering (Corp)	ML4	50,501	3.20%	1,617
Operations	032065	CORP-Asset Management	Sr Eng Tech (GIS)	L10	3,336	3.20%	107
Operations	032065	CORP-Asset Management	Sr Planning Engineer	L07	14,134	3.20%	453
Operations	032065	CORP-Asset Management	Sr Project Mgr GIS	L07	14,627	3.20%	468
Operations	032066	CORP-Research & Env Excellence	Analyst Research	L10	2,905	2.68%	78
Operations	032066	CORP-Research & Env Excellence	Dir Res & Environ Excellence	ML4	49,158	2.68%	1,316
Operations	032066	CORP-Research & Env Excellence	Engineering Practice Lead	L06	24,121	2.68%	646
Operations	032066	CORP-Research & Env Excellence	Engr Environmental	L08	8,253	2.68%	221
Operations	032066	CORP-Research & Env Excellence	Engr Environmental	L08	9,089	2.68%	243
Operations	032066	CORP-Research & Env Excellence	Engr Environmental	L08	7,761	2.68%	208
Operations	032066	CORP-Research & Env Excellence	Environ Auditor/Scientist	L08	8,267	2.68%	221
Operations	032066	CORP-Research & Env Excellence	Environ Auditor/Scientist	L08	6,905	2.68%	185
Operations	032066	CORP-Research & Env Excellence	Mgr Environ Compliance/Stwdshp	L06	21,039	2.68%	563
Operations	032066	CORP-Research & Env Excellence	Mgr Innovation Development	L06	24,019	2.68%	643
Operations	032066	CORP-Research & Env Excellence	Specialist Opns (N)	L10	2,780	2.68%	74
Operations	032066	CORP-Research & Env Excellence	Sr Analyst Research	L09	6,945	2.68%	186
Operations	032066	CORP-Research & Env Excellence	Sr Analyst Research	L09	5,312	2.68%	142
Operations	032066	CORP-Research & Env Excellence	Sr Engr Environmental	L07	16,808	2.68%	450
Operations	032066	CORP-Research & Env Excellence	Sr Scientist Environmental	L07	14,602	2.68%	391
Operations	032066	CORP-Research & Env Excellence	Techl Mgr Commercial WW Proj	L06	26,047	2.68%	697
Operations	032066	CORP-Research & Env Excellence	Water Quality Technician (N)	L12	2,191	2.68%	59
Operations	033010	WE-Supply Chain	Analyst Procurement Business	L10	2,921	0.00%	-
Operations	033010	WE-Supply Chain	Mgr Procurement	L07	14,534	0.00%	-
Operations	033016	WE-Maintenance	Dir Maintenance	L06	21,884	0.00%	-
Operations	033016	WE-Maintenance	Mgr Maint	L07	13,556	0.00%	-
Operations	033016	WE-Maintenance	Mgr SCADA	L08	8,519	0.00%	-
Operations	033019	WE-Operational Risk	Dir Operational Risk Mgmt	L06	25,159	0.00%	-
Operations	033510	CE-Supply Chain	Analyst Procurement Business	L10	2,807	0.00%	-
Operations	033510	CE-Supply Chain	Mgr Procurement	L07	17,213	0.00%	-
Operations	033516	CE-Maintenance	Mgr Maint	L07	15,270	0.00%	-
Operations	033516	CE-Maintenance	Mgr SCADA	L08	9,443	0.00%	-
Operations	033516	CE-Maintenance	Sr Administrator CMMS	L08	9,931	0.00%	-
Operations	033516	CE-Maintenance	Sr Engineering Tech	L10	2,458	0.00%	-
Operations	033516	CE-Maintenance	Sr Specialist Maint Service(N)	L09	6,733	0.00%	-
Operations	033516	CE-Maintenance	Sr Specialist Maint Service(N)	L09	6,635	0.00%	-
Operations	033516	CE-Maintenance	Sr Specialist Maint Service(N)	L09	7,114	0.00%	-

Kentucky -American Water Company
Commission Staff's Second Set of Information Requests
Question #9

Function	BU #	BU Name	Position	Salary Band	Forecasted		KAWC Alloc Amount
					Test Year AIP	KAWC Alloc % *	
Operations	033516	CE-Maintenance	Sr Specialist Maint Service(N)	L09	6,469	0.00%	-
Operations	033516	CE-Maintenance	Sr. Specilaist Maint Service (N)	L09	6,841	0.00%	-
Operations	033519	CE-Operational Risk	Dir Operational Risk Mgmt	L06	26,284	0.00%	-
Operations	033519	CE-Operational Risk	Dir Operational Risk Mgmt	L06	18,904	0.00%	-
Operations	033519	CE-Operational Risk	Mgr Health & Safety	L08	7,840	0.00%	-
Operations	033519	CE-Operational Risk	Mgr Loss Control	L08	8,072	0.00%	-
Operations	033519	CE-Operational Risk	Specialist, ORM	L11	2,421	0.00%	-
Operations	033519	CE-Operational Risk	Sr Specialist ORM	L09	5,579	0.00%	-
Operations	033519	CE-Operational Risk	Sr Specialist ORM	L09	5,510	0.00%	-
Operations	034517	BVLAB-Water Quality	Dir Laboratory	L05	30,237	3.66%	1,106
Operations	034517	BVLAB-Water Quality	Lab Analyst (N)	L11	2,269	3.66%	83
Operations	034517	BVLAB-Water Quality	Lab Analyst (N)	L11	2,591	3.66%	95
Operations	034517	BVLAB-Water Quality	Lab Analyst (N)	L11	2,763	3.66%	101
Operations	034517	BVLAB-Water Quality	Lab Analyst (N)	L11	2,066	3.66%	76
Operations	034517	BVLAB-Water Quality	Lab Analyst (N)	L11	2,514	3.66%	92
Operations	034517	BVLAB-Water Quality	Lab Analyst (N)	L11	2,368	3.66%	87
Operations	034517	BVLAB-Water Quality	Lab Analyst (N)	L11	2,177	3.66%	80
Operations	034517	BVLAB-Water Quality	Lab Analyst (N)	L11	2,125	3.66%	78
Operations	034517	BVLAB-Water Quality	Lab Analyst (N)	L11	2,623	3.66%	96
Operations	034517	BVLAB-Water Quality	Lab Analyst (N)	L11	2,009	3.66%	74
Operations	034517	BVLAB-Water Quality	Lab Analyst (N)	L11	2,544	3.66%	93
Operations	034517	BVLAB-Water Quality	Lab Analyst (N)	L11	2,592	3.66%	95
Operations	034517	BVLAB-Water Quality	Mgr Chemistry	L07	12,005	3.66%	439
Operations	034517	BVLAB-Water Quality	Mgr Chemistry	L07	13,162	3.66%	482
Operations	034517	BVLAB-Water Quality	Mgr QA/QC Water Quality	L07	12,774	3.66%	467
Operations	034517	BVLAB-Water Quality	Specialist QA/QC	L09	6,146	3.66%	225
Operations	034517	BVLAB-Water Quality	Specialist QA/QC	L09	6,428	3.66%	235
Operations	034517	BVLAB-Water Quality	Sr Lab Analyst	L09	6,043	3.66%	221
Operations	034517	BVLAB-Water Quality	Sr Lab Analyst	L09	5,870	3.66%	215
Operations	034517	BVLAB-Water Quality	Sr Lab Analyst	L09	5,494	3.66%	201
Operations	034517	BVLAB-Water Quality	Sr Lab Analyst	L09	6,085	3.66%	223
Operations	034517	BVLAB-Water Quality	Sr Lab Analyst	L09	6,861	3.66%	251
Operations	034517	BVLAB-Water Quality	Sr Lab Tech (N)	L12	1,815	3.66%	66
Operations	034517	BVLAB-Water Quality	Sr Lab Tech (N)	L12	1,947	3.66%	71
Operations	035010	SE-Supply Chain	Mgr Procurement	L07	16,890	20.95%	3,538
Operations	035016	SE-Maintenance	Dir Maintenance	L06	20,118	23.18%	4,664
Operations	035016	SE-Maintenance	Sr Specialist Maint Service(N)	L09	6,707	23.18%	1,555
Operations	035016	SE-Maintenance	Sr Specialist Maint Service(N)	L09	7,257	23.18%	1,682
Operations	035016	SE-Maintenance	Sr Specialist SCADA (N)	L09	6,758	23.18%	1,567
Operations	035019	SE-Operational Risk	ORM Sr. Specialist for VA and MD	L10	3,849	12.29%	473
Operations	036516	NE-Maintenance	Dir Maintenance	L06	28,904	0.00%	-
Operations	036550	CORP-COE-Engineering	Construction Engineer	L08	6,364	2.75%	175
Operations	036550	CORP-COE-Engineering	Construction Engineer	L08	8,335	2.75%	229
Operations	036550	CORP-COE-Engineering	Dir Engineering - Construction	L05	27,262	2.75%	750
Operations	036550	CORP-COE-Engineering	Specialist Engrg (N)	L10	2,694	2.75%	74
Operations	036550	CORP-COE-Engineering	Sr Construction Engineer	L07	14,827	2.75%	408
Operations	036550	CORP-COE-Engineering	Sr Construction Engineer	L07	15,089	2.75%	415
Operations	036550	CORP-COE-Engineering	Sr Construction Engineer	L07	15,704	2.75%	432
Operations	036550	CORP-COE-Engineering	Sr Construction Engineer	L07	16,520	2.75%	455
Operations	036550	CORP-COE-Engineering	Sr Construction Insp (PA/NJ)	L09	8,047	2.75%	221
Operations	036551	CORP-COE-Technical Services	Design Engineer	L08	8,109	2.84%	230
Operations	036551	CORP-COE-Technical Services	Design Engineer	L08	7,883	2.84%	224
Operations	036551	CORP-COE-Technical Services	Design Engineer	L08	8,232	2.84%	234
Operations	036551	CORP-COE-Technical Services	Dir Engineering - Tech Svcs	L05	26,626	2.84%	757
Operations	036551	CORP-COE-Technical Services	Engineering Practice Lead	L06	22,376	2.84%	636
Operations	036551	CORP-COE-Technical Services	Sr Design Engineer	L07	16,166	2.84%	459
Operations	036551	CORP-COE-Technical Services	Sr Design Engineer	L07	17,152	2.84%	487
Operations	036551	CORP-COE-Technical Services	Sr Design Engineer	L07	15,089	2.84%	429
Operations	036551	CORP-COE-Technical Services	Sr Drafter CAD Design	L10	3,105	2.84%	88
Operations	036551	CORP-COE-Technical Services	Sr Planning Engineer	L07	13,349	2.84%	379
Property	032062	CORP-Building Services	Mgr Facilities	L08	9,513	3.49%	332
Property	032063	CORP-Building Services Woodcre	Facilities Svcs Asst (N)	L10	3,142	3.20%	101
Regulated Ops	032026	CORP-Regulated Ops	Exec Asst to EMT (N)	L10	3,223	3.53%	114
Regulated Ops	032026	CORP-Regulated Ops	Finance Position	L05	23,242	3.53%	821
Regulated Ops	032026	CORP-Regulated Ops	President Regulated Operations	ML2L	277,137	3.53%	9,788
Regulatory	032069	CORP-Regulatory UFS	Analyst Project	L10	2,464	3.25%	80
Regulatory	032069	CORP-Regulatory UFS	VP & Counsel Reg Prgms	ML4	56,968	3.25%	1,849

Kentucky -American Water Company
 Commission Staff's Second Set of Information Requests
 Question #9

Function	BU #	BU Name	Position	Salary Band	Forecasted	KAWC Alloc % *	KAWC
					Test Year AIP		Alloc Amount
SSC	032084	SSC-Accounts Payable	Mgr Accounts Payable	L07	15,135	2.87%	434
SSC	032084	SSC-Accounts Payable	Team Lead Accounts Payable	L09	7,442	2.87%	213
SSC	032084	SSC-Accounts Payable	Team Lead Accounts Payable	L09	6,169	2.87%	177
SSC	032084	SSC-Accounts Payable	Team Lead Accounts Payable	L09	6,354	2.87%	182
SSC	032505	SSC-Administration	Dir Accounting	L05	31,511	3.36%	1,060
SSC	032505	SSC-Administration	Dir Accounting	L05	29,869	3.36%	1,005
SSC	032505	SSC-Administration	Dir Accounting (SSC)	L05	31,409	3.36%	1,057
SSC	032505	SSC-Administration	Dir Financial Services	L05	25,661	3.36%	863
SSC	032505	SSC-Administration	Dir Financial Services	L05	28,155	3.36%	947
SSC	032505	SSC-Administration	Dir Rates	L05	29,377	3.36%	988
SSC	032505	SSC-Administration	Mgr Service Quality	L06	24,203	3.36%	814
SSC	032505	SSC-Administration	VP Shared Services	ML4	63,456	3.36%	2,135
SSC	032570	SSC-General Accounting	Accountant (N)	L11	2,395	3.09%	74
SSC	032570	SSC-General Accounting	Accounting Supvr	L08	8,417	3.09%	260
SSC	032570	SSC-General Accounting	Intmd Accountant	L10	2,669	3.09%	82
SSC	032570	SSC-General Accounting	Intmd Accountant	L10	3,151	3.09%	97
SSC	032570	SSC-General Accounting	Intmd Accountant	L10	2,525	3.09%	78
SSC	032570	SSC-General Accounting	Intmd Accountant	L10	2,853	3.09%	88
SSC	032570	SSC-General Accounting	Intmd Accountant	L10	2,515	3.09%	78
SSC	032570	SSC-General Accounting	Intmd Accountant	L10	2,730	3.09%	84
SSC	032570	SSC-General Accounting	Mgr Accounting	L07	14,663	3.09%	453
SSC	032570	SSC-General Accounting	Mgr Accounting	L07	15,520	3.09%	480
SSC	032570	SSC-General Accounting	Mgr Accounting (SSC)	L07	14,550	3.09%	450
SSC	032570	SSC-General Accounting	Mgr Financial Reporting	L07	15,649	3.09%	484
SSC	032570	SSC-General Accounting	Mgr Financial Reporting	L07	14,889	3.09%	460
SSC	032570	SSC-General Accounting	Mgr Financial Reporting	L07	16,134	3.09%	499
SSC	032570	SSC-General Accounting	Mgr Financial Reporting	L07	14,970	3.09%	463
SSC	032570	SSC-General Accounting	Sr Accountant	L09	6,159	3.09%	190
SSC	032570	SSC-General Accounting	Sr Accountant	L09	7,185	3.09%	222
SSC	032570	SSC-General Accounting	Sr Accountant	L09	5,820	3.09%	180
SSC	032570	SSC-General Accounting	Sr Accountant	L09	6,087	3.09%	188
SSC	032570	SSC-General Accounting	Sr Accountant	L09	5,984	3.09%	185
SSC	032570	SSC-General Accounting	Sr Accountant	L09	6,492	3.09%	201
SSC	032570	SSC-General Accounting	Sr Accountant	L09	5,912	3.09%	183
SSC	032570	SSC-General Accounting	Sr Accountant	L09	6,395	3.09%	198
SSC	032570	SSC-General Accounting	Sr Accountant	L09	6,502	3.09%	201
SSC	032570	SSC-General Accounting	Sr Accountant	L09	6,492	3.09%	201
SSC	032570	SSC-General Accounting	Sr Accountant	L09	7,185	3.09%	222
SSC	032570	SSC-General Accounting	Sr Accountant	L09	6,292	3.09%	194
SSC	032570	SSC-General Accounting	Supvr Accounting (SSC)	L08	7,226	3.09%	223
SSC	032570	SSC-General Accounting	Supvr Accounting (SSC)	L08	7,555	3.09%	233
SSC	032571	SSC-Tax	Accountant (N)	L11	2,256	3.47%	78
SSC	032571	SSC-Tax	Accountant Tax (N)	L10	2,730	3.47%	95
SSC	032571	SSC-Tax	Intmd Accountant Tax	L09	6,354	3.47%	220
SSC	032571	SSC-Tax	Intmd Accountant Tax	L09	6,159	3.47%	214
SSC	032571	SSC-Tax	Intmd Accountant Tax	L09	5,820	3.47%	202
SSC	032571	SSC-Tax	Intmd Accountant Tax	L09	6,990	3.47%	243
SSC	032571	SSC-Tax	Intmd Accountant Tax	L09	4,686	3.47%	163
SSC	032571	SSC-Tax	Mgr General Tax	L07	13,610	3.47%	472
SSC	032571	SSC-Tax	Sr Accountant	L09	5,840	3.47%	203
SSC	032571	SSC-Tax	Sr Accountant Tax	L08	7,893	3.47%	274
SSC	032571	SSC-Tax	Team Lead Tax Accounting	L07	11,855	3.47%	411
SSC	032572	SSC-Business Support Services	Analyst Business Performance	L08	9,341	3.55%	332
SSC	032572	SSC-Business Support Services	Business Liaison	L07	13,272	3.55%	471
SSC	032572	SSC-Business Support Services	Business Liaison	L07	14,673	3.55%	521
SSC	032572	SSC-Business Support Services	Mgr Business Systems Support	L07	14,781	3.55%	525
SSC	032572	SSC-Business Support Services	Specialist Ldrshp & Staff Dev	L08	8,478	3.55%	301
SSC	032574	SSC-Rates & Regulation	Financial Analyst I (Rates)	L10	2,581	2.77%	72
SSC	032574	SSC-Rates & Regulation	Financial Analyst II (Rates)	L09	7,862	2.77%	218
SSC	032574	SSC-Rates & Regulation	Financial Analyst II (Rates)	L09	6,795	2.77%	188
SSC	032574	SSC-Rates & Regulation	Financial Analyst III (Rates)	L08	9,679	2.77%	268
SSC	032574	SSC-Rates & Regulation	Financial Analyst III (Rates)	L08	8,950	2.77%	248
SSC	032574	SSC-Rates & Regulation	Financial Analyst III (Rates)	L08	9,638	2.77%	267
SSC	032574	SSC-Rates & Regulation	Financial Analyst III (Rates)	L08	7,585	2.77%	210
SSC	032574	SSC-Rates & Regulation	Mgr Rates	L07	16,012	2.77%	444
SSC	032574	SSC-Rates & Regulation	Mgr Rates & Regulations	L06	31,645	2.77%	877
SSC	032574	SSC-Rates & Regulation	Sr Analyst Financial	L08	8,560	2.77%	237

Kentucky -American Water Company
 Commission Staff's Second Set of Information Requests
 Question #9

Function	BU #	BU Name	Position	Salary Band	Forecasted		KAWC Alloc
					Test Year AIP	KAWC Alloc % *	
SSC	032574	SSC-Rates & Regulation	Sr Mgr Rates	L06	23,136	2.77%	641
SSC	032574	SSC-Rates & Regulation	Team Lead Rates	L08	10,372	2.77%	287
SSC	032575	SSC-Cash Management	Analyst Cash Management	L10	2,987	3.58%	107
SSC	032575	SSC-Cash Management	Analyst Cash Management	L10	2,843	3.58%	102
SSC	032575	SSC-Cash Management	Analyst Cash Management	L10	2,602	3.58%	93
SSC	032575	SSC-Cash Management	Analyst Cash Management	L10	2,617	3.58%	94
SSC	032575	SSC-Cash Management	Mgr Cash	L07	14,796	3.58%	530
SSC	032575	SSC-Cash Management	Sr Accountant	L09	6,354	3.58%	228
SSC	032575	SSC-Cash Management	Sr Accountant	L09	6,354	3.58%	228
SSC	032575	SSC-Cash Management	Sr Analyst Cash Management	L09	5,994	3.58%	215
SSC	032575	SSC-Cash Management	Sr Analyst Cash Management	L09	6,579	3.58%	236
SSC	032575	SSC-Cash Management	Team Lead Cash Management	L08	7,606	3.58%	273
SSC	032575	SSC-Cash Management	Team Lead Cash Management	L08	7,144	3.58%	256
SSC	032577	SSC-Utility Plant Accounting	Accountant (N)	L11	2,073	3.18%	66
SSC	032577	SSC-Utility Plant Accounting	Intermediate Accountant (N)	L09	5,335	3.18%	170
SSC	032577	SSC-Utility Plant Accounting	Intmnd Accountant	L10	2,710	3.18%	86
SSC	032577	SSC-Utility Plant Accounting	Mgr FA/JC	L07	13,857	3.18%	441
SSC	032577	SSC-Utility Plant Accounting	Sr Accountant	L09	6,302	3.18%	200
SSC	032577	SSC-Utility Plant Accounting	Sr Accountant	L09	6,641	3.18%	211
SSC	032577	SSC-Utility Plant Accounting	Sr Accountant	L09	7,123	3.18%	227
SSC	032577	SSC-Utility Plant Accounting	Sr Accountant	L09	6,056	3.18%	193
SSC	032577	SSC-Utility Plant Accounting	Sr Accountant	L09	7,698	3.18%	245
SSC	032577	SSC-Utility Plant Accounting	Sr Accountant	L09	6,826	3.18%	217
SSC	032577	SSC-Utility Plant Accounting	Team Lead FA/JC	L08	8,160	3.18%	259
SSC	032577	SSC-Utility Plant Accounting	Team Lead FA/JC	L08	7,329	3.18%	233
SSC	032577	SSC-Utility Plant Accounting	Team Lead FA/JC	L08	8,314	3.18%	264
SSC	032577	SSC-Utility Plant Accounting	Team Lead FA/JC	L08	8,696	3.18%	277
SSC	032578	SSC-Project Management	Project Mgr	L07	14,365	3.55%	510
SSC	032578	SSC-Project Management	Project Mgr	L07	13,272	3.55%	471
SSC	032579	SSC-Employee Services	Mgr Employee Svcs	L07	14,919	3.10%	463
SSC	032579	SSC-Employee Services	Supvr HR/Payroll Rptg & Cntrl	L08	8,304	3.10%	258
SSC	032579	SSC-Employee Services	Supvr Payroll Processing	L08	7,298	3.10%	226
SSC	032579	SSC-Employee Services	Supvr Payroll Tax & Acctg	L08	7,544	3.10%	234
SSC	032580	SSC-AWE	Accountant (N)	L11	2,207	0.00%	-
SSC	032580	SSC-AWE	Intmnd Accountant	L10	2,807	0.00%	-
SSC	032580	SSC-AWE	Intmnd Accountant	L10	2,715	0.00%	-
SSC	032580	SSC-AWE	Mgr Accounting	L07	14,842	0.00%	-
SSC	032580	SSC-AWE	Sr Accountant	L09	6,118	0.00%	-
SSC	032580	SSC-AWE	Sr Accountant	L09	6,492	0.00%	-
SSC	032580	SSC-AWE	Sr Accountant	L09	6,528	0.00%	-
SSC	032580	SSC-AWE	Sr Accountant	L09	5,769	0.00%	-
SSC	032580	SSC-AWE	Sr Accountant	L09	5,994	0.00%	-
SSC	032580	SSC-AWE	Sr Accountant	L09	6,492	0.00%	-
SSC	032580	SSC-AWE	Sr Accountant	L09	6,354	0.00%	-
SSC	032580	SSC-AWE	Team Lead GA	L08	7,102	0.00%	-
SSC	032580	SSC-AWE	Team Lead GA	L08	7,113	0.00%	-
Western Div Ops	032024	Corp-Western Division Ops	Exec Asst	L11	3,088	0.00%	-
Western Div Ops	032024	Corp-Western Division Ops	Executive VP Western Division	ML3	138,568	0.00%	-
Western Div Ops	033005	WE-Administration	Exec Asst to EMT (N)	L10	4,071	0.00%	-
Western Div Ops	033005	WE-Administration	Exec Asst to EMT (N)	L10	2,966	0.00%	-
Western Div Ops	033005	WE-Administration	Regional President	ML3	131,617	0.00%	-
Western Div Ops	033014	WE-Engineering	Analyst Project	L10	2,566	0.00%	-
Western Div Ops	033014	WE-Engineering	Dir Engineering (Large)	L05	29,672	0.00%	-
Western Div Ops	033014	WE-Engineering	Sr Project Mgr Engr	L07	16,461	0.00%	-
Western Div Ops	033502	CE-Network	Mgr NonRevenue Water	L08	8,245	0.00%	-
Western Div Ops	033502	CE-Network	Sr Engineering Project Manager	L07	16,758	0.00%	-
Western Div Ops	033502	CE-Network	VP Operations (Large)	L05	33,996	0.00%	-
Western Div Ops	033503	CE-Customer Relations	Administrator FRCC System (N)	L11	3,056	0.00%	-
Western Div Ops	033503	CE-Customer Relations	Analyst Premise QA (N)	L12	1,970	0.00%	-
Western Div Ops	033503	CE-Customer Relations	Analyst Premise QA (N)	L12	2,136	0.00%	-
Western Div Ops	033503	CE-Customer Relations	Coordinator FRCC	L11	2,158	0.00%	-
Western Div Ops	033503	CE-Customer Relations	Coordinator FRCC	L11	2,075	0.00%	-
Western Div Ops	033503	CE-Customer Relations	Coordinator FRCC	L11	2,009	0.00%	-
Western Div Ops	033503	CE-Customer Relations	Coordinator FRCC	L11	2,460	0.00%	-
Western Div Ops	033503	CE-Customer Relations	Coordinator FRCC	L11	2,591	0.00%	-
Western Div Ops	033503	CE-Customer Relations	Coordinator FRCC	L11	2,532	0.00%	-
Western Div Ops	033503	CE-Customer Relations	Coordinator FRCC	L11	2,076	0.00%	-

Kentucky -American Water Company
Commission Staff's Second Set of Information Requests
Question #9

Function	BU #	BU Name	Position	Salary Band	Forecasted	KAWC Alloc % *	KAWC
					Test Year AIP		Alloc Amount
Western Div Ops	033503	CE-Customer Relations	Dir Customer Relations	L07	13,900	0.00%	-
Western Div Ops	033503	CE-Customer Relations	Mgr Billing/Collection & Pymt	L08	9,182	0.00%	-
Western Div Ops	033503	CE-Customer Relations	Mgr FRCC	L08	7,770	0.00%	-
Western Div Ops	033503	CE-Customer Relations	Mgr Major Customer Accts	L08	7,332	0.00%	-
Western Div Ops	033503	CE-Customer Relations	Spec Bill/Pymt Collection (N)	L12	2,626	0.00%	-
Western Div Ops	033503	CE-Customer Relations	Specialist Contract Accts (N)	L12	2,111	0.00%	-
Western Div Ops	033503	CE-Customer Relations	Supvr Regional Support	L09	5,923	0.00%	-
Western Div Ops	033503	CE-Customer Relations	Team Supvr Call Handling	L11	2,412	0.00%	-
Western Div Ops	033505	CE-Administration	Exec Asst (N)	L11	2,639	0.00%	-
Western Div Ops	033505	CE-Administration	Exec Asst to EMT (N)	L10	3,264	0.00%	-
Western Div Ops	033505	CE-Administration	President (Large States)	ML4	56,967	0.00%	-
Western Div Ops	033511	CE-Environmental Mgmt	Dir Wtr Qlty Envrn Cmpl (Lg)	L06	27,712	0.00%	-
Western Div Ops	033514	CE-Engineering	Administrator Capital Program	L09	8,478	0.00%	-
Western Div Ops	033514	CE-Engineering	Administrator Capital Program	L09	8,031	0.00%	-
Western Div Ops	033514	CE-Engineering	Dir Engineering (Large)	L05	27,894	0.00%	-
Western Div Ops	033514	CE-Engineering	Dir Engineering (Large)	L05	28,339	0.00%	-
Western Div Ops	033514	CE-Engineering	Drafter CAD (N)	L11	2,443	0.00%	-
Western Div Ops	033514	CE-Engineering	Engineering Tech (N)	L11	2,460	0.00%	-
Western Div Ops	033514	CE-Engineering	Mgr Engineering	L06	22,578	0.00%	-
Western Div Ops	033514	CE-Engineering	Mgr Engineering	L06	24,039	0.00%	-
Western Div Ops	033514	CE-Engineering	Specialist Engrg (N)	L10	2,617	0.00%	-
Western Div Ops	033514	CE-Engineering	Sr Engr	L07	13,370	0.00%	-
Western Div Ops	033514	CE-Engineering	Sr Engr	L07	14,275	0.00%	-
					<u>12,479,112</u>		<u>436,987</u>

* Forecasted allocation percentages are based upon historical charges, which include direct charges and allocation of common costs.

**KENTUCKY-AMERICAN WATER COMPANY
CASE NO. 2010-00036
COMMISSION STAFF'S SECOND SET OF INFORMATION REQUESTS**

Witness: Michael A. Miller

10. State whether each incentive pay plan offered to Service Company employees is identical to the plan(s) offered to Kentucky-American employees.

Response:

Yes.

For the electronic version, refer to KAW_R_PSCDR2#10_043010.pdf.

**KENTUCKY-AMERICAN WATER COMPANY
CASE NO. 2010-00036
COMMISSION STAFF'S SECOND SET OF INFORMATION REQUESTS**

Witness: Michael A. Miller

11. Provide all analyses and studies that address the benefits to Kentucky-American ratepayers of the incentive compensation plans provided to Service Company employees.

Response:

All AWW employees are subject to the same incentive plans, please see the response to KAW_R_PSCDR2#4 a & b, KAW_R_PSCDR2#5, and KAW_R_PSCDR2#6. Those responses address the benefits to KAW's customers from the incentive plan compensation plan and the associated performance based culture surrounding the AWW overall compensation program, including the incentive compensation plan. The benefits of the performance culture created by the incentive plan for KAW employees are the same for AWWSC employees providing service to KAW.

For the electronic version of this response, refer to KAW_R_PSCDR2#11_043010.pdf.

**KENTUCKY-AMERICAN WATER COMPANY
CASE NO. 2010-00036
COMMISSION STAFF'S SECOND SET OF INFORMATION REQUESTS**

Witness: Michael A. Miller

12. Describe how Kentucky-American's ratepayers benefit from incentive compensation plans provided to Service Company employees and why Kentucky-American ratepayers should bear the costs of such plans.

Response:

See the response to KAW_R_PSCDR2#11, KAW_R_PSCDR2#4 a & b, KAW_R_AGDR2#5 and KAW_R_PSCDR2#5 all of which are responsive to this question as applicable to AWWSC employees.

For the electronic version of this response, refer to KAW_R_PSCDR2#12_043010.pdf.

KENTUCKY-AMERICAN WATER COMPANY
CASE NO. 2010-00036
COMMISSION STAFF'S SECOND SET OF INFORMATION REQUESTS

Witness: Keith Cartier/Sheila Miller

13. Refer to Kentucky-American's Response to Commission Staff's First Set of Information Requests, W/P3-1 at 2 and Direct Testimony of Sheila Miller at 6. Kentucky-American uses a 17.34 percent capitalization rate in its forecasted operations.
- a. Provide a schedule comparing the budgeted and actual labor capitalization rates for the five most recent calendar years. Explain any variance between the budget and the actual capitalization rates.
 - b. In Case No 2008-00427,¹ Kentucky-American used a 21.06 percent capitalization rate in the forecasted period. Explain the decrease in the forecasted capitalization rate of 21.06 percent used in that case and the current forecasted rate of 17.34 percent.

Response:

a.	<u>Year</u>	<u>Actual</u>	<u>Budget</u>
	2005	15.54%	12.98%
	2006	18.84%	19.00%
	2007	21.34%	18.06%
	2008	23.35%	18.12%
	2009	19.64%	19.96%

The level of capitalized payroll in any given year will depend on the level of the construction budget, the number of main breaks capitalized, the number of developer main extensions, the number of new customers/services, etc. It is not possible to always anticipate the level and timing of capital work in the budget given the many variables that can and do occur in any particular year. The Company has made an effort to do more capital work with in-house employees where possible. The capitalized ratios above reflect the actual time charged in each year.

- b. The change is driven by the addition of seven positions to operate the new water treatment plant (six positions for daily plant operation at 100% O&M, and one plant supervisor position at 95% O&M). These positions increase the total labor budget with little impact on the level of capital labor. The ratio changes largely due to the denominator of the capitalization calculation increasing without a corresponding increase in the capital labor dollars.

For the electronic version, refer to KAW_R_PSCDR2#13_043010.pdf.

¹ Case No. 2008-00427, Application of Kentucky-American Water Company for a General Adjustment of Rates Supported by a Fully Forecasted Test Year (Ky. PSC Jun. 1, 2009).

**KENTUCKY-AMERICAN WATER COMPANY
CASE NO. 2010-00036
COMMISSION STAFF'S SECOND SET OF INFORMATION REQUESTS**

Witness: Sheila Miller

14. Refer to Direct Testimony of Sheila Miller at 6.
- a. Ms. Miller states that a forecasted number of overtime hours is used to calculate forecasted operation and maintenance labor expense. Provide a detailed description of Kentucky-American's methodology for forecasting the overtime hours.
 - b. Provide a schedule comparing the budgeted and actual overtime hours by employee for the five most recent calendar years. Explain each variance between the budget and the actual capitalization rates.
 - c. Provide the percentage annual wage increase that Kentucky-American applied in the forecasted test period for union and non-union employees.
 - d. Provide a schedule comparing the budgeted and historical percentage wage increases for Kentucky-American's union and non-union employees for each of the previous five calendar years.

Response:

- a. Forecast overtime hours are based on historic actuals by position, adjusted as may be necessary for any anticipated changes. The prior year results were used as a base for this budget. Overtime hours for production technician positions at the new water treatment plant were based on similar positions at the KRS II and RRS plants, where 24-hour operations are more similar than the Owenton water treatment plant which has similarly named production technician positions.
- b. See attached. The budget information for 2005 is not available by individual but rather by department.
- c. The percentage annual wage increase applied in the forecasted test period for union employees was 3%, non-union hourly was 3.5%, and salary was 3%.

			Actual	Budget
2005	November 1, 2005	Outside Union	4.0%	3.0%
	December 17, 2005	Inside Union	3.0%	3.0%
	April 1, 2005	Non-bargaining	3.5%	3.0%
2006	November 1, 2006	Outside Union	4.0%	4.0%
	December 17, 2006	Inside Union	3.0%	4.0%

			Actual	Budget
	April 1, 2006	Non-bargaining	3.5%	3.5%
2007	November 1, 2007	Outside Union	3.0%	4.0%
	April 1, 2007	Non-bargaining	3.5%	4.0%
Inside union decertified 1/28/08 and was given a 3% increase on 1/2/08.				
2008	November 1, 2008	Outside Union	3.0%	3.5%
	April 1, 2008	Non-bargaining	3.6%	3.5%
2009	April 1, 2009	Non-Bargaining	3.25%	4.0%
	November 1, 2009	Outside Union	3.0%	3.0%
2010	January 1, 2010	Non-Bargaining	2.25%	3.0%

For the electronic version, refer to KAW_R_PSCDR2#14_043010.pdf.

Kentucky American Water Company
Overtime Hours
Years 2005 - 2009
Included Capital and O&M
PSCDR2#14b

Employee Name	Actual 2005	Budget 2005	Actual 2006	Budget 2006	Actual 2007	Budget 2007	Actual 2008	Budget 2008	Actual 2009	Budget 2009
Adams, Tobey J.	43.0		88.0		1.5				6.0	
Becky Ashby						48.0		169.0		
Alexander, Carolyn						168.0				
Alexander, Darrell W.	495.5		218.0	132.0	211.5	180.0	239.0	181.0	136.5	264.0
Anderson, Richard T.				132.0			39.5		26.0	180.0
Archer, Anthony T.			26.5		83.0		65.0	169.0	15.0	168.0
Arvin, William P.	529.0		738.0	132.0	610.0	168.0	437.0	169.0	312.5	168.0
Ashby, Rebecca L.-retired	112.0		32.0	623.0	1.5					
Barnett, Jerry	194.0		238.5	395.0	221.0	564.0	212.5	567.0	173.5	336.0
Barrett, Robert D.	252.0		289.5	204.0	217.0	96.0	94.5	96.0	176.0	252.0
Bault, Hope Y.	224.0		110.5	132.0	111.5	168.0	64.5	169.0	37.0	168.0
Beatty, Rodrekus A.	113.5		75.0	132.0		168.0				0.0
Bemiss, Janet G.	167.5		167.0	168.0	96.5	264.0	102.5	269.0	87.0	264.0
Blevins, Dennis N.							106.5		238.5	208.0
Bliss, Richard B.	42.0		107.5	168.0	148.5	192.0	236.5	195.0	282.0	252.0
Booker, Albert G.	195.0		300.0	168.0	361.0	264.0	348.5	195.0	221.5	264.0
Brady, James A.	474.0		330.0	132.0	257.5	168.0	126.5	169.0	172.5	168.0
Brooks, Douglas R.							153.5		343.0	208.0
Brooks, Kathy S.	20.5									
Brown Jr., Charles E.	177.0		189.5	132.0	141.0	264.0	85.5	269.0	96.5	264.0
Brown, Kenneth B.	325.5		414.0	168.0	429.0	240.0	447.5	241.0	391.5	600.0
Brumfield, Robert							90.0		90.5	180.0
Buehler, Kenneth L.	123.0		188.0	180.0	162.5	192.0	207.5	195.0	156.5	192.0
Buehler, Pamela	5.5						13.5		53.5	192.0
Buffin, Keith A.							2.0		153.5	210.0
Bullock, Danny R.	53.0			168.0						
Burdick, Patricia A.					68.5		55.0			
Byrd, Tony L.	250.0		118.0	132.0	188.5	180.0	256.5	181.0	217.5	336.0
Callan, Anthony R.	76.5		88.5		76.0	48.0	18.0	48.0	12.5	120.0
Cardona, Josaphat									75.5	
Carr, Shana D.							0.0			72.0
Castano, Jose					131.8		256.0	199.0	120.0	180.0
Castleman, Lee E.	214.5		222.0	216.0	359.0	300.0	255.5	302.0	228.5	192.0
Chandler, Mark D.	258.0		303.0	168.0	351.0	264.0	245.0	269.0	279.0	264.0
Christian, Pamela K.							8.3			
Clark, Nathan A.	96.0		189.5	174.0	234.0	192.0	269.5	195.0	202.0	192.0
Clayborne, Jr., Charles D.	4.5		3.0			24.0	10.5	24.0	3.0	36.0
Clifton, David B.	53.5		273.0		388.0	192.0	280.0	195.0	144.0	192.0
Cobb, Charles	419.5		357.0	132.0		168.0	380.0	169.0	125.5	168.0
Collins, Brett	308.5		312.0	132.0	302.0	180.0	322.0	181.0	390.5	264.0
Cooper Jr., Clifford B.-retired	66.0			132.0						
Couch, Jerry	211.0		380.5	132.0	325.5	168.0	271.0	169.0	211.0	168.0
Coy, Timothy	338.5			168.0			156.0		142.5	72.0
Cruse, Robert M.	298.0		357.0	395.0	475.5	564.0	418.0	565.0	258.5	336.0
Dean, David J.	633.0		459.5	168.0	223.5	264.0	275.5	269.0	296.5	264.0
Dempsey, Stephen M.	47.5		512.5		540.0	300.0	466.0	302.0	370.0	192.0
Dennison, James Bennette	236.0		280.5	168.0	169.0	192.0	159.5	195.0	130.0	192.0
Dixon, Kevin R.	659.0		346.5	132.0	471.5	180.0	291.5	181.0		600.0
Dotson, Nicholas L.					185.0		207.5	269.0	145.0	264.0
Farmer, Danny R.	274.0		80.5	204.0						
Felts, Jon W.	443.5		533.0	132.0	403.0	180.0	678.0	181.0	683.0	140.0
Fields, Christopher M.	261.0		89.0	192.0	117.0	96.0	278.5	108.0		264.0
Flannery, Gabriel T.	127.0		248.5	132.0	442.0	180.0	336.5	181.0	118.0	264.0
Floyd, Elizabeth A.							196.0		242.0	60.0
Fraleigh, Debra A.			4.5		1.5				4.5	
Gibson, Marshall C.			306.5		363.5	120.0	256.5	121.0	174.5	120.0
Gray, Michael D.			16.0		135.5		92.5	195.0	181.5	192.0
Hagan, Desirae A.									134.5	
Hall II, John W.	772.0		447.5	395.0	643.5	564.0	548.0	565.0	446.0	336.0
Hall, Erik J.					547.0		474.0	96.0	281.0	252.0
Hawthorne, Richard B.							78.0		95.5	180.0
Hayden, Deidra S.									104.0	
Hazlett, Larry W.	101.5		102.0	60.0	108.0	264.0	9.0	269.0		
Horn, Larry D.							104.5		281.5	
Horton, Beverly G.	264.0		189.5	192.0	299.0	96.0	368.0	96.0	334.0	180.0
Houston, Erin G.	743.5		544.5	204.0	385.0	96.0	425.0	96.0	488.5	252.0
Hungate, Bethany G.					161.0		148.0	96.0	92.0	180.0
Hurley, Terri L.	62.5		56.0		63.0	168.0	48.5	181.0	66.5	168.0
James, Patricia A.	169.5		51.0	192.0		96.0		96.0		
Jelly, Scarlett V.			171.5		197.5	168.0	645.0	169.0	398.0	168.0
Johnson, Dorothy J.							0.0			72.0
Elizabeth Jones				168.0		264.0		269.0		
Jones, Gene A.							82.5		23.0	
Kees, Alvin R.	179.5		152.5	168.0	172.5	264.0	127.5	269.0	109.0	264.0
Kincaid, Terry M.	55.5		209.0		498.0	120.0	373.0	121.0	129.5	192.0
Kinley, Victor E.			186.5		277.0	96.0	245.5	96.0	227.5	252.0
Kruchinski, Ronald K.							77.5		121.5	72.0
Krug, Dalvin J.									125.0	
Lakes				132.0						
Lee, Joseph R.							83.5		185.5	
Lee, Patricia A.							5.8		9.7	144.0
Lynch, William L.	152.0		231.0	168.0	416.0	264.0	364.5	269.0	328.5	264.0
Maggard, Michael D.	62.5		168.0		188.5	192.0	138.0	195.0	69.0	192.0
Mattingly, Richard	475.5		426.5	228.0	375.5	468.0	452.0	471.0	258.0	336.0

**Kentucky American Water Company
Overtime Hours
Years 2005 - 2009
Included Capital and O&M
PSCDR2#14b**

Employee Name	Actual 2005	Budget 2005	Actual 2006	Budget 2006	Actual 2007	Budget 2007	Actual 2008	Budget 2008	Actual 2009	Budget 2009
Maxey, Jerry W.	100.0		76.0	168.0	86.5	192.0	75.0	195.0	73.5	192.0
Mays, Eric A.									34.5	
Mccianahan, Joyce M.	67.0		2.0	192.0	7.0	96.0		96.0		
Mccullough, Millard W.	68.5		80.5	132.0	144.0	564.0	32.5	565.0	62.5	336.0
McFarland, Ryan L.					12.5		422.5		370.5	252.0
Mcfarland, Terry L.	278.0		318.5	132.0	308.0	168.0	277.0	169.0	175.0	168.0
Merriman, Randy T.	358.0		247.5	204.0	430.0	96.0	406.0	96.0	174.0	252.0
Moberly, Michael K.	724.0		502.0	228.0	521.0	564.0	602.0	565.0	518.0	336.0
Moody, Carolyn J.-retired	199.0			192.0						
Moore, David M.	260.5		179.0	204.0	531.5	180.0	455.0	181.0	214.0	264.0
Moore, Dennis J.	275.5		314.5	395.0	463.0	564.0	284.0	565.0	172.5	336.0
Morton, Wallace G.	150.5		212.0	395.0	261.5	564.0		530.0		
Mosby, Erik L.	438.5		376.0	204.0	221.5	96.0	146.5		133.0	168.0
Music Jr., Russell J.							66.5		132.0	264.0
O'Banion, Bobby E.	39.5		272.0		573.5	120.0	437.5	121.0	224.5	192.0
Osborne, LeeAnn	0.5		22.0		2.0	36.0		36.0	4.0	
Pate, Dwayne E.	19.0									
Perfater, Gordon D.									240.5	
Perkins, Joshua M.							2.0			
Poindexter, David	335.5		339.5	132.0	620.5	180.0	705.5	181.0	489.0	264.0
Poindexter, Lisa M.	54.0									
Pollick, Donald L.	586.0		853.0	204.0	526.0	168.0	299.0	169.0		
Pugh, Mary E.	154.5		236.5		312.5		274.0		242.5	192.0
Ramey, Karin J.							94.5		203.5	
Richardson, Tony E.	40.0		78.5	385.0	117.5	564.0	219.5	565.0	106.5	84.0
Riggs, Barrett W.			215.0		619.0	96.0	630.0	96.0	405.0	252.0
Riley, Joshua D.					226.0		262.5	96.0	278.0	168.0
Roney, Roy K.	233.5		268.0	168.0	56.5	264.0	16.5		77.0	
Roser, Bryan	562.0		704.0	132.0	612.5	168.0	649.5	169.0	370.0	168.0
Samuels, Robert L.	171.0		277.5	132.0	444.0	180.0	396.5	181.0	165.0	336.0
Scott, Ronnie J.			374.5		345.5	96.0	266.0	96.0	204.5	252.0
Sensabaugh, Justin D.									117.5	
Shryock, Michael W.									54.5	
Siler, Bryan V.							82.0		293.0	
Simpson, Donald S.					441.0		492.5	181.0	403.5	252.0
Sipes, Peggy S.	114.5		122.0	192.0	222.5	96.0	76.0	96.0	203.0	180.0
Slone, Peggy A.							48.5		64.0	96.0
Smith, James R.	586.5		557.5	168.0	554.0	468.0	503.0	471.0	318.5	600.0
Smith, Jimmie L.	105.0		89.0	132.0	264.5	264.0	17.5	269.0		
Smith, Stephen W.	314.0		241.0	244.0	354.0	96.0	417.0	96.0	289.0	264.0
Smither, William J.	381.5		349.0	204.0	403.5	96.0	449.0	96.0	326.0	264.0
Squires, Paula I.									3.5	
Stigall, Eric D.	46.0		118.0		32.5		5.5			
Sturgis, Edwin A.	128.5		167.0	168.0	132.5	264.0	122.0	269.0	115.0	264.0
Teegarden, Randy H.	15.5		322.5		402.5	300.0	321.0	302.0	281.0	240.0
Tellez, Jose M.							679.5		834.0	252.0
Thomas, Timothy W.			56.0							
Townsend, Kelly S.	202.0		124.0	192.0	161.5	360.0	152.5	362.0	166.5	180.0
True, Angela K.			17.5	192.0		48.0		48.0		
Tudor, Paul E.	195.5		303.5	216.0	352.0	240.0	268.5	302.0	246.0	192.0
Vacant-Production				168.0						
Vacant-Treatment Plant Operator/Utility						192.0		195.0		
Vacant-Treatment Plant Operator/Utility						192.0				192.0
Vacant-Crew Leader						180.0				264.0
Vacant-Field Services Records Clerk						96.0				
Vacant-Meter Reader						168.0				
Vacant-Crew Leader						180.0		16.0		264.0
Vacant-Utility						96.0		9.0		252.0
Vacant-Utility						96.0				252.0
Vacant-Production Maint Tech						100.0		100.0		
Vacant-Meter Technician								16.0		
Vacant-Process Maint Tech										192.0
Vacant-Treatment Plant Operator/3rd shift										264.0
Vaughn, Jonathan T.	266.5		150.0	132.0	194.5	360.0	139.5	362.0	102.0	180.0
Vaught, Elizabeth J.	176.0		235.0		142.0		165.0		171.0	264.0
Vinegar, Cecily N.					151.0		196.0		106.5	180.0
Vires, Jeffrey L.	31.0		47.0	216.0	19.0	180.0	10.5	182.0	41.0	84.0
Walters, Carolyn S.	767.5		388.5		359.0		178.5		328.5	168.0
Walters, Mark A.							0.0			
Watts, Stephen R.	210.0		28.0	395.0	398.0	564.0		565.0		
Whitt, Linda C.						60.0			41.5	
Whittle, Kenny O.	174.5		153.0	395.0	361.0	564.0	335.5	565.0	348.5	336.0
Wilson, George W.-retired	38.5			395.0						
Winer, David J.	736.5		736.0	132.0	307.0	168.0	328.5	169.0	180.0	168.0
Witherite, Richard L.	132.5		277.5	228.0	89.5	360.0	98.5	362.0	138.0	180.0
Young Jr., Gary W.	537.5		638.5	132.0	661.0	168.0	704.0	169.0	641.0	168.0
Young Sr., James	188.0		93.0		325.0	180.0	619.0	181.0	593.5	264.0
Young, Richard A.			381.5	132.0	478.0	96.0	501.0	96.0	386.0	252.0
Production		4,290.0								
Network		8,309.0								
	22,322.0	12,599.0	23,471.5	15,614.0	27,583.3	21,244.0	28,239.6	21,057.0	24,093.7	24,370.0

**KENTUCKY-AMERICAN WATER COMPANY
CASE NO. 2010-00036
COMMISSION STAFF'S SECOND SET OF INFORMATION REQUESTS**

Witness: Keith Cartier

15. Refer to Kentucky-American's Response to Commission Staff's First Set of Information Requests, Item 1(a), W/P3-2 at 1 - 15.
- a. Provide the annual percentage increase for Kentucky-American's total electricity purchases for each of the previous five calendar years.
 - b. Provide the calculations and documents used to derive the "kwh/mg" per month.
 - c. Show the calculations and provide the work papers used to derive "energy cost/kwh" per month.

Response:

a.

	<u>2005</u>	<u>2006</u>	<u>2007</u>	<u>2008</u>	<u>2009</u>
Total Electric Purchases	\$2,520,048	\$2,754,764	\$2,927,271	\$3,321,625	\$3,093,479
		9.31%	6.26%	13.47%	-6.87%

- b. The KWH/MG was calculated using a two year average of actual bills from January 2007 through December 2008. See attached.
- c. The energy cost/kwh was derived from the proposed Kentucky Utilities tariff. See attached. This page was also included in the workpapers provided in response to KAW_R_PSCDR1#1a_WPe-2_031610 page 19 of 32.

For the electronic version, refer to KAW_R_PSCDR2#15_043010.pdf.

**Kentucky American Water Company
KWH/MG's
PSCDR2#15**

KRS Low Svc	2007	2008	2 YEAR AVERAGE
JANUARY	2064	1573	1819
FEBRUARY	2241	1631	1936
MARCH	1516	1850	1683
APRIL	1798	1602	1700
MAY	1437	1520	1479
JUNE	2292	1592	1942
JULY	2020	2148	2084
AUGUST	1765	1856	1811
SEPTEMBER	2208	2076	2142
OCTOBER	2277	2081	2179
NOVEMBER	2426	2635	2531
DECEMBER	1880	2063	1972
AVERAGE	1994	1886	1940

KRS High Svc	2007	2008	2 YEAR AVERAGE
JANUARY	1864	1573	1719
FEBRUARY	1877	1631	1754
MARCH	1263	1853	1558
APRIL	1483	1604	1544
MAY	1438	1519	1479
JUNE	2128	1975	2052
JULY	1729	1638	1684
AUGUST	1656	1411	1534
SEPTEMBER	2221	1581	1901
OCTOBER	2285	1668	1977
NOVEMBER	2247	2131	2189
DECEMBER	1582	1689	1636
AVERAGE	1814	1689	1752

**Kentucky American Water Company
KWH/MG's
PSCDR2#15**

KRS to #4	2007	2 YEAR	
		2008	AVERAGE
JANUARY	0	1573	1590
FEBRUARY	2285	0	2285
MARCH	5820	1849	3835
APRIL	0	0	0
MAY	1444	1523	1484
JUNE	2138	2241	2190
JULY	2000	2533	2267
AUGUST	1690	1811	1751
SEPTEMBER	2166	2396	2281
OCTOBER	1440	2008	1724
NOVEMBER	1509	2041	1775
DECEMBER	0	2465	2465
AVERAGE	2277	2044	2160

RRS #4	2007	2008	2 YEAR
			AVERAGE
JANUARY	421	324	373
FEBRUARY	1337	548	943
MARCH	377	388	383
APRIL	443	712	578
MAY	323	521	422
JUNE	100	110	105
JULY	153	232	193
AUGUST	105	96	101
SEPTEMBER	104	115	110
OCTOBER	107	85	96
NOVEMBER	261	87	174
DECEMBER	454	562	508
AVERAGE	349	315	332

**Kentucky American Water Company
KWH/MG's
PSCDR2#15**

RRS High Svc	2007	2008	2 YEAR AVERAGE
JANUARY	993	1042	1018
FEBRUARY	1196	1017	1107
MARCH	882	871	877
APRIL	1133	860	997
MAY	948	1032	990
JUNE	946	987	967
JULY	1045	1053	1049
AUGUST	909	919	914
SEPTEMBER	949	1087	1018
OCTOBER	1005	759	882
NOVEMBER	1017	1022	1020
DECEMBER	907	1057	982
AVERAGE	994	976	985

Boosters	2007	2008	2 YEAR AVERAGE
JANUARY	500	1021	761
FEBRUARY	443	1064	754
MARCH	469	727	598
APRIL	456	870	663
MAY	459	869	664
JUNE	395	824	610
JULY	454	824	639
AUGUST	1549	948	1249
SEPTEMBER	687	821	754
OCTOBER	1163	783	973
NOVEMBER	857	878	868
DECEMBER	1031	991	1011
AVERAGE	705	885	795

23092 5655.6 74329
 7182 4510 10012
 3034 70705 44341
 432

Minimum Charge: As determined above with the monthly billing demand

Large Time-of-Day Service - Rate LI 66 17

Current Rate

Customer Charge (per Month)	\$120.00
Energy Charge (per kWh)	\$0.03386
Maximum Load Charge (per kW per month)	
On-Peak	\$8.07
Off-peak	\$2.22

Minimum Charge: Service under this schedule is subject to an annual minimum of \$61.44 per kilowatt for primary on-peak delivery for each yearly period based on the greatest of (a), (b), (c), (d), or (e) as follows:

- (a) The highest monthly on-peak maximum load during such yearly period;
- (b) The contract capacity, based on the expected on-peak maximum kW demand upon the system;
- (c) Sixty percent of the kW capacity of facilities specified by the customer;
- (d) Primary delivery, \$307,200 per year; or
- (e) Minimum, may be adjusted where customer's service requires an abnormal investment in special facilities.

Payments to be made monthly of not less than 1/12 of the Annual Minimum until the aggregate payments during the contract year equal the Annual Minimum. However, payments made in excess of the amount based on above rate schedule will be applied as a credit on billings for energy used during contract year.

Proposed Rate: (Primary service under current Time-of-Day Rate TOD and Large Time-of-Day Rate TOD will

be served under proposed Time-of-Day Primary Service Rate (TODP):

Proposed Time-of-Day Primary Service Rate TODP

Basic Service Charge (per Month)	\$300.00
Energy Charge (per kWh)	\$0.03653
Maximum Load Charge (per kVA per month)	
Peak Demand Period	\$4.74
Intermediate Demand Period	\$3.16
Base Demand Period	\$1.97

Summer Period - Five Billing Periods of May through September
 Weekdays: Base (all hours), Intern. (10am-10pm), Peak (1pm-7pm)
 Weekends: Base (all hours), Intern. (N/A), Peak (N/A)
 Winter Period - All Other Months
 Weekdays: Base (all hours), Intern. (6am-10pm), Peak (6am-12noon)
 Weekends: Base (all hours), Intern. (N/A), Peak (N/A)

Where:
 the monthly billing demand for the Peak and Intermediate Demand Periods is the greater of:
 a) the maximum measured load in the current billing period, or
 b) a minimum of 50% of the highest billing demand in the preceding eleven (11) monthly billing periods, and

OFF Peak 1.97 \$
 On Peak Sum

9.87

**KENTUCKY-AMERICAN WATER COMPANY
CASE NO. 2010-00036
COMMISSION STAFF'S SECOND SET OF INFORMATION REQUESTS**

Witness: Keith Cartier

16. Refer to Kentucky-American's Response to Commission Staff's First Set of Information Requests, Item 3-3 at 1 - 10.
- a. Provide the annual percentage increases in Kentucky-American's total chemical and chlorine costs for each of the previous five calendar years.
 - b. A schedule that lists each chemical, the contract price for 2009 and the estimated price for 2010 appears at Page 10. Provide a schedule showing the percentage increase between the 2009 contract prices and the 2010 estimated prices for each chemical. Explain each projected price increase.
 - c. Provide all correspondence between Kentucky-American and its chemical suppliers since January 1, 2008 in which the cost of chemicals is discussed.

Response:

- a. 2006 – Total Chemical – 9.6% increase
Chlorine – 28.9% decrease
2007 – Total Chemical – 14.1% increase
Chlorine – 3.7% increase
2008 – Total Chemical – 6.8% increase
Chlorine – 10.1% decrease
2009 – Total Chemical – 27.5% increase
Chlorine – 24.9% decrease
2010 – Total Chemical – 15.3% decrease
Chlorine – 10.7% increase
- b. The 2010 prices are contract prices in place for the year. The schedule in the workpapers comparing the 2010 contract prices and the 2011 estimated prices is on page 12. See the attached schedule with a comparison of the 2009 contract prices, 2010 contract prices, and 2011 estimated prices.
- c. Please refer to the attached.

For the electronic version, refer to KAW_R_PSCDR2#16_043010.pdf.

RICHMOND ROAD STATION					
	2009 Price	Price Change	2010 Price	Price Change	2011 Price
AMMONIA	\$0.940	-60%	\$0.380	3%	\$0.391
CARBON	\$0.880	-2%	\$0.860	3%	\$0.886
CHLORINE	\$0.187	2%	\$0.190	3%	\$0.196
COPPER SULFATE	\$1.360	0%	\$1.360	3%	\$1.401
CORROSION INHIBITOR	\$1.290	-64%	\$0.459	-8%	\$0.425
FERRIC CHLORIDE	-	0%	\$0.108	-1%	\$0.107
FLUORIDE	\$0.315	2%	\$0.320	2%	\$0.326
PACL	\$0.155	-7%	\$0.144	3%	\$0.148
POLYMERS NO 1	\$0.435	-37%	\$0.273	2%	\$0.278
POLYMERS NO 2 (sludge)	\$2.500	-10%	\$2.250	2%	\$2.295
POTASSIUM PERMANGANATE	\$3.460	-26%	\$2.570	3%	\$2.647
SODIUM CHLORIDE	\$0.180	0%	\$0.180	3%	\$0.185
SODIUM HYDROXIDE 30%	-	0%	\$0.000	1%	\$0.000
SODIUM HYDROXIDE 50%	\$0.366	-78%	\$0.080	1%	\$0.081
SODIUM PERMANGANATE	-	0%	\$0.000	3%	\$0.000
SULFURIC ACID (38%)	-	0%	\$0.000	2%	\$0.000
SODIUM THIOSULFATE DRY	\$0.690	-30%	\$0.480	3%	\$0.494
KENTUCKY RIVER STATION					
	2009 Price	Price Change	2010 Price	Price Change	2011 Price
AMMONIA	\$0.940	-60%	\$0.380	3%	\$0.391
CARBON	\$0.680	25%	\$0.850	3%	\$0.876
CHLORINE	\$0.187	2%	\$0.190	3%	\$0.196
COPPER SULFATE	-	0%	\$0.000	3%	\$0.000
CORROSION INHIBITOR	\$1.290	-64%	\$0.459	-8%	\$0.425
FERRIC CHLORIDE	\$0.145	-26%	\$0.108	-1%	\$0.107
FLUORIDE	\$0.315	2%	\$0.320	2%	\$0.326
PACL	\$0.155	-7%	\$0.144	3%	\$0.148
POLYMERS NO 1	\$0.435	-37%	\$0.273	2%	\$0.278
POLYMERS NO 2	\$1.290	-38%	\$0.795	2%	\$0.811
POTASSIUM PERMANGANATE	\$3.460	-25%	\$2.600	3%	\$2.678
SODIUM CHLORIDE	\$0.180	0%	\$0.180	3%	\$0.185
SODIUM HYDROXIDE 30%	-	0%	\$0.000	1%	\$0.000
SODIUM HYDROXIDE 50%	\$0.366	-78%	\$0.080	1%	\$0.081
SODIUM PERMANGANATE	\$0.980	-3%	\$0.955	3%	\$0.984
SULFURIC ACID (38%)	-	0%	\$0.000	2%	\$0.000
SODIUM THIOSULFATE LIQUID	\$0.238	-35%	\$0.155	3%	\$0.160

NORTHERN DIVISION - OWENTON PLANT					
	2009 Price	Price Change	2010 Price	Price Change	2011 Price
AMMONIA	-	0%	\$0.000	3%	\$0.000
CARBON	\$0.850	0%	\$0.850	3%	\$0.876
CHLORINE	\$0.400	0%	\$0.400	3%	\$0.412
COPPER SULFATE	\$1.360	29%	\$1.748	3%	\$1.800
CORROSION INHIBITOR	-	0%	\$0.000	-8%	\$0.000
FERRIC CHLORIDE	\$0.486	-36%	\$0.310	-1%	\$0.307
FLUORIDE	\$0.430	0%	\$0.430	2%	\$0.439
PACL	-	0%	\$0.000	3%	\$0.000
POLYMERS NO 1	\$1.130	-23%	\$0.865	2%	\$0.882
POLYMERS NO 2	-	0%	\$0.000	2%	\$0.000
POTASSIUM PERMANGANATE	\$3.460	-25%	\$2.600	3%	\$2.678
SODIUM CHLORIDE	-	0%	\$0.000	3%	\$0.000
SODIUM HYDROXIDE 30%	\$0.280	-46%	\$0.150	1%	\$0.152
SODIUM HYDROXIDE 50%	\$0.370	-57%	\$0.160	1%	\$0.162
SODIUM PERMANGANATE	\$1.450	-34%	\$0.955	3%	\$0.984
SULFURIC ACID (38%)	\$0.320	-31%	\$0.220	2%	\$0.224
KENTUCKY RIVER POOL 3 PLANT					
	2009 Price	Price Change	2010 Price	Price Change	2011 Price
AMMONIA			\$0.150	3%	\$0.155
CARBON			\$0.860	3%	\$0.886
CHLORINE			\$0.190	3%	\$0.196
COPPER SULFATE			\$0.000	3%	\$0.000
CORROSION INHIBITOR			\$0.459	-8%	\$0.425
FERRIC CHLORIDE			\$0.330	-1%	\$0.327
FLUORIDE			\$0.320	2%	\$0.326
PACL			\$0.179	3%	\$0.184
POLYMERS NO 1			\$0.000	2%	\$0.000
POLYMERS NO 2			\$0.795	2%	\$0.811
POTASSIUM PERMANGANATE			\$2.550	3%	\$2.627
SODIUM CHLORIDE			\$0.180	3%	\$0.185
SODIUM HYDROXIDE 25%			\$0.060	1%	\$0.061
SODIUM HYDROXIDE 50%			\$0.080	1%	\$0.081
SODIUM PERMANGANATE			\$0.955	3%	\$0.984
SULFURIC ACID (38%)			\$0.000	2%	\$0.000
SODIUM THIOSULFATE LIQUID			\$0.155	3%	\$1.597
DECHLORINATION			\$2.350	3%	\$2.421

	2011 forecasted (Global November 2009 forecast)	Preliminary 2011 Forecast Update (2-1-2010)	Comments
Aluminum Sulfate	1	0-2%	modest increase in feed stock pricing (Sulfuric Acid & Aluminum)
Caustic Soda	-6	0-2%	suppliers aiming to stabilize profits on ECU's
Chemicals - Other	2	2 to 4%	General inorganic chemical market will have a modest recovery
Chlorine	3	3%	suppliers aiming to stabilize profits on ECU's
Ferric Chloride	-3	-3 to 1%	Ferrous scrap experiencing increases due to stronger export market. Domestic steel market is projected to have a slow recovery in 2010; however scrap prices are being driven by the export market
HFS (Flouride)	2	2%	modest increase due to lower fertilizer production.
Phosphates	-10	-5 to -10%	new competition will exercise penetration pricing reducing prices further.
Polymers	1	1 to 3%	oil prices projected to remain in the high \$70s
Sulfuric Acid		1 to 3%	related to modest increase in the price of Sulfur and energy.



"Sam Lindmark"
<Sam.Lindmark@CedarChem.com>
08/11/2009 12:56 PM

To <David.Shehee@amwater.com>
cc
bcc
Subject RE: Copper

SCI-62 weighs 10-lb. per gallon.

Therefore, price per pound is 2.475 per pound.

Thank you
Sam Lindmark
CedarChem

-----Original Message-----

From: David.Shehee@amwater.com [mailto:David.Shehee@amwater.com]
Sent: Tuesday, August 11, 2009 12:47 PM
To: Sam.Lindmark@CedarChem.com
Subject: RE: Copper

Sam,

Give me a cost/lb figure.

David

David B. Shehee
Supervisor, Water Quality and Environmental Compliance
Kentucky American Water
2300 Richmond Road
Lexington, Kentucky 40502
(859) 335-3660 Office
(859) 335-3388 Fax
david.shehee@amwater.com
www.kentuckyamwater.com

"Sam Lindmark"
<Sam.Lindmark@CedarChem.com>

08/11/2009 11:56
AM

To
<David.Shehee@amwater.com>
cc
Subject
RE: Copper

David,

I know that I have missed my deadline. I am sorry for that.
If this year's option on the Liquid Copper algae control is past, I will
try
again next year.

Getting a firm freight number on 3 each of the 2x2.5-gal boxes has been the
hold up. It is hard to believe that I can get full 45,000-lb. bulk
truckload freight rates in a couple of hours; but getting a freight number
on 3 small boxes has taken a couple of weeks.

Anyway, for future information: I can deliver the SCI-62 Algae Control in
2x2.5-gal boxes at a delivered cost of \$24.75 per gallon. Minimum order 3
boxes. Quite honestly, a lot of that is freight on a per gallon basis. I
doubt that I am competitive at these numbers with those that bring in full
truckload shipments into a Lexington warehouse and deliver on their own
trucks. But if I am or if I can be of service on this product; simply let
me know.

Thank you

Sam Lindmark
CedarChem

-----Original Message-----

From: David.Shehee@amwater.com [mailto:David.Shehee@amwater.com]
Sent: Monday, August 10, 2009 10:23 AM
To: Sam.Lindmark@CedarChem.com
Subject: Copper

Sam,

If you want a chance at the business, I will need your quote for copper
sulfate for our Northern Division by COB today.

Thanks,

David

David B. Shehee
Supervisor, Water Quality and Environmental Compliance
Kentucky American Water
2300 Richmond Road
Lexington, Kentucky 40502
(859) 335-3660 Office
(859) 335-3388 Fax
david.shehee@amwater.com
www.kentuckyamwater.com



<Sam.Lindmark@cedarchem.net>


09/15/2008 10:29 AM

To <david.shehee@amwater.com>

cc <sam.lindmark@cedarchem.net>

bcc

Subject FW: 2008-2009 Chemical Bid

History:  This message has been forwarded.

FYI

From: Sam.Lindmark@cedarchem.net [mailto:Sam.Lindmark@cedarchem.net]

Sent: Friday, September 12, 2008 4:10 PM

To: 'Gerald.Coyne@amwater.com'

Cc: 'sam.lindmark@cedarchem.net'; 'Candi Wright'; 'Scott Wright'

Subject: 2008-2009 Chemical Bid

Jerry,

We have included pricing on our CedarCLEAR 321. CedarCLEAR 321 is a sulfate-based Zinc Orthophosphate (1:10 ratio)

You requested pricing for 1st quarter 2009 and for ALL of 2009. We have submitted both.

Please know that we can offer better pricing on the 12-month figures IF we are able to tie it to the phosphoric acid commodity index, instead of guessing where the market might be in 6-15 months. We have large municipalities that ask that bid prices be linked to an index rather than firm for a year to avoid paying the "price increase risk" added by vendors as insurance in a volatile market. Also, when the index price decreases, so does the selling price to the large municipality.

Also, I can offer pricing for fourth quarter 2008 better than the 1st quarter 2009, if you are interested.

Thank you for allowing us to participate.

Sincerely

Sam Lindmark
CedarChem



Copy of Completed KAWC 08-09 with ZDP.xls



"Yergey Tammy"
<Tammy.Yergey@kemira.com>
m>

08/18/2009 01:17 PM

To <Gerald.Coyne@amwater.com>

cc <David.Shehee@amwater.com>, "Addington Tina"
<Tina.Addington@kemira.com>

bcc

Subject RE: Kentucky

History: This message has been forwarded.

\$0.1139/lb solution

Tammy Yergey
Inside Sales Manager
Kemira Water

From: Gerald.Coyne@amwater.com [mailto:Gerald.Coyne@amwater.com]
Sent: Tuesday, August 18, 2009 12:13 PM
To: Yergey Tammy
Cc: David.Shehee@amwater.com; Addington Tina
Subject: RE: Kentucky

what is the per pound

Jerry Coyne
Senior Strategic Buyer Chemicals
Operations Services
American Water Works Service Company, Inc
3906 Church Road
Mount Laurel, NJ. 08054
856-727-6219
856-381-1397 Mobile
856-727-6258 Fax
gerald.coyne@amwater.com

Hours: Mon Thru Thursday 7:00 AM--5:30 PM
Hours: Friday Off--Contact Dick Guyer @856-727-6205

For Mailing Purposes
1025 Laurel Oak Road
Voorhees, NJ. 08043

"Yergey Tammy" <Tammy.Yergey@kemira.com>

08/18/2009 01:11 PM

To <Gerald.Coyne@amwater.com>, <David.Shehee@amwater.com>
cc "Addington Tina" <Tina.Addington@kemira.com>
Subject RE: Kentucky

\$569.69/DT dlvd to KY River Station good to 12-31-09. The new price would take effect 9-1-09. Let me know if this will work so I can get the price set up.

What can we do with the Missouri pricing? ☺

Tammy Yergey
Inside Sales Manager
Kemira Water

From: Gerald.Coyne@amwater.com [mailto:Gerald.Coyne@amwater.com]
Sent: Tuesday, August 18, 2009 11:27 AM
To: Yergey Tammy; David.Shehee@amwater.com
Subject: Kentucky

Tammy

I need to the price for Kentucky ASAP

Jerry Coyne
Senior Strategic Buyer Chemicals
Operations Services
American Water Works Service Company, Inc
3906 Church Road
Mount Laurel, NJ. 08054
856-727-6219
856-381-1397 Mobile
856-727-6258 Fax
gerald.coyne@amwater.com

Hours: Mon Thru Thursday 7:00 AM--5:30 PM
Hours: Friday Off--Contact Dick Guyer @856-727-6205

For Mailing Purposes
1025 Laurel Oak Road
Voorhees, NJ. 08043



"Sam Lindmark"
<Sam.Lindmark@CedarChem.com>

08/11/2009 12:56 PM

To <David.Shehee@amwater.com>

cc

bcc

Subject RE: Copper

SCI-62 weighs 10-lb. per gallon.

Therefore, price per pound is 2.475 per pound.

Thank you
Sam Lindmark
CedarChem

-----Original Message-----

From: David.Shehee@amwater.com [mailto:David.Shehee@amwater.com]

Sent: Tuesday, August 11, 2009 12:47 PM

To: Sam.Lindmark@CedarChem.com

Subject: RE: Copper

Sam,

Give me a cost/lb figure.

David

David B. Shehee
Supervisor, Water Quality and Environmental Compliance
Kentucky American Water
2300 Richmond Road
Lexington, Kentucky 40502
(859) 335-3660 Office
(859) 335-3388 Fax
david.shehee@amwater.com
www.kentuckyamwater.com

"Sam Lindmark"
<Sam.Lindmark@CedarChem.com>

08/11/2009 11:56
AM

<David.Shehee@amwater.com>

To

cc

Subject

RE: Copper

David,

I know that I have missed my deadline. I am sorry for that.
If this year's option on the Liquid Copper algae control is past, I will try again next year.

Getting a firm freight number on 3 each of the 2x2.5-gal boxes has been the hold up. It is hard to believe that I can get full 45,000-lb. bulk truckload freight rates in a couple of hours; but getting a freight number on 3 small boxes has taken a couple of weeks.

Anyway, for future information: I can deliver the SCI-62 Algae Control in 2x2.5-gal boxes at a delivered cost of \$24.75 per gallon. Minimum order 3 boxes. Quite honestly, a lot of that is freight on a per gallon basis. I doubt that I am competitive at these numbers with those that bring in full truckload shipments into a Lexington warehouse and deliver on their own trucks. But if I am or if I can be of service on this product; simply let me know.

Thank you

Sam Lindmark
CedarChem

-----Original Message-----

From: David.Shehee@amwater.com [mailto:David.Shehee@amwater.com]
Sent: Monday, August 10, 2009 10:23 AM
To: Sam.Lindmark@CedarChem.com
Subject: Copper

Sam,

If you want a chance at the business, I will need your quote for copper sulfate for our Northern Division by COB today.

Thanks,

David

David B. Shehee
Supervisor, Water Quality and Environmental Compliance
Kentucky American Water
2300 Richmond Road
Lexington, Kentucky 40502
(859) 335-3660 Office
(859) 335-3388 Fax
david.shehee@amwater.com
www.kentuckyamwater.com



DDevine@brenntag.com
05/12/2008 01:17 PM

To david.shehee@amwater.com
cc TRay@brenntag.com, MFryman@brenntag.com
bcc
Subject Sulfuric Acid 38.5% NSF

History: This message has been replied to.

Hello David,

Per our conversation this morning please see the current price for the Sulfuric Acid we discussed:

CODE	PRODUCT	PRICE
647328	Sulfuric Acid 38.5% NSF 566 lb. drum 53 gallons	\$.26 lb.

Per your request we can stock this at our Georgetown warehouse for your convenience.

Please let me know if you have any questions


Thanks much,

David Devine
DISCLAIMER AND NOTICE OF CONFIDENTIAL MATERIAL PLEASE READ
This message and any attachments or other files transmitted with it are CONFIDENTIAL and intended solely for the use of the individual or entity to whom or to which they are addressed. If you are not the intended recipient, or believe you have received this email in error, please do not read, copy, use or disclose this communication to others; also please notify the sender by replying to this message, and then delete it and all accompanying files from your system. Please verify that you will delete the e-mail in your reply. Please note that any views or opinions presented in this email are solely those of the author and do not necessarily represent those of Brenntag or its affiliated companies. Neither Brenntag nor any of its affiliated companies accepts any liability for any damage caused by any virus transmitted by this email or its attachments.



Gerald J
Coyne/SHARVCS/AWWSC
11/06/2008 03:47 PM

To David Shehee/KAWC/AWWSC@AWW
cc
bcc
Subject Fw: Kentucky

History:  This message has been replied to.

here is the original email

Feel free to contact me directly should you have any questions.

Thanks

Jerry


Gerald Coyne
Senior Strategic Buyer Chemicals
Operations Services
American Water Works Service Company, Inc
3906 Church Road
Mount Laurel, NJ. 08054
856-727-6219
856-381-1397 Mobile
856-727-6258 Fax
gerald.coyne@amwater.com

For Mailing Purposes
1025 Laurel Oak Road
Voorhees, NJ. 08043

----- Forwarded by Gerald J Coyne/SHARVCS/AWWSC on 11/06/2008 03:49 PM -----



Gerald J
Coyne/SHARVCS/AWWSC
10/08/2007 09:50 AM

To "McMillen, B" <mcmillenb@chemgroup.com>@AWX
cc Gerald J Coyne/SHARVCS/AWWSC@AWW
Subject Kentucky 

Brett

Attached is the Kentucky award document. Verify all info is correct



KY08Bbonded.xls

Feel free to contact me directly should you have any questions.

Thanks

Jerry

Gerald Coyne

Senior Strategic Buyer Chemicals
Operations Services
American Water Works Service Company, Inc
3906 Church Road
Mount Laurel, NJ. 08054
856-727-6219
856-381-1397 Mobile
856-727-6258 Fax
gerald.coyne@amwater.com

For Mailing Purposes
1025 Laurel Oak Road
Voorhees, NJ. 08043



Gerald J
Coyne/SHARVCS/AWWSC
11/06/2008 03:44 PM

To David Shehee/KAWC/AWWSC@AWW
cc
bcc
Subject Fw: RE:KY Business

here is the email

Feel free to contact me directly should you have any questions.

Thanks

Jerry

Gerald Coyne
Senior Strategic Buyer Chemicals
Operations Services
American Water Works Service Company, Inc
3906 Church Road
Mount Laurel, NJ. 08054
856-727-6219
856-381-1397 Mobile
856-727-6258 Fax
gerald.coyne@amwater.com

For Mailing Purposes
1025 Laurel Oak Road
Voorhees, NJ. 08043

----- Forwarded by Gerald J Coyne/SHARVCS/AWWSC on 11/06/2008 03:46 PM -----



"McMillen, B"
<mcmillenb@chemgroup.com
>
03/31/2008 03:22 PM

To <Gerald.Coyne@amwater.com>
cc
Subject RE:KY Business

I'd like to see if I could get some help with the Owenton KY WTP delivery on Caustic Soda 30%. I'm currently struggling with the following points:

- Lead time – we've only been getting 2-4 days lead time, and we need around 10 working days. Our closest shipping point is Louisville KY, and there is no direct way to Owenton. Since the deliveries are straight truck only, with lift gate, we are limited to our ability to make this delivery.
- Quantity of delivery – they have ordered 10 drums per order. We would prefer to make 20 drum deliveries. This would help with the lead time, and help our overall delivery costs.
- Usage – we did not receive any notice (from the plant) that we were going to have the business, and the volume has been far greater than noted on the bid. The bid stated 50,000 lbs per year, from Feb 9 until now, we've shipped over 23,000 lbs – annualizing over 140,000 lbs
- Selling Price – for some reason, I can't find my original quote. Your bid sheet shows that we were awarded the business @ \$0.11/lb, you gave us on concession to \$0.13/lb. Based on the points above, we need to \$0.16/lb to make the deliveries (at 20 drums per month with 10 day lead time).
- Alum @ Owenton KY WWTP – we haven't received any word from this plant, but I anticipate the

same delivery concerns with this product and delivery. The award reads deliveries of 4 drum orders.

Another concern we have is the Sodium Thiosulfate 30% liquid @ the Lexington KY plant. Our supplier has been forced to resend our support price due to drastically increased raw Sulfur prices. Pricing is currently @ \$0.1345/lb, and they need to get an additional \$0.015/lb – bringing the total to \$0.1495/lb

I appreciate your understanding, and will make myself available to discuss any questions you may have. I can be reached in the office @ (614) 777-9240.

Thank you,

Brett McMillen
Sales Manager
Bonded Chemicals
office: (614) 777-9240
cell: (614) 580-0947
www.chemgroup.com



Gerald J
Coyne/SHARVCS/AWWSC
11/04/2008 03:15 PM

To Timothy M Coy/KAWC/AWWSC@AWW, David
Shehee/KAWC/AWWSC@AWW
cc
bcc

Subject Fw: AW Richmond KY Plant - HFS Pricing

History: This message has been replied to.

David

what is this

Feel free to contact me directly should you have any questions.

Thanks

Jerry

Gerald Coyne
Senior Strategic Buyer Chemicals
Operations Services
American Water Works Service Company, Inc
3906 Church Road
Mount Laurel, NJ. 08054
856-727-6219
856-381-1397 Mobile
856-727-6258 Fax
gerald.coyne@amwater.com

For Mailing Purposes
1025 Laurel Oak Road
Voorhees, NJ. 08043

----- Forwarded by Gerald J Coyne/SHARVCS/AWWSC on 11/04/2008 03:17 PM -----



"Betty Kendall Jones"
<BKJ@lcltd.com>
11/04/2008 03:14 PM

To <timothy.coy@amwater.com>
cc <Gerald.Coyne@amwater.com>
Subject AW Richmond KY Plant - HFS Pricing

<<AW Richmond KY Plant #425.DOC>>

Hello Mr. Coy.

Per your request, I have attached alternate pricing for Fluorosilicic Acid.

Please feel free to give me a call if you have any questions.

Regards,
Betty Kendall-Jones


Vice President
LCI, Ltd.
PH: 800.578.7891, Ext. 124
Fax: 904.249.6489



Email: lcibids@lcltd.com OR bkj@lcltd.com AW Richmond KY Plant #425.DOC



Gerald J
Coyne/SHARVCS/AWWSC
09/29/2008 03:25 PM

To Joe White/KAWC/AWWSC@AWW
cc David Shehee/KAWC/AWWSC@AWW
bcc
Subject Re: Carbon Order from Norit 

Norit is looking into this do not refuse it i will work on the price for you

Feel free to contact me directly should you have any questions.

Thanks

Jerry

Gerald Coyne
Senior Strategic Buyer Chemicals
Operations Services
American Water Works Service Company, Inc
3906 Church Road
Mount Laurel, NJ. 08054
856-727-6219
856-381-1397 Mobile
856-727-6258 Fax
gerald.coyne@amwater.com

For Mailing Purposes
1025 Laurel Oak Road
Voorhees, NJ. 08043

Joe White/KAWC/AWWSC



Joe White/KAWC/AWWSC
09/29/2008 02:58 PM

To Gerald J Coyne/SHARVCS/AWWSC@AWW
cc David Shehee/KAWC/AWWSC@AWW
Subject Carbon Order from Norit

I ordered 10,000 lb. of Hydrodarco B (40# bags) for the Kentucky River Station on Friday, September 26. I received a confirmation today from them showing a price of \$0.79/lb. My 2008 price list shows a price of \$0.72/lb. Should I call and refuse delivery at that price?



Norit Confirmation 092908.pdf

Joe White
Production Supervisor
Kentucky American Water
6300 Cedar Creek Lane
Lexington, Kentucky 40515
Phone 859-268-6342

Fax 859-335-3342
joe.white@amwater.com



Gerald J
Coyne/SHARVCS/AWWSC
09/02/2008 10:12 AM

To David Shehee/KAWC/AWWSC@AWW
cc
bcc
Subject Re: Bid Information

i will David, he was on the original email

Feel free to contact me directly should you have any questions.

Thanks

Jerry

Gerald Coyne
Senior Strategic Buyer Chemicals
Operations Services
American Water Works Service Company, Inc
3906 Church Road
Mount Laurel, NJ. 08054
856-727-6219
856-381-1397 Mobile
856-727-6258 Fax
gerald.coyne@amwater.com

For Mailing Purposes
1025 Laurel Oak Road
Voorhees, NJ. 08043

David Shehee/KAWC/AWWSC

David
Shehee/KAWC/AWWSC
09/02/2008 09:50 AM

To Gerald J Coyne/SHARVCS/AWWSC@AWW
cc
Subject Bid Information

Jerry,

Alan Goldschmidt, with Earthtec, has not received his paperwork for bid purposes. Can you follow up with him on that?

Thanks,

David

David B. Shehee
Water Quality Supervisor
Kentucky American Water
2300 Richmond Road
Lexington, Kentucky 40502

(859) 335-3660 Office
(859) 335-3388 Fax
david.shehee@amwater.com
www.kentuckyamwater.com



Gerald J
Coyne/SHARVCS/AWWSC
08/14/2008 08:10 AM

To David Shehee/KAWC/AWWSC@AWW
cc Dillard Griffin/KAWC/AWWSC@AWW
bcc
Subject Re: Chemical Bids

History: This message has been replied to and forwarded.

David

I got your VM anytime with the exception from 9:30 to 10:30 today is good for our con call, we can discuss your comments to the bid then

Feel free to contact me directly should you have any questions.

Thanks

Jerry

Gerald Coyne
Senior Strategic Buyer Chemicals
Operations Services
American Water Works Service Company, Inc
3906 Church Road
Mount Laurel, NJ. 08054
856-727-6219
856-381-1397 Mobile
856-727-6258 Fax
gerald.coyne@amwater.com

For Mailing Purposes
1025 Laurel Oak Road
Voorhees, NJ. 08043

David Shehee/KAWC/AWWSC

David
Shehee/KAWC/AWWSC
08/13/2008 07:03 PM

To Gerald J Coyne/SHARVCS/AWWSC@AWW
cc Dillard Griffin/KAWC/AWWSC@AWW
Subject Re: Chemical Bids

Jerry,

Here is the contact information:

Contact info for CedarChem:
Candice L Wright
Office Manager
CedarChem, LLC
candi.wright@cedarchem.net
Toll Free: 1-888-883-8289

Phone: 770-748-3863
FAX: 928-832-9201

This will be a bid for the Sludge polymers # IC-7219PWG and also CedarFloc 408

For CCI this is for the Earthtec liquid copper sulfate, contact info is:
email bdunlap@ccichemical.com
phone 800-767-9112

A few other notes for the file and for bidding.

1. The copper sulfate for RRS has a product code description of Ferric Chloride, which is incorrect.
2. Part Numbers 411E-50LB and 430A-50LB, RRS Polymers, should be listed as sludge polymers.
3. Need to add 50% sulfuric acid, 55-gallon drums, for Owenton Water Treatment Plant. Approximately 25,000 wet pounds for the year.
4. The sodium sulfite for BOWW - Treatment is not Aluminum Sulfate, it is a dechlorinating agent. The Product Code Description should reflect this.
5. All Carbon for each facility should be Hydrodarco B.
6. Please add a bid for 38% Ferric Chloride Bulk to RRS. Quantity for year will be approximately 150,000 wet pounds.
7. Please add a bid for copper sulfate liquid to Owenton WTP. 5-gallon pails, 2 each shipment, 10 for the year.

Let me know if there is anything else you need from me Jerry.

David

David B. Shehee
Water Quality Supervisor
Kentucky American Water
2300 Richmond Road
Lexington, Kentucky 40502
(859) 335-3660 Office
(859) 335-3388 Fax
david.shehee@amwater.com
www.kentuckyamwater.com
Gerald J Coyne/SHARVCS/AWWSC



Gerald J
Coyne/SHARVCS/AWWSC
08/12/2008 10:55 AM

To David Shehee/KAWC/AWWSC@AWW
cc Dillard Griffin/KAWC/AWWSC@AWW
Subject Re: Chemical Bids

David

thanks this is the doc that will be going out. i will need an email address for cedarchem and chemical treatment. all of the suppliers that i have listed i show that KY had purchased from in 07. If you would like to include anyelse let me know and i will add them



KY1MasterPrice File.xls

Feel free to contact me directly should you have any questions.

Thanks

Jerry

Gerald Coyne
Senior Strategic Buyer Chemicals
Operations Services
American Water Works Service Company, Inc
3906 Church Road
Mount Laurel, NJ. 08054
856-727-6219
856-381-1397 Mobile
856-727-6258 Fax
gerald.coyne@amwater.com

For Mailing Purposes
1025 Laurel Oak Road
Voorhees, NJ. 08043

David Shehee/KAWC/AWWSC

David
Shehee/KAWC/AWWSC
08/12/2008 10:38 AM

To Gerald J Coyne/SHARVCS/AWWSC@AWW
cc Dillard Griffin/KAWC/AWWSC@AWW
Subject Chemical Bids

Jerry,

We have discussed the bidding for 2009 and would like for you to go ahead and get the process started for Kentucky. Please let me know if you have any questions.

Thanks,

David

David B. Shehee
Water Quality Supervisor
Kentucky American Water
2300 Richmond Road
Lexington, Kentucky 40502
(859) 335-3660 Office
(859) 335-3388 Fax
david.shehee@amwater.com

www.kentuckyamwater.com



Gerald J
Coyne/SHARVCS/AWWSC
07/15/2008 10:59 AM

To David Shehee/KAWC/AWWSC@AWW
cc
bcc
Subject Re: Carus Price Increases

History: This message has been forwarded.

we are still in a holding pattern and in discussions with Carus. This is what has been proposed for KY by Carus

KY: Kentucky River Station/Richmond Rd Station 1:10 ZN ortho Carus 3390 (bulk) \$.69 lb.

Feel free to contact me directly should you have any questions.

Thanks

Jerry

Gerald Coyne
Senior Strategic Buyer Chemicals
Operations Services
American Water Works Service Company, Inc
3906 Church Road
Mount Laurel, NJ. 08054
856-727-6219
856-381-1397 Mobile
856-727-6258 Fax
gerald.coyne@amwater.com

For Mailing Purposes
1025 Laurel Oak Road
Voorhees, NJ. 08043

David Shehee/KAWC/AWWSC

David
Shehee/KAWC/AWWSC
07/15/2008 10:53 AM

To Gerald J Coyne/SHARVCS/AWWSC@AWW
cc
Subject Carus Price Increases

Jerry,

Any word yet on the potential Carus increases?

Thanks,


David

David B. Shehee
Water Quality Supervisor

Kentucky American Water
6300 Cedarcreek Lane
Lexington, Kentucky 40515
(859) 335-3660 office
(859) 335-3388 fax
david.shehee@amwater.com
www.kawc.com
www.bluegrasswater.com



Gerald J
Coyne/SHARVCS/AWWSC
07/02/2008 02:41 PM

To David Shehee/KAWC/AWWSC@AWW
cc JSell@brenntag.com
bcc
Subject Re: Fw: NSF Approval for Sulfuric Acid 38%

Julie

do you have an update on this

Feel free to contact me directly should you have any questions.

Thanks


Jerry

Gerald Coyne
Senior Strategic Buyer Chemicals
Operations Services
American Water Works Service Company, Inc
3906 Church Road
Mount Laurel, NJ. 08054
856-727-6219
856-381-1397 Mobile
856-727-6258 Fax
gerald.coyne@amwater.com

For Mailing Purposes
1025 Laurel Oak Road
Voorhees, NJ. 08043

David Shehee/KAWC/AWWSC

David
Shehee/KAWC/AWWSC
07/02/2008 02:40 PM

To Gerald J Coyne/SHARVCS/AWWSC@AWW
cc JSell@brenntag.com
Subject Re: Fw: NSF Approval for Sulfuric Acid 38%

Any information on this?

Thanks,

David

David B. Shehee
Water Quality Supervisor
Kentucky American Water
6300 Cedar Creek Lane
Lexington, Kentucky 40515
(859) 335-3660 office

(859) 335-3388 fax
david.shehee@amwater.com
www.kawc.com
www.bluegrasswater.com
Gerald J Coyne/SHARVCS/AWWSC



Gerald J
Coyne/SHARVCS/AWWSC
06/27/2008 02:42 PM

To JSell@brenntag.com@AWX
cc David Shehee/KAWC/AWWSC@AWW
Subject Re: Fw: NSF Approval for Sulfuric Acid 38%

Julie

This would be for owneton, it is on the spreadsheet i sent to you

Feel free to contact me directly should you have any questions.

Thanks

Jerry

Gerald Coyne
Senior Strategic Buyer Chemicals
Operations Services
American Water Works Service Company, Inc
3906 Church Road
Mount Laurel, NJ. 08054
856-727-6219
856-381-1397 Mobile
856-727-6258 Fax
gerald.coyne@amwater.com

For Mailing Purposes
1025 Laurel Oak Road
Voorhees, NJ. 08043

JSell@brenntag.com



JSell@brenntag.com
06/27/2008 11:39 AM

To Gerald.Coyne@amwater.com
cc
Subject Re: Fw: NSF Approval for Sulfuric Acid 38%

the 25,000# of sulfuric you want pricing on delivering to Lexington, is it the 38% as well?

Julie Sell
Brenntag Mid-South
3111 North Post Road
Indianapolis, IN 46226
ph: 317.898.8632
ext. 228

Gerald.Coyne@amwater.com

06/27/2008 09:57 AM

To Gerald.Coyne@amwater.com
cc David.Shehee@amwater.com, jsell@brenntag.com
Subject Re: Fw: NSF Approval for Sulfuric Acid 38%

Julie

Can you contact David directly on this

Feel free to contact me directly should you have any questions.

Thanks

Jerry

Gerald Coyne
Senior Strategic Buyer Chemicals
Operations Services
American Water Works Service Company, Inc
3906 Church Road
Mount Laurel, NJ. 08054
856-727-6219
856-381-1397 Mobile
856-727-6258 Fax
gerald.coyne@amwater.com

For Mailing Purposes
1025 Laurel Oak Road
Voorhees, NJ. 08043

Gerald J Coyne/SHARVCS/AWWSC

05/05/2008 09:19 AM

To jsell@brenntag.com
cc David Shehee/KAWC/AWWSC@AWW
Subject Fw: NSF Approval for Sulfuric Acid 38%

Julie

Can you work with Mary on this goes smoothly

Feel free to contact me directly should you have any questions.

Thanks

Jerry

Gerald Coyne
Senior Strategic Buyer Chemicals
Operations Services
American Water Works Service Company, Inc
3906 Church Road
Mount Laurel, NJ. 08054
856-727-6219
856-381-1397 Mobile
856-727-6258 Fax
gerald.coyne@amwater.com

For Mailing Purposes
1025 Laurel Oak Road
Voorhees, NJ. 08043

----- Forwarded by Gerald J Coyne/SHARVCS/AWWSC on 05/05/2008 09:19 AM -----

David
Shehee/KAWC/AWWSC

05/05/2008 09:09 AM

To MFryman@brenntag.com@AWX
cc Gerald J Coyne/SHARVCS/AWWSC@AWW, MMICULIS@brenntag.com, Rick
Buchanan/KAWC/AWWSC@AWW

Subject: Re: Fw: NSF Approval for Sulfuric Acid 38% [Link](#)

Mary,

Can we get an updated price for the NSF approved 38% sulfuric acid. We are going to be trying it in combination with another chemical now.

Thanks,

David

David B. Shehee
Water Quality Supervisor
Kentucky American Water
6300 Cedar Creek Lane
Lexington, Kentucky 40515
(859) 335-3660 office
(859) 335-3388 fax
david.shehee@amwater.com
www.kawc.com
www.bluegrasswater.com

MFryman@brenntag.com

03/14/2007 09:05 AM

To dshehee@kawc.com
cc MMICULIS@brenntag.com
Subject Fw: NSF Approval for Sulfuric Acid 38%

David,

Attached is the NSF letter you requested as well as a link to the NSF website. Yesterday we found out the our Henderson facility has been NSF approved as of 03/20/07, so we now have that location as well as our Tampa, FL location approved.

Hope this give you everything you need. Let me know if there is anything else I can do for you.

Have a wonderful day!

Mary J. Fryman
Customer Service Representative
Brenntag Mid-South, Inc.
110 Carley Drive
Georgetown, KY 40324
Ph: 800-876-2874 Fax: 502-863-2903
E-mail: mfryman@brenntag.com

----- Forwarded by Mary J Fryman/Mid-South/Brenntag on 03/14/2007 08:56 AM -----
Corey L Roberts/Mid-South/Brenntag

03/14/2007 08:25 AM

To Mary J Fryman/Mid-South/Brenntag@Brenntag

cc Lee Kincaid/Mid-South/Brenntag@Brenntag, Mark A
Miculis/Mid-South/Brenntag@Brenntag
Subject: Re: NSF Approval for Sulfuric Acid 38%[Link](#)

Mary:

As discussed, Henderson Facility is, as of 3/20/07, NSF certified on Sulfuric Acid 35% 38.5%, 50%, & 93% from all vendors. Below is the link to NSF's website and the listing I received yesterday afternoon.

<http://www.nsf.org/Certified/PwsChemicals/Listings.asp?Company=34960&Standard=060>

Thanks,

Corey L. Roberts
Director Corporate Safety
Corporate Customer Service Manager
Brenntag Mid-South, Inc.
croberts@brenntag.com
Phone: (270) 830-1242
Fax: (270) 830-1396
Mary J Fryman/Mid-South/Brenntag

03/14/2007 07:14 AM

To Corey L Roberts/Mid-South/Brenntag, Lee Kincaid/Mid-South/Brenntag
cc
Subject NSF Approval for Sulfuric Acid 38%

Good Morning Gentlemen,

I'm looking for a NSF Approval certificate for Sulfuric Acid 38%. We have the bid for KY American Water

delivering to Owen County, KY. It will be coming out of Tampa, FL.

Do either one of you have this?

Thanks,

Mary J. Fryman
Customer Service Representative
Brenntag Mid-South, Inc.
110 Carley Drive
Georgetown, KY 40324
Ph: 800-876-2874 Fax: 502-863-2903
E-mail: mfryman@brenntag.com

If you believe that you received this email in error, please do not read, copy, use or disclose this communication to others; also please notify the sender by replying to this message, and then delete it from your system. Please verify that you will delete the e-mail in your reply. Thank you.


DISCLAIMER AND NOTICE OF CONFIDENTIAL MATERIAL PLEASE READ This message and any attachments or other files transmitted with it are CONFIDENTIAL and intended solely for the use of the individual or entity to whom or to which they are addressed. If you are not the intended recipient, or believe you have received this email in error, please do not read, copy, use or disclose this communication to others; also please notify the sender by replying to this message, and then delete it and all accompanying files from your system. Please verify that you will delete the e-mail in your reply. Please note that any views or opinions presented in this email are solely those of the author and do not necessarily represent those of Brenntag or its affiliated companies. Neither Brenntag nor any of its affiliated companies accepts any liability for any damage caused by any virus transmitted by this email or its



attachments. ARF-20070312_DA05122_34963_060_002.pdf



Gerald J
Coyne/SHARVCS/AWWSC
07/02/2008 08:03 AM

To David Shehee/KAWC/AWWSC@AWW
cc W Richard Guyer/SHARVCS/AWWSC@AWW
bcc
Subject Re: Fw: Budget Vulnerability with zinc ortho price increase 

Carus is trying to raise it's price to AW. A meeting is taking this morning at 9 AM to discuss this issue with Carus. Upon completion we will have further information to pass on to the field.

Feel free to contact me directly should you have any questions.

Thanks


Jerry

Gerald Coyne
Senior Strategic Buyer Chemicals
Operations Services
American Water Works Service Company, Inc
3906 Church Road
Mount Laurel, NJ. 08054
856-727-6219
856-381-1397 Mobile
856-727-6258 Fax
gerald.coyne@amwater.com

For Mailing Purposes
1025 Laurel Oak Road
Voorhees, NJ. 08043

David Shehee/KAWC/AWWSC

David
Shehee/KAWC/AWWSC
07/01/2008 03:57 PM

To Gerald J Coyne/SHARVCS/AWWSC@AWW
cc W Richard Guyer/SHARVCS/AWWSC@AWW
Subject Re: Fw: Budget Vulnerability with zinc ortho price increase 

What about for 2008? WV and NJ appear to be having a price increase from Carus this year. Will this happen in Kentucky as well? I need to account for this if it will.

Thanks,

David

David B. Shehee
Water Quality Supervisor
Kentucky American Water
6300 Cedar Creek Lane
Lexington, Kentucky 40515
(859) 335-3660 office

(859) 335-3388 fax
david.shehee@amwater.com
www.kawc.com
www.bluegrasswater.com
Gerald J Coyne/SHARVCS/AWWSC



Gerald J
Coyne/SHARVCS/AWWSC
07/01/2008 03:30 PM

To David Shehee/KAWC/AWWSC@AWW
cc W Richard Guyer/SHARVCS/AWWSC@AWW
Subject Re: Fw: Budget Vulnerability with zinc ortho price increase

David

i have not gone for pricing for KY as of yet that will happen in the sept timeframe

Feel free to contact me directly should you have any questions.

Thanks

Jerry

Gerald Coyne
Senior Strategic Buyer Chemicals
Operations Services
American Water Works Service Company, Inc
3906 Church Road
Mount Laurel, NJ. 08054
856-727-6219
856-381-1397 Mobile
856-727-6258 Fax
gerald.coyne@amwater.com

For Mailing Purposes
1025 Laurel Oak Road
Voorhees, NJ. 08043

David Shehee/KAWC/AWWSC

David
Shehee/KAWC/AWWSC
07/01/2008 03:23 PM

To Gerald J Coyne/SHARVCS/AWWSC@AWW
cc W Richard Guyer/SHARVCS/AWWSC@AWW
Subject Fw: Budget Vulnerability with zinc ortho price increase

Jerry,

I received this today. I haven't heard of any price increases on chemicals for 2008 for KY, but wanted to verify this with you. Also, have we received any bids for KY for 2009? I see WV has received several already.

Thanks,

David

David B. Shehee
Water Quality Supervisor
Kentucky American Water
6300 Cedar Creek Lane
Lexington, Kentucky 40515
(859) 335-3660 office
(859) 335-3388 fax
david.shehee@amwater.com
www.kawc.com
www.bluegrasswater.com

----- Forwarded by David Shehee/KAWC/AWWSC on 07/01/2008 03:23 PM -----



Bryan Siler/KAWC/AWWSC

07/01/2008 09:02 AM

To David Shehee/KAWC/AWWSC@AWW

cc

Subject Fw: Budget Vulnerability with zinc ortho price increase

FYI

Bryan Siler
Southeast Region
bryan.siler@amwater.com
Phone: (859) 268-6350
Fax: (859) 335-3350

----- Forwarded by Bryan Siler/KAWC/AWWSC on 07/01/2008 09:04 AM -----

Nick Rowe/KAWC/AWWSC

06/30/2008 05:40 PM

To "Keith Cartier" <Keith.Cartier@amwater.com>, "Mr. Bryan Siler" <Bryan.Siler@amwater.com>, "Joe White" <Joe.White@amwater.com>, "Dillard Griffin" <Dillard.Griffin@amwater.com>

cc

Subject Fw: Budget Vulnerability with zinc ortho price increase

I hope we have already addressed these chemical increases in our 2009 business plan.

Wayne Morgan

----- Original Message -----

From: Wayne Morgan
Sent: 06/30/2008 05:19 PM EDT
To: Walter Lynch
Cc: Rochelle Kowalski; Gary Munsch; Nancy Strickland; Douglas Amos; Billie Suder; William Varley; Kathy Pape; William Walsh; John Watson; Nick Rowe;

Steve Tambini; Steven Robbins

Subject: Fw: Budget Vulnerability with zinc ortho price increase

Walter - As a follow-up to the conversation this morning, WV will be showing a vulnerability of \$67,330 for the Carus Chemical increase in pricing in the second half of the year. The Q2RF was already submitted when this issue came up; therefore, it is being listed as a V until Q3RF when it will be imbedded into the reforecast. This V would have been considerably greater had we not stockpiled the chemicals we purchase from Carus prior to June 30, 2008. Since John B was not on the call this morning I copied Steve T for his information. Since Bob S contacted me to see if we received this increase, I assume NJAW was doing what it could to mitigate this increase in cost; however, similar to several WTPs in WV, NJAW may not have enough storage capacity to stockpile through year-end at several of its locations. I also copied Steve Robbins with this information in case there is any update on what legal avenues may be available to AW since Carus is not honoring our contract.

Billie - thanks for pulling this together for WVAW.

thanks,

Wayne

Wayne Morgan tel: +304-340-2000
President fax: +304-340-2076
WV American Water Company cell: +304-989-3232
P.O. Box 1906
Charleston, WV 25327
email: wayne.morgan@amwater.com
www.amwater.com

----- Forwarded by Wayne Morgan/ADMIN/CORP/AWWSC on 06/30/2008 05:06 PM -----



Billie
Suder/WVAWC/AWWSC
06/30/2008 04:59 PM

To "Nancy Strickland" <Nancy.Strickland@amwater.com>,
"Douglas Amos" <Douglas.Amos@amwater.com>, "Wayne
Morgan" <Wayne.Morgan@amwater.com>
cc

Subject Budget Vulnerability with zinc ortho price increase

Nancy,

All plants have now completed the analysis of the impact the Carus price increases on the 2008 budget:

Kanawha Valley: 58,400 dollar total increase spread over Oct, Nov and Dec.

Montgomery: 390 dollar increase split evenly in Nov and Dec.

Bluefield: 900 dollar increase spread over Oct, Nov and Dec.


New River: 5000 dollar increase spread over Oct, Nov and Dec.

Huntington: 2640 dollar increase which will hit in Dec.

Grand total 2008 vulnerability for the company is 67,330 dollars.



Gerald J
Coyne/SHARVCS/AWWSC
05/12/2008 02:20 PM

To MFryman@brenntag.com@AWX, jsell@brenntag.com
cc David.Shehee@amwater.com, DDevine@brenntag.com,
TRay@brenntag.com
bcc
Subject Re: Sulfuric Acid 38.5% NSF 

Mary

Pursuant to the contract between AW and Brenntag, all prices are firm through the contract period, which currently is running calendar. Any questions contact Julie Sell @317-898-8632 ext 228.

Feel free to contact me directly should you have any questions.

Thanks

Jerry

Gerald Coyne
Senior Strategic Buyer Chemicals
Operations Services
American Water Works Service Company, Inc
3906 Church Road
Mount Laurel, NJ. 08054
856-727-6219
856-381-1397 Mobile
856-727-6258 Fax
gerald.coyne@amwater.com

For Mailing Purposes
1025 Laurel Oak Road
Voorhees, NJ. 08043

MFryman@brenntag.com

05/12/2008 02:13 PM

To David.Shehee@amwater.com
cc DDevine@brenntag.com, Gerald.Coyne@amwater.com, TRay@brenntag.com
Subject Re: Sulfuric Acid 38.5% NSF

David,

This pricing is delivered price based on a minimum 4 drum order and is firm thru 09/30/08, per David Devine.

Thank you for your business!

Mary J. Fryman
Customer Service Representative
Brenntag Mid-South, Inc.
324 East Yusen Drive
Georgetown, KY 40324
Ph:800-876-2874 Fax: 502-863-2903
E-mail: mfryman@brenntag.com

David.Shehee@amwater.com

To DDevine@brenntag.com

05/12/2008 01:50 PM

cc MFryman@brenntag.com, TRay@brenntag.com, Gerald.Coyne@amwater.com

Subject Re: Sulfuric Acid 38.5% NSF

Thank you David. Can you confirm that this is the delivered price and that there will be no other cost additions. Also, is this quote good for the remainder of 2008?

David

David B. Shehee
Water Quality Supervisor
Kentucky American Water
6300 Cedar creek Lane
Lexington, Kentucky 40515
(859) 335-3660 office
(859) 335-3388 fax
david.shehee@amwater.com
www.kawc.com
www.bluegrasswater.com

DDevine@brenntag.
com

05/12/2008 01:17
PM

david.shehee@amwater.com

TRay@brenntag.com,
MFryman@brenntag.com

Sulfuric Acid 38.5% NSF

To

cc

Subject

Hello David,

Per our conversation this morning please see the current price for the Sulfuric Acid we discussed:

CODE	PRODUCT	
PRICE		
647328	Sulfuric Acid 38.5% NSF	\$.26
lb.	566 lb. drum	
	53 gallons	

Per your request we can stock this at our Georgetown warehouse for your convenience.

Please let me know if you have any questions

Thanks much,

David Devine
DISCLAIMER AND NOTICE OF CONFIDENTIAL MATERIAL PLEASE READ This message and any attachments or other files transmitted with it are CONFIDENTIAL and intended solely for the use of the individual or entity to whom or to which they are addressed. If you are not the intended recipient, or believe you have received this email in error, please do not read, copy, use or disclose this communication to others; also please notify the sender by replying to this message, and then delete it and all accompanying files from your system. Please verify that you will delete the e-mail in your reply. Please note that any views or opinions presented in this email are solely those of the author and do not necessarily represent those of Brenntag or its affiliated companies. Neither Brenntag nor any of its affiliated companies accepts any liability for any damage caused by any virus transmitted by this email or its attachments.

If you believe that you received this email in error, please do not read, copy, use or disclose this communication to others; also please notify the sender by replying to this message, and then delete it from your system. Please verify that you will delete the e-mail in your reply. Thank you.
DISCLAIMER AND NOTICE OF CONFIDENTIAL MATERIAL PLEASE READ This message and any attachments or other files transmitted with it are CONFIDENTIAL and intended solely for the use of the individual or entity to whom or to which they are addressed. If you are not the intended recipient, or believe you have received this email in error, please do not read, copy, use or disclose this communication to others; also please notify the sender by replying to this message, and then delete it and all accompanying files from your system. Please verify that you will delete the e-mail in your reply. Please note that any views or opinions presented in this email are solely those of the author and do not necessarily represent

those of Brenntag or its affiliated companies. Neither Brenntag nor any of its affiliated companies accepts any liability for any damage caused by any virus transmitted by this email or its attachments.



Gerald J
Coyne/SHARVCS/AWWSC
05/06/2008 08:13 AM

To David Shehee/KAWC/AWWSC@AWW
cc Mary Ellen Pugh/KAWC/AWWSC@AWW
bcc
Subject Re: Univar

History: This message has been replied to.

David

For Owenton we went through Univar. We should ignore this letter, price is .63 for 08

Feel free to contact me directly should you have any questions.

Thanks

Jerry

Gerald Coyne
Senior Strategic Buyer Chemicals
Operations Services
American Water Works Service Company, Inc
3906 Church Road
Mount Laurel, NJ. 08054
856-727-6219
856-381-1397 Mobile
856-727-6258 Fax
gerald.coyne@amwater.com

For Mailing Purposes
1025 Laurel Oak Road
Voorhees, NJ. 08043

David Shehee/KAWC/AWWSC

David
Shehee/KAWC/AWWSC
05/05/2008 04:32 PM

To Gerald J Coyne/SHARVCS/AWWSC@AWW
cc Mary Ellen Pugh/KAWC/AWWSC@AWW
Subject Univar

Jerry,

Attached is another letter from Univar. Not sure if this was bid through you, but the only price that is different than what we have is Hydrodarco B - carbon which we have at \$0.63 and they have listed as \$0.65. Please let me know if that was bid though you and whether we should ignore the letter.



Univar Price Changes 0520080001.pdf

Thanks,

David

David B. Shehee
Water Quality Supervisor
Kentucky American Water
6300 Cedar Creek Lane
Lexington, Kentucky 40515
(859) 335-3660 office
(859) 335-3388 fax
david.shehee@amwater.com
www.kawc.com
www.bluegrasswater.com



Gerald J
Coyne/SHARVCS/AWWSC
04/10/2008 10:59 AM

To David Shehee/KAWC/AWWSC@AWW
cc
bcc
Subject Re: 2009 - 2011 Budgets

History: This message has been forwarded.

David

Based on what is happening in the industry at this time , i would increase your overall budget by 20% for all other chemicals.

If you need to call me

Feel free to contact me directly should you have any questions.

Thanks

Jerry

Gerald Coyne
Senior Strategic Buyer Chemicals
Operations Services
American Water Works Service Company, Inc
3906 Church Road
Mount Laurel, NJ. 08054
856-727-6219
856-381-1397 Mobile
856-727-6258 Fax
gerald.coyne@amwater.com

For Mailing Purposes
1025 Laurel Oak Road
Voorhees, NJ. 08043

David Shehee/KAWC/AWWSC

David
Shehee/KAWC/AWWSC
04/09/2008 03:18 PM

To Gerald J Coyne/SHARVCS/AWWSC@AWW
cc
Subject Re: 2009 - 2011 Budgets

So each other chemical will go up 12% in my forecast for 2009?

David

David B. Shehee
Water Quality Supervisor
Kentucky American Water
6300 Cedar creek Lane

Lexington, Kentucky 40515
(859) 335-3660 office
(859) 335-3388 fax
david.shehee@amwater.com
www.kawc.com
www.bluegrasswater.com
Gerald J Coyne/SHARVCS/AWWSC



Gerald J
Coyne/SHARVCS/AWWSC
04/09/2008 03:16 PM

To David Shehee/KAWC/AWWSC@AWW
cc

Subject Re: 2009 - 2011 Budgets

The 12 percent represents increase across all other chemicals, it is an average number

Feel free to contact me directly should you have any questions.

Thanks

Jerry

Gerald Coyne
Senior Strategic Buyer Chemicals
Operations Services
American Water Works Service Company, Inc
3906 Church Road
Mount Laurel, NJ. 08054
856-727-6219
856-381-1397 Mobile
856-727-6258 Fax
gerald.coyne@amwater.com

For Mailing Purposes
1025 Laurel Oak Road
Voorhees, NJ. 08043

David Shehee/KAWC/AWWSC

David
Shehee/KAWC/AWWSC
04/09/2008 01:52 PM

To Gerald J Coyne/SHARVCS/AWWSC@AWW
cc

Subject 2009 - 2011 Budgets

Jerry,

Are these increases per chemical? Example our DelPac 2020 coagulant would increase 12% in 2009 and so would our cationic polymer (Naclo)? Or are they the expected increase for all chemicals total (in addition to caustic and chlorine)?

State	KY
-------	----

Average of Change from Prior Year Category	Year					Grand Total
	2009	2010	2011	2012	2013	
Caustic Soda	31.0%	14.0%	12.0%	12.0%	12.0%	16.2%
Chemicals - Other	12.0%	5.5%	7.0%	7.0%	7.0%	7.7%
Chlorine	-3.0%	2.0%	15.0%	15.0%	15.0%	8.8%

Thanks,

David

David B. Shehee
Water Quality Supervisor
Kentucky American Water
6300 Cedar Creek Lane
Lexington, Kentucky 40515
(859) 335-3660 office
(859) 335-3388 fax
david.shehee@amwater.com
www.kawc.com
www.bluegrasswater.com



Gerald J
Coyne/SHARVCS/AWWSC
04/07/2008 12:21 PM

To David Shehee/KAWC/AWWSC@AWW
cc Mary Ellen Pugh/KAWC/AWWSC@AWW, Mitzi
Combs/KAWC/AWWSC@AWW
bcc
Subject Re: Ammonia for Kentucky American Water

send me the invoices

Feel free to contact me directly should you have any questions.

Thanks

Jerry

Gerald Coyne
Senior Strategic Buyer Chemicals
Operations Services
American Water Works Service Company, Inc
3906 Church Road
Mount Laurel, NJ. 08054
856-727-6219
856-381-1397 Mobile
856-727-6258 Fax
gerald.coyne@amwater.com

For Mailing Purposes
1025 Laurel Oak Road
Voorhees, NJ. 08043

David Shehee/KAWC/AWWSC

David
Shehee/KAWC/AWWSC
04/07/2008 12:14 PM

To Gerald J Coyne/SHARVCS/AWWSC@AWW
cc Mitzi Combs/KAWC/AWWSC@AWW, Mary Ellen
Pugh/KAWC/AWWSC@AWW
Subject Ammonia for Kentucky American Water

Jerry,

Our contract price for ammonia with Brenntag is 0.269/lb at our Richmond Road Station. They have charged us \$0.282 in January, February, and March. Can you look into this for us?

Thanks,

David

David B. Shehee
Water Quality Supervisor
Kentucky American Water
6300 Cedar creek Lane

Lexington, Kentucky 40515
(859) 335-3660 office
(859) 335-3388 fax
david.shehee@amwater.com
www.kawc.com
www.bluegrasswater.com



Gerald J
Coyne/SHARVCS/AWWSC
01/28/2008 12:49 PM

To David Shehee/KAWC/AWWSC@AWW
cc
bcc

Subject Fw: Cat Flocc LS pricing for Owenton, KY

History: This message has been forwarded.

David

see below

Feel free to contact me directly should you have any questions.

Thanks

Jerry

Gerald Coyne
Senior Strategic Buyer Chemicals
Operations Services
American Water Works Service Company, Inc
3906 Church Road
Mount Laurel, NJ. 08054
856-727-6219
856-381-1397 Mobile
856-727-6258 Fax
gerald.coyne@amwater.com

For Mailing Purposes
1025 Laurel Oak Road
Voorhees, NJ. 08043

----- Forwarded by Gerald J Coyne/SHARVCS/AWWSC on 01/28/2008 12:50 PM -----



Patricia A Allen
<pallen@nalco.com>
01/28/2008 12:40 PM

To Gerald.Coyne@amwater.com
cc

Subject Re: Cat Flocc LS pricing for Owenton, KY

Jerry:

The pricing for 55 gallons drums to be shipped (4) per order is .54/lb.

Let me know if you have any questions.

Patti
630-305-1531



Gerald J
Coyne/SHARVCS/AWWSC
01/07/2008 02:06 PM

To David Shehee/KAWC/AWWSC@AWW
cc
bcc
Subject Re: Price Quotations

History: This message has been forwarded.

disregard this letter

Feel free to contact me directly should you have any questions.

Thanks

Jerry

Gerald Coyne
Senior Strategic Buyer Chemicals
Operations Services
American Water Works Service Company, Inc
3906 Church Road
Mount Laurel, NJ. 08054
856-727-6219
856-381-1397 Mobile
856-727-6258 Fax
gerald.coyne@amwater.com

For Mailing Purposes
1025 Laurel Oak Road
Voorhees, NJ. 08043

David Shehee/KAWC/AWWSC



David
Shehee/KAWC/AWWSC
01/07/2008 12:22 PM

To Gerald J Coyne/SHARVCS/AWWSC@AWW
cc "Charlie Miller" <Charlie.Miller@univarusa.com>, Mary Ellen
Pugh/KAWC/AWWSC@AWW, Rick
Buchanan/KAWC/AWWSC@AWW
Subject Re: Price Quotations



im3511_20080108_013932.tif

David B. Shehee
Water Quality Supervisor
Kentucky American Water
6300 Cedar Creek Lane
Lexington, Kentucky 40515
(859) 335-3660 office

(859) 335-3388 fax
david.shehee@amwater.com
www.kawc.com
www.bluegrasswater.com
Gerald J Coyne/SHARVCS/AWWSC



Gerald J
Coyne/SHARVCS/AWWSC
01/07/2008 12:11 PM

To David Shehee/KAWC/AWWSC@AWW
cc "Charlie Miller" <Charlie.Miller@univarusa.com>, Mary Ellen
Pugh/KAWC/AWWSC@AWW, Rick
Buchanan/KAWC/AWWSC@AWW
Subject Re: Price Quotations

David

i did not receive that letter please forward it to me. KY prices quoted onn the bid are good thru 11-30-08
and no increases are accepted

Feel free to contact me directly should you have any questions.

Thanks

Jerry

Gerald Coyne
Senior Strategic Buyer Chemicals
Operations Services
American Water Works Service Company, Inc
3906 Church Road
Mount Laurel, NJ. 08054
856-727-6219
856-381-1397 Mobile
856-727-6258 Fax
gerald.coyne@amwater.com

For Mailing Purposes
1025 Laurel Oak Road
Voorhees, NJ. 08043

David Shehee/KAWC/AWWSC



David
Shehee/KAWC/AWWSC
01/07/2008 11:51 AM

To "Charlie Miller" <Charlie.Miller@univarusa.com>@AWX
cc Gerald J Coyne/SHARVCS/AWWSC@AWW, Rick
Buchanan/KAWC/AWWSC@AWW, Mary Ellen
Pugh/KAWC/AWWSC@AWW
Subject Price Quotations

Charlie,

I received your letter regarding price increases for Univar in 2008. Please note the following discrepancies from our American Water bids.

You have Hydrodarco B carbon listed as 0.65 when our quote was 0.63 per 55 lb bag.
You don't have Sodium Thiosulfate listed and we have it bid through Univar at 0.200 per drum.

Please clarify these items for me.

Thanks,

David B. Shehee
Water Quality Supervisor
Kentucky American Water
6300 Cedar Creek Lane
Lexington, Kentucky 40515
(859) 335-3660 office
(859) 335-3388 fax
david.shehee@amwater.com
www.kawc.com
www.bluegrasswater.com



Gerald J
Coyne/SHARVCS/AWWSC
01/07/2008 12:11 PM

To David Shehee/KAWC/AWWSC@AWW
cc "Charlie Miller" <Charlie.Miller@univarusa.com>, Mary Ellen
Pugh/KAWC/AWWSC@AWW, Rick
Buchanan/KAWC/AWWSC@AWW
bcc

Subject Re: Price Quotations

History: This message has been replied to.

David

i did not receive that letter please forward it to me. KY prices quoted onn the bid are good thru 11-30-08 and no increases are accepted

Feel free to contact me directly should you have any questions.

Thanks

Jerry

Gerald Coyne
Senior Strategic Buyer Chemicals
Operations Services
American Water Works Service Company, Inc
3906 Church Road
Mount Laurel, NJ. 08054
856-727-6219
856-381-1397 Mobile
856-727-6258 Fax
gerald.coyne@amwater.com

For Mailing Purposes
1025 Laurel Oak Road
Voorhees, NJ. 08043

David Shehee/KAWC/AWWSC



David
Shehee/KAWC/AWWSC
01/07/2008 11:51 AM

To "Charlie Miller" <Charlie.Miller@univarusa.com>@AWX
cc Gerald J Coyne/SHARVCS/AWWSC@AWW, Rick
Buchanan/KAWC/AWWSC@AWW, Mary Ellen
Pugh/KAWC/AWWSC@AWW
Subject Price Quotations

Charlie,

I received you letter regarding price increases for Univar in 2008. Please note the following discrepancies from our American Water bids.

You have Hydrodarco B carbon listed as 0.65 when our quote was 0.63 per 55 lb bag.
You don't have Sodium Thiosulfate listed and we have it bid through Univar at 0.200 per drum.

Please clarify these items for me.

Thanks,

David B. Shehee
Water Quality Supervisor
Kentucky American Water
6300 Cedar creek Lane
Lexington, Kentucky 40515
(859) 335-3660 office
(859) 335-3388 fax
david.shehee@amwater.com
www.kawc.com
www.bluegrasswater.com



JSell@brenntag.com
07/03/2008 09:07 AM

To David.Shehee@amwater.com
cc DHuffstetter@brenntag.com, Gerald.Coyne@amwater.com,
DFIELD@brenntag.com
bcc

Subject Re: NSF Approved Sulfuric Acid

History: This message has been forwarded.

David,

Brenntag is unable to quote your sulfuric acid tote requirements. For safety reasons, we can not deliver totes from a lift gate. They tend to slip, slide and fall off a lift gate.

Pricing for the 50% sulfuric acid in drums is \$.31/# firm thru 12.31.08.

Please let me know if you have any questions.

Julie Sell
Brenntag Mid-South
3111 North Post Road
Indianapolis, IN 46226
ph: 317.898.8632
ext. 228

David.Shehee@amwater.com
07/03/2008 08:56 AM

To DHuffstetter@brenntag.com
cc JSell@brenntag.com, Gerald.Coyne@amwater.com
Subject NSF Approved Sulfuric Acid

Donna,

I need another price from Brenntag for sulfuric acid. Can you get me a price for 38% in 250 Gallon totes and 50% (all NSF approved) in 55-gallon drums and totes? We are using larger volumes than we anticipated. We would need to have a lift gate to move the totes. I anticipate a total of about 20,000 lbs by the end of the year. I would also like to get bids for these for next year.

Thanks,

David

David B. Shehee

Water Quality Supervisor
Kentucky American Water
6300 Cedar Creek Lane
Lexington, Kentucky 40515
(859) 335-3660 office
(859) 335-3388 fax
david.shehee@amwater.com
www.kawc.com
www.bluegrasswater.com

If you believe that you received this email in error, please do not read, copy, use or disclose this communication to others; also please notify the sender by replying to this message, and then delete it from your system. Please verify that you will delete the e-mail in your reply. Thank you.

DISCLAIMER AND NOTICE OF CONFIDENTIAL MATERIAL PLEASE READ This message and any attachments or other files transmitted with it are **CONFIDENTIAL** and intended solely for the use of the individual or entity to whom or to which they are addressed. If you are not the intended recipient, or believe you have received this email in error, please do not read, copy, use or disclose this communication to others; also please notify the sender by replying to this message, and then delete it and all accompanying files from your system. Please verify that you will delete the e-mail in your reply. Please note that any views or opinions presented in this email are solely those of the author and do not necessarily represent those of Brenntag or its affiliated companies. Neither Brenntag nor any of its affiliated companies accepts any liability for any damage caused by any virus transmitted by this email or its attachments.



"Mayo, Rhonda G (WT)"
<Rhonda.Mayo@siemens.com>
01/30/2008 02:23 PM

To <David.Shehee@amwater.com>
cc
bcc

Subject RE: Emailing: Bioxide Price Letter
2008_01_30_11_16_11.pdf

History: This message has been forwarded.

You are welcome, if you are needing a load please give Angela or myself a call.

Have a nice day!

Thanks

Rhonda Mayo
Administrative Assistant II
Siemens Water Technologies Corp.
3202 W. 20th Street
Granite City, IL 62040
Tel. 800-887-8710
Cell 618-407-9920
Fax 618-451-2576

E-mail: Rhonda.Mayo@siemens.com
www.siemens.com/water

-----Original Message-----

From: David.Shehee@amwater.com [mailto:David.Shehee@amwater.com]
Sent: Wednesday, January 30, 2008 1:11 PM
To: Mayo, Rhonda G (WT)
Subject: Re: Emailing: Bioxide Price Letter 2008_01_30_11_16_11.pdf

Thank you Rhonda.

David

David B. Shehee
Water Quality Supervisor
Kentucky American Water
6300 Cedar creek Lane
Lexington, Kentucky 40515
(859) 335-3660 office
(859) 335-3388 fax
david.shehee@amwater.com
www.kawc.com
www.bluegrasswater.com

"Mayo, Rhonda G
(WT) "
<Rhonda.Mayo@siem

To ens.com> <david.shehee@amwater.com>

cc 01/30/2008 11:22 "Orange, Donald D (WT)"
AM <Donald.Orange@siemens.com>,
"Vilmer, Angela (WT)"
<angela.vilmer@siemens.com>

Subject Emailing: Bioxide Price Letter
2008_01_30_11_16_11.pdf

<<Bioxide Price Letter 2008_01_30_11_16_11.pdf>> Dear Mr. Shehee,

Per speaking to your sales representative (Don Orange), The attached letter shows your cost of Bioxide is \$0.164 per pound delivered will stay in effect until the end of 2008. If you have any questions please feel free to contact our office.

Thanks

Rhonda Mayo
Administrative Assistant II
Siemens Water Technologies Corp.
3202 W. 20th Street
Granite City, IL 62040
Tel. 800-887-8710
Cell 618-407-9920
Fax 618-451-2576

E-mail: Rhonda.Mayo@siemens.com
www.siemens.com/water

The message is ready to be sent with the following file or link attachments:

Bioxide Price Letter 2008_01_30_11_16_11.pdf

Note: To protect against computer viruses, e-mail programs may prevent sending or receiving certain types of file attachments. Check your e-mail security settings to determine how attachments are handled.
[attachment "Bioxide Price Letter 2008_01_30_11_16_11.pdf" deleted by David Shehee/KAWC/AWWSC]



"Mayo, Rhonda G (WT)"
<Rhonda.Mayo@siemens.com>

01/30/2008 11:22 AM

To <david.shehee@amwater.com>

cc "Orange, Donald D (WT)" <Donald.Orange@siemens.com>,
"Vilmer, Angela (WT)" <angela.vilmer@siemens.com>

bcc

Subject Emailing: Bioxide Price Letter 2008_01_30_11_16_11.pdf

History:

✉ This message has been replied to and forwarded.

<<Bioxide Price Letter 2008_01_30_11_16_11.pdf>> Dear Mr. Shehee,

Per speaking to your sales representative (Don Orange), The attached letter shows your cost of Bioxide is \$0.164 per pound delivered will stay in effect until the end of 2008. If you have any questions please feel free to contact our office.

Thanks

Rhonda Mayo
Administrative Assistant II
Siemens Water Technologies Corp.
3202 W. 20th Street
Granite City, IL 62040
Tel. 800-887-8710
Cell 618-407-9920
Fax 618-451-2576

E-mail: Rhonda.Mayo@siemens.com
www.siemens.com/water

The message is ready to be sent with the following file or link attachments:

Bioxide Price Letter 2008_01_30_11_16_11.pdf

Note: To protect against computer viruses, e-mail programs may prevent sending or receiving certain types of file attachments. Check your e-mail security settings to determine how attachments are handled.




Bioxide Price Letter 2008_01_30_11_16_11.pdf



MFryman@brenntag.com
06/02/2008 02:33 PM

To: David.Shehee@amwater.com
cc: CDAWSON@brenntag.com, AForbes@brenntag.com
bcc:

Subject: Carbon Delivered 10/05/07 on bol# 899680 Invoice # 368401

History:  This message has been forwarded.

David,

Attached are emails between you and Donna about the freight charges (\$680) that were short paid on the delivery of Carbon that we discussed on Friday.

As you see below in Donna's email sent to you on 10/04/07 explains that we could not get the material to you on 10/05/07. But that we could ship from our Henderson location with you paying the freight. Your reply tells us to ship and list the freight charges separately, which was to us approval for the freight charges.

Please advise after you review.

I appreciate your time.

Mary J. Fryman
Customer Service Representative
Brenntag Mid-South, Inc.
324 East Yusen Drive
Georgetown, KY 40324
Ph: 800-876-2874 Fax: 502-863-2903
E-mail: mfryman@brenntag.com

----- Forwarded by Mary J Fryman/Mid-South/Brenntag on 06/02/2008 02:09 PM -----

Donna J Huffstetler/Mid-South/Brenntag

06/02/2008 01:38 PM

To: Mary J Fryman/Mid-South/Brenntag@Brenntag
cc:

Subject: Fw: Carbon

----- Forwarded by Donna J Huffstetler/Mid-South/Brenntag on 06/02/2008 01:35 PM -----

David.Shehee@amwater.com

m

10/04/2007 05:28 PM

To: DHuffstetler@brenntag.com
cc: CDAWSON@brenntag.com, whitej@kawc.com, MaryEllen.Pugh@amwater.com,
Gerald.Coyne@amwater.com
Subject: Re: Carbon
ct

Donna,

Please send them as we well run out by Monday. The price of the freight should be listed separately.

David B. Shehee
Water Quality Supervisor
Kentucky American Water
6300 Cedar creek Lane
Lexington, Kentucky 40515
(859) 335-3660 office
(859) 335-3388 fax
david.shehee@amwater.com
www.kawc.com
www.bluegrasswater.com

DHuffstetler@brenntag.com

10/04/2007 04:48 PM

dshehee@kawc.com
CDAWSON@brenntag.com
Carbon

To
cc
Subject

Hi David!

I am sorry that we cannot bring all 10 skids of carbon to you tomorrow. I am not sure how much it will cost to have a commercial carrier to deliver it, but from the message that you left with Trish for me, I understand that you are willing to pay for the freight if we can find a carrier to get it all there tomorrow. So, I have our dispatcher in Henderson trying to find a carrier that can deliver your carbon tomorrow. I am not yet sure if he will have any luck, because many of the common carriers will not haul carbon on their trucks. But he is checking for me. I also asked him to get the cost of the delivery so that I can let you know up front what that cost would be. If it all works out, we can either do a prepaid and add on the order, ship it freight collect, or work the additional cost of the freight into your per lb price. Just let me know, which way you prefer to handle it.

I will get back in touch with you as soon as I know more. Do you have a cell # that you want me to contact?

Donna J. Huffstetler

Customer Service Representative
Brenntag Mid-South, Inc., Georgetown, Ky
Ph: 800-876-2874 Fax: 502-863-2903
E-mail Address: dhuffstetler@brenntag.com

DISCLAIMER AND NOTICE OF CONFIDENTIAL MATERIAL PLEASE READ

This message and any attachments or other files transmitted with it are CONFIDENTIAL and intended solely for the use of the individual or entity to whom or to which they are addressed. If you are not the intended recipient, or believe you have received this email in error, please do not read, copy, use or disclose this communication to others; also please notify the sender by replying to this message, and then delete it and all accompanying files from your system. Please verify that you will delete the e-mail in your reply. Please note that any views or opinions presented in this email are solely those of the author and do not necessarily represent those of Brenntag or its affiliated companies. Neither Brenntag nor any of its affiliated companies accepts any liability for any damage caused by any virus transmitted by this email or its attachments.

If you believe that you received this email in error, please do not read, copy, use or disclose this communication to others; also please notify the sender by replying to this message, and then delete it from your system. Please verify that you will delete the e-mail in your reply. Thank you.

If you believe that you received this email in error, please do not read, copy, use or disclose this communication to others; also please notify the sender by replying to this message, and then delete it from your system. Please verify that you will delete the e-mail in your reply. Thank you. DISCLAIMER AND NOTICE OF CONFIDENTIAL MATERIAL PLEASE READ This message and any attachments or other files transmitted with it are CONFIDENTIAL and intended solely for the use of the individual or entity to whom or to which they are addressed. If you are not the intended recipient, or believe you have received this email in error, please do not read, copy, use or disclose this communication to others; also please notify the sender by replying to this message, and then delete it and all accompanying files from your system. Please verify that you will delete the e-mail in your reply. Please note that any views or opinions presented in this email are solely those of the author and do not necessarily represent those of Brenntag or its affiliated companies. Neither Brenntag nor any of its affiliated companies accepts any liability for any damage caused by any virus transmitted by this email or its attachments.



MFryman@brenntag.com
05/12/2008 02:13 PM

To David.Shehee@amwater.com
cc DDevine@brenntag.com, Gerald.Coyne@amwater.com,
TRay@brenntag.com
bcc
Subject Re: Sulfuric Acid 38.5% NSF

David,

This pricing is delivered price based on a minimum 4 drum order and is firm thru 09/30/08, per David Devine.

Thank you for your business!

Mary J. Fryman
Customer Service Representative
Brenntag Mid-South, Inc.
324 East Yusen Drive
Georgetown, KY 40324
Ph:800-876-2874 Fax: 502-863-2903
E-mail: mfryman@brenntag.com

David.Shehee@amwater.com

05/12/2008 01:50 PM

To DDevine@brenntag.com
cc MFryman@brenntag.com, TRay@brenntag.com, Gerald.Coyne@amwater.com
Subject Re: Sulfuric Acid 38.5% NSF

Thank you David. Can you confirm that this is the delivered price and that there will be no other cost additions. Also, is this quote good for the remainder of 2008?

David

David B. Shehee
Water Quality Supervisor
Kentucky American Water
6300 Cedar Creek Lane
Lexington, Kentucky 40515
(859) 335-3660 office
(859) 335-3388 fax
david.shehee@amwater.com
www.kawc.com
www.bluegrasswater.com

DDevine@brenntag.
com

05/12/2008 01:17
PM

david.shehee@amwater.com

TRay@brenntag.com,
MFryman@brenntag.com

To
cc
Subject

Sulfuric Acid 38.5% NSF

Hello David,

Per our conversation this morning please see the current price for the Sulfuric Acid we discussed:

CODE	PRODUCT	
PRICE		
647328	Sulfuric Acid 38.5% NSF	\$.26
lb.		
	566 lb. drum	
	53 gallons	

Per your request we can stock this at our Georgetown warehouse for your convenience.

Please let me know if you have any questions

Thanks much,

David Devine
DISCLAIMER AND NOTICE OF CONFIDENTIAL MATERIAL PLEASE READ This message and any attachments or other files transmitted with it are CONFIDENTIAL and intended solely for the use of the individual or entity to whom or to which they are addressed. If you are not the intended recipient, or believe you have received this email in error, please do not read, copy, use or disclose this communication to others; also please notify the sender by replying to this message, and then delete it and all accompanying files from your system. Please verify that you will delete the e-mail in your reply. Please note that any views or opinions presented in this email are solely those of the author and do not necessarily represent those of Brenntag or its affiliated companies. Neither Brenntag nor any of its affiliated companies accepts any liability for any damage caused by any virus transmitted by this email or its attachments.

If you believe that you received this email in error, please do not read, copy, use or disclose this communication to others; also please notify the sender by replying to this message, and then delete it from your system. Please verify that you will delete the e-mail in your reply. Thank you.

DISCLAIMER AND NOTICE OF CONFIDENTIAL MATERIAL PLEASE READ This message and any attachments or other files transmitted with it are **CONFIDENTIAL** and intended solely for the use of the individual or entity to whom or to which they are addressed. If you are not the intended recipient, or believe you have received this email in error, please do not read, copy, use or disclose this communication to others; also please notify the sender by replying to this message, and then delete it and all accompanying files from your system. Please verify that you will delete the e-mail in your reply. Please note that any views or opinions presented in this email are solely those of the author and do not necessarily represent those of Brenntag or its affiliated companies. Neither Brenntag nor any of its affiliated companies accepts any liability for any damage caused by any virus transmitted by this email or its attachments.



MFryman@brenntag.com
05/12/2008 04:22 PM

To Gerald.Coyne@amwater.com
cc David.Shehee@amwater.com, DDevine@brenntag.com,
jsell@brenntag.com, TRay@brenntag.com
bcc

Subject Re: Sulfuric Acid 38.5% NSF

History: This message has been forwarded.

The pricing will be firm until 12/31/08.

Mary J. Fryman
Customer Service Representative
Brenntag Mid-South, Inc.
324 East Yusen Drive
Georgetown, KY 40324
Ph:800-876-2874 Fax: 502-863-2903
E-mail: mfryman@brenntag.com

Gerald.Coyne@amwater.com

05/12/2008 02:22 PM

To MFryman@brenntag.com, jsell@brenntag.com
cc David.Shehee@amwater.com, DDevine@brenntag.com, TRay@brenntag.com
Subject Re: Sulfuric Acid 38.5% NSF

Mary

Pursuant to the contract between AW and Brenntag, all prices are firm through the contract period, which currently is running calendar. Any questions contact Julie Sell @317-898-8632 ext 228.

Feel free to contact me directly should you have any questions.

Thanks

Jerry

Gerald Coyne
Senior Strategic Buyer Chemicals
Operations Services
American Water Works Service Company, Inc
3906 Church Road
Mount Laurel, NJ. 08054
856-727-6219
856-381-1397 Mobile
856-727-6258 Fax
gerald.coyne@amwater.com

For Mailing Purposes

1025 Laurel Oak Road
Voorhees, NJ. 08043

MFryman@brenntag.
com

05/12/2008 02:13
PM

David.Shehee@amwater.com

To

cc

DDevine@brenntag.com,
Gerald.Coyne@amwater.com,
TRay@brenntag.com

Subject

Re: Sulfuric Acid 38.5% NSF

David,

This pricing is delivered price based on a minium 4 drum order and is firm thru 09/30/08, per David Devine.

Thank you for your business!

Mary J. Fryman
Customer Service Representative
Brenntag Mid-South, Inc.
324 East Yusen Drive
Georgetown, KY 40324
Ph:800-876-2874 Fax: 502-863-2903
E-mail: mfryman@brenntag.com

David.Shehee@amwater.
com

05/12/2008 01:50 PM

DDevine@brenntag.com

To

cc

MFryman@brenntag.com, TRay@brenntag.com,
Gerald.Coyne@amwater.com

Subject

Re: Sulfuric Acid 38.5% NSF

Thank you David. Can you confirm that this is the delivered price and that there will be no other cost additions. Also, is this quote good for the remainder of 2008?

David

David B. Shehee
Water Quality Supervisor
Kentucky American Water
6300 Cedar creek Lane
Lexington, Kentucky 40515
(859) 335-3660 office
(859) 335-3388 fax
david.shehee@amwater.com
www.kawc.com
www.bluegrasswater.com

DDevine@brenntag.
com

05/12/2008 01:17
PM

david.shehee@amwater.com

TRay@brenntag.com,
MFryman@brenntag.com

Sulfuric Acid 38.5% NSF

To

cc

Subject

Hello David,

Per our conversation this morning please see the current price for the Sulfuric Acid we discussed:

CODE	PRODUCT	
PRICE		
647328	Sulfuric Acid 38.5% NSF	\$.26
lb.	566 lb. drum	
	53 gallons	

Per your request we can stock this at our Georgetown warehouse for your convenience.

Please let me know if you have any questions

Thanks much,

David Devine
DISCLAIMER AND NOTICE OF CONFIDENTIAL MATERIAL PLEASE READ This message and any attachments or other files transmitted with it are CONFIDENTIAL and intended solely for the use of the individual or entity to whom or to which they are addressed. If you are not the intended recipient, or believe you have received this email in error, please do not read, copy, use or disclose this communication to others; also please notify the sender by replying to this message, and then delete it and all accompanying files from your system. Please verify that you will delete the e-mail in your reply. Please note that any views or opinions presented in this email are solely those of the author and do not necessarily represent those of Brenntag or its affiliated companies. Neither Brenntag nor any of its affiliated companies accepts any liability for any damage caused by any virus transmitted by this email or its attachments.

If you believe that you received this email in error, please do not read, copy, use or disclose this communication to others; also please notify the sender by replying to this message, and then delete it from your system. Please verify that you will delete the e-mail in your reply. Thank you.
DISCLAIMER AND NOTICE OF CONFIDENTIAL MATERIAL PLEASE READ This message and any attachments or other files transmitted with it are CONFIDENTIAL and intended solely for the use of the individual or entity to whom or to which they are addressed. If you are not the intended recipient, or believe you have received this email in error, please do not read, copy, use or disclose this communication to others; also please notify the sender by replying to this message, and then delete it and all accompanying files from your system. Please verify that you will delete the e-mail in your reply. Please note that any views or opinions presented in this email are solely those of the author and do not necessarily represent those of Brenntag or its affiliated companies. Neither Brenntag nor any of its affiliated companies accepts any liability for any damage caused by any virus transmitted by this email or its attachments.

If you believe that you received this email in error, please do not read, copy, use or disclose this communication to others; also please notify the sender by replying to this message, and then delete it from your system. Please verify that you will delete the e-mail in your reply. Thank you.
DISCLAIMER AND NOTICE OF CONFIDENTIAL MATERIAL PLEASE READ This message and any attachments or other files transmitted with it are CONFIDENTIAL and intended solely for the use of the individual or entity to whom or to which they are addressed. If you are not the intended recipient, or believe you have received this email in error, please do not read, copy, use or disclose this communication to others; also please notify the sender by replying to this message, and then delete it and all accompanying files from your system. Please verify that you will delete the e-mail in your reply. Please note that any views or opinions presented in this email are solely those of the author and do not necessarily represent those of Brenntag or its affiliated companies. Neither Brenntag nor any of its affiliated companies

accepts any liability for any damage caused by any virus transmitted by this email or its attachments.



"Smith Stacey"
<Stacey.Smith@kemira.com>


01/30/2008 12:23 PM

To <david.shehee@amwater.com>

cc "Yergey Tammy" <Tammy.Yergey@kemira.com>, "Tenny Steve" <Steve.Tenny@kemira.com>, "Clark Tom" <Tom.Clark@kemira.com>, "Lafond Judy"

bcc

Subject RE: FeCl3 pricing for KY River Station treatment plant, Lexington, KY

History:  This message has been forwarded.

David, per your request, the same pricing is in effect for both the KY River Station facility and also the Richmond Rd. facility. Both are in effect until 12-31-08

The price breakdown on a liquid pound basis is \$0.097/#

Thanks

Stacey R. Smith
Regional Sales Manager
Kemira Water
615-973-0346

From: Smith Stacey
Sent: Wednesday, January 30, 2008 12:12 PM
To: 'david.shehee@amwater.com'
Cc: Yergey Tammy; Tenny Steve; Clark Tom; Lafond Judy
Subject: FeCl3 pricing for KY River Station treatment plant, Lexington, KY

Hi David,

Per your request, I have updated pricing for you.

Full 44,000# truckloads, 37-42% FeCl3, delivered to Lexington, KY, \$505/dry ton, pricing good to 12-31-08.

Thanks

Stacey R. Smith
Regional Sales Manager
Kemira Water

Phone: 615-973-0346
Fax: 502-384-9318
stacey.smith@kemira.com
www.kemira.com

This electronic communication, including any attachments, contains information from Kemira Water Solutions Inc. or its subsidiaries that may be legally privileged, confidential, and exempt from disclosure under applicable law. If you are not the intended recipient, any use or dissemination of this communication or its attachment(s) is strictly prohibited and may be illegal. If you have received this communication in error, please notify the sender immediately, destroy any printed copies and delete it from all computers on which it may be stored.



"Smith Stacey"
<Stacey.Smith@kemira.com>

01/30/2008 12:11 PM

To <david.shehee@amwater.com>

cc "Yergey Tammy" <Tammy.Yergey@kemira.com>, "Tenny
Steve" <Steve.Tenny@kemira.com>, "Clark Tom"
<Tom.Clark@kemira.com>, "Lafond Judy"

bcc

Subject FeCl3 pricing for KY River Station treatment plant, Lexington,
KY

Hi David,

Per your request, I have updated pricing for you.

Full 44,000# truckloads, 37-42% FeCl3, delivered to Lexington, KY, \$505/dry ton, pricing good to
12-31-08.

Thanks

Stacey R. Smith
Regional Sales Manager
Kemira Water

Phone: 615-973-0346
Fax: 502-384-9318
stacey.smith@kemira.com
www.kemira.com

This electronic communication, including any attachments, contains information from Kemira Water Solutions Inc. or its subsidiaries that may be legally privileged, confidential, and exempt from disclosure under applicable law. If you are not the intended recipient, any use or dissemination of this communication or its attachment(s) is strictly prohibited and may be illegal. If you have received this communication in error, please notify the sender immediately, destroy any printed copies and delete it from all computers on which it may be stored.

W Richard
Guyer/SHARVCS/AWWSC
01/06/2009 11:44 AM

To: David Shehee/KAWC/AWWSC@AWW
cc: Gerald J Coyne/SHARVCS/AWWSC@AWW, Paul J
Feria/ADMIN/CORP/AWWSC@AWW
bcc:
Subject: Re: Carus Invoices

History: This message has been replied to and forwarded.

David

We have reviewed the Carus invoices for KY received after August 1, 2008. There are four invoices as follows:

Invoice Number	Invoice Date	Unit Cost	Quantity
Invoice Amount	Invoice Status		
10010669	08/15/08	\$0.273/lb.	43,420lbs.
\$11,853.66	Paid		
Adjustment invoiced to AW		\$.5900/lb.	"
\$13764.14	Paid		
10011189	09/18/08	\$0.2730/lb.	43,660lbs.
\$11,919.19	Paid		
No adjustment received nor accepted			
10011654	10/21/08	\$0.5200/lb.	44,400lbs.
\$23088.00	Paid		
No adjustment appropriate as billed at higher price			
10012199	11/26/08	\$0.6190/lb.	44,580lbs.
\$27595.02	Paid		
No adjustment appropriate as billed at higher price			

The total accrual should be \$13,764.14. Again, note that this additional charge was paid.

Please call if you have any questions.

Dick Guyer

W. Richard Guyer
Category Manager
Operations Services
3906 Church Road
Mt. Laurel, NJ 08954
Tel: 856-727-6205
Cell: 856-381-2408
Fax: 856-727-6259

Mailing Instructions
1025 Laurel Oak Road
Voorhees, NJ 08043
David Shehee/KAWC/AWWSC

David
Shehee/KAWC/AWWSC

To: W Richard Guyer/SHARVCS/AWWSC@AWW

01/06/2009 10:26 AM

cc Gerald J Coyne/SHARVCS/AWWSC@AWW

Subject Carus Invoices

Dick,

The first two invoices were billed at the old \$0.273. The third one (beginning in October) was billed at \$0.52. Jerry's E-mail with the spreadsheet (attached) for the differences in the billed amount had the corrected billed amount for KY as \$0.59, so was there a difference paid on the October invoice as well?



Carus 080608 Order.pdf Carus 090208 Order.pdf Carus Invoice 10011654.pdf amwaterbalancedue102808page2.xls


Thanks,

David

David B. Shehee
Supervisor, Water Quality and Environmental Compliance
Kentucky American Water
2300 Richmond Road
Lexington, Kentucky 40502
(859) 335-3660 Office
(859) 335-3388 Fax
david.shehee@amwater.com
www.kentuckyamwater.com

W Richard
Guyer/SHARVCS/AWWSC
12/30/2008 04:23 PM

To David Shehee/KAWC/AWWSC@AWW
cc
bcc
Subject Carus Pricing Change Dates and Prices

History:  This message has been replied to.

David

Below is the table with the price changes and dates.



KY Carus Price Changes.xls


Dick

W. Richard Guyer
Category Manager
Operations Services
3906 Church Road
Mt. Laurel, NJ 08954
Tel: 856-727-6205
Cell: 856-381-2408
Fax: 856-727-6259

Mailing Instructions
1025 Laurel Oak Road
Voorhees, NJ 08043



Gerald J
Coyne/SHARVCS/AWWSC
09/16/2009 08:23 AM

To David Shehee/KAWC/AWWSC@AWW
cc Mary Ellen Pugh/KAWC/AWWSC@AWW, Mitzi
Combs/KAWC/AWWSC@AWW, Timothy M
Coy/KAWC/AWWSC@AWW, Kathy
bcc
Subject Re: Fw: American Water 

Mary Ellen

This PO, 15131787 is currently open for the chlorine tablets and needs to be cancelled and replaced with a new PO @2.61 the new price. I have updated the intranet price sheet to reflect the following. Supplier remains Brenntag

Chlorine ,100%-55LB (Tablets) 2.5 inch or smaller
--


Jerry Coyne
Senior Strategic Buyer Chemicals
Operations Services
American Water Works Service Company, Inc
3906 Church Road
Mount Laurel, NJ. 08054
856-727-6219
856-381-1397 Mobile
856-727-6258 Fax
gerald.coyne@amwater.com

Hours: Mon Thru Thursday 7:00 AM--5:30 PM
Hours: Friday Off--Contact Dick Guyer @856-727-6205

For Mailing Purposes
1025 Laurel Oak Road
Voorhees, NJ. 08043

David Shehee/KAWC/AWWSC

David
Shehee/KAWC/AWWSC
09/15/2009 03:10 PM

To Gerald J Coyne/SHARVCS/AWWSC@AWW
cc Mary Ellen Pugh/KAWC/AWWSC@AWW, Mitzi
Combs/KAWC/AWWSC@AWW, Timothy M
Coy/KAWC/AWWSC@AWW
Subject Re: Fw: American Water 

Jerry,

Thank you for getting this together. We will stick with Univar on the cylinders due to the significant cost difference.

We would like Brenntag to stock the 2 5/8 inch chlorine tablets for our Rockwell Village WWTP.

Mary Ellen,

Please set up a PO for the Brenntag chlorine tablets for the remainder of the year using the same information you used to set up the other order for tablets from them (Tim can give you a specific amount for the remainder of the year.

Thanks,

David

David B. Shehee
Supervisor, Water Quality and Environmental Compliance
Kentucky American Water
2300 Richmond Road
Lexington, Kentucky 40502
(859) 335-3660 Office
(859) 335-3388 Fax
david.shehee@amwater.com
www.kentuckyamwater.com
Gerald J Coyne/SHARVCS/AWWSC



Gerald J
Coyne/SHARVCS/AWWSC
09/15/2009 01:55 PM

To David Shehee/KAWC/AWWSC@AWW, Mary Ellen
Pugh/KAWC/AWWSC@AWW
cc

Subject Fw: American Water

David and Mary Ellen

See below and advise

Jerry Coyne
Senior Strategic Buyer Chemicals
Operations Services
American Water Works Service Company, Inc
3906 Church Road
Mount Laurel, NJ. 08054
856-727-6219
856-381-1397 Mobile
856-727-6258 Fax
gerald.coyne@amwater.com

Hours: Mon Thru Thursday 7:00 AM--5:30 PM
Hours: Friday Off--Contact Dick Guyer @856-727-6205

For Mailing Purposes
1025 Laurel Oak Road
Voorhees, NJ. 08043

----- Forwarded by Gerald J Coyne/SHARVCS/AWWSC on 09/15/2009 01:54 PM -----



DFIELD@brenntag.com

09/15/2009 01:52 PM

To Gerald.Coyne@amwater.com

cc atrue@brenntag.com

Subject Fw: American Water

Jerry, the smaller chlorine tablets we carry are 2 5/8 inch and are made by Norweco. We do carry them but their much more expensive. They are \$2.61 /lb. We don't have any in our Georgetown KY branch right now but can in just a couple days. Let me know if you want us to contact Owenton about a stock level. I've attached a spec sheet if you want to review it or forward it to someone for review. The tablet size would probably be a good spec to add to your spreadsheets.

Chlorine's the real ugly one. Right now I can't take on any more tonnage at the prices we maintained at your other locations. The chlorine increases of July are still holding. That was about \$0.12/lb. Right now the best I can do is offer you the price we bid last in KY plus the \$0.12 /lb.

That will put the tons at \$0.30/lb delivered and the 150's at \$0.50/lb. I know that's ugly but I don't have any options right now. Sorry.

(See attached file: BioSanitizer Specs.pdf)

Thanks
Don Field
Indianapolis District Manager
Brenntag Mid-South
3111 N. Post Rd
Indianapolis, IN 46226
317-898-8632 ext 230

----- Forwarded by Don W Field/Mid-South/Brenntag on 09/15/2009 01:13 PM

Alesia K
True/Mid-South/Br
enntag

09/15/2009 10:15
AM

To
Don W Field/Mid-South/Brenntag

cc

Subject
American Water

Don,

Jerry Coyne has requested the following.

For Kentucky, he needs 2 1/2 " or less chlorine tablets. The 3" will not feed correctly.

ASAP - For Kentucky River and Richmond, he would like a price on 1 ton chlorine cyl. They are having problems with Univar..... Also, 150# chlorine cyl. for Owenton.

Jerry Coyne
856-727-6219
856-381-1397 Mobile
856-727-6258 Fax
gerald.coyne@amwater.com

Thank you,
Alesia K. True
Customer Service Manager
Brenntag Mid-South, Inc.
Indianapolis, IN 46226

317-898-8632 Ext. 228
DISCLAIMER AND NOTICE OF CONFIDENTIAL MATERIAL PLEASE READ This message and any attachments or other files transmitted with it are CONFIDENTIAL and intended solely for the use of the individual or entity to whom or to which they are addressed. If you are not the intended recipient, or believe you have received this email in error, please do not read, copy, use or disclose this communication to others; also please notify the sender by replying to this message, and then delete it and all accompanying files from your system. Please verify that you will delete the e-mail in your reply. Please note that any views or opinions presented in this email are solely those of the author and do not necessarily represent those of Brenntag or its affiliated companies. Neither Brenntag nor any of its affiliated companies accepts any liability for any damage caused by any virus transmitted by this email or its attachments.

[attachment "BioSanitizer Specs.pdf" deleted by David Shehee/KAWC/AWWSC]



Gerald J
Coyne/SHARVCS/AWWSC
08/10/2009 03:51 PM

To David Shehee/KAWC/AWWSC@AWW
cc
bcc

Subject Fw: PVS ferric chloride 38% for Lexington. KY

History: This message has been replied to.

David

See below, i am waiting on kemiras quote

Jerry Coyne
Senior Strategic Buyer Chemicals
Operations Services
American Water Works Service Company, Inc
3906 Church Road
Mount Laurel, NJ. 08054
856-727-6219
856-381-1397 Mobile
856-727-6258 Fax
gerald.coyne@amwater.com

Hours: Mon Thru Thursday 7:00 AM--5:30 PM
Hours: Friday Off--Contact Dick Guyer @856-727-6205

For Mailing Purposes
1025 Laurel Oak Road
Voorhees, NJ. 08043

----- Forwarded by Gerald J Coyne/SHARVCS/AWWSC on 08/10/2009 03:51 PM -----



"Edelstein, Phil"
<PEDELSTEIN@PVSCHEMICALS.COM>
08/10/2009 03:46 PM

To "Gerald.Coyne@amwater.com"
<Gerald.Coyne@amwater.com>
cc

Subject PVS ferric chloride 38% for Lexington. KY

Jerry,

The ferric chloride 38% price for Lexington. KY is \$.135 per wet lb. This price is firm until 12/31/09 and is based on usage of ~215,000 wet lbs per year.

Best regards,

Phil Edelstein
PVS Technologies
Cell Ph: 313-718-0421
Fax: 775-369-3413

From: Gerald.Coyne@amwater.com [mailto:Gerald.Coyne@amwater.com]
Sent: Monday, August 10, 2009 11:30 AM
To: Edelstein, Phil
Subject: RE: PVS ferric chloride polymer blend

Jerry,

Can you get me a quote for bulk loads of ferric chloride for our RRS? For total volume, you can use about 215,000 we lbs.

Thanks,

David

David B. Shehee
Supervisor, Water Quality and Environmental Compliance
Kentucky American Water
2300 Richmond Road
Lexington, Kentucky 40502
(859) 335-3660 Office
(859) 335-3388 Fax
david.shehee@amwater.com
www.kentuckyamwater.com

Jerry Coyne
Senior Strategic Buyer Chemicals
Operations Services
American Water Works Service Company, Inc
3906 Church Road
Mount Laurel, NJ. 08054
856-727-6219
856-381-1397 Mobile
856-727-6258 Fax
gerald.coyne@amwater.com

Hours: Mon Thru Thursday 7:00 AM--5:30 PM
Hours: Friday Off--Contact Dick Guyer @856-727-6205

For Mailing Purposes
1025 Laurel Oak Road
Voorhees, NJ. 08043



Gerald J
Coyne/SHARVCS/AWWSC
06/18/2009 01:35 PM

To David Shehee/KAWC/AWWSC@AWW
cc W Richard Guyer/SHARVCS/AWWSC@AWW
bcc
Subject Final document

David

You can use this as the final document. Although I will still try and reduce some cost you can use these numbers to make your selections. Any additional reductions will just be a bonus for KY



KY Master Q3 File.xls

Gerald Coyne
Senior Strategic Buyer Chemicals
Operations Services
American Water Works Service Company, Inc
3906 Church Road
Mount Laurel, NJ. 08054
856-727-6219
856-381-1397 Mobile
856-727-6258 Fax
gerald.coyne@amwater.com

Hours: Mon Thru Thursday 6:00 AM--4:30 PM
Hours: Friday Off--Contact Dick Guyer @856-727-6205

For Mailing Purposes
1025 Laurel Oak Road
Voorhees, NJ. 08043



Gerald J
Coyne/SHARVCS/AWWSC
05/05/2009 09:12 AM

To David Shehee/KAWC/AWWSC@AWW
cc
bcc
Subject Re: Univar

History: This message has been forwarded.

\$0.23 per pound delivered,

Gerald Coyne
Senior Strategic Buyer Chemicals
Operations Services
American Water Works Service Company, Inc
3906 Church Road
Mount Laurel, NJ. 08054
856-727-6219
856-381-1397 Mobile
856-727-6258 Fax
gerald.coyne@amwater.com

Hours: Mon Thru Thursday 6:00 AM--4:30 PM
Hours: Friday Off--Contact Dick Guyer @856-727-6205

For Mailing Purposes
1025 Laurel Oak Road
Voorhees, NJ. 08043

David Shehee/KAWC/AWWSC

David
Shehee/KAWC/AWWSC
05/04/2009 11:48 AM

To Gerald J Coyne/SHARVCS/AWWSC@AWW
cc
Subject Univar

Jerry,

Need to get a quote from Univar on USALCOs 55-gallon drums of Alum.

Thanks,

David

David B. Shehee
Supervisor, Water Quality and Environmental Compliance
Kentucky American Water
2300 Richmond Road

Lexington, Kentucky 40502
(859) 335-3660 Office
(859) 335-3388 Fax
david.shehee@amwater.com
www.kentuckyamwater.com



Gerald J
Coyne/SHARVCS/AWWSC
10/17/2008 08:46 AM

To David Shehee/KAWC/AWWSC@AWW

cc

bcc

Subject final docs

History: This message has been forwarded.

here are the docs i will speak to chad about quickplace

- 2009 Aquatic Control.xls
- 2009 ASI.xls
- 2009 Bonded Chemical.xls
- 2009 Brenntag.xls
- 2009 CedarChem.xls
- 2009 Delta.xls
- 2009 Kemira.xls
- 2009 Univar.xls
- 2009 LCI.xls
- 2009 Nalco.xls
- 2009 Norit.xls
- 2009 Siemens.xls
- 2009 Univar.xls
- KY Intranet File.xls

Feel free to contact me directly should you have any questions.

Thanks

Jerry

Gerald Coyne
Senior Strategic Buyer Chemicals
Operations Services
American Water Works Service Company, Inc
3906 Church Road
Mount Laurel, NJ. 08054
856-727-6219
856-381-1397 Mobile
856-727-6258 Fax
gerald.coyne@amwater.com


For Mailing Purposes
1025 Laurel Oak Road
Voorhees, NJ. 08043



Gerald J
Coyne/SHARVCS/AWWSC
10/16/2008 07:59 AM













To David Shehee/KAWC/AWWSC@AWW
cc Gerald J Coyne/SHARVCS/AWWSC@AWW
bcc

Subject 2009 KY PO's

History:  This message has been replied to and forwarded.

David

Attached are the signed Purchase Orders placed with KY's suppliers for the year 2009 for your records.

         
Aquatic Control.pdf ASI.pdf Bonded.pdf Brenntag.pdf CedarChem.pdf Delta.pdf Kemira.pdf LCI.pdf Nalco.pdf Norit.pdf
 
Siemens.pdf Univar.pdf

Feel free to contact me directly should you have any questions.

Thanks

Jerry

Gerald Coyne
Senior Strategic Buyer Chemicals
Operations Services
American Water Works Service Company, Inc
3906 Church Road
Mount Laurel, NJ. 08054
856-727-6219
856-381-1397 Mobile
856-727-6258 Fax
gerald.coyne@amwater.com

For Mailing Purposes
1025 Laurel Oak Road
Voorhees, NJ. 08043



Gerald J
Coyne/SHARVCS/AWWSC
10/06/2008 08:45 AM

To David Shehee/KAWC/AWWSC@AWW
cc
bcc

Subject 2009 Prices

History:  This message has been forwarded.

David

Here is what will be posted on the intranet. Can you have the locations place the 2009 PO's today so that i can follow up with the suppliers and have them sign the PO's



KY Intranet File.xls

Feel free to contact me directly should you have any questions.

Thanks

Jerry

Gerald Coyne
Senior Strategic Buyer Chemicals
Operations Services
American Water Works Service Company, Inc
3906 Church Road
Mount Laurel, NJ. 08054
856-727-6219
856-381-1397 Mobile
856-727-6258 Fax
gerald.coyne@amwater.com

For Mailing Purposes
1025 Laurel Oak Road
Voorhees, NJ. 08043



Gerald J
Coyne/SHARVCS/AWWSC
09/24/2008 09:48 AM

To David Shehee/KAWC/AWWSC@AWW
cc Dillard Griffin/KAWC/AWWSC@AWW, Joe
White/KAWC/AWWSC@AWW, Mitzi
Combs/KAWC/AWWSC@AWW, R Kevin
bcc
Subject Re: Fw: KY updated [icon]

got it

Feel free to contact me directly should you have any questions.

Thanks

Jerry

Gerald Coyne
Senior Strategic Buyer Chemicals
Operations Services
American Water Works Service Company, Inc
3906 Church Road
Mount Laurel, NJ. 08054
856-727-6219
856-381-1397 Mobile
856-727-6258 Fax
gerald.coyne@amwater.com

For Mailing Purposes
1025 Laurel Oak Road
Voorhees, NJ. 08043

David Shehee/KAWC/AWWSC

David
Shehee/KAWC/AWWSC
09/24/2008 09:40 AM

To Gerald J Coyne/SHARVCS/AWWSC@AWW
cc Dillard Griffin/KAWC/AWWSC@AWW, Joe
White/KAWC/AWWSC@AWW, Mitzi
Combs/KAWC/AWWSC@AWW, R Kevin
Kruchinski/KAWC/AWWSC@AWW, Rick
Buchanan/KAWC/AWWSC@AWW
Subject Re: Fw: KY updated [icon]

Jerry,

You are correct. I should have clarified my statement by saying that they are a new supplier on bulk loads of ZOP. They only provided dry sludge polymer last year. There were a few delays on their delivery, so we want to make sure we know their delivery notification needs on ZOP, which is critical to our operation.

Thanks,

David

David B. Shehee
Supervisor of Water Quality and Environmental Compliance
Kentucky American Water
2300 Richmond Road
Lexington, Kentucky 40502
(859) 335-3660 Office
(859) 335-3388 Fax
david.shehee@amwater.com
www.kentuckyamwater.com
Gerald J Coyne/SHARVCS/AWWSC



Gerald J
Coyne/SHARVCS/AWWSC
09/24/2008 09:35 AM

To David Shehee/KAWC/AWWSC@AWW
cc Dillard Griffin/KAWC/AWWSC@AWW, Joe
White/KAWC/AWWSC@AWW, Mitzi
Combs/KAWC/AWWSC@AWW, R Kevin
Kruchinski/KAWC/AWWSC@AWW, Rick
Buchanan/KAWC/AWWSC@AWW
Subject Re: Fw: KY updated 

David

CedarChem is not a new supplier to Kentucky AW, you purchased from them last year which is why the bid on the product

Feel free to contact me directly should you have any questions.

Thanks

Jerry

Gerald Coyne
Senior Strategic Buyer Chemicals
Operations Services
American Water Works Service Company, Inc
3906 Church Road
Mount Laurel, NJ. 08054
856-727-6219
856-381-1397 Mobile
856-727-6258 Fax
gerald.coyne@amwater.com

For Mailing Purposes
1025 Laurel Oak Road
Voorhees, NJ. 08043

David Shehee/KAWC/AWWSC

David
Shehee/KAWC/AWWSC
09/24/2008 09:33 AM

To Gerald J Coyne/SHARVCS/AWWSC@AWW
cc Mitzi Combs/KAWC/AWWSC@AWW, Joe

White/KAWC/AWWSC@AWW, Dillard
Griffin/KAWC/AWWSC@AWW, Rick
Buchanan/KAWC/AWWSC@AWW, R Kevin
Kruchinski/KAWC/AWWSC@AWW
Subject Fw: KY updated

Jerry,

A few additional items. Please find out what type of turnaround times on orders vendors need, particularly CedarChem as they are new to us. Also, please remind the bid winners of our delivery requirements, including a drivers license and delivery information fax 24-hours prior to delivery, MSDS sheets (necessary for the first load delivered and following any revisions), certificates of analysis, and a chemical sample for testing prior to unloading.


Thanks,

David

David B. Shehee
Supervisor of Water Quality and Environmental Compliance
Kentucky American Water
2300 Richmond Road
Lexington, Kentucky 40502
(859) 335-3660 Office
(859) 335-3388 Fax
david.shehee@amwater.com
www.kentuckyamwater.com

----- Forwarded by David Shehee/KAWC/AWWSC on 09/24/2008 09:30 AM -----

David
Shehee/KAWC/AWWSC
09/24/2008 09:24 AM

To Gerald J Coyne/SHARVCS/AWWSC, Bryan
Siler/KAWC/AWWSC, Pamela A Mikaelian/KAWC/AWWSC
cc Dillard Griffin/KAWC/AWWSC@AWW, Rick
Buchanan/KAWC/AWWSC@AWW, Timothy M
Coy/KAWC/AWWSC@AWW, Joe
White/KAWC/AWWSC@AWW, R Kevin
Kruchinski/KAWC/AWWSC@AWW, Mitzi
Combs/KAWC/AWWSC@AWW, Keith L
Cartier/KAWC/AWWSC@AWW, Mary Ellen
Pugh/KAWC/AWWSC@AWW
Subject Re: KY updated 

Jerry,

Attached are the 2009 Chemical Bid Winners for Kentucky American Water. We are going with 1-year pricing agreements in all cases. We will set up our 2009 POs based upon these bid prices.

Note that I updated your spreadsheet to include the Aquatic Control bid (they sent in E-mail form only) for copper sulfate and awarded them the bid. Also, CedarChem had lower bids for polymers and they performed well in jar testing, but we need to perform plant trials prior to switching to their products.

Bryan and Pam,

Can you forward this information to Sheila as she needs it for her information as well.

[attachment "KY 2009 bids Rollup from Coyne 092408 revised by Shehee 092408 to include Aquatic Control.xls" deleted by David Shehee/KAWC/AWWSC]

Let me know if you have any questions.

Thanks,

David

David B. Shehee
Supervisor of Water Quality and Environmental Compliance
Kentucky American Water
2300 Richmond Road
Lexington, Kentucky 40502
(859) 335-3660 Office
(859) 335-3388 Fax
david.shehee@amwater.com
www.kentuckyamwater.com
Gerald J Coyne/SHARSVCS/AWWSC



Gerald J
Coyne/SHARSVCS/AWWSC

To David Shehee/KAWC/AWWSC@AWW

cc

09/23/2008 08:02 PM

Subject KY updated

with basic

[attachment "KY1MasterPrice File.xls" deleted by David Shehee/KAWC/AWWSC]

Feel free to contact me directly should you have any questions.

Thanks

Jerry

Gerald Coyne
Senior Strategic Buyer Chemicals
Operations Services
American Water Works Service Company, Inc
3906 Church Road
Mount Laurel, NJ. 08054
856-727-6219
856-381-1397 Mobile
856-727-6258 Fax
gerald.coyne@amwater.com

For Mailing Purposes
1025 Laurel Oak Road

Voorhees, NJ. 08043



Gerald J
Coyne/SHARVCS/AWWSC
09/19/2008 02:53 PM

To David Shehee/KAWC/AWWSC@AWW
cc
bcc

Subject Fw: RE: Aquatic control

History: This message has been forwarded.

Feel free to contact me directly should you have any questions.

Thanks

Jerry

Gerald Coyne
Senior Strategic Buyer Chemicals
Operations Services
American Water Works Service Company, Inc
3906 Church Road
Mount Laurel, NJ. 08054
856-727-6219
856-381-1397 Mobile
856-727-6258 Fax
gerald.coyne@amwater.com

For Mailing Purposes
1025 Laurel Oak Road
Voorhees, NJ. 08043

----- Forwarded by Gerald J Coyne/SHARVCS/AWWSC on 09/19/2008 02:55 PM -----



"Matt Johnson"
<mattj@aquaticcontrol.com>
09/19/2008 02:07 PM

To <Gerald.Coyne@amwater.com>
cc
Subject RE:

See additional information below...

Jerry

We were told the KY operation is using a product called EarthTec Algaecide. We have a similar product called Algimycin PWF (NSF). Both products are 5% Copper. I have attached a label for the Algimycin PWF. We can offer the following prices for this product in 30 gallon drums:

2009 90 day price - \$13.65/gallon or \$1.24/lb.
2009 remainder of year price - \$14.97/gallon or \$1.36/lb.

Or we can offer the Cutrine Plus algaecide which is a 9% Copper product at the same prices as we quoted

for Richmond:

2009 90 day price - \$19.90/gallon or \$1.80/lb.
2009 remainder of year price - \$20.49/gallon or \$1.86/lb.

Please let me know if you need any further information to complete these bids. I look forward to hearing from you on the results of these and any future opportunities.

Thank you

Matt

Matthew K. Johnson
Aquatic Control, Inc.

800-753-5253 ext. 262
mattj@aquaticcontrol.com
www.aquaticcontrol.com

From: Gerald.Coyne@amwater.com [mailto:Gerald.Coyne@amwater.com]
Sent: Friday, September 19, 2008 10:54 AM
To: mattj@aquaticcontrol.com
Subject: RE:

yes i need the KY pricing today

Feel free to contact me directly should you have any questions.

Thanks

Jerry

Gerald Coyne
Senior Strategic Buyer Chemicals
Operations Services
American Water Works Service Company, Inc
3906 Church Road
Mount Laurel, NJ. 08054
856-727-6219
856-381-1397 Mobile
856-727-6258 Fax
gerald.coyne@amwater.com

For Mailing Purposes
1025 Laurel Oak Road
Voorhees, NJ. 08043

"Matt Johnson" <mattj@aquaticcontrol.com>

09/19/2008 10:54 AM

To <Gerald.Coyne@amwater.com>
cc
Subject RE:

Jerry

Thank you...so are we good to go on the bid that I sent over? Thanks again for the opportunities. I will watch for the other bid(s).

Take care

Matt

From: Gerald.Coyne@amwater.com [mailto:Gerald.Coyne@amwater.com]
Sent: Friday, September 19, 2008 10:46 AM
To: mattj@aquaticcontrol.com
Subject: RE:

Matt

i am looking for the Kentucky bid

Feel free to contact me directly should you have any questions.

Thanks

Jerry

Gerald Coyne
Senior Strategic Buyer Chemicals
Operations Services
American Water Works Service Company, Inc
3906 Church Road
Mount Laurel, NJ. 08054
856-727-6219
856-381-1397 Mobile
856-727-6258 Fax
gerald.coyne@amwater.com

For Mailing Purposes
1025 Laurel Oak Road
Voorhees, NJ. 08043

"Matt Johnson" <mattj@aquaticcontrol.com>

09/19/2008 10:41 AM

To <Gerald.Coyne@amwater.com>
cc
Subject RE:

Jerry

I thought that I sent you a copy of the bid/w prices for Richmond plant in the e-mail that I sent on Monday. I apologize if that was not attached. Please review the attached form and let me know if there is something else that I need to fill out on the spreadsheet? Keep in touch with other opportunities. We will probably call on the Kentucky plant again at the beginning of the season.

Thank you

Matt

Matthew K. Johnson
Aquatic Control, Inc.

800-753-5253 ext. 262
mattj@aquaticcontrol.com
www.aquaticcontrol.com

From: Gerald.Coyne@amwater.com [mailto:Gerald.Coyne@amwater.com]
Sent: Friday, September 19, 2008 10:10 AM
To: mattj@aquaticcontrol.com
Subject: Re:

Matt

.I need the bid back

Feel free to contact me directly should you have any questions.

Thanks

Jerry

Gerald Coyne
Senior Strategic Buyer Chemicals
Operations Services
American Water Works Service Company, Inc
3906 Church Road
Mount Laurel, NJ. 08054
856-727-6219
856-381-1397 Mobile
856-727-6258 Fax
gerald.coyne@amwater.com

For Mailing Purposes
1025 Laurel Oak Road
Voorhees, NJ. 08043
"Matthew K. Johnson" <matjt@aquaticcontrol.com>

09/18/2008 07:23 AM

To <Gerald.Coyne@amwater.com>

cc

Subject

Please respond to
matjt@aquaticcontrol.com

Jerry

We have interest is in the KY American Water Lexington. We met with them earlier this season with some ideas on how to solve problems they were experiencing in their reservoir. They are currently using an algacide. We have an algacide that is very similar, as well as some that are probably a little better. If this product also goes out for bid, I would like the opportunity to discuss this with you further. Any other reservoirs that are experiencing algae problems, or currently using algacides in their opporations would be of interest to us. Just let me know your thoughts.

I had a family emergency arise this morning and will probably be in and out of the office this week and early next. I will try to check my e-mails and see if we need to get together via phone.

Thank you again for your assistance!

Take care

Matt

Matt

Thanks the electronic version is what i need, and yes i manage all of AW's chemicals for every state

Feel free to contact me directly should you have any questions.

Thanks

Jerry

Gerald Coyne
Senior Strategic Buyer Chemicals
Operations Services
American Water Works Service Company, Inc
3906 Church Road
Mount Laurel, NJ. 08054
856-727-6219
856-381-1397 Mobile
856-727-6258 Fax
gerald.coyne@amwater.com

For Mailing Purposes
1025 Laurel Oak Road
Voorhees, NJ. 08043
"Matt Johnson" <mattj@aquaticcontrol.com>

09/15/2008 12:03 PM

To <Gerald.Coyne@amwater.com>
cc

Subject RE: 2009 Indiana bid Corrected due date is 9-22-2008

Mr. Coyne

Attached is the bid document for Aquatic Control, Inc. We have supplied the Cutrine Plus Algaecide to the Richmond, IN plant for the last few years. Is this electronic copy OK, or should I mail a copy to you as well? Please let me know.

Do you manage the purchases for other states as well? I know that we have been discussing similar products with a KY American Water plant. I just wondered if we could have the opportunity to bid in other states where we sell products. Let me know if there are any other opportunities available.

Thank you

Matt

Matthew K. Johnson
Aquatic Control, Inc.

800-753-5253 ext. 262
mattj@aquaticcontrol.com
www.aquaticcontrol.com

From: Gerald.Coyne@amwater.com [mailto:Gerald.Coyne@amwater.com]
Sent: Tuesday, August 26, 2008 8:38 AM
Cc: Richard.Guyer@amwater.com; Paul.Ferla@amwater.com; Gerald.Coyne@amwater.com
Subject: 2009 Indiana bid Corrected due date is 9-22-2008
Importance: High

Attached is a spreadsheet containing the chemicals for the State of Indiana for 2009. Within the spreadsheet you will now find product description, monthly usage, delivery address and any special delivery requirement. American Water is requiring both 1 year pricing effective 12-1-2008 through 11-30-2009, and 90 day pricing effective 12-1-2008 through 2-28-2009. All potential suppliers are required to provide both set of prices. American Water will not accept any bid that is not complete. 1 Year price is to be placed in column S and the 90 day pricing is to be placed in T.

The spreadsheet will be due back to American Water on 9-22-2008, and this date is firm and will not be changed or extended under any circumstance

Feel free to contact me directly should you have any questions.

Thanks

Jerry

Gerald Coyne
Senior Strategic Buyer Chemicals

Operations Services
American Water Works Service Company, Inc
3906 Church Road
Mount Laurel, NJ. 08054
856-727-6219
856-381-1397 Mobile
856-727-6258 Fax
gerald.coyne@amwater.com

For Mailing Purposes
1025 Laurel Oak Road
Voorhees, NJ. 08043



Gerald J
Coyne/SHARVCS/AWWSC
09/19/2008 01:09 PM

To David Shehee/KAWC/AWWSC@AWW
cc
bcc

Subject Fw: BID-AWW-2009-KY1 File-Bonded Chemicals.xls

History: This message has been forwarded.

updated

Feel free to contact me directly should you have any questions.

Thanks

Jerry

Gerald Coyne
Senior Strategic Buyer Chemicals
Operations Services
American Water Works Service Company, Inc
3906 Church Road
Mount Laurel, NJ. 08054
856-727-6219
856-381-1397 Mobile
856-727-6258 Fax
gerald.coyne@amwater.com

For Mailing Purposes
1025 Laurel Oak Road
Voorhees, NJ. 08043

----- Forwarded by Gerald J Coyne/SHARVCS/AWWSC on 09/19/2008 01:11 PM -----



"McMillen, B"
<mcmillenb@chemgroup.com
>
09/19/2008 11:19 AM

To <Gerald.Coyne@amwater.com>
cc
Subject BID-AWW-2009-KY1 File-Bonded Chemicals.xls

Jerry,

I have attached pricing for the bulk Sodium Thio, and the dry to 1 location. We will only be able to bid this one product due to the availability of material, and your request for firm pricing.

Please call me if you have any questions.

Thank you,

Brett McMillen
Sales Manager
Bonded Chemicals

office: (614) 777-9240
cell: (614) 580-0947
www.chemgroup.com



2008-Letter-AwW-BCI-KY Bid.doc BID-AwW-2009-KY1 File-Bonded Chemicals.xls



Gerald J
Coyne/SHARVCS/AWWSC
09/19/2008 10:47 AM

To David Shehee/KAWC/AWWSC@AWW
cc
bcc
Subject Fw: KAWC Bid 2008-2009

History: This message has been forwarded.

here is an updated bid from CedarChem

Feel free to contact me directly should you have any questions.

Thanks

Jerry

Gerald Coyne
Senior Strategic Buyer Chemicals
Operations Services
American Water Works Service Company, Inc
3906 Church Road
Mount Laurel, NJ. 08054
856-727-6219
856-381-1397 Mobile
856-727-6258 Fax
gerald.coyne@amwater.com

For Mailing Purposes
1025 Laurel Oak Road
Voorhees, NJ. 08043

----- Forwarded by Gerald J Coyne/SHARVCS/AWWSC on 09/19/2008 10:49 AM -----



<Sam.Lindmark@cedarchem.
net>
09/19/2008 10:44 AM

To <Gerald.Coyne@amwater.com>
cc "Candi Wright" <candi.wright@cedarchem.net>,
<sam.lindmark@cedarchem.net>
Subject KAWC Bid 2008-2009

Attached, please find our bid on the chemicals requested by your Kentucky American Water facility.

If you have any questions, please let me know.

Thank you

Sam Lindmark
CedarChem
859-489-6763



Completed KAWC 2008-2009 Chemical Bid with ZDP.xls



Gerald J
Coyne/SHARVCS/AWWSC
09/17/2008 07:01 AM

To David Shehee/KAWC/AWWSC@AWW
cc
bcc
Subject Fw: REVISION NO. 2 BID FROM THATCHER CO. OF NEW
YORK: State of Kentucky Opening Sept. 21, 2008 @ 5 PM
EST

History: This message has been forwarded.

Feel free to contact me directly should you have any questions.

Thanks

Jerry

Gerald Coyne
Senior Strategic Buyer Chemicals
Operations Services
American Water Works Service Company, Inc
3906 Church Road
Mount Laurel, NJ. 08054
856-727-6219
856-381-1397 Mobile
856-727-6258 Fax
gerald.coyne@amwater.com

For Mailing Purposes
1025 Laurel Oak Road
Voorhees, NJ. 08043

----- Forwarded by Gerald J Coyne/SHARVCS/AWWSC on 09/17/2008 07:02 AM -----



"Wendy Richmond"
<wendyr@tchem.com>
09/16/2008 05:45 PM

To <Gerald.Coyne@amwater.com>
cc <craig.thatcher@tchem.com>, "Diane Barlow"
<diane@tchem.com>, <Ann.Pavlick@tchem.com>,
<hal.turnbow@tchem.com>, "Braidon Chamberlain"
<braidon.chamberlain@tchem.com>,
<Shawn.Peterson@tchem.com>, "Ronald Henricksen"
<ronald.henricksen@tchem.com>
Subject REVISION NO. 2 BID FROM THATCHER CO. OF NEW
YORK: State of Kentucky Opening Sept. 21, 2008 @ 5 PM
EST

Tuesday, September 16, 2008

Gerald Coyne @ American Water Works, NJ

Re: Revision No. 2
State of Kentucky Chemical Bid Opening Sept. 21, 2008 @ 5:00 p.m. EST

Dear Mr. Coyne:

On behalf of Diane Barlow, President, Craig Thatcher, Vice President, and Ann Pavlick, Account Manager, respectively, we hereby submit **Revision No. 2** for the State of Kentucky chemical requirements for 2009 **excluding Appendix A and B**.

We appreciate the opportunity to bid and look forward to hearing from you.

| Wendy Richmond | Thatcher Company of New York |



American Water Works, KY 2008-9-21 Revision 2 FINAL (Thatcher Co. of NY).pdf



Gerald J
Coyne/SHARVCS/AWWSC
09/16/2008 03:54 PM

To David Shehee/KAWC/AWWSC@AWW
cc W Richard Guyer/SHARVCS/AWWSC@AWW
bcc

Subject Re: Fw: BID-AWW-2009-KY1 File-Bonded Chemicals.xls

History: This message has been forwarded.

they submitted prices for products they will not deliver, i have them re doing the bid

Feel free to contact me directly should you have any questions.

Thanks

Jerry

Gerald Coyne
Senior Strategic Buyer Chemicals
Operations Services
American Water Works Service Company, Inc
3906 Church Road
Mount Laurel, NJ. 08054
856-727-6219
856-381-1397 Mobile
856-727-6258 Fax
gerald.coyne@amwater.com

For Mailing Purposes
1025 Laurel Oak Road
Voorhees, NJ. 08043

David Shehee/KAWC/AWWSC

David
Shehee/KAWC/AWWSC
09/16/2008 03:26 PM

To Gerald J Coyne/SHARVCS/AWWSC@AWW
cc W Richard Guyer/SHARVCS/AWWSC@AWW
Subject Re: Fw: BID-AWW-2009-KY1 File-Bonded Chemicals.xls

Jerry,

I called Bonded and they told me the prices were both for Sodium Thiosulfate. One was for the liquid at KRS and the other was for the solid at RRS.

David

David B. Shehee
Water Quality Supervisor
Kentucky American Water
2300 Richmond Road
Lexington, Kentucky 40502
(859) 335-3660 Office

(859) 335-3388 Fax
david.shehee@amwater.com
www.kentuckyamwater.com
Gerald J Coyne/SHARVCS/AWWSC



Gerald J
Coyne/SHARVCS/AWWSC
09/16/2008 02:40 PM

To David Shehee/KAWC/AWWSC@AWW
cc W Richard Guyer/SHARVCS/AWWSC@AWW
Subject Re: Fw: BID-AWW-2009-KY1 File-Bonded Chemicals.xls

David

Bonded needs to re bid this, they provided wrong and incomplete pricing

Feel free to contact me directly should you have any questions.

Thanks

Jerry

Gerald Coyne
Senior Strategic Buyer Chemicals
Operations Services
American Water Works Service Company, Inc
3906 Church Road
Mount Laurel, NJ. 08054
856-727-6219
856-381-1397 Mobile
856-727-6258 Fax
gerald.coyne@amwater.com

For Mailing Purposes
1025 Laurel Oak Road
Voorhees, NJ. 08043

David Shehee/KAWC/AWWSC

David
Shehee/KAWC/AWWSC
09/16/2008 09:11 AM

To Gerald J Coyne/SHARVCS/AWWSC@AWW
cc W Richard Guyer/SHARVCS/AWWSC@AWW
Subject Re: Fw: BID-AWW-2009-KY1 File-Bonded Chemicals.xls

Thanks Jerry. Is the Bonded price good for KRS and RRS? They only bid for RRS.

Thanks,

David

David B. Shehee
Water Quality Supervisor
Kentucky American Water
2300 Richmond Road
Lexington, Kentucky 40502
(859) 335-3660 Office
(859) 335-3388 Fax
david.shehee@amwater.com
www.kentuckyamwater.com
Gerald J Coyne/SHARVCS/AWWSC



Gerald J
Coyne/SHARVCS/AWWSC
09/16/2008 08:42 AM

To David Shehee/KAWC/AWWSC@AWW
cc W Richard Guyer/SHARVCS/AWWSC@AWW
Subject Re: Fw: BID-AWW-2009-KY1 File-Bonded Chemicals.xls

David

the two prices submitted by Bonded are firm for 90 days and 1 year. Bonded letter references other products that in the past they provided to us and will not bid due to Bonded's supplier not providing year long prices to Bonded

Feel free to contact me directly should you have any questions.

Thanks

Jerry

Gerald Coyne
Senior Strategic Buyer Chemicals
Operations Services
American Water Works Service Company, Inc
3906 Church Road
Mount Laurel, NJ. 08054
856-727-6219
856-381-1397 Mobile
856-727-6258 Fax
gerald.coyne@amwater.com

For Mailing Purposes
1025 Laurel Oak Road
Voorhees, NJ. 08043

David Shehee/KAWC/AWWSC

David
Shehee/KAWC/AWWSC
09/15/2008 11:36 AM

To Gerald J Coyne/SHARVCS/AWWSC@AWW, W Richard
Guyer/SHARVCS/AWWSC@AWW
cc
Subject Fw: BID-AWW-2009-KY1 File-Bonded Chemicals.xls

Jerry and Dick,

I am not sure what we should make of this bid. Bonded submitted a bid for 50% caustic at RRS only and sodium thiosulfate at RRS only. They submit a letter stating that their suppliers are making it impossible to hold prices firm until December 31, 2009.

I need to know whether the price for 50% caustic is good for KRS as well as RRS and whether the price is firm until December 31, 2009, for that chemical.

Thanks,

David

David B. Shehee
Water Quality Supervisor
Kentucky American Water
2300 Richmond Road
Lexington, Kentucky 40502
(859) 335-3660 Office
(859) 335-3388 Fax
david.shehee@amwater.com
www.kentuckyamwater.com

----- Forwarded by David Shehee/KAWC/AWWSC on 09/15/2008 11:36 AM -----



Gerald J
Coyne/SHARSVCS/AWWSC

To David Shehee/KAWC/AWWSC@AWW

cc

09/11/2008 03:16 PM

Subject Fw: BID-AWW-2009-KY1 File-Bonded Chemicals.xls

David

see the letter attached with this

Feel free to contact me directly should you have any questions.

Thanks

Jerry

Gerald Coyne
Senior Strategic Buyer Chemicals
Operations Services
American Water Works Service Company, Inc
3906 Church Road
Mount Laurel, NJ. 08054
856-727-6219
856-381-1397 Mobile
856-727-6258 Fax
gerald.coyne@amwater.com

For Mailing Purposes

1025 Laurel Oak Road
Voorhees, NJ. 08043

----- Forwarded by Gerald J Coyne/SHARSVCS/AWWSC on 09/11/2008 03:17 PM -----



"McMillen, B"

<mcmillenb@chemgroup.co
m>

To <Gerald.Coyne@amwater.com>

cc

09/11/2008 03:13 PM

Subject BID-AWW-2009-KY1 File-Bonded Chemicals.xls

Jerry,

Here's what we can do on the KY bid.

Please give me a call if you have any questions.

Thank you,

Brett McMillen
Sales Manager
Bonded Chemicals
office: (614) 777-9240
cell: (614) 580-0947
www.chemgroup.com

[attachment "2008-Letter-AWW-BCI-KY Bid.doc" deleted by David Shehee/KAWC/AWWSC] [attachment
"BID-AWW-2009-KY1 File-Bonded Chemicals.xls" deleted by David Shehee/KAWC/AWWSC]



Gerald J
Coyne/SHARVCS/AWWSC
09/16/2008 08:12 AM

To David Shehee/KAWC/AWWSC@AWW
cc W Richard Guyer/SHARVCS/AWWSC@AWW
bcc
Subject Re: Fw: Update to the Kentucky bid

David

This price quoted is for bulk loads

Feel free to contact me directly should you have any questions.

Thanks

Jerry

Gerald Coyne
Senior Strategic Buyer Chemicals
Operations Services
American Water Works Service Company, Inc
3906 Church Road
Mount Laurel, NJ. 08054
856-727-6219
856-381-1397 Mobile
856-727-6258 Fax
gerald.coyne@amwater.com

For Mailing Purposes
1025 Laurel Oak Road
Voorhees, NJ. 08043

David Shehee/KAWC/AWWSC

David
Shehee/KAWC/AWWSC
09/15/2008 11:44 AM

To Gerald J Coyne/SHARVCS/AWWSC@AWW, W Richard
Guyer/SHARVCS/AWWSC@AWW
cc
Subject Re: Fw: Update to the Kentucky bid

Jerry and Dick,

I need to know whether a bulk load that comes to us at less than 40,000 lbs will have a higher price. We assume they mean that the \$0.315 bid is for bulk loads, which we receive, but want to make sure the price is correct. The majority of times, their shipments come to us less than 40,000 lbs.

Thanks,

David

David B. Shehee
Water Quality Supervisor

Kentucky American Water
2300 Richmond Road
Lexington, Kentucky 40502
(859) 335-3660 Office
(859) 335-3388 Fax
david.shehee@amwater.com
www.kentuckyamwater.com
Gerald J Coyne/SHARVCS/AWWSC



Gerald J
Coyne/SHARVCS/AWWSC
09/10/2008 08:11 AM

To David Shehee/KAWC/AWWSC@AWW

cc

Subject Fw: Update to the Kentucky bid

Ici

Feel free to contact me directly should you have any questions.

Thanks

Jerry

Gerald Coyne
Senior Strategic Buyer Chemicals
Operations Services
American Water Works Service Company, Inc
3906 Church Road
Mount Laurel, NJ. 08054
856-727-6219
856-381-1397 Mobile
856-727-6258 Fax
gerald.coyne@amwater.com

For Mailing Purposes
1025 Laurel Oak Road
Voorhees, NJ. 08043

----- Forwarded by Gerald J Coyne/SHARVCS/AWWSC on 09/10/2008 08:12 AM -----



"Betty Kendall Jones"
<BKJ@lcltd.com>
09/08/2008 02:12 PM

To <Gerald.Coyne@amwater.com>

cc

Subject RE: Update to the Kentucky bid

Hello Jerry.

Our price quote is attached.

Please note, LCI requires a minimum lead time of 30 working days from receipt of your order.

Would you please confirm receipt of this email?

Regards,
Betty Kendall-Jones
Vice President
LCI, Ltd.
PH: 904.241.5244, Ext. 124
Fax: 904.249.6489
Email: lcibids@lclitd.com OR bkj@lclitd.com

From: Gerald.Coyne@amwater.com [mailto:Gerald.Coyne@amwater.com]
Sent: Monday, September 08, 2008 9:20 AM
Subject: Update to the Kentucky bid

American Water is in need of the bids for the State of Kentucky back to AW on 9-11-2008 not 9-21-2008 as originally requested, due to an unforeseen schedule change. The bids must be received by 5 PM on 9-11-2008

Feel free to contact me directly should you have any questions.

Thanks

Jerry

Gerald Coyne
Senior Strategic Buyer Chemicals
Operations Services
American Water Works Service Company, Inc
3906 Church Road
Mount Laurel, NJ. 08054
856-727-6219
856-381-1397 Mobile
856-727-6258 Fax
gerald.coyne@amwater.com

For Mailing Purposes
1025 Laurel Oak Road



Voorhees, NJ. 08043 2009 AW KY.xls



Gerald J
Coyne/SHARVCS/AWWSC
09/16/2008 07:35 AM

To David Shehee/KAWC/AWWSC@AWW
cc
bcc
Subject Fw: 2008-2009 Chemical Bid

History: This message has been forwarded.

David

here is Cederchem response

Feel free to contact me directly should you have any questions.

Thanks

Jerry

Gerald Coyne
Senior Strategic Buyer Chemicals
Operations Services
American Water Works Service Company, Inc
3906 Church Road
Mount Laurel, NJ. 08054
856-727-6219
856-381-1397 Mobile
856-727-6258 Fax
gerald.coyne@amwater.com

For Mailing Purposes
1025 Laurel Oak Road
Voorhees, NJ. 08043

----- Forwarded by Gerald J Coyne/SHARVCS/AWWSC on 09/16/2008 07:36 AM -----



<Sam.Lindmark@cedarchem.net>

09/12/2008 04:10 PM

To <Gerald.Coyne@amwater.com>
cc <sam.lindmark@cedarchem.net>, "Candi Wright"
<candi.wright@cedarchem.net>, "Scott Wright"
<scott.wright@cedarchem.net>
Subject 2008-2009 Chemical Bid

Jerry,

We have included pricing on our CedarCLEAR 321. CedarCLEAR 321 is a sulfate-based Zinc Orthophosphate (1:10 ratio)

You requested pricing for 1st quarter 2009 and for ALL of 2009. We have submitted both.

Please know that we can offer better pricing on the 12-month figures IF we are able to tie it to the phosphoric acid commodity index, instead of guessing where the market might be in 6-15 months. We have large municipalities that ask that bid prices be linked to an index rather than firm for a year to avoid

paying the "price increase risk" added by vendors as insurance in a volatile market. Also, when the index price decreases, so does the selling price to the large municipality.

Also, I can offer pricing for fourth quarter 2008 better than the 1st quarter 2009, if you are interested.

Thank you for allowing us to participate.

Sincerely

Sam Lindmark
CedarChem



Copy of Completed KAWC 08-09 with ZOP.xls



Gerald J
Coyne/SHARVCS/AWWSC
09/11/2008 03:24 PM

To David Shehee/KAWC/AWWSC@AWW
cc
bcc

Subject Fw: KY bid Brenntag

History: This message has been forwarded.

Brenntag

Feel free to contact me directly should you have any questions.

Thanks

Jerry

Gerald Coyne
Senior Strategic Buyer Chemicals
Operations Services
American Water Works Service Company, Inc
3906 Church Road
Mount Laurel, NJ. 08054
856-727-6219
856-381-1397 Mobile
856-727-6258 Fax
gerald.coyne@amwater.com

For Mailing Purposes
1025 Laurel Oak Road
Voorhees, NJ. 08043

----- Forwarded by Gerald J Coyne/SHARVCS/AWWSC on 09/11/2008 03:25 PM -----



DFIELD@brenntag.com
09/11/2008 02:16 PM

To Gerald.Coyne@amwater.com
cc EHiatt@brenntag.com
Subject KY bid

(See attached file: submitted by BMS KY1 File.xls)

Thanks Jerry.

Thanks

Don Field

Indianapolis District Manager

Brenntag Mid-South
DISCLAIMER AND NOTICE OF CONFIDENTIAL MATERIAL PLEASE READ
This message and any attachments or other files transmitted with it are
CONFIDENTIAL and intended solely for the use of the individual or entity to
whom or to which they are addressed. If you are not the intended recipient,
or believe you have received this email in error, please do not read, copy,

use or disclose this communication to others; also please notify the sender by replying to this message, and then delete it and all accompanying files from your system. Please verify that you will delete the e-mail in your reply. Please note that any views or opinions presented in this email are solely those of the author and do not necessarily represent those of Brenntag or its affiliated companies. Neither Brenntag nor any of its affiliated companies accepts any liability for any damage caused by any virus transmitted by this email or its attachments.



submitted by BMS KY1 File.xls



Gerald J
Coyne/SHARVCS/AWWSC

09/11/2008 03:17 PM

To David Shehee/KAWC/AWWSC@AWW

cc

bcc

Subject Fw: KY qutoes Kemira

History: This message has been forwarded.

Kemira

Feel free to contact me directly should you have any questions.

Thanks

Jerry

Gerald Coyne
Senior Strategic Buyer Chemicals
Operations Services
American Water Works Service Company, Inc
3906 Church Road
Mount Laurel, NJ. 08054
856-727-6219
856-381-1397 Mobile
856-727-6258 Fax
gerald.coyne@amwater.com

For Mailing Purposes
1025 Laurel Oak Road
Voorhees, NJ. 08043

----- Forwarded by Gerald J Coyne/SHARVCS/AWWSC on 09/11/2008 03:19 PM -----



"Yergey Tammy"
<Tammy.Yergey@kemira.com>

09/11/2008 02:23 PM

To <Gerald.Coyne@amwater.com>

cc "Lafond Judy" <Judy.Lafond@kemira.com>, "Addington
Tina" <Tina.Addington@kemira.com>

Subject KY qutoes



Tammy Yergey
Inside Sales Manager
Kemira Water

Kemira Water Solutions
3211 Clinton Parkway Ct.
Lawrence, Kansas 66047
phone: 785-842-7424
cell: 785-423-0979
fax: 785-842-2629
email: tammy.yergey@kemira.com

www.kemira.com

order phone: 800-879-6353

order email: kwsna.orders@kemira.com

"This electronic communication, including any attachments, contains information from Kemira Water Solutions Inc. or its subsidiaries that may be legally privileged, confidential, and exempt from disclosure under applicable law. If you are not the intended recipient, any use or dissemination of this communication or its attachment(s) is strictly prohibited and may be illegal. If you have received this communication in error, please notify the sender immediately, destroy any printed copies and delete it from all computers on which it may be stored."



KY1 AWWSC Kemira.xls



Gerald J
Coyne/SHARVCS/AWWSC
09/11/2008 03:16 PM

To David Shehee/KAWC/AWWSC@AWW
cc
bcc

Subject Fw: BID-AWW-2009-KY1 File-Bonded Chemicals.xls

History: This message has been forwarded.

David

see the letter attached with this

Feel free to contact me directly should you have any questions.

Thanks

Jerry

Gerald Coyne
Senior Strategic Buyer Chemicals
Operations Services
American Water Works Service Company, Inc
3906 Church Road
Mount Laurel, NJ. 08054
856-727-6219
856-381-1397 Mobile
856-727-6258 Fax
gerald.coyne@amwater.com

For Mailing Purposes
1025 Laurel Oak Road
Voorhees, NJ. 08043

----- Forwarded by Gerald J Coyne/SHARVCS/AWWSC on 09/11/2008 03:17 PM -----



"McMillen, B"
<mcmillenb@chemgroup.com
>
09/11/2008 03:13 PM

To <Gerald.Coyne@amwater.com>
cc
Subject BID-AWW-2009-KY1 File-Bonded Chemicals.xls

Jerry,

Here's what we can do on the KY bid.

Please give me a call if you have any questions.

Thank you,

Brett McMillen
Sales Manager

Bonded Chemicals
office: (614) 777-9240
cell: (614) 580-0947
www.chemgroup.com



2008-Letter-AwW-BCI-KY Bid.doc BID-AwW-2009-KY1 File-Bonded Chemicals.xls



Gerald J
Coyne/SHARVCS/AWWSC
09/11/2008 01:55 PM

To: David Shehee/KAWC/AWWSC@AWW
cc
bcc
Subject: Fw: KY American Bid File

David

see below

Feel free to contact me directly should you have any questions.

Thanks

Jerry

Gerald Coyne
Senior Strategic Buyer Chemicals
Operations Services
American Water Works Service Company, Inc
3906 Church Road
Mount Laurel, NJ. 08054
856-727-6219
856-381-1397 Mobile
856-727-6258 Fax
gerald.coyne@amwater.com

For Mailing Purposes
1025 Laurel Oak Road
Voorhees, NJ. 08043

----- Forwarded by Gerald J Coyne/SHARVCS/AWWSC on 09/11/2008 01:57 PM -----



"Ralph Coast"
<coast@AppliedSpecialties.com>
09/11/2008 01:50 PM

To: <Gerald.Coyne@amwater.com>, "Erin Friend"
<friend@AppliedSpecialties.com>
cc: "Mark Rininger" <rininger@AppliedSpecialties.com>
Subject: RE: KY American Bid File

Jerry,

Just a reminder that AS2160 is the same product as Cat Flocc LS. We successfully replaced the LS in WV with the AS2160. I also talked to David Shehee about this and he said to bid the AS2160.

Any questions, give me a call.

Thanks
Ralph

Ralph Coast
Applied Specialties Inc.
724-752-6652 office/fax
724-944-0625 cell
coast@appliedspecialties.com

-----Original Message-----

From: Gerald.Coyne@amwater.com [<mailto:Gerald.Coyne@amwater.com>]

Sent: Thu 9/11/2008 1:01 PM

To: Erin Friend

Cc: Ralph Coast; Mark Rininger

Subject: Re: KY American Bid File

Thank you

Feel free to contact me directly should you have any questions.

Thanks

Jerry

Gerald Coyne
Senior Strategic Buyer Chemicals
Operations Services
American Water Works Service Company, Inc
3906 Church Road
Mount Laurel, NJ. 08054
856-727-6219
856-381-1397 Mobile
856-727-6258 Fax
gerald.coyne@amwater.com

For Mailing Purposes
1025 Laurel Oak Road
Voorhees, NJ. 08043

"Erin Friend" <friend@AppliedSpecialties.com>
09/11/2008 12:58 PM

To
<Gerald.Coyne@amwater.com>
cc
"Mark Rininger" <rininger@AppliedSpecialties.com>, "Ralph Coast"
<coast@AppliedSpecialties.com>
Subject
KY American Bid File

Jerry,

Attached is ASI's completed bid form for the KY American Water bid. If you have any questions or require additional information, please let me know.

Thank you for the opportunity to bid.

Sincerely,

Erin Friend
Customer Service/Bid Service Coordinator
Applied Specialties, Inc.
33555 Pin Oak Parkway
Avon Lake, OH 44012
(440) 933-9442 Phone
(440) 933-9439 Fax
friend@appliedspecialties.com



Gerald J
Coyne/SHARVCS/AWWSC
09/11/2008 01:12 PM

To David Shehee/KAWC/AWWSC@AWW
cc
bcc
Subject Fw: KY American Water Norit

History: This message has been forwarded.

Norit

Feel free to contact me directly should you have any questions.

Thanks

Jerry

Gerald Coyne
Senior Strategic Buyer Chemicals
Operations Services
American Water Works Service Company, Inc
3906 Church Road
Mount Laurel, NJ. 08054
856-727-6219
856-381-1397 Mobile
856-727-6258 Fax
gerald.coyne@amwater.com

For Mailing Purposes
1025 Laurel Oak Road
Voorhees, NJ. 08043

----- Forwarded by Gerald J Coyne/SHARVCS/AWWSC on 09/11/2008 01:13 PM -----



"Danielle McKee"
<dmckee@norit-americas.com>
09/11/2008 01:10 PM

To <Gerald.Coyne@amwater.com>
cc <Richard.Guyer@amwater.com>, <Paul.Ferla@amwater.com>
Subject KY American Water

Please see Norit's 2009 pricing attached.....

Thanks,

Danielle McKee
Norit Americas Inc.

From: Gerald.Coyne@amwater.com [mailto:Gerald.Coyne@amwater.com]
Sent: Thursday, August 21, 2008 8:53 AM
Cc: Richard.Guyer@amwater.com; Paul.Ferla@amwater.com; Gerald.Coyne@amwater.com
Subject:
Importance: High

Attached is a spreadsheet containing the chemicals for the State of Kentucky for 2009. Within the spreadsheet you will now find product description, monthly usage, delivery address and any special delivery requirement. American Water is requiring both 1 year pricing effective 1-1-2009 through 12-31-2009, and 90 day pricing effective 1-1-2009 through 3-31-2009. All potential suppliers are required to provide both set of prices. American Water will not accept any bid that is not complete. 1 Year price is to be placed in column S and the 90 day pricing is to be placed in T.

The spreadsheet will be due back to American Water on 9-21-2009, and this date is firm and will not be changed or extended under any circumstance.

Feel free to contact me directly should you have any questions.

Thanks

Jerry

Gerald Coyne
Senior Strategic Buyer Chemicals
Operations Services
American Water Works Service Company, Inc
3906 Church Road
Mount Laurel, NJ. 08054
856-727-6219
856-381-1397 Mobile
856-727-6258 Fax
gerald.coyne@amwater.com

For Mailing Purposes
1025 Laurel Oak Road



Voorhees, NJ. 08043 KY1 File.xls



Gerald J
Coyne/SHARVCS/AWWSC
09/11/2008 01:01 PM

To David Shehee/KAWC/AWWSC@AWW
cc
bcc
Subject Fw: KY American Bid File ASI

History: This message has been forwarded.

ASI

Feel free to contact me directly should you have any questions.

Thanks

Jerry

Gerald Coyne
Senior Strategic Buyer Chemicals
Operations Services
American Water Works Service Company, Inc
3906 Church Road
Mount Laurel, NJ. 08054
856-727-6219
856-381-1397 Mobile
856-727-6258 Fax
gerald.coyne@amwater.com

For Mailing Purposes
1025 Laurel Oak Road
Voorhees, NJ. 08043

----- Forwarded by Gerald J Coyne/SHARVCS/AWWSC on 09/11/2008 01:03 PM -----



"Erin Friend"
<friend@AppliedSpecialties.com>
09/11/2008 12:58 PM

To <Gerald.Coyne@amwater.com>
cc "Mark Rininger" <rininger@AppliedSpecialties.com>, "Ralph Coast" <coast@AppliedSpecialties.com>
Subject KY American Bid File

Jerry,

Attached is ASI's completed bid form for the KY American Water bid. If you have any questions or require additional information, please let me know.

Thank you for the opportunity to bid.

Sincerely,

Erin Friend

Customer Service/Bid Service Coordinator
Applied Specialties, Inc.
33555 Pin Oak Parkway
Avon Lake, OH 44012
(440) 933-9442 Phone
(440) 933-9439 Fax
friend@appliedspecialties.com



2009 KY American Water Bid.xls



Gerald J
Coyne/SHARVCS/AWWSC
09/11/2008 10:43 AM

To David Shehee/KAWC/AWWSC@AWW
cc
bcc

Subject Fw: 2009 Kentucky Basic

History: This message has been forwarded.

Basic

Feel free to contact me directly should you have any questions.

Thanks

Jerry

Gerald Coyne
Senior Strategic Buyer Chemicals
Operations Services
American Water Works Service Company, Inc
3906 Church Road
Mount Laurel, NJ. 08054
856-727-6219
856-381-1397 Mobile
856-727-6258 Fax
gerald.coyne@amwater.com

For Mailing Purposes
1025 Laurel Oak Road
Voorhees, NJ. 08043

----- Forwarded by Gerald J Coyne/SHARVCS/AWWSC on 09/11/2008 10:45 AM -----



"Cristina Curry"
<ccurry@basicllc.com>
09/11/2008 10:40 AM

To <Gerald.Coyne@amwater.com>
cc

Subject RE: 2009 Kentucky

Thank you for reminding me. I had it on my calendar for the 21st.

What is your availability tomorrow? Are you available for lunch.

Sincerely,
Cristina Curry
Director of Bulk Sales - East
215-275-0089
ccurry@basicllc.com

From: Gerald.Coyne@amwater.com [mailto:Gerald.Coyne@amwater.com]
Sent: Thursday, September 11, 2008 9:53 AM

To: Cristina Curry
Cc: Gerald.Coyne@amwater.com; David.Shehee@amwater.com
Subject: 2009 Kentucky

Cristina

I wanted to follow up to ensure Basic Chemical submits it's 2009 Kentucky bid today 9-11-2008 per AW's requirements

Feel free to contact me directly should you have any questions.

Thanks

Jerry

Gerald Coyne
Senior Strategic Buyer Chemicals
Operations Services
American Water Works Service Company, Inc
3906 Church Road
Mount Laurel, NJ. 08054
856-727-6219
856-381-1397 Mobile
856-727-6258 Fax
gerald.coyne@amwater.com

For Mailing Purposes
1025 Laurel Oak Road



Voorhees, NJ. 08043 KY1 File.xls



Gerald J
Coyne/SHARVCS/AWWSC
09/11/2008 10:39 AM

To David Shehee/KAWC/AWWSC@AWW
cc
bcc

Subject Fw: 2009 Kentucky Univar

History: This message has been forwarded.

Univar

Feel free to contact me directly should you have any questions.

Thanks

Jerry

Gerald Coyne
Senior Strategic Buyer Chemicals
Operations Services
American Water Works Service Company, Inc
3906 Church Road
Mount Laurel, NJ. 08054
856-727-6219
856-381-1397 Mobile
856-727-6258 Fax
gerald.coyne@amwater.com

For Mailing Purposes
1025 Laurel Oak Road
Voorhees, NJ. 08043

----- Forwarded by Gerald J Coyne/SHARVCS/AWWSC on 09/11/2008 10:40 AM -----



"Charlie Miller"
<Charlie.Miller@univarusa.com>
09/11/2008 10:31 AM

To <Gerald.Coyne@amwater.com>
cc
Subject RE: 2009 Kentucky

Please confirm receiving this file. Thanks

From: Gerald.Coyne@amwater.com [mailto:Gerald.Coyne@amwater.com]
Sent: Thursday, September 11, 2008 10:05 AM
To: Charlie Miller
Cc: Gerald.Coyne@amwater.com; David.Shehee@amwater.com
Subject: Fw: 2009 Kentucky

Charlie

I wanted to follow up to ensure Univar submits it's 2009 Kentucky bid today 9-11-2008 per AW's

requirements

Feel free to contact me directly should you have any questions.

Thanks

Jerry

Gerald Coyne
Senior Strategic Buyer Chemicals
Operations Services
American Water Works Service Company, Inc
3906 Church Road
Mount Laurel, NJ. 08054
856-727-6219
856-381-1397 Mobile
856-727-6258 Fax
gerald.coyne@amwater.com

For Mailing Purposes
1025 Laurel Oak Road
Voorhees, NJ. 08043

----- Forwarded by Gerald J Coyne/SHARVCS/AWWSC on 09/11/2008 10:06 AM -----
Gerald J Coyne/SHARVCS/AWWSC

09/11/2008 09:57 AM

To Mark.Schaffer@univarusa.com
cc Gerald J Coyne/SHARVCS/AWWSC@AWW, David
Shehee/KAWC/AWWSC@AWW
Subjec 2009 Kentucky
t

Mark

I wanted to follow up to ensure Univar submits it's 2009 Kentucky bid today 9-11-2008 per AW's requirements

Feel free to contact me directly should you have any questions.

Thanks

Jerry

Gerald Coyne
Senior Strategic Buyer Chemicals
Operations Services
American Water Works Service Company, Inc
3906 Church Road

Mount Laurel, NJ. 08054
856-727-6219
856-381-1397 Mobile
856-727-6258 Fax
gerald.coyne@amwater.com

For Mailing Purposes
1025 Laurel Oak Road



Voorhees, NJ. 08043 KY1 File.xls



Gerald J
Coyne/SHARVCS/AWWSC
09/11/2008 10:07 AM

To David Shehee/KAWC/AWWSC@AWW
cc
bcc
Subject Fw: 2009 Kentucky

David

See below from Bonded

Feel free to contact me directly should you have any questions.

Thanks

Jerry

Gerald Coyne
Senior Strategic Buyer Chemicals
Operations Services
American Water Works Service Company, Inc
3906 Church Road
Mount Laurel, NJ. 08054
856-727-6219
856-381-1397 Mobile
856-727-6258 Fax
gerald.coyne@amwater.com

For Mailing Purposes
1025 Laurel Oak Road
Voorhees, NJ. 08043

----- Forwarded by Gerald J Coyne/SHARVCS/AWWSC on 09/11/2008 10:09 AM -----



"McMillen, B"
<mcmillenb@chemgroup.com
>
09/11/2008 10:08 AM

To <Gerald.Coyne@amwater.com>
cc
Subject RE: 2009 Kentucky

We will be putting a bid in for the Sodium Thio. All other products we have been unable to secure the firm pricing you are requesting. I'll outline this in greater detail when we submit our bid.

Thank you,

Brett McMillen
Sales Manager
Bonded Chemicals
office: (614) 777-9240
cell: (614) 580-0947
www.chemgroup.com

From: Gerald.Coyne@amwater.com [mailto:Gerald.Coyne@amwater.com]
Sent: Thursday, September 11, 2008 9:54 AM
To: McMillen, B
Cc: Gerald.Coyne@amwater.com; David.Shehee@amwater.com
Subject: 2009 Kentucky

Brett

I wanted to follow up to ensure Bonded Chemical submits it's 2009 Kentucky bid today 9-11-2008 per AW's requirements

Feel free to contact me directly should you have any questions.

Thanks

Jerry

Gerald Coyne
Senior Strategic Buyer Chemicals
Operations Services
American Water Works Service Company, Inc
3906 Church Road
Mount Laurel, NJ. 08054
856-727-6219
856-381-1397 Mobile
856-727-6258 Fax
gerald.coyne@amwater.com

For Mailing Purposes
1025 Laurel Oak Road
Voorhees, NJ. 08043



Gerald J
Coyne/SHARVCS/AWWSC
09/10/2008 03:12 PM

To David Shehee/KAWC/AWWSC@AWW
cc
bcc

Subject Fw: Completed Bid

History: This message has been forwarded.

Feel free to contact me directly should you have any questions.

Thanks

Jerry

Gerald Coyne
Senior Strategic Buyer Chemicals
Operations Services
American Water Works Service Company, Inc
3906 Church Road
Mount Laurel, NJ. 08054
856-727-6219
856-381-1397 Mobile
856-727-6258 Fax
gerald.coyne@amwater.com

For Mailing Purposes
1025 Laurel Oak Road
Voorhees, NJ. 08043

----- Forwarded by Gerald J Coyne/SHARVCS/AWWSC on 09/10/2008 03:13 PM -----



Candi Wright
<candi.wright@cedarchem.net>
09/10/2008 01:14 PM

To gerald.coyne@amwater.com
cc sam.lindmark@cedarchem.net
Subject Completed Bid

Please see attached Bid.

Please call if you have any questions and Thanks for the opportunity.

Thanks and Have a Great Day,

Candice L Wright
Office Manager
CedarChem, LLC
candi.wright@cedarchem.net
Toll Free: 1-888-883-8289

Phone: 770-748-3863
FAX: 928-832-9201

Sent from a personalized AOL(R) My eAddress. Create your own FREE email address from



scratch, not just the part before the @. Completed KAWC 08-09.xls



Gerald J
Coyne/SHARVCS/AWWSC
09/11/2008 10:07 AM

To David Shehee/KAWC/AWWSC@AWW
cc
bcc
Subject Fw: 2009 Kentucky

David

See below from Bonded

Feel free to contact me directly should you have any questions.

Thanks

Jerry

Gerald Coyne
Senior Strategic Buyer Chemicals
Operations Services
American Water Works Service Company, Inc
3906 Church Road
Mount Laurel, NJ. 08054
856-727-6219
856-381-1397 Mobile
856-727-6258 Fax
gerald.coyne@amwater.com

For Mailing Purposes
1025 Laurel Oak Road
Voorhees, NJ. 08043

----- Forwarded by Gerald J Coyne/SHARVCS/AWWSC on 09/11/2008 10:09 AM -----



"McMillen, B"
<mcmillenb@chemgroup.com To <Gerald.Coyne@amwater.com>
>
cc
09/11/2008 10:08 AM
Subject RE: 2009 Kentucky

We will be putting a bid in for the Sodium Thio. All other products we have been unable to secure the firm pricing you are requesting. I'll outline this in greater detail when we submit our bid.

Thank you,

Brett McMillen
Sales Manager
Bonded Chemicals
office: (614) 777-9240
cell: (614) 580-0947
www.chemgroup.com

From: Gerald.Coyne@amwater.com [mailto:Gerald.Coyne@amwater.com]
Sent: Thursday, September 11, 2008 9:54 AM
To: McMillen, B
Cc: Gerald.Coyne@amwater.com; David.Shehee@amwater.com
Subject: 2009 Kentucky

Brett

I wanted to follow up to ensure Bonded Chemical submits it's 2009 Kentucky bid today 9-11-2008 per AW's requirements

Feel free to contact me directly should you have any questions.

Thanks

Jerry

Gerald Coyne
Senior Strategic Buyer Chemicals
Operations Services
American Water Works Service Company, Inc
3906 Church Road
Mount Laurel, NJ. 08054
856-727-6219
856-381-1397 Mobile
856-727-6258 Fax
gerald.coyne@amwater.com

For Mailing Purposes
1025 Laurel Oak Road
Voorhees, NJ. 08043



Gerald J
Coyne/SHARVCS/AWWSC
09/11/2008 10:06 AM

To DFIELD@brenntag.com
cc Gerald J Coyne/SHARVCS/AWWSC@AWW, David
Shehee/KAWC/AWWSC@AWW
bcc

Subject 2009 Kentucky

Don

I wanted to follow up to ensure Brenntag submits it's 2009 Kentucky bid today 9-11-2008 per AW's requirements

Feel free to contact me directly should you have any questions.

Thanks

Jerry

Gerald Coyne
Senior Strategic Buyer Chemicals
Operations Services
American Water Works Service Company, Inc
3906 Church Road
Mount Laurel, NJ. 08054
856-727-6219
856-381-1397 Mobile
856-727-6258 Fax
gerald.coyne@amwater.com

For Mailing Purposes
1025 Laurel Oak Road
Voorhees, NJ. 08043



Gerald J
Coyne/SHARVCS/AWWSC
09/11/2008 10:05 AM

To Charlie.Miller@univarusa.com
cc Gerald J Coyne/SHARVCS/AWWSC@AWW, David
Shehee/KAWC/AWWSC@AWW
bcc

Subject Fw: 2009 Kentucky

Charlie

I wanted to follow up to ensure Univar submits it's 2009 Kentucky bid today 9-11-2008 per AW's requirements

Feel free to contact me directly should you have any questions.

Thanks

Jerry

Gerald Coyne
Senior Strategic Buyer Chemicals
Operations Services
American Water Works Service Company, Inc
3906 Church Road
Mount Laurel, NJ. 08054
856-727-6219
856-381-1397 Mobile
856-727-6258 Fax
gerald.coyne@amwater.com

For Mailing Purposes
1025 Laurel Oak Road
Voorhees, NJ. 08043

----- Forwarded by Gerald J Coyne/SHARVCS/AWWSC on 09/11/2008 10:06 AM -----



Gerald J
Coyne/SHARVCS/AWWSC
09/11/2008 09:57 AM

To Mark.Schaffer@univarusa.com
cc Gerald J Coyne/SHARVCS/AWWSC@AWW, David
Shehee/KAWC/AWWSC@AWW
Subject 2009 Kentucky

Mark

I wanted to follow up to ensure Univar submits it's 2009 Kentucky bid today 9-11-2008 per AW's requirements

Feel free to contact me directly should you have any questions.

Thanks

Jerry

Gerald Coyne

Senior Strategic Buyer Chemicals
Operations Services
American Water Works Service Company, Inc
3906 Church Road
Mount Laurel, NJ. 08054
856-727-6219
856-381-1397 Mobile
856-727-6258 Fax
gerald.coyne@amwater.com

For Mailing Purposes
1025 Laurel Oak Road
Voorhees, NJ. 08043



Gerald J
Coyne/SHARVCS/AWWSC
09/11/2008 09:59 AM

To agoldschmidtesl@aol.com
cc Gerald J Coyne/SHARVCS/AWWSC@AWW, David
Shehee/KAWC/AWWSC@AWW
bcc

Subject 2009 Kentucky

Alan

I wanted to follow up to ensure Earthec submits it's 2009 Kentucky bid today 9-11-2008 per AW's requirements.

Feel free to contact me directly should you have any questions.

Thanks

Jerry

Gerald Coyne
Senior Strategic Buyer Chemicals
Operations Services
American Water Works Service Company, Inc
3906 Church Road
Mount Laurel, NJ. 08054
856-727-6219
856-381-1397 Mobile
856-727-6258 Fax
gerald.coyne@amwater.com

For Mailing Purposes
1025 Laurel Oak Road
Voorhees, NJ. 08043



Gerald J
Coyne/SHARVCS/AWWSC
09/11/2008 09:57 AM

To Mark.Schaffer@univarusa.com
cc Gerald J Coyne/SHARVCS/AWWSC@AWW, David
Shehee/KAWC/AWWSC@AWW
bcc
Subject 2009 Kentucky

Mark

I wanted to follow up to ensure Univar submits it's 2009 Kentucky bid today 9-11-2008 per AW's requirements

Feel free to contact me directly should you have any questions.

Thanks

Jerry

Gerald Coyne
Senior Strategic Buyer Chemicals
Operations Services
American Water Works Service Company, Inc
3906 Church Road
Mount Laurel, NJ. 08054
856-727-6219
856-381-1397 Mobile
856-727-6258 Fax
gerald.coyne@amwater.com

For Mailing Purposes
1025 Laurel Oak Road
Voorhees, NJ. 08043



Gerald J
Coyne/SHARVCS/AWWSC
09/11/2008 09:56 AM

To dmckee@norit-americas.com
cc: Gerald J Coyne/SHARVCS/AWWSC@AWW, David
Shehee/KAWC/AWWSC@AWW
bcc
Subject 2009 Kentucky

Danielle

I wanted to follow up to ensure Norit submits it's 2009 Kentucky bid today 9-11-2008 per AW's requirements

Feel free to contact me directly should you have any questions.

Thanks

Jerry

Gerald Coyne
Senior Strategic Buyer Chemicals
Operations Services
American Water Works Service Company, Inc
3906 Church Road
Mount Laurel, NJ. 08054
856-727-6219
856-381-1397 Mobile
856-727-6258 Fax
gerald.coyne@amwater.com

For Mailing Purposes
1025 Laurel Oak Road
Voorhees, NJ. 08043



Gerald J
Coyne/SHARVCS/AWWSC
09/11/2008 09:55 AM

To zac.cox@tchem.com, jimp@tchem.com
cc Gerald J Coyne/SHARVCS/AWWSC@AWW, David
Shehee/KAWC/AWWSC@AWW
bcc
Subject 2009 Kentucky

Jim

I wanted to follow up to ensure Thatcher submits it's 2009 Kentucky bid today 9-11-2008 per AW's requirements

Feel free to contact me directly should you have any questions.

Thanks

Jerry

Gerald Coyne
Senior Strategic Buyer Chemicals
Operations Services
American Water Works Service Company, Inc
3906 Church Road
Mount Laurel, NJ. 08054
856-727-6219
856-381-1397 Mobile
856-727-6258 Fax
gerald.coyne@amwater.com

For Mailing Purposes
1025 Laurel Oak Road
Voorhees, NJ. 08043



Gerald J
Coyne/SHARVCS/AWWSC
09/11/2008 09:53 AM

To mcmillenb@chemgroup.com
cc Gerald J Coyne/SHARVCS/AWWSC@AWW, David
Shehee/KAWC/AWWSC@AWW
bcc
Subject 2009 Kentucky

Brett

I wanted to follow up to ensure Bonded Chemical submits it's 2009 Kentucky bid today 9-11-2008 per
AW's requirements

Feel free to contact me directly should you have any questions.

Thanks

Jerry

Gerald Coyne
Senior Strategic Buyer Chemicals
Operations Services
American Water Works Service Company, Inc
3906 Church Road
Mount Laurel, NJ. 08054
856-727-6219
856-381-1397 Mobile
856-727-6258 Fax
gerald.coyne@amwater.com


For Mailing Purposes
1025 Laurel Oak Road
Voorhees, NJ. 08043



Gerald J
Coyne/SHARSVCS/AWWSC
09/11/2008 09:52 AM

To ccurry@basicllc.com
cc Gerald J Coyne/SHARSVCS/AWWSC@AWW, David
Shehee/KAWC/AWWSC@AWW
bcc

Subject 2009 Kentucky

History:  This message has been forwarded.

Cristina

I wanted to follow up to ensure Basic Chemical submits it's 2009 Kentucky bid today 9-11-2008 per AW's requirements

Feel free to contact me directly should you have any questions.

Thanks

Jerry

Gerald Coyne
Senior Strategic Buyer Chemicals
Operations Services
American Water Works Service Company, Inc
3906 Church Road
Mount Laurel, NJ. 08054
856-727-6219
856-381-1397 Mobile
856-727-6258 Fax
gerald.coyne@amwater.com


For Mailing Purposes
1025 Laurel Oak Road
Voorhees, NJ. 08043



Gerald J
Coyne/SHARVCS/AWWSC
09/11/2008 09:51 AM

To coast@AppliedSpecialties.com
cc Gerald J Coyne/SHARVCS/AWWSC@AWW, David
Shehee/KAWC/AWWSC@AWW
bcc

Subject 2009 Kentucky

History:  This message has been forwarded.

Ralph

I wanted to follow up to ensure Applied Specialties submits it's 2009 Kentucky bid today 9-11-2008 per
AW's requirements

Feel free to contact me directly should you have any questions.

Thanks

Jerry

Gerald Coyne
Senior Strategic Buyer Chemicals
Operations Services
American Water Works Service Company, Inc
3906 Church Road
Mount Laurel, NJ. 08054
856-727-6219
856-381-1397 Mobile
856-727-6258 Fax
gerald.coyne@amwater.com

For Mailing Purposes
1025 Laurel Oak Road
Voorhees, NJ. 08043



Gerald J
Coyne/SHARVCS/AWWSC
09/11/2008 09:50 AM

To DFIELD@brenntag.co
cc Gerald J Coyne/SHARVCS/AWWSC@AWW, David
Shehee/KAWC/AWWSC@AWW
bcc

Subject 2009 Kentucky

History: This message has been forwarded.

Don

I wanted to follow up to ensure Brenntag submits it's 2009 Kentucky bid today 9-11-2008 per AW's requirements

Feel free to contact me directly should you have any questions.

Thanks

Jerry

Gerald Coyne
Senior Strategic Buyer Chemicals
Operations Services
American Water Works Service Company, Inc
3906 Church Road
Mount Laurel, NJ. 08054
856-727-6219
856-381-1397 Mobile
856-727-6258 Fax
gerald.coyne@amwater.com

For Mailing Purposes
1025 Laurel Oak Road
Voorhees, NJ. 08043



Gerald J
Coyne/SHARVCS/AWWSC
09/10/2008 08:12 AM

To David Shehee/KAWC/AWWSC@AWW
cc
bcc
Subject Fw: Update to the Kentucky bid

History: This message has been forwarded.

nalco

Feel free to contact me directly should you have any questions.

Thanks

Jerry

Gerald Coyne
Senior Strategic Buyer Chemicals
Operations Services
American Water Works Service Company, Inc
3906 Church Road
Mount Laurel, NJ. 08054
856-727-6219
856-381-1397 Mobile
856-727-6258 Fax
gerald.coyne@amwater.com

For Mailing Purposes
1025 Laurel Oak Road
Voorhees, NJ. 08043

----- Forwarded by Gerald J Coyne/SHARVCS/AWWSC on 09/10/2008 08:13 AM -----



Patricia A Allen
<pallen@nalco.com>
09/08/2008 03:07 PM

To Gerald.Coyne@amwater.com
cc
Subject Re: Update to the Kentucky bid

Gerald.Coyne@amwater.com

09/08/2008 02:00 PM

To: pallen@nalco.com
cc:
Subject: Re: Update to the Kentucky bid

Patti

i need the excel file sent back to me, the PDF's do not do me any good

Feel free to contact me directly should you have any questions.

Thanks

Jerry

Gerald Coyne
Senior Strategic Buyer Chemicals
Operations Services
American Water Works Service Company, Inc
3906 Church Road
Mount Laurel, NJ. 08054
856-727-6219
856-381-1397 Mobile
856-727-6258 Fax
gerald.coyne@amwater.com

For Mailing Purposes
1025 Laurel Oak Road
Voorhees, NJ. 08043

Patricia A Allen <palen@nalco.com>

09/08/2008 02:53 PM

To Gerald.Coyne@amwater.com
cc
Subject Re: Update to the Kentucky bid

Attached is the bid for the 2009 year for Kentucky.

Please call or email with any concerns or questions.

Patti
630-305-1531

Gerald.Coyne@amwater.com

09/08/2008 08:20 AM

To:

cc: (bcc: Patricia A Allen/NV/US/Nalco)

Subject: Update to the Kentucky bid

American Water is in need of the bids for the State of Kentucky back to AW on 9-11-2008 not 9-21-2008 as originally requested, due to an unforeseen schedule change. The bids must be received by 5 PM on 9-11-2008

Feel free to contact me directly should you have any questions.

Thanks

Jerry

Gerald Coyne
Senior Strategic Buyer Chemicals
Operations Services
American Water Works Service Company, Inc
3906 Church Road
Mount Laurel, NJ. 08054
856-727-6219
856-381-1397 Mobile
856-727-6258 Fax
gerald.coyne@amwater.com

For Mailing Purposes
1025 Laurel Oak Road
Voorhees, NJ. 08043

KY 2009 bid.pdf has been removed from this note on September 08 2008 by Patricia A Allen



KY 2009 bid.xls



Gerald J
Coyne/SHARVCS/AWWSC
09/10/2008 08:11 AM

To David Shehee/KAWC/AWWSC@AWW
cc
bcc
Subject Fw: KY American Bid

History: This message has been forwarded.

delta

Feel free to contact me directly should you have any questions.

Thanks

Jerry

Gerald Coyne
Senior Strategic Buyer Chemicals
Operations Services
American Water Works Service Company, Inc
3906 Church Road
Mount Laurel, NJ. 08054
856-727-6219
856-381-1397 Mobile
856-727-6258 Fax
gerald.coyne@amwater.com

For Mailing Purposes
1025 Laurel Oak Road
Voorhees, NJ. 08043

----- Forwarded by Gerald J Coyne/SHARVCS/AWWSC on 09/10/2008 08:13 AM -----



"Joann Greenwell"
<jgreenwell@deltachemical.com>

To <gerald.coyne@amwater.com>
cc "Besson, John" <jbesson@deltachemical.com>
Subject KY American Bid

09/09/2008 08:37 AM
Please respond to
<jgreenwell@deltachemical.com>

Attached is the excel spreadsheet.

Joann



Delta Chemical Corporation American Water - KY Bid 9-11-2008.xls



Gerald J
Coyne/SHARVCS/AWWSC
09/10/2008 08:11 AM

To David Shehee/KAWC/AWWSC@AWW
cc
bcc

Subject Fw: Update to the Kentucky bid

History: This message has been replied to and forwarded.

lci

Feel free to contact me directly should you have any questions.

Thanks

Jerry

Gerald Coyne
Senior Strategic Buyer Chemicals
Operations Services
American Water Works Service Company, Inc
3906 Church Road
Mount Laurel, NJ. 08054
856-727-6219
856-381-1397 Mobile
856-727-6258 Fax
gerald.coyne@amwater.com

For Mailing Purposes
1025 Laurel Oak Road
Voorhees, NJ. 08043

----- Forwarded by Gerald J Coyne/SHARVCS/AWWSC on 09/10/2008 08:12 AM -----



"Betty Kendall Jones"
<BKJ@lcltd.com>
09/08/2008 02:12 PM

To <Gerald.Coyne@amwater.com>
cc
Subject RE: Update to the Kentucky bid

Hello Jerry.

Our price quote is attached.

Please note, LCI requires a minimum lead time of 30 working days from receipt of your order.

Would you please confirm receipt of this email?

Regards,
Betty Kendall-Jones
Vice President
LCI, Ltd.
PH: 904.241.5244, Ext. 124

Fax: 904.249.6489
Email: lcibids@lciitd.com OR bkj@lciitd.com

From: Gerald.Coyne@amwater.com [mailto:Gerald.Coyne@amwater.com]
Sent: Monday, September 08, 2008 9:20 AM
Subject: Update to the Kentucky bid

American Water is in need of the bids for the State of Kentucky back to AW on 9-11-2008 not 9-21-2008 as originally requested, due to an unforeseen schedule change. The bids must be received by 5 PM on 9-11-2008

Feel free to contact me directly should you have any questions.

Thanks

Jerry

Gerald Coyne
Senior Strategic Buyer Chemicals
Operations Services
American Water Works Service Company, Inc
3906 Church Road
Mount Laurel, NJ. 08054
856-727-6219
856-381-1397 Mobile
856-727-6258 Fax
gerald.coyne@amwater.com

For Mailing Purposes
1025 Laurel Oak Road



Voorhees, NJ. 08043 2009 AW KY.xls



Gerald J
Coyne/SHARVCS/AWWSC
09/05/2008 08:08 AM

To David Shehee/KAWC/AWWSC@AWW
cc
bcc
Subject Fw: 2009 Kentucky Bid

History: This message has been forwarded.

see below

Feel free to contact me directly should you have any questions.

Thanks

Jerry

Gerald Coyne
Senior Strategic Buyer Chemicals
Operations Services
American Water Works Service Company, Inc
3906 Church Road
Mount Laurel, NJ. 08054
856-727-6219
856-381-1397 Mobile
856-727-6258 Fax
gerald.coyne@amwater.com

For Mailing Purposes
1025 Laurel Oak Road
Voorhees, NJ. 08043

----- Forwarded by Gerald J Coyne/SHARVCS/AWWSC on 09/05/2008 08:09 AM -----



phil wiseman
<wiseman@one.net>
09/04/2008 05:52 PM

To "Gerald. Coyne" <Gerald.Coyne@amwater.com>
cc
Subject 2009 Kentucky Bid

Gerald,

We are rescinding our last bid. I figured the cost per pound incorrect. I used total shipping weight- not drum weight.

Attached is our corrected bid for Earthtec for Kentucky American Water in Lexington, KY.

We are the current supplier and we are extended our current pricing.

Please feel free to contact me with any questions you may have.

--

PHIL WISEMAN

The "real" Dr. Phil
CCI, A CHEMICAL CORPORATION
859-647-7460 Office
859-647-6540 Fax
859-653-1759 Mobile



KY1_Filebid from CCI for Earthtec09052008.xls



Gerald J
Coyne/SHARVCS/AWWSC
09/04/2008 08:04 AM

To David Shehee/KAWC/AWWSC@AWW
cc
bcc
Subject Fw: 2009 Kentucky Bid

First bid has been returned, see attached

Feel free to contact me directly should you have any questions.

Thanks

Jerry

Gerald Coyne
Senior Strategic Buyer Chemicals
Operations Services
American Water Works Service Company, Inc
3906 Church Road
Mount Laurel, NJ. 08054
856-727-6219
856-381-1397 Mobile
856-727-6258 Fax
gerald.coyne@amwater.com

For Mailing Purposes
1025 Laurel Oak Road
Voorhees, NJ. 08043

----- Forwarded by Gerald J Coyne/SHARVCS/AWWSC on 09/04/2008 08:06 AM -----



phil wiseman
<wiseman@one.net>
09/03/2008 05:22 PM

To <Gerald.Coyne@amwater.com>
cc
Subject 2009 Kentucky Bid

Gerald,

Attached is our bid for Earthtec for Kentucky American Water in Lexington, KY.

We are the current supplier and we are extended our current pricing.

Please feel free to contact me with any questions you may have.

--
PHIL WISEMAN
The "real" Dr. Phil
CCI, A CHEMICAL CORPORATION
859-647-7460 Office
859-647-6540 Fax
859-653-1759 Mobile



KY1_Filebid from CC1 for Earthtec09032008.xls



Gerald J
Coyne/SHARVCS/AWWSC
08/25/2008 07:45 AM

To David Shehee/KAWC/AWWSC@AWW
cc
bcc

Subject Fw: Kentucky bid for 2009

History:

✉ This message has been replied to and forwarded.

David

Line 25 Chlorine can you let me know the answer to this question, i answered line 26

Feel free to contact me directly should you have any questions.

Thanks

Jerry

Gerald Coyne
Senior Strategic Buyer Chemicals
Operations Services
American Water Works Service Company, Inc
3906 Church Road
Mount Laurel, NJ. 08054
856-727-6219
856-381-1397 Mobile
856-727-6258 Fax
gerald.coyne@amwater.com

For Mailing Purposes
1025 Laurel Oak Road
Voorhees, NJ. 08043

----- Forwarded by Gerald J Coyne/SHARVCS/AWWSC on 08/25/2008 07:45 AM -----



DFIELD@brenntag.com
08/23/2008 07:02 AM

To Gerald.Coyne@amwater.com
cc JSell@brenntag.com
Subject Fw: Kentucky bid for 2009

Jerry, I need a clarification on line items 25 and 26. I need to confirm the discrepancies between columns C and E. I suspect line 25 you are looking for calcium hypochlorite, need to know if you want granular or 3 inch tablets. Line 26 just need to know which chemical you are actually wanting.

Thanks
Don Field
Indianapolis District Manager
Brenntag Mid-South

----- Forwarded by Don W Field/Mid-South/Brenntag on 08/23/2008 06:57 AM

Julie A
Sell/Mid-South/Br
enntag

08/21/2008 10:11
AM

Don W
Field/Mid-South/Brenntag@Brenntag
cc

Subject

Kentucky bid for 2009

Julie Sell
Brenntag Mid-South
3111 North Post Road
Indianapolis, IN 46226
ph: 317.898.8632
ext. 228

----- Forwarded by Julie A Sell/Mid-South/Brenntag on 08/21/2008 09:56 AM

Gerald.Coyne@amwa
ter.com

08/21/2008 09:55
AM

Richard.Guyer@amwater.com,
Paul.Ferla@amwater.com,
Gerald.Coyne@amwater.com

To
cc
Subject

Attached is a spreadsheet containing the chemicals for the State of Kentucky for 2009. Within the spreadsheet you will now find product description, monthly usage, delivery address and any special delivery requirement. American Water is requiring both 1 year pricing effective 1-1-2009 through 12-31-2009, and 90 day pricing effective 1-1-2009 through 3-31-2009. All potential suppliers are required to provide both set of prices. American Water will not accept any bid that is not complete. 1 Year price is to be placed in column S and the 90 day pricing is to be placed in T.

The spreadsheet will be due back to American Water on 9-21-2009, and this date is firm and will not be changed or extended under any circumstance.

Feel free to contact me directly should you have any questions.

Thanks

Jerry

Gerald Coyne
Senior Strategic Buyer Chemicals
Operations Services
American Water Works Service Company, Inc
3906 Church Road
Mount Laurel, NJ. 08054
856-727-6219
856-381-1397 Mobile
856-727-6258 Fax
gerald.coyne@amwater.com

For Mailing Purposes
1025 Laurel Oak Road
Voorhees, NJ. 08043 (See attached file: KY1 File.xls)

DISCLAIMER AND NOTICE OF CONFIDENTIAL MATERIAL PLEASE READ This message and any attachments or other files transmitted with it are CONFIDENTIAL and intended solely for the use of the individual or entity to whom or to which they are addressed. If you are not the intended recipient, or believe you have received this email in error, please do not read, copy, use or disclose this communication to others; also please notify the sender by replying to this message, and then delete it and all accompanying files from your system. Please verify that you will delete the e-mail in your reply. Please note that any views or opinions presented in this email are solely those of the author and do not necessarily represent those of Brenntag or its affiliated companies. Neither Brenntag nor any of its affiliated companies accepts any liability for any damage caused by any virus transmitted by this email or its attachments.



KY1 File.xls



Gerald J
Coyne/SHARVCS/AWWSC
07/03/2008 08:06 AM

To JSell@brenntag.com@AWX
cc David.Shehee@amwater.com
bcc

Subject Re: Fw: NSF Approval for Sulfuric Acid 38%

History: This message has been forwarded.

Julie

AW can no longer wait for Brenntag personnel to respond to our needs, it is imperative that a price is received by AW by the end of the day

Feel free to contact me directly should you have any questions.

Thanks

Jerry

Gerald Coyne
Senior Strategic Buyer Chemicals
Operations Services
American Water Works Service Company, Inc
3906 Church Road
Mount Laurel, NJ. 08054
856-727-6219
856-381-1397 Mobile
856-727-6258 Fax
gerald.coyne@amwater.com

For Mailing Purposes
1025 Laurel Oak Road
Voorhees, NJ. 08043

JSell@brenntag.com

07/02/2008 03:06 PM

To Gerald.Coyne@amwater.com
cc David.Shehee@amwater.com
Subject Re: Fw: NSF Approval for Sulfuric Acid 38%

Sent another request. Should be able to get back to you soon.

Julie Sell

Brenntag Mid-South
3111 North Post Road
Indianapolis, IN 46226
ph: 317.898.8632
ext. 228

Gerald.Coyne@amwater.com

07/02/2008 02:43 PM

To David.Shehee@amwater.com

cc JSell@brenntag.com

Subject Re: Fw: NSF Approval for Sulfuric Acid 38%

Julie

do you have an update on this

Feel free to contact me directly should you have any questions.

Thanks

Jerry

Gerald Coyne
Senior Strategic Buyer Chemicals
Operations Services
American Water Works Service Company, Inc
3906 Church Road
Mount Laurel, NJ. 08054
856-727-6219
856-381-1397 Mobile
856-727-6258 Fax
gerald.coyne@amwater.com

For Mailing Purposes
1025 Laurel Oak Road
Voorhees, NJ. 08043

David Shehee/KAWC/AWWSC

07/02/2008 02:40 PM

To Gerald J Coyne/SHARVCS/AWWSC@AWW

cc JSell@brenntag.com

Subject Re: Fw: NSF Approval for Sulfuric Acid 38% [Link](#)

Any information on this?

Thanks,

David

David B. Shehee
Water Quality Supervisor
Kentucky American Water
6300 Cedar Creek Lane
Lexington, Kentucky 40515
(859) 335-3660 office
(859) 335-3388 fax
david.shehee@amwater.com
www.kawc.com
www.bluegrasswater.com
Gerald J Coyne/SHARVCS/AWWSC

06/27/2008 02:42 PM

To JSell@brenntag.com@AWX
cc David Shehee/KAWC/AWWSC@AWW
Subject Re: Fw: NSF Approval for Sulfuric Acid 38%[Link](#)

Julie

This would be for owneton, it is on the spreadsheet i sent to you

Feel free to contact me directly should you have any questions.

Thanks

Jerry

Gerald Coyne
Senior Strategic Buyer Chemicals
Operations Services
American Water Works Service Company, Inc
3906 Church Road

Mount Laurel, NJ. 08054
856-727-6219
856-381-1397 Mobile
856-727-6258 Fax
gerald.coyne@amwater.com

For Mailing Purposes
1025 Laurel Oak Road
Voorhees, NJ. 08043

JSell@brenntag.com

06/27/2008 11:39 AM

To Gerald.Coyne@amwater.com

cc

Subject Re: Fw: NSF Approval for Sulfuric Acid 38%

the 25,000# of sulfuric you want pricing on delivering to Lexington, is it the 38% as well?

Julie Sell
Brenntag Mid-South
3111 North Post Road
Indianapolis, IN 46226
ph: 317.898.8632
ext. 228
Gerald.Coyne@amwater.com

06/27/2008 09:57 AM

To Gerald.Coyne@amwater.com

cc David.Shehee@amwater.com, jsell@brenntag.com

Subject Re: Fw: NSF Approval for Sulfuric Acid 38%

Julie

Can you contact David directly on this

Feel free to contact me directly should you have any questions.

Thanks

Jerry

Gerald Coyne
Senior Strategic Buyer Chemicals
Operations Services
American Water Works Service Company, Inc
3906 Church Road
Mount Laurel, NJ. 08054
856-727-6219
856-381-1397 Mobile
856-727-6258 Fax
gerald.coyne@amwater.com

For Mailing Purposes
1025 Laurel Oak Road
Voorhees, NJ. 08043

Gerald J Coyne/SHARSVCS/AWWSC

05/05/2008 09:19 AM

To jsell@brenntag.com

cc David Shehee/KAWC/AWWSC/AWW

Subject Fw: NSF Approval for Sulfuric Acid 38%

Julie

Can you work with Mary on this goes smoothly

Feel free to contact me directly should you have any questions.

Thanks

Jerry

Gerald Coyne
Senior Strategic Buyer Chemicals
Operations Services
American Water Works Service Company, Inc
3906 Church Road
Mount Laurel, NJ. 08054
856-727-6219
856-381-1397 Mobile
856-727-6258 Fax
gerald.coyne@amwater.com

For Mailing Purposes
1025 Laurel Oak Road
Voorhees, NJ. 08043

----- Forwarded by Gerald J Coyne/SHARSVCS/AWWSC on 05/05/2008 09:19 AM -----

David

Shehee/KAWC/AWWSC

To MFryman@brenntag.com@AWX

cc Gerald J Coyne/SHARSVCS/AWWSC@AWW, MMICULIS@brenntag.com, Rick

Buchanan/KAWC/AWWSC@AWW

05/05/2008 09:09 AM

Subject: Re: Fw: NSF Approval for Sulfuric Acid 38%[Link](#)

Mary,

Can we get an updated price for the NSF approved 38% sulfuric acid. We are going to be trying it in combination with another chemical now.

Thanks,

David

David B. Shehee
Water Quality Supervisor
Kentucky American Water
6300 Cedar creek Lane
Lexington, Kentucky 40515
(859) 335-3660 office
(859) 335-3388 fax
david.shehee@amwater.com

www.kawc.com
www.bluegrasswater.com
MFryman@brenntag.com

03/14/2007 09:05 AM

To dshehee@kawc.com
cc MMICULIS@brenntag.com
Subject Fw: NSF Approval for Sulfuric Acid 38%

David,

Attached is the NSF letter you requested as well as a link to the NSF website. Yesterday we found out the our Henderson facility has been NSF approved as of 03/20/07, so we now have that location as well as our Tampa, FL location approved.

Hope this give you everything you need. Let me know if there is anything else I can do for you.

Have a wonderful day!

Mary J. Fryman
Customer Service Representative
Brenntag Mid-South, Inc.
110 Carley Drive
Georgetown, KY 40324
Ph: 800-876-2874 Fax: 502-863-2903
E-mail: mfryman@brenntag.com

----- Forwarded by Mary J Fryman/Mid-South/Brenntag on 03/14/2007 08:56 AM -----

Corey L Roberts/Mid-South/Brenntag

03/14/2007 08:25 AM

To Mary J Fryman/Mid-South/Brenntag@Brenntag
cc Lee Kincaid/Mid-South/Brenntag@Brenntag, Mark A
Miculis/Mid-South/Brenntag@Brenntag
Subject Re: NSF Approval for Sulfuric Acid 38%[Link](#)

Mary:

As discussed, Henderson Facility is, as of 3/20/07, NSF certified on Sulfuric Acid 35% 38.5%, 50%, & 93% from all vendors. Below is the link to NSF's website and the listing I received yesterday afternoon.

<http://www.nsf.org/Certified/PwsChemicals/Listings.asp?Company=34960&Standard=060>

Thanks,

Corey L. Roberts
Director Corporate Safety
Corporate Customer Service Manager
Brenntag Mid-South, Inc.
croberts@brenntag.com
Phone: (270) 830-1242
Fax: (270) 830-1396

Mary J Fryman/Mid-South/Brenntag

To Corey L Roberts/Mid-South/Brenntag, Lee Kincaid/Mid-South/Brenntag

cc

Subject NSF Approval for Sulfuric Acid 38%

03/14/2007 07:14 AM

Good Morning Gentlemen,

I'm looking for a NSF Approval certificate for Sulfuric Acid 38%. We have the bid for KY American Water

delivering to Owen County, KY. It will be coming out of Tampa, FL.

Do either one of you have this?

Thanks,

Mary J. Fryman
Customer Service Representative
Brenntag Mid-South, Inc.
110 Carley Drive
Georgetown, KY 40324
Ph: 800-876-2874 Fax: 502-863-2903
E-mail: mfryman@brenntag.com

If you believe that you received this email in error, please do not read, copy, use or disclose this communication to others; also please notify the sender by replying to this message, and then delete it from your system. Please verify that you will delete the e-mail in your reply. Thank you.

DISCLAIMER AND NOTICE OF CONFIDENTIAL MATERIAL PLEASE READ This message and any attachments or other files transmitted with it are **CONFIDENTIAL** and intended solely for the use of the individual or entity to whom or to which they are addressed. If you are not the intended recipient, or believe you have received this email in error, please do not read, copy, use or disclose this communication to others; also please notify the sender by replying to this message, and then delete it and all accompanying files from your system. Please verify that you will delete the e-mail in your reply. Please note that any views or opinions presented in this email are solely those of the author and do not necessarily represent those of Brenntag or its affiliated companies. Neither Brenntag nor any of its affiliated companies accepts any liability for any damage caused by any virus transmitted by this email or its attachments.

If you believe that you received this email in error, please do not read, copy, use or disclose this communication to others; also please notify the sender by replying to this message, and then delete it from your system. Please verify that you will delete the e-mail in your reply. Thank you.

DISCLAIMER AND NOTICE OF CONFIDENTIAL MATERIAL PLEASE READ This message and any attachments or other files transmitted with it are **CONFIDENTIAL** and intended solely for the use of the individual or entity to whom or to which they are addressed. If you are not the intended recipient, or believe you have received this email in error, please do not read, copy, use or disclose this communication to others; also please notify the sender by replying to this message, and then delete it and all accompanying files from your system. Please verify that you will delete the e-mail in your reply. Please note that any views or opinions presented in this email are solely those of the author and do not necessarily represent

those of Brenntag or its affiliated companies. Neither Brenntag nor any of its affiliated companies accepts any liability for any damage caused by any virus transmitted by this email or its



attachments. ARF-20070312_DA05122_34963_060_002.pdf



"Ralph Coast"
<coast@AppliedSpecialties.com>

09/29/2008 02:04 PM

To <David.Shehee@amwater.com>

cc

bcc

Subject Lexington, KY Plants

History:

✉ This message has been replied to.

Hi David,

I have been trying to get in touch with Jerry Coyne to see who was awarded the bulk polymer (Cat Flocc LS and Applied bid AS2160) business at Lexington but he has not returned any of my messages. We received the bid award sheet but our name is not on it for the cationic polymer and I am very curious as to who obtained the business? I thought we put in a good price but maybe there are other reasons.

I appreciate any help you can provide.

Thanks
Ralph


Ralph Coast
Applied Specialties Inc.
724-752-6652 office/fax
724-944-0625 cell
coast@appliedspecialties.com

W Richard
Guyer/SHARVCS/AWWSC
09/15/2008 05:34 PM

To David Shehee/KAWC/AWWSC@AWW, Gerald J
Coyne/SHARVCS/AWWSC@AWW

cc
bcc

Subject Carus Verbal Quote for 1:10 Zn Ortho for KY

History:  This message has been forwarded.

Craig Principi of Carus quoted \$1.30 per pound for both KY River and Richmond Road locations for 12 months in 2009.


W. Richard Guyer
Category Manager
Operations Services
3906 Church Road
Mt. Laurel, NJ 08954
Tel: 856-727-6205
Cell: 856-381-2408
Fax: 856-727-6259

Mailing Instructions
1025 Laurel Oak Road
Voorhees, NJ 08043

W Richard
Guyer/SHARVCS/AWWSC
09/03/2008 02:35 PM

To David Shehee/KAWC/AWWSC@AWW
cc
bcc

Subject Comparison - 2008 vs 2009 Treatment Chemical Pricing

History:  This message has been forwarded.

David

Attached is the table we discussed. For those chemicals that are not included in the table, we estimated a 50% increase. They should be the minor chemicals.



2008 vs 2009 Chemical Pricing Revised.xls

Dick

W. Richard Guyer
Category Manager
Operations Services
3906 Church Road
Mt. Laurel, NJ 08954
Tel: 856-727-6205
Cell: 856-381-2408
Fax: 856-727-6259

Mailing Instructions
1025 Laurel Oak Road
Voorhees, NJ 08043

KENTUCKY-AMERICAN WATER COMPANY
CASE NO. 2010-00036
COMMISSION STAFF'S SECOND SET OF INFORMATION REQUESTS

Witness: Keith Cartier

17. Refer to Direct Testimony of Keith Carter at 10. Mr. Carter states that “[C]hemical expenses are projected based on the most recent five-year average consumption for each chemical (in pounds per million gallon treated), adjusted if warranted based on operating experience.” Identify each instance where projected chemical usage was adjusted to reflect operating experience. For each instance, explain in detail why this adjustment was made and describe how it was made.

Response:

The adjustments made were for copper sulfate and potassium permanganate in our Northern Division. For copper sulfate, the product had not been used since acquiring Owenton Water Works in 2005 and did not have a reference point. The amounts budgeted are based upon recommended feed rates for liquid copper sulfate. For potassium permanganate, the two-year average placed the majority of the feed in just a few months. Potassium permanganate is used when Thomas Lake is the source water. We chose to plan use evenly over the entire year at 20 pounds per month, which increased the annual amount by 60 pounds, to smooth variances caused by timing, as Thomas Lake is used less frequently as the primary source.

For the electronic version, refer to KAW_R_PSCDR2#17_043010.pdf.

KENTUCKY-AMERICAN WATER COMPANY
CASE NO. 2010-00036
COMMISSION STAFF'S SECOND SET OF INFORMATION REQUESTS

Witness: Keith Cartier

18. Refer to Kentucky-American's Response to Commission Staff's First Set of Information Requests, Item 1(a), W/P3-4 at 2.
- a. According to Kentucky-American, the cleaning cost of Kentucky River Station is increasing from \$184,628 to \$245,000, an increase of \$60,372 or 32.7 percent. Provide a detailed explanation for this increase.
 - b. Explain why Kentucky-American refers to the 2011 cost to clean the Kentucky River Station as the "actual cost."
 - c. For each Kentucky-American water treatment facility, list the dates in the previous ten years that the facility was cleaned, the cost of each cleaning, and the amortization period that Kentucky-American used for the cost of each cleaning.
 - d. Provide the date the Kentucky River Station will be cleaned in 2011 and the basis for the cost estimate.

Response:

- a. The KRS I sludge lagoon cleaning project is bid, with the project awarded to the lowest qualified contractor. The project entails spreading dried material from prior lagoon cleanings in areas around the plant site in addition to removing wet material from the lagoons and placing the wet material in the drying area. Kentucky-American expects to bid the project once again, anticipating that additional site work may be required to the sludge drying area in addition to the normal work conducted as part of the clean out project.
- b. The label is not accurate. The 2011 cost is projected.
- c. The Kentucky River Station sludge lagoon was cleaned late fall 2001 (\$144,000) summer 2004 (\$187,529), fall of 2006 (\$202,500) and summer 2009 (\$184,627). The amortization periods were 24 months. The Richmond Road sludge lagoons were cleaned in the summer of 2002 (\$87,572), summer 2004 (\$75,769), spring of 2005 (\$69,565), and fall of 2007 (\$150,000). These expenses were not amortized; the first three were expensed in year incurred and the 2007 expense was accrued.
- d. The sludge lagoon project at KRS typically spans more than one month. The amortization is planned to start in July 2011, after completion of the project. The basis for the cost was historical cost plus additional costs expected for site preparation and post clean up work to the area.

For the electronic version, refer to KAW_R_PSCDR2#18_043010.pdf.

**KENTUCKY-AMERICAN WATER COMPANY
CASE NO. 2010-00036
COMMISSION STAFF'S SECOND SET OF INFORMATION REQUESTS**

Witness: Patrick L. Baryenbruch/Michael A. Miller

19. Refer to Direct Testimony of Patrick L. Baryenbruch.
- a. At page 4 of “Market Cost Comparison of Service Company Charges to Kentucky American Water Company 12-Months Ended September 30, 2009,” Mr. Baryenbruch refers to monthly bills that the Service Company issues to the operating companies. Provide each monthly invoice that the Service Company issued to Kentucky-American for the 12-month period ending September 30, 2009.
 - b. Provide each monthly invoice that the Service Company issued to Kentucky-American for the period from October 1, 2009 to December 31, 2009.
 - c. Refer to “Market Cost Comparison of Service Company Charges to Kentucky American Water Company 12-Months Ended September 30, 2009” at 7. List and describe each of the \$891,627 of Service Company charges that was considered “Capital.”
 - d. Refer to “Market Cost Comparison of Service Company Charges to Kentucky American Water Company 12-Months Ended September 30, 2009” at 9. List and describe each Service Company charge that is included in each category listed in Table 1.

Table 1		
	<u>Expense Category</u>	<u>Amount</u>
(1)	Engineering	\$ 11,031
(2)	Operations	\$ 1,073,526
(3)	Water Quality	\$ 260,216

- e. Explain why the expense categories would not be included in the “Kentucky-American Cost Per Customer.”
- f. List each service that American Water Works Company’s (“AWWC”) Corporate Office provides to AWWC subsidiaries.

Response:

- a. See attached.
- b. See attached.
- c. Please see the attached for a breakdown of the \$891,627 of capital charges listed in Mr. Baryenbruch's Market Cost Comparison document. The capital charges are shown by function along with the Service Company capital formula charged.
- d. Please see the attached file for a breakdown of the Table 1 charges listed in Mr. Baryenbruch's Market Cost Comparison document. The charges are shown by Table 1 category along with the Service Company object account charged.
- e. Mr. Baryenbruch's study compares KAWC's A&G-related cost per customer to the A&G related cost per customer for the utility service companies that file a FERC Form 60. This is necessary because the service company comparison group serve retail electric and gas utilities. It would be an unfair comparison if their cost pool would include the cost of providing operations and maintenance-related services such as electric generation or gas storage services, which American Water's Service Company does not provide. Likewise, American Water's Service Company provides the operations and maintenance-related services listed in table 1 above, which are not provided by the electric and gas utility service companies. On the other hand, all service companies providing A&G-related services such as accounting, human resources and information technology services to their regulated utility affiliates. Thus, a comparison that is isolated on A&G expenses is fair and appropriate.
- f. Please see the attachment for the contract between Kentucky-American and the Service Company. The section labeled - Article 1 which starts on page 2 and continues through page 9 details the services provided to Kentucky American by the Service Company.

For the electronic version, refer to KAW_R_PSCDR2#19_043010.pdf.

Data Selection Values

Year: 08 Period: 10 Region: D Southeastern Region

Business Partner: 12

Intercompany Settlement Co 12

Description Of Service	Hours	Payroll	Expenses	Total
Accounting	811.63	26,754.31	15,909.11	42,663.42
Administration	89.93	5,870.60	101,783.18	107,653.78
Audit	43.95	2,624.53	1,419.68	4,044.21
Communications	215.15	10,950.43	6,922.24	17,872.67
Legal	361.47	16,152.35	8,884.43	25,036.78
Engineering	2.64	225.56	355.75	581.31
Finance	987.87	50,221.64	41,444.32	91,665.96
Human Resources	433.35	20,600.87	16,888.08	37,488.95
Information Systems	849.50	36,553.18	81,107.96	117,661.14
Operations	810.74	43,500.80	29,789.43	73,290.23
Rates & Revenue	100.58	5,107.94	6,639.98	11,747.92
Risk Management	138.72	6,870.13	4,262.23	11,132.36
Water Quality	269.62	8,833.63	11,477.34	20,310.97
Customer Service	4,329.42	79,961.36	71,097.45	151,058.81
TOTAL:	9,444.57	314,227.33	397,981.18	712,208.51

TOTAL CURRENT MONTH CHARGES

712,208.51

LESS: PAYMENT-PRIOR EST. BILLING

711,225.06

NET AMOUNT PAYABLE (RECEIVABLE)

983.45

PLUS: EST. CURRENT MONTH BILLING

712,208.51

713,191.96

582150

American Water Works Company
Southeast Service Company Billing
Business Partner Report

1
12/02/08
15:30:13

Data Selection Values
Period: 10 Year: 08
Region: D Southeastern Region
Location: 0003 AW Service Co.

Business Partner: 12 Kentucky-American Water Co.

Month | | Year-To-Date

Description Of Service	Actual	Budget	Variance	Actual	Budget	Variance
D Southeastern Region						
12 Kentucky-American Water Co.						
0003 AW Service Co.						
03001 BS Movements Co 3	15,644.23-		15,644.23-	15,465.21-		15,465.21-
Total:	15,644.23-		15,644.23-	15,465.21-		15,465.21-
03001 BS Movements Co 3						
Total:	15,644.23-		15,644.23-	15,465.21-		15,465.21-
Total: 0003 AW Service Co.						
0320 SC-CORP Bus Develop						
OPEX						
032020 CORP-Corporate Bus Development	1,638.79		1,638.79	20,207.20		20,207.20
Total: OPEX	1,638.79		1,638.79	20,207.20		20,207.20
CAPEX						
032020 CORP-Corporate Bus Development	31.59		31.59	404.90		404.90
Total: CAPEX	31.59		31.59	404.90		404.90
Total: 0320 SC-CORP Bus Develop	1,670.38		1,670.38	20,612.10		20,612.10
0321 SC-CORP Audit						
OPEX						
032060 CORP-Audit	3,994.03		3,994.03	38,633.76		38,633.76
Total: OPEX	3,994.03		3,994.03	38,633.76		38,633.76
CAPEX						
032060 CORP-Audit	50.18		50.18	521.75		521.75
Total: CAPEX	50.18		50.18	521.75		521.75
Total: 0321 SC-CORP Audit	4,044.21		4,044.21	39,155.51		39,155.51
0322 SC-CORP External Affairs						
OPEX						
032022 CORP-Government Affairs	1,514.16		1,514.16	12,695.81		12,695.81
032025 CORP-External Affairs	2,016.92		2,016.92	21,507.60		21,507.60
032068 CORP-Marketing	6,747.60		6,747.60	43,852.13		43,852.13
032085 CORP-External Communications	1,351.57		1,351.57	16,102.64		16,102.64
032086 CORP-Internal Communications	1,121.21		1,121.21	9,783.81		9,783.81
032087 CORP-Corp Social Resp	274.37		274.37	7,855.17		7,855.17
Total: OPEX	13,025.83		13,025.83	111,797.16		111,797.16
CAPEX						
032022 CORP-Government Affairs	5.65		5.65	65.91		65.91
032025 CORP-External Affairs	31.59		31.59	316.15		316.15
032068 CORP-Marketing	19.02		19.02	288.05		288.05
032085 CORP-External Communications	9.29		9.29	77.94		77.94
032086 CORP-Internal Communications	9.09		9.09	93.45		93.45
032087 CORP-Corp Social Resp	.76		.76	.76		.76
Total: CAPEX	74.64		74.64	842.26		842.26
Total: 0322 SC-CORP External Affairs	13,100.47		13,100.47	112,639.42		112,639.42
0323 SC-Supply Chain Location						
OPEX						

582150
American Water Works Company
Southeast Service Company Billing
Business Partner Report

2
12/02/08
15:30:13

Data Selection Values
Period: 10 Year: 08
Region: D Southeastern Region
Location: 0323 SC-Supply Chain Location

Business Partner: 12 Kentucky-American Water Co.

| Month | | Year-To-Date |

Description Of Service	Actual	Budget	Variance	Actual	Budget	Variance
D Southeastern Region						
12 Kentucky-American Water Co.						
0323 SC-Supply Chain Location						
OPEX						
032009 CORP-Supply Chain-Pass Thru	6,242.37	6,242.37		57,210.16	57,210.16	
032010 CORP-Supply Chain-Sourcing	1.56	1.56		29.09	29.09	
033010 WE-Supply Chain	2.69	2.69		37.32	37.32	
033510 CE-Supply Chain	1,560.32	1,560.32		13,980.14	13,980.14	
035010 SE-Supply Chain	.57	.57		10.76	10.76	
036510 NE-Supply Chain	7,807.51	7,807.51		71,268.37	71,268.37	
Total: OPEX						
CAPEX						
032009 CORP-Supply Chain-Pass Thru	6,300.85	6,300.85		55,465.88	55,465.88	
032010 CORP-Supply Chain-Sourcing	16.85	16.85		48.03	48.03	
033010 WE-Supply Chain	.27	.27		.33	.33	
033510 CE-Supply Chain	759.90	759.90		7,443.14	7,443.14	
035010 SE-Supply Chain				13.53	13.53	
036510 NE-Supply Chain	7,044.17	7,044.17		62,970.91	62,970.91	
Total: CAPEX	14,851.68	14,851.68		134,239.28	134,239.28	
Total: 0323 SC-Supply Chain Location						
0324 SC-ITS Location						
OPEX						
032030 CORP-ITS Client Rel Admin	1,246.27	1,246.27		11,303.65	11,303.65	
032031 CORP-Service Desk	1,570.58	1,570.58		14,825.54	14,825.54	
032032 CORP-ITS Bus Development	1,413.64	1,413.64		11,678.49	11,678.49	
032033 Chg Ctrl & Desktop Automation	3,244.93	3,244.93		25,541.55	25,541.55	
032034 CORP-ITS Appl Adm & Security	1,674.61	1,674.61		16,897.50	16,897.50	
032071 CORP-ITS Admin	13,929.59	13,929.59		126,392.43	126,392.43	
032072 CORP-ITS PMO	4,523.65	4,523.65		26,165.76	26,165.76	
032073 CORP-ITS Infra/Oper Admin	700.02	700.02		7,661.04	7,661.04	
032074 CORP-ITS Production	24,119.75	24,119.75		249,582.82	249,582.82	
032075 CORP-Enterprise Server	18,222.60	18,222.60		145,170.02	145,170.02	
032076 CORP-Communications	9,879.22	9,879.22		51,146.26	51,146.26	
032077 CORP-ITS Security Operations						
032078 CORP-ITS Adm Business Appl Dev	2,326.10	2,326.10		16,325.09	16,325.09	
032079 CORP-Technical Applications	6,266.02	6,266.02		84,171.57	84,171.57	
032080 CORP-Functional Applications	5,881.29	5,881.29		60,813.92	60,813.92	
032081 CORP-ITS Quality Assurance	1,378.67	1,378.67		16,050.80	16,050.80	
032082 Client Relationship Management	2,084.36	2,084.36		10,420.55	10,420.55	
032083 CORP-ITS Strategy/Governance	616.80	616.80		4,590.16	4,590.16	
032093 CORP-ITS Design Authority	1,771.12	1,771.12		22,307.25	22,307.25	
033031 WE-ITS Client Relations						
033531 CE-Western CS & S	840.24	840.24		9,851.70	9,851.70	
035031 SE-ITS Client Relations	571.12	571.12		3,738.45	3,738.45	
036531 NE-Eastern CS & S	9,533.33	9,533.33		116,328.21	116,328.21	
Total: OPEX	111,793.91	111,793.91		1,030,962.76	1,030,962.76	

582150 American Water Works Company 3
12/02/08
15:30:13
Southeast Service Company Billing
Business Partner Report
Business Partner: 12 Kentucky-American Water Co.
Data Selection Values
Period: 10 Year: 08
Region: D Southeastern Region
Location: 0324 SC-ITS Location

Description Of Service	Month		Year-To-Date		Variance
	Actual	Budget	Actual	Budget	
D Southeastern Region					
12 Kentucky-American Water Co.					
0324 SC-ITS Location					
CAPEX					
032030 CORP-ITS Client Rel Admin	3.26		103.32		103.32
032031 CORP-Service Desk	16.28		198.87		198.87
032032 CORP-ITS Bus Development	16.23		171.74		171.74
032033 Chg Ctrl & Desktop Automation	13.55		116.73		116.73
032034 CORP-ITS Appl Adm & Security	22.31		219.91		219.91
032071 CORP-ITS Admin	620.69		4,177.07		4,177.07
032072 CORP-ITS PMO	37.62		439.77		439.77
032073 CORP-ITS Infra/Oper Admin	7.55		90.34		90.34
032074 CORP-ITS Production	1,799.21		17,782.46		17,782.46
032075 CORP-Enterprise Server	628.09		4,174.57		4,174.57
032076 CORP-Communications	630.09		2,473.28		2,473.28
032077 CORP-ITS Security Operations					
032078 CORP-ITS Adm Business Appl Dev	25.26		224.93		224.93
032079 CORP-Technical Applications	108.81		2,338.33		2,338.33
032080 CORP-Functional Applications	155.45		1,425.27		1,425.27
032081 CORP-ITS Quality Assurance	18.35		206.64		206.64
032082 Client Relationship Management	20.98		149.65		149.65
032083 CORP-ITS Strategy/Governance	7.48		43.84		43.84
032093 CORP-ITS Design Authority	30.60		335.56		335.56
033031 WE-ITS Client Relations					
033531 CH-Western CS & S	3.44		4.07		4.07
035031 SE-ITS Client Relations	8.36		56.99		56.99
036531 NE-Eastern CS & S	1,693.62		16,528.85		16,528.85
Total: CAPEX	5,867.23		51,262.19		51,262.19
Total: 0324 SC-ITS Location	117,661.14		1,082,224.95		1,082,224.95
0325 SC--SSC Location					
OPEX					
032084 SSC-Accounts Payable	5,383.60		45,473.23		45,473.23
032505 SSC-Administration	11,939.70		104,176.09		104,176.09
032560 SSC-Financial Reporting			.01		.01
032570 SSC-General Accounting	8,314.09		82,834.56		82,834.56
032571 SSC-Tax	3,354.94		31,283.92		31,283.92
032572 SSC-Business Support Services	2,756.82		24,780.25		24,780.25
032573 SSC-Planning & Reporting					
032574 SSC-Rates & Regulation	2,344.54		24,511.18		24,511.18
032575 SSC-Cash Management	3,801.91		34,996.05		34,996.05
032576 SSC-Facility Services					
032577 SSC-Utility Plant Accounting	4,176.50		46,435.55		46,435.55
032578 SSC-Project Management	598.50		6,483.24		6,483.24
032579 SSC-Employee Services	5,641.53		54,704.13		54,704.13
032580 SSC-AWE	366.38		4,541.25		4,541.25
Total: OPEX	48,678.51		460,219.44		460,219.44

Data Selection Values
Period: 10 Year: 08
Region: D Southeastern Region
Location: 0325 SC-SSC Location

Business Partner: 12 Kentucky-American Water Co.

Month | | Year-To-Date

Description Of Service	Actual	Budget	Variance	Actual	Budget	Variance
D						
12						
Kentucky-American Water Co.						
0325						
SC-SSC Location						
CAPEX						
032084	101.37	101.37	0	398.39	398.39	0
SSC-Accounts Payable						
032505	584.70	584.70	0	2,106.60	2,106.60	0
SSC-Administration						
032560	156.33	156.33	0	602.47	602.47	0
SSC-Financial Reporting						
032570	54.73	54.73	0	215.81	215.81	0
SSC-General Accounting						
032571	50.54	50.54	0	176.70	176.70	0
SSC-Tax						
032572	1,678.13	1,678.13	0	13,576.57	13,576.57	0
SSC-Business Support Services						
032573	66.47	66.47	0	269.73	269.73	0
SSC-Planning & Reporting						
032574	89.26	89.26	0	361.19	361.19	0
SSC-Rates & Regulation						
032575	13.55	13.55	0	54.37	54.37	0
SSC-Cash Management						
032576	121.66	121.66	0	468.57	468.57	0
SSC-Facility Services						
032577	51.35	51.35	0	202.74	202.74	0
SSC-Utility Plant Accounting						
032578	2,968.09	2,968.09	0	18,433.14	18,433.14	0
SSC-Project Management						
032579	51.35	51.35	0	202.74	202.74	0
SSC-Employee Services						
032580	51.35	51.35	0	202.74	202.74	0
SSC-AWE						
Total: CAPEX	51,646.60	51,646.60	0	478,652.58	478,652.58	0
0325						
SC-SSC Location						
OPEX						
0326						
SC-CORP Operations						
032011	2,913.10	2,913.10	0	31,660.88	31,660.88	0
CORP-Chief Operating Officer						
032016	5,729.90	5,729.90	0	67,402.14	67,402.14	0
CORP-Maintenance Services						
032019	1,914.52	1,914.52	0	22,011.75	22,011.75	0
CORP-Operational Risk						
032064	949.25	949.25	0	7,578.75	7,578.75	0
CORP-Operational Performance						
032065	155.25	155.25	0	38,417.59	38,417.59	0
CORP-Asset Management						
032066	246.17	246.17	0	2,843.04	2,843.04	0
CORP-Research & Env Excellence						
036550	218.57	218.57	0	2,357.86	2,357.86	0
CORP-COE-Engineering						
036551	12,126.76	12,126.76	0	172,272.01	172,272.01	0
CORP-COE-Technical Services						
Total: OPEX	604.01	604.01	0	5,895.35	5,895.35	0
CAPEX						
032011	1,342.39	1,342.39	0	6,618.39	6,618.39	0
CORP-Chief Operating Officer						
032019	259.62	259.62	0	2,529.84	2,529.84	0
CORP-Operational Risk						
032064	5,564.92	5,564.92	0	50,008.44	50,008.44	0
CORP-Operational Performance						
032065	1,108.57	1,108.57	0	5,103.23	5,103.23	0
CORP-Asset Management						
032066	14,803.69	14,803.69	0	110,014.38	110,014.38	0
CORP-Research & Env Excellence						
036550	8,407.71	8,407.71	0	30,582.28	30,582.28	0
CORP-COE-Engineering						
036551	32,090.91	32,090.91	0	210,751.91	210,751.91	0
CORP-COE-Technical Services						
Total: CAPEX	44,217.67	44,217.67	0	383,023.92	383,023.92	0
0326						
SC-CORP Operations						
0327						
SC-CORP Finance						
OPEX						
032007	5,075.95	5,075.95	0	55,409.15	55,409.15	0
CORP-Finance						
032017	6,122.90	6,122.90	0	59,507.68	59,507.68	0
CORP-Planning & Reporting						
032027	20,233.12	20,233.12	0	388,603.80	388,603.80	0
CORP-Reporting & Compliance						

582150 American Water Works Company 5
Southeast Service Company Billing 12/02/08
Business Partner Report 15:30:13

Data Selection Values
Period: 10 Year: 08
Region: D Southeastern Region
Location: 0327 SC-CORP Finance

Business Partner: 12 Kentucky-American Water Co.

Description Of Service	Month			Year-To-Date		
	Actual	Budget	Variance	Actual	Budget	Variance
D Southeastern Region						
12 Kentucky-American Water Co.						
0327 SC-CORP Finance						
OPEX						
032037 CORP-Investor Relations	966.10		966.10	12,851.73		12,851.73
032047 CORP-Income Tax	5,497.23		5,497.23	85,296.09		85,296.09
032057 CORP-Treasury	4,332.83		4,332.83	40,771.89		40,771.89
Total: OPEX	42,228.13		42,228.13	642,440.34		642,440.34
CAPEX						
032007 CORP-Finance	54.58		54.58	647.95		647.95
032017 CORP-Planning & Reporting	62.83		62.83	652.94		652.94
032027 CORP-Reporting & Compliance	25.52		25.52	239.25		239.25
032037 CORP-Investor Relations	18.83		18.83	212.45		212.45
032047 CORP-Income Tax	3,690.31		3,690.31	3,968.68		3,968.68
032057 CORP-Treasury	46.43		46.43	525.26		525.26
Total: CAPEX	3,898.50		3,898.50	6,246.53		6,246.53
Total: 0327 SC-CORP Finance	46,126.63		46,126.63	648,686.87		648,686.87
0328 SC-CORP Human Resources						
OPEX						
032002 CORP-HR Comp/Benefits	3,656.04		3,656.04	42,049.25		42,049.25
032003 CORP-HR Talent Development	1,189.54		1,189.54	7,209.18		7,209.18
032004 CORP-HR Labor Relations	1,145.52		1,145.52	10,786.44		10,786.44
032006 CORP-Business Center HR	2,655.22		2,655.22	25,567.57		25,567.57
032012 CORP-HR Strategic Staffing				01-		01-
032013 CORP-HR Systems & Processes	1,023.32		1,023.32	18,259.54		18,259.54
032014 CORP-Benefits Service Center	3,328.63		3,328.63	33,646.16		33,646.16
032018 CORP-Human Resources	1,381.75		1,381.75	15,762.14		15,762.14
Total: OPEX	14,380.02		14,380.02	153,280.27		153,280.27
CAPEX						
032002 CORP-HR Comp/Benefits	27.65		27.65	293.72		293.72
032003 CORP-HR Talent Development	7.01		7.01	45.52		45.52
032004 CORP-HR Labor Relations	7.78		7.78	103.04		103.04
032006 CORP-Business Center HR	23.58		23.58	217.14		217.14
032012 CORP-HR Strategic Staffing				100.15		100.15
032013 CORP-HR Systems & Processes	9.30		9.30			
032014 CORP-Benefits Service Center						
032018 CORP-Human Resources	10.46-		10.46-	23.67-		23.67-
Total: CAPEX	64.86		64.86	735.90		735.90
Total: 0328 SC-CORP Human Resources	14,444.88		14,444.88	154,016.17		154,016.17
0329 SC-CORP Legal						
OPEX						
032008 CORP-Legal Admin	46.48		46.48	444.42		444.42
032015 CORP-Legal	6,938.68		6,938.68	57,928.33		57,928.33
Total: OPEX	6,985.16		6,985.16	58,372.75		58,372.75
CAPEX						
032008 CORP-Legal Admin				2.71		2.71

582150 American Water Works Company 6
 Southeast Service Company Billing 12/02/08
 Business Partner Report 15:30:13

Data Selection Values
 Period: 10 Year: 08
 Region: D Southeastern Region
 Location: 0329 SC-CORP Legal

Business Partner: 12 Kentucky-American Water Co.

Description Of Service	Month		Year-To-Date		Variance
	Actual	Budget	Actual	Budget	
D Southeastern Region					
12 Kentucky-American Water Co.					
CAPEX					
032015 CORP-Legal	91.07		936.95		936.95
Total: CAPEX	91.07		939.66		939.66
0330 SC-CORP Legal	7,076.23		59,312.41		59,312.41
OPEX					
033001 WE-Production	.67		5.00		5.00
033002 WE-Network	38.58-		62.76		62.76
033003 WE-Customer Relations					
033004 WE-Technical Services	.62		20.76		20.76
033005 WE-Administration	71.67		598.96		598.96
033006 WE-Service Delivery	54.78-		5.11		5.11
033007 WE-Finance	283.13		2,229.56		2,229.56
033011 WE-Environmental Mgmt	.51		9.99		9.99
033014 WE-Engineering	1.25		8.13		8.13
033015 WE-Legal	6.49		295.23		295.23
033016 WE-Maintenance	313.28		2,371.98		2,371.98
033018 WE-Human Resources	3.15		68.69		68.69
033019 WE-Operational Risk	4.84		44.70		44.70
033020 WE-Business Development	7.14		175.81		175.81
033025 WE-External Affairs	6.38		170.02		170.02
033028 WE-Asset Planning	1.57		15.73		15.73
Total: OPEX	607.34		6,082.43		6,082.43
CAPEX					
033001 WE-Production					
033002 WE-Network					
033003 WE-Customer Relations					
033004 WE-Technical Services					
033005 WE-Administration					
033007 WE-Finance					
033011 WE-Environmental Mgmt					
033014 WE-Engineering					
033015 WE-Legal					
033016 WE-Maintenance					
033018 WE-Human Resources					
033019 WE-Operational Risk					
033020 WE-Business Development					
033025 WE-External Affairs					
033028 WE-Asset Planning					
Total: CAPEX	607.34		6,082.43		6,082.43
Total: 0330 SC-Western Region Location	607.34		6,082.43		6,082.43
0335 SC-Central Region Location					
OPEX					

582150 American Water Works Company 7
 Southeast Service Company Billing 12/02/08
 Business Partner Report 15:30:13

Data Selection Values
 Period: 10 Year: 08
 Region: D Southeastern Region
 Location: 0335 SC-Central Region Location

Business Partner: 12 Kentucky-American Water Co.

Description Of Service	Actual	Budget	Variance	Actual	Budget	Variance
D Southeastern Region						
12 Kentucky-American Water Co.						
0335 SC-Central Region Location						
OPEX						
033501 CE-Production	1.62		1.62	39.48		39.48
033502 CE-Network	7.39		7.39	73.59		73.59
033503 CE-Customer Relations	25.67		25.67	449.34		449.34
033505 CE-Administration	236.04		236.04	4,702.44		4,702.44
033507 CE-Finance	38.18		38.18	819.82		819.82
033511 CE-Environmental Mgmt	16.88		16.88	149.47		149.47
033514 CE-Engineering	18.94		18.94	602.85		602.85
033515 CE-Legal	13.77		13.77	258.52		258.52
033516 CE-Maintenance	357.47		357.47	3,674.23		3,674.23
033518 CE-Human Resources	216.37		216.37	1,577.60		1,577.60
033519 CE-Operational Risk	7.17		7.17	209.82		209.82
033520 CE-Business Development	10.59		10.59	292.20		292.20
033525 CE-External Affairs	13.55		13.55	174.50		174.50
Total: OPEX	963.64		963.64	13,023.86		13,023.86
CAPEX						
033501 CE-Production	.17		.17	.22		.22
033502 CE-Network	.76		.76	.94		.94
033503 CE-Customer Relations	29.07		29.07	88.19		88.19
033505 CE-Administration	32.80		32.80	38.88		38.88
033507 CE-Finance	3.91		3.91	4.71		4.71
033511 CE-Environmental Mgmt	97.44		97.44	113.31		113.31
033514 CE-Engineering	1.94		1.94	2.37		2.37
033515 CE-Legal	1.41		1.41	1.75		1.75
033516 CE-Maintenance	1.67		1.67	2.02		2.02
033518 CE-Human Resources	2.44		2.44	2.95		2.95
033519 CE-Operational Risk	1.17		1.17	1.39		1.39
033520 CE-Business Development	.60		.60	.45		.45
033525 CE-External Affairs	1.02		1.02	1.53		1.53
Total: CAPEX	174.40		174.40	258.71		258.71
Total: 0335 SC-Central Region Location	1,138.04		1,138.04	13,282.57		13,282.57
0340 SC-CSC Alton OH Location						
OPEX						
034005 CCA-Administration	12,562.98		12,562.98	122,433.39		122,433.39
034018 CCA-Human Resources	3,202.84		3,202.84	31,870.25		31,870.25
034070 CCA-Call Handling	26,374.92		26,374.92	263,634.55		263,634.55
034071 CCA-Billing	15,452.80		15,452.80	160,653.99		160,653.99
034072 CCA-Collections	14,065.97		14,065.97	123,003.55		123,003.55
034073 CCA-Operations & Performance	14,118.37		14,118.37	248,128.14		248,128.14
034074 CCA-Business Services	3,318.69		3,318.69	33,515.28		33,515.28
034075 CCA-Education & Development	2,852.61		2,852.61	31,123.23		31,123.23
Total: OPEX	91,949.18		91,949.18	1,014,362.38		1,014,362.38
CAPEX						

Data Selection Values

Period: 10 Year: 08
 Region: D Southeastern Region
 Location: 0340 SC-CSC Alton OH Location

Business Partner: 12 Kentucky-American Water Co.

 | Month | | | Year-To-Date |

Description Of Service	Actual	Budget	Variance	Actual	Budget	Variance
D Southeastern Region						
12 Kentucky-American Water Co.						
0340 SC-CSC Alton OH Location						
CAPEX						
034005 CCA-Administration						
034018 CCA-Human Resources						
034070 CCA-Call Handling						
034071 CCA-Billing						
034072 CCA-Collections						
034073 CCA-Operations & Performance						
034074 CCA-Business Services						
034075 CCA-Education & Development	3.34		3.34	16.39		16.39
Total: CAPEX	3.34		3.34	16.39		16.39
0345 SC-CSC Alton OH Location	91,952.52		91,952.52	1,014,378.77		1,014,378.77
0345 SC-Belleville Lab Location						
OPEX						
034517 BVLAB-Water Quality	18,039.31		18,039.31	166,900.74		166,900.74
Total: OPEX	18,039.31		18,039.31	166,900.74		166,900.74
CAPEX						
034517 BVLAB-Water Quality						
Total: CAPEX						
0350 SC-Belleville Lab Location	18,039.31		18,039.31	166,900.74		166,900.74
0350 SC-Southeast-PA Location						
OPEX						
035001 SE-Production	555.51		555.51	3,393.08		3,393.08
035002 SE-Network	613.27		613.27	10,307.79		10,307.79
035003 SE-Customer Relations	15,995.31		15,995.31	159,569.38		159,569.38
035005 SE-Administration	38,914.65		38,914.65	355,046.13		355,046.13
035007 SE-Finance	40,692.66		40,692.66	261,675.42		261,675.42
035011 SE-Environmental Mgmt	871.02		871.02	8,155.84		8,155.84
035014 SE-Engineering	305.08		305.08	3,330.61		3,330.61
035015 SE-Legal	17,908.58		17,908.58	186,521.29		186,521.29
035016 SE-Maintenance	14,165.44		14,165.44	188,039.84		188,039.84
035018 SE-Human Resources	19,566.21		19,566.21	170,679.20		170,679.20
035019 SE-Operational Risk	4,037.19		4,037.19	35,627.77		35,627.77
035020 SE-Business Development	13,921.84		13,921.84	112,442.70		112,442.70
035025 SE-External Affairs	11,768.05		11,768.05	120,957.61		120,957.61
Total: OPEX	179,314.81		179,314.81	1,615,746.66		1,615,746.66
CAPEX						
035001 SE-Production	7.43		7.43	53.88		53.88
035002 SE-Network	11.82		11.82	143.23		143.23
035003 SE-Customer Relations	63.60		63.60	659.90		659.90
035005 SE-Administration	542.33		542.33	5,301.47		5,301.47
035007 SE-Finance	366.21		366.21	3,664.70		3,664.70
035011 SE-Environmental Mgmt	21.99		21.99	150.51		150.51
035014 SE-Engineering	251.91		251.91	1,726.22		1,726.22

Data Selection Values
 Period: 10 Year: 08
 Region: D Southeastern Region
 Location: 0350 SC-Southeast-PA Location

Business Partner: 12 Kentucky-American Water Co.

 | Month | | Year-To-Date |

Description Of Service	Actual	Budget	Variance	Actual	Budget	Variance
D Southeastern Region						
12 Kentucky-American Water Co.						
0350 SC-Southeast-PA Location						
CAPEX						
035015 SE-Legal	28.63		28.63	397.77		397.77
035016 SE-Maintenance	231.50		231.50	988.53		988.53
035018 SE-Human Resources	33.48		33.48	362.16		362.16
035019 SE-Operational Risk	8.63		8.63	152.40		152.40
035020 SE-Business Development	16.81		16.81	225.59		225.59
035025 SE-External Affairs	12.44		12.44	150.35		150.35
Total: CAPEX	1,596.78		1,596.78	13,976.71		13,976.71
Total: 0350 SC-Southeast-PA Location	180,911.59		180,911.59	1,629,723.37		1,629,723.37
0362 SC-CORP Property						
OPEX						
032042 CORP-1000 Voorhees Building	2,196.13		2,196.13	13,597.45		13,597.45
032046 CORP-3906 Church Road	879.82		879.82	12,405.95		12,405.95
032062 CORP-Building Services	23,537.75		23,537.75	227,513.99		227,513.99
032063 CORP-Building Services Woodcre	8,973.52		8,973.52	87,847.30		87,847.30
032090 CORP-Prop Mgmt Development						
Total: OPEX	35,587.22		35,587.22	341,364.69		341,364.69
CAPEX						
032046 CORP-3906 Church Road	5,776.07		5,776.07	34,608.85		34,608.85
032062 CORP-Building Services	1,895.34		1,895.34	17,571.46		17,571.46
032063 CORP-Building Services Woodcre	1,258.37		1,258.37	4,205.33		4,205.33
032090 CORP-Prop Mgmt Development						
Total: CAPEX	8,929.78		8,929.78	56,385.64		56,385.64
Total: 0362 SC-CORP Property	44,517.00		44,517.00	397,750.33		397,750.33
0363 SC-CORP Eastern Division Ops						
OPEX						
032023 CORP-Eastern Division Ops	4,716.10		4,716.10	45,025.63		45,025.63
Total: OPEX	4,716.10		4,716.10	45,025.63		45,025.63
CAPEX						
032023 CORP-Eastern Division Ops	41.66		41.66	667.77		667.77
Total: CAPEX	41.66		41.66	667.77		667.77
Total: 0363 SC-CORP Eastern Division Ops	4,757.76		4,757.76	45,693.40		45,693.40
0364 SC-CORP Busn Transformation						
OPEX						
032040 CORP-Business Transformation	9.92		9.92	9.92		9.92
Total: OPEX	9.92		9.92	9.92		9.92
Total: 0364 SC-CORP Busn Transformation	9.92		9.92	9.92		9.92
0365 SC-Northeastern Reg Location						
OPEX						
036501 NE-Production	4.51		4.51	23.42		23.42
036502 NE-Network						
036503 NE-Customer Field Services						
036505 NE-Administration	5.63		5.63	6.12		6.12
Total: 0365 SC-Northeastern Reg Location	10.14		10.14	29.54		29.54

Data Selection Values

Period: 10 Year: 08

Region: D Southeastern Region
Location: 0365 SC-Northeastern Reg Location

Business Partner: 12 Kentucky-American Water Co.

| Month | | Year-To-Date |

Description Of Service	Actual	Budget	Variance	Actual	Budget	Variance
D Southeastern Region						
12 Kentucky-American Water Co.						
0365 SC-Northeastern Reg Location						
OPEX						
036507 NE-Finance	2.57		2.57	401.37		401.37
036511 NE-Environmental Mgmt				.02-		.02-
036514 NE-Engineering				.03-		.03-
036515 NE-Legal	1.67		1.67	79.36		79.36
036516 NE-Maintenance	21.26		21.26	150.86		150.86
036518 NE-Human Resources	19.58		19.58	212.64		212.64
036519 NE-Operational Risk	1.07		1.07	123.78		123.78
036520 NE-Business Development	3.34		3.34	42.51		42.51
036525 NE-External Affairs	11.75		11.75	597.04		597.04
036576 NE-Building Services Woodcrest	.08		.08	26.92		26.92
036591 NE-SAP Conversion						
Total: OPEX	71.46		71.46	2,066.84		2,066.84
CAPEX						
036501 NE-Production				14.23		14.23
036502 NE-Network						
036503 NE-Customer Field Services				188.29		188.29
036505 NE-Administration				100.06		100.06
036507 NE-Finance				.09-		.09-
036511 NE-Environmental Mgmt				.13-		.13-
036514 NE-Engineering				74.82		74.82
036515 NE-Legal				15.19		15.19
036516 NE-Maintenance				54.79		54.79
036518 NE-Human Resources				1,113.80		1,113.80
036519 NE-Operational Risk				1.91		1.91
036520 NE-Business Development				15.59		15.59
036525 NE-External Affairs				9.29		9.29
036576 NE-Building Services Woodcrest				1,587.75		1,587.75
Total: CAPEX	71.46		71.46	3,654.59		3,654.59
0369 SC-Northeastern Reg Location						
OPEX						
032050 CORP-Backfill Reg App				52.98		52.98
032069 CORP-Regulatory UFS	950.68		950.68	9,533.93		9,533.93
Total: OPEX	950.68		950.68	9,586.91		9,586.91
CAPEX						
032050 CORP-Backfill Reg App				.06		.06
032069 CORP-Regulatory UFS	7.95		7.95	103.92		103.92
Total: CAPEX	7.95		7.95	103.98		103.98
Total: 0369	958.63		958.63	9,690.89		9,690.89
0370 SC-CSC Pensacola OH Location						
OPEX						
037005 CCP-Administration	7,286.33		7,286.33	74,291.20		74,291.20

582150 American Water Works Company 11
 Southeast Service Company Billing 12/02/08
 Business Partner Report 15:30:13

Data Selection Values
 Period: 10 Year: 08
 Region: D Southeastern Region
 Location: 0370 SC-CSC Pensacola OH Location

Business Partner: 12 Kentucky-American Water Co.

Description Of Service	Month		Year-To-Date		Variance
	Actual	Budget	Variance	Actual	
D Southeastern Region					
12 Kentucky-American Water Co.					
0370 SC-CSC Pensacola OH Location					
OPEX					
037018 CCP-Human Resources ODI				4,242.69	4,242.69
037070 CCP-Call Handling	29,456.89		29,456.89	283,291.29	283,291.29
037071 CCP-Billing				.13	.13
037072 CCP-Collections				92,363.78	92,363.78
037073 CCP-Operations and Support	8,587.54		8,587.54	11,238.02	11,238.02
037074 CCP-Business Services				465,427.11	465,427.11
037075 CCP-Education & Development	864.72		864.72		
Total: OPEX	46,195.48		46,195.48	465,427.11	465,427.11
CAPEX					
037005 CCP-Administration					
037018 CCP-Human Resources ODI					
037070 CCP-Call Handling					
037071 CCP-Billing					
037072 CCP-Collections					
037073 CCP-Operations and Support					
037074 CCP-Business Services					
037075 CCP-Education & Development					
Total: CAPEX					
Total: 0370 SC-CSC Pensacola OH Location	46,195.48		46,195.48	465,427.11	465,427.11
0375 SC-STEP Project Location					
OPEX					
032091 CORP-STEP Project				60.34-	60.34-
Total: OPEX				60.34-	60.34-
CAPEX					
032091 CORP-STEP Project					
Total: CAPEX					
Total: 0375 SC-STEP Project Location				60.34-	60.34-
0388 SC-CORP Business Change					
OPEX					
032088 CORP-Business Change	169.28		169.28	55,153.41	55,153.41
Total: OPEX	169.28		169.28	55,153.41	55,153.41
CAPEX					
032088 CORP-Business Change				6.03	6.03
Total: CAPEX				6.03	6.03
Total: 0388 SC-CORP Business Change	169.28		169.28	55,159.44	55,159.44
0398 SC-CORP Other					
032000 CORP-Balance Sheet	15,644.23		15,644.23	728,657.17	728,657.17
Total:	15,644.23		15,644.23	728,657.17	728,657.17
032000 CORP-Balance Sheet					
Total:					

582150 American Water Works Company 12
 Southeast Service Company Billing 12/02/08
 Business Partner Report 15:30:13

Data Selection Values
 Period: 10 Year: 08
 Region: D Southeastern Region
 Location: 0398 SC-CORP Other

Business Partner: 12 Kentucky-American Water Co.

Description Of Service	Month			Year-To-Date		
	Actual	Budget	Variance	Actual	Budget	Variance
D Southeastern Region						
12 Kentucky-American Water Co.						
0398 SC-CORP Other						
OPEX						
032001 CORP-Hldg Services Marlton						
032005 CORP-CEO						
032061 CORP-Property Management						
032070 CORP-Shared Bus Services Admin						
032089 CORP-AWE Pass-Thru						
032092 CORP-Strategy & Planning						
032094 CORP-COE O&M						
032095 CORP-Project STAR						
032096 CORP-Chief Growth Officer						
032097 CORP-Product & Serv Innovation						
032098 CORP-Non-Departmental Costs						
Total: OPEX	6,266.43	7,042.21	798.58	141,907.04	164,447.02	141,907.04
CAPEX						
032001 CORP-Hldg Services Marlton						
032005 CORP-CEO						
032061 CORP-Property Management						
032070 CORP-Shared Bus Services Admin						
032089 CORP-AWE Pass-Thru						
032092 CORP-Strategy & Planning						
032094 CORP-COE O&M						
032095 CORP-Project STAR						
032096 CORP-Chief Growth Officer						
032097 CORP-Product & Serv Innovation						
032098 CORP-Non-Departmental Costs						
Total: CAPEX	1.82-	1.82-	798.58	811.44	811.44	811.44
Total: 0398	23,684.52	23,684.52	22.80-	13,826.01	13,826.01	13,826.01
Total: 12	712,208.51	712,208.51	798.58	8,713.97	8,713.97	8,713.97
Total: D	712,208.51	712,208.51	798.58	8,713.97	8,713.97	8,713.97
Total:	712,208.51	712,208.51	798.58	8,713.97	8,713.97	8,713.97
Total: Grand Total :	712,208.51	712,208.51	798.58	8,713.97	8,713.97	8,713.97
Total: SC-CORP Other	23,684.52	23,684.52	22.80-	13,826.01	13,826.01	13,826.01
Total: Kentucky-American Water Co.	712,208.51	712,208.51	798.58	8,713.97	8,713.97	8,713.97
Total: Southeastern Region	712,208.51	712,208.51	798.58	8,713.97	8,713.97	8,713.97
Total: Grand Total :	712,208.51	712,208.51	798.58	8,713.97	8,713.97	8,713.97

582050

American Water Works Company
Summary Bill Report - History

1
3/26/09
16:31:14

Data Selection Values

Year: 08 Period: 11 Region: D Southeastern Region

Business Partner: 12

Intercompany Settlement Co 12

Description Of Service	Hours	Payroll	Expenses	Total
Accounting	812.12	23,237.31	16,001.17	39,238.48
Administration	87.62	4,632.74	93,813.29	98,446.03
Audit	42.62	1,973.84	1,475.39	3,449.23
Communications	245.57	10,945.74	10,981.17	21,926.91
Legal	332.39	13,846.69	7,217.37	21,064.06
Engineering	4.42	187.96	376.87	564.83
Finance	899.61	42,295.60	45,461.08	87,756.68
Human Resources	438.96	18,363.47	14,394.90	32,758.37
Information Systems	882.28	34,792.69	77,148.15	111,940.84
Operations	820.41	39,701.06	28,336.60	68,037.66
Rates & Revenue	133.11	6,137.80	1,904.67	8,042.47
Risk Management	91.87	4,357.78	6,945.14	11,302.92
Water Quality	276.74	7,450.21	13,778.74	21,228.95
Customer Service	4,184.69	72,981.42	75,091.42	148,072.84
TOTAL:	9,252.41	280,904.31	392,925.96	673,830.27

TOTAL CURRENT MONTH CHARGES

673,830.27

LESS: PAYMENT-PRIOR EST. BILLING

712,208.51-

NET AMOUNT PAYABLE (RECEIVABLE)

38,378.24-

PLUS: EST. CURRENT MONTH BILLING

673,830.27

635,452.03

582150

American Water Works Company
Southeast Service Company Billing
Business Partner Report

1
3/27/09
10:25:59

Data Selection Values

Period: 11 Year: 08

Region: D Southeastern Region

Location: 0003 AW Service Co.

Business Partner: 12

Kentucky-American Water Co.

Month | | Year-To-Date

Description Of Service	Actual	Budget	Variance	Actual	Budget	Variance
D Southeastern Region						
12 Kentucky-American Water Co.						
0003 AW Service Co.						
03001 BS Movements Co 3	39,361.69-		39,361.69-	76,073.26		76,073.26
Total:	39,361.69-		39,361.69-	76,073.26		76,073.26
03001 BS Movements Co 3						
Total:						
Total: 0003 AW Service Co.						
0320 SC-CORP Bus Develop						
OPEX						
032020 CORP-Corporate Bus Development	1,581.96		1,581.96	23,492.13		23,492.13
033020 WE-Business Development	8.14		8.14	195.45		195.45
033520 CE-Business Development	2.71		2.71	280.74		280.74
035020 SE-Business Development	13,274.00		13,274.00	139,640.68		139,640.68
036520 NE-Business Development	2.69		2.69	42.21		42.21
Total: OPEX	14,869.50		14,869.50	163,651.21		163,651.21
CAPEX						
032020 CORP-Corporate Bus Development	32.62		32.62	483.89		483.89
033020 WE-Business Development						
033520 CE-Business Development						
035020 SE-Business Development	21.98		21.98	373.89		373.89
036520 NE-Business Development						
Total: CAPEX	54.60		54.60	860.17		860.17
Total: 0320 SC-CORP Bus Develop	14,924.10		14,924.10	164,511.38		164,511.38
0321 SC-CORP Audit						
OPEX						
032060 CORP-Audit	3,403.98		3,403.98	46,402.41		46,402.41
Total: OPEX	3,403.98		3,403.98	46,402.41		46,402.41
CAPEX						
032060 CORP-Audit	45.25		45.25	633.59		633.59
Total: CAPEX	45.25		45.25	633.59		633.59
Total: 0321 SC-CORP Audit	3,449.23		3,449.23	47,036.00		47,036.00
0322 SC-CORP External Affairs						
OPEX						
032022 CORP-Government Affairs	1,188.48		1,188.48	15,235.07		15,235.07
032025 CORP-External Affairs	1,571.93		1,571.93	25,072.54		25,072.54
032068 CORP-Marketing	2,603.07		2,603.07	55,317.05		55,317.05
032085 CORP-External Communications	3,564.16		3,564.16	20,443.73		20,443.73
032086 CORP-Internal Communications	1,416.30		1,416.30	13,086.52		13,086.52
032087 CORP-Corp Social Resp	655.95		655.95	10,712.44		10,712.44
033025 WE-External Affairs	12.41		12.41	191.92		191.92
033525 CE-External Affairs	5.63-		5.63-	147.91		147.91
035025 SE-External Affairs	10,832.80		10,832.80	146,590.83		146,590.83
036525 NE-External Affairs	5.49		5.49	606.21		606.21

582150

American Water Works Company
Southeast Service Company Billing
Business Partner Report

2
3/27/09
10:25:59

Data Selection Values

Period: 11 Year: 08
Region: D Southeastern Region
Location: 0322 SC-CORP External Affairs

Business Partner: 12 Kentucky-American Water Co.

Description Of Service	Month				Year-To-Date				
	Actual	Budget	Variance	Actual	Budget	Variance	Actual	Budget	Variance
D Southeastern Region									
12 Kentucky-American Water Co.									
0322 SC-CORP External Affairs									
CAPEX									
Total: OPEX	21,844.96			21,844.96			287,404.22		287,404.22
CAPEX									
032022 CORP-Government Affairs	4.91		4.91	4.91		77.68	77.68		77.68
032025 CORP-External Affairs	25.69		25.69	25.69		380.95	380.95		380.95
032068 CORP-Marketing	19.23		19.23	19.23		764.92	764.92		764.92
032085 CORP-External Communications	6.24		6.24	6.24		88.46	88.46		88.46
032086 CORP-Internal Communications	13.80		13.80	13.80		123.88	123.88		123.88
032087 CORP-Corp Social Resp						.76	.76		.76
033025 WE-External Affairs						1.57	1.57		1.57
033525 CE-External Affairs	12.08		12.08	12.08		264.77	264.77		264.77
035025 SE-External Affairs						15.59	15.59		15.59
036525 NE-External Affairs						1,718.58	1,718.58		1,718.58
Total: CAPEX	81.95		81.95	81.95		1,718.58	1,718.58		1,718.58
Total: 0322 SC-CORP External Affairs	21,926.91		21,926.91	21,926.91		289,122.80	289,122.80		289,122.80
0323 SC-Supply Chain Location									
OPEX									
032009 CORP-Supply Chain-Pass Thru						2.11	2.11		2.11
032010 CORP-Supply Chain-Sourcing	4,987.04		4,987.04	4,987.04		66,791.04	66,791.04		66,791.04
033010 WE-Supply Chain	1.76		1.76	1.76		34.03	34.03		34.03
033510 CE-Supply Chain	2.96		2.96	2.96		34.97	34.97		34.97
035010 SE-Supply Chain	1,286.66		1,286.66	1,286.66		16,655.20	16,655.20		16,655.20
036510 NE-Supply Chain	.60		.60	.60		18.19	18.19		18.19
Total: OPEX	6,277.82		6,277.82	6,277.82		83,535.54	83,535.54		83,535.54
CAPEX									
032009 CORP-Supply Chain-Pass Thru						.30	.30		.30
032010 CORP-Supply Chain-Sourcing	7,301.31		7,301.31	7,301.31		72,199.48	72,199.48		72,199.48
033010 WE-Supply Chain	6.07		6.07	6.07		73.60	73.60		73.60
033510 CE-Supply Chain						.34	.34		.34
035010 SE-Supply Chain	654.29		654.29	654.29		9,232.91	9,232.91		9,232.91
036510 NE-Supply Chain						13.53	13.53		13.53
Total: CAPEX	7,961.67		7,961.67	7,961.67		81,520.16	81,520.16		81,520.16
Total: 0323 SC-Supply Chain Location	14,239.49		14,239.49	14,239.49		165,055.70	165,055.70		165,055.70
0324 SC-ITS Location									
OPEX									
032030 CORP-ITS Client Rel Admin	576.77		576.77	576.77		11,695.42	11,695.42		11,695.42
032031 CORP-Service Desk	1,978.98		1,978.98	1,978.98		18,635.98	18,635.98		18,635.98
032032 CORP-ITS-BAD-Core Shared	1,311.86		1,311.86	1,311.86		15,226.10	15,226.10		15,226.10
032033 Chg Ctrl & Desktop Automation	659.66		659.66	659.66		26,312.44	26,312.44		26,312.44
032034 CORP-ITS Appl Adm & Security	1,469.16		1,469.16	1,469.16		20,150.99	20,150.99		20,150.99
032071 CORP-ITS Admin	15,615.75		15,615.75	15,615.75		191,346.06	191,346.06		191,346.06
032072 CORP-ITS PMO	5,325.70		5,325.70	5,325.70		37,305.30	37,305.30		37,305.30
032073 CORP-ITS Infra/Oper Admin	656.32		656.32	656.32		11,375.42	11,375.42		11,375.42

582150 American Water Works Company 3
 Southeast Service Company Billing 3/27/09
 Business Partner Report 10:25:59

Data Selection Values
 Period: 11 Year: 08
 Region: D Southeastern Region
 Location: 0324 SC-ITS Location

Business Partner: 12 Kentucky-American Water Co.

Description Of Service	Month			Year-To-Date		
	Actual	Budget	Variance	Actual	Budget	Variance
D Southeastern Region						
12 Kentucky-American Water Co.						
0324 SC-ITS Location						
OPEX						
032074 CORP-ITS Production	24,618.69		24,618.69	321,180.06		321,180.06
032075 CORP-Enterprise Server	12,715.54		12,715.54	172,898.81		172,898.81
032076 CORP-Communications	3,193.76		3,193.76	57,206.78		57,206.78
032077 CORP-ITS Security Operations	1,867.55		1,867.55	19,644.02		19,644.02
032078 CORP-ITS Adm Business Appl Dev	7,451.18		7,451.18	100,124.12		100,124.12
032079 CORP-ITS-BAD-Middle Office App	10,396.96		10,396.96	76,110.02		76,110.02
032080 CORP-ITS-BAD-Back Office Apps	3,819.32		3,819.32	23,562.76		23,562.76
032081 CORP-ITS-BAD-Quality&Methodigy	1,594.94		1,594.94	14,209.20		14,209.20
032082 CORP-ITS-BAD-Customer Facing	590.34		590.34	5,941.58		5,941.58
032083 CORP-ITS-BAD-Field Svc Apps	2,448.11		2,448.11	27,321.66		27,321.66
032093 CORP-ITS-Architecture						
033031 WE-ITS Client Relations						
033531 CE-Western CS & S	1,061.96		1,061.96	12,250.69		12,250.69
035031 SE-ITS Client Relations	392.84		392.84	5,387.53		5,387.53
036531 NE-Eastern CS & S	8,693.08		8,693.08	138,152.15		138,152.15
Total: OPEX	106,438.47		106,438.47	1,306,037.09		1,306,037.09
CAPEX						
032030 CORP-ITS Client Rel Admin	4.78		4.78	38.55		38.55
032031 CORP-Service Desk	16.72		16.72	236.10		236.10
032032 CORP-ITS-BAD-Core Shared	15.55		15.55	208.20		208.20
032033 Chg Ctrl & DeskTop Automation	13.01		13.01	144.68		144.68
032034 CORP-ITS Appl Adm & Security	19.86		19.86	265.05		265.05
032071 CORP-ITS Admin	585.92		585.92	5,499.07		5,499.07
032072 CORP-ITS PMO	37.02		37.02	534.14		534.14
032073 CORP-ITS Infra/Oper Admin	6.73		6.73	106.11		106.11
032074 CORP-ITS Production	1,743.48		1,743.48	23,451.56		23,451.56
032075 CORP-Enterprise Server	704.93		704.93	5,427.64		5,427.64
032076 CORP-Communications	94.57		94.57	2,621.39		2,621.39
032077 CORP-ITS Security Operations						
032078 CORP-ITS Adm Business Appl Dev	21.38		21.38	274.04		274.04
032079 CORP-ITS-BAD-Middle Office App	219.21		219.21	3,072.88		3,072.88
032080 CORP-ITS-BAD-Back Office Apps	396.78		396.78	1,970.24		1,970.24
032081 CORP-ITS-BAD-Quality&Methodigy	152.48		152.48	394.64		394.64
032082 CORP-ITS-BAD-Customer Facing	18.26		18.26	196.33		196.33
032083 CORP-ITS-BAD-Field Svc Apps	6.54		6.54	58.05		58.05
032093 CORP-ITS-Architecture	70.47		70.47	504.66		504.66
033031 WE-ITS Client Relations						
033531 CE-Western CS & S	5.77		5.77	4.19		4.19
035031 SE-ITS Client Relations	1,368.91		1,368.91	19,736.01		19,736.01
036531 NE-Eastern CS & S	5,502.37		5,502.37	64,908.98		64,908.98
Total: CAPEX	111,940.84		111,940.84	1,370,946.07		1,370,946.07
Total: 0324 SC-ITS Location						

Data Selection Values

Period: 11 Year: 08
Region: D Southeastern Region
Location: 0325 SC-SSC Location

Business Partner: 12 Kentucky-American Water Co.

Description Of Service	Month			Year-To-Date		
	Actual	Budget	Variance	Actual	Budget	Variance
D Southeastern Region						
12 Kentucky-American Water Co.						
0325 SC-SSC Location						
OPEX						
032084 SSC-Accounts Payable	4,793.12		4,793.12	55,682.53		55,682.53
032505 SSC-Administration	8,726.53		8,726.53	122,572.50		122,572.50
032560 SSC-Financial Reporting				.01		.01
032570 SSC-General Accounting	7,143.21		7,143.21	98,317.33		98,317.33
032571 SSC-Tax	2,932.93		2,932.93	37,400.50		37,400.50
032572 SSC-Business Support Services	2,105.51		2,105.51	29,546.89		29,546.89
032573 SSC-Planning & Reporting						
032574 SSC-Rates & Regulation	2,562.14		2,562.14	29,469.30		29,469.30
032575 SSC-Cash Management	3,764.13		3,764.13	43,473.77		43,473.77
032576 SSC-Facility Services				.02		.02
032577 SSC-Utility Plant Accounting	3,995.35		3,995.35	54,584.74		54,584.74
032578 SSC-Project Management	492.21		492.21	7,553.17		7,553.17
032579 SSC-Employee Services	5,095.19		5,095.19	65,811.68		65,811.68
032580 SSC-AWE	374.81		374.81	5,353.89		5,353.89
Total: OPEX	41,985.13		41,985.13	549,766.29		549,766.29
CAPEX						
032084 SSC-Accounts Payable	114.44		114.44	705.93		705.93
032505 SSC-Administration	670.13		670.13	3,859.17		3,859.17
032560 SSC-Financial Reporting						
032570 SSC-General Accounting	180.30		180.30	1,086.94		1,086.94
032571 SSC-Tax	60.65		60.65	395.42		395.42
032572 SSC-Business Support Services	55.38		55.38	330.20		330.20
032573 SSC-Planning & Reporting						
032574 SSC-Rates & Regulation	4,562.52		4,562.52	27,220.99		27,220.99
032575 SSC-Cash Management	84.43		84.43	507.11		507.11
032576 SSC-Facility Services						
032577 SSC-Utility Plant Accounting	107.15		107.15	661.00		661.00
032578 SSC-Project Management	15.76		15.76	95.27		95.27
032579 SSC-Employee Services	142.08		142.08	857.10		857.10
032580 SSC-AWE	59.76		59.76	371.55		371.55
Total: CAPEX	6,052.60		6,052.60	36,090.68		36,090.68
Total: 0325 SC-SSC Location	48,037.73		48,037.73	585,856.97		585,856.97
0326 SC-CORP Operations						
OPEX						
032011 CORP-Chief Operating Officer	2,124.28		2,124.28	36,117.13		36,117.13
032016 CORP-Maintenance Services						
032019 CORP-Operational Risk	6,178.54		6,178.54	79,115.15		79,115.15
032064 CORP-Operational Performance	1,553.80		1,553.80	25,544.97		25,544.97
032065 CORP-Asset Management	545.77		545.77	8,687.96		8,687.96
032066 CORP-Research & Env Excellence	6,264.67		6,264.67	49,377.32		49,377.32
033016 WE-Maintenance	465.06		465.06	3,300.96		3,300.96
033019 WE-Operational Risk	5.33		5.33	56.37		56.37

582150 American Water Works Company 5
Southeast Service Company Billing 3/27/09
Business Partner Report 10:25:59

Data Selection Values
Period: 11 Year: 08
Region: D Southeastern Region
Location: 0326 SC-CORP Operations

Business Partner: 12 Kentucky-American Water Co.

Description Of Service	Month		Year-To-Date		Variance
	Actual	Budget	Actual	Budget	
D Southeastern Region					
12 Kentucky-American Water Co.					
0326 SC-CORP Operations					
OPEX					
033516 CE-Maintenance	328.06		1,383.47		1,383.47
033519 CE-Operational Risk	11.73		202.22		202.22
035016 SE-Maintenance	11,990.63		210,659.30		210,659.30
035019 SE-Operational Risk	4,605.29		42,905.30		42,905.30
036516 NE-Maintenance	511.39		873.73		873.73
036519 NE-Operational Risk	2.68-		134.56		134.56
036550 CORP-COE-Engineering	216.74		3,156.21		3,156.21
036551 CORP-COE-Technical Services	198.73		2,733.73		2,733.73
Total: OPEX	34,997.34		464,248.38		464,248.38
CAPEX					
032011 CORP-Chief Operating Officer	987.45		7,553.26		7,553.26
032019 CORP-Operational Risk	496.85		8,671.98		8,671.98
032064 CORP-Operational Performance	284.29		3,336.22		3,336.22
032065 CORP-Asset Management	4,455.48		58,898.76		58,898.76
032066 CORP-Research & Env Excellence	103.75-		5,631.90		5,631.90
033016 WE-Maintenance					
033019 WE-Operational Risk					
033516 CE-Maintenance					
033519 CE-Operational Risk					
035016 SE-Maintenance	35.13		1,300.69		1,300.69
035019 SE-Operational Risk	7.86		224.01		224.01
036516 NE-Maintenance					
036519 NE-Operational Risk					
036550 CORP-COE-Engineering	16,133.62		145,926.70		145,926.70
036551 CORP-COE-Technical Services	9,057.16		51,286.68		51,286.68
Total: CAPEX	31,354.09		283,962.65		283,962.65
Total: 0326 SC-CORP Operations	66,351.43		748,211.03		748,211.03
0327 SC-CORP Finance					
OPEX					
032007 CORP-Finance	4,295.02		65,332.58		65,332.58
032017 CORP-Planning & Reporting	6,901.78		75,956.29		75,956.29
032027 CORP-Reporting & Compliance	21,608.29		437,763.70		437,763.70
032047 CORP-Income Tax	6,452.87		100,465.94		100,465.94
032057 CORP-Treasury	3,415.58		48,115.45		48,115.45
033007 WE-Finance	284.15		2,942.53		2,942.53
033507 CE-Finance	52.32		822.93		822.93
035007 SE-Finance	36,286.55		335,869.96		335,869.96
036507 NE-Finance	1.32-		438.60		438.60
Total: OPEX	79,295.24		1,067,707.98		1,067,707.98
CAPEX					
032007 CORP-Finance	51.09		775.15		775.15
032017 CORP-Planning & Reporting	54.96		780.78		780.78

582150

American Water Works Company
Southeast Service Company Billing
Business Partner Report

3/27/09
10:25:59

Data Selection Values

Period: 11 Year: 08

Region: D Southeastern Region

Location: 0327 SC-CORP Finance

Business Partner: 12

Kentucky-American Water Co.

| Month | | Year-To-Date |

Description Of Service	Actual	Budget	Variance	Actual	Budget	Variance
D Southeastern Region						
12 Kentucky-American Water Co.						
0327 SC-CORP Finance						
CAPEX						
032027 CORP-Reporting & Compliance	23.13		23.13	293.81		293.81
032047 CORP-Income Tax	886.84		886.84	5,053.48		5,053.48
032057 CORP-Treasury	43.62		43.62	622.31		622.31
033007 WE-Finance						
033507 CE-Finance	340.00		340.00	4.88		4.88
035007 SE-Finance						
036507 NE-Finance						
Total: CAPEX	1,399.64		1,399.64	8,972.85		8,972.85
Total: 0327 SC-CORP Finance	80,694.88		80,694.88	16,603.32		16,603.32
0328 SC-CORP Human Resources				1,084,311.30		1,084,311.30
OPEX						
032002 CORP-HR Comp/Benefits	3,552.44		3,552.44	50,186.61		50,186.61
032003 CORP-HR Talent Development	874.31		874.31	9,929.50		9,929.50
032004 CORP-HR Labor Relations	1,014.95		1,014.95	12,975.47		12,975.47
032006 CORP-Business Center HR	2,892.15		2,892.15	30,190.10		30,190.10
032012 CORP-HR Strategic Staffing						
032013 CORP-HR Systems & Processes	1,666.09		1,666.09	21,288.16		21,288.16
032014 CORP-Benefits Service Center	3,094.21		3,094.21	40,153.99		40,153.99
032018 CORP-Human Resources	1,558.92		1,558.92	19,512.59		19,512.59
033018 WE-Human Resources	5.49		5.49	81.36		81.36
033518 CE-Human Resources	892.81		892.81	2,258.66		2,258.66
034018 CCA-Human Resources	1,949.77		1,949.77	38,888.80		38,888.80
035018 SE-Human Resources	15,239.46		15,239.46	199,534.10		199,534.10
036518 NE-Human Resources	76.38		76.38	148.57		148.57
037018 CCP-Human Resources ODI				4,242.69		4,242.69
Total: OPEX	32,664.22		32,664.22	429,390.59		429,390.59
CAPEX						
032002 CORP-HR Comp/Benefits	25.67		25.67	358.04		358.04
032003 CORP-HR Talent Development	6.56		6.56	61.19		61.19
032004 CORP-HR Labor Relations	7.47		7.47	120.83		120.83
032006 CORP-Business Center HR	20.58		20.58	264.57		264.57
032012 CORP-HR Strategic Staffing						
032013 CORP-HR Systems & Processes	8.03		8.03	119.15		119.15
032014 CORP-Benefits Service Center						
032018 CORP-Human Resources	7.04		7.04	28.22		28.22
033018 WE-Human Resources						
033518 CE-Human Resources						
034018 CCA-Human Resources						
035018 SE-Human Resources	32.88		32.88	561.76		561.76
036518 NE-Human Resources				54.79		54.79
037018 CCP-Human Resources ODI						
Total: CAPEX	94.15		94.15	1,515.15		1,515.15

Data Selection Values
 Period: 11 Year: 08
 Region: D Southeastern Region
 Location: 0329 SC-CORP Legal

Month	Year-To-Date
-------	--------------

Description Of Service	Actual	Budget	Variance	Actual	Budget	Variance
D Southeastern Region						
12 Kentucky-American Water Co.						
0329 SC-CORP Legal						
OPEX						
Total: 0328 SC-CORP Human Resources	32,758.37	32,758.37		430,905.74	430,905.74	
0329 SC-CORP Legal						
OPEX						
032008 CORP-Legal Admin	21.46	21.46		465.88	465.88	
032015 CORP-Legal	5,069.17	5,069.17		69,661.24	69,661.24	
033015 WE-Legal	17.82	17.82		315.58	315.58	
033515 CE-Legal	35.79	35.79		236.01	236.01	
035015 SE-Legal	15,810.67	15,810.67		222,221.56	222,221.56	
036515 NE-Legal	2.61	2.61		96.07	96.07	
Total: OPEX	20,952.30	20,952.30		292,996.34	292,996.34	
CAPEX						
032008 CORP-Legal Admin				2.71	2.71	
032015 CORP-Legal	84.18	84.18		1,149.42	1,149.42	
033015 WE-Legal				1.86	1.86	
033515 CE-Legal				538.03	538.03	
035015 SE-Legal	27.58	27.58		74.82	74.82	
036515 NE-Legal	111.76	111.76		1,766.84	1,766.84	
Total: CAPEX	21,064.06	21,064.06		294,763.18	294,763.18	
Total: 0329 SC-CORP Legal						
0337 SC-Corp IR						
OPEX						
032037 CORP-Investor Relations	1,211.65	1,211.65		14,832.18	14,832.18	
Total: OPEX	1,211.65	1,211.65		14,832.18	14,832.18	
CAPEX						
032037 CORP-Investor Relations	18.47	18.47		257.79	257.79	
Total: CAPEX	18.47	18.47		257.79	257.79	
Total: 0337 SC-Corp IR	1,230.12	1,230.12		15,089.97	15,089.97	
0340 SC-CSC Alton OH Location						
OPEX						
034005 CCA-Administration	12,889.41	12,889.41		150,972.27	150,972.27	
034070 CCA-Call Handling	23,279.28	23,279.28		314,998.52	314,998.52	
034071 CCA-Billing	17,064.16	17,064.16		194,128.39	194,128.39	
034072 CCA-Collections	14,974.84	14,974.84		132,818.18	132,818.18	
034073 CCA-Operations & Performance	18,463.79	18,463.79		284,655.49	284,655.49	
034074 CCA-Business Services	2,978.15	2,978.15		39,861.85	39,861.85	
034075 CCA-Education & Development	2,312.68	2,312.68		36,953.50	36,953.50	
Total: OPEX	91,962.31	91,962.31		1,154,388.20	1,154,388.20	
CAPEX						
034005 CCA-Administration						
034070 CCA-Call Handling						
034071 CCA-Billing						
034072 CCA-Collections						

582150

American Water Works Company
Southeast Service Company Billing
Business Partner Report

8
3/27/09
10:25:59

Data Selection Values

Period: 11 Year: 08

Region: D Southeastern Region

Location: 0340 SC-CSC Alton OH Location

Business Partner: 12

Kentucky-American Water Co.

Description Of Service	Month			Year-To-Date		
	Actual	Budget	Variance	Actual	Budget	Variance

D Southeastern Region						
12 Kentucky-American Water Co.						
0340 SC-CSC Alton OH Location						
CAPEX						
034073 CCA-Operations & Performance			13.26-	3.13		3.13
034074 CCA-Business Services						
034075 CCA-Education & Development			13.26-	3.13		3.13
Total: CAPEX						
Total: 0340 SC-CSC Alton OH Location	91,949.05		91,949.05	1,154,391.33		1,154,391.33
0345 SC-Belleville Lab Location						
OPEX						
034517 BVIAB-Water Quality	14,129.85		14,129.85	197,794.33		197,794.33
Total: OPEX	14,129.85		14,129.85	197,794.33		197,794.33
CAPEX						
034517 BVIAB-Water Quality						
Total: CAPEX						
Total: 0345 SC-Belleville Lab Location	14,129.85		14,129.85	197,794.33		197,794.33
0362 SC-CORP Property						
OPEX						
032042 CORP-1000 Voorhees Building	3,182.15		3,182.15	15,235.41		15,235.41
032046 CORP-3906 Church Road	1,326.42		1,326.42	14,629.39		14,629.39
032062 CORP-Building Services	22,856.01		22,856.01	273,653.07		273,653.07
032063 CORP-Building Services Woodcre	8,665.36		8,665.36	104,508.46		104,508.46
032090 CORP-Prop Mgmt Development						
036576 NE-Building Services Woodcrest	.06-		.06-	19.39		19.39
Total: OPEX	36,029.88		36,029.88	408,045.72		408,045.72
CAPEX						
032046 CORP-3906 Church Road	6,160.00		6,160.00	47,430.38		47,430.38
032062 CORP-Building Services	1,748.97		1,748.97	21,421.24		21,421.24
032063 CORP-Building Services Woodcre	1,357.28		1,357.28	7,552.80		7,552.80
032090 CORP-Prop Mgmt Development						
036576 NE-Building Services Woodcrest						
Total: CAPEX	9,266.25		9,266.25	76,413.71		76,413.71
Total: 0362 SC-CORP Property	45,296.13		45,296.13	484,459.43		484,459.43
0363 SC-CORP Eastern Division Ops						
OPEX						
032023 CORP-Eastern Division Ops	3,017.43		3,017.43	51,266.28		51,266.28
035001 SE-Production	61.34-		61.34-	3,471.12		3,471.12
035002 SE-Network	862.15		862.15	12,887.34		12,887.34
035003 SE-Customer Relations	13,968.21		13,968.21	191,096.04		191,096.04
035005 SE-Administration	35,372.69		35,372.69	435,592.82		435,592.82
035011 SE-Environmental Mgmt	928.59		928.59	10,110.99		10,110.99
035014 SE-Engineering	314.91		314.91	4,041.45		4,041.45
036501 NE-Production	.67-		.67-	27.19		27.19
036502 NE-Network						
036503 NE-Customer Field Services						
Total: 0363 SC-CORP Eastern Division Ops	6.12		6.12	6.12		6.12

582150

American Water Works Company
Southeast Service Company Billing
Business Partner Report

9
3/27/09
10:25:59

Data Selection Values

Period: 11 Year: 08

Region: D Southeastern Region

Location: 0363 SC-CORP Eastern Division Ops

Business Partner: 12 Kentucky-American Water Co.

| Month | | Year-To-Date |

Description Of Service	Actual	Budget	Variance	Actual	Budget	Variance
D Southeastern Region						
12 Kentucky-American Water Co.						
0363 SC-CORP Eastern Division Ops						
OPEX						
036505 NE-Administration	14.20-		14.20-	466.17		466.17
036511 NE-Environmental Mgmt				.02-		.02-
036514 NE-Engineering				.03-		.03-
036591 NE-SAP Conversion						
Total: OPEX	54,387.77		54,387.77	708,965.47		708,965.47
CAPEX						
032023 CORP-Eastern Division Ops	33.92		33.92	751.50		751.50
035001 SE-Production	.84-		.84-	62.97		62.97
035002 SE-Network	14.00		14.00	293.71		293.71
035003 SE-Customer Relations	62.82		62.82	1,237.14		1,237.14
035005 SE-Administration	515.61		515.61	9,450.86		9,450.86
035011 SE-Environmental Mgmt	2.62		2.62	174.66		174.66
035014 SE-Engineering	224.41		224.41	1,979.88		1,979.88
036501 NE-Production				14.23		14.23
036502 NE-Network						
036503 NE-Customer Field Services				188.29		188.29
036505 NE-Administration				.09-		.09-
036511 NE-Environmental Mgmt				.13-		.13-
036514 NE-Engineering						
Total: CAPEX	852.54		852.54	14,153.02		14,153.02
Total: 0363 SC-CORP Eastern Division Ops	55,240.31		55,240.31	723,118.49		723,118.49
0364 SC-CORP Busn Transformation						
OPEX						
032040 CORP-Business Transformation	1,965.84		1,965.84	9,184.70		9,184.70
Total: OPEX	1,965.84		1,965.84	9,184.70		9,184.70
CAPEX						
032040 CORP-Business Transformation	17.28		17.28	48.61		48.61
Total: CAPEX	17.28		17.28	48.61		48.61
Total: 0364 SC-CORP Busn Transformation	1,983.12		1,983.12	9,233.31		9,233.31
0366 SC-Corp Western Division Ops						
OPEX						
032024 Corp-Western Division Ops	4.22		4.22			
033001 WE-Production	.06		.06	5.33		5.33
033002 WE-Network	6.06-		6.06-	59.23		59.23
033003 WE-Customer Relations						
033004 WE-Technical Services	.81		.81	23.04		23.04
033005 WE-Administration	121.18		121.18	836.00		836.00
033006 WE-Service Delivery	90.46-		90.46-	104.79-		104.79-
033011 WE-Environmental Mgmt	.59		.59	11.60		11.60
033014 WE-Engineering	.07-		.07-	8.18		8.18
033028 WE-Asset Planning	2.27		2.27	21.97		21.97
033501 CE-Production	2.02		2.02	40.12		40.12

582150 American Water Works Company 10
Southeast Service Company Billing 3/27/09
Business Partner Report 10:25:59

Data Selection Values
Period: 11 Year: 08
Region: D Southeastern Region
Location: 0366 SC-Corp Western Division Ops

Business Partner: 12 Kentucky-American Water Co.

Description Of Service	Month		Year-To-Date		Variance
	Actual	Budget	Actual	Budget	
D Southeastern Region					
12 Kentucky-American Water Co.					
0366 SC-Corp Western Division Ops					
OPEX					
033502 CE-Network	15.83		73.35		73.35
033503 CE-Customer Relations	31.35	15.83	430.68	31.35	430.68
033505 CE-Administration	378.04	31.35	4,455.55	430.68	4,455.55
033511 CE-Environmental Mgmt	6.38	378.04	144.42	4,455.55	144.42
033514 CE-Engineering	22.50	6.38	583.63	144.42	583.63
Total: OPEX	488.66	22.50	6,588.31	583.63	6,588.31
CAPEX					
033001 WE-Production					
033002 WE-Network					
033003 WE-Customer Relations					
033004 WE-Technical Services					
033005 WE-Administration					
033011 WE-Environmental Mgmt					
033014 WE-Engineering					
033028 WE-Asset Planning					
033501 CE-Production					
033502 CE-Network					
033503 CE-Customer Relations	2.21	2.21	83.20	2.21	83.20
033505 CE-Administration			40.05		40.05
033511 CE-Environmental Mgmt			116.03		116.03
033514 CE-Engineering			2.45		2.45
Total: CAPEX	2.21	2.21	242.92	2.45	242.92
Total: 0366 SC-Corp Western Division Ops	490.87	2.21	6,831.23	242.92	6,831.23
0367 SC-Corp Regulated Ops					
OPEX					
032026 CORP-Regulated Ops					
Total: OPEX					
CAPEX					
032026 CORP-Regulated Ops					
Total: CAPEX					
Total: 0367 SC-Corp Regulated Ops					
0369 SC-CORP Regulatory					
OPEX					
032050 CORP-Backfill Reg App	9.41	9.41	60.77		60.77
032069 CORP-Regulatory UFS	900.32	900.32	11,414.47		11,414.47
Total: OPEX	909.73	909.73	11,475.24		11,475.24
CAPEX					
032050 CORP-Backfill Reg App					
032069 CORP-Regulatory UFS	8.08	8.08	123.21		123.21
Total: CAPEX	8.08	8.08	123.27		123.27
Total: 0369 SC-CORP Regulatory	917.81	917.81	11,598.51		11,598.51
0370 SC-CSC Pensacola OH Location					

582150

American Water Works Company
Southeast Service Company Billing
Business Partner Report

11
3/27/09
10:25:59

Data Selection Values

Period: 11 Year: 08
Region: D Southeastern Region
Location: 0370 SC-CSC Pensacola OH Location
Business Partner: 12 Kentucky-American Water Co.

| Month | | Year-To-Date |

Description Of Service	Actual	Budget	Variance	Actual	Budget	Variance
OPEX						
037005 CCP-Administration	7,171.78		7,171.78	89,281.15		89,281.15
037070 CCP-Call Handling	25,594.65		25,594.65	338,034.70		338,034.70
037071 CCP-Billing						
037072 CCP-Collections				.13		.13
037073 CCP-Operations and Support	7,964.25		7,964.25	112,884.76		112,884.76
037074 CCP-Business Services						
037075 CCP-Education & Development	1,328.52		1,328.52	13,460.29		13,460.29
Total: OPEX	42,059.20		42,059.20	553,661.03		553,661.03
CAPEX						
037005 CCP-Administration						
037070 CCP-Call Handling						
037071 CCP-Billing						
037072 CCP-Collections						
037073 CCP-Operations and Support						
037074 CCP-Business Services						
037075 CCP-Education & Development						
Total: CAPEX						
Total: 0370 SC-CSC Pensacola OH Location	42,059.20		42,059.20	553,661.03		553,661.03
0375 SC-STEP Project Location						
OPEX						
032091 CORP-STEP Project				60.34-		60.34-
Total: OPEX				60.34-		60.34-
CAPEX						
032091 CORP-STEP Project						
Total: CAPEX						
Total: 0375 SC-STEP Project Location				60.34-		60.34-
0388 SC-CORP Business Change						
OPEX						
032088 CORP-Business Change	3,367.58		3,367.58	64,678.79		64,678.79
Total: OPEX	3,367.58		3,367.58	64,678.79		64,678.79
CAPEX						
032088 CORP-Business Change				6.03		6.03
Total: CAPEX				6.03		6.03
Total: 0388 SC-CORP Business Change	3,367.58		3,367.58	64,684.82		64,684.82
0398 SC-CORP Other						
032000 CORP-Balance Sheet						
Total:						
032000 CORP-Balance Sheet	39,361.69		39,361.69	76,073.26-		76,073.26-
Total:	39,361.69		39,361.69	76,073.26-		76,073.26-
032000 CORP-Balance Sheet						
Total:						
OPEX						

582150 American Water Works Company 12
 Southeast Service Company Billing 3/27/09
 Business Partner Report 10:25:59

Data Selection Values
 Period: 11 Year: 08
 Region: D Southeastern Region
 Location: 0398 SC-CORP Other

Business Partner: 12 Kentucky-American Water Co.

Description Of Service	Month			Year-To-Date		
	Actual	Budget	Variance	Actual	Budget	Variance
D Southeastern Region						
12 Kentucky-American Water Co.						
0398 SC-CORP Other						
OPEX						
032001 CORP-Bldg Services Marlton	700.40		700.40	13,861.91		13,861.91
032005 CORP-CEO						
032061 CORP-Property Management						
032070 CORP-Shared Bus Services Admin						
032089 CORP-AWE Pass-Thru						
032092 CORP-Strategy & Planning	412.74		412.74	9,459.24		9,459.24
032094 CORP-COE O&M						
032095 CORP-Project STAR						
032096 CORP-Chief Growth Officer						
032097 CORP-Product & Serv Innovation						
032098 CORP-Non-Departmental Costs	154.35-		154.35-	97,941.73		97,941.73
Total: OPEX	958.79		958.79	121,262.88		121,262.88
CAPEX						
032001 CORP-Bldg Services Marlton						
032005 CORP-CEO	53.68		53.68	805.24		805.24
032061 CORP-Property Management						
032070 CORP-Shared Bus Services Admin						
032089 CORP-AWE Pass-Thru						
032092 CORP-Strategy & Planning	22.97		22.97	261.77		261.77
032094 CORP-COE O&M						
032095 CORP-Project STAR						
032096 CORP-Chief Growth Officer						
032097 CORP-Product & Serv Innovation						
032098 CORP-Non-Departmental Costs	743.75		743.75	10,052.22		10,052.22
Total: CAPEX	820.40		820.40	11,119.23		11,119.23
Total: 0398	41,140.88		41,140.88	56,308.85		56,308.85
Total: 12	673,830.27		673,830.27	8,533,904.76		8,533,904.76
Total: D	673,830.27		673,830.27	8,533,904.76		8,533,904.76
Total:	673,830.27		673,830.27	8,533,904.76		8,533,904.76
Grand Total :						

Data Selection Values
 Year: 08 Period: 12 Region: D Southeastern Region Business Partner: 12 Intercompany Settlement Co 12

Description Of Service	Hours	Payroll	Expenses	Total
Accounting	1,203.49	25,460.44	19,824.30	45,284.74
Administration	134.00	4,657.57	62,150.34	66,807.91
Audit	62.48	2,557.70	1,873.56	4,431.26
Communications	359.76	13,738.33	18,751.50	32,489.83
Legal	531.41	16,522.06	10,235.91	26,757.97
Engineering	5.30	37.61-	426.71	389.10
Finance	1,305.58	46,695.65	65,304.92	112,000.57
Human Resources	541.85	16,817.03	18,243.20	35,060.23
Information Systems	1,237.34	40,309.30	136,470.98	176,780.28
Operations	1,168.23	39,927.80	32,628.66	72,556.46
Rates & Revenue	265.85	9,909.92	2,557.77	12,467.69
Risk Management	151.81	5,247.27	4,580.43	9,827.70
Water Quality	423.96	8,465.36	14,666.26	23,131.62
Customer Service	6,482.21	81,054.23	67,312.60	148,366.83
TOTAL:	13,873.27	311,325.05	455,027.14	766,352.19

TOTAL CURRENT MONTH CHARGES 766,352.19
 LESS: PAYMENT-PRIOR EST. BILLING 673,830.27-
 NET AMOUNT PAYABLE (RECEIVABLE) 92,521.92
 PLUS: EST. CURRENT MONTH BILLING 766,352.19

 858,874.11

582150

American Water Works Company
Southeast Service Company Billing
Business Partner Report

1
3/27/09
10:28:56

Data Selection Values
Period: 12 Year: 08

Region: D Southeastern Region
Location: 0003 AW Service Co.

Business Partner: 12 Kentucky-American Water Co.

Description Of Service	Month			Year-To-Date		
	Actual	Budget	Variance	Actual	Budget	Variance
D Southeastern Region						
12 Kentucky-American Water Co.						
0003 AW Service Co.						
03001 BS Movements Co 3	130,900.16		130,900.16	76,073.26		76,073.26
Total:	130,900.16		130,900.16	76,073.26		76,073.26
03001 BS Movements Co 3						
Total:						
Total: 0003 AW Service Co.						
0320 SC-CORP Bus Develop						
OPEX						
032020 CORP-Corporate Bus Development	1,702.97		1,702.97	23,492.13		23,492.13
03020 WF-Business Development	11.50		11.50	195.45		195.45
03520 CE-Business Development	14.17		14.17	280.74		280.74
035020 SE-Business Development	13,923.98		13,923.98	139,640.68		139,640.68
036520 NE-Business Development	2.99		2.99	42.21		42.21
Total: CAPEX	15,621.29		15,621.29	163,651.21		163,651.21
CAPEX						
032020 CORP-Corporate Bus Development	46.37		46.37	483.89		483.89
033020 WF-Business Development	.03		.03	.48		.48
033520 CE-Business Development	126.32		126.32	373.89		373.89
035020 SE-Business Development	172.72		172.72	860.17		860.17
036520 NE-Business Development	15,794.01		15,794.01	164,511.38		164,511.38
Total: CAPEX	15,794.01		15,794.01	164,511.38		164,511.38
Total: 0320 SC-CORP Bus Develop						
0321 SC-CORP Audit						
OPEX						
032060 CORP-Audit	4,364.67		4,364.67	46,402.41		46,402.41
Total: OPEX	4,364.67		4,364.67	46,402.41		46,402.41
CAPEX						
032060 CORP-Audit	66.59		66.59	633.59		633.59
Total: CAPEX	66.59		66.59	633.59		633.59
Total: 0321 SC-CORP Audit						
0322 SC-CORP External Affairs						
OPEX						
032022 CORP-Government Affairs	1,350.78		1,350.78	15,235.07		15,235.07
032025 CORP-External Affairs	1,993.01		1,993.01	25,072.54		25,072.54
032068 CORP-Marketing	8,861.85		8,861.85	55,317.05		55,317.05
032085 CORP-External Communications	776.93		776.93	20,443.73		20,443.73
032086 CORP-Internal Communications	1,886.41		1,886.41	13,086.52		13,086.52
032087 CORP-Corp Social Resp	2,201.32		2,201.32	10,712.44		10,712.44
033025 WF-External Affairs	9.49		9.49	191.92		191.92
033525 CE-External Affairs	20.96		20.96	147.91		147.91
035025 SE-External Affairs	14,800.42		14,800.42	146,590.83		146,590.83
036525 NE-External Affairs	3.68		3.68	606.21		606.21

582150

American Water Works Company
Southeast Service Company Billing
Business Partner Report

2
3/27/09
10:28:56

Data Selection Values

Period: 12 Year: 08

Region: D Southeastern Region

Location: 0322 SC-CORP External Affairs

Business Partner: 12 Kentucky-American Water Co.

| Month | | Year-To-Date |

Description Of Service Actual Budget Variance Actual Budget Variance

D Southeastern Region
12 Kentucky-American Water Co.
0322 SC-CORP External Affairs

CAPEX
Total: OPEX 31,862.93 31,862.93 287,404.22 287,404.22

CAPEX
032022 CORP-Government Affairs 6.86 77.68 77.68 77.68
032025 CORP-External Affairs 39.11 380.95 380.95 380.95
032068 CORP-Marketing 457.64 764.92 764.92 764.92
032085 CORP-External Communications 4.28 88.46 88.46 88.46
032086 CORP-Internal Communications 16.63 123.88 123.88 123.88

032087 CORP-Corp Social Resp
033025 WE-External Affairs .04 1.57 1.57 1.57
033525 CE-External Affairs 102.34 264.77 264.77 264.77
035025 SE-External Affairs 626.90 15.59 15.59 15.59
036525 NE-External Affairs 626.90 1,718.58 1,718.58 1,718.58

Total: CAPEX
Total: 0322 SC-CORP External Affairs 32,489.83 289,122.80 289,122.80 289,122.80
0323 SC-Supply Chain Location

OPEX
032009 CORP-Supply Chain-Pass Thru 1.21 2.11 2.11 2.11
032010 CORP-Supply Chain-Sourcing 4,593.84 66,791.04 66,791.04 66,791.04
033010 WE-Supply Chain 3.18 34.03 34.03 34.03
033510 CE-Supply Chain 5.31- 34.97 34.97 34.97
035010 SE-Supply Chain 1,388.40 16,655.20 16,655.20 16,655.20
036510 NE-Supply Chain 8.03 18.19 18.19 18.19

Total: OPEX 5,989.35 83,535.54 83,535.54 83,535.54
CAPEX

032009 CORP-Supply Chain-Pass Thru .30 .30
032010 CORP-Supply Chain-Sourcing 9,432.29 72,199.48 72,199.48 72,199.48
033010 WE-Supply Chain 19.50 73.60 73.60 73.60
033510 CE-Supply Chain .01 .34 .34 .34
035010 SE-Supply Chain 1,135.48 9,232.91 9,232.91 9,232.91
036510 NE-Supply Chain 8.03 13.53 13.53 13.53

Total: CAPEX 10,587.58 81,520.16 81,520.16 81,520.16
Total: 0323 SC-Supply Chain Location 16,576.93 165,055.70 165,055.70 165,055.70
0324 SC-ITS Location

OPEX
032030 CORP-ITS Client Rel Admin 185.00- 11,695.42 11,695.42 11,695.42
032031 CORP-Service Desk 1,831.46 18,635.98 18,635.98 18,635.98
032032 CORP-ITS-BAD-Core Shared 2,235.75 15,226.10 15,226.10 15,226.10
032033 Chg Ctrl & Desktop Automation 111.23 26,312.44 26,312.44 26,312.44
032034 CORP-ITS Appl Adm & Security 1,784.33 20,150.99 20,150.99 20,150.99
032071 CORP-ITS Admin 49,337.88 191,346.06 191,346.06 191,346.06
032072 CORP-ITS PMO 5,813.84 37,305.30 37,305.30 37,305.30
032073 CORP-ITS Infra/Oper Admin 3,058.06 11,375.42 11,375.42 11,375.42

582150 American Water Works Company- 3
Southeast Service Company Billing 3/27/09
Business Partner Report 10:28:56

Business Partner: 12 Kentucky-American Water Co.

Month | | Year-To-Date

Data Selection Values
Period: 12 Year: 08
Region: D Southeastern Region
Location: 0324 SC-ITS Location

Description Of Service	Actual	Budget	Variance	Actual	Budget	Variance
D Southeastern Region						
12 Kentucky-American Water Co.						
0324 SC-ITS Location						
OPEX						
032074 CORP-ITS Production	46,978.55	46,978.55	0.00	321,180.06	321,180.06	0.00
032075 CORP-Enterprise Server	15,013.25	15,013.25	0.00	172,898.81	172,898.81	0.00
032076 CORP-Communications	2,866.78	2,866.78	0.00	57,206.78	57,206.78	0.00
032077 CORP-ITS Security Operations	1,451.38	1,451.38	0.00	19,644.02	19,644.02	0.00
032078 CORP-ITS Adm Business Appl Dev	8,501.37	8,501.37	0.00	100,124.12	100,124.12	0.00
032079 CORP-ITS-BAD-Middle Office App	4,899.14	4,899.14	0.00	76,110.02	76,110.02	0.00
032080 CORP-ITS-BAD-Back Office Apps	3,692.64	3,692.64	0.00	23,562.76	23,562.76	0.00
032081 CORP-ITS-BAD-QualityMethodlgy	2,193.71	2,193.71	0.00	14,209.20	14,209.20	0.00
032082 CORP-ITS-BAD-Customer Facing	761.08	761.08	0.00	5,941.58	5,941.58	0.00
032083 CORP-ITS-BAD-Field Svc Apps	2,566.30	2,566.30	0.00	27,321.66	27,321.66	0.00
032093 CORP-ITS-Architecture	1,337.03	1,337.03	0.00	12,250.69	12,250.69	0.00
033031 WE-ITS Client Relations	1,256.24	1,256.24	0.00	5,387.53	5,387.53	0.00
033531 CE-Western CS & S	13,130.86	13,130.86	0.00	138,152.15	138,152.15	0.00
035031 SE-ITS Client Relations	168,635.86	168,635.86	0.00	1,306,037.09	1,306,037.09	0.00
036531 NE-Eastern CS & S						
Total: OPEX	168,635.86	168,635.86	0.00	1,306,037.09	1,306,037.09	0.00
CAPEX						
032030 CORP-ITS Client Rel Admin	69.55	69.55	0.00	38.55	38.55	0.00
032031 CORP-Service Desk	20.51	20.51	0.00	236.10	236.10	0.00
032032 CORP-ITS-BAD-Core Shared	20.91	20.91	0.00	208.20	208.20	0.00
032033 Chg CtrI & Desktop Automation	14.94	14.94	0.00	144.68	144.68	0.00
032034 CORP-ITS Appl Adm & Security	25.28	25.28	0.00	265.05	265.05	0.00
032071 CORP-ITS Admin	736.08	736.08	0.00	5,499.07	5,499.07	0.00
032072 CORP-ITS PMO	57.35	57.35	0.00	534.14	534.14	0.00
032073 CORP-ITS Infra/Oper Admin	9.04	9.04	0.00	106.11	106.11	0.00
032074 CORP-ITS Production	3,925.62	3,925.62	0.00	23,451.56	23,451.56	0.00
032075 CORP-Enterprise Server	548.14	548.14	0.00	5,427.64	5,427.64	0.00
032076 CORP-Communications	53.54	53.54	0.00	2,621.39	2,621.39	0.00
032077 CORP-ITS Security Operations	27.73	27.73	0.00	274.04	274.04	0.00
032078 CORP-ITS Adm Business Appl Dev	515.34	515.34	0.00	3,072.88	3,072.88	0.00
032079 CORP-ITS-BAD-Middle Office App	148.19	148.19	0.00	1,970.24	1,970.24	0.00
032080 CORP-ITS-BAD-Back Office Apps	35.52	35.52	0.00	394.64	394.64	0.00
032081 CORP-ITS-BAD-QualityMethodlgy	28.42	28.42	0.00	196.33	196.33	0.00
032082 CORP-ITS-BAD-Customer Facing	7.67	7.67	0.00	58.05	58.05	0.00
032083 CORP-ITS-BAD-Field Svc Apps	98.63	98.63	0.00	504.66	504.66	0.00
032093 CORP-ITS-Architecture	12	12	0.00	4.19	4.19	0.00
033031 WE-ITS Client Relations	102.69	102.69	0.00	165.45	165.45	0.00
035031 SE-ITS Client Relations	1,838.25	1,838.25	0.00	19,736.01	19,736.01	0.00
036531 NE-Eastern CS & S	8,144.42	8,144.42	0.00	64,908.98	64,908.98	0.00
Total: CAPEX	176,780.28	176,780.28	0.00	1,370,946.07	1,370,946.07	0.00
Total: 0324 SC-ITS Location						

582150 American Water Works Company
Southeast Service Company Billing
Business Partner Report

4
3/27/09
10:28:56

Data Selection Values
Period: 12 Year: 08
Region: D Southeastern Region
Location: 0325 SC-SSC Location

Business Partner: 12 Kentucky-American Water Co.

Description Of Service	Month		Year-To-Date		Variance
	Actual	Budget	Actual	Budget	
D Southeastern Region					
12 Kentucky-American Water Co.					
0325 SC-SSC Location					
OPEX					
032084 SSC-Accounts Payable	5,416.18		55,682.53		55,682.53
032505 SSC-Administration	9,669.88		122,572.50		122,572.50
032560 SSC-Financial Reporting					
032570 SSC-General Accounting	8,339.56		98,317.33		98,317.33
032571 SSC-Tax	3,183.65		37,400.50		37,400.50
032572 SSC-Business Support Services	2,661.13		29,546.89		29,546.89
032573 SSC-Planning & Reporting					
032574 SSC-Rates & Regulation	2,395.98		29,469.30		29,469.30
032575 SSC-Cash Management	4,713.59		43,473.77		43,473.77
032576 SSC-Facility Services					
032577 SSC-Utility Plant Accounting	4,153.84		54,584.74		54,584.74
032578 SSC-Project Management	577.72		7,553.17		7,553.17
032579 SSC-Employee Services	6,012.36		65,811.68		65,811.68
032580 SSC-AWE	437.83		5,353.89		5,353.89
Total: OPEX	47,561.72		549,766.29		549,766.29
CAPEX					
032084 SSC-Accounts Payable	193.10		705.93		705.93
032505 SSC-Administration	1,082.44		3,859.17		3,859.17
032560 SSC-Financial Reporting					
032570 SSC-General Accounting	304.17		1,086.94		1,086.94
032571 SSC-Tax	118.96		395.42		395.42
032572 SSC-Business Support Services	98.12		330.20		330.20
032573 SSC-Planning & Reporting					
032574 SSC-Rates & Regulation	9,081.90		27,220.99		27,220.99
032575 SSC-Cash Management	152.95		507.11		507.11
032576 SSC-Facility Services					
032577 SSC-Utility Plant Accounting	192.66		661.00		661.00
032578 SSC-Project Management	25.14		95.27		95.27
032579 SSC-Employee Services	246.45		857.10		857.10
032580 SSC-AWE	109.05		371.55		371.55
Total: CAPEX	11,604.94		36,090.68		36,090.68
Total: 0325 SC-SSC Location	59,166.66		585,856.97		585,856.97
0326 SC-CORP Operations					
OPEX					
032011 CORP-Chief Operating Officer	2,331.97		36,117.13		36,117.13
032016 CORP-Maintenance Services					
032019 CORP-Operational Risk	5,534.47		79,115.15		79,115.15
032064 CORP-Operational Performance	1,979.42		25,544.97		25,544.97
032065 CORP-Asset Management	563.44		8,687.96		8,687.96
032066 CORP-Research & Env Excellence	4,695.06		49,377.32		49,377.32
033016 WE-Maintenance	463.92		3,300.96		3,300.96
033019 WE-Operational Risk	6.34		56.37		56.37

Data Selection Values

Period: 12 Year: 08
 Region: D Southeastern Region
 Location: 0326 SC-CORP Operations

Business Partner: 12 Kentucky-American Water Co.

 | Month | | Year-To-Date |

Description Of Service	Actual	Budget	Variance	Actual	Budget	Variance
D Southeastern Region						
12 Kentucky-American Water Co.						
0326 SC-CORP Operations						
OPEX						
033516 CE-Maintenance	2,618.82	-	2,618.82	1,383.47	-	1,383.47
033519 CE-Operational Risk	19.33	-	19.33	202.22	-	202.22
035016 SE-Maintenance	10,628.83	-	10,628.83	210,659.30	-	210,659.30
035019 SE-Operational Risk	2,672.24	-	2,672.24	42,905.30	-	42,905.30
036516 NE-Maintenance	211.48	-	211.48	873.73	-	873.73
036519 NE-Operational Risk	13.46	-	13.46	134.56	-	134.56
036550 CORP-COE-Engineering	96.43	-	96.43	3,156.21	-	3,156.21
036551 CORP-COE-Technical Services	177.14	-	177.14	2,733.73	-	2,733.73
Total: OPEX	26,736.05	-	26,736.05	464,248.38	-	464,248.38
CAPEX						
032011 CORP-Chief Operating Officer	670.46	-	670.46	7,553.26	-	7,553.26
032019 CORP-Operational Risk	1,556.74	-	1,556.74	8,671.98	-	8,671.98
032064 CORP-Operational Performance	522.09	-	522.09	3,336.22	-	3,336.22
032065 CORP-Asset Management	4,434.84	-	4,434.84	58,898.76	-	58,898.76
032066 CORP-Research & Env Excellence	632.42	-	632.42	5,631.90	-	5,631.90
033016 WE-Maintenance		-			-	
033019 WE-Operational Risk	.02	-	.02	2.04	-	2.04
033516 CE-Maintenance	.03	-	.03	1.42	-	1.42
033519 CE-Operational Risk	277.03	-	277.03	1,300.69	-	1,300.69
035016 SE-Maintenance	63.75	-	63.75	224.01	-	224.01
035019 SE-Operational Risk		-		15.19	-	15.19
036516 NE-Maintenance		-		1,113.80	-	1,113.80
036519 NE-Operational Risk	19,778.70	-	19,778.70	145,926.70	-	145,926.70
036550 CORP-COE-Engineering	11,647.24	-	11,647.24	51,286.68	-	51,286.68
036551 CORP-COE-Technical Services	39,583.32	-	39,583.32	283,962.65	-	283,962.65
Total: CAPEX	66,319.37	-	66,319.37	748,211.03	-	748,211.03
Total: 0326 SC-CORP Operations						
0327 SC-CORP Finance						
OPEX						
032007 CORP-Finance	5,628.41	-	5,628.41	65,332.58	-	65,332.58
032017 CORP-Planning & Reporting	9,546.83	-	9,546.83	75,956.29	-	75,956.29
032027 CORP-Reporting & Compliance	27,551.61	-	27,551.61	437,763.70	-	437,763.70
032047 CORP-Income Tax	8,716.98	-	8,716.98	100,465.94	-	100,465.94
032057 CORP-Treasury	3,927.98	-	3,927.98	48,115.45	-	48,115.45
033007 WE-Finance	428.82	-	428.82	2,942.53	-	2,942.53
033507 CE-Finance	49.21	-	49.21	822.93	-	822.93
035007 SE-Finance	37,907.99	-	37,907.99	335,869.96	-	335,869.96
036507 NE-Finance	38.55	-	38.55	438.60	-	438.60
Total: OPEX	93,697.96	-	93,697.96	1,067,707.98	-	1,067,707.98
CAPEX						
032007 CORP-Finance	76.11	-	76.11	775.15	-	775.15
032017 CORP-Planning & Reporting	72.88	-	72.88	780.78	-	780.78

Data Selection Values
Period: 12 Year: 08
Region: D Southeastern Region
Location: 0327 SC-CORP Finance

Description Of Service	Month			Year-To-Date		
	Actual	Budget	Variance	Actual	Budget	Variance
D Southeastern Region						
12 Kentucky-American Water Co.						
0327 SC-CORP Finance						
CAPEX						
032027 CORP-Reporting & Compliance	31.43		31.43	293.81		293.81
032047 CORP-Income Tax	197.96		197.96	5,053.48		5,053.48
032057 CORP-Treasury	53.43		53.43	622.31		622.31
033007 WE-Finance	.17		.17	4.88		4.88
033507 CE-Finance	4,968.15		4,968.15	8,972.85		8,972.85
035007 SE-Finance				100.06		100.06
036507 NE-Finance				16,603.32		16,603.32
Total: CAPEX	5,400.13		5,400.13	16,603.32		16,603.32
Total: 0327 SC-CORP Finance	99,098.09		99,098.09	1,084,311.30		1,084,311.30
0328 SC-CORP Human Resources						
OPEX						
032002 CORP-HR Comp/Benefits	4,584.92		4,584.92	50,186.61		50,186.61
032003 CORP-HR Talent Development	1,846.01		1,846.01	9,929.50		9,929.50
032004 CORP-HR Labor Relations	1,174.08		1,174.08	12,975.47		12,975.47
032006 CORP-Business Center HR	1,730.38		1,730.38	30,190.10		30,190.10
032012 CORP-HR Strategic Staffing				.01		.01
032013 CORP-HR Systems & Processes	1,362.53		1,362.53	21,288.16		21,288.16
032014 CORP-Benefits Service Center	3,413.62		3,413.62	40,153.99		40,153.99
032018 CORP-Human Resources	2,191.53		2,191.53	19,512.59		19,512.59
033018 WE-Human Resources	7.18		7.18	81.36		81.36
033518 CE-Human Resources	211.75		211.75	2,258.66		2,258.66
034018 CCA-Human Resources	5,068.78		5,068.78	38,888.80		38,888.80
035018 SE-Human Resources	13,615.44		13,615.44	199,534.10		199,534.10
036518 NE-Human Resources	12.31		12.31	148.57		148.57
037018 CCP-Human Resources ODI				4,242.69		4,242.69
Total: OPEX	34,795.03		34,795.03	429,390.59		429,390.59
CAPEX						
032002 CORP-HR Comp/Benefits	38.65		38.65	358.04		358.04
032003 CORP-HR Talent Development	9.11		9.11	61.19		61.19
032004 CORP-HR Labor Relations	10.32		10.32	120.83		120.83
032006 CORP-Business Center HR	26.85		26.85	264.57		264.57
032012 CORP-HR Strategic Staffing				119.15		119.15
032013 CORP-HR Systems & Processes	10.97		10.97	119.15		119.15
032014 CORP-Benefits Service Center				28.22		28.22
032018 CORP-Human Resources	2.49		2.49	28.22		28.22
033018 WE-Human Resources	.09		.09	3.04		3.04
033518 CE-Human Resources						
034018 CCA-Human Resources						
035018 SE-Human Resources	166.72		166.72	561.76		561.76
036518 NE-Human Resources				54.79		54.79
037018 CCP-Human Resources ODI						
Total: CAPEX	265.20		265.20	1,515.15		1,515.15

Data Selection Values
 Period: 12 Year: 08
 Region: D Southeastern Region
 Location: 0329 SC-CORP Legal

Business Partner: 12 Kentucky-American Water Co.

Month | | Year-To-Date

Description Of Service	Actual	Budget	Variance	Actual	Budget	Variance
D Southeastern Region						
12 Kentucky-American Water Co.						
0329 SC-CORP Legal						
OPEX						
Total: 0328 SC-CORP Human Resources	35,060.23		35,060.23	430,905.74		430,905.74
0329 SC-CORP Legal						
OPEX						
032008 CORP-Legal Admin				465.88		465.88
032015 CORP-Legal	6,663.74		6,663.74	69,661.24		69,661.24
033015 WE-Legal	2.53		2.53	315.58		315.58
033515 CE-Legal	58.30		58.30	236.01		236.01
035015 SF-Legal	19,889.60		19,889.60	222,221.56		222,221.56
036515 NE-Legal	19.32		19.32	96.07		96.07
Total: OPEX	26,516.89		26,516.89	292,996.34		292,996.34
CAPEX						
032008 CORP-Legal Admin				2.71		2.71
032015 CORP-Legal	128.29		128.29	1,149.42		1,149.42
033015 WE-Legal	.11		.11	1.86		1.86
033515 CE-Legal	112.68		112.68	538.03		538.03
035015 SF-Legal	241.08		241.08	74.82		74.82
036515 NE-Legal	26,757.97		26,757.97	1,766.84		1,766.84
Total: CAPEX	26,757.97		26,757.97	294,763.18		294,763.18
Total: 0329 SC-Corp IR						
OPEX						
032037 CORP-Investor Relations	768.80		768.80	14,832.18		14,832.18
Total: OPEX	768.80		768.80	14,832.18		14,832.18
CAPEX						
032037 CORP-Investor Relations	26.87		26.87	257.79		257.79
Total: CAPEX	26.87		26.87	257.79		257.79
Total: 0337 SC-Corp IR	795.67		795.67	15,089.97		15,089.97
0340 SC-CSC Alton OH Location						
OPEX						
034005 CCA-Administration	15,649.47		15,649.47	150,972.27		150,972.27
034070 CCA-Call Handling	28,084.69		28,084.69	314,998.52		314,998.52
034071 CCA-Billing	16,410.24		16,410.24	194,128.39		194,128.39
034072 CCA-Collections	5,160.21		5,160.21	132,818.18		132,818.18
034073 CCA-Operations & Performance	18,063.56		18,063.56	284,655.49		284,655.49
034074 CCA-Business Services	3,368.42		3,368.42	39,861.85		39,861.85
034075 CCA-Education & Development	3,517.59		3,517.59	36,953.50		36,953.50
Total: OPEX	79,933.76		79,933.76	1,154,388.20		1,154,388.20
CAPEX						
034005 CCA-Administration						
034070 CCA-Call Handling						
034071 CCA-Billing						
034072 CCA-Collections						

Data Selection Values

Period: 12 Year: 08
 Region: D Southeastern Region
 Location: 0340 SC-CSC Alton OH Location

Business Partner: 12 Kentucky-American Water Co.

 | Month | | Year-To-Date |

Description Of Service	Actual	Budget	Variance	Actual	Budget	Variance
D Southeastern Region						
12 Kentucky-American Water Co.						
0340 SC-CSC Alton OH Location						
CAPEX						
034073 CCA-Operations & Performance				3.13		3.13
034074 CCA-Business Services				3.13		3.13
034075 CCA-Education & Development						
Total: CAPEX	79,933.76		79,933.76	1,154,391.33		1,154,391.33
Total: 0340 SC-CSC Alton OH Location						
0345 SC-Bellefonte Lab Location						
OPEX						
034517 BVLAB-Water Quality	16,763.74		16,763.74	197,794.33		197,794.33
Total: OPEX	16,763.74		16,763.74	197,794.33		197,794.33
CAPEX						
034517 BVLAB-Water Quality						
Total: CAPEX						
Total: 0345 SC-Bellefonte Lab Location	16,763.74		16,763.74	197,794.33		197,794.33
0362 SC-CORP Property						
OPEX						
032042 CORP-1000 Voorhees Building	1,544.19		1,544.19	15,235.41		15,235.41
032046 CORP-3906 Church Road	897.02		897.02	14,629.39		14,629.39
032062 CORP-Building Services	23,283.07		23,283.07	273,653.07		273,653.07
032063 CORP-Building Services Woodcre	7,995.80		7,995.80	104,508.46		104,508.46
032090 CORP-Prop Mgmt Development						
036576 NE-Building Services Woodcrest	7.47		7.47	19.39		19.39
Total: OPEX	30,624.23		30,624.23	408,045.72		408,045.72
CAPEX						
032046 CORP-3906 Church Road	6,661.53		6,661.53	47,430.38		47,430.38
032062 CORP-Building Services	2,100.81		2,100.81	21,421.24		21,421.24
032063 CORP-Building Services Woodcre	1,990.19		1,990.19	7,552.80		7,552.80
032090 CORP-Prop Mgmt Development						
036576 NE-Building Services Woodcrest						
Total: CAPEX	10,752.53		10,752.53	76,413.71		76,413.71
Total: 0362 SC-CORP Property	41,376.76		41,376.76	484,459.43		484,459.43
0363 SC-CORP Eastern Division Ops						
OPEX						
032023 CORP-Eastern Division Ops	3,223.22		3,223.22	51,266.28		51,266.28
035001 SE-Production	139.38		139.38	3,471.12		3,471.12
035002 SE-Network	1,717.40		1,717.40	12,887.34		12,887.34
035003 SE-Customer Relations	17,558.45		17,558.45	191,096.04		191,096.04
035005 SE-Administration	45,174.00		45,174.00	435,592.82		435,592.82
035011 SE-Environmental Mgmt	1,026.56		1,026.56	10,110.99		10,110.99
035014 SE-Engineering	395.93		395.93	4,041.45		4,041.45
036501 NE-Production	4.44		4.44	27.19		27.19
036502 NE-Network						
036503 NE-Customer Field Services				6.12		6.12

Data Selection Values

Period: 12 Year: 08

Region: D Southeastern Region

Location: 0363 SC-CORP Eastern Division Ops

Business Partner: 12 Kentucky-American Water Co.

Description Of Service	Month		Year-To-Date		Variance
	Actual	Budget	Actual	Budget	
D Southeastern Region					
12 Kentucky-American Water Co.					
0363 SC-CORP Eastern Division Ops					
OPEX					
036505 NE-Administration	77.50		466.17		466.17
036511 NE-Environmental Mgmt			.02-		.02-
036514 NE-Engineering			.03-		.03-
036591 NE-SAP Conversion					
Total: OPEX	69,316.88		708,965.47		708,965.47
CAPEX					
032023 CORP-Eastern Division Ops	49.81		751.50		751.50
035001 SE-Production	9.93		62.97		62.97
035002 SE-Network	136.48		293.71		293.71
035003 SE-Customer Relations	514.42		1,237.14		1,237.14
035005 SE-Administration	3,633.78		9,450.86		9,450.86
035011 SE-Environmental Mgmt	21.53		174.66		174.66
035014 SE-Engineering	29.25		1,979.88		1,979.88
036501 NE-Production			14.23		14.23
036502 NE-Network					
036503 NE-Customer Field Services			188.29		188.29
036505 NE-Administration			.09-		.09-
036511 NE-Environmental Mgmt			.13-		.13-
036514 NE-Engineering					
Total: CAPEX	4,395.20		14,153.02		14,153.02
Total: 0363 SC-CORP Eastern Division Ops	73,712.08		723,118.49		723,118.49
0364 SC-CORP Busn Transformation					
OPEX					
032040 CORP-Business Transformation	7,208.94		9,184.70		9,184.70
Total: OPEX	7,208.94		9,184.70		9,184.70
CAPEX					
032040 CORP-Business Transformation	31.33		48.61		48.61
Total: CAPEX	31.33		48.61		48.61
Total: 0364 SC-CORP Busn Transformation	7,240.27		9,233.31		9,233.31
0366 SC-Corp Western Division Ops					
OPEX					
032024 Corp-Western Division Ops	4.22-				
033001 WE-Production	.27		5.33		5.33
033002 WE-Network	2.53		59.23		59.23
033003 WE-Customer Relations					
033004 WE-Technical Services	1.47		23.04		23.04
033005 WE-Administration	115.86		836.00		836.00
033006 WE-Service Delivery	19.44-		104.79-		104.79-
033011 WE-Environmental Mgmt	1.02		11.60		11.60
033014 WE-Engineering	.12		8.18		8.18
033028 WE-Asset Planning	3.97		21.97		21.97
033501 CE-Production	1.38-		40.12		40.12

582150 American Water Works Company 10
 Southeast Service Company Billing 3/27/09
 Business Partner Report 10:28:56

Data Selection Values
 Period: 12 Year: 08
 Region: D Southeastern Region
 Location: 0366 SC-Corp Western Division Ops

Business Partner: 12 Kentucky-American Water Co.

Description Of Service	Year-To-Date			
	Actual	Budget	Variance	Actual
D Southeastern Region				
12 Kentucky-American Water Co.				
0366 SC-Corp Western Division Ops				
OPEX				
033502 CE-Network	16.07-	16.07-	73.35	73.35
033503 CE-Customer Relations	50.01-	50.01-	430.68	430.68
033505 CE-Administration	624.93-	624.93-	4,455.55	4,455.55
033511 CE-Environmental Mgmt	11.43-	11.43-	144.42	144.42
033514 CE-Engineering	41.72-	41.72-	583.63	583.63
Total: OPEX	643.96-	643.96-	6,588.31	6,588.31
CAPEX				
033001 WE-Production				
033002 WE-Network				
033003 WE-Customer Relations				
033004 WE-Technical Services				
033005 WE-Administration				
033011 WE-Environmental Mgmt				
033014 WE-Engineering				
033028 WE-Asset Planning				
033501 CE-Production				
033502 CE-Network	.03	.03	.22	.22
033503 CE-Customer Relations	7.20-	7.20-	83.20	83.20
033505 CE-Administration	1.17	1.17	40.05	40.05
033511 CE-Environmental Mgmt	2.72	2.72	116.03	116.03
033514 CE-Engineering	.08	.08	2.45	2.45
Total: CAPEX	3.20-	3.20-	242.92	242.92
Total: 0366 SC-Corp Western Division Ops	647.16-	647.16-	6,831.23	6,831.23
0367 SC-Corp Regulated Ops				
OPEX				
032026 CORP-Regulated Ops	.34	.34	.34	.34
Total: OPEX	.34	.34	.34	.34
CAPEX				
032026 CORP-Regulated Ops	.03	.03	.03	.03
Total: CAPEX	.03	.03	.03	.03
Total: 0367 SC-Corp Regulated Ops	.37	.37	.37	.37
0369 SC-CORP Regulatory				
OPEX				
032050 CORP-Backfill Reg App	1.62-	1.62-	60.77	60.77
032069 CORP-Regulatory UFS	980.22	980.22	11,414.47	11,414.47
Total: OPEX	978.60	978.60	11,475.24	11,475.24
CAPEX				
032050 CORP-Backfill Reg App				
032069 CORP-Regulatory UFS	11.21	11.21	123.21	123.21
Total: CAPEX	11.21	11.21	123.21	123.21
Total: 0369 SC-CORP Regulatory	989.81	989.81	11,598.51	11,598.51
0370 SC-CSC Pensacola OH Location				

Data Selection Values

Period: 12 Year: 08
 Region: D Southeastern Region
 Location: 0370 SC-CSC Pensacola OH Location

Business Partner: 12 Kentucky-American Water Co.

-----		-----		-----	
	Month		Year-To-Date		

Description Of Service	Actual	Budget	Variance	Actual	Budget	Variance

OPEX						
037005 CCP-Administration	7,818.17		7,818.17	89,281.15		89,281.15
037070 CCP-Call Handling	29,148.76		29,148.76	338,034.70		338,034.70
037071 CCP-Billing						
037072 CCP-Collections				.13		.13
037073 CCP-Operations and Support	12,556.73		12,556.73	112,884.76		112,884.76
037074 CCP-Business Services						
037075 CCP-Education & Development	893.75		893.75	13,460.29		13,460.29
Total: OPEX	50,417.41		50,417.41	553,661.03		553,661.03
CAPEX						
037005 CCP-Administration						
037070 CCP-Call Handling						
037071 CCP-Billing						
037072 CCP-Collections						
037073 CCP-Operations and Support						
037074 CCP-Business Services						
037075 CCP-Education & Development						
Total: CAPEX						
Total: 0370 SC-CSC Pensacola OH Location	50,417.41		50,417.41	553,661.03		553,661.03
0375 SC-STEP Project Location						
OPEX						
032091 CORP-STEP Project				60.34-		60.34-
Total: OPEX				60.34-		60.34-
CAPEX						
032091 CORP-STEP Project						
Total: CAPEX						
Total: 0375 SC-STEP Project Location				60.34-		60.34-
0388 SC-CORP Business Change						
OPEX						
032088 CORP-Business Change	6,157.80		6,157.80	64,678.79		64,678.79
Total: OPEX	6,157.80		6,157.80	64,678.79		64,678.79
CAPEX						
032088 CORP-Business Change				6.03		6.03
Total: CAPEX				6.03		6.03
Total: 0388 SC-CORP Business Change	6,157.80		6,157.80	64,684.82		64,684.82
0398 SC-CORP Other						

032000 CORP-Balance Sheet						
Total:						
032000 CORP-Balance Sheet	130,900.16-		130,900.16-	76,073.26-		76,073.26-
Total:	130,900.16-		130,900.16-	76,073.26-		76,073.26-

032000 CORP-Balance Sheet						
Total:						
032000 CORP-Balance Sheet						
Total:						

582150

American Water Works Company
Southeast Service Company Billing
Business Partner Report

12
3/27/09
10:28:56

Data Selection Values

Period: 12 Year: 08
Region: D Southeastern Region
Location: 0398 SC-CORP Other

Business Partner: 12 Kentucky-American Water Co.

Description Of Service	Month			Year-To-Date		
	Actual	Budget	Variance	Actual	Budget	Variance
D Southeastern Region						
12 Kentucky-American Water Co.						
0398 SC-CORP Other						
OPEX						
032001 CORP-Bldg Services Marlton	664.50-		664.50-	13,861.91		13,861.91
032005 CORP-CEO						
032061 CORP-Property Management						
032070 CORP-Shared Bus Services Admin						
032089 CORP-AWE Pass-Thru	332.53		332.53	9,459.24		9,459.24
032092 CORP-Strategy & Planning						
032094 CORP-COE O&M						
032095 CORP-Project STAR						
032096 CORP-Chief Growth Officer						
032097 CORP-Product & Serv Innovation	43,810.96-		43,810.96-	97,941.73		97,941.73
032098 CORP-Non-Departmental Costs	44,142.93-		44,142.93-	121,262.88		121,262.88
Total: OPEX						
CAPEX						
032001 CORP-Bldg Services Marlton	59.88-		59.88-	805.24		805.24
032005 CORP-CEO						
032061 CORP-Property Management						
032070 CORP-Shared Bus Services Admin						
032089 CORP-AWE Pass-Thru	22.98		22.98	261.77		261.77
032092 CORP-Strategy & Planning						
032094 CORP-COE O&M						
032095 CORP-Project STAR						
032096 CORP-Chief Growth Officer						
032097 CORP-Product & Serv Innovation						
032098 CORP-Non-Departmental Costs	1,316.88		1,316.88	10,052.22		10,052.22
Total: CAPEX	1,279.98		1,279.98	11,119.23		11,119.23
Total: 0398 SC-CORP Other	173,763.11-		173,763.11-	56,308.85		56,308.85
Total: 12 Kentucky-American Water Co.	766,352.19		766,352.19	8,533,904.76		8,533,904.76
Total: D Southeastern Region	766,352.19		766,352.19	8,533,904.76		8,533,904.76
Total: Grand Total :	766,352.19		766,352.19	8,533,904.76		8,533,904.76

Data Selection Values
Year: 09 Period: 01 Region: D Southeastern Region Business Partner: 12 Intercompany Settlement Co 12

Description Of Service	Hours	Payroll	Expenses	Total
Accounting	819.47	26,040.01	20,626.74	46,666.75
Administration	91.70	5,547.24	99,415.97	104,963.21
Audit	44.79	2,546.13	1,434.53	3,980.66
Communications	249.78	11,848.43	13,094.44	24,942.87
Legal	332.06	14,713.59	11,176.90	25,890.49
Engineer	.88	112.98	855.37	968.35
Finance	985.34	48,920.17	71,930.20	120,850.37
Human Resources	213.80	9,335.16	18,662.05	27,997.21
Information Systems	830.89	36,112.70	85,569.75	121,682.45
Operations	754.87	45,561.45	39,788.46	85,349.91
Rates & Revenue	228.72	11,375.24	4,205.89	15,581.13
Risk Management	86.24	3,696.92	3,810.65	7,507.57
Water Quality	279.64	8,316.63	16,960.22	25,276.85
Customer Service	4,342.39	78,517.78	104,809.01	183,326.79
TOTAL:	9,260.57	302,644.43	492,340.18	794,984.61

TOTAL CURRENT MONTH CHARGES

794,984.61

LESS: PAYMENT-PRIOR EST. BILLING

766,352.19-

NET AMOUNT PAYABLE (RECEIVABLE)

28,632.42

PLUS: EST. CURRENT MONTH BILLING

794,984.61

823,617.03

582150 American Water Works Company 1
Southeast Service Company Billing 3/27/09
Business Partner Report 10:29:18
Data Selection Values
Period: 01 Year: 09
Region: D Southeastern Region
Location: 0003 AW Service Co.
Business Partner: 12 Kentucky-American Water Co.

Description Of Service	Month			Year-To-Date		
	Actual	Budget	Variance	Actual	Budget	Variance
D Southeastern Region						
12 Kentucky-American Water Co.						
0003 AW Service Co.						
Total:	63,889.50-	63,889.50-	63,889.50-	238,200.84-	238,200.84-	238,200.84-
03001 BS Movements Co 3	63,889.50-	63,889.50-	63,889.50-	238,200.84-	238,200.84-	238,200.84-
Total:	63,889.50-	63,889.50-	63,889.50-	238,200.84-	238,200.84-	238,200.84-
03001 BS Movements Co 3						
Total:	63,889.50-	63,889.50-	63,889.50-	238,200.84-	238,200.84-	238,200.84-
0320 SC-CORP Bus Develop						
OPEX						
032020 CORP-Corporate Bus Development	3,902.35	3,902.35	3,902.35	5,906.67	5,906.67	5,906.67
033020 WE-Business Development	33.14	33.14	33.14	53.53	53.53	53.53
033520 CE-Business Development	17.60	17.60	17.60	42.41	42.41	42.41
035020 SE-Business Development	14,180.52	14,180.52	14,180.52	29,231.65	29,231.65	29,231.65
036520 NE-Business Development	3.28	3.28	3.28	1.50	1.50	1.50
Total: OPEX	18,136.89	18,136.89	18,136.89	35,235.76	35,235.76	35,235.76
CAPEX						
032020 CORP-Corporate Bus Development	123.65	123.65	123.65	158.19	158.19	158.19
033020 WE-Business Development				3.76	3.76	3.76
033520 CE-Business Development	26.41	26.41	26.41	60.82	60.82	60.82
035020 SE-Business Development	.02-	.02-	.02-	222.75	222.75	222.75
036520 NE-Business Development	150.04	150.04	150.04	222.75	222.75	222.75
Total: CAPEX	18,286.93	18,286.93	18,286.93	35,458.51	35,458.51	35,458.51
Total: 0320 SC-CORP Bus Develop	18,286.93	18,286.93	18,286.93	35,458.51	35,458.51	35,458.51
0321 SC-CORP Audit						
OPEX						
032060 CORP-Audit	3,816.28	3,816.28	3,816.28	6,096.73	6,096.73	6,096.73
Total: OPEX	3,816.28	3,816.28	3,816.28	6,096.73	6,096.73	6,096.73
CAPEX						
032060 CORP-Audit	164.38	164.38	164.38	60.31	60.31	60.31
Total: CAPEX	164.38	164.38	164.38	60.31	60.31	60.31
Total: 0321 SC-CORP Audit	3,980.66	3,980.66	3,980.66	6,157.04	6,157.04	6,157.04
0322 SC-CORP External Affairs						
OPEX						
032022 CORP-Government Affairs	1,540.96	1,540.96	1,540.96	2,866.74	2,866.74	2,866.74
032025 CORP-External Affairs	2,181.03	2,181.03	2,181.03	4,866.56	4,866.56	4,866.56
032068 CORP-Marketing	3,758.23	3,758.23	3,758.23	7,335.27	7,335.27	7,335.27
032085 CORP-External Communications	3,306.98	3,306.98	3,306.98	5,887.98	5,887.98	5,887.98
032086 CORP-Internal Communications	1,226.68	1,226.68	1,226.68	2,219.94	2,219.94	2,219.94
032087 CORP-Corp Social Resp	1,419.43	1,419.43	1,419.43	1,445.92	1,445.92	1,445.92
033025 WE-External Affairs	9.00	9.00	9.00	22.27	22.27	22.27
033525 CE-External Affairs	12.56	12.56	12.56	37.31	37.31	37.31
035025 SE-External Affairs	11,318.97	11,318.97	11,318.97	23,142.60	23,142.60	23,142.60
036525 NE-External Affairs	.04	.04	.04	1.75	1.75	1.75

Data Selection Values

Period: 01 Year: 09
Region: D Southeastern Region
Location: 0322 SC-CORP External Affairs
Business Partner: 12 Kentucky-American Water Co.

| Month | | Year-To-Date |

Description Of Service	Actual	Budget	Variance	Actual	Budget	Variance
D Southeastern Region						
12 Kentucky-American Water Co.						
0322 SC-CORP External Affairs						
CAPEX						
Total: OPEX	24,773.88		24,773.88	47,826.34		47,826.34
CAPEX						
032022 CORP-Government Affairs	21.04		21.04	29.72		29.72
032025 CORP-External Affairs	62.85		62.85	96.91		96.91
032068 CORP-Marketing	31.87		31.87	46.76		46.76
032085 CORP-External Communications	25.70		25.70	37.07		37.07
032086 CORP-Internal Communications	9.65		9.65	14.50		14.50
032087 CORP-Corp Social Resp						
033025 WE-External Affairs						
033525 CE-External Affairs	16.51		16.51	38.47		38.47
035025 SE-External Affairs	1.37		1.37	4.47		4.47
036525 NE-External Affairs	168.99		168.99	271.65		271.65
Total: CAPEX						
Total: 0322 SC-CORP External Affairs	24,942.87		24,942.87	48,097.99		48,097.99
0323 SC-Supply Chain Location						
OPEX						
032009 CORP-Supply Chain-Pass Thru						
032010 CORP-Supply Chain-Sourcing						
033010 WE-Supply Chain						
033510 CE-Supply Chain						
035010 SE-Supply Chain						
036510 NE-Supply Chain						
Total: OPEX						
032009 CORP-Supply Chain-Pass Thru	5.39-		5.39-	5.27		5.27
032010 CORP-Supply Chain-Sourcing	5,960.82		5,960.82	11,404.26		11,404.26
033010 WE-Supply Chain	1.70		1.70	3.51		3.51
033510 CE-Supply Chain	8.08		8.08	152.45		152.45
035010 SE-Supply Chain	2,854.98		2,854.98	4,662.65		4,662.65
036510 NE-Supply Chain	42.57		42.57	46.25		46.25
Total:	8,862.76		8,862.76	16,274.39		16,274.39
CAPEX						
032009 CORP-Supply Chain-Pass Thru	1.54-		1.54-	31.13		31.13
032010 CORP-Supply Chain-Sourcing	6,732.04		6,732.04	13,955.39		13,955.39
033010 WE-Supply Chain						
033510 CE-Supply Chain	369.20		369.20	137.69		137.69
035010 SE-Supply Chain	40.31		40.31	905.32		905.32
036510 NE-Supply Chain	7,140.01		7,140.01	107.31		107.31
Total: CAPEX	16,002.77		16,002.77	15,136.84		15,136.84
Total: 0323 SC-Supply Chain Location						
0324 SC-ITS Location						
OPEX						

582150

American Water Works Company
Southeast Service Company Billing
Business Partner Report

3
3/27/09
10:29:18

Data Selection Values

Period: 01 Year: 09
Region: D Southeastern Region
Location: 0324 SC-ITS Location

Business Partner: 12 Kentucky-American Water Co.

Month	Year-To-Date

Description Of Service	Actual	Budget	Variance	Actual	Budget	Variance
D Southeastern Region						
12 Kentucky-American Water Co.						
0324 SC-ITS Location						
OPEX						
032030 CORP-ITS Client Rel Admin	609.37		609.37	1,250.87		1,250.87
032031 CORP-Service Desk	1,658.56		1,658.56	3,034.76		3,034.76
032032 CORP-ITS-BAD-Core Shared	1,393.53		1,393.53	3,065.68		3,065.68
032033 Chg Ctrl & Desktop Automation	1,161.18		1,161.18	2,184.05		2,184.05
032034 CORP-ITS Appl Adm & Security	2,312.27		2,312.27	7,735.20		7,735.20
032035 CORP-ITS Sec Arch & Strategy	303.00		303.00	1,410.87		1,410.87
032071 CORP-ITS Admin	4,520.37		4,520.37	20,960.12		20,960.12
032072 CORP-ITS PMO	3,605.08		3,605.08	7,635.73		7,635.73
032073 CORP-ITS Infra/Oper Admin	3,096.07		3,096.07	4,084.44		4,084.44
032074 CORP-ITS Production	35,436.02		35,436.02	32,904.87		32,904.87
032075 CORP-Enterprise Server	19,113.22		19,113.22	39,695.24		39,695.24
032076 CORP-Communications	5,236.08		5,236.08	22,743.91		22,743.91
032077 CORP-ITS Security Operations	2,821.60		2,821.60	6,364.49		6,364.49
032078 CORP-ITS Adm Business Appl Dev	2,378.87		2,378.87	5,502.86		5,502.86
032079 CORP-ITS-BAD-Middle Office App	10,327.24		10,327.24	21,853.70		21,853.70
032080 CORP-ITS-BAD-Back Office Apps	8,717.18		8,717.18	14,199.03		14,199.03
Total: OPEX						

582150 American Water Works Company 4
 Southeast Service Company Billing 3/27/09
 Business Partner Report 10:29:18
 Business Partner: 12 Kentucky-American Water Co.
 Business Partner Report
 Data Selection Values
 Period: 01 Year: 09
 Region: D Southeastern Region
 Location: 0324 SC-ITS Location

Description Of Service	Month			Year-To-Date		
	Actual	Budget	Variance	Actual	Budget	Variance
D Southeastern Region						
12 Kentucky-American Water Co.						
0324 SC-ITS Location						
032081 CORP-ITS-BAD-Quality&Methodlgy	2,447.17	2,447.17	0.00	5,367.41	5,367.41	0.00
032082 CORP-ITS-BAD-Customer Facing	2,564.64	2,564.64	0.00	5,217.71	5,217.71	0.00
032083 CORP-ITS-BAD-Field Svc Apps	434.48	434.48	0.00	1,620.89	1,620.89	0.00
032093 CORP-ITS-Architecture	3,424.16	3,424.16	0.00	6,615.25	6,615.25	0.00
033531 CE-Western CS & S	859.08	859.08	0.00	1,648.43	1,648.43	0.00
035031 SE-ITS Client Relations	332.83	332.83	0.00	1,107.92	1,107.92	0.00
036531 NE-Eastern CS & S	7,838.27	7,838.27	0.00	13,078.47	13,078.47	0.00
Total:	120,590.27	120,590.27	0.00	187,361.66	187,361.66	0.00
CAPEX						
032030 CORP-ITS Client Rel Admin	1.48	1.48	0.00	3.71	3.71	0.00
032031 CORP-Service Desk	3.68	3.68	0.00	8.91	8.91	0.00
032032 CORP-ITS-BAD-Core Shared	2.89	2.89	0.00	6.81	6.81	0.00
032033 Chg Ctrl & Desktop Automation	3.03	3.03	0.00	7.15	7.15	0.00
032034 CORP-ITS Appl Adm & Security	5.07	5.07	0.00	11.96	11.96	0.00
032035 CORP-ITS Sec Arch & Strategy	1.45	1.45	0.00	4.86	4.86	0.00
032071 CORP-ITS Admin	54.58	54.58	0.00	35.99	35.99	18.59
032072 CORP-ITS PMO	222.77	222.77	0.00	519.46	519.46	0.00
032073 CORP-ITS Infra/Oper Admin	2.12	2.12	0.00	5.60	5.60	0.00
032074 CORP-ITS Production	254.34	254.34	0.00	211.40	211.40	42.94
032075 CORP-Enterprise Server	95.59	95.59	0.00	164.37	164.37	0.00
032076 CORP-Communications	21.75	21.75	0.00	57.32	57.32	0.00
032077 CORP-ITS Security Operations	3.93	3.93	0.00	14.68	14.68	0.00
032078 CORP-ITS Adm Business Appl Dev	6.67	6.67	0.00	16.85	16.85	0.00
032079 CORP-ITS-BAD-Middle Office App	19.87	19.87	0.00	70.34	70.34	0.00
032080 CORP-ITS-BAD-Back Office Apps	35.58	35.58	0.00	51.06	51.06	0.00
032081 CORP-ITS-BAD-Quality&Methodlgy	3.09	3.09	0.00	8.00	8.00	0.00
032082 CORP-ITS-BAD-Customer Facing	4.88	4.88	0.00	10.69	10.69	0.00
032083 CORP-ITS-BAD-Field Svc Apps	.44	.44	0.00	2.72	2.72	0.00
032093 CORP-ITS-Architecture	54.42	54.42	0.00	102.80	102.80	0.00
033031 WE-ITS Client Relations				11.17	11.17	0.00
033531 CE-Western CS & S	3.92	3.92	0.00	12.96	12.96	0.00
035031 SE-ITS Client Relations	290.63	290.63	0.00	373.21	373.21	0.00
036531 NE-Eastern CS & S	1,092.18	1,092.18	0.00	1,712.02	1,712.02	0.00
Total: CAPEX	121,682.45	121,682.45	0.00	189,073.68	189,073.68	0.00
Total: 0324 SC-ITS Location						
0325 SC-SSC Location						
OPEx						
032084 SSC-Accounts Payable						
032505 SSC-Administration						
032560 SSC-Financial Reporting						
032570 SSC-General Accounting						
032571 SSC-Tax						

582150

American Water Works Company
Southeast Service Company Billing
Business Partner Report

5
3/27/09
10:29:18

Data Selection Values

Period: 01 Year: 09
Region: D Southeastern Region
Location: 0325 SC-SSC Location

Business Partner: 12 Kentucky-American Water Co.

| Month | | Year-To-Date |

Description Of Service	Actual	Budget	Variance	Actual	Budget	Variance
D Southeastern Region						
12 Kentucky-American Water Co.						
0325 SC-SSC Location						
OPEX						
032572 SSC-Business Support Services	5,756.68	5,756.68	0.00	7,450.38	7,450.38	-1,693.70
032573 SSC-Planning & Reporting	9,157.55	9,157.55	0.00	16,509.99	16,509.99	-7,352.44
032574 SSC-Rates & Regulation	8,590.10	8,590.10	0.00	16,943.56	16,943.56	-8,353.46
032575 SSC-Cash Management	2,906.02	2,906.02	0.00	6,145.97	6,145.97	-3,239.95
032576 SSC-Facility Services	2,922.09	2,922.09	0.00	5,905.83	5,905.83	-2,983.74
032577 SSC-Utility Plant Accounting	2,779.80	2,779.80	0.00	5,337.55	5,337.55	-2,557.75
032578 SSC-Project Management	5,086.88	5,086.88	0.00	9,735.27	9,735.27	-4,648.39
032579 SSC-Employee Services	4,589.55	4,589.55	0.00	8,908.74	8,908.74	-4,319.19
032580 SSC-AWE	805.58	805.58	0.00	1,580.67	1,580.67	-775.09
Total: OPEX	49,300.79	49,300.79	0.00	91,676.99	91,676.99	-42,376.20
CAPEX						
032084 SSC-Accounts Payable	413.65	413.65	0.00	623.91	623.91	-210.26
032505 SSC-Administration	1,626.17	1,626.17	0.00	1,854.09	1,854.09	-227.92
032560 SSC-Financial Reporting						
032570 SSC-General Accounting	517.21	517.21	0.00	783.96	783.96	-266.75
032571 SSC-Tax	141.81	141.81	0.00	215.70	215.70	-73.89
032572 SSC-Business Support Services	274.05	274.05	0.00	410.23	410.23	-136.18
032573 SSC-Planning & Reporting						
032574 SSC-Rates & Regulation	11,894.59	11,894.59	0.00	17,221.98	17,221.98	-5,327.39
032575 SSC-Cash Management	392.50	392.50	0.00	581.85	581.85	-189.35
032576 SSC-Facility Services						
032577 SSC-Utility Plant Accounting	358.96	358.96	0.00	537.04	537.04	-178.08
032578 SSC-Project Management	81.32	81.32	0.00	120.94	120.94	-39.62
032579 SSC-Employee Services	560.36	560.36	0.00	847.59	847.59	-287.23
032580 SSC-AWE	123.10	123.10	0.00	187.09	187.09	-63.99
Total: CAPEX	16,383.72	16,383.72	0.00	23,384.38	23,384.38	-7,000.66
Total: 0325 SC-SSC Location	65,684.51	65,684.51	0.00	115,061.37	115,061.37	-49,376.86
0326 SC-CORP Operations						
OPEX						

582150

American Water Works Company
Southeast Service Company Billing
Business Partner Report

6
3/27/09
10:29:18

Data Selection Values

Period: 01 Year: 09
Region: D Southeastern Region
Location: 0326 SC-CORP Operations

Business Partner: 12 Kentucky-American Water Co.

| Month | | Year-To-Date |

Description Of Service	Actual	Budget	Variance	Actual	Budget	Variance
D Southeastern Region						
12 Kentucky-American Water Co.						
0326 SC-CORP Operations						
OPEX						
032011 CORP-Chief Operating Officer	3,743.92		3,743.92	8,808.21		8,808.21
032016 CORP-Maintenance Services	683.95		683.95	1,484.47		1,484.47
032019 CORP-Operational Risk	3,592.18		3,592.18	5,170.72		5,170.72
032064 CORP-Operational Performance	2,422.61		2,422.61	3,855.55		3,855.55
032065 CORP-Asset Management	1,106.47		1,106.47	1,560.07		1,560.07
032066 CORP-Research & Env Excellence	7,618.23		7,618.23	11,448.66		11,448.66
033016 WE-Maintenance	471.94		471.94	943.86		943.86
033019 WE-Operational Risk	4.24		4.24	10.93		10.93
033516 CR-Maintenance	107.25		107.25	156.49		156.49
033519 CR-Operational Risk	10.00		10.00	39.73		39.73
035016 SE-Maintenance	11,215.00		11,215.00	24,843.10		24,843.10
035019 SE-Operational Risk	3,447.22		3,447.22	8,838.07		8,838.07
036516 NE-Maintenance	234.34		234.34	231.41		231.41
036519 NE-Operational Risk	21.95		21.95	22.39		22.39
036550 CORP-COE-Engineering	398.79		398.79	889.27		889.27
036551 CORP-COE-Technical Services	467.68		467.68	1,045.68		1,045.68
Total: OPEX	35,545.77		35,545.77	69,348.61		69,348.61
CAPEX						
032011 CORP-Chief Operating Officer	656.18		656.18	1,242.06		1,242.06
032016 CORP-Maintenance Services	8.05		8.05	17.37		17.37
032019 CORP-Operational Risk	416.99		416.99	1,143.27		1,143.27
032064 CORP-Operational Performance	280.06		280.06	1,732.17		1,732.17
032065 CORP-Asset Management	3,284.54		3,284.54	8,613.34		8,613.34
032066 CORP-Research & Env Excellence	755.81		755.81	6,177.80		6,177.80
033016 WE-Maintenance						
033019 WE-Operational Risk						
033516 CR-Maintenance						
033519 CR-Operational Risk						
035016 SE-Maintenance	48.63		48.63	6.83		6.83
035019 SE-Operational Risk	11.40		11.40	4.45		4.45
036516 NE-Maintenance	.49		.49	113.38		113.38
036519 NE-Operational Risk	3.59		3.59	25.37		25.37
036550 CORP-COE-Engineering	12,050.36		12,050.36	11.35		11.35
036551 CORP-COE-Technical Services	5,673.30		5,673.30	29,654.73		29,654.73
Total: CAPEX	23,189.40		23,189.40	12,565.96		12,565.96
Total: 0326 SC-CORP Operations	58,735.17		58,735.17	61,309.57		61,309.57
0327 SC-CORP Finance				130,658.18		130,658.18
OPEX						
032007 CORP-Finance	5,241.41		5,241.41	10,832.82		10,832.82
032017 CORP-Planning & Reporting	9,879.31		9,879.31	19,885.97		19,885.97
032027 CORP-Reporting & Compliance	24,759.03		24,759.03	31,124.04		31,124.04
032047 CORP-Income Tax	7,750.89		7,750.89	13,994.57		13,994.57

582150 American Water Works Company 7
 Southeast Service Company Billing 3/27/09
 Business Partner Report 10:29:18

Data Selection Values
 Period: 01 Year: 09
 Region: D Southeastern Region
 Location: 0327 SC-CORP Finance

Business Partner: 12 Kentucky-American Water Co.

Description Of Service	Month			Year-To-Date		
	Actual	Budget	Variance	Actual	Budget	Variance
D Southeastern Region						
12 Kentucky-American Water Co.						
0327 SC-CORP Finance						
OPEX						
032057 CORP-Treasury	4,093.62		4,093.62	8,824.53		8,824.53
033007 WE-Finance	292.21		292.21	551.25		551.25
033507 CE-Finance	440.20		440.20	566.39		566.39
035007 SE-Finance	53,931.80		53,931.80	98,210.83		98,210.83
036507 NE-Finance	56.43		56.43	1,105.21		1,105.21
Total: OPEX	106,444.90		106,444.90	185,095.61		185,095.61
CAPEX						
032007 CORP-Finance	144.82		144.82	200.90		200.90
032017 CORP-Planning & Reporting	238.46		238.46	264.74		264.74
032027 CORP-Reporting & Compliance	45.17		45.17	59.84		59.84
032047 CORP-Income Tax	432.34		432.34	593.30		593.30
032057 CORP-Treasury	134.02		134.02	185.14		185.14
033007 WE-Finance				19.12		19.12
033507 CE-Finance	375.38		375.38	798.05		798.05
035007 SE-Finance	9.22		9.22	30.14		30.14
036507 NE-Finance	1,379.41		1,379.41	2,151.23		2,151.23
Total: CAPEX	1,379.41		1,379.41	2,151.23		2,151.23
Total: 0327 SC-CORP Finance	107,824.31		107,824.31	187,246.84		187,246.84
0328 SC-CORP Human Resources						
OPEX						
032002 CORP-HR Comp/Benefits	3,080.92		3,080.92	6,516.93		6,516.93
032003 CORP-HR Talent Development	2,348.29		2,348.29	3,151.54		3,151.54
032004 CORP-HR Labor Relations	1,035.05		1,035.05	2,412.56		2,412.56
032006 CORP-Business Center HR	3,987.60		3,987.60	6,025.62		6,025.62
032012 CORP-HR Strategic Staffing				2,670.21		2,670.21
032013 CORP-HR Systems & Processes	1,231.84		1,231.84			
032014 CORP-Benefits Service Center				6,853.84		6,853.84
032018 CORP-Human Resources	3,659.14		3,659.14	16.41		16.41
033018 WE-Human Resources	7.24		7.24	144.99		144.99
033518 CE-Human Resources	109.57		109.57	6,123.75		6,123.75
034018 CCA-Human Resources	2,667.51		2,667.51	8,613.66		8,613.66
035018 SE-Human Resources	5,035.77		5,035.77	19.01		19.01
036518 NE-Human Resources	18.73		18.73			
037018 CCP-Human Resources ODI				42,548.52		42,548.52
Total: OPEX	23,181.66		23,181.66	7,355.26		7,355.26
032014 CORP-Benefits Service Center	3,668.81		3,668.81	7,355.26		7,355.26
Total: CAPEX	3,668.81		3,668.81	93.94		93.94
032002 CORP-HR Comp/Benefits	67.34		67.34	21.23		21.23
032003 CORP-HR Talent Development	16.44		16.44	21.78		21.78
032004 CORP-HR Labor Relations	11.88		11.88			

582150 American Water Works Company 9
Southeast Service Company Billing 3/27/09
Business Partner Report 10:29:18

Data Selection Values
Period: 01 Year: 09
Region: D Southeastern Region
Location: 0340 SC-CSC Alton OH Location Kentucky-American Water Co.

Business Partner: 12

Description Of Service	Month				Year-To-Date	Variance
	Actual	Budget	Variance	Actual		
D Southeastern Region						
12 Kentucky-American Water Co.						
0340 SC-CSC Alton OH Location						
OPEX						
034070 CCA-Call Handling	8,549.44	8,549.44		12,416.01	12,416.01	
034071 CCA-Billing	32,231.85	32,231.85		63,737.62	63,737.62	
034072 CCA-Collections	22,099.54	22,099.54		44,589.00	44,589.00	
034073 CCA-Operations & Performance	15,860.15	15,860.15		24,613.42	24,613.42	
034074 CCA-Business Services	21,713.74	21,713.74		42,425.07	42,425.07	
034075 CCA-Education & Development	4,059.12	4,059.12		8,073.87	8,073.87	
Total: OPEX	108,651.52	108,651.52		204,162.46	204,162.46	
034005 CCA-Administration	38.47	38.47		30.00	30.00	
034070 CCA-Call Handling	63.63	63.63		11.17	11.17	
034071 CCA-Billing	55.69	55.69		8.19	8.19	
034072 CCA-Collections	16.80	16.80		2.57	2.57	
034073 CCA-Operations & Performance	73.81	73.81		5.20	5.20	
034074 CCA-Business Services	9.16	9.16		1.58	1.58	
034075 CCA-Education & Development	9.25	9.25		1.79	1.79	
Total: CAPEX	266.81	266.81		9.90	9.90	
Total: 0340 SC-CSC Alton OH Location	108,918.33	108,918.33		204,172.36	204,172.36	
0345 SC-Belleville Lab Location						
OPEX						
034517 BVLAB-Water Quality						
Total: OPEX						
034517 BVLAB-Water Quality	16,578.28	16,578.28		36,314.24	36,314.24	
Total: CAPEX	16,578.28	16,578.28		36,314.24	36,314.24	
Total: 0345 SC-Belleville Lab Location	16,578.28	16,578.28		36,314.24	36,314.24	
0362 SC-CORP Property						
OPEX						
032042 CORP-1000 Voorhees Building	4,980.36	4,980.36		2,898.21	2,898.21	
032046 CORP-3906 Church Road	1,309.26	1,309.26		3,022.98	3,022.98	
032062 CORP-Building Services	21,431.55	21,431.55		42,107.80	42,107.80	

582150 American Water Works Company 10
 Southeast Service Company Billing 3/27/09
 Business Partner Report 10:29:18

Data Selection Values
 Period: 01 Year: 09
 Region: D Southeastern Region
 Location: 0362 SC-CORP Property

Business Partner: 12 Kentucky-American Water Co.

Description Of Service	Month			Year-To-Date		
	Actual	Budget	Variance	Actual	Budget	Variance
D Southeastern Region						
12 Kentucky-American Water Co.						
0362 SC-CORP Property						
OPEX						
032063 CORP-Building Services Woodcree	9,798.93		9,798.93	14,722.68		14,722.68
032090 CORP-Prop Mgmt Development				2.77		2.77
036576 NE-Building Services Woodcrest	2.70		2.70	62,754.44		62,754.44
Total: OPEX	37,522.80		37,522.80			
CAPEX						
032042 CORP-1000 Voorhees Building	37.79		37.79	16.75		16.75
032046 CORP-3906 Church Road	4,347.39		4,347.39	10,296.11		10,296.11
032062 CORP-Building Services	2,366.10		2,366.10	2,929.08		2,929.08
032063 CORP-Building Services Woodcree	2,759.54		2,759.54	3,445.87		3,445.87
032090 CORP-Prop Mgmt Development						
036576 NE-Building Services Woodcrest	.45		.45	1.66		1.66
Total: CAPEX	9,511.27		9,511.27	16,689.47		16,689.47
Total: 0362 SC-CORP Property	47,034.07		47,034.07	79,443.91		79,443.91
0363 SC-CORP Eastern Division Ops						
OPEX						
032023 CORP-Eastern Division Ops	19,030.50		19,030.50	38,597.75		38,597.75
035001 SE-Production	66.01		66.01			
035002 SE-Network	1,237.14		1,237.14	3,447.77		3,447.77
035003 SE-Customer Relations	23,319.95		23,319.95	45,876.37		45,876.37
035005 SE-Administration	22,710.74		22,710.74	37,063.27		37,063.27
035011 SE-Environmental Mgmt	314.00		314.00			
035014 SE-Engineering	784.18		784.18	1,612.02		1,612.02
036501 NE-Production	9.48		9.48	39.64		39.64
036502 NE-Network						
036503 NE-Customer Field Services						
036505 NE-Administration	27.51		27.51			
036511 NE-Environmental Mgmt						
036514 NE-Engineering						
036591 NE-SAP Conversion						
Total: OPEX	67,499.51		67,499.51	126,636.82		126,636.82
CAPEX						
032023 CORP-Eastern Division Ops	38.25		38.25	51.78		51.78
035001 SE-Production	.85		.85			
035002 SE-Network	16.80		16.80	38.38		38.38
035003 SE-Customer Relations	151.88		151.88	307.70		307.70
035005 SE-Administration	246.31		246.31	432.79		432.79
035011 SE-Environmental Mgmt	.49		.49			
035014 SE-Engineering	126.11		126.11	159.33		159.33
036501 NE-Production	1.55		1.55	52.43		52.43
036502 NE-Network						
036503 NE-Customer Field Services						
036505 NE-Administration	4.49		4.49			

582150

American Water Works Company
Southeast Service Company Billing
Business Partner Report

11
3/27/09
10:29:18

Data Selection Values

Period: 01 Year: 09

Region: D Southeastern Region

Location: 0363 SC-CORP Eastern Division Ops

Business Partner: 12 Kentucky-American Water Co.

| Month | | Year-To-Date |

Description Of Service	Actual	Budget	Variance	Actual	Budget	Variance
D Southeastern Region						
12 Kentucky-American Water Co.						
0363 SC-CORP Eastern Division Ops						
CAPEX						
036511 NE-Environmental Mgmt						
036514 NE-Engineering						
Total: CAPEX	586.73		586.73	1,042.41		1,042.41
Total: 0363 SC-CORP Eastern Division Ops	68,086.24		68,086.24	127,679.23		127,679.23
0364 SC-CORP Busn Transformation						
OPEX						
032040 CORP-Business Transformation	1,360.84		1,360.84	111.47		111.47
Total: OPEX	1,360.84		1,360.84	111.47		111.47
CAPEX						
032040 CORP-Business Transformation	4,853.71		4,853.71	20,547.70		20,547.70
Total: CAPEX	4,853.71		4,853.71	20,547.70		20,547.70
Total: 0364 SC-CORP Busn Transformation	6,214.55		6,214.55	20,659.17		20,659.17
0366 SC-Corp Western Division Ops						
OPEX						
032024 Corp-Western Division Ops	509.74		509.74	374.80		374.80
033001 WE-Production	.12		.12			
033002 WE-Network	3.27		3.27			
033003 WE-Customer Relations	4.21		4.21	74.62		74.62
033004 WE-Technical Services	.01		.01			
033005 WE-Administration	101.48		101.48	117.41		117.41
033006 WE-Service Delivery	34.77		34.77	7.46		7.46
033011 WE-Environmental Mgmt	.84		.84	1.81		1.81
033014 WE-Engineering	8.86		8.86	22.05		22.05
033028 WE-Asset Planning	1.89		1.89			
033501 CE-Production	4.55		4.55	9.38		9.38
033502 CE-Network	16.82		16.82	39.46		39.46
033503 CE-Customer Relations	99.07		99.07	231.65		231.65
033505 CE-Administration	366.16		366.16	699.08		699.08
033511 CE-Environmental Mgmt	9.20		9.20	18.94		18.94
033514 CE-Engineering	47.32		47.32	93.20		93.20
Total: OPEX	1,208.29		1,208.29	1,689.86		1,689.86
CAPEX						
032024 Corp-Western Division Ops	56.29		56.29	52.60		52.60
033001 WE-Production						
033002 WE-Network						
033003 WE-Customer Relations						
033004 WE-Technical Services						
033005 WE-Administration						
033011 WE-Environmental Mgmt						
033014 WE-Engineering						
033028 WE-Asset Planning						
033501 CE-Production						
Total: OPEX				.73		.73

592150 American Water Works Company 12
 Southeast Service Company Billing 3/27/09
 Business Partner Report 10:29:18

Data Selection Values
 Period: 01 Year: 09
 Region: D Southeastern Region
 Location: 0366 SC-Corp Western Division Ops

Business Partner: 12 Kentucky-American Water Co.

Description Of Service	Month			Year-To-Date		
	Actual	Budget	Variance	Actual	Budget	Variance
D Southeastern Region						
12 Kentucky-American Water Co.						
0366 SC-Corp Western Division Ops						
CAPEX						
033502 CE-Network				3.43		3.43
033503 CE-Customer Relations				14.73		14.73
033505 CE-Administration				52.70		52.70
033511 CE-Environmental Mgmt				1.47		1.47
033514 CE-Engineering				6.95		6.95
Total: CAPEX	56.29		56.29	132.61		132.61
Total: 0366 SC-Corp Western Division Ops	1,264.58		1,264.58	1,822.47		1,822.47
0367 SC-Corp Regulated Ops						
OPEX						
032026 CORP-Regulated Ops	2,607.71		2,607.71	7,480.16		7,480.16
Total: OPEX	2,607.71		2,607.71	7,480.16		7,480.16
CAPEX						
032026 CORP-Regulated Ops	72.07		72.07	149.39		149.39
Total: CAPEX	72.07		72.07	149.39		149.39
Total: 0367 SC-Corp Regulated Ops	2,679.78		2,679.78	7,629.55		7,629.55
0369 SC-CORP Regulatory						
OPEX						
032050 CORP-Backfill Reg App	1.18		1.18	.81		.81
032069 CORP-Regulatory UFS	874.11		874.11	2,306.95		2,306.95
Total: OPEX	875.29		875.29	2,307.76		2,307.76
CAPEX						
032050 CORP-Backfill Reg App	.23-		.23-	.21-		.21-
032069 CORP-Regulatory UFS	31.68		31.68	44.33		44.33
Total: CAPEX	31.45		31.45	44.12		44.12
Total: 0369 SC-CORP Regulatory	906.74		906.74	2,351.88		2,351.88
0370 SC-CSC Pensacola OH Location						
OPEX						
037005 CCP-Administration						
037070 CCP-Call Handling						
037071 CCP-Billing						
037072 CCP-Collections						
037073 CCP-Operations and Support						
037074 CCP-Business Services						
037075 CCP-Education & Development						
Total: OPEX	4,919.04		4,919.04	7,109.51		7,109.51
037005 CCP-Administration	36,047.09		36,047.09	71,828.16		71,828.16
037070 CCP-Call Handling	8,592.11		8,592.11	17,992.33		17,992.33
037073 CCP-Operations and Support	1,275.11		1,275.11	2,501.18		2,501.18
037075 CCP-Education & Development	50,833.35		50,833.35	99,431.18		99,431.18
Total: CAPEX						

582150 American Water Works Company 13
 Southeast Service Company Billing 3/27/09
 Business Partner Report 10:29:18

Data Selection Values
 Period: 01 Year: 09
 Region: D Southeastern Region
 Location: 0370 SC-CSC Pensacola OH Location Business Partner: 12 Kentucky-American Water Co.

Description Of Service	Year-To-Date			
	Actual	Budget	Variance	Actual
D Southeastern Region				
12 Kentucky-American Water Co.				
0370 SC-CSC Pensacola OH Location				
CAPEX				
037005 CCP-Administration				
037070 CCP-Call Handling				
037071 CCP-Billing				
037072 CCP-Collections				
037073 CCP-Operations and Support				
037074 CCP-Business Services				
037075 CCP-Education & Development				
Total: CAPEX				
Total: 0370 SC-CSC Pensacola OH Location	50,833.35	50,833.35	99,431.18	99,431.18
0375 SC-STEP Project Location				
OPEX				
032091 CORP-STEP Project				
Total: OPEX				
CAPEX				
032091 CORP-STEP Project				
Total: CAPEX				
Total: 0375 SC-STEP Project Location				
0388 SC-CORP Business Change				
OPEX				
032088 CORP-Business Change	214.94	214.94	591.67	591.67
Total: OPEX	214.94	214.94	591.67	591.67
CAPEX				
032088 CORP-Business Change				
Total: CAPEX				
Total: 0388 SC-CORP Business Change	214.94	214.94	591.67	591.67
0398 SC-CORP Other				
032000 CORP-Balance Sheet	63,889.50	63,889.50	238,200.84	238,200.84
Total:	63,889.50	63,889.50	238,200.84	238,200.84
032000 CORP-Balance Sheet				
Total:				
OPEX				
032001 CORP-Bldg Services Marlton				
032005 CORP-CEO				
032061 CORP-Property Management				
032070 CORP-Shared Bus Services Admin				
032089 CORP-AWE Pass-Thru				
032092 CORP-Strategy & Planning				
032094 CORP-COE O&M				
032095 CORP-Project STAR				
032096 CORP-Chief Growth Officer				
Total: 032000 CORP-Balance Sheet	480.58	480.58	896.26	896.26

582150

American Water Works Company
Southeast Service Company Billing
Business Partner Report

14
3/27/09
10:29:18

Data Selection Values

Period: 01 Year: 09
Region: D Southeastern Region
Location: 0398 SC-CORP Other

Business Partner: 12 Kentucky-American Water Co.

Description Of Service	Month			Year-To-Date		
	Actual	Budget	Variance	Actual	Budget	Variance
D Southeastern Region						
12 Kentucky-American Water Co.						
0398 SC-CORP Other						
OPEX						
032097 CORP-Product & Serv Innovation	18,887.45		18,887.45	12,903.66		12,903.66
032098 CORP-Non-Departmental Costs	19,368.03		19,368.03	13,799.92		13,799.92
Total: OPEX						
CAPEX						
032001 CORP-Bldg Services Marlton						
032005 CORP-CEO						
032061 CORP-Property Management						
032070 CORP-Shared Bus Services Admin						
032089 CORP-AWE Pass-Thru						
032092 CORP-Strategy & Planning	22.92		22.92	34.23		34.23
032094 CORP-COE O&M						
032095 CORP-Project STAR						
032096 CORP-Chief Growth Officer						
032097 CORP-Product & Serv Innovation						
032098 CORP-Non-Departmental Costs	503.30		503.30	591.85		591.85
Total: CAPEX	526.22		526.22	626.08		626.08
Total: 0398	83,783.75		83,783.75	252,626.84		252,626.84
Total: 12	794,984.61		794,984.61	1,444,290.30		1,444,290.30
Total: D	794,984.61		794,984.61	1,444,290.30		1,444,290.30
Total:	794,984.61		794,984.61	1,444,290.30		1,444,290.30
Grand Total :						

Data Selection Values

Year: 09 Period: 02 Region: D Southeastern Region Business Partner: 12 Intercompany Settlement Co 12

Description Of Service	Hours	Payroll	Expenses	Total
Accounting	820.14	23,381.07	17,166.38	40,547.45
Administration	97.13	5,281.21	48,059.14	53,340.35
Audit	35.57	1,269.15	907.23	2,176.38
Communications	254.78	11,162.47	11,992.65	23,155.12
Legal	322.37	12,941.66	13,950.69	26,892.35
Engineering		24.39	900.81	925.20
Finance	984.04	45,474.76	54,810.13	100,284.89
Human Resources	201.90	7,488.32	15,423.30	22,911.62
Information Systems	751.46	29,994.99	37,396.24	67,391.23
Operations	820.79	46,020.94	53,104.34	99,125.28
Rates & Revenue	98.13	5,731.05	3,599.23	9,330.28
Risk Management	102.18	4,461.65	3,297.06	7,758.71
Water Quality	271.54	7,336.91	21,348.21	28,685.12
Customer Service	4,437.28	72,458.26	94,323.45	166,781.71
TOTAL:	9,197.31	273,026.83	376,278.86	649,305.69

TOTAL CURRENT MONTH CHARGES

649,305.69

LESS: PAYMENT-PRIOR EST. BILLING

794,984.61-

NET AMOUNT PAYABLE (RECEIVABLE)

145,678.92-

PLUS: EST. CURRENT MONTH BILLING

649,305.69

503,626.77

582150

American Water Works Company
Southeast Service Company Billing
Business Partner Report

1
3/27/09
10:29:48

Data Selection Values

Period: 02 Year: 09
Region: D Southeastern Region
Location: 0003 AW Service Co.

Business Partner: 12 Kentucky-American Water Co.

Description Of Service	Month		Year-To-Date		Variance
	Actual	Budget	Actual	Budget	
D Southeastern Region					
12 Kentucky-American Water Co.					
0003 AW Service Co.					
Total:	174,311.34-	174,311.34-	238,200.84-	238,200.84-	238,200.84-
03001 BS Movements Co 3					
Total:	174,311.34-	174,311.34-	238,200.84-	238,200.84-	238,200.84-
0320 SC-CORP Bus Develop					
OPEX					
032020 CORP-Corporate Bus Development	2,004.32	2,004.32	5,906.67	5,906.67	5,906.67
033020 WE-Business Development	20.39	20.39	53.53	53.53	53.53
033520 CE-Business Development	24.81	24.81	42.41	42.41	42.41
035020 SE-Business Development	15,051.13	15,051.13	29,231.65	29,231.65	29,231.65
036520 NE-Business Development	1.78-	1.78-	1.50	1.50	1.50
Total: OPEX	17,098.87	17,098.87	35,235.76	35,235.76	35,235.76
CAPEX					
032020 CORP-Corporate Bus Development	34.54	34.54	158.19	158.19	158.19
033020 WE-Business Development	3.76	3.76	3.76	3.76	3.76
033520 CE-Business Development	34.41	34.41	60.82	60.82	60.82
035020 SE-Business Development	72.71	72.71	222.75	222.75	222.75
036520 NE-Business Development	17,171.58	17,171.58	35,458.51	35,458.51	35,458.51
Total: CAPEX	17,171.58	17,171.58	35,458.51	35,458.51	35,458.51
Total: 0320 SC-CORP Bus Develop					
0321 SC-CORP Audit					
OPEX					
032060 CORP-Audit	2,280.45	2,280.45	6,096.73	6,096.73	6,096.73
Total: OPEX	2,280.45	2,280.45	6,096.73	6,096.73	6,096.73
CAPEX					
032060 CORP-Audit	104.07-	104.07-	60.31	60.31	60.31
Total: CAPEX	104.07-	104.07-	60.31	60.31	60.31
Total: 0321 SC-CORP Audit					
0322 SC-CORP External Affairs					
OPEX					
032022 CORP-Government Affairs	1,325.78	1,325.78	2,866.74	2,866.74	2,866.74
032025 CORP-External Affairs	2,685.53	2,685.53	4,866.56	4,866.56	4,866.56
032068 CORP-Marketing	3,577.04	3,577.04	7,335.27	7,335.27	7,335.27
032085 CORP-External Communications	2,581.00	2,581.00	5,887.98	5,887.98	5,887.98
032086 CORP-Internal Communications	993.26	993.26	2,219.94	2,219.94	2,219.94
032087 CORP-Corp Social Resp	26.49	26.49	1,445.92	1,445.92	1,445.92
033025 WE-External Affairs	13.27	13.27	22.27	22.27	22.27
033525 CE-External Affairs	24.75	24.75	37.31	37.31	37.31
035025 SE-External Affairs	11,823.63	11,823.63	23,142.60	23,142.60	23,142.60
036525 NE-External Affairs	1.71	1.71	1.75	1.75	1.75

582150

American Water Works Company
Southeast Service Company Billing
Business Partner Report

2
3/27/09
10:29:48

Data Selection Values

Period: 02 Year: 09
Region: D Southeastern Region Business Partner: 12 Kentucky-American Water Co.
Location: 0322 SC-CORP External Affairs

| Month | | Year-To-Date |

Description Of Service	Actual	Budget	Variance	Actual	Budget	Variance
D Southeastern Region						
12 Kentucky-American Water Co.						
0322 SC-CORP External Affairs						
CAPEX						
Total: OPEX	23,052.46	23,052.46	8.68	47,826.34	47,826.34	29.72
CAPEX						
032022 CORP-Government Affairs	8.68	8.68	34.06	29.72	29.72	96.91
032025 CORP-External Affairs	34.06	34.06	14.89	96.91	96.91	46.76
032068 CORP-Marketing	14.89	14.89	11.37	46.76	46.76	37.07
032085 CORP-External Communications	11.37	11.37	4.85	37.07	37.07	14.50
032086 CORP-Internal Communications	4.85	4.85		14.50	14.50	
032087 CORP-Corp Social Resp						
033025 WE-External Affairs	3.75	3.75	21.96	3.75	3.75	38.47
033525 CE-External Affairs	21.96	21.96	3.10	38.47	38.47	4.47
035025 SE-External Affairs	3.10	3.10	102.66	271.65	271.65	
036525 NE-External Affairs	102.66	102.66	23,155.12	48,097.99	48,097.99	
Total: CAPEX						
Total: 0322 SC-CORP External Affairs	23,155.12	23,155.12		48,097.99	48,097.99	
0323 SC-Supply Chain Location						
OPEX						
032009 CORP-Supply Chain-Pass Thru						
032010 CORP-Supply Chain-Sourcing						
033010 WE-Supply Chain						
033510 CE-Supply Chain						
035010 SE-Supply Chain						
036510 NE-Supply Chain						
Total: OPEX						
032009 CORP-Supply Chain-Pass Thru	10.66	10.66	5,443.44	5.27	5.27	11,404.26
032010 CORP-Supply Chain-Sourcing	5,443.44	5,443.44	1.81	11,404.26	11,404.26	3.51
033010 WE-Supply Chain	1.81	1.81	144.37	3.51	3.51	152.45
033510 CE-Supply Chain	144.37	144.37	1,807.67	152.45	152.45	4,662.65
035010 SE-Supply Chain	1,807.67	1,807.67	3.68	4,662.65	4,662.65	46.25
036510 NE-Supply Chain	3.68	3.68	7,411.63	46.25	46.25	16,274.39
Total: CAPEX						
032009 CORP-Supply Chain-Pass Thru	32.67	32.67	7,223.35	31.13	31.13	13,955.39
032010 CORP-Supply Chain-Sourcing	7,223.35	7,223.35	137.69	13,955.39	13,955.39	905.32
033010 WE-Supply Chain	137.69	137.69	536.12	107.31	107.31	15,136.84
033510 CE-Supply Chain	536.12	536.12	67.00	15,136.84	15,136.84	31,411.23
035010 SE-Supply Chain	67.00	67.00	7,996.83	31,411.23	31,411.23	
036510 NE-Supply Chain	7,996.83	7,996.83	15,408.46			
Total: CAPEX						
Total: 0323 SC-Supply Chain Location	15,408.46	15,408.46				
0324 SC-ITS Location						
OPEX						

Data Selection Values

Period: 02 Year: 09
Region: D Southeastern Region
Location: 0324 SC-ITS Location

Business Partner: 12 Kentucky-American Water Co.

Month	Year-To-Date

Description Of Service	Actual	Budget	Variance	Actual	Budget	Variance
D Southeastern Region						
12 Kentucky-American Water Co.						
0324 SC-ITS Location						
OPEX						
032030 CORP-ITS Client Rel Admin	641.50		641.50	1,250.87		1,250.87
032031 CORP-Service Desk	1,376.20		1,376.20	3,034.76		3,034.76
032032 CORP-ITS-BAD-Core Shared	1,672.15		1,672.15	3,065.68		3,065.68
032033 Chg Ctrl & Desktop Automation	1,022.87		1,022.87	2,184.05		2,184.05
032034 CORP-ITS Appl Adm & Security	5,422.93		5,422.93	7,735.20		7,735.20
032035 CORP-ITS Sec Arch & Strategy	1,107.87		1,107.87	1,410.87		1,410.87
032071 CORP-ITS Admin	25,480.49		25,480.49	20,960.12		-20,960.12
032072 CORP-ITS PMO	4,030.65		4,030.65	7,635.73		7,635.73
032073 CORP-ITS Infra/Oper Admin	988.37		988.37	4,084.44		4,084.44
032074 CORP-ITS Production	2,531.15		2,531.15	32,904.87		32,904.87
032075 CORP-Enterprise Server	20,582.02		20,582.02	39,695.24		39,695.24
032076 CORP-Communications	17,507.83		17,507.83	22,743.91		22,743.91
032077 CORP-ITS Security Operations	3,542.89		3,542.89	6,364.49		6,364.49
032078 CORP-ITS Adm Business Appl Dev	3,423.99		3,423.99	5,502.86		5,502.86
032079 CORP-ITS-BAD-Middle Office App	11,526.46		11,526.46	21,853.70		21,853.70
032080 CORP-ITS-BAD-Back Office Apps	5,481.85		5,481.85	14,199.03		14,199.03
Total: OPEX						

582150

American Water Works Company
Southeast Service Company Billing
Business Partner Report

4
3/27/09
10:29:48

Data Selection Values

Period: 02 Year: 09

Region: D Southeastern Region

Location: 0324 SC-ITS Location

Business Partner: 12

Kentucky-American Water Co.

Month | | Year-To-Date

Description Of Service	Actual	Budget	Variance	Actual	Budget	Variance
D Southeastern Region						
12 Kentucky-American Water Co.						
0324 SC-ITS Location						
032081 CORP-ITS-BAD-Quality&Methodlgy	2,920.24	2,920.24	2,920.24	5,367.41	5,367.41	5,367.41
032082 CORP-ITS-BAD-Customer Facing	2,653.07	2,653.07	2,653.07	5,217.71	5,217.71	5,217.71
032083 CORP-ITS-BAD-Field Svc Apps	1,186.41	1,186.41	1,186.41	1,620.89	1,620.89	1,620.89
032093 CORP-ITS-Architecture	3,191.09	3,191.09	3,191.09	6,615.25	6,615.25	6,615.25
033531 CE-Western CS & S	789.35	789.35	789.35	1,648.43	1,648.43	1,648.43
035031 SE-ITS Client Relations	775.09	775.09	775.09	1,107.92	1,107.92	1,107.92
036531 NE-Eastern CS & S	5,240.20	5,240.20	5,240.20	13,078.47	13,078.47	13,078.47
Total:	66,771.39	66,771.39	66,771.39	187,361.66	187,361.66	187,361.66
CAPEX						
032030 CORP-ITS Client Rel Admin	2.23	2.23	2.23	3.71	3.71	3.71
032031 CORP-Service Desk	5.23	5.23	5.23	8.91	8.91	8.91
032032 CORP-ITS-BAD-Core Shared	3.92	3.92	3.92	6.81	6.81	6.81
032033 Chg Ctrl & Desktop Automation	4.12	4.12	4.12	7.15	7.15	7.15
032034 CORP-ITS Appl Adm & Security	6.89	6.89	6.89	11.96	11.96	11.96
032035 CORP-ITS Sec Arch & Strategy	3.41	3.41	3.41	4.86	4.86	4.86
032071 CORP-ITS Admin	18.59	18.59	18.59	35.99	35.99	35.99
032072 CORP-ITS PMO	296.69	296.69	296.69	519.46	519.46	519.46
032073 CORP-ITS Infra/Oper Admin	3.48	3.48	3.48	5.60	5.60	5.60
032074 CORP-ITS Production	42.94	42.94	42.94	211.40	211.40	211.40
032075 CORP-Enterprise Server	68.78	68.78	68.78	164.37	164.37	164.37
032076 CORP-Communications	35.57	35.57	35.57	57.32	57.32	57.32
032077 CORP-ITS Security Operations	10.75	10.75	10.75	14.68	14.68	14.68
032078 CORP-ITS Adm Business Appl Dev	10.18	10.18	10.18	16.85	16.85	16.85
032079 CORP-ITS-BAD-Middle Office App	50.47	50.47	50.47	70.34	70.34	70.34
032080 CORP-ITS-BAD-Back Office Apps	15.48	15.48	15.48	51.06	51.06	51.06
032081 CORP-ITS-BAD-Quality&Methodlgy	4.91	4.91	4.91	8.00	8.00	8.00
032082 CORP-ITS-BAD-Customer Facing	5.81	5.81	5.81	10.69	10.69	10.69
032083 CORP-ITS-BAD-Field Svc Apps	2.28	2.28	2.28	2.72	2.72	2.72
032093 CORP-ITS-Architecture	48.38	48.38	48.38	102.80	102.80	102.80
033031 WE-ITS Client Relations	11.17	11.17	11.17	11.17	11.17	11.17
033531 CE-Western CS & S	9.04	9.04	9.04	12.96	12.96	12.96
035031 SE-ITS Client Relations	82.58	82.58	82.58	373.21	373.21	373.21
036531 NE-Eastern CS & S	619.84	619.84	619.84	1,712.02	1,712.02	1,712.02
Total: CAPEX	67,391.23	67,391.23	67,391.23	189,073.68	189,073.68	189,073.68
Total: 0324 SC-ITS Location						
0325 SC-SSC Location						
OPEX						
032084 SSC-Accounts Payable						
032505 SSC-Administration						
032560 SSC-Financial Reporting						
032570 SSC-General Accounting						
032571 SSC-Tax						

582150

American Water Works Company
Southeast Service Company Billing
Business Partner Report

5
3/27/09
10:29:48

Data Selection Values

Period: 02 Year: 09
Region: D Southeastern Region
Location: 0325 SC-SSC Location

Business Partner: 12 Kentucky-American Water Co.

| Month | | Year-To-Date |

Description Of Service	Actual	Budget	Variance	Actual	Budget	Variance
D Southeastern Region						
12 Kentucky-American Water Co.						
0325 SC-SSC Location						
OPEX						
032572 SSC-Business Support Services	1,693.70		1,693.70	7,450.38		7,450.38
032573 SSC-Planning & Reporting	7,352.44		7,352.44	16,509.99		16,509.99
032574 SSC-Rates & Regulation	8,353.46		8,353.46	16,943.56		16,943.56
032575 SSC-Cash Management	3,239.95		3,239.95	6,145.97		6,145.97
032576 SSC-Facility Services	2,983.74		2,983.74	5,905.83		5,905.83
032577 SSC-Utility Plant Accounting	2,557.75		2,557.75	5,337.55		5,337.55
032578 SSC-Project Management	4,648.39		4,648.39	9,735.27		9,735.27
032579 SSC-Employee Services	4,319.19		4,319.19	8,908.74		8,908.74
032580 SSC-AWE	775.09		775.09	1,580.67		1,580.67
Total: OPEX	5,976.80		5,976.80	12,252.39		12,252.39
	475.69		475.69	906.64		906.64
	42,376.20		42,376.20	91,676.99		91,676.99
CAPEX						
032084 SSC-Accounts Payable	210.26		210.26	623.91		623.91
032505 SSC-Administration	227.92		227.92	1,854.09		1,854.09
032560 SSC-Financial Reporting						
032570 SSC-General Accounting	266.75		266.75	783.96		783.96
032571 SSC-Tax	73.89		73.89	215.70		215.70
032572 SSC-Business Support Services	136.18		136.18	410.23		410.23
032573 SSC-Planning & Reporting						
032574 SSC-Rates & Regulation	5,327.39		5,327.39	17,221.98		17,221.98
032575 SSC-Cash Management	189.35		189.35	581.85		581.85
032576 SSC-Facility Services						
032577 SSC-Utility Plant Accounting	178.08		178.08	537.04		537.04
032578 SSC-Project Management	39.62		39.62	120.94		120.94
032579 SSC-Employee Services	287.23		287.23	847.59		847.59
032580 SSC-AWE	63.99		63.99	187.09		187.09
Total: CAPEX	7,000.66		7,000.66	23,384.38		23,384.38
Total: 0325 SC-SSC Location	49,376.86		49,376.86	115,061.37		115,061.37
0326 SC-CORP Operations						
OPEX						

582150

American Water Works Company
Southeast Service Company Billing
Business Partner Report

6
3/27/09
10:29:48

Data Selection Values

Period: 02 Year: 09
Region: D Southeastern Region
Location: 0326 SC-CORP Operations

Business Partner: 12 Kentucky-American Water Co.

Month | | Year-To-Date

Description Of Service	Actual	Budget	Variance	Actual	Budget	Variance
D Southeastern Region						
12 Kentucky-American Water Co.						
0326 SC-CORP Operations						
OPEX						
032011 CORP-Chief Operating Officer	5,064.29		5,064.29	8,808.21		8,808.21
032016 CORP-Maintenance Services	800.52		800.52	1,484.47		1,484.47
032019 CORP-Operational Risk	1,578.54		1,578.54	5,170.72		5,170.72
032064 CORP-Operational Performance	1,432.94		1,432.94	3,855.55		3,855.55
032065 CORP-Asset Management	453.60		453.60	1,560.07		1,560.07
032066 CORP-Research & Env Excellence	3,830.43		3,830.43	11,448.66		11,448.66
033016 WE-Maintenance	471.92		471.92	943.86		943.86
033019 WE-Operational Risk	6.69		6.69	10.93		10.93
033516 CE-Maintenance	49.24		49.24	156.49		156.49
033519 CE-Operational Risk	29.73		29.73	39.73		39.73
035016 SE-Maintenance	13,628.10		13,628.10	24,843.10		24,843.10
035019 SE-Operational Risk	5,390.85		5,390.85	8,838.07		8,838.07
036516 NE-Maintenance	2.93		2.93	231.41		231.41
036519 NE-Operational Risk	.44		.44	22.39		22.39
036550 CORP-COE-Engineering	490.48		490.48	889.27		889.27
036551 CORP-COE-Technical Services	578.00		578.00	1,045.68		1,045.68
Total: OPEX	33,802.84		33,802.84	69,348.61		69,348.61
CAPEX						
032011 CORP-Chief Operating Officer	585.88		585.88	1,242.06		1,242.06
032016 CORP-Maintenance Services	9.32		9.32	17.37		17.37
032019 CORP-Operational Risk	726.28		726.28	1,143.27		1,143.27
032064 CORP-Operational Performance	1,452.11		1,452.11	1,732.17		1,732.17
032065 CORP-Asset Management	5,328.80		5,328.80	8,613.34		8,613.34
032066 CORP-Research & Env Excellence	5,421.99		5,421.99	6,177.80		6,177.80
033016 WE-Maintenance						
033019 WE-Operational Risk						
033516 CE-Maintenance	6.83		6.83	6.83		6.83
033519 CE-Operational Risk	4.45		4.45	4.45		4.45
035016 SE-Maintenance	64.75		64.75	113.38		113.38
035019 SE-Operational Risk	13.97		13.97	25.37		25.37
036516 NE-Maintenance	1.00		1.00	1.49		1.49
036519 NE-Operational Risk	7.76		7.76	11.35		11.35
036550 CORP-COE-Engineering	17,604.37		17,604.37	29,654.73		29,654.73
036551 CORP-COE-Technical Services	6,892.66		6,892.66	12,565.96		12,565.96
Total: CAPEX	38,120.17		38,120.17	61,309.57		61,309.57
Total: 0326 SC-CORP Operations	71,923.01		71,923.01	130,658.18		130,658.18
0327 SC-CORP Finance						
OPEX						
032007 CORP-Finance	5,591.41		5,591.41	10,832.82		10,832.82
032017 CORP-Planning & Reporting	10,006.66		10,006.66	19,885.97		19,885.97
032027 CORP-Reporting & Compliance	6,365.01		6,365.01	31,124.04		31,124.04
032047 CORP-Income Tax	6,243.68		6,243.68	13,994.57		13,994.57

582150

American Water Works Company
Southeast Service Company Billing
Business Partner Report

7

3/27/09
10:29:48

Data Selection Values

Period: 02 Year: 09
Region: D Southeastern Region
Location: 0327 SC-CORP Finance

Business Partner: 12 Kentucky-American Water Co.

| Month | | Year-To-Date |

Description Of Service	Actual	Budget	Variance	Actual	Budget	Variance
D Southeastern Region						
12 Kentucky-American Water Co.						
0327 SC-CORP Finance						
OPEX						
032057 CORP-Treasury	4,730.91		4,730.91	8,824.53		8,824.53
033007 WE-Finance	259.04		259.04	551.25		551.25
033507 CE-Finance	126.19		126.19	566.39		566.39
035007 SE-Finance	44,279.03		44,279.03	98,210.83		98,210.83
036507 NE-Finance	1,048.78		1,048.78	1,105.21		1,105.21
Total: OPEX	78,650.71		78,650.71	185,095.61		185,095.61
CAPEX						
032007 CORP-Finance	56.08		56.08	200.90		200.90
032017 CORP-Planning & Reporting	26.28		26.28	264.74		264.74
032027 CORP-Reporting & Compliance	14.67		14.67	59.84		59.84
032047 CORP-Income Tax	160.96		160.96	593.30		593.30
032057 CORP-Treasury	51.12		51.12	185.14		185.14
033007 WE-Finance						
033507 CE-Finance	19.12		19.12	19.12		19.12
035007 SE-Finance	422.67		422.67	798.05		798.05
036507 NE-Finance	20.92		20.92	30.14		30.14
Total: CAPEX	771.82		771.82	2,151.23		2,151.23
Total: 0327 SC-CORP Finance	79,422.53		79,422.53	187,246.84		187,246.84
0328 SC-CORP Human Resources						
OPEX						
032002 CORP-HR Comp/Benefits	3,436.01		3,436.01	6,516.93		6,516.93
032003 CORP-HR Talent Development	803.25		803.25	3,151.54		3,151.54
032004 CORP-HR Labor Relations	1,377.51		1,377.51	2,412.56		2,412.56
032006 CORP-Business Center HR	2,038.02		2,038.02	6,025.62		6,025.62
032012 CORP-HR Strategic Staffing						
032013 CORP-HR Systems & Processes	1,438.37		1,438.37	2,670.21		2,670.21
032014 CORP-Benefits Service Center						
032018 CORP-Human Resources	3,194.70		3,194.70	6,853.84		6,853.84
033018 WE-Human Resources	9.17		9.17	16.41		16.41
033518 CE-Human Resources	35.42		35.42	144.99		144.99
034018 CCA-Human Resources	3,456.24		3,456.24	6,123.75		6,123.75
035018 SE-Human Resources	3,577.89		3,577.89	8,613.66		8,613.66
036518 NE-Human Resources	.28		.28	19.01		19.01
037018 CCP-Human Resources ODI						
Total: OPEX	19,366.86		19,366.86	42,548.52		42,548.52
032014 CORP-Benefits Service Center	3,686.45		3,686.45	7,355.26		7,355.26
Total:	3,686.45		3,686.45	7,355.26		7,355.26
CAPEX						
032002 CORP-HR Comp/Benefits	26.60		26.60	93.94		93.94
032003 CORP-HR Talent Development	4.79		4.79	21.23		21.23
032004 CORP-HR Labor Relations	9.90		9.90	21.78		21.78

582150

American Water Works Company
Southeast Service Company Billing
Business Partner Report

8
3/27/09
10:29:48

Data Selection Values

Period: 02 Year: 09
Region: D Southeastern Region
Location: 0328 SC-CORP Human Resources

Business Partner: 12 Kentucky-American Water Co.

| Month | | Year-To-Date |

Description Of Service	Actual	Budget	Variance	Actual	Budget	Variance
D Southeastern Region						
12 Kentucky-American Water Co.						
0328 SC-CORP Human Resources						
CAPEX						
032006 CORP-Business Center HR	21.09		21.09	88.24		88.24
032012 CORP-HR Strategic Staffing						
032013 CORP-HR Systems & Processes	15.43		15.43	51.82		51.82
032014 CORP-Benefits Service Center	169.04		169.04	508.42		508.42
032018 CORP-Human Resources	7.00		7.00	50.04		50.04
033018 WE-Human Resources						
033518 CE-Human Resources	9.89		9.89	9.89		9.89
034018 CCA-Human Resources	329.64		329.64	69.29		69.29
035018 SE-Human Resources	80.59		80.59	83.56		83.56
036518 NE-Human Resources	4.80		4.80	6.84		6.84
037018 CCP-Human Resources ODI						
Total: CAPEX	141.69		141.69	1,005.05		1,005.05
Total: 0328 SC-CORP Human Resources	22,911.62		22,911.62	50,908.83		50,908.83
0329 SC-CORP Legal						
OPEX						
032008 CORP-Legal Admin						
032015 CORP-Legal	7,936.82		7,936.82	14,746.53		14,746.53
033015 WE-Legal	11.82		11.82	35.25		35.25
033515 CE-Legal	77.42		77.42	181.55		181.55
035015 SE-Legal	18,696.55		18,696.55	37,354.89		37,354.89
036515 NE-Legal	.68		.68	31.19		31.19
Total: OPEX	26,723.29		26,723.29	52,349.41		52,349.41
CAPEX						
032008 CORP-Legal Admin						
032015 CORP-Legal	84.48		84.48	298.80		298.80
033015 WE-Legal						
033515 CE-Legal	11.73		11.73	11.73		11.73
035015 SE-Legal	60.91		60.91	105.97		105.97
036515 NE-Legal	11.94		11.94	16.93		16.93
Total: CAPEX	169.06		169.06	433.43		433.43
Total: 0329 SC-CORP Legal	26,892.35		26,892.35	52,782.84		52,782.84
0337 SC-Corp IR						
OPEX						
032037 CORP-Investor Relations	1,564.44		1,564.44	2,851.83		2,851.83
Total: OPEX	1,564.44		1,564.44	2,851.83		2,851.83
CAPEX						
032037 CORP-Investor Relations	15.56		15.56	60.30		60.30
Total: CAPEX	15.56		15.56	60.30		60.30
Total: 0337 SC-Corp IR	1,580.00		1,580.00	2,912.13		2,912.13
0340 SC-CSC Alton OH Location						
OPEX						
034005 CCA-Administration						

582150

American Water Works Company
Southeast Service Company Billing
Business Partner Report

9
3/27/09
10:29:48

Data Selection Values

Period: 02 Year: 09
Region: D Southeastern Region
Location: 0340 SC-CSC Alton OH Location

Business Partner: 12 Kentucky-American Water Co.

Month | | Year-To-Date

Description Of Service Actual Budget Variance Actual Budget Variance

D	Southeastern Region					
12	Kentucky-American Water Co.					
0340	SC-CSC Alton OH Location					
OPEX						
034070	CCA-Call Handling					
034071	CCA-Billing					
034072	CCA-Collections					
034073	CCA-Operations & Performance					
034074	CCA-Business Services					
034075	CCA-Education & Development					
Total: OPEX						

034005	CCA-Administration	3,866.57	8.47-	12,416.01	30.00	12,416.01
034070	CCA-Call Handling	31,505.77	74.80-	63,737.62	11.17-	63,737.62
034071	CCA-Billing	22,489.46	63.88-	44,589.00	8.19-	44,589.00
034072	CCA-Collections	8,753.27	19.37-	24,613.42	2.57-	24,613.42
034073	CCA-Operations & Performance	20,711.33	68.61-	42,425.07	5.20	42,425.07
034074	CCA-Business Services	4,014.75	10.74-	8,073.87	1.58-	8,073.87
034075	CCA-Education & Development	4,169.79	11.04-	8,307.47	1.79-	8,307.47
Total: CAPEX		95,510.94	256.91-	204,162.46	9.90	204,162.46

034005	CCA-Administration	8.47-	8.47-	30.00	30.00	30.00
034070	CCA-Call Handling	74.80-	74.80-	11.17-	11.17-	11.17-
034071	CCA-Billing	63.88-	63.88-	8.19-	8.19-	8.19-
034072	CCA-Collections	19.37-	19.37-	2.57-	2.57-	2.57-
034073	CCA-Operations & Performance	68.61-	68.61-	5.20	5.20	5.20
034074	CCA-Business Services	10.74-	10.74-	1.58-	1.58-	1.58-
034075	CCA-Education & Development	11.04-	11.04-	1.79-	1.79-	1.79-
Total: CAPEX		256.91-	256.91-	9.90	9.90	9.90
Total: 0340	SC-CSC Alton OH Location	95,254.03	95,254.03	204,172.36	204,172.36	204,172.36

034517	BVLAB-Water Quality					
Total: OPEX						

034517	BVLAB-Water Quality	19,735.96	19,735.96	36,314.24	36,314.24	36,314.24
Total: CAPEX		19,735.96	19,735.96	36,314.24	36,314.24	36,314.24

034517	BVLAB-Water Quality					
Total: CAPEX						

0362	SC-CORP Property	19,735.96	19,735.96	36,314.24	36,314.24	36,314.24
Total: OPEX		19,735.96	19,735.96	36,314.24	36,314.24	36,314.24

032042	CORP-1000 Voorhees Building	2,082.15-	2,082.15-	2,898.21	2,898.21	2,898.21
032046	CORP-3906 Church Road	1,713.72	1,713.72	3,022.98	3,022.98	3,022.98
032062	CORP-Building Services	20,676.25	20,676.25	42,107.80	42,107.80	42,107.80

582150 American Water Works Company 10
 Southeast Service Company Billing 3/27/09
 Business Partner Report 10:29:48

Data Selection Values
 Period: 02 Year: 09
 Region: D Southeastern Region
 Location: 0362 SC-CORP Property

Business Partner: 12 Kentucky-American Water Co.

Description Of Service	Month		Year-To-Date		Variance
	Actual	Budget	Actual	Budget	
D Southeastern Region					
12 Kentucky-American Water Co.					
0362 SC-CORP Property					
OPEX					
032063 CORP-Building Services Woodcre	4,923.75		14,722.68		14,722.68
032090 CORP-Prop Mgmt Development	.07		2.77		2.77
036576 NE-Building Services Woodcrest	25,231.64		62,754.44		62,754.44
Total: OPEX					
CAPEX					
032042 CORP-1000 Voorhees Building	21.04-		16.75		16.75
032046 CORP-3906 Church Road	5,948.72		10,296.11		10,296.11
032062 CORP-Building Services	562.98		2,929.08		2,929.08
032063 CORP-Building Services Woodcre	686.33		3,445.87		3,445.87
032090 CORP-Prop Mgmt Development					
036576 NE-Building Services Woodcrest	1.21		1.66		1.66
Total: CAPEX	7,178.20		16,689.47		16,689.47
Total: 0362 SC-CORP Property	32,409.84		79,443.91		79,443.91
0363 SC-CORP Eastern Division Ops					
OPEX					
032023 CORP-Eastern Division Ops	19,567.25		38,597.75		38,597.75
035001 SE-Production	66.01-				
035002 SE-Network	2,210.63		3,447.77		3,447.77
035003 SE-Customer Relations	22,556.42		45,876.37		45,876.37
035005 SE-Administration	14,352.53		37,063.27		37,063.27
035011 SE-Environmental Mgmt	314.00-				
035014 SE-Engineering	827.84		1,612.02		1,612.02
036501 NE-Production	30.16		39.64		39.64
036502 NE-Network					
036503 NE-Customer Field Services					
036505 NE-Administration	27.51-				
036511 NE-Environmental Mgmt					
036514 NE-Engineering					
036591 NE-SAP Conversion					
Total: OPEX	59,137.31		126,636.82		126,636.82
CAPEX					
032023 CORP-Eastern Division Ops	13.53		51.78		51.78
035001 SE-Production	.85-				
035002 SE-Network	21.58		38.38		38.38
035003 SE-Customer Relations	155.82		307.70		307.70
035005 SE-Administration	186.48		432.79		432.79
035011 SE-Environmental Mgmt	.49-				
035014 SE-Engineering	33.22		159.33		159.33
036501 NE-Production	50.88		52.43		52.43
036502 NE-Network					
036503 NE-Customer Field Services					
036505 NE-Administration	4.49-				

582150

American Water Works Company
Southeast Service Company Billing
Business Partner Report

11
3/27/09
10:29:48

Data Selection Values

Period: 02 Year: 09

Region: D Southeastern Region

Location: 0363 SC-CORP Eastern Division Ops

Business Partner: 12

Kentucky-American Water Co.

| Month | | Year-To-Date |

Description Of Service	Actual	Budget	Variance	Actual	Budget	Variance
D Southeastern Region						
12 Kentucky-American Water Co.						
0363 SC-CORP Eastern Division Ops						
CAPEX						
036511 NE-Environmental Mgmt			455.68	1,042.41		1,042.41
036514 NE-Engineering			59,592.99	127,679.23		127,679.23
Total: CAPEX	455.68			1,042.41		1,042.41
Total: 0363 SC-CORP Eastern Division Ops	59,592.99			127,679.23		127,679.23
0364 SC-CORP Busn Transformation						
OPEX						
032040 CORP-Business Transformation	1,249.37-		1,249.37-	111.47		111.47
Total: OPEX	1,249.37-		1,249.37-	111.47		111.47
CAPEX						
032040 CORP-Business Transformation	15,693.99		15,693.99	20,547.70		20,547.70
Total: CAPEX	15,693.99		15,693.99	20,547.70		20,547.70
Total: 0364 SC-CORP Busn Transformation	14,444.62		14,444.62	20,659.17		20,659.17
0366 SC-Corp Western Division Ops						
OPEX						
032024 Corp-Western Division Ops	134.94-		134.94-	374.80		374.80
033001 WE-Production	.12-		.12-			
033002 WE-Network	3.27-		3.27-	74.62		74.62
033003 WE-Customer Relations	70.41		70.41			
033004 WE-Technical Services	.01		.01			
033005 WE-Administration	15.93		15.93	117.41		117.41
033006 WE-Service Delivery	27.31-		27.31-	7.46		7.46
033011 WE-Environmental Mgmt	.97		.97	1.81		1.81
033014 WE-Engineering	13.19		13.19	22.05		22.05
033028 WE-Asset Planning	1.89-		1.89-			
033501 CE-Production	4.83		4.83	9.38		9.38
033502 CE-Network	22.64		22.64	39.46		39.46
033503 CE-Customer Relations	132.58		132.58	231.65		231.65
033505 CE-Administration	332.92		332.92	699.08		699.08
033511 CE-Environmental Mgmt	9.74		9.74	18.94		18.94
033514 CE-Engineering	45.88		45.88	93.20		93.20
Total: OPEX	481.57		481.57	1,689.86		1,689.86
CAPEX						
032024 Corp-Western Division Ops	3.69-		3.69-	52.60		52.60
033001 WE-Production						
033002 WE-Network						
033003 WE-Customer Relations						
033004 WE-Technical Services						
033005 WE-Administration						
033011 WE-Environmental Mgmt						
033014 WE-Engineering						
033028 WE-Asset Planning						
033501 CE-Production						
Total: OPEX	.73		.73	.73		.73

582150 American Water Works Company 13
 Southeast Service Company Billing 3/27/09
 Business Partner Report 10:29:48

Data Selection Values
 Period: 02 Year: 09
 Region: D Southeastern Region Business Partner: 12 Kentucky-American Water Co.
 Location: 0370 SC-CSC Pensacola OH Location

Description Of Service	Month		Year-To-Date		Variance
	Actual	Budget	Actual	Budget	
D Southeastern Region					
12 Kentucky-American Water Co.					
0370 SC-CSC Pensacola OH Location					
CAPEX					
037005 CCP-Administration					
037070 CCP-Call Handling					
037071 CCP-Billing					
037072 CCP-Collections					
037073 CCP-Operations and Support					
037074 CCP-Business Services					
037075 CCP-Education & Development					
Total: CAPEX					
Total: 0370 SC-CSC Pensacola OH Location	48,597.83		99,431.18		99,431.18
0375 SC-STEP Project Location					
OPEX					
032091 CORP-STEP Project					
Total: OPEX					
CAPEX					
032091 CORP-STEP Project					
Total: CAPEX					
Total: 0375 SC-STEP Project Location					
0388 SC-CORP Business Change					
OPEX					
032088 CORP-Business Change	376.73		591.67		591.67
Total: OPEX	376.73		591.67		591.67
CAPEX					
032088 CORP-Business Change					
Total: CAPEX					
Total: 0388 SC-CORP Business Change	376.73		591.67		591.67
0398 SC-CORP Other					
032000 CORP-Balance Sheet	174,311.34		238,200.84		238,200.84
Total:	174,311.34		238,200.84		238,200.84
032000 CORP-Balance Sheet					
Total:					
OPEX					
032001 CORP-Bldg Services Mariton					
032005 CORP-CEO					
032061 CORP-Property Management					
032070 CORP-Shared Bus Services Admin					
032089 CORP-AWE Pass-Thru					
032092 CORP-Strategy & Planning					
032094 CORP-COE O&M					
032095 CORP-Project STAR					
032096 CORP-Chief Growth Officer					
Total: OPEX	415.68		896.26		896.26

582150 American Water Works Company 14
 Southeast Service Company Billing 3/27/09
 Business Partner Report 10:29:48

Data Selection Values
 Period: 02 Year: 09
 Region: D Southeastern Region
 Location: 0398 SC-CORP Other

Business Partner: 12 Kentucky-American Water Co.

Description Of Service	Month		Year-To-Date		Variance
	Actual	Budget	Actual	Budget	
D Southeastern Region					
12 Kentucky-American Water Co.					
0398 SC-CORP Other					
OPEX					
032097 CORP-Product & Serv Innovation	5,983.79-		12,903.66		12,903.66
032098 CORP-Non-Departmental Costs	5,568.11-		13,799.92		13,799.92
Total: OPEX					
CAPEX					
032001 CORP-Bldg Services Marlton					
032005 CORP-CEO					
032061 CORP-Property Management					
032070 CORP-Shared Bus Services Admin					
032089 CORP-AWE Pass-Thru					
032092 CORP-Strategy & Planning	11.31		34.23		34.23
032094 CORP-COE O&M					
032095 CORP-Project STAR					
032096 CORP-Chief Growth Officer					
032097 CORP-Product & Serv Innovation					
032098 CORP-Non-Departmental Costs					
Total: CAPEX	88.55		591.85		591.85
Total: 0398	99.86		626.08		626.08
Total: 12	168,843.09		252,626.84		252,626.84
Total: D	649,305.69		1,444,290.30		1,444,290.30
Total:	649,305.69		1,444,290.30		1,444,290.30
Grand Total:	649,305.69		1,444,290.30		1,444,290.30

Data Selection Values Region: D Southeastern Region Business Partner: 12 Intercompany Settlement Co 12
Year: 09 Period: 03

Description Of Service	Hours	Payroll	Expenses	Total
Accounting	846.18	26,715.02	18,395.70	45,110.72
Administration	94.76	5,527.91	14,411.39	8,883.48
Audit	40.67	1,997.07	2,043.66	4,040.73
Communications	237.35	11,303.77	14,611.59	25,915.36
Legal	321.19	14,346.70	14,741.80	29,088.50
Engineering	.22	95.71	1,105.37	1,201.08
Finance	1,118.09	54,105.57	71,791.23	125,896.80
Human Resources	200.74	8,727.10	18,355.28	27,082.38
Information Systems	739.20	32,813.75	45,817.72	78,631.47
Operations	751.99	47,843.06	41,766.05	89,609.11
Rates & Revenue	34.88	2,033.67	4,915.65	6,949.32
Risk Management	120.43	4,914.89	1,189.87	3,725.02
Water Quality	283.58	8,452.80	10,154.09	18,606.89
Customer Service	3,980.68	73,442.73	64,552.69	137,995.42
TOTAL:	8,529.10	282,489.97	295,029.31	577,519.28

TOTAL CURRENT MONTH CHARGES 577,519.28
 LESS: PAYMENT-PRIOR EST. BILLING 649,305.69
 NET AMOUNT PAYABLE (RECEIVABLE) 71,786.41
 PLUS: EST. CURRENT MONTH BILLING 577,519.28

 505,732.87

582150 American Water Works Company 1
 Southeast Service Company Billing 6/09/09
 Business Partner Report 14:59:51
 Data Selection Values
 Period: 03 Year: 09
 Region: D Southeastern Region
 Location: 0003 AW Service Co.
 Business Partner: 12 Kentucky-American Water Co.

Description Of Service	Year-To-Date			
	Actual	Budget	Variance	Variance
D Southeastern Region				
12 Kentucky-American Water Co.				
0003 AW Service Co.				
03001 BS Movements Co 3	73,892.51	62,402.94	73,892.51	62,402.94
Total:	73,892.51	62,402.94	73,892.51	62,402.94
03001 BS Movements Co 3				
Total:				
Total: 0003 AW Service Co.				
0320 SC-CORP Bus Develop				
OPEX				
032020 CORP-Corporate Bus Development	4,406.01	18,456.88	4,406.01	18,456.88
033020 WE-Business Development	.74	54.97	.74	54.97
033520 CE-Business Development	7.41	90.92	7.41	90.92
035020 SE-Business Development	12,055.24	64,960.59	12,055.24	64,960.59
036520 NE-Business Development	4.48	10.32	4.48	10.32
Total: OPEX	16,473.88	83,573.68	16,473.88	83,573.68
CAPEX				
032020 CORP-Corporate Bus Development	32.09	221.37	32.09	221.37
033020 WE-Business Development	.04	4.83	.04	4.83
033520 CE-Business Development	51.08	168.14	51.08	168.14
035020 SE-Business Development	.01	.01	.01	.01
036520 NE-Business Development	83.22	394.33	83.22	394.33
Total: CAPEX	16,557.10	83,968.01	16,557.10	83,968.01
Total: 0320 SC-CORP Bus Develop	4,025.20	18,923.99	4,025.20	18,923.99
0321 SC-CORP Audit				
OPEX				
032060 CORP-Audit	15.53	86.67	15.53	86.67
Total: OPEX	4,025.20	18,923.99	4,025.20	18,923.99
CAPEX				
032060 CORP-Audit	15.53	86.67	15.53	86.67
Total: CAPEX	4,040.73	19,010.66	4,040.73	19,010.66
Total: 0321 SC-CORP Audit				
0322 SC-CORP External Affairs				
OPEX				
032022 CORP-Government Affairs	1,569.26	7,161.82	1,569.26	7,161.82
032025 CORP-External Affairs	2,611.26	12,594.15	2,611.26	12,594.15
032068 CORP-Marketing	3,855.25	19,528.46	3,855.25	19,528.46
032085 CORP-External Communications	3,042.93	14,368.11	3,042.93	14,368.11
032086 CORP-Internal Communications	1,374.05	5,028.27	1,374.05	5,028.27
032087 CORP-Corp Social Resp	468.93	3,098.58	468.93	3,098.58
033025 WE-External Affairs	7.43	35.90	7.43	35.90
033525 CE-External Affairs	42.64	230.49	42.64	230.49
035025 SE-External Affairs	12,813.03	60,908.16	12,813.03	60,908.16
036525 NE-External Affairs	19.25	27.12	19.25	27.12

582150

American Water Works Company
Southeast Service Company Billing
Business Partner Report

2
6/09/09
14:59:51

Data Selection Values

Period: 03 Year: 09
Region: D Southeastern Region
Location: 0322 SC-CORP External Affairs

Business Partner: 12 Kentucky-American Water Co.

Month | | Year-To-Date

Description Of Service	Actual	Budget	Variance	Actual	Budget	Variance
D Southeastern Region						
12 Kentucky-American Water Co.						
0322 SC-CORP External Affairs						
CAPEX						
Total: OPEX	25,804.03		25,804.03	122,981.06		122,981.06
CAPEX						
032022 CORP-Government Affairs	7.46		7.46	43.85		43.85
032025 CORP-External Affairs	21.49		21.49	145.03		145.03
032068 CORP-Marketing	13.08		13.08	70.35		70.35
032085 CORP-External Communications	8.93		8.93	49.40		49.40
032086 CORP-Internal Communications	3.67		3.67	21.15		21.15
032087 CORP-Corp Social Resp	5.80		5.80	10.52		10.52
033025 WE-External Affairs	2.77		2.77	14.07		14.07
033525 CE-External Affairs	46.81		46.81	126.38		126.38
035025 SE-External Affairs	1.32		1.32	5.79		5.79
036525 NE-External Affairs	111.33		111.33	486.54		486.54
Total: CAPEX	111.33		111.33	486.54		486.54
Total: 0322 SC-CORP External Affairs	25,915.36		25,915.36	123,467.60		123,467.60
Total: 0323 SC-Supply Chain Location						
OPEX						
032009 CORP-Supply Chain-Pass Thru						
032010 CORP-Supply Chain-Sourcing						
033010 WE-Supply Chain						
033510 CE-Supply Chain						
035010 SE-Supply Chain						
036510 NE-Supply Chain						
Total: OPEX						
032009 CORP-Supply Chain-Pass Thru	8.79		8.79	3.52		3.52
032010 CORP-Supply Chain-Sourcing	6,550.91		6,550.91	29,452.78		29,452.78
033010 WE-Supply Chain	1.32		1.32	1.39		1.39
033510 CE-Supply Chain	90.36		90.36	449.57		449.57
035010 SE-Supply Chain	1,562.45		1,562.45	9,087.89		9,087.89
036510 NE-Supply Chain	96.29		96.29	50.22		50.22
Total: OPEX	8,099.96		8,099.96	38,937.89		38,937.89
CAPEX						
032009 CORP-Supply Chain-Pass Thru						
032010 CORP-Supply Chain-Sourcing						
033010 WE-Supply Chain						
033510 CE-Supply Chain						
035010 SE-Supply Chain						
036510 NE-Supply Chain						
Total: CAPEX						
Total: 0323 SC-Supply Chain Location	18.11		18.11	13.02		13.02
Total: 0324 SC-ITS Location	5,865.97		5,865.97	32,405.25		32,405.25
OPEX						
032009 CORP-Supply Chain-Pass Thru						
032010 CORP-Supply Chain-Sourcing						
033010 WE-Supply Chain						
033510 CE-Supply Chain						
035010 SE-Supply Chain						
036510 NE-Supply Chain						
Total: OPEX						
032009 CORP-Supply Chain-Pass Thru	82.66		82.66	391.53		391.53
032010 CORP-Supply Chain-Sourcing	661.46		661.46	2,761.31		2,761.31
033010 WE-Supply Chain	52.46		52.46	159.77		159.77
033510 CE-Supply Chain	6,644.44		6,644.44	35,730.88		35,730.88
035010 SE-Supply Chain	14,744.40		14,744.40	74,668.77		74,668.77
036510 NE-Supply Chain						
Total: CAPEX						
Total: 0323 SC-Supply Chain Location	14,744.40		14,744.40	74,668.77		74,668.77
Total: 0324 SC-ITS Location						
OPEX						

582150

American Water Works Company
Southeast Service Company Billing
Business Partner Report

3
6/09/09
14:59:51

Data Selection Values

Period: 03 Year: 09
Region: D Southeastern Region
Location: 0324 SC-ITS Location

Business Partner: 12 Kentucky-American Water Co.

| Month | | Year-To-Date |

Description Of Service	Actual	Budget	Variance	Actual	Budget	Variance

D Southeastern Region						
12 Kentucky-American Water Co.						
0324 SC-ITS Location						
OPEX						
032030 CORP-ITS Client Rel Admin						
032031 CORP-Service Desk						
032032 CORP-ITS-BAD-Core Shared						
032033 Chg Ctrl & Desktop Automation						
032034 CORP-ITS Appl Adm & Security						
032035 CORP-ITS Sec Arch & Strategy						
032071 CORP-ITS Admin						
032072 CORP-ITS PMO						
032073 CORP-ITS Infra/Oper Admin						
032074 CORP-ITS Production						
032075 CORP-Enterprise Server						
032076 CORP-Communications						
032077 CORP-ITS Security Operations						
032078 CORP-ITS Adm Business Appl Dev						
032079 CORP-ITS-BAD-Middle Office App						
032080 CORP-ITS-BAD-Back Office Apps						
032081 CORP-ITS-BAD-Quality&Methodlgy						
032082 CORP-ITS-BAD-Customer Facing						
032083 CORP-ITS-BAD-Field Svc Apps						
032093 CORP-ITS-Architecture						
033031 WE-ITS Client Relations						
033531 CE-Western CS & S						
035031 SE-ITS Client Relations						
036531 NE-Eastern CS & S						
Total: OPEX						
032030 CORP-ITS Client Rel Admin	787.88		787.88	2,991.69		2,991.69
032031 CORP-Service Desk	4,569.72		4,569.72	15,677.69		15,677.69
032032 CORP-ITS-BAD-Core Shared	4,114.56		4,114.56	14,845.87		14,845.87
032033 Chg Ctrl & Desktop Automation	898.31		898.31	4,566.11		4,566.11
032034 CORP-ITS Appl Adm & Security	1,180.95		1,180.95	8,375.15		8,375.15
032035 CORP-ITS Sec Arch & Strategy	1,153.84		1,153.84	5,790.27		5,790.27
032071 CORP-ITS Admin	3,194.58		3,194.58	4,735.97		4,735.97
032072 CORP-ITS PMO	3,150.14		3,150.14	16,908.22		16,908.22
032073 CORP-ITS Infra/Oper Admin	1,006.98		1,006.98	6,786.06		6,786.06
032074 CORP-ITS Production	7,649.76		7,649.76	111,480.48		111,480.48
032075 CORP-Enterprise Server	10,768.43		10,768.43	76,532.83		76,532.83
032076 CORP-Communications	10,771.89		10,771.89	53,150.43		53,150.43
032077 CORP-ITS Security Operations	2,884.83		2,884.83	15,578.60		15,578.60
032078 CORP-ITS Adm Business Appl Dev	1,803.51		1,803.51	10,039.55		10,039.55
032079 CORP-ITS-BAD-Middle Office App	2,216.09		2,216.09	31,846.99		31,846.99
032080 CORP-ITS-BAD-Back Office Apps	5,235.92		5,235.92	28,117.22		28,117.22

582150
4
6/09/09
14:59:51

American Water Works Company
Southeast Service Company Billing
Business Partner Report

Business Partner: 12 Kentucky-American Water Co.

Data Selection Values
Period: 03 Year: 09
Region: D Southeastern Region
Location: 0324 SC-ITS Location

Description Of Service	Month			Year-To-Date		
	Actual	Budget	Variance	Actual	Budget	Variance
D Southeastern Region						
12 Kentucky-American Water Co.						
0324 SC-ITS Location						
032081 CORP-ITS-BAD-Quality&Methodlgy	2,594.16	2,594.16	0.00	11,760.72	11,760.72	0.00
032082 CORP-ITS-BAD-Customer Facing	3,097.86	3,097.86	0.00	14,318.63	14,318.63	0.00
032083 CORP-ITS-BAD-Field Svc Apps	4,343.03	4,343.03	0.00	15,557.84	15,557.84	0.00
032093 CORP-ITS-Architecture	3,651.81	3,651.81	0.00	17,641.96	17,641.96	0.00
033531 CE-Western CS & S	1,201.60	1,201.60	0.00	10,057.65	10,057.65	0.00
035031 SE-ITS Client Relations	888.85	888.85	0.00	1,856.17	1,856.17	0.00
036531 NE-Eastern CS & S	2,754.50	2,754.50	0.00	17,111.33	17,111.33	0.00
Total:	78,141.50	78,141.50	0.00	486,255.49	486,255.49	0.00
CAPEX						
032030 CORP-ITS Client Rel Admin	1.76	1.76	0.00	8.48	8.48	0.00
032031 CORP-Service Desk	23.34	23.34	0.00	49.61	49.61	0.00
032032 CORP-ITS-BAD-Core Shared	21.59	21.59	0.00	41.08	41.08	0.00
032033 Chg Ctrl & Desktop Automation	1.68	1.68	0.00	11.02	11.02	0.00
032034 CORP-ITS Appl Adm & Security	1.36	1.36	0.00	9.53	9.53	0.00
032035 CORP-ITS Sec Arch & Strategy	2.34	2.34	0.00	8.89	8.89	0.00
032071 CORP-ITS Admin	21.60	21.60	0.00	28.55	28.55	0.00
032072 CORP-ITS PMO	241.35	241.35	0.00	1,261.71	1,261.71	0.00
032073 CORP-ITS Infra/Oper Admin	2.77	2.77	0.00	12.51	12.51	0.00
032074 CORP-ITS Production	42.87	42.87	0.00	794.04	794.04	0.00
032075 CORP-Enterprise Server	45.29	45.29	0.00	341.32	341.32	0.00
032076 CORP-Communications	30.62	30.62	0.00	125.80	125.80	0.00
032077 CORP-ITS Security Operations	5.31	5.31	0.00	27.37	27.37	0.00
032078 CORP-ITS Adm Business Appl Dev	2.58	2.58	0.00	25.64	25.64	0.00
032079 CORP-ITS-BAD-Middle Office App	1.25	1.25	0.00	113.08	113.08	0.00
032080 CORP-ITS-BAD-Back Office Apps	12.98	12.98	0.00	98.69	98.69	0.00
032081 CORP-ITS-BAD-Quality&Methodlgy	4.33	4.33	0.00	15.64	15.64	0.00
032082 CORP-ITS-BAD-Customer Facing	4.23	4.23	0.00	21.15	21.15	0.00
032083 CORP-ITS-BAD-Field Svc Apps	19.21	19.21	0.00	57.01	57.01	0.00
032093 CORP-ITS-Architecture	52.05	52.05	0.00	229.31	229.31	0.00
033031 WE-ITS Client Relations						
033531 CE-Western CS & S	9.89	9.89	0.00	64.32	64.32	0.00
035031 SE-ITS Client Relations	21.28	21.28	0.00	22.14	22.14	0.00
036531 NE-Eastern CS & S	8.77	8.77	0.00	386.87	386.87	0.00
Total: CAPEX	489.97	489.97	0.00	3,753.76	3,753.76	0.00
Total: 0324 SC-ITS Location	78,631.47	78,631.47	0.00	490,009.25	490,009.25	0.00
0325 SC-SSC Location						
OPEX						
032084 SSC-Accounts Payable						
032505 SSC-Administration						
032560 SSC-Financial Reporting						
032570 SSC-General Accounting						
032571 SSC-Tax						

582150

American Water Works Company
Southeast Service Company Billing
Business Partner Report

5
6/09/09
14:59:51

Data Selection Values

Period: 03 Year: 09
Region: D Southeastern Region
Location: 0325 SC-SSC Location

Business Partner: 12 Kentucky-American Water Co.

Month | | Year-To-Date

Description Of Service	Actual	Budget	Variance	Actual	Budget	Variance
D Southeastern Region						
12 Kentucky-American Water Co.						
0325 SC-SSC Location						
OPEX						
032572 SSC-Business Support Services	5,775.12	5,775.12		24,227.86	24,227.86	
032573 SSC-Planning & Reporting	6,320.57	6,320.57		34,925.20	34,925.20	
032574 SSC-Rates & Regulation	8,418.48	8,418.48		39,672.11	39,672.11	
032575 SSC-Cash Management	3,595.86	3,595.86		16,990.34	16,990.34	
032576 SSC-Facility Services	3,081.28	3,081.28		15,517.99	15,517.99	
032577 SSC-Utility Plant Accounting	3,378.54	3,378.54		16,170.87	16,170.87	
032578 SSC-Project Management	5,710.83	5,710.83		25,537.93	25,537.93	
032579 SSC-Employee Services	5,108.02	5,108.02		22,911.68	22,911.68	
032580 SSC-AWE	978.51	978.51		4,211.35	4,211.35	
Total: OPEX	49,836.05	49,836.05		232,567.87	232,567.87	
032084 SSC-Accounts Payable	5,775.12	5,775.12		24,227.86	24,227.86	
032505 SSC-Administration	6,320.57	6,320.57		34,925.20	34,925.20	
032570 SSC-General Accounting	8,418.48	8,418.48		39,672.11	39,672.11	
032571 SSC-Tax	3,595.86	3,595.86		16,990.34	16,990.34	
032572 SSC-Business Support Services	3,378.54	3,378.54		16,170.87	16,170.87	
032573 SSC-Planning & Reporting	5,710.83	5,710.83		25,537.93	25,537.93	
032574 SSC-Rates & Regulation	5,108.02	5,108.02		22,911.68	22,911.68	
032575 SSC-Cash Management	978.51	978.51		4,211.35	4,211.35	
032576 SSC-Facility Services	6,757.92	6,757.92		30,261.51	30,261.51	
032577 SSC-Utility Plant Accounting	710.92	710.92		2,141.03	2,141.03	
032578 SSC-Project Management	49,836.05	49,836.05		232,567.87	232,567.87	
032579 SSC-Employee Services						
032580 SSC-AWE						
Total: CAPEX						
032084 SSC-Accounts Payable	636.23	636.23		636.23	636.23	
032505 SSC-Administration	1,873.04	1,873.04		1,873.04	1,873.04	
032560 SSC-Financial Reporting						
032570 SSC-General Accounting	795.74	795.74		795.74	795.74	
032571 SSC-Tax	221.02	221.02		221.02	221.02	
032572 SSC-Business Support Services	418.19	418.19		418.19	418.19	
032573 SSC-Planning & Reporting						
032574 SSC-Rates & Regulation	17,532.85	17,532.85		17,532.85	17,532.85	
032575 SSC-Cash Management	594.18	594.18		594.18	594.18	
032576 SSC-Facility Services						
032577 SSC-Utility Plant Accounting	545.69	545.69		545.69	545.69	
032578 SSC-Project Management	123.22	123.22		123.22	123.22	
032579 SSC-Employee Services	861.68	861.68		861.68	861.68	
032580 SSC-AWE	190.30	190.30		190.30	190.30	
Total: CAPEX	23,792.14	23,792.14		23,792.14	23,792.14	
Total: 0325 SC-SSC Location	49,836.05	49,836.05		256,360.01	256,360.01	
0326 SC-CORP Operations						
OPEX						

582150

American Water Works Company
Southeast Service Company Billing
Business Partner Report

6/09/09
14:59:51

Data Selection Values

Period: 03 Year: 09

Region: D Southeastern Region

Location: 0326 SC-CORP Operations

Business Partner: 12 Kentucky-American Water Co.

Month | | Year-To-Date

Description Of Service	Actual	Budget	Variance	Actual	Budget	Variance
D Southeastern Region						
12 Kentucky-American Water Co.						
0326 SC-CORP Operations						
OPEX						
032011 CORP-Chief Operating Officer	4,120.53	4,120.53	4,120.53	20,689.91	20,689.91	20,689.91
032016 CORP-Maintenance Services	695.95	695.95	695.95	3,475.56	3,475.56	3,475.56
032019 CORP-Operational Risk	2,558.61	2,558.61	2,558.61	12,523.87	12,523.87	12,523.87
032064 CORP-Operational Performance	2,138.84	2,138.84	2,138.84	9,685.15	9,685.15	9,685.15
032065 CORP-Asset Management	580.82	580.82	580.82	3,032.71	3,032.71	3,032.71
032066 CORP-Innov & Env Stewardship	751.47	751.47	751.47	19,721.65	19,721.65	19,721.65
033016 WE-Maintenance	475.54	475.54	475.54	2,518.52	2,518.52	2,518.52
033019 WE-Operational Risk	2.95	2.95	2.95	16.49	16.49	16.49
033516 CE-Maintenance	355.94	355.94	355.94	788.99	788.99	788.99
033519 CE-Operational Risk	124.39	124.39	124.39	1,502.30	1,502.30	1,502.30
035016 SE-Maintenance	4,207.64	4,207.64	4,207.64	47,723.28	47,723.28	47,723.28
035019 SE-Operational Risk	6,634.40	6,634.40	6,634.40	1,994.79	1,994.79	1,994.79
036516 NE-Maintenance	142.79	142.79	142.79	402.08	402.08	402.08
036519 NE-Operational Risk	16.06	16.06	16.06	46.49	46.49	46.49
036550 CORP-COE-Engineering	647.23	647.23	647.23	2,186.93	2,186.93	2,186.93
036551 CORP-COE-Technical Services	1,178.22	1,178.22	1,178.22	3,198.51	3,198.51	3,198.51
Total: OPEX	11,362.58	11,362.58	11,362.58	129,507.23	129,507.23	129,507.23
CAPEX						
032011 CORP-Chief Operating Officer	770.19	770.19	770.19	3,071.55	3,071.55	3,071.55
032016 CORP-Maintenance Services	16.86	16.86	16.86	58.04	58.04	58.04
032019 CORP-Operational Risk	229.36	229.36	229.36	1,715.35	1,715.35	1,715.35
032064 CORP-Operational Performance	1,168.50	1,168.50	1,168.50	5,032.50	5,032.50	5,032.50
032065 CORP-Asset Management	4,424.17	4,424.17	4,424.17	21,423.83	21,423.83	21,423.83
032066 CORP-Innov & Env Stewardship	184.76	184.76	184.76	16,081.37	16,081.37	16,081.37
033016 WE-Maintenance						
033019 WE-Operational Risk						
033516 CE-Maintenance	3.39	3.39	3.39	20.89	20.89	20.89
033519 CE-Operational Risk	2.88	2.88	2.88	16.37	16.37	16.37
035016 SE-Maintenance	397.26	397.26	397.26	820.93	820.93	820.93
035019 SE-Operational Risk	28.75	28.75	28.75	9.00	9.00	9.00
036516 NE-Maintenance	.75	.75	.75	2.24	2.24	2.24
036519 NE-Operational Risk	3.88	3.88	3.88	20.32	20.32	20.32
036550 CORP-COE-Engineering	15,360.14	15,360.14	15,360.14	89,198.13	89,198.13	89,198.13
036551 CORP-COE-Technical Services	4,606.21	4,606.21	4,606.21	26,325.24	26,325.24	26,325.24
Total: CAPEX	27,139.60	27,139.60	27,139.60	163,777.76	163,777.76	163,777.76
Total: 0326 SC-CORP Operations	38,502.18	38,502.18	38,502.18	293,284.99	293,284.99	293,284.99
0327 SC-CORP Finance						
OPEX						
032007 CORP-Finance	5,866.24	5,866.24	5,866.24	28,143.52	28,143.52	28,143.52
032017 CORP-Planning & Reporting	8,888.04	8,888.04	8,888.04	43,376.33	43,376.33	43,376.33
032027 CORP-Reporting & Compliance	69.09	69.09	69.09	44,825.78	44,825.78	44,825.78
032047 CORP-Income Tax	6,403.48	6,403.48	6,403.48	30,844.16	30,844.16	30,844.16

582150 American Water Works Company 7
6/09/09
14:59:51

American Water Works Company
Southeast Service Company Billing
Business Partner Report

Business Partner: 12 Kentucky-American Water Co.

Data Selection Values
Period: 03 Year: 09
Region: D Southeastern Region
Location: 0327 SC-CORP Finance

Description Of Service	Year-To-Date				Variance
	Actual	Budget	Actual	Budget	
D Southeastern Region					
12 Kentucky-American Water Co.					
0327 SC-CORP Finance					
OPEX					
032057 CORP-Treasury	5,994.87		24,525.98		24,525.98
033007 WE-Finance	340.95	5,994.87	934.97	340.95	934.97
033507 CE-Finance	113.07	340.95	1,259.65	113.07	1,259.65
035007 SE-Finance	73,856.43	73,856.43	261,256.86	73,856.43	261,256.86
036507 NE-Finance	1,104.81	1,104.81	8,637.75	1,104.81	8,637.75
Total: OPEX	102,636.98	102,636.98	443,805.00	102,636.98	443,805.00
CAPEX					
032007 CORP-Finance	42.55	42.55	288.59	42.55	288.59
032017 CORP-Planning & Reporting	48.09	48.09	352.08	48.09	352.08
032027 CORP-Reporting & Compliance	14.98	14.98	85.68	14.98	85.68
032047 CORP-Income Tax			601.49		601.49
032057 CORP-Treasury	47.45	47.45	261.74	47.45	261.74
033007 WE-Finance	9.72	9.72	57.34	9.72	57.34
033507 CE-Finance	811.12	811.12	2,534.86	811.12	2,534.86
035007 SE-Finance	8.74	8.74	38.88	8.74	38.88
036507 NE-Finance	982.65	982.65	4,220.66	982.65	4,220.66
Total: CAPEX	103,619.63	103,619.63	448,025.66	103,619.63	448,025.66
Total: 0327 SC-CORP Finance					
0328 SC-CORP Human Resources					
OPEX					
032002 CORP-HR Comp/Benefits	4,499.62	4,499.62	19,087.54	4,499.62	19,087.54
032003 CORP-HR Talent Development	1,854.88	1,854.88	9,258.40	1,854.88	9,258.40
032004 CORP-HR Labor Relations	1,336.53	1,336.53	6,034.92	1,336.53	6,034.92
032006 CORP-Business Center HR	2,149.95	2,149.95	12,628.35	2,149.95	12,628.35
032012 CORP-HR Strategic Staffing					
032013 CORP-HR Systems & Processes	2,394.87	2,394.87	9,347.31	2,394.87	9,347.31
032014 CORP-Benefits Service Center					
032018 CORP-Human Resources	8,383.61	8,383.61	19,504.23	8,383.61	19,504.23
032028 CORP-ED Human Resources			6,910.62		6,910.62
032038 CORP-WD Human Resources	1,847.16	1,847.16	4,817.11	1,847.16	4,817.11
033018 WE-Human Resources	1.40	1.40	5.16	1.40	5.16
033518 CE-Human Resources	222.55	222.55	656.95	222.55	656.95
034018 CCA-Human Resources	2,478.26	2,478.26	14,117.28	2,478.26	14,117.28
035018 SE-Human Resources	1,983.29	1,983.29	6,377.26	1,983.29	6,377.26
036518 NE-Human Resources	.12	.12	18.39	.12	18.39
Total: OPEX	23,185.42	23,185.42	108,763.52	23,185.42	108,763.52
032014 CORP-Benefits Service Center	3,842.56	3,842.56	18,510.85	3,842.56	18,510.85
Total: CAPEX	3,842.56	3,842.56	18,510.85	3,842.56	18,510.85
032002 CORP-HR Comp/Benefits	22.31	22.31	137.79	22.31	137.79

582150

American Water Works Company
Southeast Service Company Billing
Business Partner Report

8
6/09/09
14:59:51

Data Selection Values

Period: 03 Year: 09

Region: D Southeastern Region

Location: 0328 SC-CORP Human Resources

Business Partner: 12

Kentucky-American Water Co.

| Month | | Year-To-Date |

Description Of Service	Actual	Budget	Variance	Actual	Budget	Variance
D Southeastern Region						
12 Kentucky-American Water Co.						
0328 SC-CORP Human Resources						
CAPEX						
032003 CORP-HR Talent Development	23.16		23.16	65.35		65.35
032004 CORP-HR Labor Relations	9.73		9.73	39.85		39.85
032006 CORP-Business Center HR	11.79		11.79	111.13		111.13
032012 CORP-HR Strategic Staffing						
032013 CORP-HR Systems & Processes	11.73		11.73	76.78		76.78
032014 CORP-Benefits Service Center				517.88		517.88
032018 CORP-Human Resources	8.64		8.64	68.81		68.81
032028 CORP-ED Human Resources				1.40		1.40
032038 CORP-WD Human Resources	41.41		41.41	82.56		82.56
033018 WE-Human Resources						
033518 CE-Human Resources	.32		.32	7.79		7.79
034018 CCA-Human Resources	18.94		18.94	52.79		52.79
035018 SE-Human Resources	53.80		53.80	11.15		11.15
036518 NE-Human Resources	1.31		1.31	5.53		5.53
037018 CCP-Human Resources ODI						
Total: CAPEX	54.40		54.40	1,178.81		1,178.81
Total: 0328 SC-CORP Human Resources	27,082.38		27,082.38	128,453.18		128,453.18
0329 SC-CORP Legal						
OPEX						
032008 CORP-Legal Admin						
032015 CORP-Legal	10,642.26		10,642.26	43,138.35		43,138.35
033015 WE-Legal	7.26		7.26	39.24		39.24
033515 CE-Legal	60.40		60.40	554.01		554.01
035015 SE-Legal	18,203.74		18,203.74	90,254.67		90,254.67
036515 NE-Legal	.07		.07	22.81		22.81
Total: OPEX	28,913.73		28,913.73	134,009.08		134,009.08
CAPEX						
032008 CORP-Legal Admin						
032015 CORP-Legal	64.51		64.51	429.81		429.81
033015 WE-Legal	4.74		4.74	29.81		29.81
033515 CE-Legal	104.83		104.83	330.18		330.18
035015 SE-Legal	.69		.69	17.62		17.62
036515 NE-Legal	174.77		174.77	807.42		807.42
Total: CAPEX	29,088.50		29,088.50	134,816.50		134,816.50
Total: 0329 SC-CORP Legal						
0337 SC-Corp IR						
OPEX						
032037 CORP-Investor Relations	1,662.52		1,662.52	7,602.11		7,602.11
Total: OPEX	1,662.52		1,662.52	7,602.11		7,602.11
CAPEX						
032037 CORP-Investor Relations	10.30		10.30	82.85		82.85
Total: CAPEX	10.30		10.30	82.85		82.85

582150 American Water Works Company 9
Southeast Service Company Billing 6/09/09
Business Partner Report 14:59:51

Data Selection Values
Period: 03 Year: 09
Region: D Southeastern Region
Location: 0340 SC-CSC Alton OH Location

Business Partner: 12 Kentucky-American Water Co.

Description Of Service	Actual	Budget	Variance	Actual	Budget	Variance

D Southeastern Region						
12 Kentucky-American Water Co.						
0340 SC-CSC Alton OH Location						
OPEX						
Total: 0337 SC-Corp IR	1,672.82		1,672.82	7,684.96		7,684.96
0340 SC-CSC Alton OH Location						
OPEX						
034005 CCA-Administration	8,111.69		8,111.69	37,023.49		37,023.49
034070 CCA-Call Handling	31,332.50		31,332.50	152,715.01		152,715.01
034071 CCA-Billing	21,797.37		21,797.37	105,877.08		105,877.08
034072 CCA-Collections	4,735.98		4,735.98	32,005.25		32,005.25
034073 CCA-Operations & Performance	5,406.87		5,406.87	75,859.13		75,859.13
034074 CCA-Business Services	4,536.89		4,536.89	20,646.41		20,646.41
034075 CCA-Education & Development	3,627.56		3,627.56	18,661.99		18,661.99
Total: OPEX	70,076.90		70,076.90	442,788.36		442,788.36
CAPEX						
034005 CCA-Administration	7.35		7.35	71.51		71.51
034070 CCA-Call Handling	14.52		14.52	43.25		43.25
034071 CCA-Billing	70.55		70.55	360.75		360.75
034072 CCA-Collections	3.73		3.73	12.66		12.66
034073 CCA-Operations & Performance	3.62		3.62	44.78		44.78
034074 CCA-Business Services	2.22		2.22	6.66		6.66
034075 CCA-Education & Development	1.36		1.36	1.49		1.49
Total: CAPEX	103.35		103.35	541.10		541.10
Total: 0340 SC-CSC Alton OH Location	70,180.25		70,180.25	443,329.46		443,329.46
0345 SC-Belleville Lab Location						
OPEX						
034517 BVLAB-Water Quality						
Total: OPEX						
034517 BVLAB-Water Quality	17,647.56		17,647.56	86,621.96		86,621.96
Total: CAPEX	17,647.56		17,647.56	86,621.96		86,621.96
034517 BVLAB-Water Quality						
Total: CAPEX	17,647.56		17,647.56	86,621.96		86,621.96
Total: 0345 SC-Belleville Lab Location	17,647.56		17,647.56	86,621.96		86,621.96
0362 SC-CORP Property						

582150

American Water Works Company
Southeast Service Company Billing
Business Partner Report

10
6/09/09
14:59:51

Data Selection Values

Period: 03 Year: 09
Region: D Southeastern Region
Location: 0362 SC-CORP Property

Business Partner: 12 Kentucky-American Water Co.

Month | | Year-To-Date

Description Of Service	Actual	Budget	Variance	Actual	Budget	Variance
OPEX						
032042 CORP-1000 Voorhees Building	1,503.00		1,503.00	7,603.03		7,603.03
032046 CORP-3906 Church Road	1,434.96		1,434.96	7,275.00		7,275.00
032062 CORP-Building Services	17,451.11		17,451.11	103,319.34		103,319.34
032063 CORP-Building Services Woodcre	8,083.19		8,083.19	40,487.45		40,487.45
032090 CORP-Prop Mgmt Development						
036576 NE-Building Services Woodcrest	.01-		.01-	.12-		.12-
Total: OPEX	28,472.25		28,472.25	158,684.70		158,684.70
CAPEX						
032042 CORP-1000 Voorhees Building	11.26		11.26	54.69		54.69
032046 CORP-3906 Church Road	2,962.79		2,962.79	21,999.16		21,999.16
032062 CORP-Building Services	390.55		390.55	3,971.49		3,971.49
032063 CORP-Building Services Woodcre				3,513.45		3,513.45
032090 CORP-Prop Mgmt Development						
036576 NE-Building Services Woodcrest	.10-		.10-	1.56		1.56
Total: CAPEX	3,364.50		3,364.50	29,540.35		29,540.35
Total: 0362 SC-CORP Property	31,836.75		31,836.75	188,225.05		188,225.05
0363 SC-CORP Eastern Division Ops						
OPEX						
032023 CORP-Eastern Division Ops	24,127.20		24,127.20	108,282.94		108,282.94
035001 SE-Production						
035002 SE-Network	2,256.28		2,256.28	8,710.69		8,710.69
035003 SE-Customer Relations	23,038.57		23,038.57	108,531.05		108,531.05
035005 SE-Administration	5,511.97		5,511.97	68,083.91		68,083.91
035011 SE-Environmental Mgmt						
035014 SE-Engineering	998.12		998.12	3,989.21		3,989.21
036501 NE-Production	.09-		.09-	38.06		38.06
036502 NE-Network						
036503 NE-Customer Field Services						
036505 NE-Administration						
036511 NE-Environmental Mgmt						
036514 NE-Engineering						
036591 NE-SAP Conversion						
Total: OPEX	55,932.05		55,932.05	297,635.86		297,635.86
CAPEX						
032023 CORP-Eastern Division Ops	19.16		19.16	85.96		85.96
035001 SE-Production						
035002 SE-Network	50.77		50.77	136.28		136.28
035003 SE-Customer Relations	296.35		296.35	955.52		955.52
035005 SE-Administration	129.93		129.93	1,015.46		1,015.46
035011 SE-Environmental Mgmt						
035014 SE-Engineering	119.70		119.70	574.21		574.21
036501 NE-Production	.98-		.98-	51.45		51.45
036502 NE-Network						
036503 NE-Customer Field Services						
036505 NE-Administration						

582150

American Water Works Company
Southeast Service Company Billing
Business Partner Report

11
6/09/09
14:59:51

Data Selection Values

Period: 03 Year: 09

Region: D Southeastern Region

Location: 0363 SC-CORP Eastern Division Ops

Business Partner: 12 Kentucky-American Water Co.

Description Of Service	Month			Year-To-Date		
	Actual	Budget	Variance	Actual	Budget	Variance
D Southeastern Region						
12 Kentucky-American Water Co.						
0363 SC-CORP Eastern Division Ops						
CAPEX						
036511 NE-Environmental Mgmt						
036514 NE-Engineering						
Total: CAPEX	614.93		614.93	2,818.88		2,818.88
Total: 0363 SC-CORP Eastern Division Ops	56,546.98		56,546.98	300,454.74		300,454.74
0364 SC-CORP Busn Transformation						
OPEX						
032040 CORP-Business Transformation	14.32		14.32	235.78		235.78
032051 CORP-Bsns Trans-Procure To Pay				99.17		99.17
032052 CORP-Bsns Trans-Recruit To Ret				180.15		180.15
032053 CORP-Bsns Trans-Record To Rpt				2.82		2.82
032054 CORP-Bsns Trans-Order To Cash				144.40		144.40
032055 CORP-Bsns Trans-Plan, Bld, Ret				109.66		109.66
032056 CORP-Bsns Trans-Ord To Compl				111.85		111.85
Total: OPEX	14.32		14.32	883.83		883.83
CAPEX						
032040 CORP-Business Transformation	14,879.20		14,879.20	46,682.15		46,682.15
032051 CORP-Bsns Trans-Procure To Pay				6,779.29		6,779.29
032052 CORP-Bsns Trans-Recruit To Ret				6,907.43		6,907.43
032053 CORP-Bsns Trans-Record To Rpt				7,113.40		7,113.40
032054 CORP-Bsns Trans-Order To Cash				6,774.65		6,774.65
032055 CORP-Bsns Trans-Plan, Bld, Ret				6,692.76		6,692.76
032056 CORP-Bsns Trans-Ord To Compl				7,208.81		7,208.81
Total: CAPEX	14,879.20		14,879.20	88,158.49		88,158.49
Total: 0364 SC-CORP Busn Transformation	14,893.52		14,893.52	89,042.32		89,042.32
0366 SC-Corp Western Division Ops						
OPEX						
032024 Corp-Western Division Ops	201.52-		201.52-	107.53		107.53
033001 WE-Production						
033002 WE-Network						
033003 WE-Customer Relations	56.02-		56.02-	23.45		23.45
033004 WE-Technical Services						
033005 WE-Administration	40.54		40.54	283.95		283.95
033006 WE-Service Delivery	36.18-		36.18-	26.10		26.10
033011 WE-Environmental Mgmt	.50		.50	.03		.03
033014 WE-Engineering	7.37		7.37	40.28		40.28
033028 WE-Asset Planning						
033501 CE-Production	5.26-		5.26-	3.62-		3.62-
033502 CE-Network	30.65		30.65	217.01		217.01
033503 CE-Customer Relations	96.71		96.71	868.11		868.11
033505 CE-Administration	47.31		47.31	1,971.37		1,971.37
033511 CE-Environmental Mgmt	20.92		20.92	116.80		116.80
033514 CE-Engineering	70.22		70.22	450.38		450.38

582150
12
6/09/09
14:59:51

American Water Works Company
Southeast Service Company Billing
Business Partner Report

Business Partner: 12 Kentucky-American Water Co.

Data Selection Values
Period: 03 Year: 09
Region: D Southeastern Region
Location: 0366 SC-Corp Western Division Ops

Month | | Year-To-Date

Description Of Service	Actual	Budget	Variance	Actual	Budget	Variance
D Southeastern Region						
12 Kentucky-American Water Co.						
0366 SC-Corp Western Division Ops						
CAPEX						
Total: OPEX	15.24		15.24	4,101.39		4,101.39
CAPEX						
032024 Corp-Western Division Ops						
033001 WE-Production	4.57-		4.57-	47.10		47.10
033002 WE-Network						
033003 WE-Customer Relations						
033004 WE-Technical Services						
033005 WE-Administration						
033011 WE-Environmental Mgmt						
033014 WE-Engineering						
033028 WE-Asset Planning						
033501 CE-Production	.42-		.42-	.52-		.52-
033502 CE-Network	2.47		2.47	13.47		13.47
033503 CE-Customer Relations	7.78		7.78	51.46		51.46
033505 CE-Administration	6.98		6.98	121.29		121.29
033511 CE-Environmental Mgmt	1.68		1.68	7.36		7.36
033514 CE-Engineering	5.67		5.67	293.75		293.75
Total: CAPEX	19.59		19.59	533.91		533.91
Total: 0366 SC-Corp Western Division Ops	34.83		34.83	4,635.30		4,635.30
0367 SC-Corp Regulated Ops						
OPEX						
032026 CORP-Regulated Ops						
Total: OPEX	4,765.41		4,765.41	20,455.80		20,455.80
CAPEX						
032026 CORP-Regulated Ops						
Total: CAPEX	41.38		41.38	242.44		242.44
Total: 0367 SC-Corp Regulated Ops	4,806.79		4,806.79	20,698.24		20,698.24
0369 SC-CORP Regulatory						
OPEX						
032050 CORP-Backfill Reg App						
032069 CORP-Regulatory UFS						
Total: OPEX	7.22		7.22	12.47		12.47
CAPEX						
032050 CORP-Backfill Reg App						
032069 CORP-Regulatory UFS						
Total: CAPEX	3,547.67		3,547.67	9,748.58		9,748.58
Total: 0369 SC-CORP Regulatory	3,554.89		3,554.89	9,761.05		9,761.05
0370 SC-CSC Pensacola OH Location						
OPEX						
032050 CORP-Backfill Reg App	.03		.03	.18-		.18-
032069 CORP-Regulatory UFS	15.86		15.86	70.76		70.76
Total: CAPEX	15.89		15.89	70.58		70.58
Total: 0369 SC-CORP Regulatory	3,570.78		3,570.78	9,831.63		9,831.63
037005 CCP-Administration						
037070 CCP-Call Handling						
037071 CCP-Billing						

582150 American Water Works Company 13
 Southeast Service Company Billing 6/09/09
 Business Partner Report 14:59:51

Data Selection Values
 Period: 03 Year: 09
 Region: D Southeastern Region
 Location: 0370 SC-CSC Pensacola OH Location Business Partner: 12 Kentucky-American Water Co.

Description Of Service	Actual	Budget	Variance	Actual	Budget	Variance
D Southeastern Region						
12 Kentucky-American Water Co.						
0370 SC-CSC Pensacola OH Location						
OPEX						
037072 CCP-Collections	700.20-	700.20-		13,436.64	13,436.64	
037073 CCP-Operations and Support	36,717.69	36,717.69		174,966.40	174,966.40	
037074 CCP-Business Services	5,874.64	5,874.64		42,572.17	42,572.17	
037075 CCP-Education & Development	2,539.65	2,539.65		9,256.62	9,256.62	
Total: OPEX	44,431.78	44,431.78		240,231.83	240,231.83	
CAPEX						
037005 CCP-Administration	700.20-	700.20-		13,436.64	13,436.64	
037070 CCP-Call Handling	36,717.69	36,717.69		174,966.40	174,966.40	
037073 CCP-Operations and Support	5,874.64	5,874.64		42,572.17	42,572.17	
037075 CCP-Education & Development	2,539.65	2,539.65		9,256.62	9,256.62	
Total: CAPEX	44,431.78	44,431.78		240,231.83	240,231.83	
Total: 0370 SC-CSC Pensacola OH Location	44,431.78	44,431.78		240,231.83	240,231.83	
0375 SC-STEP Project Location						
OPEX						
032091 CORP-STEP Project						
CAPEX						
032091 CORP-STEP Project						
Total: CAPEX						
Total: 0375 SC-STEP Project Location						
0388 SC-CORP Business Change						
OPEX						
032088 CORP-Business Change	96.39	96.39		4,774.52	4,774.52	
Total: OPEX	96.39	96.39		4,774.52	4,774.52	
CAPEX						
032088 CORP-Business Change						
Total: CAPEX						
Total: 0388 SC-CORP Business Change	96.39	96.39		4,774.52	4,774.52	
0398 SC-CORP Other						
032000 CORP-Balance Sheet	73,892.51-	73,892.51-		105,291.86	105,291.86	
Total:	73,892.51-	73,892.51-		105,291.86	105,291.86	

Data Selection Values

Period: 03 Year: 09
 Region: D Southeastern Region
 Location: 0398 SC-CORP Other

Business Partner: 12 Kentucky-American Water Co.

 | Month | | Year-TO-Date |

Description Of Service	Actual	Budget	Variance	Actual	Budget	Variance
D Southeastern Region						
12 Kentucky-American Water Co.						
0398 SC-CORP Other						
032000 CORP-Balance Sheet						
Total: OPEX						
032001 CORP-Bldg Services Marlton						
032005 CORP-CEO						
032061 CORP-Property Management						
032070 CORP-Shared Bus Services Admin						
032089 CORP-AWE Pass-Thru						
032092 CORP-Strategy & Planning	701.12	701.12	701.12	1,327.63	1,327.63	1,327.63
032094 CORP-COE O&M						
032095 CORP-Project STAR						
032096 CORP-Chief Growth Officer						
032097 CORP-Product & Serv Innovation						
032098 CORP-Non-Departmental Costs	56,666.70-	56,666.70-	56,666.70-	24,348.06	24,348.06	24,348.06
Total: OPEX	55,965.58-	55,965.58-	55,965.58-	25,675.69	25,675.69	25,675.69
CAPEX						
032001 CORP-Bldg Services Marlton						
032005 CORP-CEO						
032061 CORP-Property Management						
032070 CORP-Shared Bus Services Admin						
032089 CORP-AWE Pass-Thru						
032092 CORP-Strategy & Planning	15.62	15.62	15.62	46.40	46.40	46.40
032094 CORP-COE O&M						
032095 CORP-Project STAR						
032096 CORP-Chief Growth Officer						
032097 CORP-Product & Serv Innovation						
032098 CORP-Non-Departmental Costs	267.01-	267.01-	267.01-	611.19	611.19	611.19
Total: CAPEX	251.39-	251.39-	251.39-	657.59	657.59	657.59
Total: 0398	130,109.48-	130,109.48-	130,109.48-	131,625.14	131,625.14	131,625.14
Total: 12	577,519.28	577,519.28	577,519.28	3,641,622.72	3,641,622.72	3,641,622.72
Total: D	577,519.28	577,519.28	577,519.28	3,641,622.72	3,641,622.72	3,641,622.72
Total:	577,519.28	577,519.28	577,519.28	3,641,622.72	3,641,622.72	3,641,622.72
Grand Total :						

582050

American Water Works Company
Summary Bill Report - History

1
6/09/09
15:13:49

Data Selection Values
Year: 09 Period: 04

Region: D Southeastern Region

Business Partner: 12

Intercompany Settlement Co 12

Description Of Service	Hours	Payroll	Expenses	Total
Accounting	839.96	27,301.24	12,422.21	39,723.45
Administration	96.98	5,985.38	120,622.19	126,607.57
Audit	43.29	2,351.21	2,375.35	4,726.56
Communications	235.44	11,650.84	13,782.32	25,433.16
Legal	334.97	15,384.92	11,878.25	27,263.17
Engineering	5.40	355.23	834.64	1,189.87
Finance	904.87	47,085.52	57,966.19	105,051.71
Human Resources	218.21	10,409.80	15,257.43	25,667.23
Information Systems	711.48	32,099.30	70,815.24	102,914.54
Operations	890.73	53,801.24	40,721.16	94,522.40
Rates & Revenue	43.47	2,475.41	2,408.61	4,884.02
Risk Management	25.81	1,512.59	1,222.87	2,735.46
Water Quality	273.48	8,489.53	16,447.72	24,937.25
Customer Service	3,904.43	72,918.87	73,868.88	146,787.75
TOTAL:	8,528.52	291,821.08	440,623.06	732,444.14

TOTAL CURRENT MONTH CHARGES

732,444.14

LESS: PAYMENT- PRIOR EST. BILLING

577,519.28-

NET AMOUNT PAYABLE (RECEIVABLE)

154,924.86

PLUS: EST. CURRENT MONTH BILLING

732,444.14

887,369.00

582150

American Water Works Company
Southeast Service Company Billing
Business Partner Report

I
6/09/09
15:14:18

Data Selection Values

Period: 04 Year: 09
Region: D Southeastern Region
Location: 0003 AW Service Co.

Business Partner: 12 Kentucky-American Water Co.

Month | | Year-To-Date

Description Of Service	Actual	Budget	Variance	Actual	Budget	Variance
D Southeastern Region						
12 Kentucky-American Water Co.						
0003 AW Service Co.						
03001 BS Movements Co 3	226,711.27	226,711.27		62,402.94	62,402.94	
Total:	226,711.27	226,711.27		62,402.94	62,402.94	
03001 BS Movements Co 3						
Total:						
Total: 0003 AW Service Co.						
0320 SC-CORP Bus Develop						
OPEX						
032020 CORP-Corporate Bus Development	3,988.18	3,988.18		18,456.88	18,456.88	
033020 WE-Business Development	3.83	3.83		54.97	54.97	
033520 CE-Business Development	4.06-	4.06-		90.92	90.92	
035020 SE-Business Development	11,796.48	11,796.48		64,960.59	64,960.59	
036520 NE-Business Development	2.40	2.40		10.32	10.32	
Total: OPEX	15,786.83	15,786.83		83,573.68	83,573.68	
CAPEX						
032020 CORP-Corporate Bus Development	11.95	11.95		221.37	221.37	
033020 WE-Business Development	.15	.15		4.83	4.83	
033520 CE-Business Development	15.91	15.91		168.14	168.14	
035020 SE-Business Development	28.01	28.01		394.33	394.33	
036520 NE-Business Development	15,814.84	15,814.84		83,968.01	83,968.01	
Total: CAPEX	15,814.84	15,814.84		83,968.01	83,968.01	
Total: 0320 SC-CORP Bus Develop						
0321 SC-CORP Audit						
OPEX						
032060 CORP-Audit	4,724.70	4,724.70		18,923.99	18,923.99	
Total: OPEX	4,724.70	4,724.70		18,923.99	18,923.99	
CAPEX						
032060 CORP-Audit	1.86	1.86		86.67	86.67	
Total: CAPEX	1.86	1.86		86.67	86.67	
Total: 0321 SC-CORP Audit						
0322 SC-CORP External Affairs						
OPEX						
032022 CORP-Government Affairs	1,349.33	1,349.33		7,161.82	7,161.82	
032025 CORP-External Affairs	2,511.56	2,511.56		12,594.15	12,594.15	
032068 CORP-Marketing	3,494.40	3,494.40		19,528.46	19,528.46	
032085 CORP-External Communications	2,851.64	2,851.64		14,368.11	14,368.11	
032086 CORP-Internal Communications	634.60	634.60		5,028.27	5,028.27	
032087 CORP-Corp Social Resp	1,447.66	1,447.66		3,098.58	3,098.58	
033025 WE-External Affairs	3.41	3.41		35.90	35.90	
033525 CE-External Affairs	42.92	42.92		230.49	230.49	
035025 SE-External Affairs	13,062.44	13,062.44		60,908.16	60,908.16	
036525 NE-External Affairs	.85-	.85-		27.12	27.12	

582150

American Water Works Company
Southeast Service Company Billing
Business Partner Report

2
6/09/09
15:14:18

Data Selection Values

Period: 04 Year: 09
Region: D Southeastern Region
Location: 0322 SC-CORP External Affairs

Business Partner: 12 Kentucky-American Water Co.

-----		-----		-----	
Month	Variance	Actual	Budget	Actual	Budget
-----		-----		-----	
		Year-To-Date			

Description Of Service

D	Southeastern Region						
12	Kentucky-American Water Co.						
0322	SC-CORP External Affairs						
CAPEX							
Total: OPEX		25,397.11	25,397.11	122,981.06	122,981.06		
CAPEX							
032022	CORP-Government Affairs	2.61	2.61	43.85	43.85		
032025	CORP-External Affairs	9.11	9.11	145.03	145.03		
032068	CORP-Marketing	3.18	3.18	70.35	70.35		
032085	CORP-External Communications	3.04	3.04	49.40	49.40		
032086	CORP-Internal Communications	.86	.86	21.15	21.15		
032087	CORP-Corp Social Resp	2.14	2.14	10.52	10.52		
033025	WE-External Affairs						
033525	CE-External Affairs	5.33	5.33	14.07	14.07		
035025	SE-External Affairs	9.78	9.78	126.38	126.38		
036525	NE-External Affairs						
Total: CAPEX		36.05	36.05	486.54	486.54		
Total: 0322	SC-CORP External Affairs	25,433.16	25,433.16	123,467.60	123,467.60		
0323	SC-Supply Chain Location						
OPEX							

032009	CORP-Supply Chain-Pass Thru						
032010	CORP-Supply Chain-Sourcing	5,680.74	5,680.74	29,452.78	29,452.78		
033010	WE-Supply Chain	3.91-	3.91-	1.39	1.39		
033510	CE-Supply Chain	93.95	93.95	449.57	449.57		
035010	SE-Supply Chain	1,316.43	1,316.43	9,087.89	9,087.89		
036510	NE-Supply Chain	.18-	.18-	50.22-	50.22-		
Total:		7,087.03	7,087.03	38,937.89	38,937.89		
CAPEX							
032009	CORP-Supply Chain-Pass Thru						
032010	CORP-Supply Chain-Sourcing	5,722.14	5,722.14	32,405.25	32,405.25		
033010	WE-Supply Chain	85.99	85.99	391.53	391.53		
033510	CE-Supply Chain	555.58	555.58	2,761.31	2,761.31		
035010	SE-Supply Chain			159.77	159.77		
036510	NE-Supply Chain						
Total: CAPEX		6,363.71	6,363.71	35,730.88	35,730.88		
Total: 0323	SC-Supply Chain Location	13,450.74	13,450.74	74,668.77	74,668.77		
0324	SC-ITS Location						
OPEX							

582150 4
6/09/09
15:14:18

American Water Works Company
Southeast Service Company Billing
Business Partner Report

Business Partner: 12 Kentucky-American Water Co.

Data Selection Values
Period: 04 Year: 09
Region: D Southeastern Region
Location: 0324 SC-ITS Location

Description Of Service	Month			Year-To-Date		
	Actual	Budget	Variance	Actual	Budget	Variance
D Southeastern Region						
12 Kentucky-American Water Co.						
0324 SC-ITS Location						
032081 CORP-ITS-BAD-Quality&Methodlgy	1,664.18		1,664.18	11,760.72		11,760.72
032082 CORP-ITS-BAD-Customer Facing	2,965.78		2,965.78	14,318.63		14,318.63
032083 CORP-ITS-BAD-Field Svc Apps	5,240.06		5,240.06	15,557.84		15,557.84
032093 CORP-ITS-Architecture	3,889.64		3,889.64	17,641.96		17,641.96
033531 CE-Western CS & S	3,042.51		3,042.51	10,057.65		10,057.65
035031 SE-ITS Client Relations	836.50		836.50	1,856.17		1,856.17
036531 NE-Eastern CS & S	677.00		677.00	17,111.33		17,111.33
Total:	102,062.84		102,062.84	486,255.49		486,255.49
CAPEX						
032030 CORP-ITS Client Rel Admin	1.61		1.61	8.48		8.48
032031 CORP-Service Desk	9.36		9.36	49.61		49.61
032032 CORP-ITS-BAD-Core Shared	8.00		8.00	41.08		41.08
032033 Chg Ctrl & Desktop Automation	.60		.60	11.02		11.02
032034 CORP-ITS Appl Adm & Security	1.07-		1.07-	9.53		9.53
032035 CORP-ITS Sec Arch & Strategy	1.69		1.69	8.89		8.89
032071 CORP-ITS Admin	6.59		6.59	28.55		28.55
032072 CORP-ITS PMO	303.57		303.57	1,261.71		1,261.71
032073 CORP-ITS Infra/Oper Admin	1.98		1.98	12.51		12.51
032074 CORP-ITS Production	283.21		283.21	794.04		794.04
032075 CORP-Enterprise Server	71.85		71.85	341.32		341.32
032076 CORP-Communications	23.52		23.52	125.80		125.80
032077 CORP-ITS Security Operations	2.79		2.79	27.37		27.37
032078 CORP-ITS Adm Business Appl Dev	2.14		2.14	25.64		25.64
032079 CORP-ITS-BAD-Middle Office App	23.57		23.57	113.08		113.08
032080 CORP-ITS-BAD-Back Office Apps	15.75		15.75	98.69		98.69
032081 CORP-ITS-BAD-Quality&Methodlgy	.95		.95	15.64		15.64
032082 CORP-ITS-BAD-Customer Facing	2.54		2.54	21.15		21.15
032083 CORP-ITS-BAD-Field Svc Apps	21.57		21.57	57.01		57.01
032093 CORP-ITS-Architecture	29.26		29.26	229.31		229.31
033031 WE-ITS Client Relations	30.22		30.22	64.32		64.32
033531 CE-Western CS & S	12.54		12.54	22.14		22.14
035031 SE-ITS Client Relations	.54-		.54-	386.87		386.87
036531 NE-Eastern CS & S	851.70		851.70	3,753.76		3,753.76
Total: CAPEX	102,914.54		102,914.54	490,009.25		490,009.25
Total: 0324 SC-ITS Location						
0325 SC-SSC Location						
OPEX						
032084 SSC-Accounts Payable						
032505 SSC-Administration						
032560 SSC-Financial Reporting						
032570 SSC-General Accounting						
032571 SSC-Tax						

582150

American Water Works Company
Southeast Service Company Billing
Business Partner Report

5
6/09/09
15:14:18

Data Selection Values

Period: 04 Year: 09
Region: D Southeastern Region
Location: 0325 SC-SSC Location

Business Partner: 12 Kentucky-American Water Co.

Month | | Year-To-Date

Description Of Service	Actual	Budget	Variance	Actual	Budget	Variance
D Southeastern Region						
12 Kentucky-American Water Co.						
0325 SC-SSC Location						
OPEX						
032572 SSC-Business Support Services						
032573 SSC-Planning & Reporting						
032574 SSC-Rates & Regulation						
032575 SSC-Cash Management						
032576 SSC-Facility Services						
032577 SSC-Utility Plant Accounting						
032578 SSC-Project Management						
032579 SSC-Employee Services						
032580 SSC-AWE						
Total: OPEX						
032084 SSC-Accounts Payable	5,243.11	5,243.11		24,227.86	24,227.86	
032505 SSC-Administration	5,943.85	5,943.85		34,925.20	34,925.20	
032570 SSC-General Accounting	7,305.69	7,305.69		39,672.11	39,672.11	
032571 SSC-Tax	3,509.17	3,509.17		16,990.34	16,990.34	
032572 SSC-Business Support Services	2,905.72	2,905.72		15,517.99	15,517.99	
032574 SSC-Rates & Regulation	3,101.43	3,101.43		16,170.87	16,170.87	
032575 SSC-Cash Management	4,971.72	4,971.72		25,537.93	25,537.93	
032577 SSC-Utility Plant Accounting	4,255.04	4,255.04		22,911.68	22,911.68	
032578 SSC-Project Management	758.31	758.31		4,211.35	4,211.35	
032579 SSC-Employee Services	5,847.97	5,847.97		30,261.51	30,261.51	
032580 SSC-AWE	111.73	111.73		2,141.03	2,141.03	
Total: CAPEX	43,953.74	43,953.74		232,567.87	232,567.87	
032084 SSC-Accounts Payable				636.23	636.23	
032505 SSC-Administration				1,873.04	1,873.04	
032560 SSC-Financial Reporting						
032570 SSC-General Accounting				795.74	795.74	
032571 SSC-Tax				221.02	221.02	
032572 SSC-Business Support Services				418.19	418.19	
032573 SSC-Planning & Reporting						
032574 SSC-Rates & Regulation				17,532.85	17,532.85	
032575 SSC-Cash Management				594.18	594.18	
032576 SSC-Facility Services						
032577 SSC-Utility Plant Accounting				545.69	545.69	
032578 SSC-Project Management				123.22	123.22	
032579 SSC-Employee Services				861.68	861.68	
032580 SSC-AWE				190.30	190.30	
Total: CAPEX				23,792.14	23,792.14	
Total: 0325 SC-SSC Location	43,953.74	43,953.74		256,360.01	256,360.01	
0326 SC-CORP Operations						
OPEX						

582150

American Water Works Company
Southeast Service Company Billing
Business Partner Report

6
6/09/09
15:14:18

Data Selection Values

Period: 04 Year: 09
Region: D Southeastern Region
Location: 0326 SC-CORP Operations

Business Partner: 12 Kentucky-American Water Co.

Month | | Year-To-Date

Description Of Service	Actual	Budget	Variance	Actual	Budget	Variance
D Southeastern Region						
12 Kentucky-American Water Co.						
0326 SC-CORP Operations						
OPEX						
032011 CORP-Chief Operating Officer	3,630.63		3,630.63	20,689.91		20,689.91
032016 CORP-Maintenance Services	698.23		698.23	3,475.56		3,475.56
032019 CORP-Operational Risk	2,256.38		2,256.38	12,523.87		12,523.87
032064 CORP-Operational Performance	1,778.26		1,778.26	9,685.15		9,685.15
032065 CORP-Asset Management	670.67		670.67	3,032.71		3,032.71
032066 CORP-Innov & Env Stewardship	4,457.14		4,457.14	19,721.65		19,721.65
033016 WE-Maintenance	633.51		633.51	2,518.52		2,518.52
033019 WE-Operational Risk	1.30		1.30	16.49		16.49
033516 CE-Maintenance	116.42		116.42	788.99		788.99
033519 CE-Operational Risk	656.17		656.17	1,502.30		1,502.30
035016 SE-Maintenance	8,998.46		8,998.46	47,723.28		47,723.28
035019 SE-Operational Risk	326.71		326.71	1,994.79		1,994.79
036516 NE-Maintenance	21.60		21.60	402.08		402.08
036519 NE-Operational Risk	.24		.24	46.49		46.49
036550 CORP-COE-Engineering	268.41		268.41	2,186.93		2,186.93
036551 CORP-COE-Technical Services	378.18		378.18	3,198.51		3,198.51
Total: OPEX	24,238.89		24,238.89	129,507.23		129,507.23
CAPEX						
032011 CORP-Chief Operating Officer	536.90		536.90	3,071.55		3,071.55
032016 CORP-Maintenance Services	10.47		10.47	58.04		58.04
032019 CORP-Operational Risk	145.21		145.21	1,715.35		1,715.35
032064 CORP-Operational Performance	921.78		921.78	5,032.50		5,032.50
032065 CORP-Asset Management	3,733.24		3,733.24	21,423.83		21,423.83
032066 CORP-Innov & Env Stewardship	4,756.59		4,756.59	16,081.37		16,081.37
033016 WE-Maintenance						
033019 WE-Operational Risk						
033516 CE-Maintenance	7.55		7.55	20.89		20.89
033519 CE-Operational Risk	6.56		6.56	16.37		16.37
035016 SE-Maintenance	18.40		18.40	820.93		820.93
035019 SE-Operational Risk	6.24		6.24	9.00		9.00
036516 NE-Maintenance						
036519 NE-Operational Risk	2.55		2.55	20.32		20.32
036550 CORP-COE-Engineering	24,515.75		24,515.75	89,198.13		89,198.13
036551 CORP-COE-Technical Services	5,099.01		5,099.01	26,325.24		26,325.24
Total: CAPEX	39,710.97		39,710.97	163,777.76		163,777.76
Total: 0326 SC-CORP Operations	63,949.86		63,949.86	293,284.99		293,284.99
0327 SC-CORP Finance						
OPEX						
032007 CORP-Finance	4,983.23		4,983.23	28,143.52		28,143.52
032017 CORP-Planning & Reporting	7,100.06		7,100.06	43,376.33		43,376.33
032027 CORP-Reporting & Compliance	6,829.07		6,829.07	44,825.78		44,825.78
032047 CORP-Income Tax	5,344.14		5,344.14	30,844.16		30,844.16

582150
 Data Selection Values
 Period: 04 Year: 09
 Region: D Southeastern Region
 Location: 0327 SC-CORP Finance

American Water Works Company
 Southeast Service Company Billing
 Business Partner Report

7
 6/09/09
 15:14:18

Business Partner: 12 Kentucky-American Water Co.

Month | | Year-To-Date

Description Of Service	Actual	Budget	Variance	Actual	Budget	Variance
D Southeastern Region						
12 Kentucky-American Water Co.						
0327 SC-CORP Finance						
OPEX						
032057 CORP-Treasury	4,892.84		4,892.84	24,525.98		24,525.98
033007 WE-Finance	36.17		36.17	934.97		934.97
033507 CE-Finance	160.30		160.30	1,259.65		1,259.65
035007 SE-Finance	34,154.29		34,154.29	261,256.86		261,256.86
036507 NE-Finance	5,169.08		5,169.08	8,637.75		8,637.75
Total: OPEX	68,596.84		68,596.84	443,805.00		443,805.00
CAPEX						
032007 CORP-Finance	14.52		14.52	288.59		288.59
032017 CORP-Planning & Reporting	11.80		11.80	352.08		352.08
032027 CORP-Reporting & Compliance	3.00		3.00	85.68		85.68
032047 CORP-Income Tax				601.49		601.49
032057 CORP-Treasury	15.32		15.32	261.74		261.74
033007 WE-Finance						
033507 CE-Finance	19.56		19.56	57.34		57.34
035007 SE-Finance	541.01		541.01	2,534.86		2,534.86
036507 NE-Finance				38.88		38.88
Total: CAPEX	605.21		605.21	4,220.66		4,220.66
Total: 0327 SC-CORP Finance	69,202.05		69,202.05	448,025.66		448,025.66
0328 SC-CORP Human Resources						
OPEX						
032002 CORP-HR Comp/Benefits	4,024.38		4,024.38	19,087.54		19,087.54
032003 CORP-HR Talent Development	2,006.96		2,006.96	9,258.40		9,258.40
032004 CORP-HR Labor Relations	1,013.01		1,013.01	6,034.92		6,034.92
032006 CORP-Business Center HR	2,427.30		2,427.30	12,628.35		12,628.35
032012 CORP-HR Strategic Staffing						
032013 CORP-HR Systems & Processes	2,682.54		2,682.54	9,347.31		9,347.31
032014 CORP-Benefits Service Center						
032018 CORP-Human Resources	2,113.22		2,113.22	19,504.23		19,504.23
032028 CORP-ED Human Resources	1,910.07		1,910.07	6,910.62		6,910.62
032038 CORP-WD Human Resources	1,277.75		1,277.75	4,817.11		4,817.11
033018 WE-Human Resources	12.85		12.85	5.16		5.16
033518 CE-Human Resources	152.67		152.67	656.95		656.95
034018 CCA-Human Resources	2,811.82		2,811.82	14,117.28		14,117.28
035018 SE-Human Resources	1,760.40		1,760.40	6,377.26		6,377.26
036518 NE-Human Resources	.50		.50	18.39		18.39
037018 CCP-Human Resources ODI						
Total: OPEX	22,166.77		22,166.77	108,763.52		108,763.52
032014 CORP-Benefits Service Center	3,476.16		3,476.16	18,510.85		18,510.85
Total:	3,476.16		3,476.16	18,510.85		18,510.85
CAPEX						
032002 CORP-HR Comp/Benefits	7.83		7.83	137.79		137.79

582150

American Water Works Company
Southeast Service Company Billing
Business Partner Report

8
6/09/09
15:14:18

Data Selection Values

Period: 04 Year: 09

Region: D Southeastern Region

Location: 0328 SC-CORP Human Resources

Business Partner: 12

Kentucky-American Water Co.

| Month | | Year-To-Date |

Description Of Service	Actual	Budget	Variance	Actual	Budget	Variance
D Southeastern Region						
12 Kentucky-American Water Co.						
0328 SC-CORP Human Resources						
CAPEX						
032003 CORP-HR Talent Development	11.10		11.10	65.35		65.35
032004 CORP-HR Labor Relations	2.01		2.01	39.85		39.85
032006 CORP-Business Center HR	3.46		3.46	111.13		111.13
032012 CORP-HR Strategic Staffing						
032013 CORP-HR Systems & Processes	4.86		4.86	76.78		76.78
032014 CORP-Benefits Service Center						
032018 CORP-Human Resources	1.42		1.42	517.88		517.88
032028 CORP-ED Human Resources	.08		.08	68.81		68.81
032038 CORP-WD Human Resources	17.82		17.82	1.40		1.40
033018 WE-Human Resources				82.56		82.56
033518 CE-Human Resources	2.67		2.67	7.79		7.79
034018 CCA-Human Resources	2.44		2.44	52.79		52.79
035018 SF-Human Resources	24.05		24.05	11.15		11.15
036518 NE-Human Resources				5.53		5.53
037018 CCP-Human Resources ODI						
Total: CAPEX	24.30		24.30	1,178.81		1,178.81
Total: 0328 SC-CORP Human Resources	25,667.23		25,667.23	128,453.18		128,453.18
0329 SC-CORP Legal						
OPEX						
032008 CORP-Legal Admin						
032015 CORP-Legal	9,432.66		9,432.66	43,138.35		43,138.35
033015 WE-Legal	6.53		6.53	39.24		39.24
033515 CE-Legal	69.71		69.71	554.01		554.01
035015 SE-Legal	17,710.00		17,710.00	90,254.67		90,254.67
036515 NE-Legal	8.45		8.45	22.81		22.81
Total: CAPEX	27,197.39		27,197.39	134,009.08		134,009.08
CAPEX						
032008 CORP-Legal Admin						
032015 CORP-Legal	25.80		25.80	429.81		429.81
033015 WE-Legal						
033515 CE-Legal	8.21		8.21	29.81		29.81
035015 SE-Legal	31.77		31.77	330.18		330.18
036515 NE-Legal				17.62		17.62
Total: CAPEX	65.78		65.78	807.42		807.42
Total: 0329 SC-CORP Legal	27,263.17		27,263.17	134,816.50		134,816.50
0337 SC-Corp IR						
OPEX						
032037 CORP-Investor Relations	1,732.22		1,732.22	7,602.11		7,602.11
Total: OPEX	1,732.22		1,732.22	7,602.11		7,602.11
CAPEX						
032037 CORP-Investor Relations	3.12		3.12	82.85		82.85
Total: CAPEX	3.12		3.12	82.85		82.85

582150

American Water Works Company
Southeast Service Company Billing
Business Partner Report

9
6/09/09
15:14:18

Data Selection Values

Period: 04 Year: 09
Region: D Southeastern Region
Location: 0340 SC-CSC Alton OH Location

Business Partner: 12 Kentucky-American Water Co.

Month	Year-To-Date

Description Of Service	Actual	Budget	Variance	Actual	Budget	Variance
D Southeastern Region						
12 Kentucky-American Water Co.						
0340 SC-CSC Alton OH Location						
OPEX						
Total: 0337 SC-Corp IR	1,735.34		1,735.34	7,684.96		7,684.96
0340 SC-CSC Alton OH Location						
OPEX						
034005 CCA-Administration	8,656.87		8,656.87	37,023.49		37,023.49
034070 CCA-Call Handling	27,309.79		27,309.79	152,715.01		152,715.01
034071 CCA-Billing	19,197.34		19,197.34	105,877.08		105,877.08
034072 CCA-Collections	4,601.30		4,601.30	32,005.25		32,005.25
034073 CCA-Operations & Performance	13,876.45		13,876.45	75,859.13		75,859.13
034074 CCA-Business Services	3,830.30		3,830.30	20,646.41		20,646.41
034075 CCA-Education & Development	3,068.80		3,068.80	18,661.99		18,661.99
Total: OPEX	80,540.85		80,540.85	442,788.36		442,788.36
CAPEX						
034005 CCA-Administration	34.16		34.16	71.51		71.51
034070 CCA-Call Handling	39.90		39.90	43.25		43.25
034071 CCA-Billing	298.39		298.39	360.75		360.75
034072 CCA-Collections	11.50		11.50	12.66		12.66
034073 CCA-Operations & Performance	35.96		35.96	44.78		44.78
034074 CCA-Business Services	6.02		6.02	6.66		6.66
034075 CCA-Education & Development	1.92		1.92	1.49		1.49
Total: CAPEX	427.85		427.85	541.10		541.10
Total: 0340 SC-CSC Alton OH Location	80,968.70		80,968.70	443,329.46		443,329.46
0345 SC-Belleville Lab Location						
OPEX						
034517 BVLAB-Water Quality						
Total: OPEX						
034517 BVLAB-Water Quality	15,694.02		15,694.02	86,621.96		86,621.96
Total: CAPEX	15,694.02		15,694.02	86,621.96		86,621.96
034517 BVLAB-Water Quality						
Total: CAPEX	15,694.02		15,694.02	86,621.96		86,621.96
Total: 0345 SC-Belleville Lab Location	15,694.02		15,694.02	86,621.96		86,621.96
0362 SC-CORP Property						

582150
 Data Selection Values
 Period: 04 Year: 09
 Region: D Southeastern Region
 Location: 0362 SC-CORP Property

American Water Works Company
 Southeast Service Company Billing
 Business Partner Report

10
 6/09/09
 15:14:18

Business Partner: 12 Kentucky-American Water Co.

Month | | Year-To-Date

Description Of Service	Actual	Budget	Variance	Actual	Budget	Variance
OPEX						
032042 CORP-1000 Voorhees Building	1,793.05		1,793.05	7,603.03		7,603.03
032046 CORP-3906 Church Road	1,320.50		1,320.50	7,275.00		7,275.00
032062 CORP-Building Services	19,309.30		19,309.30	103,319.34		103,319.34
032063 CORP-Building Services Woodcre	8,806.00		8,806.00	40,487.45		40,487.45
032090 CORP-Prop Mgmt Developmnet						
036576 NE-Building Services Woodcrest	2.88-		2.88-	.12-		.12-
Total: OPEX	31,225.97		31,225.97	158,684.70		158,684.70
CAPEX						
032042 CORP-1000 Voorhees Building	16.95		16.95	54.69		54.69
032046 CORP-3906 Church Road	4,676.85		4,676.85	21,999.16		21,999.16
032062 CORP-Building Services	277.42		277.42	3,971.49		3,971.49
032063 CORP-Building Services Woodcre				3,513.45		3,513.45
032090 CORP-Prop Mgmt Developmnet						
036576 NE-Building Services Woodcrest	4,971.22		4,971.22	1.56		1.56
Total: CAPEX	36,197.19		36,197.19	29,540.35		29,540.35
Total: 0362 SC-CORP Property				188,225.05		188,225.05
0363 SC-CORP Eastern Division Ops						
OPEX						
032023 CORP-Eastern Division Ops	21,901.56		21,901.56	108,282.94		108,282.94
035001 SE-Production						
035002 SE-Network	1,381.17		1,381.17	8,710.69		8,710.69
035003 SE-Customer Relations	19,287.49		19,287.49	108,531.05		108,531.05
035005 SE-Administration	13,299.12		13,299.12	68,083.91		68,083.91
035011 SE-Environmental Mgmt						
035014 SE-Engineering	652.64		652.64	3,989.21		3,989.21
036501 NE-Production	1.49-		1.49-	38.06		38.06
036502 NE-Network						
036503 NE-Customer Field Services						
036505 NE-Administration						
036511 NE-Environmental Mgmt						
036514 NE-Engineering						
036591 NE-SAP Conversion						
Total: OPEX	56,520.49		56,520.49	297,635.86		297,635.86
CAPEX						
032023 CORP-Eastern Division Ops	7.84		7.84	85.96		85.96
035001 SE-Production						
035002 SE-Network	14.04		14.04	136.28		136.28
035003 SE-Customer Relations	119.23		119.23	955.52		955.52
035005 SE-Administration	195.11		195.11	1,015.46		1,015.46
035011 SE-Environmental Mgmt						
035014 SE-Engineering	158.33		158.33	574.21		574.21
036501 NE-Production				51.45		51.45
036502 NE-Network						
036503 NE-Customer Field Services						
036505 NE-Administration						

Data Selection Values
 Period: 04 Year: 09
 Region: D Southeastern Region
 Location: 0363 SC-CORP Eastern Division Ops

Description Of Service	Month			Year-To-Date		
	Actual	Budget	Variance	Actual	Budget	Variance
D Southeastern Region						
12 Kentucky-American Water Co.						
0363 SC-CORP Eastern Division Ops						
CAPEX						
036511 NE-Environmental Mgmt	494.55		494.55	2,818.88		2,818.88
036514 NE-Engineering						
Total: CAPEX	494.55		494.55	2,818.88		2,818.88
Total: 0363 SC-CORP Eastern Division Ops	57,015.04		57,015.04	300,454.74		300,454.74
0364 SC-CORP Busn Transformation						
OPEX						
032040 CORP-Business Transformation	474.67		474.67	235.78		235.78
032051 CORP-Bsns Trans-Procure To Pay				99.17		99.17
032052 CORP-Bsns Trans-Recruit To Ret				180.15		180.15
032053 CORP-Bsns Trans-Record To Rpt				2.82		2.82
032054 CORP-Bsns Trans-Order To Cash				144.40		144.40
032055 CORP-Bsns Trans-Plan, Bld, Ret				109.66		109.66
032056 CORP-Bsns Trans-Ord To Compl				111.85		111.85
Total: OPEX	474.67		474.67	883.83		883.83
CAPEX						
032040 CORP-Business Transformation	5,224.94		5,224.94	46,682.15		46,682.15
032051 CORP-Bsns Trans-Procure To Pay	3,907.52		3,907.52	6,779.29		6,779.29
032052 CORP-Bsns Trans-Recruit To Ret	3,908.32		3,908.32	6,907.43		6,907.43
032053 CORP-Bsns Trans-Record To Rpt	3,906.23		3,906.23	7,113.40		7,113.40
032054 CORP-Bsns Trans-Order To Cash	3,907.47		3,907.47	6,774.65		6,774.65
032055 CORP-Bsns Trans-Plan, Bld, Ret	3,905.78		3,905.78	6,692.76		6,692.76
032056 CORP-Bsns Trans-Ord To Compl	3,907.67		3,907.67	7,208.81		7,208.81
Total: CAPEX	28,667.93		28,667.93	88,158.49		88,158.49
Total: 0364 SC-CORP Busn Transformation	29,142.60		29,142.60	89,042.32		89,042.32
0366 SC-Corp Western Division Ops						
OPEX						
032024 Corp-Western Division Ops	87.20-		87.20-	107.53		107.53
033001 WE-Production						
033002 WE-Network						
033003 WE-Customer Relations	.14		.14	23.45		23.45
033004 WE-Technical Services						
033005 WE-Administration	108.09		108.09	283.95		283.95
033006 WE-Service Delivery	51.90		51.90	26.10		26.10
033011 WE-Environmental Mgmt	2.53-		2.53-	.03		.03
033014 WE-Engineering	6.92		6.92	40.28		40.28
033028 WE-Asset Planning						
033501 CE-Production	8.90-		8.90-	3.62-		3.62-
033502 CE-Network	51.07		51.07	217.01		217.01
033503 CE-Customer Relations	172.38		172.38	868.11		868.11
033505 CE-Administration	566.53		566.53	1,971.37		1,971.37
033511 CE-Environmental Mgmt	28.84		28.84	116.80		116.80
033514 CE-Engineering	94.94		94.94	450.38		450.38

582150

American Water Works Company
Southeast Service Company Billing
Business Partner Report

12
6/09/09
15:14:18

Data Selection Values

Period: 04 Year: 09
Region: D Southeastern Region
Location: 0366 SC-Corp Western Division Ops

Business Partner: 12 Kentucky-American Water Co.

| Month | | Year-To-Date |

Description Of Service	Actual	Budget	Variance	Actual	Budget	Variance
D Southeastern Region						
12 Kentucky-American Water Co.						
0366 SC-Corp Western Division Ops						
CAPEX						
Total: OPEX	982.18		982.18	4,101.39		4,101.39
CAPEX						
032024 Corp-Western Division Ops	1.27-		1.27-	47.10		47.10
033001 WE-Production						
033002 WE-Network						
033003 WE-Customer Relations						
033004 WE-Technical Services						
033005 WE-Administration						
033011 WE-Environmental Mgmt						
033014 WE-Engineering						
033028 WE-Asset Planning						
033501 CE-Production	.85-		.85-	.52-		.52-
033502 CE-Network	5.53		5.53	13.47		13.47
033503 CE-Customer Relations	21.35		21.35	51.46		51.46
033505 CE-Administration	47.63		47.63	121.29		121.29
033511 CE-Environmental Mgmt	3.19		3.19	7.36		7.36
033514 CE-Engineering	277.04		277.04	293.75		293.75
Total: CAPEX	352.62		352.62	533.91		533.91
Total: 0366 SC-Corp Western Division Ops	1,334.80		1,334.80	4,635.30		4,635.30
0367 SC-Corp Regulated Ops						
OPEX						
032026 CORP-Regulated Ops	4,017.11		4,017.11	20,455.80		20,455.80
Total: OPEX	4,017.11		4,017.11	20,455.80		20,455.80
CAPEX						
032026 CORP-Regulated Ops	22.05		22.05	242.44		242.44
Total: CAPEX	22.05		22.05	242.44		242.44
Total: 0367 SC-Corp Regulated Ops	4,039.16		4,039.16	20,698.24		20,698.24
0369 SC-CORP Regulatory						
OPEX						
032050 CORP-Backfill Reg App	2.70		2.70	12.47		12.47
032069 CORP-Regulatory UFS	1,776.18		1,776.18	9,748.58		9,748.58
Total: OPEX	1,778.88		1,778.88	9,761.05		9,761.05
CAPEX						
032050 CORP-Backfill Reg App						
032069 CORP-Regulatory UFS						
Total: CAPEX	3.71		3.71	70.76		70.76
Total: 0369 SC-CORP Regulatory	3.71		3.71	70.58		70.58
0370 SC-CSC Pensacola OH Location	1,782.59		1,782.59	9,831.63		9,831.63
OPEX						
037005 CCP-Administration						
037070 CCP-Call Handling						
037071 CCP-Billing						

582150

American Water Works Company
Southeast Service Company Billing
Business Partner Report

13
6/09/09
15:14:18

Data Selection Values

Period: 04 Year: 09
Region: D Southeastern Region
Location: 0370 SC-CSC Pensacola OH Location
Business Partner: 12 Kentucky-American Water Co.

| Month | | Year-To-Date |

Description Of Service	Actual	Budget	Variance	Actual	Budget	Variance
D Southeastern Region						
12 Kentucky-American Water Co.						
0370 SC-CSC Pensacola OH Location						
OPEX						
037072 CCP-Collections						
037073 CCP-Operations and Support						
037074 CCP-Business Services						
037075 CCP-Education & Development						
Total: OPEX						
037005 CCP-Administration	3,543.90		3,543.90	13,436.64		13,436.64
037070 CCP-Call Handling	31,751.15		31,751.15	174,966.40		174,966.40
037073 CCP-Operations and Support	8,788.66		8,788.66	42,572.17		42,572.17
037075 CCP-Education & Development	2,134.75		2,134.75	9,256.62		9,256.62
Total: CAPEX	46,218.46		46,218.46	240,231.83		240,231.83
037005 CCP-Administration						
037070 CCP-Call Handling						
037071 CCP-Billing						
037072 CCP-Collections						
037073 CCP-Operations and Support						
037074 CCP-Business Services						
037075 CCP-Education & Development						
Total: CAPEX						
037005 CCP-Administration	3,543.90		3,543.90	13,436.64		13,436.64
037070 CCP-Call Handling	31,751.15		31,751.15	174,966.40		174,966.40
037073 CCP-Operations and Support	8,788.66		8,788.66	42,572.17		42,572.17
037075 CCP-Education & Development	2,134.75		2,134.75	9,256.62		9,256.62
Total: OPEX	46,218.46		46,218.46	240,231.83		240,231.83
032091 CORP-STEP Project						
CAPEX						
032091 CORP-STEP Project						
Total: CAPEX						
0375 SC-CSC Pensacola OH Location	46,218.46		46,218.46	240,231.83		240,231.83
0375 SC-STEP Project Location						
OPEX						
032091 CORP-STEP Project						
CAPEX						
032091 CORP-STEP Project						
Total: CAPEX						
0388 SC-STEP Project Location						
0388 SC-CORP Business Change						
OPEX						
032088 CORP-Business Change	2,439.18		2,439.18	4,774.52		4,774.52
Total: OPEX	2,439.18		2,439.18	4,774.52		4,774.52
CAPEX						
032088 CORP-Business Change						
Total: CAPEX						
0398 SC-CORP Business Change	2,439.18		2,439.18	4,774.52		4,774.52
0398 SC-CORP Other						
Total: OPEX	2,439.18		2,439.18	4,774.52		4,774.52
032000 CORP-Balance Sheet	226,711.27-		226,711.27-	105,291.86		105,291.86
Total:	226,711.27-		226,711.27-	105,291.86		105,291.86

Data Selection Values
Year: 09 Period: 05 Region: D Southeastern Region Business Partner: 12 Intercompany Settlement Co 12

Description Of Service	Hours	Payroll	Expenses	Total
Accounting	805.09	24,893.31	17,182.28	42,075.59
Administration	99.83	5,342.01	65,159.60	70,501.61
Audit	47.24	2,516.30	1,570.03	4,086.33
Communications	249.71	11,827.17	12,193.92	24,021.09
Legal	307.88	13,253.01	12,428.98	25,681.99
Engineering	1.33	106.35	956.98	1,063.33
Finance	854.52	42,309.81	76,491.47	118,801.28
Human Resources	329.16	12,067.34	12,727.40	24,794.74
Information Systems	707.34	30,902.07	88,487.49	119,389.56
Operations	850.33	50,744.77	44,031.84	94,776.61
Rates & Revenue	67.32	3,347.33	3,443.27	6,790.60
Risk Management	31.75	1,512.50	2,037.76	3,550.26
Water Quality	274.10	7,964.61	17,077.50	25,042.11
Customer Service	3,821.61	67,623.91	91,475.19	159,099.10
TOTAL:	8,447.21	274,410.49	445,263.71	719,674.20

TOTAL CURRENT MONTH CHARGES

719,674.20

LESS: PAYMENT-PRIOR EST. BILLING

732,444.14-

NET AMOUNT PAYABLE (RECEIVABLE)

12,769.94-

PLUS: EST. CURRENT MONTH BILLING

719,674.20

706,904.26

582150

American Water Works Company
Southeast Service Company Billing
Business Partner Report

1
6/09/09
15:32:00

Data Selection Values

Period: 05 Year: 09
Region: D Southeastern Region
Location: 0003 AW Service Co.

Business Partner: 12 Kentucky-American Water Co.

Description Of Service	Month		Year-To-Date		Variance
	Actual	Budget	Actual	Budget	
D Southeastern Region					
12 Kentucky-American Water Co.					
0003 AW Service Co.					
03001 BS Movements Co 3	62,402.94		62,402.94		62,402.94
Total:	62,402.94		62,402.94		62,402.94
03001 BS Movements Co 3					
Total:					
Total: 0003 AW Service Co.					
0320 SC-CORP Bus Develop					
OPEX					
032020 CORP-Corporate Bus Development	4,156.02		4,156.02		18,456.88
033020 WE-Business Development	3.13		3.13		54.97
033520 CE-Business Development	45.16		45.16		90.92
035020 SE-Business Development	11,877.22		11,877.22		64,960.59
036520 NE-Business Development	1.94		1.94		10.32
Total: OPEX	16,077.21		16,077.21		83,573.68
CAPEX					
032020 CORP-Corporate Bus Development	19.14		19.14		221.37
033020 WE-Business Development	.88		.88		4.83
033520 CE-Business Development	40.33		40.33		168.14
035020 SE-Business Development	60.35		60.35		394.33
036520 NE-Business Development	16,137.56		16,137.56		83,968.01
Total: CAPEX	4,077.36		4,077.36		18,923.99
Total: 0320 SC-CORP Bus Develop	4,077.36		4,077.36		18,923.99
0321 SC-CORP Audit					
OPEX					
032060 CORP-Audit	8.97		8.97		86.67
Total: OPEX	8.97		8.97		86.67
CAPEX					
032060 CORP-Audit	4,086.33		4,086.33		19,010.66
Total: CAPEX	4,086.33		4,086.33		19,010.66
Total: 0321 SC-CORP External Affairs					
OPEX					
032022 CORP-Government Affairs	1,376.49		1,376.49		7,161.82
032025 CORP-External Affairs	2,604.77		2,604.77		12,594.15
032068 CORP-Marketing	4,843.54		4,843.54		19,528.46
032085 CORP-External Communications	2,585.56		2,585.56		14,368.11
032086 CORP-Internal Communications	799.68		799.68		5,028.27
032087 CORP-Corp Social Resp	263.93		263.93		3,098.58
033025 WE-External Affairs	2.79		2.79		35.90
033525 CE-External Affairs	107.62		107.62		230.49
035025 SE-External Affairs	11,890.09		11,890.09		60,908.16
036525 NE-External Affairs	6.97		6.97		27.12

582150

American Water Works Company
Southeast Service Company Billing
Business Partner Report

2
6/09/09
15:32:00

Data Selection Values

Period: 05 Year: 09
Region: D Southeastern Region
Location: 0322 SC-CORP External Affairs
Business Partner: 12 Kentucky-American Water Co.

	Month	Variance	Actual	Budget	Year-To-Date	Variance
--	-------	----------	--------	--------	--------------	----------

Description Of Service

	Actual	Budget	Variance	Actual	Budget	Variance
D Southeastern Region						
12 Kentucky-American Water Co.						
0322 SC-CORP External Affairs						
CAPEX						
Total: OPEX	23,953.58	23,953.58		122,981.06	122,981.06	
CAPEX						
032022 CORP-Government Affairs	4.06	4.06	4.06	43.85	43.85	
032025 CORP-External Affairs	17.52	17.52	17.52	145.03	145.03	
032068 CORP-Marketing	7.33	7.33	7.33	70.35	70.35	
032085 CORP-External Communications	.36	.36	.36	49.40	49.40	
032086 CORP-Internal Communications	2.12	2.12	2.12	21.15	21.15	
033025 CORP-Corp Social Resp	2.58	2.58	2.58	10.52	10.52	
033525 CE-External Affairs	2.22	2.22	2.22	14.07	14.07	
035025 SE-External Affairs	31.32	31.32	31.32	126.38	126.38	
036525 NE-External Affairs	67.51	67.51	67.51	486.54	486.54	
Total: CAPEX	67.51	67.51	67.51	486.54	486.54	
Total: 0322 SC-CORP External Affairs	24,021.09	24,021.09	24,021.09	123,467.60	123,467.60	
0323 SC-Supply Chain Location						
OPEX						
032009 CORP-Supply Chain-Pass Thru						
032010 CORP-Supply Chain-Sourcing						
033010 WE-Supply Chain						
033510 CE-Supply Chain						
035010 SE-Supply Chain						
036510 NE-Supply Chain						
Total: OPEX						
032009 CORP-Supply Chain-Pass Thru	5,816.87	5,816.87	5,816.87	3,522.78	3,522.78	
032010 CORP-Supply Chain-Sourcing	.47	.47	.47	29,452.78	29,452.78	
033010 WE-Supply Chain	112.81	112.81	112.81	1.39	1.39	
033510 CE-Supply Chain	1,546.36	1,546.36	1,546.36	449.57	449.57	
035010 SE-Supply Chain	7,476.51	7,476.51	7,476.51	9,087.89	9,087.89	
036510 NE-Supply Chain	6,861.75	6,861.75	6,861.75	50.22	50.22	
Total: CAPEX	7,476.51	7,476.51	7,476.51	38,937.89	38,937.89	
CAPEX						
032009 CORP-Supply Chain-Pass Thru						
032010 CORP-Supply Chain-Sourcing						
033010 WE-Supply Chain						
033510 CE-Supply Chain						
035010 SE-Supply Chain						
036510 NE-Supply Chain						
Total: CAPEX						
Total: 0323 SC-Supply Chain Location	15,062.40	15,062.40	15,062.40	13.02	13.02	
0324 SC-ITS Location						
OPEX						
032009 CORP-Supply Chain-Pass Thru	6,861.75	6,861.75	6,861.75	32,405.25	32,405.25	
032010 CORP-Supply Chain-Sourcing	85.19	85.19	85.19	391.53	391.53	
033010 WE-Supply Chain	638.95	638.95	638.95	2,761.31	2,761.31	
033510 CE-Supply Chain	7,585.89	7,585.89	7,585.89	159.77	159.77	
035010 SE-Supply Chain	15,062.40	15,062.40	15,062.40	35,730.88	35,730.88	
036510 NE-Supply Chain	74,668.77	74,668.77	74,668.77	74,668.77	74,668.77	
Total: CAPEX	7,585.89	7,585.89	7,585.89	35,730.88	35,730.88	
Total: 0323 SC-Supply Chain Location	15,062.40	15,062.40	15,062.40	74,668.77	74,668.77	
0324 SC-ITS Location						
OPEX						

582150

American Water Works Company
Southeast Service Company Billing
Business Partner Report

3
6/09/09
15:32:00

Data Selection Values

Period: 05 Year: 09
Region: D Southeastern Region
Location: 0324 SC-ITS Location

Business Partner: 12 Kentucky-American Water Co.

Month	Variance	Actual	Budget	Year-To-Date	Variance
-------	----------	--------	--------	--------------	----------

Description Of Service	Actual	Budget	Variance	Actual	Budget	Variance
D						
12						
12						
0324						
OPEX						
032030						
032031						
032032						
032033						
032034						
032035						
032071						
032072						
032073						
032074						
032075						
032076						
032077						
032078						
032079						
032080						
032081						
032082						
032083						
032093						
033031						
033531						
035031						
036531						
Total: OPEX						
032030	612.75	612.75		2,991.69	2,991.69	
032031	3,835.48	3,835.48		15,677.69	15,677.69	
032032	3,458.56	3,458.56		14,845.87	14,845.87	
032033	744.80	744.80		4,566.11	4,566.11	
032034	8.43	8.43		8,375.15	8,375.15	
032035	2,400.88	2,400.88		5,790.27	5,790.27	
032071	6,917.95	6,917.95		4,735.97	4,735.97	
032072	3,510.67	3,510.67		16,908.22	16,908.22	
032073	883.39	883.39		6,786.06	6,786.06	
032074	38,845.89	38,845.89		111,480.48	111,480.48	
032075	13,582.61	13,582.61		76,532.83	76,532.83	
032076	10,600.51	10,600.51		53,150.43	53,150.43	
032077	3,332.29	3,332.29		15,578.60	15,578.60	
032078	1,666.65	1,666.65		10,039.55	10,039.55	
032079	4,438.65	4,438.65		31,846.99	31,846.99	
032080	5,271.54	5,271.54		28,117.22	28,117.22	

582150
4
6/09/09
15:32:00

American Water Works Company
Southeast Service Company Billing
Business Partner Report

Business Partner: 12 Kentucky-American Water Co.

Data Selection Values
Period: 05 Year: 09
Region: D Southeastern Region
Location: 0324 SC-ITS Location

Description Of Service	Month		Year-To-Date		Variance
	Actual	Budget	Actual	Budget	
D Southeastern Region					
12 Kentucky-American Water Co.					
0324 SC-ITS Location					
032081 CORP-ITS-BAD-Quality&Methodlgy	2,134.97		11,760.72		11,760.72
032082 CORP-ITS-BAD-Customer Facing	3,037.28		14,318.63		14,318.63
032083 CORP-ITS-BAD-Field Svc Apps	4,353.86		15,557.84		15,557.84
032093 CORP-ITS-Architecture	3,485.26		17,641.96		17,641.96
033531 CP-Western CS & S	4,165.11		10,057.65		10,057.65
035031 SP-ITS Client Relations	800.60		1,856.17		1,856.17
036531 NE-Eastern CS & S	601.36		17,111.33		17,111.33
Total:	118,689.49		486,255.49		486,255.49
CAPEX					
032030 CORP-ITS Client Rel Admin	1.40		8.48		8.48
032031 CORP-Service Desk	8.00		49.61		49.61
032032 CORP-ITS-BAD-Core Shared	4.68		41.08		41.08
032033 Chg Ctrl & Desktop Automation	1.59		11.02		11.02
032034 CORP-ITS Appl Adm & Security			9.53		9.53
032035 CORP-ITS Sec Arch & Strategy			8.89		8.89
032071 CORP-ITS Admin	7.57		28.55		28.55
032072 CORP-ITS PMO	197.33		1,261.71		1,261.71
032073 CORP-ITS Infra/Oper Admin	2.16		12.51		12.51
032074 CORP-ITS Production	256.56		794.04		794.04
032075 CORP-Enterprise Server	59.81		341.32		341.32
032076 CORP-Communications	14.34		125.80		125.80
032077 CORP-ITS Security Operations	4.59		27.37		27.37
032078 CORP-ITS Adm Business Appl Dev	4.07		25.64		25.64
032079 CORP-ITS-BAD-Middle Office App	17.92		113.08		113.08
032080 CORP-ITS-BAD-Back Office Apps	18.90		98.69		98.69
032081 CORP-ITS-BAD-Quality&Methodlgy	2.36		15.64		15.64
032082 CORP-ITS-BAD-Customer Facing	3.69		21.15		21.15
032083 CORP-ITS-BAD-Field Svc Apps	13.51		57.01		57.01
032093 CORP-ITS-Architecture	45.20		229.31		229.31
033031 WE-ITS Client Relations	13.04		64.32		64.32
033531 CP-Western CS & S	17.92		22.14		22.14
035031 SE-ITS Client Relations	5.43		386.87		386.87
036531 NE-Eastern CS & S	700.07		3,753.76		3,753.76
Total: CAPEX	119,389.56		490,009.25		490,009.25
Total: 0324 SC-ITS Location					
0325 SC-SSC Location					
OPEX					
032084 SSC-Accounts Payable					
032505 SSC-Administration					
032560 SSC-Financial Reporting					
032570 SSC-General Accounting					
032571 SSC-Tax					

582150

American Water Works Company
Southeast Service Company Billing
Business Partner Report

5
6/09/09
15:32:00

Data Selection Values
Period: 05 Year: 09

Region: D Southeastern Region
Location: 0325 SC-SSC Location

Business Partner: 12 Kentucky-American Water Co.

Month	Variance	Actual	Budget	Year-To-Date	Variance
-------	----------	--------	--------	--------------	----------

Description Of Service	Actual	Budget	Variance	Actual	Budget	Variance
D Southeastern Region						
12 Kentucky-American Water Co.						
0325 SC-SSC Location						
OPEX						
032572 SSC-Business Support Services	5,759.25	47,101.09	5,759.25	24,227.86	24,227.86	
032573 SSC-Planning & Reporting	6,150.79	18.95	6,150.79	34,925.20	34,925.20	
032574 SSC-Rates & Regulation	7,004.38	18.95	7,004.38	39,672.11	39,672.11	
032575 SSC-Cash Management	3,739.34	18.95	3,739.34	16,990.34	16,990.34	
032576 SSC-Facility Services	3,625.16	18.95	3,625.16	15,517.99	15,517.99	
032577 SSC-Utility Plant Accounting	4,353.35	18.95	4,353.35	16,170.87	16,170.87	
032578 SSC-Project Management	5,120.11	18.95	5,120.11	25,537.93	25,537.93	
032579 SSC-Employee Services	4,639.88	18.95	4,639.88	22,911.68	22,911.68	
032580 SSC-AWE	893.86	18.95	893.86	4,211.35	4,211.35	
Total: OPEX	5,403.23	18.95	5,403.23	30,261.51	30,261.51	
	411.74	18.95	411.74	2,141.03	2,141.03	
	47,101.09	18.95	47,101.09	232,567.87	232,567.87	
CAPEX						
032084 SSC-Accounts Payable	12.32	12.32	12.32	636.23	636.23	
032505 SSC-Administration	18.95	18.95	18.95	1,873.04	1,873.04	
032560 SSC-Financial Reporting	11.78	11.78	11.78	795.74	795.74	
032570 SSC-General Accounting	5.32	5.32	5.32	221.02	221.02	
032571 SSC-Tax	7.96	7.96	7.96	418.19	418.19	
032572 SSC-Business Support Services	310.87	310.87	310.87	17,532.85	17,532.85	
032573 SSC-Planning & Reporting	12.33	12.33	12.33	594.18	594.18	
032574 SSC-Rates & Regulation	8.65	8.65	8.65	545.69	545.69	
032575 SSC-Cash Management	2.28	2.28	2.28	123.22	123.22	
032576 SSC-Facility Services	14.09	14.09	14.09	861.68	861.68	
032577 SSC-Utility Plant Accounting	3.21	3.21	3.21	190.30	190.30	
032578 SSC-Project Management	407.76	407.76	407.76	23,792.14	23,792.14	
032579 SSC-Employee Services	47,508.85	47,508.85	47,508.85	256,360.01	256,360.01	
032580 SSC-AWE						
Total: CAPEX	47,508.85	47,508.85	47,508.85	256,360.01	256,360.01	
Total: OPEX						
0326 SC-CORP Operations						

582150

American Water Works Company
Southeast Service Company Billing
Business Partner Report

6/09/09
15:32:00

Data Selection Values

Period: 05 Year: 09
Region: D Southeastern Region
Location: 0326 SC-CORP Operations

Business Partner: 12 Kentucky-American Water Co.

Description Of Service	Month			Year-To-Date		
	Actual	Budget	Variance	Actual	Budget	Variance
D Southeastern Region						
12 Kentucky-American Water Co.						
0326 SC-CORP Operations						
OPEX						
032011 CORP-Chief Operating Officer	4,130.54		4,130.54	20,689.91		20,689.91
032016 CORP-Maintenance Services	596.91		596.91	3,475.56		3,475.56
032019 CORP-Operational Risk	2,538.16		2,538.16	12,523.87		12,523.87
032064 CORP-Operational Performance	1,912.50		1,912.50	9,685.15		9,685.15
032065 CORP-Asset Management	221.15		221.15	3,032.71		3,032.71
032066 CORP-Innov & Env Stewardship	3,064.38		3,064.38	19,721.65		19,721.65
033016 WE-Maintenance	465.61		465.61	2,518.52		2,518.52
033019 WE-Operational Risk	1.31		1.31	16.49		16.49
033516 CE-Maintenance	160.14		160.14	788.99		788.99
033519 CE-Operational Risk	682.01		682.01	1,502.30		1,502.30
035016 SE-Maintenance	9,674.08		9,674.08	47,723.28		47,723.28
035019 SE-Operational Risk	117.83		117.83	1,994.79		1,994.79
036516 NE-Maintenance	6.28		6.28	402.08		402.08
036519 NE-Operational Risk	7.80		7.80	46.49		46.49
036550 CORP-COE-Engineering	382.02		382.02	2,186.93		2,186.93
036551 CORP-COE-Technical Services	596.43		596.43	3,198.51		3,198.51
Total: OPEX	24,557.15		24,557.15	129,507.23		129,507.23
CAPEX						
032011 CORP-Chief Operating Officer	522.40		522.40	3,071.55		3,071.55
032016 CORP-Maintenance Services	13.34		13.34	58.04		58.04
032019 CORP-Operational Risk	197.51		197.51	1,715.35		1,715.35
032064 CORP-Operational Performance	1,210.05		1,210.05	5,032.50		5,032.50
032065 CORP-Asset Management	4,653.08		4,653.08	21,423.83		21,423.83
032066 CORP-Innov & Env Stewardship	4,962.22		4,962.22	16,081.37		16,081.37
033016 WE-Maintenance						
033019 WE-Operational Risk						
033516 CE-Maintenance	3.12		3.12	20.89		20.89
033519 CE-Operational Risk	2.48		2.48	16.37		16.37
035016 SE-Maintenance	328.69		328.69	820.93		820.93
035019 SE-Operational Risk	.62		.62	9.00		9.00
036516 NE-Maintenance				2.24		2.24
036519 NE-Operational Risk	2.54		2.54	20.32		20.32
036550 CORP-COE-Engineering	19,667.51		19,667.51	89,198.13		89,198.13
036551 CORP-COE-Technical Services	4,054.06		4,054.06	26,325.24		26,325.24
Total: CAPEX	35,617.62		35,617.62	163,777.76		163,777.76
Total: 0326 SC-CORP Operations	60,174.77		60,174.77	293,284.99		293,284.99
0327 SC-CORP Finance						
OPEX						
032007 CORP-Finance	6,461.23		6,461.23	28,143.52		28,143.52
032017 CORP-Planning & Reporting	7,502.26		7,502.26	43,376.33		43,376.33
032027 CORP-Reporting & Compliance	6,803.58		6,803.58	44,825.78		44,825.78
032047 CORP-Income Tax	5,101.97		5,101.97	30,844.16		30,844.16

Business Partner: 12 Kentucky-American Water Co.

Data Selection Values
 Period: 05 Year: 09
 Region: D Southeastern Region
 Location: 0327 SC-CORP Finance

Description Of Service	Month			Year-To-Date		
	Actual	Budget	Variance	Actual	Budget	Variance
D Southeastern Region						
12 Kentucky-American Water Co.						
0327 SC-CORP Finance						
OPEX						
032057 CORP-Treasury	4,813.74		4,813.74	24,525.98		24,525.98
033007 WE-Finance	78.94		78.94	934.97		934.97
033507 CE-Finance	419.89		419.89	1,259.65		1,259.65
035007 SE-Finance	55,035.31		55,035.31	261,256.86		261,256.86
036507 NE-Finance	1,258.65		1,258.65	8,637.75		8,637.75
Total: OPEX	87,475.57		87,475.57	443,805.00		443,805.00
CAPEX						
032007 CORP-Finance	30.62		30.62	288.59		288.59
032017 CORP-Planning & Reporting	27.45		27.45	352.08		352.08
032027 CORP-Reporting & Compliance	7.86		7.86	85.68		85.68
032047 CORP-Income Tax	8.19		8.19	601.49		601.49
032057 CORP-Treasury	13.83		13.83	261.74		261.74
033007 WE-Finance		8.94	8.94	57.34		57.34
033507 CE-Finance	384.68		384.68	2,534.86		2,534.86
035007 SE-Finance				38.88		38.88
036507 NE-Finance				4,220.66		4,220.66
Total: CAPEX	481.57		481.57	4,220.66		4,220.66
Total: 0327 SC-CORP Finance	87,957.14		87,957.14	448,025.66		448,025.66
0328 SC-CORP Human Resources						
OPEX						
032002 CORP-HR Comp/Benefits	4,046.61		4,046.61	19,087.54		19,087.54
032003 CORP-HR Talent Development	2,245.02		2,245.02	9,258.40		9,258.40
032004 CORP-HR Labor Relations	1,272.82		1,272.82	6,034.92		6,034.92
032006 CORP-Business Center HR	2,025.48		2,025.48	12,628.35		12,628.35
032012 CORP-HR Strategic Staffing		1,599.69	1,599.69	9,347.31		9,347.31
032013 CORP-HR Systems & Processes						
032014 CORP-Benefits Service Center						
032018 CORP-Human Resources	2,153.56		2,153.56	19,504.23		19,504.23
032028 CORP-ED Human Resources	5,000.55		5,000.55	6,910.62		6,910.62
032038 CORP-WD Human Resources	1,692.20		1,692.20	4,817.11		4,817.11
033018 WE-Human Resources	.20		.20	5.16		5.16
033518 CE-Human Resources	136.74		136.74	656.95		656.95
034018 CCA-Human Resources	2,703.45		2,703.45	14,117.28		14,117.28
035018 SE-Human Resources	2,013.51		2,013.51	6,377.26		6,377.26
036518 NE-Human Resources				18.39		18.39
037018 CCP-Human Resources ODI						
Total: OPEX	20,862.81		20,862.81	108,763.52		108,763.52
032014 CORP-Benefits Service Center	3,836.87		3,836.87	18,510.85		18,510.85
Total: CAPEX	3,836.87		3,836.87	18,510.85		18,510.85
032002 CORP-HR Comp/Benefits	13.71		13.71	137.79		137.79

Data Selection Values

Period: 05 Year: 09
Region: D Southeastern Region
Location: 0328 SC-CORP Human Resources

Business Partner: 12 Kentucky-American Water Co.

Month | | Year-To-Date

Description Of Service	Actual	Budget	Variance	Actual	Budget	Variance
D Southeastern Region						
12 Kentucky-American Water Co.						
0328 SC-CORP Human Resources						
CAPEX						
032003 CORP-HR Talent Development	9.86		9.86	65.35		65.35
032004 CORP-HR Labor Relations	6.33		6.33	39.85		39.85
032006 CORP-Business Center HR	7.64		7.64	111.13		111.13
032012 CORP-HR Strategic Staffing						
032013 CORP-HR Systems & Processes	8.37		8.37	76.78		76.78
032014 CORP-Benefits Service Center	9.46		9.46	517.88		517.88
032018 CORP-Human Resources	8.71		8.71	68.81		68.81
032028 CORP-ED Human Resources	1.32		1.32	1.40		1.40
032038 CORP-WD Human Resources	23.33		23.33	82.56		82.56
033018 WE-Human Resources						
033518 CE-Human Resources	.89		.89	7.79		7.79
034018 CCA-Human Resources				52.79		52.79
035018 SE-Human Resources	5.44		5.44	11.15		11.15
036518 NE-Human Resources				5.53		5.53
037018 CCP-Human Resources ODI						
Total: CAPEX	95.06		95.06	1,178.81		1,178.81
Total: 0328 SC-CORP Human Resources	24,794.74		24,794.74	128,453.18		128,453.18
0329 SC-CORP Legal						
OPEX						
032008 CORP-Legal Admin						
032015 CORP-Legal	8,316.90		8,316.90	43,138.35		43,138.35
033015 WE-Legal	3.26		3.26	39.24		39.24
033515 CE-Legal	242.35		242.35	554.01		554.01
035015 SE-Legal	16,986.04		16,986.04	90,254.67		90,254.67
036515 NE-Legal				22.81		22.81
Total: OPEX	25,548.55		25,548.55	134,009.08		134,009.08
CAPEX						
032008 CORP-Legal Admin						
032015 CORP-Legal	40.70		40.70	429.81		429.81
033015 WE-Legal						
033515 CE-Legal	5.13		5.13	29.81		29.81
035015 SE-Legal	87.61		87.61	330.18		330.18
036515 NE-Legal				17.62		17.62
Total: CAPEX	133.44		133.44	807.42		807.42
Total: 0329 SC-CORP Legal	25,681.99		25,681.99	134,816.50		134,816.50
0337 SC-Corp IR						
OPEX						
032037 CORP-Investor Relations	1,355.54		1,355.54	7,602.11		7,602.11
Total: OPEX	1,355.54		1,355.54	7,602.11		7,602.11
CAPEX						
032037 CORP-Investor Relations	9.13		9.13	82.85		82.85
Total: CAPEX	9.13		9.13	82.85		82.85

582150

American Water Works Company
Southeast Service Company Billing
Business Partner Report

9
6/09/09
15:32:00

Data Selection Values

Period: 05 Year: 09

Region: D Southeastern Region

Location: 0340 SC-CSC Alton OH Location

Business Partner: 12

Kentucky-American Water Co.

		Month	Year-To-Date	
			Budget	Variance

Description Of Service	Actual	Budget	Variance	Actual	Budget	Variance
------------------------	--------	--------	----------	--------	--------	----------

D Southeastern Region						
12 Kentucky-American Water Co.						
0340 SC-CSC Alton OH Location						
OPEX						
Total: 0337 SC-Corp IR	1,364.67		1,364.67	7,684.96		7,684.96
0340 SC-CSC Alton OH Location						
OPEX						
034005 CCA-Administration						
034070 CCA-Call Handling						
034071 CCA-Billing						
034072 CCA-Collections						
034073 CCA-Operations & Performance						
034074 CCA-Business Services						
034075 CCA-Education & Development						
Total: OPEX						

034005 CCA-Administration	7,838.92		7,838.92	37,023.49		37,023.49
034070 CCA-Call Handling	30,335.10		30,335.10	152,715.01		152,715.01
034071 CCA-Billing	20,293.37		20,293.37	105,877.08		105,877.08
034072 CCA-Collections	7,526.51		7,526.51	32,005.25		32,005.25
034073 CCA-Operations & Performance	14,150.74		14,150.74	75,859.13		75,859.13
034074 CCA-Business Services	4,205.35		4,205.35	20,646.41		20,646.41
034075 CCA-Education & Development	3,658.16		3,658.16	18,661.99		18,661.99
Total: CAPEX	88,008.15		88,008.15	442,788.36		442,788.36
034005 CCA-Administration						
034070 CCA-Call Handling						
034071 CCA-Billing						
034072 CCA-Collections						
034073 CCA-Operations & Performance						
034074 CCA-Business Services						
034075 CCA-Education & Development						
Total: CAPEX						
Total: 0340 SC-CSC Alton OH Location	88,008.15		88,008.15	442,788.36		442,788.36
0345 SC-Belleville Lab Location						
OPEX						
034517 BVLAB-Water Quality						
Total: OPEX						

034517 BVLAB-Water Quality						
Total:	16,966.14		16,966.14	86,621.96		86,621.96
CAPEX						
034517 BVLAB-Water Quality						
Total: CAPEX						
Total: 0345 SC-Belleville Lab Location	16,966.14		16,966.14	86,621.96		86,621.96
0362 SC-CORP Property						
Total:	16,966.14		16,966.14	86,621.96		86,621.96

Data Selection Values
 Period: 05 Year: 09
 Region: D Southeastern Region
 Location: 0362 SC-CORP Property

Business Partner: 12 Kentucky-American Water Co.

Description Of Service	Month				Year-To-Date	Variance
	Actual	Budget	Variance	Actual		
OPEX						
032042 CORP-1000 Voorhees Building	1,408.77		1,408.77	7,603.03		7,603.03
032046 CORP-3906 Church Road	1,496.56		1,496.56	7,275.00		7,275.00
032062 CORP-Building Services	24,451.13		24,451.13	103,319.34		103,319.34
032063 CORP-Building Services Woodcove	8,875.58		8,875.58	40,487.45		40,487.45
032090 CORP-Prop Mgmt Development				.12-		.12-
036576 NE-Building Services Woodcrest	36,232.04		36,232.04	158,684.70		158,684.70
Total: OPEX						
CAPEX						
032042 CORP-1000 Voorhees Building	9.73		9.73	54.69		54.69
032046 CORP-3906 Church Road	4,063.41		4,063.41	21,999.16		21,999.16
032062 CORP-Building Services	374.44		374.44	3,971.49		3,971.49
032063 CORP-Building Services Woodcove	67.58		67.58	3,513.45		3,513.45
032090 CORP-Prop Mgmt Development				1.56		1.56
036576 NE-Building Services Woodcrest	4,515.16		4,515.16	29,540.35		29,540.35
Total: CAPEX	40,747.20		40,747.20	188,225.05		188,225.05
Total: 0362 SC-CORP Property						
0363 SC-CORP Eastern Division Ops						
OPEX						
032023 CORP-Eastern Division Ops	23,656.43		23,656.43	108,282.94		108,282.94
035001 SE-Production						
035002 SE-Network	1,625.47		1,625.47	8,710.69		8,710.69
035003 SE-Customer Relations	20,328.62		20,328.62	108,531.05		108,531.05
035005 SE-Administration	12,209.55		12,209.55	68,083.91		68,083.91
035011 SE-Environmental Mgmt						
035014 SE-Engineering	726.43		726.43	3,989.21		3,989.21
036501 NE-Production				38.06		38.06
036502 NE-Network						
036503 NE-Customer Field Services						
036505 NE-Administration						
036511 NE-Environmental Mgmt						
036514 NE-Engineering						
036591 NE-SAP Conversion						
Total: OPEX	58,546.50		58,546.50	297,635.86		297,635.86
CAPEX						
032023 CORP-Eastern Division Ops	7.18		7.18	85.96		85.96
035001 SE-Production						
035002 SE-Network	33.09		33.09	136.28		136.28
035003 SE-Customer Relations	232.24		232.24	955.52		955.52
035005 SE-Administration	257.63		257.63	1,015.46		1,015.46
035011 SE-Environmental Mgmt						
035014 SE-Engineering	136.85		136.85	574.21		574.21
036501 NE-Production				51.45		51.45
036502 NE-Network						
036503 NE-Customer Field Services						
036505 NE-Administration						

582150

American Water Works Company
Southeast Service Company Billing
Business Partner Report

11
6/09/09
15:32:00

Data Selection Values

Period: 05 Year: 09

Region: D Southeastern Region

Location: 0363 SC-CORP Eastern Division Ops

Business Partner: 12

Kentucky-American Water Co.

	Month	Variance	Actual	Budget	Year-To-Date	Variance
--	-------	----------	--------	--------	--------------	----------

Description Of Service	Actual	Budget	Variance	Actual	Budget	Variance
D Southeastern Region						
12 Kentucky-American Water Co.						
0363 SC-CORP Eastern Division Ops						
CAPEX						
036511 NE-Environmental Mgmt						
036514 NE-Engineering						
Total: CAPEX	666.99		666.99	2,818.88		2,818.88
Total: 0363 SC-CORP Eastern Division Ops	59,213.49		59,213.49	300,454.74		300,454.74
0364 SC-CORP Busn Transformation						
OPEX						
032040 CORP-Busn Transformation	364.68-		364.68-	235.78		235.78
032051 CORP-Bsns Trans-Procure To Pay	99.17		99.17	99.17		99.17
032052 CORP-Bsns Trans-Recruit To Ret	180.15		180.15	180.15		180.15
032053 CORP-Bsns Trans-Record To Rpt	2.82		2.82	2.82		2.82
032054 CORP-Bsns Trans-Order To Cash	144.40		144.40	144.40		144.40
032055 CORP-Bsns Trans-Plan, Bld, Ret	109.66		109.66	109.66		109.66
032056 CORP-Bsns Trans-Ord To Compl	111.85		111.85	111.85		111.85
Total: OPEX	283.37		283.37	883.83		883.83
CAPEX						
032040 CORP-Busn Transformation	6,030.31		6,030.31	46,682.15		46,682.15
032051 CORP-Bsns Trans-Procure To Pay	2,871.77		2,871.77	6,779.29		6,779.29
032052 CORP-Bsns Trans-Recruit To Ret	2,999.11		2,999.11	6,907.43		6,907.43
032053 CORP-Bsns Trans-Record To Rpt	3,207.17		3,207.17	7,113.40		7,113.40
032054 CORP-Bsns Trans-Order To Cash	2,867.18		2,867.18	6,774.65		6,774.65
032055 CORP-Bsns Trans-Plan, Bld, Ret	2,786.98		2,786.98	6,692.76		6,692.76
032056 CORP-Bsns Trans-Ord To Compl	3,301.14		3,301.14	7,208.81		7,208.81
Total: CAPEX	24,063.66		24,063.66	88,158.49		88,158.49
Total: 0364 SC-CORP Busn Transformation	24,347.03		24,347.03	89,042.32		89,042.32
OPEX						
032024 Corp-Western Division Ops	21.45		21.45	107.53		107.53
033001 WE-Production						
033002 WE-Network						
033003 WE-Customer Relations	4.71		4.71	23.45		23.45
033004 WE-Technical Services						
033005 WE-Administration	17.91		17.91	283.95		283.95
033006 WE-Service Delivery	2.92		2.92	26.10		26.10
033011 WE-Environmental Mgmt	.25		.25	.03		.03
033014 WE-Engineering	3.94		3.94	40.28		40.28
033028 WE-Asset Planning						
033501 CE-Production	1.16		1.16	3.62-		3.62-
033502 CE-Network	95.83		95.83	217.01		217.01
033503 CE-Customer Relations	367.37		367.37	868.11		868.11
033505 CE-Administration	658.45		658.45	1,971.37		1,971.37
033511 CE-Environmental Mgmt	48.10		48.10	116.80		116.80
033514 CE-Engineering	192.02		192.02	450.38		450.38

582150

American Water Works Company
Southeast Service Company Billing
Business Partner Report

12
6/09/09
15:32:00

Data Selection Values

Period: 05 Year: 09

Region: D Southeastern Region

Location: 0366 SC-Corp Western Division Ops

Business Partner: 12 Kentucky-American Water Co.

Description Of Service	Month		Year-To-Date		Variance
	Actual	Budget	Actual	Budget	
D Southeastern Region					
12 Kentucky-American Water Co.					
0366 SC-Corp Western Division Ops					
CAPEX					
Total: OPEX	1,414.11		4,101.39		4,101.39
CAPEX					
032024 Corp-Western Division Ops	.34		47.10		47.10
033001 WE-Production					
033002 WE-Network					
033003 WE-Customer Relations					
033004 WE-Technical Services					
033005 WE-Administration					
033011 WE-Environmental Mgmt					
033014 WE-Engineering					
033028 WE-Asset Planning					
033501 CE-Production	.02		.52-		.52-
033502 CE-Network	2.04		13.47		13.47
033503 CE-Customer Relations	7.60		51.46		51.46
033505 CE-Administration	13.98		121.29		121.29
033511 CE-Environmental Mgmt	1.02		7.36		7.36
033514 CE-Engineering	4.09		293.75		293.75
Total: CAPEX	29.09		533.91		533.91
Total: 0366 SC-Corp Western Division Ops	1,443.20		4,635.30		4,635.30
0367 SC-Corp Regulated Ops					
OPEX					
032026 CORP-Regulated Ops	4,193.12		20,455.80		20,455.80
Total: OPEX	4,193.12		20,455.80		20,455.80
CAPEX					
032026 CORP-Regulated Ops	29.62		242.44		242.44
Total: CAPEX	29.62		242.44		242.44
Total: 0367 SC-Corp Regulated Ops	4,222.74		20,698.24		20,698.24
0369 SC-CORP Regulatory					
OPEX					
032050 CORP-Backfill Reg App	1.74		12.47		12.47
032069 CORP-Regulatory UFS	2,117.78		9,748.58		9,748.58
Total: OPEX	2,119.52		9,761.05		9,761.05
CAPEX					
032050 CORP-Backfill Reg App					
032069 CORP-Regulatory UFS	6.86		70.76		70.76
Total: CAPEX	6.86		70.58		70.58
Total: 0369 SC-CORP Regulatory	2,126.38		9,831.63		9,831.63
0370 SC-CSC Pensacola OH Location					
OPEX					
037005 CCP-Administration					
037070 CCP-Call Handling					
037071 CCP-Billing					

582150 American Water Works Company 13
 Southeast Service Company Billing 6/09/09
 Business Partner Report 15:32:00

Data Selection Values
 Period: 05 Year: 09
 Region: D Southeastern Region
 Location: 0370 SC-CSC Pensacola OH Location

Business Partner: 12 Kentucky-American Water Co.

Description Of Service	Month			Year-To-Date		
	Actual	Budget	Variance	Actual	Budget	Variance
D Southeastern Region						
12 Kentucky-American Water Co.						
0370 SC-CSC Pensacola OH Location						
OPEX						
037072 CCP-Collections				13,436.64		13,436.64
037073 CCP-Operations and Support				174,966.40		174,966.40
037074 CCP-Business Services				42,572.17		42,572.17
037075 CCP-Education & Development				9,256.62		9,256.62
Total: OPEX	3,483.43	3,483.43		240,231.83	240,231.83	
037005 CCP-Administration	3,483.43	3,483.43		13,436.64		13,436.64
037070 CCP-Call Handling	34,669.40	34,669.40		174,966.40		174,966.40
037073 CCP-Operations and Support	9,916.54	9,916.54		42,572.17		42,572.17
037075 CCP-Education & Development	2,081.04	2,081.04		9,256.62		9,256.62
Total: CAPEX	50,150.41	50,150.41		240,231.83	240,231.83	
037005 CCP-Administration	50,150.41	50,150.41		240,231.83		240,231.83
037070 CCP-Call Handling						
037071 CCP-Billing						
037072 CCP-Collections						
037073 CCP-Operations and Support						
037074 CCP-Business Services						
037075 CCP-Education & Development						
Total: CAPEX	50,150.41	50,150.41		240,231.83	240,231.83	
0375 SC-STEP Project Location						
OPEX						
032091 CORP-STEP Project						
CAPEX						
032091 CORP-STEP Project						
Total: CAPEX						
0388 SC-CORP Business Change						
OPEX						
032088 CORP-Business Change	1,647.28	1,647.28		4,774.52		4,774.52
Total: OPEX	1,647.28	1,647.28		4,774.52	4,774.52	
032088 CORP-Business Change	1,647.28	1,647.28		4,774.52		4,774.52
Total: CAPEX						
0398 SC-CORP Other						
Total: CAPEX	167,694.80	167,694.80		105,291.86	105,291.86	
0398 SC-CORP Other	167,694.80	167,694.80		105,291.86	105,291.86	
Total: CORP-Balance Sheet	167,694.80	167,694.80		105,291.86	105,291.86	

Data Selection Values
Year: 09 Period: 06

Region: D Southeastern Region

Business Partner: 12

Intercompany Settlement Co 12

Description Of Service	Hours	Payroll	Expenses	Total
Accounting	1,315.94	27,927.97	22,843.60	50,771.57
Administration	160.06	5,154.07	64,472.96	69,627.03
Audit	69.28	2,686.60	1,768.45	4,455.05
Communications	394.42	15,067.25	17,556.34	32,623.59
Legal	495.50	17,695.35	14,569.87	32,265.22
Engineering	2.09-	450.94-	1,320.47	869.53
Finance	1,353.50	49,510.98	76,773.20	126,284.18
Human Resources	482.87	24,822.99	17,718.02	42,541.01
Information Systems	1,087.87	32,607.66	90,926.61	123,534.27
Operations	1,470.51	75,613.18	59,156.82	134,770.00
Rates & Revenue	90.21	2,734.69	3,531.86	6,266.55
Risk Management	66.24	1,862.02	2,790.15	4,652.17
Water Quality	416.15	8,054.91	19,109.76	27,164.67
Customer Service	5,601.12	63,717.40	97,479.57	161,196.97
TOTAL:	13,001.58	327,004.13	490,017.68	817,021.81

TOTAL CURRENT MONTH CHARGES

817,021.81

LESS: PAYMENT-PRIOR EST. BILLING

719,674.20-

NET AMOUNT PAYABLE (RECEIVABLE)

97,347.61

PLUS: EST. CURRENT MONTH BILLING

817,021.81

914,369.42

582150

American Water Works Company
Southeast Service Company Billing
Business Partner Report

1
8/03/09
13:27:26

Data Selection Values

Period: 06 Year: 09
Region: D Southeastern Region
Location: 0003 AW Service Co.

Business Partner: 12 Kentucky-American Water Co.

Description Of Service	Month			Year-To-Date		
	Actual	Budget	Variance	Actual	Budget	Variance
D Southeastern Region						
12 Kentucky-American Water Co.						
0003 AW Service Co.						
Total:	110,117.55	110,117.55	110,117.55	4,825.69	4,825.69	4,825.69
03001 BS Movements Co 3	110,117.55	110,117.55	110,117.55	4,825.69	4,825.69	4,825.69
Total:	110,117.55	110,117.55	110,117.55	4,825.69	4,825.69	4,825.69
03001 BS Movements Co 3						
Total:						
Total: 0003 AW Service Co.						
0320 SC-CORP Bus Develop						
OPEX						
032020 CORP-Corporate Bus Development	2,042.21	2,042.21	2,042.21	20,499.09	20,499.09	20,499.09
033020 WE-Business Development	78.17	78.17	78.17	133.14	133.14	133.14
033520 CE-Business Development	63.54	63.54	63.54	154.46	154.46	154.46
035020 SE-Business Development	16,908.79	16,908.79	16,908.79	81,869.38	81,869.38	81,869.38
036520 NE-Business Development	.17-	.17-	.17-	10.15	10.15	10.15
Total: OPEX	19,092.54	19,092.54	19,092.54	102,666.22	102,666.22	102,666.22
CAPEX						
032020 CORP-Corporate Bus Development	33.54	33.54	33.54	254.91	254.91	254.91
033020 WE-Business Development	.76-	.76-	.76-	4.07	4.07	4.07
033520 CE-Business Development	80.43	80.43	80.43	248.57	248.57	248.57
035020 SE-Business Development	80.43	80.43	80.43	.01-	.01-	.01-
036520 NE-Business Development	113.21	113.21	113.21	507.54	507.54	507.54
Total: CAPEX	19,205.75	19,205.75	19,205.75	103,173.76	103,173.76	103,173.76
Total: 0320 SC-CORP Bus Develop						
0321 SC-CORP Audit						
OPEX						
032060 CORP-Audit	4,439.52	4,439.52	4,439.52	23,363.51	23,363.51	23,363.51
Total: OPEX	4,439.52	4,439.52	4,439.52	23,363.51	23,363.51	23,363.51
CAPEX						
032060 CORP-Audit	15.53	15.53	15.53	102.20	102.20	102.20
Total: CAPEX	15.53	15.53	15.53	102.20	102.20	102.20
Total: 0321 SC-CORP Audit						
0322 SC-CORP External Affairs						
OPEX						
032022 CORP-Government Affairs	1,398.75	1,398.75	1,398.75	8,560.57	8,560.57	8,560.57
032025 CORP-External Affairs	2,993.35	2,993.35	2,993.35	15,587.50	15,587.50	15,587.50
032068 CORP-Marketing	3,902.32	3,902.32	3,902.32	23,430.78	23,430.78	23,430.78
032085 CORP-External Communications	2,651.65	2,651.65	2,651.65	17,019.76	17,019.76	17,019.76
032086 CORP-Internal Communications	1,315.99	1,315.99	1,315.99	6,344.26	6,344.26	6,344.26
032087 CORP-Corp Social Resp	3,493.55	3,493.55	3,493.55	6,592.13	6,592.13	6,592.13
033025 WE-External Affairs	125.60	125.60	125.60	161.50	161.50	161.50
033525 CE-External Affairs	178.11	178.11	178.11	408.60	408.60	408.60
035025 SE-External Affairs	16,321.94	16,321.94	16,321.94	77,230.10	77,230.10	77,230.10
036525 NE-External Affairs	125.12	125.12	125.12	152.24	152.24	152.24

582150

American Water Works Company
Southeast Service Company Billing
Business Partner Report

2
8/03/09
13:27:26

Data Selection Values

Period: 06 Year: 09

Region: D Southeastern Region

Location: 0322 SC-CORP External Affairs

Business Partner: 12

Kentucky-American Water Co.

Description Of Service	Month		Year-To-Date	
	Actual	Budget	Variance	Actual

D Southeastern Region						
12 Kentucky-American Water Co.						
0322 SC-CORP External Affairs						
CAPEX						
Total: OPEX	32,506.38		32,506.38	155,487.44		155,487.44

CAPEX						
032022 CORP-Government Affairs	5.99		5.99	49.84		49.84
032025 CORP-External Affairs	31.09		31.09	176.12		176.12
032068 CORP-Marketing	11.93		11.93	82.28		82.28
032085 CORP-External Communications	8.02		8.02	57.42		57.42
032086 CORP-Internal Communications	3.32		3.32	24.47		24.47
032087 CORP-Corp Social Resp	4.55		4.55	15.07		15.07
033025 WE-External Affairs	2.20		2.20	11.87		11.87
033525 CE-External Affairs	55.55		55.55	181.93		181.93
035025 SE-External Affairs	1.04		1.04	4.75		4.75
036525 NE-External Affairs	117.21		117.21	603.75		603.75
Total: CAPEX	32,623.59		32,623.59	156,091.19		156,091.19
Total: 0322 SC-CORP External Affairs						
0323 SC-Supply Chain Location						
OPEX						

032009 CORP-Supply Chain-Pass Thru	3.78		3.78	.26		.26
032010 CORP-Supply Chain-Sourcing	5,206.04		5,206.04	34,658.82		34,658.82
033010 WE-Supply Chain	23.07		23.07	24.46		24.46
033510 CE-Supply Chain	173.94		173.94	623.51		623.51
035010 SE-Supply Chain	1,627.54		1,627.54	10,715.43		10,715.43
036510 NE-Supply Chain	.22		.22	50.00		50.00
Total:	7,034.59		7,034.59	45,972.48		45,972.48
CAPEX						

032009 CORP-Supply Chain-Pass Thru	20.45		20.45	33.47		33.47
032010 CORP-Supply Chain-Sourcing	10,418.86		10,418.86	42,824.11		42,824.11
033010 WE-Supply Chain	160.11		160.11	551.64		551.64
033510 CE-Supply Chain	985.14		985.14	3,746.45		3,746.45
035010 SE-Supply Chain	28.04		28.04	131.73		131.73
036510 NE-Supply Chain	11,556.52		11,556.52	47,287.40		47,287.40
Total: CAPEX	18,591.11		18,591.11	93,259.88		93,259.88
Total: 0323 SC-Supply Chain Location						
0324 SC-ITS Location						
OPEX						

Business Partner: 12 Kentucky-American Water Co.

Business Partner: 12

Data Selection Values
 Period: 06 Year: 09
 Region: D Southeastern Region
 Location: 0324 SC-ITS Location

Month | | Year-To-Date

Description Of Service	Actual	Budget	Variance	Actual	Budget	Variance
D Southeastern Region						
12 Kentucky-American Water Co.						
0324 SC-ITS Location						
OPEX						
032030 CORP-ITS Client Rel Admin						
032031 CORP-Service Desk						
032032 CORP-ITS-BAD-Core Shared						
032033 Chg Ctrl & Desktop Automation						
032034 CORP-ITS Appl Adm & Security						
032035 CORP-ITS Sec Arch & Strategy						
032071 CORP-ITS Admin						
032072 CORP-ITS PMO						
032073 CORP-ITS Infra/Oper Admin						
032074 CORP-ITS Production						
032075 CORP-Enterprise Server						
032076 CORP-Communications						
032077 CORP-ITS Security Operations						
032078 CORP-ITS Adm Business Appl Dev						
032079 CORP-ITS-BAD-Middle Office App						
032080 CORP-ITS-BAD-Back Office Apps						
032081 CORP-ITS-BAD-Quality&Methodlogy						
032082 CORP-ITS-BAD-Customer Facing						
032083 CORP-ITS-BAD-Field Svc Apps						
032093 CORP-ITS-Architecture						
033031 WE-ITS Client Relations						
033531 CE-Western CS & S						
035031 SE-ITS Client Relations						
036531 NE-Eastern CS & S						
Total: OPEX						
032030 CORP-ITS Client Rel Admin	783.12		783.12	3,774.81		3,774.81
032031 CORP-Service Desk	3,880.11		3,880.11	19,557.80		19,557.80
032032 CORP-ITS-BAD-Core Shared	5,438.43		5,438.43	20,284.30		20,284.30
032033 Chg Ctrl & Desktop Automation	702.36		702.36	5,268.47		5,268.47
032034 CORP-ITS Appl Adm & Security	5.38		5.38	8,380.53		8,380.53
032035 CORP-ITS Sec Arch & Strategy	227.01		227.01	6,017.28		6,017.28
032071 CORP-ITS Admin	6,729.70		6,729.70	1,993.73		1,993.73
032072 CORP-ITS PMO	3,868.26		3,868.26	20,776.48		20,776.48
032073 CORP-ITS Infra/Oper Admin	1,014.92		1,014.92	7,800.98		7,800.98
032074 CORP-ITS Production	36,446.67		36,446.67	147,927.15		147,927.15
032075 CORP-Enterprise Server	13,793.11		13,793.11	90,325.94		90,325.94
032076 CORP-Communications	10,125.48		10,125.48	63,275.91		63,275.91
032077 CORP-ITS Security Operations	3,434.98		3,434.98	19,013.58		19,013.58
032078 CORP-ITS Adm Business Appl Dev	950.00		950.00	10,989.55		10,989.55
032079 CORP-ITS-BAD-Middle Office App	708.13		708.13	32,555.12		32,555.12
032080 CORP-ITS-BAD-Back Office Apps	4,703.30		4,703.30	32,820.52		32,820.52

582150 American Water Works Company⁴ 8/03/09
 Southeast Service Company Billing 13:27:26
 Business Partner Report
 Data Selection Values
 Period: 06 Year: 09
 Region: D Southeastern Region Business Partner: 12 Kentucky-American Water Co.
 Location: 0324 SC-ITS Location

Description Of Service	Month		Year-To-Date		Variance
	Actual	Budget	Actual	Budget	
D Southeastern Region					
12 Kentucky-American Water Co.					
0324 SC-ITS Location					
032081 CORP-ITS-BAD-Quality&Methodlgy	1,845.24		13,605.96		13,605.96
032082 CORP-ITS-BAD-Customer Facing	3,359.44		17,678.07		17,678.07
032083 CORP-ITS-BAD-Field Svc Apps	8,013.03		23,570.87		23,570.87
032093 CORP-ITS-Architecture	3,097.21		20,739.17		20,739.17
033531 CE-Western CS & S	12,541.62		22,599.27		22,599.27
035031 SE-ITS Client Relations	912.56		2,768.73		2,768.73
035531 NE-Eastern CS & S	719.01		17,830.34		17,830.34
Total:	123,299.07		609,554.56		609,554.56
CAPEX					
032030 CORP-ITS Client Rel Admin	.38		8.86		8.86
032031 CORP-Service Desk	2.33		51.94		51.94
032032 CORP-ITS-BAD-Core Shared	6.96		48.04		48.04
032033 Chg Ctrl & Desktop Automation	.47		11.49		11.49
032034 CORP-ITS Appl Adm & Security			9.53		9.53
032035 CORP-ITS Sec Arch & Strategy	.47		9.36		9.36
032071 CORP-ITS Admin	.03		28.58		28.58
032072 CORP-ITS PMO	2.58		1,264.29		1,264.29
032073 CORP-ITS Infra/Oper Admin	.58		13.09		13.09
032074 CORP-ITS Production	70.47		864.51		864.51
032075 CORP-Enterprise Server	14.69		356.01		356.01
032076 CORP-Communications	8.00		133.80		133.80
032077 CORP-ITS Security Operations	1.38		28.75		28.75
032078 CORP-ITS Adm Business Appl Dev	.33-		25.31		25.31
032079 CORP-ITS-BAD-Middle Office App	4.22-		108.86		108.86
032080 CORP-ITS-BAD-Back Office Apps	4.48		103.17		103.17
032081 CORP-ITS-BAD-Quality&Methodlgy	.69		16.33		16.33
032082 CORP-ITS-BAD-Customer Facing	1.32		22.47		22.47
032083 CORP-ITS-BAD-Field Svc Apps	10.59		67.60		67.60
032093 CORP-ITS-Architecture	75.40		304.71		304.71
033031 WE-ITS Client Relations	4.19-		60.13		60.13
033531 CE-Western CS & S	34.64		56.78		56.78
035031 SE-ITS Client Relations	8.48		395.35		395.35
035531 NE-Eastern CS & S					
Total: CAPEX	235.20		3,988.96		3,988.96
Total: 0324	123,534.27		613,543.52		613,543.52
0325 SC-SSC Location					
OPEX					
032084 SSC-Accounts Payable					
032505 SSC-Administration					
032560 SSC-Financial Reporting					
032570 SSC-General Accounting					
032571 SSC-Tax					

582150

American Water Works Company
Southeast Service Company Billing
Business Partner Report

5
8/03/09
13:27:26

Data Selection Values

Period: 06 Year: 09
Region: D Southeastern Region
Location: 0325 SC-SSC Location

Business Partner: 12 Kentucky-American Water Co.

Month | | Year-To-Date

Description Of Service	Actual	Budget	Variance	Actual	Budget	Variance
D						
Southeastern Region						
Kentucky-American Water Co.						
0325 SC-SSC Location						
OPEX						
032572 SSC-Business Support Services						
032573 SSC-Planning & Reporting						
032574 SSC-Rates & Regulation						
032575 SSC-Cash Management						
032576 SSC-Facility Services						
032577 SSC-Utility Plant Accounting						
032578 SSC-Project Management						
032579 SSC-Employee Services						
032580 SSC-AWE						
Total: OPEX						
032084 SSC-Accounts Payable	5,803.34		5,803.34	30,031.20		30,031.20
032505 SSC-Administration	6,996.63		6,996.63	41,921.83		41,921.83
032570 SSC-General Accounting	10,051.34		10,051.34	49,723.45		49,723.45
032571 SSC-Tax	3,624.02		3,624.02	20,614.36		20,614.36
032572 SSC-Business Support Services	3,762.87		3,762.87	19,280.86		19,280.86
032574 SSC-Rates & Regulation	3,418.39		3,418.39	19,589.26		19,589.26
032575 SSC-Cash Management	6,493.07		6,493.07	32,031.00		32,031.00
032577 SSC-Utility Plant Accounting	5,102.76		5,102.76	28,014.44		28,014.44
032578 SSC-Project Management	959.42		959.42	5,170.77		5,170.77
032579 SSC-Employee Services	7,007.99		7,007.99	37,269.50		37,269.50
032580 SSC-AWE	470.60		470.60	2,611.63		2,611.63
Total: CAPEX	53,690.43		53,690.43	286,258.30		286,258.30
CAPEX						
032084 SSC-Accounts Payable	25.86		25.86	662.09		662.09
032505 SSC-Administration	37.52		37.52	1,910.56		1,910.56
032560 SSC-Financial Reporting						
032570 SSC-General Accounting	26.87		26.87	822.61		822.61
032571 SSC-Tax	11.62		11.62	232.64		232.64
032572 SSC-Business Support Services	16.99		16.99	435.18		435.18
032573 SSC-Planning & Reporting						
032574 SSC-Rates & Regulation	760.07		760.07	18,292.92		18,292.92
032575 SSC-Cash Management	26.59		26.59	620.77		620.77
032576 SSC-Facility Services						
032577 SSC-Utility Plant Accounting	18.54		18.54	564.23		564.23
032578 SSC-Project Management	4.88		4.88	128.10		128.10
032579 SSC-Employee Services	29.84		29.84	891.52		891.52
032580 SSC-AWE	7.68		7.68	197.98		197.98
Total: CAPEX	966.46		966.46	24,758.60		24,758.60
Total: 0325 SC-SSC Location	54,656.89		54,656.89	311,016.90		311,016.90
0326 SC-CORP Operations						
OPEX						

Data Selection Values

Period: 06 Year: 09
Region: D Southeastern Region
Location: 0326 SC-CORP Operations

Business Partner: 12 Kentucky-American Water Co.

Description Of Service	Month		Year-To-Date		Variance	Budget	Actual	Variance	Budget	Actual	Variance
	Actual	Budget	Actual	Budget							
D Southeastern Region											
12 Kentucky-American Water Co.											
OPEX SC-CORP Operations											
032011 CORP-Chief Operating Officer	4,675.62		25,365.53		4,675.62		25,365.53		4,675.62		25,365.53
032016 CORP-Maintenance Services	711.21		4,186.77		711.21		4,186.77		711.21		4,186.77
032019 CORP-Operational Risk	2,252.06		14,775.93		2,252.06		14,775.93		2,252.06		14,775.93
032064 CORP-Operational Performance	2,097.64		11,782.79		2,097.64		11,782.79		2,097.64		11,782.79
032065 CORP-Asset Management	323.51		3,356.22		323.51		3,356.22		323.51		3,356.22
032066 CORP-Innov & Env Stewardship	3,888.21		23,609.86		3,888.21		23,609.86		3,888.21		23,609.86
033016 WE-Maintenance	112.82		2,631.34		112.82		2,631.34		112.82		2,631.34
033019 WE-Operational Risk	47.99		64.48		47.99		64.48		47.99		64.48
033516 CE-Maintenance	996.83		1,785.82		996.83		1,785.82		996.83		1,785.82
033519 CE-Operational Risk	1,655.97		3,158.27		1,655.97		3,158.27		1,655.97		3,158.27
035016 SE-Maintenance	10,576.03		58,299.31		10,576.03		58,299.31		10,576.03		58,299.31
035019 SE-Operational Risk	131.62		2,126.41		131.62		2,126.41		131.62		2,126.41
036516 NE-Maintenance	72.26		474.34		72.26		474.34		72.26		474.34
036519 NE-Operational Risk	243.07		289.56		243.07		289.56		243.07		289.56
036550 CORP-COB-Engineering	380.61		2,567.54		380.61		2,567.54		380.61		2,567.54
036551 CORP-COB-Technical Services	441.92		3,640.43		441.92		3,640.43		441.92		3,640.43
Total: OPEX	28,607.37		158,114.60		28,607.37		158,114.60		28,607.37		158,114.60
CAPEX											
032011 CORP-Chief Operating Officer	1,138.89		4,210.44		1,138.89		4,210.44		1,138.89		4,210.44
032016 CORP-Maintenance Services	26.73		84.77		26.73		84.77		26.73		84.77
032019 CORP-Operational Risk	322.00		2,037.35		322.00		2,037.35		322.00		2,037.35
032064 CORP-Operational Performance	1,920.32		6,952.82		1,920.32		6,952.82		1,920.32		6,952.82
032065 CORP-Asset Management	5,773.05		27,196.88		5,773.05		27,196.88		5,773.05		27,196.88
032066 CORP-Innov & Env Stewardship	7,035.37		23,116.74		7,035.37		23,116.74		7,035.37		23,116.74
033016 WE-Maintenance											
033019 WE-Operational Risk											
033516 CE-Maintenance	3.09-		17.80		3.09-		17.80		3.09-		17.80
033519 CE-Operational Risk	2.33-		13.98		2.33-		13.98		2.33-		13.98
035016 SE-Maintenance	1,263.76		2,084.69		1,263.76		2,084.69		1,263.76		2,084.69
035019 SE-Operational Risk	1.59		7.41-		1.59		7.41-		1.59		7.41-
036516 NE-Maintenance	.35-		1.89		.35-		1.89		.35-		1.89
036519 NE-Operational Risk	.26		20.58		.26		20.58		.26		20.58
036550 CORP-COB-Engineering	34,526.96		123,725.09		34,526.96		123,725.09		34,526.96		123,725.09
036551 CORP-COB-Technical Services	6,119.55		32,444.79		6,119.55		32,444.79		6,119.55		32,444.79
Total: CAPEX	58,122.65		221,900.41		58,122.65		221,900.41		58,122.65		221,900.41
Total: 0326 SC-CORP Operations	86,730.02		380,015.01		86,730.02		380,015.01		86,730.02		380,015.01
OPEX SC-CORP Finance											
032007 CORP-Finance	6,596.14		34,739.66		6,596.14		34,739.66		6,596.14		34,739.66
032017 CORP-Planning & Reporting	6,790.04		50,166.37		6,790.04		50,166.37		6,790.04		50,166.37
032027 CORP-Reporting & Compliance	6,976.35		51,802.13		6,976.35		51,802.13		6,976.35		51,802.13
032047 CORP-Income Tax	12,899.79		43,743.95		12,899.79		43,743.95		12,899.79		43,743.95

582150

American Water Works Company
Southeast Service Company Billing
Business Partner Report

7
8/03/09
13:27:26

Data Selection Values

Period: 06 Year: 09

Region: D Southeastern Region

Location: 0327 SC-CORP Finance

Business Partner: 12 Kentucky-American Water Co.

| Month | | Year-To-Date |

Description Of Service	Actual	Budget	Variance	Actual	Budget	Variance
D Southeastern Region						
12 Kentucky-American Water Co.						
0327 SC-CORP Finance						
OPEX						
032057 CORP-Treasury	9,275.01		9,275.01	33,800.99		33,800.99
033007 WE-Finance	3,768.70		3,768.70	4,703.67		4,703.67
033507 CE-Finance	720.94		720.94	1,980.59		1,980.59
035007 SE-Finance	47,187.47		47,187.47	308,444.33		308,444.33
036507 NE-Finance	4,392.48		4,392.48	13,030.23		13,030.23
Total: OPEX	98,606.92		98,606.92	542,411.92		542,411.92
CAPEX						
032007 CORP-Finance	41.05		41.05	329.64		329.64
032017 CORP-Planning & Reporting	41.11		41.11	393.19		393.19
032027 CORP-Reporting & Compliance	12.07		12.07	97.75		97.75
032047 CORP-Income Tax	16.17		16.17	617.66		617.66
032057 CORP-Treasury	40.79		40.79	302.53		302.53
033007 WE-Finance	8.83		8.83	48.51		48.51
033507 CE-Finance	714.98		714.98	3,249.84		3,249.84
035007 SE-Finance	7.62		7.62	31.26		31.26
036507 NE-Finance	849.72		849.72	5,070.38		5,070.38
Total: CAPEX	99,456.64		99,456.64	547,482.30		547,482.30
Total: 0327 SC-CORP Finance						
0328 SC-CORP Human Resources						
OPEX						
032002 CORP-HR Comp/Benefits	4,676.83		4,676.83	23,764.37		23,764.37
032003 CORP-HR Talent Development	1,931.99		1,931.99	11,190.39		11,190.39
032004 CORP-HR Labor Relations	1,168.58		1,168.58	7,203.50		7,203.50
032006 CORP-Business Center HR	2,149.75		2,149.75	14,778.10		14,778.10
032012 CORP-HR Strategic Staffing						
032013 CORP-HR Systems & Processes	1,850.46		1,850.46	11,197.77		11,197.77
032014 CORP-Benefits Service Center						
032018 CORP-Human Resources	2,630.17		2,630.17	22,134.40		22,134.40
032028 CORP-ED Human Resources	19,566.57		19,566.57	26,477.19		26,477.19
032038 CORP-WD Human Resources	1,755.62		1,755.62	6,572.73		6,572.73
033018 WE-Human Resources	1.42		1.42	6.58		6.58
033518 CE-Human Resources	76.97		76.97	733.92		733.92
034018 CCA-Human Resources	2,496.74		2,496.74	16,614.02		16,614.02
035018 SE-Human Resources	173.11		173.11	6,550.37		6,550.37
036518 NE-Human Resources	13.56		13.56	4.83		4.83
037018 CCP-Human Resources ODI						
Total: OPEX	38,464.65		38,464.65	147,228.17		147,228.17
032014 CORP-Benefits Service Center	3,938.18		3,938.18	22,449.03		22,449.03
Total: CAPEX	3,938.18		3,938.18	22,449.03		22,449.03
032002 CORP-HR Comp/Benefits	21.03		21.03	158.82		158.82

582150 American Water Works Company 8
 Southeast Service Company Billing 8/03/09
 Business Partner Report 13:27:26

Data Selection Values
 Period: 06 Year: 09
 Region: D Southeastern Region
 Location: 0328 SC-CORP Human Resources

Business Partner: 12 Kentucky-American Water Co.

Description Of Service	Month		Year-To-Date		Variance
	Actual	Budget	Actual	Budget	
D Southeastern Region					
12 Kentucky-American Water Co.					
0328 SC-CORP Human Resources					
CAPEX					
032003 CORP-HR Talent Development	17.84		83.19		83.19
032004 CORP-HR Labor Relations	5.27		45.12		45.12
032006 CORP-Business Center HR	12.96		124.09		124.09
032012 CORP-HR Strategic Staffing					
032013 CORP-HR Systems & Processes	11.02		87.80		87.80
032014 CORP-Benefits Service Center	20.49		538.37		538.37
032018 CORP-Human Resources	10.28		79.09		79.09
032028 CORP-ED Human Resources	3.31		4.71		4.71
032038 CORP-WD Human Resources	41.05		123.61		123.61
033018 WF-Human Resources					
033518 CF-Human Resources	.58-		7.21		7.21
034018 CCA-Human Resources	4.60-		48.19		48.19
035018 SE-Human Resources			11.15		11.15
036518 NE-Human Resources	.11		5.64		5.64
037018 CCF-Human Resources ODI					
Total: CAPEX	138.18		1,316.99		1,316.99
Total: 0328 SC-CORP Human Resources	42,541.01		170,994.19		170,994.19
0329 SC-CORP Legal					
OPEX					
032008 CORP-Legal Admin					
032015 CORP-Legal					
033015 WF-Legal	8,334.59		51,472.94		51,472.94
033515 CF-Legal	87.43		126.67		126.67
035015 SE-Legal	442.00		996.01		996.01
036515 NE-Legal	22,998.17		113,252.84		113,252.84
Total: CAPEX	196.17		218.98		218.98
Total: OPEX	32,058.36		166,067.44		166,067.44
CAPEX					
032008 CORP-Legal Admin					
032015 CORP-Legal					
033015 WF-Legal	69.29		499.10		499.10
033515 CF-Legal					
035015 SE-Legal	5.46-		24.35		24.35
036515 NE-Legal	144.69		474.87		474.87
Total: CAPEX	1.66-		15.96		15.96
Total: 0329 SC-CORP Legal	206.86		1,014.28		1,014.28
0337 SC-CORP IR					
OPEX					
032037 CORP-Investor Relations					
Total: OPEX	1,400.51		9,002.62		9,002.62
CAPEX	1,400.51		9,002.62		9,002.62
032037 CORP-Investor Relations					
Total: CAPEX	11.27		94.12		94.12
Total: CAPEX	11.27		94.12		94.12

Business Partner: 12 Kentucky-American Water Co.

Data Selection Values
 Period: 06 Year: 09
 Region: D Southeastern Region
 Location: 0340 SC-CSC Alton OH Location

Month	Year-To-Date
-------	--------------

Description Of Service	Actual	Budget	Variance	Actual	Budget	Variance
D Southeastern Region						
12 Kentucky-American Water Co.						
0340 SC-CSC Alton OH Location						
OPEX						
Total: 0337 SC-Corp IR	1,411.78		1,411.78	9,096.74		9,096.74
0340 SC-CSC Alton OH Location						
OPEX						
034005 CCA-Administration						
034070 CCA-Call Handling						
034071 CCA-Billing						
034072 CCA-Collections						
034073 CCA-Operations & Performance						
034074 CCA-Business Services						
034075 CCA-Education & Development						
Total: OPEX						
034005 CCA-Administration	8,555.50		8,555.50	45,578.99		45,578.99
034070 CCA-Call Handling	31,254.33		31,254.33	183,969.34		183,969.34
034071 CCA-Billing	20,278.03		20,278.03	126,155.11		126,155.11
034072 CCA-Collections	6,248.89		6,248.89	38,254.14		38,254.14
034073 CCA-Operations & Performance	16,242.20		16,242.20	92,101.33		92,101.33
034074 CCA-Business Services	4,215.43		4,215.43	24,861.84		24,861.84
034075 CCA-Education & Development	3,687.34		3,687.34	22,349.33		22,349.33
Total: CAPEX	90,481.72		90,481.72	533,270.08		533,270.08
034005 CCA-Administration	50.17		50.17	21.34		21.34
034070 CCA-Call Handling	72.58		72.58	29.33		29.33
034071 CCA-Billing	376.99		376.99	16.24		16.24
034072 CCA-Collections	20.02		20.02	7.36		7.36
034073 CCA-Operations & Performance	71.54		71.54	26.76		26.76
034074 CCA-Business Services	11.30		11.30	4.64		4.64
034075 CCA-Education & Development	7.22		7.22	5.73		5.73
Total: CAPEX	609.82		609.82	68.72		68.72
0345 0340 SC-CSC Alton OH Location	89,871.90		89,871.90	533,201.36		533,201.36
OPEX						
034517 BVLAB-Water Quality						
034517 BVLAB-Water Quality						
Total: CAPEX	16,158.86		16,158.86	102,780.82		102,780.82
034517 BVLAB-Water Quality						
Total: CAPEX	16,158.86		16,158.86	102,780.82		102,780.82
0362 SC-CORP Property						

582150

American Water Works Company
Southeast Service Company Billing
Business Partner Report

10
8/03/09
13:27:26

Data Selection Values

Period: 06 Year: 09
Region: D Southeastern Region
Location: 0362 SC-CORP Property

Business Partner: 12 Kentucky-American Water Co.

Description Of Service	Month			Year-To-Date		
	Actual	Budget	Variance	Actual	Budget	Variance
OPEX						
032042 CORP-1000 Voorhees Building	1,327.22		1,327.22	8,930.25		8,930.25
032046 CORP-3906 Church Road	1,069.27		1,069.27	8,344.27		8,344.27
032062 CORP-Building Services	25,635.63		25,635.63	128,954.97		128,954.97
032063 CORP-Building Services Woodcre	8,307.73		8,307.73	48,795.18		48,795.18
032090 CORP-Prop Mgmt Development						
036576 NE-Building Services Woodcrest	6.45		6.45	6.33		6.33
Total: OPEX	36,346.30		36,346.30	195,031.00		195,031.00
CAPEX						
032042 CORP-1000 Voorhees Building	2.74		2.74	57.43		57.43
032046 CORP-3906 Church Road	5,766.82		5,766.82	27,765.98		27,765.98
032062 CORP-Building Services	547.28		547.28	4,518.77		4,518.77
032063 CORP-Building Services Woodcre	137.91		137.91	3,651.36		3,651.36
032090 CORP-Prop Mgmt Development						
036576 NE-Building Services Woodcrest	.05-		.05-	1.51		1.51
Total: CAPEX	6,454.70		6,454.70	35,995.05		35,995.05
Total: 0362 SC-CORP Property	42,801.00		42,801.00	231,026.05		231,026.05
0363 SC-CORP Eastern Division Ops						
OPEX						
032023 CORP-Eastern Division Ops	35,595.05		35,595.05	143,877.99		143,877.99
035001 SE-Production						
035002 SE-Network	851.35		851.35	9,562.04		9,562.04
035003 SE-Customer Relations	19,216.35		19,216.35	127,747.40		127,747.40
035005 SE-Administration	12,959.47		12,959.47	81,043.38		81,043.38
035011 SE-Environmental Mgmt						
035014 SE-Engineering	810.98		810.98	4,800.19		4,800.19
035503 ED-Customer Relations	1,852.07		1,852.07	1,852.07		1,852.07
036501 NE-Production	311.59		311.59	349.65		349.65
036502 NE-Network						
036503 NE-Customer Field Services						
036505 NE-Administration						
036511 NE-Environmental Mgmt						
036514 NE-Engineering						
036591 NE-SAP Conversion						
Total: OPEX	71,596.86		71,596.86	369,232.72		369,232.72
CAPEX						
032023 CORP-Eastern Division Ops	17.87		17.87	103.83		103.83
035001 SE-Production						
035002 SE-Network	66.31		66.31	202.59		202.59
035003 SE-Customer Relations	434.17		434.17	1,389.69		1,389.69
035005 SE-Administration	530.16		530.16	1,545.62		1,545.62
035011 SE-Environmental Mgmt						
035014 SE-Engineering	181.21-		181.21-	393.00		393.00
035503 ED-Customer Relations	.57		.57	.57		.57
036501 NE-Production	2.63-		2.63-	48.82		48.82
036502 NE-Network						

582150
11
8/03/09
13:27:26

American Water Works Company
Southeast Service Company Billing
Business Partner Report

Business Partner: 12 Kentucky-American Water Co.

Data Selection Values
Period: 06 Year: 09
Region: D Southeastern Region
Location: 0363 SC-CORP Eastern Division Ops

Description Of Service	Month			Year-To-Date		
	Actual	Budget	Variance	Actual	Budget	Variance
D Southeastern Region						
12 Kentucky-American Water Co.						
0363 SC-CORP Eastern Division Ops						
CAPEX						
036503 NE-Customer Field Services						
036505 NE-Administration						
036511 NE-Environmental Mgmt						
036514 NE-Engineering						
Total: CAPEX	865.24		865.24	3,684.12		3,684.12
Total: 0363 SC-CORP Eastern Division Ops	72,462.10		72,462.10	372,916.84		372,916.84
0364 SC-CORP Busn Transformation						
OPEX						
032040 CORP-Busn Transformation	396.83		396.83	632.61		632.61
032051 CORP-Bsns Trans-Procure To Pay	99.17-		99.17-			
032052 CORP-Bsns Trans-Recruit To Ret	159.32-		159.32-	20.83		20.83
032053 CORP-Bsns Trans-Record To Rpt	2.82-		2.82-			
032054 CORP-Bsns Trans-Order To Cash	144.40-		144.40-			
032055 CORP-Bsns Trans-Plan, Bld, Ret	69.42		69.42	179.08		179.08
032056 CORP-Bsns Trans-Ord To Compl	111.85-		111.85-	832.52		832.52
Total: OPEX	51.31-		51.31-			
CAPEX						
032040 CORP-Busn Transformation	5,620.08		5,620.08	52,302.23		52,302.23
032051 CORP-Bsns Trans-Procure To Pay	2,178.86		2,178.86	8,958.15		8,958.15
032052 CORP-Bsns Trans-Recruit To Ret	2,121.72		2,121.72	9,029.15		9,029.15
032053 CORP-Bsns Trans-Record To Rpt	2,174.14		2,174.14	9,287.54		9,287.54
032054 CORP-Bsns Trans-Order To Cash	2,007.59		2,007.59	8,782.24		8,782.24
032055 CORP-Bsns Trans-Plan, Bld, Ret	2,238.74		2,238.74	8,931.50		8,931.50
032056 CORP-Bsns Trans-Ord To Compl	2,606.28		2,606.28	9,815.09		9,815.09
Total: CAPEX	18,947.41		18,947.41	107,105.90		107,105.90
Total: 0364 SC-CORP Busn Transformation	18,896.10		18,896.10	107,938.42		107,938.42
0366 SC-Corp Western Division Ops						
OPEX						
032024 Corp-Western Division Ops	30.42		30.42	137.95		137.95
033001 WE-Production						
033002 WE-Network	93.34		93.34	116.79		116.79
033003 WE-Customer Relations						
033004 WE-Technical Services	488.45		488.45	772.40		772.40
033005 WE-Administration	94.20		94.20	120.30		120.30
033006 WE-Service Delivery	.79		.79	.82		.82
033011 WE-Environmental Mgmt	144.69		144.69	184.97		184.97
033014 WE-Engineering						
033028 WE-Asset Planning						
033501 CE-Production	1.07-		1.07-	4.69-		4.69-
033502 CE-Network	159.90		159.90	376.91		376.91
033503 CE-Customer Relations	613.60		613.60	1,481.71		1,481.71
033505 CE-Administration	1,254.58		1,254.58	3,225.95		3,225.95

582150 American Water Works Company 13
Southeast Service Company Billing 8/03/09
Business Partner Report 13:27:26

Data Selection Values
Period: 06 Year: 09
Region: D Southeastern Region
Location: 0370 SC-CSC Pensacola OH Location

Business Partner: 12 Kentucky-American Water Co.

Description Of Service	Month			Year-To-Date		
	Actual	Budget	Variance	Actual	Budget	Variance
D Southeastern Region						
12 Kentucky-American Water Co.						
0370 SC-CSC Pensacola OH Location						
OPEX						
037070 CCP-Call Handling						
037071 CCP-Billing						
037072 CCP-Collections						
037073 CCP-Operations and Support						
037074 CCP-Business Services						
037075 CCP-Education & Development						
Total: OPEX						
037005 CCP-Administration	3,472.12		3,472.12	16,908.76		16,908.76
037070 CCP-Call Handling	36,587.05		36,587.05	211,553.45		211,553.45
037073 CCP-Operations and Support	8,926.61		8,926.61	51,498.78		51,498.78
037075 CCP-Education & Development	1,989.39		1,989.39	11,246.01		11,246.01
Total: CAPEX	50,975.17		50,975.17	291,207.00		291,207.00
037005 CCP-Administration						
037070 CCP-Call Handling						
037071 CCP-Billing						
037072 CCP-Collections						
037073 CCP-Operations and Support						
037074 CCP-Business Services						
037075 CCP-Education & Development						
Total: CAPEX	50,975.17		50,975.17	291,207.00		291,207.00
Total: 0370 SC-CSC Pensacola OH Location	50,975.17		50,975.17	291,207.00		291,207.00
0375 SC-STEP Project Location						
OPEX						
032091 CORP-STEP Project						
Total: OPEX						
CAPEX						
032091 CORP-STEP Project						
Total: CAPEX						
Total: 0375 SC-STEP Project Location						
0388 SC-CORP Business Change						
OPEX						
032088 CORP-Business Change						
Total: OPEX						
CAPEX						
032088 CORP-Business Change						
Total: CAPEX						
Total: 0388 SC-CORP Business Change						
0398 SC-CORP Other						
032000 CORP-Balance Sheet	110,117.55-		110,117.55-	909,543.73		909,543.73

582150

American Water Works Company
Southeast Service Company Billing
Business Partner Report

14
8/03/09
13:27:26

Data Selection Values

Period: 06 Year: 09
Region: D Southeastern Region
Location: 0398 SC-CORP Other

Business Partner: 12 Kentucky-American Water Co.

Month	Year-To-Date

Description Of Service	Actual	Budget	Variance	Actual	Budget	Variance
D Southeastern Region						
12 Kentucky-American Water Co.						
0398 SC-CORP Other						
Total:	110,117.55-		110,117.55-	909,543.73		909,543.73
032000 CORP-Balance Sheet						
Total:						
OPEX						
032001 CORP-Bldg Services Marlton						
032005 CORP-CEO						
032061 CORP-Property Management						
032070 CORP-Shared Bus Services Admin						
032089 CORP-AWE Pass-Thru						
032092 CORP-Strategy & Planning	248.08		248.08	1,575.71		1,575.71
032094 CORP-COE O&M						
032095 CORP-Project STAR						
032096 CORP-Chief Growth Officer						
032097 CORP-Product & Serv Innovation						
032098 CORP-Non-Departmental Costs	71.52-		71.52-	24,276.54		24,276.54
Total: OPEX	176.56		176.56	25,852.25		25,852.25
CAPEX						
032001 CORP-Bldg Services Marlton						
032005 CORP-CEO						
032061 CORP-Property Management						
032070 CORP-Shared Bus Services Admin						
032089 CORP-AWE Pass-Thru						
032092 CORP-Strategy & Planning	5.27		5.27	51.67		51.67
032094 CORP-COE O&M						
032095 CORP-Project STAR						
032096 CORP-Chief Growth Officer						
032097 CORP-Product & Serv Innovation						
032098 CORP-Non-Departmental Costs	97.85-		97.85-	513.34		513.34
Total: CAPEX	92.58-		92.58-	565.01		565.01
Total: 0398	110,033.57-		110,033.57-	935,960.99		935,960.99
Total: 12	817,021.81		817,021.81	5,205,319.15		5,205,319.15
Total: D	817,021.81		817,021.81	5,205,319.15		5,205,319.15
Total:	817,021.81		817,021.81	5,205,319.15		5,205,319.15
Grand Total :						

582050

American Water Works Company
Summary Bill Report - History

1
10/14/09
15:11:49

Data Selection Values

Year: 09 Period: 07 Region: D Southeastern Region Business Partner: 12 Intercompany Settlement Co 12

Description Of Service	Hours	Payroll	Expenses	Total
Accounting	880.75	29,132.86	23,868.38	53,001.24
Administration	113.00	6,968.64	61,348.67	68,317.31
Audit	45.92	2,738.21	1,518.99	4,257.20
Communications	358.52	16,735.55	16,482.80	33,218.35
Legal	337.11	15,935.88	11,516.18	27,452.06
Engineering	4.86	361.57	1,324.16	1,685.73
Finance	894.61	47,610.50	60,149.11	107,759.61
Human Resources	320.60	13,309.93	16,769.67	30,079.60
Information Systems	813.49	37,931.31	94,703.09	132,634.40
Operations	1,107.64	63,964.11	54,197.67	118,161.78
Rates & Revenue	56.67	3,132.27	3,481.39	6,613.66
Risk Management	37.44	1,830.61	2,157.72	3,988.33
Water Quality	281.60	9,451.81	17,214.06	26,665.87
Customer Service	3,766.88	73,649.78	107,421.72	181,071.50
TOTAL:	9,019.09	322,753.03	472,153.61	794,906.64

TOTAL CURRENT MONTH CHARGES

794,906.64

LESS: PAYMENT-PRIOR EST. BILLING

817,021.81

NET AMOUNT PAYABLE (RECEIVABLE)

22,115.17

PLUS: EST. CURRENT MONTH BILLING

794,906.64

772,791.47

582150 American Water Works Company 1
10/14/09
15:10:55
Data Selection Values
Period: 07 Year: 09
Region: D Southeastern Region
Location: 0003 AW Service Co.
Business Partner: 12 Kentucky-American Water Co.
Business Partner: 12 Kentucky-American Water Co.

Description Of Service	Month		Year-To-Date		Variance
	Actual	Budget	Actual	Budget	
D Southeastern Region					
12 Kentucky-American Water Co.					
0003 AW Service Co.					
03001 BS Movements Co 3	119,462.78-		56,886.64-		56,886.64-
Total:	119,462.78-		56,886.64-		56,886.64-
03001 BS Movements Co 3					
Total:					
Total: 0003 AW Service Co.					
0320 SC-CORP Bus Develop					
OPEX					
032020 CORP-Corporate Bus Development	4,201.01		33,446.29		33,446.29
033020 WE-Business Development	60.42		197.84		197.84
033520 CE-Business Development	50.04		341.39		341.39
035020 SE-Business Development	13,735.75		118,912.20		118,912.20
036520 NE-Business Development			10.15		10.15
Total: OPEX	18,047.22		152,907.87		152,907.87
CAPEX					
032020 CORP-Corporate Bus Development	25.45		323.95		323.95
033020 WE-Business Development	34.48		38.77		38.77
033520 CE-Business Development	27.91		407.74		407.74
035020 SE-Business Development	87.84		770.45		770.45
036520 NE-Business Development			.01-		.01-
Total: CAPEX	18,135.06		153,678.32		153,678.32
Total: 0320 SC-CORP Bus Develop					
0321 SC-CORP Audit					
OPEX					
032060 CORP-Audit	4,244.38		38,575.62		38,575.62
Total: OPEX	4,244.38		38,575.62		38,575.62
CAPEX					
032060 CORP-Audit	12.82		158.05		158.05
Total: CAPEX	12.82		158.05		158.05
Total: 0321 SC-CORP Audit					
0322 SC-CORP External Affairs					
OPEX					
032022 CORP-Government Affairs	1,805.52		13,401.93		13,401.93
032025 CORP-External Affairs	2,737.72		23,751.60		23,751.60
032068 CORP-Marketing	3,797.63		35,093.14		35,093.14
032085 CORP-External Communications	2,501.48		25,919.28		25,919.28
032086 CORP-Internal Communications	1,042.93		9,925.66		9,925.66
032087 CORP-Corp Social Resp	3,500.85		12,173.74		12,173.74
033025 WE-External Affairs	86.42		252.53		252.53
033525 CE-External Affairs	120.45		880.33		880.33
035025 SE-External Affairs	17,421.19		119,896.16		119,896.16
036525 NE-External Affairs	43.75		211.71		211.71

582150

American Water Works Company
Southeast Service Company Billing
Business Partner Report

2
10/14/09
15:10:55

Data Selection Values

Period: 07 Year: 09

Region: D Southeastern Region

Location: 0322 SC-CORP External Affairs

Business Partner: 12

Kentucky-American Water Co.

| Month | | Year-To-Date |

Description Of Service	Actual	Budget	Variance	Actual	Budget	Variance
D Southeastern Region						
12 Kentucky-American Water Co.						
0322 SC-CORP External Affairs						
CAPEX						
Total: OPEX	33,057.94		33,057.94	241,506.08		241,506.08
CAPEX						
032022 CORP-Government Affairs	5.02		5.02	63.17		63.17
032025 CORP-External Affairs	19.94		19.94	227.92		227.92
032068 CORP-Marketing	10.77		10.77	111.14		111.14
032085 CORP-External Communications	6.39		6.39	74.44		74.44
032086 CORP-Internal Communications	2.85		2.85	32.16		32.16
032087 CORP-Corp Social Resp	3.67		3.67	24.77		24.77
033025 WE-External Affairs						
033525 CE-External Affairs	88.06		88.06	100.48		100.48
035025 SE-External Affairs	23.71		23.71	308.29		308.29
036525 NE-External Affairs						
Total: CAPEX	160.41		160.41	944.62		944.62
Total: 0322 SC-CORP External Affairs	33,218.35		33,218.35	242,450.70		242,450.70
0323 SC-Supply Chain Location						
OPEX						
032009 CORP-Supply Chain-Pass Thru						
032010 CORP-Supply Chain-Sourcing						
033010 WE-Supply Chain						
033510 CE-Supply Chain						
035010 SE-Supply Chain						
036510 NE-Supply Chain						
Total: OPEX						
032009 CORP-Supply Chain-Pass Thru	.71		.71	2.38		2.38
032010 CORP-Supply Chain-Sourcing	6,254.90		6,254.90	52,718.85		52,718.85
033010 WE-Supply Chain	13.16		13.16	37.62		37.62
033510 CE-Supply Chain	96.95		96.95	836.03		836.03
035010 SE-Supply Chain	1,681.57		1,681.57	15,417.52		15,417.52
036510 NE-Supply Chain				35.91		35.91
Total:	8,047.29		8,047.29	69,048.31		69,048.31
CAPEX						
032009 CORP-Supply Chain-Pass Thru	1.60		1.60	39.30		39.30
032010 CORP-Supply Chain-Sourcing	6,190.32		6,190.32	63,158.25		63,158.25
033010 WE-Supply Chain						
033510 CE-Supply Chain	87.97		87.97	662.35		662.35
035010 SE-Supply Chain	642.45		642.45	5,457.78		5,457.78
036510 NE-Supply Chain				28.73		28.73
Total: CAPEX	6,922.34		6,922.34	69,346.41		69,346.41
Total: 0323 SC-Supply Chain Location	14,969.63		14,969.63	138,394.72		138,394.72
0324 SC-ITS Location						
OPEX						

582150

American Water Works Company
Southeast Service Company Billing
Business Partner Report

3
10/14/09
15:10:55

Data Selection Values

Period: 07 Year: 09

Region: D Southeastern Region

Location: 0324

SC-ITS Location

Business Partner: 12

Kentucky-American Water Co.

Month	Variance	Actual	Budget	Variance	Actual	Budget	Variance
-------	----------	--------	--------	----------	--------	--------	----------

Description Of Service	Actual	Budget	Variance	Actual	Budget	Variance
D Southeastern Region						
12 Kentucky-American Water Co.						
0324 SC-ITS Location						
OPFX						
032030 CORP-ITS Client Rel Admin	721.27	721.27		5,774.47	5,774.47	
032031 CORP-Service Desk	4,437.56	4,437.56		32,093.37	32,093.37	
032032 CORP-ITS-BAD-Core Shared	3,666.99	3,666.99		33,643.47	33,643.47	
032033 Chg Ctrl & Desktop Automation	800.73	800.73		7,622.55	7,622.55	
032034 CORP-ITS Appl Adm & Security	4.89	4.89		8,391.01	8,391.01	
032035 CORP-ITS Sec Arch & Strategy	202.83	202.83		6,572.14	6,572.14	
032071 CORP-ITS Admin	8,069.93	8,069.93		23,513.76	23,513.76	
032072 CORP-ITS PMO	5,216.64	5,216.64		34,486.01	34,486.01	
032073 CORP-ITS Infra/Oper Admin	909.17	909.17		10,765.92	10,765.92	
032074 CORP-ITS Production	35,272.72	35,272.72		254,143.26	254,143.26	
032075 CORP-Enterprise Server	15,207.15	15,207.15		130,766.06	130,766.06	
032076 CORP-Communications	14,583.47	14,583.47		103,862.39	103,862.39	
032077 CORP-ITS Security Operations	4,327.15	4,327.15		31,528.28	31,528.28	
032078 CORP-ITS Adm Business Appl Dev	1,566.99	1,566.99		15,884.42	15,884.42	
032079 CORP-ITS-BAD-Middle Office App	3,592.40	3,592.40		44,027.13	44,027.13	
032080 CORP-ITS-BAD-Back Office Apps	5,222.43	5,222.43		51,047.06	51,047.06	
Total: OPFX						

582150 American Water Works Company 4
 Southeast Service Company Billing 10/14/09
 Business Partner Report 15:10:55

Data Selection Values
 Period: 07 Year: 09
 Region: D Southeastern Region
 Location: 0324 SC-ITS Location

Business Partner: 12 Kentucky-American Water Co.

Description Of Service	Month			Year-To-Date		
	Actual	Budget	Variance	Actual	Budget	Variance
D Southeastern Region						
12 Kentucky-American Water Co.						
0324 SC-ITS Location						
032081 CORP-ITS-BAD-Quality&Methodlgy	2,233.50		2,233.50	19,014.92		19,014.92
032082 CORP-ITS-BAD-Customer Facing	3,359.94		3,359.94	30,218.68		30,218.68
032083 CORP-ITS-BAD-Field Svc Apps	6,201.38		6,201.38	41,820.77		41,820.77
032093 CORP-ITS-Architecture	5,592.16		5,592.16	35,701.74		35,701.74
033531 CB-Western CS & S	4,561.03		4,561.03	38,000.90		38,000.90
035031 SE-ITS Client Relations	826.44		826.44	6,192.31		6,192.31
036531 NE-Eastern CS & S	500.74		500.74	19,166.42		19,166.42
Total:	127,077.51		127,077.51	984,237.04		984,237.04
CAPEX						
032030 CORP-ITS Client Rel Admin	1.19		1.19	10.74		10.74
032031 CORP-Service Desk	7.54		7.54	64.06		64.06
032032 CORP-ITS-BAD-Core Shared	8.73		8.73	65.26		65.26
032033 Chg Ctrl & Desktop Automation	1.44		1.44	13.85		13.85
032034 CORP-ITS Appl Adm & Security				9.53		9.53
032035 CORP-ITS Sec Arch & Strategy	1.17		1.17	11.22		11.22
032071 CORP-ITS Admin	4.23		4.23	36.62		36.62
032072 CORP-ITS PMO	8.41		8.41	1,277.77		1,277.77
032073 CORP-ITS Infra/Oper Admin	1.73		1.73	15.92		15.92
032074 CORP-ITS Production	199.31		199.31	1,190.33		1,190.33
032075 CORP-Enterprise Server	53.55		53.55	439.11		439.11
032076 CORP-Communications	93.85		93.85	242.37		242.37
032077 CORP-ITS Security Operations	4.39		4.39	36.03		36.03
032078 CORP-ITS Adm Business Appl Dev	2.37		2.37	29.19		29.19
032079 CORP-ITS-BAD-Middle Office App	7.25		7.25	120.85		120.85
032080 CORP-ITS-BAD-Back Office Apps	13.96		13.96	128.88		128.88
032081 CORP-ITS-BAD-Quality&Methodlgy	2.26		2.26	20.10		20.10
032082 CORP-ITS-BAD-Customer Facing	4.22		4.22	38.95		38.95
032083 CORP-ITS-BAD-Field Svc Apps	19.16		19.16	101.24		101.24
032093 CORP-ITS-Architecture	170.91		170.91	631.55		631.55
033031 WE-ITS Client Relations						
033531 CB-Western CS & S	4,930.06		4,930.06	4,992.48		4,992.48
035031 SE-ITS Client Relations	14.02		14.02	165.11		165.11
036531 NE-Eastern CS & S	7.14		7.14	413.80		413.80
Total: CAPEX	5,556.89		5,556.89	10,054.96		10,054.96
Total: 0324 SC-ITS Location	132,634.40		132,634.40	994,292.00		994,292.00
0325 SC-SSC Location						
OPEX						
032084 SSC-Accounts Payable						
032505 SSC-Administration						
032560 SSC-Financial Reporting						
032570 SSC-General Accounting						
032571 SSC-Tax						

582150

American Water Works Company
Southeast Service Company Billing
Business Partner Report

5
10/14/09
15:10:55

Data Selection Values

Period: 07 Year: 09
Region: D Southeastern Region
Location: 0325 SC-SSC Location

Business Partner: 12 Kentucky-American Water Co.

| Month | | Year-To-Date |

Description Of Service	Actual	Budget	Variance	Actual	Budget	Variance
D Southeastern Region						
12 Kentucky-American Water Co.						
0325 SC-SSC Location						
OPEX						
032572 SSC-Business Support Services	6,234.45	6,234.45		40,409.44	40,409.44	
032573 SSC-Planning & Reporting	7,646.40	7,646.40		62,988.66	62,988.66	
032574 SSC-Rates & Regulation	10,137.77	10,137.77		79,241.97	79,241.97	
032575 SSC-Cash Operations	4,455.88	4,455.88		31,684.33	31,684.33	
032576 SSC-Facility Services	3,947.68	3,947.68		31,124.56	31,124.56	
032577 SSC-Utility Plant Accounting	4,296.80	4,296.80		31,870.20	31,870.20	
032578 SSC-Project Management	5,399.64	5,399.64		48,004.65	48,004.65	
032579 SSC-Employee Services	5,179.86	5,179.86		42,873.65	42,873.65	
032580 SSC-AWE	957.47	957.47		7,947.79	7,947.79	
Total: OPEX	60,280.30	60,280.30		441,268.17	441,268.17	
032084 SSC-Accounts Payable	.11	.11		662.08	662.08	
032505 SSC-Administration	.15	.15		1,910.54	1,910.54	
032560 SSC-Financial Reporting						
032570 SSC-General Accounting	1.10-	1.10-		821.38	821.38	
032571 SSC-Tax	.05	.05		232.64	232.64	
032572 SSC-Business Support Services	.07	.07		435.17	435.17	
032573 SSC-Planning & Reporting						
032574 SSC-Rates & Regulation	3.24	3.24		18,292.89	18,292.89	
032575 SSC-Cash Operations	.11	.11		620.76	620.76	
032576 SSC-Facility Services						
032577 SSC-Utility Plant Accounting	.08	.08		564.22	564.22	
032578 SSC-Project Management	.02	.02		128.10	128.10	
032579 SSC-Employee Services	.13	.13		891.50	891.50	
032580 SSC-AWE	.03	.03		197.97	197.97	
Total: CAPEX	2.89	2.89		24,757.25	24,757.25	
Total: 0325 SC-SSC Location	60,283.19	60,283.19		466,025.42	466,025.42	
0326 SC-CORP Operations						
OPEX						

582150 American Water Works Company
Southeast Service Company Billing
Business Partner Report

6
10/14/09
15:10:55

Business Partner: 12 Kentucky-American Water Co.

Data Selection Values
Period: 07 Year: 09
Region: D Southeastern Region
Location: 0326 SC-CORP Operations

Month | | Year-To-Date |

Description Of Service	Actual	Budget	Variance	Actual	Budget	Variance
D Southeastern Region						
12 Kentucky-American Water Co.						
0326 SC-CORP Operations						
OPEX						
032011 CORP-Chief Operating Officer	5,028.40		5,028.40	39,056.25		39,056.25
032016 CORP-Maintenance Services	667.51		667.51	6,331.61		6,331.61
032019 CORP-Operational Risk	2,361.82		2,361.82	21,927.95		21,927.95
032064 CORP-Operational Performance	2,301.60		2,301.60	18,026.20		18,026.20
032065 CORP-Asset Management	688.61		688.61	5,106.45		5,106.45
032066 CORP-Innov & Env Stewardship	5,454.76		5,454.76	39,389.27		39,389.27
033016 WE-Maintenance	71.84		71.84	2,703.18		2,703.18
033019 WE-Operational Risk	29.75		29.75	96.33		96.33
033516 CE-Maintenance	1,402.25		1,402.25	7,024.07		7,024.07
033519 CE-Operational Risk	878.80		878.80	6,643.26		6,643.26
035016 SE-Maintenance	9,632.77		9,632.77	86,994.29		86,994.29
035019 SE-Operational Risk	108.60		108.60	2,407.12		2,407.12
036516 NE-Maintenance	18.59		18.59	545.79		545.79
036519 NE-Operational Risk	62.89		62.89	390.29		390.29
036550 CORP-COE-Engineering	497.38		497.38	4,075.19		4,075.19
036551 CORP-COE-Technical Services	610.10		610.10	5,096.10		5,096.10
Total: OPEX	29,815.67		29,815.67	245,813.35		245,813.35
CAPEX						
032011 CORP-Chief Operating Officer	807.26		807.26	6,204.72		6,204.72
032016 CORP-Maintenance Services	10.96		10.96	142.68		142.68
032019 CORP-Operational Risk	443.31		443.31	3,245.50		3,245.50
032064 CORP-Operational Performance	1,140.23		1,140.23	10,606.36		10,606.36
032065 CORP-Asset Management	4,726.30		4,726.30	41,991.38		41,991.38
032066 CORP-Innov & Env Stewardship	4,619.69		4,619.69	37,120.50		37,120.50
033016 WE-Maintenance						
033019 WE-Operational Risk						
033516 CE-Maintenance	131.81		131.81	150.40		150.40
033519 CE-Operational Risk	100.14		100.14	114.73		114.73
035016 SE-Maintenance	24.77		24.77	4,788.28		4,788.28
035019 SE-Operational Risk	.32		.32	2.13-		2.13-
036516 NE-Maintenance				1.38		1.38
036519 NE-Operational Risk	2.70		2.70	24.38		24.38
036550 CORP-COE-Engineering	19,213.24		19,213.24	187,476.52		187,476.52
036551 CORP-COE-Technical Services	3,491.05		3,491.05	47,904.54		47,904.54
Total: CAPEX	34,711.78		34,711.78	339,769.24		339,769.24
Total: 0326 SC-CORP Operations	64,527.45		64,527.45	585,582.59		585,582.59
0327 SC-CORP Finance						
OPEX						
032007 CORP-Finance	6,325.87		6,325.87	60,496.10		60,496.10
032017 CORP-Planning & Reporting	6,805.84		6,805.84	69,455.16		69,455.16
032027 CORP-Reporting & Compliance	7,168.02		7,168.02	70,418.80		70,418.80
032047 CORP-Income Tax	5,424.60		5,424.60	63,359.34		63,359.34

582150

American Water Works Company
Southeast Service Company Billing
Business Partner Report

7
10/14/09
15:10:55

Data Selection Values
Period: 07 Year: 09

Region: D Southeastern Region
Location: 0327 SC-CORP Finance

Business Partner: 12 Kentucky-American Water Co.

Description Of Service	Month			Year-To-Date		
	Actual	Budget	Variance	Actual	Budget	Variance
D Southeastern Region						
12 Kentucky-American Water Co.						
0327 SC-CORP Finance						
OPEX						
032057 CORP-Treasury	6,440.74		6,440.74	54,089.79		54,089.79
033007 WE-Finance	2,487.29		2,487.29	7,041.84		7,041.84
033507 CE-Finance	466.01		466.01	3,863.03		3,863.03
035007 SE-Finance	46,711.33		46,711.33	467,580.43		467,580.43
036507 NE-Finance	1,544.72		1,544.72	14,610.42		14,610.42
037777 CORP-IFRS-Finance				1,640.00		1,640.00
Total: OPEX	83,374.42		83,374.42	812,554.91		812,554.91
CAPEX						
032007 CORP-Finance	33.34		33.34	421.88		421.88
032017 CORP-Planning & Reporting	31.66		31.66	478.22		478.22
032027 CORP-Reporting & Compliance	9.97		9.97	124.54		124.54
032047 CORP-Income Tax	.07		.07	617.64		617.64
032057 CORP-Treasury	35.13		35.13	395.91		395.91
033007 WE-Finance	340.74		340.74	391.43		391.43
033507 CE-Finance	382.96		382.96	4,748.72		4,748.72
035007 SE-Finance				17.54		17.54
036507 NE-Finance	833.87		833.87	7,195.88		7,195.88
Total: CAPEX	84,208.29		84,208.29	819,750.79		819,750.79
Total: 0327 SC-CORP Finance						
0328 SC-CORP Human Resources						
OPEX						
032002 CORP-HR Comp/Benefits	4,546.09		4,546.09	36,282.42		36,282.42
032003 CORP-HR Talent Development	2,742.64		2,742.64	20,365.48		20,365.48
032004 CORP-HR Labor Relations	1,184.55		1,184.55	10,770.94		10,770.94
032006 CORP-Business Center HR	2,572.93		2,572.93	22,874.19		22,874.19
032012 CORP-HR Strategic Staffing						
032013 CORP-HR Systems & Processes	1,191.33		1,191.33	17,747.25		17,747.25
032014 CORP-Benefits Service Center						
032018 CORP-Human Resources	2,622.46		2,622.46	31,537.40		31,537.40
032028 CORP-ED Human Resources	6,115.45		6,115.45	45,844.84		45,844.84
032038 CORP-WD Human Resources	2,040.71		2,040.71	12,785.15		12,785.15
033018 WE-Human Resources	2.51		2.51	9.09		9.09
033518 CE-Human Resources	70.41		70.41	1,009.99		1,009.99
034018 CCA-Human Resources	2,554.99		2,554.99	27,038.11		27,038.11
035018 SE-Human Resources	138.77		138.77	8,934.54		8,934.54
036518 NE-Human Resources	.22-		.22-	4.77		4.77
037018 CCP-Human Resources ODI						
Total: OPEX	25,782.62		25,782.62	235,204.17		235,204.17
032014 CORP-Benefits Service Center	4,177.17		4,177.17	34,656.39		34,656.39
Total: CAPEX	4,177.17		4,177.17	34,656.39		34,656.39

582150

American Water Works Company-
Southeast Service Company Billing
Business Partner Report

8
10/14/09
15:10:55

Data Selection Values

Period: 07 Year: 09

Region: D Southeastern Region

Location: 0328 SC-CORP Human Resources

Business Partner: 12 Kentucky-American Water Co.

| Month | | Year-To-Date |

Description Of Service	Actual	Budget	Variance	Actual	Budget	Variance
D Southeastern Region						
12 Kentucky-American Water Co.						
0328 SC-CORP Human Resources						
CAPEX						
032002 CORP-HR Comp/Benefits	16.44		16.44	202.45		202.45
032003 CORP-HR Talent Development	14.88		14.88	123.94		123.94
032004 CORP-HR Labor Relations	4.81		4.81	59.33		59.33
032006 CORP-Business Center HR	12.66		12.66	158.65		158.65
032012 CORP-HR Strategic Staffing						
032013 CORP-HR Systems & Processes	8.09		8.09	111.04		111.04
032014 CORP-Benefits Service Center	.08		.08	538.36		538.36
032018 CORP-Human Resources	5.02		5.02	91.28		91.28
032028 CORP-ED Human Resources	1.47		1.47	10.87		10.87
032038 CORP-WD Human Resources	32.88		32.88	209.07		209.07
033018 WE-Human Resources						
033518 CE-Human Resources	23.25		23.25	30.61		30.61
034018 CCA-Human Resources				2.35-		2.35-
035018 SE-Human Resources	.23		.23	1.55-		1.55-
036518 NE-Human Resources				5.55		5.55
037018 CCP-Human Resources ODI						
Total: CAPEX	119.81		119.81	1,537.25		1,537.25
Total: 0328 SC-CORP Human Resources	30,079.60		30,079.60	271,397.81		271,397.81
0329 SC-CORP Legal						
OPEX						
032008 CORP-Legal Admin						
032015 CORP-Legal	7,973.61		7,973.61	75,229.82		75,229.82
033015 WE-Legal	63.13		63.13	207.57		207.57
033515 CE-Legal	291.33		291.33	2,072.16		2,072.16
035015 SE-Legal	18,734.37		18,734.37	168,613.48		168,613.48
036515 NE-Legal	67.81		67.81	296.07		296.07
Total: OPEX	27,130.25		27,130.25	246,419.10		246,419.10
CAPEX						
032008 CORP-Legal Admin						
032015 CORP-Legal	51.90		51.90	629.66		629.66
033015 WE-Legal	212.16		212.16	237.76		237.76
033515 CE-Legal	57.75		57.75	802.12		802.12
035015 SE-Legal				12.29		12.29
036515 NE-Legal	321.81		321.81	1,681.83		1,681.83
Total: CAPEX	27,452.06		27,452.06	248,100.93		248,100.93
Total: 0329 SC-CORP Legal						
0337 SC-Corp IR						
OPEX						
032037 CORP-Investor Relations	1,417.19		1,417.19	14,064.16		14,064.16
Total: OPEX	1,417.19		1,417.19	14,064.16		14,064.16
CAPEX						
032037 CORP-Investor Relations	8.67		8.67	119.47		119.47

Data Selection Values
 Period: 07 Year: 09
 Region: D Southeastern Region
 Location: 0340 SC-CSC Alton OH Location
 Business Partner: 12 Kentucky-American Water Co.

 | Month | | Year-To-Date |

Description Of Service Actual Budget Variance Actual Budget Variance

D Southeastern Region
 12 Kentucky-American Water Co.
 0340 SC-CSC Alton OH Location
 OPEX
 Total: CAPEX 8.67 119.47 119.47
 Total: 0337 SC-Corp IR 1,425.86 14,183.63 14,183.63
 0340 SC-CSC Alton OH Location
 OPEX

034005 CCA-Administration
 034070 CCA-Call Handling
 034071 CCA-Billing
 034072 CCA-Collections
 034073 CCA-Operations & Performance
 034074 CCA-Business Services
 034075 CCA-Education & Development
 Total: OPEX

034005 CCA-Administration 9,103.20 73,339.75 73,339.75
 034070 CCA-Call Handling 33,589.65 279,545.91 279,545.91
 034071 CCA-Billing 21,263.41 188,448.95 188,448.95
 034072 CCA-Collections 7,061.30 58,546.45 58,546.45
 034073 CCA-Operations & Performance 19,098.58 145,593.52 145,593.52
 034074 CCA-Business Services 4,091.62 36,597.92 36,597.92
 034075 CCA-Education & Development 3,485.50 32,785.70 32,785.70
 Total: 97,693.26 814,858.20 814,858.20
 CAPEX

034005 CCA-Administration 18.92 18.92 18.92
 034070 CCA-Call Handling 31.12 31.12 31.12
 034071 CCA-Billing 24.94 24.94 24.94
 034072 CCA-Collections 7.91 7.91 7.91
 034073 CCA-Operations & Performance 30.23 30.23 30.23
 034074 CCA-Business Services 4.90 4.90 4.90
 034075 CCA-Education & Development 5.83 5.83 5.83
 Total: CAPEX 86.01 86.01 86.01
 Total: 0340 SC-CSC Alton OH Location 97,693.26 814,772.19 814,772.19
 0345 SC-Belleville Lab Location
 OPEX

034517 BVLAB-Water Quality
 Total: OPEX

034517 BVLAB-Water Quality 16,492.32 150,158.02 150,158.02
 Total: 16,492.32 150,158.02 150,158.02
 CAPEX

034517 BVLAB-Water Quality
 Total: CAPEX
 Total: 0345 SC-Belleville Lab Location 16,492.32 150,158.02 150,158.02

582150

American Water Works Company
Southeast Service Company Billing
Business Partner Report

10
10/14/09
15:10:55

Data Selection Values

Period: 07 Year: 09

Region: D Southeastern Region

Location: 0362 SC-CORP Property

Business Partner: 12

Kentucky-American Water Co.

| Month | | Year-To-Date |

Description Of Service	Actual	Budget	Variance	Actual	Budget	Variance
D Southeastern Region						
12 Kentucky-American Water Co.						
0362 SC-CORP Property						
OPEX						
032042 CORP-1000 Voorhees Building	1,533.19		1,533.19	13,752.19		13,752.19
032046 CORP-3906 Church Road	1,529.13		1,529.13	12,658.28		12,658.28
032062 CORP-Building Services	23,769.56		23,769.56	204,372.64		204,372.64
032063 CORP-Building Services Woodcre	8,968.02		8,968.02	74,824.02		74,824.02
032090 CORP-Prop Mgmt Development						
036576 NE-Building Services Woodcrest	9.52		9.52	17.04		17.04
Total: OPEX	35,809.42		35,809.42	305,624.17		305,624.17
CAPEX						
032042 CORP-1000 Voorhees Building	9.16		9.16	72.80		72.80
032046 CORP-3906 Church Road	3,414.28		3,414.28	39,285.48		39,285.48
032062 CORP-Building Services	435.66		435.66	5,652.29		5,652.29
032063 CORP-Building Services Woodcre	.58		.58	3,651.33		3,651.33
032090 CORP-Prop Mgmt Development						
036576 NE-Building Services Woodcrest	3,859.68		3,859.68	48,662.94		48,662.94
Total: CAPEX	39,669.10		39,669.10	354,287.11		354,287.11
Total: 0362 SC-CORP Property						
0363 SC-CORP Eastern Division Ops						
OPEX						
032023 CORP-Eastern Division Ops	25,279.25		25,279.25	214,983.17		214,983.17
035001 SE-Production						
035002 SE-Network	2,018.55		2,018.55	15,757.68		15,757.68
035003 SE-Customer Relations	20,412.46		20,412.46	190,672.31		190,672.31
035005 SE-Administration	12,142.19		12,142.19	119,139.18		119,139.18
035011 SE-Environmental Mgmt						
035014 SE-Engineering	777.68		777.68	7,238.06		7,238.06
035503 ED-Customer Relations	17,151.32		17,151.32	60,105.00		60,105.00
036501 NE-Production	90.47		90.47	452.14		452.14
036502 NE-Network						
036503 NE-Customer Field Services						
036505 NE-Administration						
036511 NE-Environmental Mgmt						
036514 NE-Engineering						
036591 NE-SAP Conversion						
Total: OPEX	77,871.92		77,871.92	608,347.54		608,347.54
CAPEX						
032023 CORP-Eastern Division Ops	13.93		13.93	137.79		137.79
035001 SE-Production						
035002 SE-Network	26.18		26.18	357.10		357.10
035003 SE-Customer Relations	165.38		165.38	2,286.12		2,286.12
035005 SE-Administration	202.51		202.51	2,674.07		2,674.07
035011 SE-Environmental Mgmt						
035014 SE-Engineering	434.53		434.53	1,317.60		1,317.60

582150 American Water Works Company 11 10/14/09 15:10:55
 Southeast Service Company Billing
 Business Partner Report
 Data Selection Values
 Period: 07 Year: 09
 Region: D Southeastern Region
 Location: 0363 SC-CORP Eastern Division Ops
 Business Partner: 12 Kentucky-American Water Co.

Description Of Service	Month		Year-To-Date		Variance
	Actual	Budget	Actual	Budget	
D Southeastern Region					
12 Kentucky-American Water Co.					
0363 SC-CORP Eastern Division Ops					
CAPEX					
035503 ED-Customer Relations	3.53		31.72		31.72
036501 NE-Production			44.28		44.28
036502 NE-Network					
036503 NE-Customer Field Services					
036505 NE-Administration					
036511 NE-Environmental Mgmt					
036514 NE-Engineering					
Total: CAPEX	846.06		6,848.68		6,848.68
Total: 0363 SC-CORP Eastern Division Ops	78,717.98		615,196.22		615,196.22
0364 SC-CORP Busn Transformation					
OPEX					
032040 CORP-Busness Transformation	835.46-		269.29-		269.29-
032051 CORP-Bsns Trans-Procure To Pay	.84		26.54		26.54
032052 CORP-Bsns Trans-Recruit To Ret	54.94		107.24		107.24
032053 CORP-Bsns Trans-Record To Rpt	7.19		61.91		61.91
032054 CORP-Bsns Trans-Order To Cash	136.89		105.94		105.94
032055 CORP-Bsns Trans-Plan, Bld, Ret	247.16		115.31		115.31
032056 CORP-Bsns Trans-Ord To Compl	45.86		10.85		10.85
Total: OPEX	342.58-		158.50		158.50
CAPEX					
032040 CORP-Busness Transformation	6,095.69		69,479.24		69,479.24
032051 CORP-Bsns Trans-Procure To Pay	1,769.12		13,529.80		13,529.80
032052 CORP-Bsns Trans-Recruit To Ret	2,178.61		14,968.44		14,968.44
032053 CORP-Bsns Trans-Record To Rpt	1,466.51		15,023.99		15,023.99
032054 CORP-Bsns Trans-Order To Cash	1,673.19		13,291.87		13,291.87
032055 CORP-Bsns Trans-Plan, Bld, Ret	1,740.44		14,306.15		14,306.15
032056 CORP-Bsns Trans-Ord To Compl	2,144.73		16,082.05		16,082.05
Total: CAPEX	17,068.29		156,681.54		156,681.54
Total: 0364 SC-CORP Busn Transformation	16,725.71		156,840.04		156,840.04
0366 SC-Corp Western Division Ops					
OPEX					
032024 Corp-Western Division Ops	26.05		220.85		220.85
033001 WE-Production					
033002 WE-Network					
033003 WE-Customer Relations	58.05		176.22		176.22
033004 WE-Technical Services					
033005 WE-Administration					
033006 WE-Service Delivery	438.58		1,210.98		1,210.98
033011 WE-Environmental Mgmt	57.69		177.99		177.99
033014 WE-Engineering	.50		1.32		1.32
033028 WE-Asset Planning	89.30		1,062.66		1,062.66
033501 CE-Production					
Total: 0366 SC-Corp Western Division Ops	26.05		220.85		220.85
Total: 0364 SC-CORP Busn Transformation	16,725.71		156,840.04		156,840.04
Total: 0366 SC-Corp Western Division Ops	26.05		220.85		220.85
Total: 0363 SC-CORP Eastern Division Ops	78,717.98		615,196.22		615,196.22
Total: 0364 SC-CORP Busn Transformation	16,725.71		156,840.04		156,840.04
Total: 0366 SC-Corp Western Division Ops	26.05		220.85		220.85
Total: 0363 SC-CORP Eastern Division Ops	78,717.98		615,196.22		615,196.22
Total: 0364 SC-CORP Busn Transformation	16,725.71		156,840.04		156,840.04
Total: 0366 SC-Corp Western Division Ops	26.05		220.85		220.85

582150 American Water Works Company 12
 Southeast Service Company Billing 10/14/09
 Business Partner Report 15:10:55

Data Selection Values
 Period: 07 Year: 09
 Region: D Southeastern Region
 Location: 0366 SC-Corp Western Division Ops

Business Partner: 12 Kentucky-American Water Co.

Description Of Service	Month			Year-To-Date		
	Actual	Budget	Variance	Actual	Budget	Variance
D Southeastern Region						
12 Kentucky-American Water Co.						
0366 SC-Corp Western Division Ops						
OPEX						
033502 CE-Network	112.04		112.04	789.91		789.91
033503 CE-Customer Relations	424.50		424.50	3,106.66		3,106.66
033505 CE-Administration	855.17		855.17	5,686.14		5,686.14
033511 CE-Environmental Mgmt	56.96		56.96	415.18		415.18
033514 CE-Engineering	221.94		221.94	1,601.91		1,601.91
Total: OPEX	2,340.78		2,340.78	14,445.39		14,445.39
CAPEX						
032024 Corp-Western Division Ops	.48		.48	48.96		48.96
033001 WE-Production						
033002 WE-Network						
033003 WE-Customer Relations						
033004 WE-Technical Services						
033005 WE-Administration						
033011 WE-Environmental Mgmt						
033014 WE-Engineering						
033028 WE-Asset Planning						
033501 CE-Production	81.92		81.92	93.89		93.89
033502 CE-Network	309.17		309.17	354.92		354.92
033503 CE-Customer Relations	596.95		596.95	705.82		705.82
033505 CE-Administration	41.64		41.64	48.23		48.23
033511 CE-Environmental Mgmt	162.28		162.28	187.27		187.27
033514 CE-Engineering	1,192.44		1,192.44	1,438.59		1,438.59
Total: CAPEX	3,533.22		3,533.22	15,883.98		15,883.98
Total: 0366 SC-Corp Western Division Ops						
0367 SC-Corp Regulated Ops						
OPEX						
032026 CORP-Regulated Ops	4,345.82		4,345.82	38,289.37		38,289.37
Total: OPEX	4,345.82		4,345.82	38,289.37		38,289.37
CAPEX						
032026 CORP-Regulated Ops	37.29		37.29	385.82		385.82
Total: CAPEX	37.29		37.29	385.82		385.82
Total: 0367 SC-Corp Regulated Ops	4,383.11		4,383.11	38,675.19		38,675.19
0369 SC-CORP Regulatory						
OPEX						
032050 CORP-Backfill Reg App	14.15-		14.15-	.06		.06
032069 CORP-Regulatory UFS	2,320.22		2,320.22	18,224.33		18,224.33
Total: OPEX	2,306.07		2,306.07	18,224.39		18,224.39
CAPEX						
032050 CORP-Backfill Reg App	7.55		7.55	105.72		105.72
032069 CORP-Regulatory UFS	7.55		7.55	105.54		105.54
Total: CAPEX	2,313.62		2,313.62	18,329.93		18,329.93
Total: 0369 SC-CORP Regulatory						

582150

American Water Works Company
13
10/14/09
15:10:55

Southeast Service Company Billing
Business Partner Report

Business Partner: 12 Kentucky-American Water Co.

Data Selection Values
Period: 07 Year: 09
Region: D Southeastern Region
Location: 0370 SC-CSC Pensacola OH Location

Month | | Year-To-Date

Description Of Service	Actual	Budget	Variance	Actual	Budget	Variance
D Southeastern Region						
12 Kentucky-American Water Co.						
0370 SC-CSC Pensacola OH Location						
OPEX						
037005 CCP-Administration	3,484.33	3,484.33	27,342.16	27,342.16		
037070 CCP-Call Handling	39,043.67	39,043.67	323,873.70	323,873.70		
037071 CCP-Billing	16,971.42	16,971.42	89,269.89	89,269.89		
037072 CCP-Collections	2,509.26	2,509.26	18,435.94	18,435.94		
037073 CCP-Operations and Support	62,008.68	62,008.68	458,921.69	458,921.69		
037074 CCP-Business Services						
037075 CCP-Education & Development						
Total: OPEX						
037005 CCP-Administration	3,484.33	3,484.33	27,342.16	27,342.16		
037070 CCP-Call Handling	39,043.67	39,043.67	323,873.70	323,873.70		
037073 CCP-Operations and Support	16,971.42	16,971.42	89,269.89	89,269.89		
037075 CCP-Education & Development	2,509.26	2,509.26	18,435.94	18,435.94		
Total: CAPEX						
037005 CCP-Administration						
037070 CCP-Call Handling						
037071 CCP-Billing						
037072 CCP-Collections						
037073 CCP-Operations and Support						
037074 CCP-Business Services						
037075 CCP-Education & Development						
Total: CAPEX						
Total: 0370 SC-CSC Pensacola OH Location	62,008.68	62,008.68	458,921.69	458,921.69		
0375 SC-STEP Project Location						
OPEX						
032091 CORP-STEP Project						
Total: OPEX						
CAPEX						
032091 CORP-STEP Project						
Total: CAPEX						
Total: 0375 SC-STEP Project Location						
0388 SC-CORP Business Change						
OPEX						
032088 CORP-Business Change	111.51-	111.51-	4,663.01	4,663.01		
Total: OPEX	111.51-	111.51-	4,663.01	4,663.01		
CAPEX						
032088 CORP-Business Change						
Total: CAPEX						
Total: 0388 SC-CORP Business Change	111.51-	111.51-	4,663.01	4,663.01		
0398 SC-CORP Other						

582150

American Water Works Company
Southeast Service Company Billing
Business Partner Report

14
10/14/09
15:10:55

Data Selection Values

Period: 07 Year: 09
Region: D Southeastern Region
Location: 0398 SC-CORP Other

Business Partner: 12 Kentucky-American Water Co.

Month | | Year-To-Date

Description Of Service	Actual	Budget	Variance	Actual	Budget	Variance
D Southeastern Region						
12 Kentucky-American Water Co.						
0398 SC-CORP Other						
032000 CORP-Balance Sheet	119,462.78		119,462.78	56,886.64		56,886.64
Total:	119,462.78		119,462.78	56,886.64		56,886.64
032000 CORP-Balance Sheet						
Total:						
OPEX						
032001 CORP-Bldg Services Marlton						
032005 CORP-CEO						
032061 CORP-Property Management						
032070 CORP-Shared Bus Services Admin						
032089 CORP-AWE Pass-Thru						
032092 CORP-Strategy & Planning	311.84		311.84	2,329.88		2,329.88
032094 CORP-COE O&M						
032095 CORP-Project STAR						
032096 CORP-Chief Growth Officer						
032097 CORP-Product & Serv Innovation	1,966.90		1,966.90	28,550.37		28,550.37
032098 CORP-Non-Departmental Costs	2,278.74		2,278.74	30,880.25		30,880.25
Total: OPEX	1,966.90		1,966.90	28,550.37		28,550.37
CAPEX						
032001 CORP-Bldg Services Marlton						
032005 CORP-CEO						
032061 CORP-Property Management						
032070 CORP-Shared Bus Services Admin						
032089 CORP-AWE Pass-Thru	5.69		5.69	62.97		62.97
032092 CORP-Strategy & Planning						
032094 CORP-COE O&M						
032095 CORP-Project STAR						
032096 CORP-Chief Growth Officer						
032097 CORP-Product & Serv Innovation						
032098 CORP-Non-Departmental Costs	5.63		5.63	441.37		441.37
Total: CAPEX	11.32		11.32	504.34		504.34
Total: 0398	121,752.84		121,752.84	88,271.23		88,271.23
Total: 12	794,906.64		794,906.64	6,631,702.55		6,631,702.55
Total: D	794,906.64		794,906.64	6,631,702.55		6,631,702.55
Total:	794,906.64		794,906.64	6,631,702.55		6,631,702.55
Grand Total:	794,906.64		794,906.64	6,631,702.55		6,631,702.55

582050

American Water Works Company
Summary Bill Report - History

1
10/14/09
15:15:42

Data Selection Values
Year: 09 Period: 08

Region: D Southeastern Region

Business Partner: 12

Intercompany Settlement Co 12

Description Of Service	Hours	Payroll	Expenses	Total
Accounting	875.25	26,302.98	13,193.93	39,496.91
Administration	108.91	5,739.68	62,834.56	68,574.24
Audit	47.24	2,697.51	2,619.04	5,316.55
Communications	282.09	13,154.42	12,856.88	26,011.30
Legal	343.64	15,034.57	12,526.68	27,561.25
Engineering	2.21	148.89	2,091.12	2,240.01
Finance	875.01	43,360.44	75,895.16	119,255.60
Human Resources	309.82	13,558.63	23,513.66	37,072.29
Information Systems	725.87	31,572.55	82,071.79	113,644.34
Operations	1,522.57	65,781.63	50,798.69	116,580.32
Rates & Revenue	55.86	2,873.88	3,335.64	6,209.52
Risk Management	46.38	1,723.42	2,192.49	3,915.91
Water Quality	272.69	8,199.92	16,814.59	25,014.51
Customer Service	3,682.86	65,926.41	98,286.29	164,212.70
TOTAL:	9,150.40	296,074.93	459,030.52	755,105.45

TOTAL CURRENT MONTH CHARGES

755,105.45

LESS: PAYMENT-PRIOR EST. BILLING

794,906.64-

NET AMOUNT PAYABLE (RECEIVABLE)

39,801.19-

PLUS: EST. CURRENT MONTH BILLING

755,105.45

715,304.26

582150 American Water Works Company 1
Southeast Service Company Billing 10/14/09
Business Partner Report 15:15:12
Kentucky-American Water Co.
Business Partner: 12
Location: 0003 AW Service Co.

Description Of Service	Month		Year-To-Date		Variance
	Actual	Budget	Actual	Budget	
D Southeastern Region					
12 Kentucky-American Water Co.					
0003 AW Service Co.					
Total:	17,686.02-	17,686.02-	56,886.64-	56,886.64-	56,886.64-
03001 BS Movements Co 3	17,686.02-	17,686.02-	56,886.64-	56,886.64-	56,886.64-
Total:	17,686.02-	17,686.02-	56,886.64-	56,886.64-	56,886.64-
03001 BS Movements Co 3					
Total:					
Total: 0003 AW Service Co.					
0320 SC-CORP Bus Develop					
OPEX					
032020 CORP-Corporate Bus Development	4,782.03	4,782.03	33,446.29	33,446.29	33,446.29
033020 WE-Business Development			197.84	197.84	197.84
033520 CE-Business Development	71.81	71.81	341.39	341.39	341.39
035020 SE-Business Development	11,372.12	11,372.12	118,912.20	118,912.20	118,912.20
036520 NE-Business Development			10.15	10.15	10.15
Total: CAPEX	16,225.96	16,225.96	152,907.87	152,907.87	152,907.87
CAPEX					
032020 CORP-Corporate Bus Development	33.69	33.69	323.95	323.95	323.95
033020 WE-Business Development					
033520 CE-Business Development	.22	.22	38.77	38.77	38.77
035020 SE-Business Development	68.89	68.89	407.74	407.74	407.74
036520 NE-Business Development			.01-	.01-	.01-
Total: CAPEX	102.80	102.80	770.45	770.45	770.45
Total: 0320 SC-CORP Bus Develop	16,328.76	16,328.76	153,678.32	153,678.32	153,678.32
0321 SC-CORP Audit					
OPEX					
032060 CORP-Audit	5,304.27	5,304.27	38,575.62	38,575.62	38,575.62
Total: OPEX	5,304.27	5,304.27	38,575.62	38,575.62	38,575.62
CAPEX					
032060 CORP-Audit	12.28	12.28	158.05	158.05	158.05
Total: CAPEX	12.28	12.28	158.05	158.05	158.05
Total: 0321 SC-CORP Audit	5,316.55	5,316.55	38,733.67	38,733.67	38,733.67
0322 SC-CORP External Affairs					
OPEX					
032022 CORP-Government Affairs	837.65	837.65	13,401.93	13,401.93	13,401.93
032025 CORP-External Affairs	3,117.21	3,117.21	23,751.60	23,751.60	23,751.60
032068 CORP-Marketing	4,747.54	4,747.54	35,093.14	35,093.14	35,093.14
032085 CORP-External Communications	2,099.41	2,099.41	25,919.28	25,919.28	25,919.28
032086 CORP-Internal Communications	1,192.75	1,192.75	9,925.66	9,925.66	9,925.66
032087 CORP-Corp Social Resp	615.19	615.19	12,173.74	12,173.74	12,173.74
033025 WE-External Affairs	2.46	2.46	252.53	252.53	252.53
033525 CE-External Affairs	171.63	171.63	880.33	880.33	880.33
035025 SE-External Affairs	13,128.05	13,128.05	119,896.16	119,896.16	119,896.16
036525 NE-External Affairs	4.60	4.60	211.71	211.71	211.71

582150

American Water Works Company
Southeast Service Company Billing
Business Partner Report

2
10/14/09
15:15:12

Data Selection Values

Period: 08 Year: 09

Region: D Southeastern Region

Location: 0322 SC-CORP External Affairs

Business Partner: 12

Kentucky-American Water Co.

| Month | | Year-To-Date |

Description Of Service	Actual	Budget	Variance	Actual	Budget	Variance
D Southeastern Region						
12 Kentucky-American Water Co.						
0322 SC-CORP External Affairs						
CAPEX						
Total: OPEX	25,916.49		25,916.49	241,506.08		241,506.08
CAPEX						
032022 CORP-Government Affairs	4.21		4.21	63.17		63.17
032025 CORP-External Affairs	21.53		21.53	227.92		227.92
032068 CORP-Marketing	9.01		9.01	111.14		111.14
032085 CORP-External Communications	5.32		5.32	74.44		74.44
032086 CORP-Internal Communications	2.41		2.41	32.16		32.16
032087 CORP-Corp Social Resp	3.07		3.07	24.77		24.77
033025 WE-External Affairs	.55		.55	100.48		100.48
033525 CE-External Affairs	48.71		48.71	308.29		308.29
035025 SE-External Affairs				2.25		2.25
036525 NE-External Affairs				944.62		944.62
Total: CAPEX	94.81		94.81	944.62		944.62
Total: 0322 SC-CORP External Affairs	26,011.30		26,011.30	242,450.70		242,450.70
0323 SC-Supply Chain Location						
OPEX						
032009 CORP-Supply Chain-Pass Thru						
032010 CORP-Supply Chain-Sourcing						
033010 WE-Supply Chain						
033510 CE-Supply Chain						
035010 SE-Supply Chain						
036510 NE-Supply Chain						
Total: OPEX						
032009 CORP-Supply Chain-Pass Thru	.15		.15	2.38		2.38
032010 CORP-Supply Chain-Sourcing	5,644.04		5,644.04	52,718.85		52,718.85
033010 WE-Supply Chain	2.23		2.23	37.62		37.62
033510 CE-Supply Chain	68.58		68.58	836.03		836.03
035010 SE-Supply Chain	1,477.38		1,477.38	15,417.52		15,417.52
036510 NE-Supply Chain				35.91		35.91
Total: CAPEX	7,192.38		7,192.38	69,048.31		69,048.31
CAPEX						
032009 CORP-Supply Chain-Pass Thru	.40		.40	39.30		39.30
032010 CORP-Supply Chain-Sourcing	6,805.58		6,805.58	63,158.25		63,158.25
033010 WE-Supply Chain	22.74		22.74	662.35		662.35
033510 CE-Supply Chain	553.54		553.54	5,457.78		5,457.78
035010 SE-Supply Chain				28.73		28.73
036510 NE-Supply Chain				69,346.41		69,346.41
Total: CAPEX	7,382.26		7,382.26	138,394.72		138,394.72
Total: 0323 SC-Supply Chain Location	14,574.64		14,574.64	138,394.72		138,394.72
0324 SC-ITS Location						
OPEX						

582150

American Water Works Company
Southeast Service Company Billing
Business Partner Report

3

10/14/09
15:15:12

Data Selection Values

Period: 08 Year: 09

Region: D Southeastern Region

Location: 0324 SC-ITS Location

Business Partner: 12

Kentucky-American Water Co.

| Month | | Year-To-Date |

Description Of Service	Actual	Budget	Variance	Actual	Budget	Variance
D						
Southeastern Region						
12 Kentucky-American Water Co.						
0324 SC-ITS Location						
OPEX						
032030 CORP-ITS Client Rel Admin	604.75		604.75	5,774.47		5,774.47
032031 CORP-Service Desk	3,932.86		3,932.86	32,093.37		32,093.37
032032 CORP-ITS-BAD-Core Shared	2,751.19		2,751.19	33,643.47		33,643.47
032033 Chg Ctrl & Desktop Automation	746.95		746.95	7,622.55		7,622.55
032034 CORP-ITS Appl Adm & Security	2.70		2.70	8,391.01		8,391.01
032035 CORP-ITS Sec Arch & Strategy	189.74		189.74	6,572.14		6,572.14
032071 CORP-ITS Admin	7,468.11		7,468.11	23,513.76		23,513.76
032072 CORP-ITS PMO	2,914.27		2,914.27	34,486.01		34,486.01
032073 CORP-ITS Infra/Oper Admin	1,054.48		1,054.48	10,765.92		10,765.92
032074 CORP-ITS Production	33,806.06		33,806.06	254,143.26		254,143.26
032075 CORP-Enterprise Server	12,156.44		12,156.44	130,766.06		130,766.06
032076 CORP-Communications	11,188.24		11,188.24	103,862.39		103,862.39
032077 CORP-ITS Security Operations	3,855.61		3,855.61	31,528.28		31,528.28
032078 CORP-ITS Adm Business Appl Dev	1,625.16		1,625.16	15,884.42		15,884.42
032079 CORP-ITS-BAD-Middle Office App	3,620.32		3,620.32	44,027.13		44,027.13
032080 CORP-ITS-BAD-Back Office Apps	5,239.87		5,239.87	51,047.06		51,047.06
Total: OPEX						

Data Selection Values

Period: 08 Year: 09
Region: D Southeastern Region
Location: 0324 SC-ITS Location

Business Partner: 12 Kentucky-American Water Co.

Description Of Service	Month		Year-To-Date		Variance
	Actual	Budget	Actual	Budget	
D Southeastern Region					
12 Kentucky-American Water Co.					
0324 SC-ITS Location					
032081 CORP-ITS-BAD-Quality&Methodlgy	1,557.26		19,014.92		19,014.92
032082 CORP-ITS-BAD-Customer Facing	3,546.95		30,218.68		30,218.68
032083 CORP-ITS-BAD-Field Svc Apps	4,800.28		41,820.77		41,820.77
032093 CORP-ITS-Architecture	4,424.65		35,701.74		35,701.74
033531 CE-Western CS & S	5,936.90		38,000.90		38,000.90
035031 SE-ITS Client Relations	1,361.28		6,192.31		6,192.31
036531 NE-Eastern CS & S	1,574.06		19,166.42		19,166.42
Total:	113,358.13		984,237.04		984,237.04
CAPEX					
032030 CORP-ITS Client Rel. Admin	.45		10.74		10.74
032031 CORP-Service Desk	2.99		64.06		64.06
032032 CORP-ITS-BAD-Core Shared	2.22		65.26		65.26
032033 Chg Ctrl & Desktop Automation	.60		13.85		13.85
032034 CORP-ITS Appl Adm & Security			9.53		9.53
032035 CORP-ITS Sec Arch & Strategy	.49		11.22		11.22
032071 CORP-ITS Admin	3.24		36.62		36.62
032072 CORP-ITS PMO	3.23		1,277.77		1,277.77
032073 CORP-ITS Infra/Oper Admin	.72		15.92		15.92
032074 CORP-ITS Production	82.75		1,190.33		1,190.33
032075 CORP-Enterprise Server	19.29		439.11		439.11
032076 CORP-Communications	6.18		242.37		242.37
032077 CORP-ITS Security Operations	1.88		36.03		36.03
032078 CORP-ITS Adm Business Appl Dev	.98		29.19		29.19
032079 CORP-ITS-BAD-Middle Office App	3.08		120.85		120.85
032080 CORP-ITS-BAD-Back Office Apps	5.78		128.88		128.88
032081 CORP-ITS-BAD-Quality&Methodlgy	.94		20.10		20.10
032082 CORP-ITS-BAD-Customer Facing	11.25		38.95		38.95
032083 CORP-ITS-BAD-Field Svc Apps	7.66		101.24		101.24
032093 CORP-ITS-Architecture	74.08		631.55		631.55
033031 WE-ITS Client Relations	2.29		4,992.48		4,992.48
033531 CE-Western CS & S	50.16		165.11		165.11
035031 SE-ITS Client Relations	5.95		413.80		413.80
036531 NE-Eastern CS & S	286.21		10,054.96		10,054.96
Total: CAPEX	113,644.34		994,292.00		994,292.00
Total: 0324 SC-ITS Location					
0325 SC-SSC Location					
OPEX					
032084 SSC-Accounts Payable					
032505 SSC-Administration					
032560 SSC-Financial Reporting					
032570 SSC-General Accounting					
032571 SSC-Tax					

582150 American Water Works Company 5
 Southeast Service Company Billing 10/14/09
 Business Partner Report 15:15:12

Data Selection Values
 Period: 08 Year: 09
 Region: D Southeastern Region
 Location: 0325 SC-SSC Location

Business Partner: 12 Kentucky-American Water Co.

Description Of Service	Month		Year-To-Date		Variance
	Actual	Budget	Actual	Budget	
D Southeastern Region					
12 Kentucky-American Water Co.					
0325 SC-SSC Location					
OPEX					
032572 SSC-Business Support Services	1,134.55	40,409.44	40,409.44	40,409.44	
032573 SSC-Planning & Reporting	6,566.35	62,988.66	62,988.66	62,988.66	
032574 SSC-Rates & Regulation	9,406.52	79,241.97	79,241.97	79,241.97	
032575 SSC-Cash Operations	3,147.09	31,684.33	31,684.33	31,684.33	
032576 SSC-Facility Services	3,920.23	31,124.56	31,124.56	31,124.56	
032577 SSC-Utility Plant Accounting	4,194.12	31,870.20	31,870.20	31,870.20	
032578 SSC-Project Management	4,979.42	42,873.65	42,873.65	42,873.65	
032579 SSC-Employee Services	896.71	7,947.79	7,947.79	7,947.79	
032580 SSC-AWE	470.63	4,162.58	4,162.58	4,162.58	
Total: OPEX	45,579.74	441,268.17	441,268.17	441,268.17	
032084 SSC-Accounts Payable	1,910.54	662.08	662.08	662.08	
032505 SSC-Administration		1,910.54	1,910.54	1,910.54	
032560 SSC-Financial Reporting		821.38	821.38	821.38	
032570 SSC-General Accounting		232.64	232.64	232.64	
032571 SSC-Tax		435.17	435.17	435.17	
032572 SSC-Business Support Services		18,292.89	18,292.89	18,292.89	
032573 SSC-Planning & Reporting		620.76	620.76	620.76	
032574 SSC-Rates & Regulation		564.22	564.22	564.22	
032575 SSC-Cash Operations		128.10	128.10	128.10	
032576 SSC-Facility Services		891.50	891.50	891.50	
032577 SSC-Utility Plant Accounting		197.97	197.97	197.97	
032578 SSC-Project Management		24,757.25	24,757.25	24,757.25	
032579 SSC-Employee Services		466,025.42	466,025.42	466,025.42	
032580 SSC-AWE					
Total: CAPEX	45,579.74	45,579.74	45,579.74	45,579.74	
Total: 0325 SC-SSC Location					
0326 SC-CORP Operations					
OPEX					

582150

American Water Works Company
Southeast Service Company Billing
Business Partner Report

6
10/14/09
15:15:12

Data Selection Values

Period: 08 Year: 09
Region: D Southeastern Region
Location: 0326 SC-CORP Operations

Business Partner: 12 Kentucky-American Water Co.

Description Of Service	Month			Year-To-Date			Variance
	Actual	Budget	Variance	Actual	Budget	Variance	
D Southeastern Region							
12 Kentucky-American Water Co.							
OPEX SC-CORP Operations							
032011 CORP-Chief Operating Officer	5,269.78		5,269.78	39,056.25		39,056.25	
032016 CORP-Maintenance Services	1,984.05		1,984.05	6,331.61		6,331.61	
032019 CORP-Operational Risk	1,987.41		1,987.41	21,927.95		21,927.95	
032064 CORP-Operational Performance	2,146.56		2,146.56	18,026.20		18,026.20	
032065 CORP-Asset Management	404.49		404.49	5,106.45		5,106.45	
032066 CORP-Innov & Env Stewardship	6,210.53		6,210.53	39,389.27		39,389.27	
033016 WE-Maintenance				2,703.18		2,703.18	
033019 WE-Operational Risk	1.06		1.06	96.33		96.33	
033516 CE-Maintenance	1,999.56		1,999.56	7,024.07		7,024.07	
033519 CE-Operational Risk	1,103.17		1,103.17	6,643.26		6,643.26	
035016 SE-Maintenance	8,803.53		8,803.53	86,994.29		86,994.29	
035019 SE-Operational Risk	367.56		367.56	2,407.12		2,407.12	
036516 NE-Maintenance	46.52		46.52	545.79		545.79	
036519 NE-Operational Risk	6.41		6.41	390.29		390.29	
036550 CORP-COE-Engineering	475.07		475.07	4,075.19		4,075.19	
036551 CORP-COE-Technical Services	552.63		552.63	5,096.10		5,096.10	
Total: OPEX	30,358.33		30,358.33	245,813.35		245,813.35	
CAPEX							
032011 CORP-Chief Operating Officer	619.51		619.51	6,204.72		6,204.72	
032016 CORP-Maintenance Services	24.10		24.10	142.68		142.68	
032019 CORP-Operational Risk	438.55		438.55	3,245.50		3,245.50	
032064 CORP-Operational Performance	1,202.67		1,202.67	10,606.36		10,606.36	
032065 CORP-Asset Management	4,679.86		4,679.86	41,991.38		41,991.38	
032066 CORP-Innov & Env Stewardship	3,702.50		3,702.50	37,120.50		37,120.50	
033016 WE-Maintenance							
033019 WE-Operational Risk	.79		.79	150.40		150.40	
033516 CE-Maintenance	.61		.61	114.73		114.73	
033519 CE-Operational Risk	1,354.45		1,354.45	4,788.28		4,788.28	
035016 SE-Maintenance	8.74		8.74	2.13-		2.13-	
035019 SE-Operational Risk				1.38		1.38	
03516 NE-Maintenance	2.40		2.40	24.38		24.38	
036519 NE-Operational Risk	19,190.24		19,190.24	187,476.52		187,476.52	
036550 CORP-COE-Engineering	5,225.15		5,225.15	47,904.54		47,904.54	
036551 CORP-COE-Technical Services	36,449.57		36,449.57	339,769.24		339,769.24	
Total: CAPEX	66,807.90		66,807.90	585,582.59		585,582.59	
Total: 0326 SC-CORP Operations							
0327 SC-CORP Finance							
OPEX							
032007 CORP-Finance	13,534.88		13,534.88	60,496.10		60,496.10	
032017 CORP-Planning & Reporting	6,173.50		6,173.50	69,455.16		69,455.16	
032027 CORP-Reporting & Compliance	5,489.41		5,489.41	70,418.80		70,418.80	
032047 CORP-Income Tax	6,693.87		6,693.87	63,359.34		63,359.34	

582150

American Water Works Company
Southeast Service Company Billing
Business Partner Report

7
10/14/09
15:15:12

Data Selection Values

Period: 08 Year: 09
Region: D Southeastern Region
Location: 0327 SC-CORP Finance

Business Partner: 12 Kentucky-American Water Co.

Description Of Service	Month			Year-To-Date		
	Actual	Budget	Variance	Actual	Budget	Variance
D Southeastern Region						
12 Kentucky-American Water Co.						
0327 SC-CORP Finance						
OPEX						
032057 CORP-Treasury	6,257.07		6,257.07	54,089.79		54,089.79
033007 WE-Finance	17.43		17.43	7,041.84		7,041.84
033507 CE-Finance	688.51		688.51	3,863.03		3,863.03
035007 SE-Finance	59,850.73		59,850.73	467,580.43		467,580.43
036507 NE-Finance	4.22		4.22	14,610.42		14,610.42
037777 CORP-IFRS-Finance				1,640.00		1,640.00
Total: OPEX	98,701.18		98,701.18	812,554.91		812,554.91
CAPEX						
032007 CORP-Finance	30.30		30.30	421.88		421.88
032017 CORP-Planning & Reporting	27.22		27.22	478.22		478.22
032027 CORP-Reporting & Compliance	8.22		8.22	124.54		124.54
032047 CORP-Income Tax				617.64		617.64
032057 CORP-Treasury	30.30		30.30	395.91		395.91
033007 WE-Finance				391.43		391.43
033507 CE-Finance	2.18		2.18	4,748.72		4,748.72
035007 SE-Finance	584.54		584.54	17.54		17.54
036507 NE-Finance				7,195.88		7,195.88
Total: CAPEX	682.76		682.76	819,750.79		819,750.79
Total: 0327 SC-CORP Finance	99,383.94		99,383.94			
0328 SC-CORP Human Resources						
OPEX						
032002 CORP-HR Comp/Benefits	5,250.84		5,250.84	36,282.42		36,282.42
032003 CORP-HR Talent Development	3,019.73		3,019.73	20,365.48		20,365.48
032004 CORP-HR Labor Relations	1,161.22		1,161.22	10,770.94		10,770.94
032006 CORP-Business Center HR	2,625.39		2,625.39	22,874.19		22,874.19
032012 CORP-HR Strategic Staffing						
032013 CORP-HR Systems & Processes	3,572.60		3,572.60	17,747.25		17,747.25
032014 CORP-Benefits Service Center						
032018 CORP-Human Resources	2,825.24		2,825.24	31,537.40		31,537.40
032028 CORP-ED Human Resources	6,830.85		6,830.85	45,844.84		45,844.84
032038 CORP-WD Human Resources	2,305.22		2,305.22	12,785.15		12,785.15
033018 WE-Human Resources				9.09		9.09
033518 CE-Human Resources	123.31		123.31	1,009.99		1,009.99
034018 CCA-Human Resources	3,848.61		3,848.61	27,038.11		27,038.11
035018 SE-Human Resources	1,523.63		1,523.63	8,934.54		8,934.54
036518 NE-Human Resources	.01		.01	4.77		4.77
037018 CCP-Human Resources ODI						
Total: OPEX	33,086.63		33,086.63	235,204.17		235,204.17
032014 CORP-Benefits Service Center	3,900.18		3,900.18	34,656.39		34,656.39
Total: CAPEX	3,900.18		3,900.18	34,656.39		34,656.39

 | Month | | Year-To-Date |

Description Of Service	Actual	Budget	Variance	Actual	Budget	Variance
D Southeastern Region						
12 Kentucky-American Water Co.						
0328 SC-CORP Human Resources						
CAPEX						
032002 CORP-HR Comp/Benefits	13.84		13.84	202.45		202.45
032003 CORP-HR Talent Development	13.27		13.27	123.94		123.94
032004 CORP-HR Labor Relations	4.72		4.72	59.33		59.33
032006 CORP-Business Center HR	10.96		10.96	158.65		158.65
032012 CORP-HR Strategic Staffing						
032013 CORP-HR Systems & Processes	7.69		7.69	111.04		111.04
032014 CORP-Benefits Service Center				538.36		538.36
032018 CORP-Human Resources	6.79		6.79	91.28		91.28
032028 CORP-ED Human Resources	2.07		2.07	10.87		10.87
032038 CORP-WD Human Resources	27.16		27.16	209.07		209.07
033018 WE-Human Resources						
033518 CE-Human Resources	.15		.15	30.61		30.61
034018 CCA-Human Resources	2.01		2.01	2.35		2.35
035018 SE-Human Resources	.84		.84	1.55		1.55
036518 NE-Human Resources				5.55		5.55
037018 CCP-Human Resources ODI						
Total: CAPEX	85.48		85.48	1,537.25		1,537.25
Total: 0328 SC-CORP Human Resources	37,072.29		37,072.29	271,397.81		271,397.81
0329 SC-CORP Legal						
OPEX						
032008 CORP-Legal Admin						
032015 CORP-Legal	8,683.57		8,683.57	75,229.82		75,229.82
033015 WE-Legal				207.57		207.57
033515 CE-Legal	392.80		392.80	2,072.16		2,072.16
035015 SE-Legal	18,307.79		18,307.79	168,613.48		168,613.48
036515 NE-Legal	2.37		2.37	296.07		296.07
Total: OPEX	27,386.53		27,386.53	246,419.10		246,419.10
CAPEX						
032008 CORP-Legal Admin						
032015 CORP-Legal	43.96		43.96	629.66		629.66
033015 WE-Legal						
033515 CE-Legal	1.25		1.25	237.76		237.76
035015 SE-Legal	129.51		129.51	802.12		802.12
036515 NE-Legal				12.29		12.29
Total: CAPEX	174.72		174.72	1,681.83		1,681.83
Total: 0329 SC-CORP Legal	27,561.25		27,561.25	248,100.93		248,100.93
0337 SC-Corp IR						
OPEX						
032037 CORP-Investor Relations	1,511.10		1,511.10	14,064.16		14,064.16
Total: OPEX	1,511.10		1,511.10	14,064.16		14,064.16
CAPEX						
032037 CORP-Investor Relations	8.53		8.53	119.47		119.47

582150

American Water Works Company
Southeast Service Company Billing
Business Partner Report

9
10/14/09
15:15:12

Data Selection Values

Period: 08 Year: 09
Region: D Southeastern Region
Location: 0340 SC-CSC Alton OH Location

Business Partner: 12 Kentucky-American Water Co.

| Month | | Year-To-Date |

Description Of Service Actual Budget Variance Actual Budget Variance

D Southeastern Region					
12 Kentucky-American Water Co.					
0340 SC-CSC Alton OH Location					
OPEX					
Total: CAPEX	8.53		119.47		119.47
Total: 0337 SC-Corp IR	1,519.63	8.53	14,183.63		14,183.63
0340 SC-CSC Alton OH Location					
OPEX					
034005 CCA-Administration					
034070 CCA-Call Handling					
034071 CCA-Billing					
034072 CCA-Collections					
034073 CCA-Operations & Performance					
034074 CCA-Business Services					
034075 CCA-Education & Development					
Total: OPEX					

034005 CCA-Administration	9,125.40	73,339.75			73,339.75
034070 CCA-Call Handling	30,485.36	279,545.91			279,545.91
034071 CCA-Billing	19,986.13	188,448.95			188,448.95
034072 CCA-Collections	6,597.95	58,546.45			58,546.45
034073 CCA-Operations & Performance	17,405.39	145,593.52			145,593.52
034074 CCA-Business Services	3,752.50	36,597.92			36,597.92
034075 CCA-Education & Development	3,501.49	32,785.70			32,785.70
Total:	90,854.22	814,858.20			814,858.20
CAPEX					
034005 CCA-Administration	20.12-	18.92			18.92
034070 CCA-Call Handling	30.17-	31.12-			31.12-
034071 CCA-Billing	149.18-	24.94-			24.94-
034072 CCA-Collections	8.45-	7.91-			7.91-
034073 CCA-Operations & Performance	26.86-	30.23-			30.23-
034074 CCA-Business Services	4.32-	4.90-			4.90-
034075 CCA-Education & Development	2.92-	5.83-			5.83-
Total: CAPEX	242.02-	86.01-			86.01-
Total: 0340 SC-CSC Alton OH Location	90,612.20	814,772.19			814,772.19
0345 SC-Belleville Lab Location					
OPEX					
034517 BVLAB-Water Quality					
Total: OPEX					

034517 BVLAB-Water Quality	15,024.91	150,158.02			150,158.02
Total: CAPEX	15,024.91	150,158.02			150,158.02
034517 BVLAB-Water Quality					
Total: 0345 SC-Belleville Lab Location	15,024.91	150,158.02			150,158.02

582150

American Water Works Company
Southeast Service Company Billing
Business Partner Report

10
10/14/09
15:15:12

Data Selection Values

Period: 08 Year: 09
Region: D Southeastern Region
Location: 0362 SC-CORP Property

Business Partner: 12 Kentucky-American Water Co.

Description Of Service	Month		Year-To-Date		Variance
	Actual	Budget	Actual	Budget	
D Southeastern Region					
12 Kentucky-American Water Co.					
0362 SC-CORP Property					
OPEX					
032042 CORP-1000 Voorhees Building	1,598.29		13,752.19		13,752.19
032046 CORP-3906 Church Road	1,357.27		12,658.28		12,658.28
032062 CORP-Building Services	25,430.34		204,372.64		204,372.64
032063 CORP-Building Services Woodcre	8,542.75		74,824.02		74,824.02
032090 CORP-Prop Mgmt Development					
036576 NE-Building Services Woodcrest	.31		17.04		17.04
Total: OPEX	36,928.96		305,624.17		305,624.17
CAPEX					
032042 CORP-1000 Voorhees Building	4.09		72.80		72.80
032046 CORP-3906 Church Road	3,766.84		39,285.48		39,285.48
032062 CORP-Building Services	3,657.77		5,652.29		5,652.29
032063 CORP-Building Services Woodcre			3,651.33		3,651.33
032090 CORP-Prop Mgmt Development					
036576 NE-Building Services Woodcrest	4,136.70		48,662.94		48,662.94
Total: CAPEX	41,065.66		354,287.11		354,287.11
Total: 0362 SC-CORP Property					
0363 SC-CORP Eastern Division Ops					
OPEX					
032023 CORP-Eastern Division Ops	22,263.05		214,983.17		214,983.17
035001 SE-Production					
035002 SE-Network	1,863.85		15,757.68		15,757.68
035003 SE-Customer Relations	21,700.52		190,672.31		190,672.31
035005 SE-Administration	13,634.00		119,139.18		119,139.18
035011 SE-Environmental Mgmt					
035014 SE-Engineering	850.47		7,238.06		7,238.06
035503 ED-Customer Relations	18,045.23		60,105.00		60,105.00
036501 NE-Production	3.47		452.14		452.14
036502 NE-Network					
036503 NE-Customer Field Services					
036505 NE-Administration					
036511 NE-Environmental Mgmt					
036514 NE-Engineering					
036591 NE-SAP Conversion					
Total: OPEX	78,360.59		608,347.54		608,347.54
CAPEX					
032023 CORP-Eastern Division Ops	10.28		137.79		137.79
035001 SE-Production					
035002 SE-Network	67.00		357.10		357.10
035003 SE-Customer Relations	364.16		2,286.12		2,286.12
035005 SE-Administration	492.33		2,674.07		2,674.07
035011 SE-Environmental Mgmt					
035014 SE-Engineering	203.22		1,317.60		1,317.60

582150 American Water Works Company 11
 Southeast Service Company Billing 10/14/09
 Business Partner Report 15:15:12

Data Selection Values
 Period: 08 Year: 09
 Region: D Southeastern Region
 Location: 0363 SC-CORP Eastern Division Ops

Business Partner: 12 Kentucky-American Water Co.

Description Of Service	Month		Year-To-Date		Variance
	Actual	Budget	Actual	Budget	
D Southeastern Region					
12 Kentucky-American Water Co.					
0363 SC-CORP Eastern Division Ops					
CAPEX					
035503 ED-Customer Relations	12.10		31.72		31.72
036501 NE-Production		12.10	44.28		44.28
036502 NE-Network					
036503 NE-Customer Field Services					
036505 NE-Administration					
036511 NE-Environmental Mgmt					
036514 NE-Engineering					
Total: CAPEX	1,149.09		6,848.68		6,848.68
Total: 0363 SC-CORP Eastern Division Ops	79,509.68		615,196.22		615,196.22
0364 SC-CORP Busn Transformation					
OPEX					
032040 CORP-Busness Transformation	58.20		269.29-		269.29-
032051 CORP-Bsns Trans-Procure To Pay	24.56		26.54		26.54
032052 CORP-Bsns Trans-Recruit To Ret	13.58-		107.24		107.24
032053 CORP-Bsns Trans-Record To Rpt	3.79		61.91		61.91
032054 CORP-Bsns Trans-Order To Cash	126.29-		105.94		105.94
032055 CORP-Bsns Trans-Plan, Bld, Ret	297.70-		115.31		115.31
032056 CORP-Bsns Trans-Ord To Compl	26.51-		10.85		10.85
Total: OPEX	377.53-		158.50		158.50
CAPEX					
032040 CORP-Busness Transformation	4,286.14		69,479.24		69,479.24
032051 CORP-Bsns Trans-Procure To Pay	1,131.72		13,529.80		13,529.80
032052 CORP-Bsns Trans-Recruit To Ret	1,459.08		14,968.44		14,968.44
032053 CORP-Bsns Trans-Record To Rpt	2,088.96		15,023.99		15,023.99
032054 CORP-Bsns Trans-Order To Cash	1,355.91		13,291.87		13,291.87
032055 CORP-Bsns Trans-Plan, Bld, Ret	1,707.16		14,306.15		14,306.15
032056 CORP-Bsns Trans-Ord To Compl	1,620.53		16,082.05		16,082.05
Total: CAPEX	13,649.50		156,681.54		156,681.54
Total: 0364 SC-CORP Busn Transformation	13,271.97		156,840.04		156,840.04
0366 SC-Corp Western Division Ops					
OPEX					
032024 Corp-Western Division Ops	28.19		220.85		220.85
033001 WE-Production					
033002 WE-Network					
033003 WE-Customer Relations	1.38		176.22		176.22
033004 WE-Technical Services					
033005 WE-Administration					
033006 WE-Service Delivery					
033011 WE-Environmental Mgmt					
033014 WE-Engineering					
033028 WE-Asset Planning	883.45		1,062.66		1,062.66
033501 CE-Production					
Total: 0366 SC-Corp Western Division Ops	28.19		220.85		220.85
Total: 0363 SC-CORP Eastern Division Ops	79,509.68		615,196.22		615,196.22
Total: 0364 SC-CORP Busn Transformation	13,271.97		156,840.04		156,840.04
Total: 0366 SC-Corp Western Division Ops	28.19		220.85		220.85
Total: 0363 SC-CORP Eastern Division Ops	79,509.68		615,196.22		615,196.22
Total: 0364 SC-CORP Busn Transformation	13,271.97		158.50		158.50
Total: 0366 SC-Corp Western Division Ops	28.19		220.85		220.85

4.43-
 4.43-
 1.32
 177.99
 1,210.98
 176.22
 220.85
 156,840.04
 156,681.54
 16,082.05
 14,306.15
 13,291.87
 15,023.99
 14,968.44
 13,529.80
 69,479.24
 158.50
 10.85
 115.31
 105.94
 61.91
 107.24
 26.54
 269.29-

582150 American Water Works Company 12
 Southeast Service Company Billing 10/14/09
 Business Partner Report 15:15:12

Data Selection Values
 Period: 08 Year: 09
 Region: D Southeastern Region
 Location: 0366 SC-Corp Western Division Ops

Business Partner: 12 Kentucky-American Water Co.

Description Of Service	Month			Year-To-Date		
	Actual	Budget	Variance	Actual	Budget	Variance
D Southeastern Region						
12 Kentucky-American Water Co.						
0366 SC-Corp Western Division Ops						
OPEX						
033502 CE-Network	148.86		148.86	789.91		789.91
033503 CE-Customer Relations	585.55		585.55	3,106.66		3,106.66
033505 CE-Administration	982.86		982.86	5,686.14		5,686.14
033511 CE-Environmental Mgmt	76.32		76.32	415.18		415.18
033514 CE-Engineering	301.90		301.90	1,601.91		1,601.91
Total: OPEX	3,008.51		3,008.51	14,445.39		14,445.39
CAPEX						
032024 Corp-Western Division Ops			.41	48.96		48.96
033001 WE-Production						
033002 WE-Network						
033003 WE-Customer Relations						
033004 WE-Technical Services						
033005 WE-Administration						
033011 WE-Environmental Mgmt						
033014 WE-Engineering						
033028 WE-Asset Planning						
033501 CE-Production			.48	.50-		.50-
033502 CE-Network			1.85	93.89		93.89
033503 CE-Customer Relations			3.15	354.92		354.92
033505 CE-Administration			.25	705.82		705.82
033511 CE-Environmental Mgmt			.97	48.23		48.23
033514 CE-Engineering			7.11	187.27		187.27
Total: CAPEX			3,015.62	1,438.59		1,438.59
Total: 0366 SC-Corp Western Division Ops				15,883.98		15,883.98
0367 SC-Corp Regulated Ops						
OPEX						
032026 CORP-Regulated Ops	4,778.76		4,778.76	38,289.37		38,289.37
CAPEX						
032026 CORP-Regulated Ops	35.59		35.59	385.82		385.82
Total: CAPEX	4,814.35		4,814.35	38,675.19		38,675.19
Total: 0367 SC-Corp Regulated Ops						
0369 SC-CORP Regulatory						
OPEX						
032050 CORP-Backfill Reg App				.06		.06
032069 CORP-Regulatory UFS	2,007.25		2,007.25	18,224.33		18,224.33
Total: OPEX	2,007.25		2,007.25	18,224.39		18,224.39
CAPEX						
032050 CORP-Backfill Reg App				.18-		.18-
032069 CORP-Regulatory UFS	8.15		8.15	105.72		105.72
Total: CAPEX	8.15		8.15	105.54		105.54
Total: 0369 SC-CORP Regulatory	2,015.40		2,015.40	18,329.93		18,329.93

582150

American Water Works Company
Southeast Service Company Billing
Business Partner Report

13
10/14/09
15:15:12

Data Selection Values

Period: 08 Year: 09

Region: D Southeastern Region

Location: 0370 SC-CSC Pensacola OH Location

Business Partner: 12

Kentucky-American Water Co.

Month	Variance	Actual	Budget	Year-To-Date	Variance
-------	----------	--------	--------	--------------	----------

Description Of Service	Actual	Budget	Variance	Actual	Budget	Variance
D Southeastern Region						
12 Kentucky-American Water Co.						
0370 SC-CSC Pensacola OH Location						
OPEX						
037005 CCP-Administration	3,457.37		3,457.37	27,342.16		27,342.16
037070 CCP-Call Handling	35,868.68		35,868.68	323,873.70		323,873.70
037071 CCP-Billing	9,304.02		9,304.02	89,269.89		89,269.89
037072 CCP-Collections	2,316.97		2,316.97	18,435.94		18,435.94
037073 CCP-Operations and Support	50,947.04		50,947.04	458,921.69		458,921.69
037074 CCP-Business Services						
037075 CCP-Education & Development						
Total: OPEX						
037005 CCP-Administration	3,457.37		3,457.37	27,342.16		27,342.16
037070 CCP-Call Handling	35,868.68		35,868.68	323,873.70		323,873.70
037071 CCP-Billing	9,304.02		9,304.02	89,269.89		89,269.89
037072 CCP-Collections	2,316.97		2,316.97	18,435.94		18,435.94
037073 CCP-Operations and Support	50,947.04		50,947.04	458,921.69		458,921.69
037074 CCP-Business Services						
037075 CCP-Education & Development						
Total: CAPEX						
037005 CCP-Administration						
037070 CCP-Call Handling						
037071 CCP-Billing						
037072 CCP-Collections						
037073 CCP-Operations and Support						
037074 CCP-Business Services						
037075 CCP-Education & Development						
Total: CAPEX						
Total: 0370 SC-CSC Pensacola OH Location	50,947.04		50,947.04	458,921.69		458,921.69
0375 SC-STEP Project Location						
OPEX						
032091 CORP-STEP Project						
Total: OPEX						
CAPEX						
032091 CORP-STEP Project						
Total: CAPEX						
Total: 0375 SC-STEP Project Location						
0388 SC-CORP Business Change						
OPEX						
032088 CORP-Business Change						
Total: OPEX						
CAPEX						
032088 CORP-Business Change						
Total: CAPEX						
Total: 0388 SC-CORP Business Change						
0398 SC-CORP Other						

582150

American Water Works Company
Southeast Service Company Billing
Business Partner Report

14
10/14/09
15:15:12

Data Selection Values

Period: 08 Year: 09
Region: D Southeastern Region
Location: 0398 SC-CORP Other

Business Partner: 12 Kentucky-American Water Co.

Month | | Year-To-Date

Description Of Service	Actual	Budget	Variance	Actual	Budget	Variance
D Southeastern Region						
12 Kentucky-American Water Co.						
0398 SC-CORP Other						
032000 CORP-Balance Sheet	17,686.02		17,686.02	56,886.64		56,886.64
Total:	17,686.02		17,686.02	56,886.64		56,886.64
032000 CORP-Balance Sheet						
Total:						
OPEX						
032001 CORP-Bldg Services Marlton						
032005 CORP-CEO						
032061 CORP-Property Management						
032070 CORP-Shared Bus Services Admin						
032089 CORP-AWE Pass-Thru						
032092 CORP-Strategy & Planning	15.13		15.13	2,329.88		2,329.88
032094 CORP-COE O&M						
032095 CORP-Project STAR						
032096 CORP-Chief Growth Officer						
032097 CORP-Product & Serv Innovation	1,066.95		1,066.95	28,550.37		28,550.37
032098 CORP-Non-Departmental Costs	1,082.08		1,082.08	30,880.25		30,880.25
Total: OPEX						
CAPEX						
032001 CORP-Bldg Services Marlton						
032005 CORP-CEO						
032061 CORP-Property Management						
032070 CORP-Shared Bus Services Admin						
032089 CORP-AWE Pass-Thru	.20		.20	62.97		62.97
032092 CORP-Strategy & Planning						
032094 CORP-COE O&M						
032095 CORP-Project STAR						
032096 CORP-Chief Growth Officer						
032097 CORP-Product & Serv Innovation						
032098 CORP-Non-Departmental Costs	54.00-		54.00-	441.37		441.37
Total: CAPEX	53.80-		53.80-	504.34		504.34
Total: 0398	18,714.30		18,714.30	88,271.23		88,271.23
Total: 12	755,105.45		755,105.45	6,631,702.55		6,631,702.55
Total: D	755,105.45		755,105.45	6,631,702.55		6,631,702.55
Total:	755,105.45		755,105.45	6,631,702.55		6,631,702.55

582050

American Water Works Company
Summary Bill Report - History

1
10/14/09
16:12:29

Data Selection Values

Year: 09 Period: 09 Region: D Southeastern Region

Business Partner: 12

Intercompany Settlement Co 12

Description Of Service	Hours	Payroll	Expenses	Total
Accounting	854.34	27,148.39	16,554.75	43,703.14
Administration	108.12	6,178.09	62,692.41	68,870.50
Audit	47.24	2,751.92	2,942.29	5,694.21
Communications	255.57	12,457.16	14,672.70	27,129.86
Legal	315.50	13,838.70	12,167.20	26,005.90
Engineering	3.10	233.97	1,030.43	1,264.40
Finance	924.97	47,687.03	67,528.40	115,215.43
Human Resources	267.32	12,749.58	20,502.15	33,251.73
Information Systems	737.52	33,886.44	100,583.30	134,469.74
Operations	1,614.00	71,059.83	58,187.65	129,247.48
Rates & Revenue	44.12	2,533.57	3,334.37	5,867.94
Risk Management	54.49	2,246.44	2,217.60	4,464.04
Water Quality	271.40	8,549.96	17,188.34	25,738.30
Customer Service	3,515.88	66,661.96	103,156.10	169,818.06
TOTAL:	9,013.57	307,983.04	482,757.69	790,740.73

TOTAL CURRENT MONTH CHARGES

790,740.73

LESS: PAYMENT-PRIOR EST. BILLING

755,105.45-

NET AMOUNT PAYABLE (RECEIVABLE)

35,635.28

PLUS: EST. CURRENT MONTH BILLING

790,740.73

826,376.01

582150

American Water Works Company
Southeast Service Company Billing
Business Partner Report

1
10/14/09
16:12:07

Data Selection Values

Period: 09 Year: 09
Region: D Southeastern Region
Location: 0003 AW Service Co.

Business Partner: 12 Kentucky-American Water Co.

Description Of Service	Month				Year-To-Date				
	Actual	Budget	Variance	Actual	Budget	Variance	Actual	Budget	Variance
D Southeastern Region									
12 Kentucky-American Water Co.									
0003 AW Service Co.									
03001 BS Movements Co 3	75,436.47		75,436.47	56,886.64		56,886.64	56,886.64		56,886.64
Total:	75,436.47		75,436.47	56,886.64		56,886.64	56,886.64		56,886.64
03001 BS Movements Co 3									
Total:									
Total: 0003 AW Service Co.									
0320 SC-CORP Bus Develop									
OPEX									
032020 CORP-Corporate Bus Development	3,964.16		3,964.16	33,446.29		33,446.29	33,446.29		33,446.29
033020 WE-Business Development	4.28		4.28	197.84		197.84	197.84		197.84
033520 CE-Business Development	65.08		65.08	341.39		341.39	341.39		341.39
035020 SE-Business Development	11,934.95		11,934.95	118,912.20		118,912.20	118,912.20		118,912.20
036520 NE-Business Development				10.15		10.15	10.15		10.15
Total: OPEX	15,968.47		15,968.47	152,907.87		152,907.87	152,907.87		152,907.87
CAPEX									
032020 CORP-Corporate Bus Development	9.90		9.90	323.95		323.95	323.95		323.95
033020 WE-Business Development				38.77		38.77	38.77		38.77
033520 CE-Business Development	62.37		62.37	407.74		407.74	407.74		407.74
035020 SE-Business Development				.01		.01	.01		.01
036520 NE-Business Development	72.27		72.27	770.45		770.45	770.45		770.45
Total: CAPEX	16,040.74		16,040.74	153,678.32		153,678.32	153,678.32		153,678.32
Total: 0320 SC-CORP Bus Develop									
0321 SC-CORP Audit									
OPEX									
032060 CORP-Audit	5,663.46		5,663.46	38,575.62		38,575.62	38,575.62		38,575.62
Total: OPEX	5,663.46		5,663.46	38,575.62		38,575.62	38,575.62		38,575.62
CAPEX									
032060 CORP-Audit	30.75		30.75	158.05		158.05	158.05		158.05
Total: CAPEX	30.75		30.75	158.05		158.05	158.05		158.05
Total: 0321 SC-CORP Audit									
0322 SC-CORP External Affairs									
OPEX									
032022 CORP-Government Affairs	2,198.19		2,198.19	13,401.93		13,401.93	13,401.93		13,401.93
032025 CORP-External Affairs	2,309.17		2,309.17	23,751.60		23,751.60	23,751.60		23,751.60
032068 CORP-Marketing	3,117.19		3,117.19	35,093.14		35,093.14	35,093.14		35,093.14
032085 CORP-External Communications	4,298.63		4,298.63	25,919.28		25,919.28	25,919.28		25,919.28
032086 CORP-Internal Communications	1,345.72		1,345.72	9,925.66		9,925.66	9,925.66		9,925.66
032087 CORP-Corp Social Resp	1,465.57		1,465.57	12,173.74		12,173.74	12,173.74		12,173.74
033025 WE-External Affairs	2.15		2.15	252.53		252.53	252.53		252.53
033525 CE-External Affairs	179.65		179.65	880.33		880.33	880.33		880.33
035025 SE-External Affairs	12,116.82		12,116.82	119,896.16		119,896.16	119,896.16		119,896.16
036525 NE-External Affairs	11.12		11.12	211.71		211.71	211.71		211.71

582150

American Water Works Company
Southeast Service Company Billing
Business Partner Report

2
10/14/09
16:12:07

Data Selection Values

Period: 09 Year: 09
Region: D Southeastern Region
Location: 0322 SC-CORP External Affairs

Business Partner: 12 Kentucky-American Water Co.

Description Of Service	Month			Year-To-Date		
	Actual	Budget	Variance	Actual	Budget	Variance

D Southeastern Region						
12 Kentucky-American Water Co.						
0322 SC-CORP External Affairs						

CAPEX						
Total: OPEX	27,044.21		27,044.21	241,506.08		241,506.08

CAPEX						
032022 CORP-Government Affairs	4.10		4.10	63.17		63.17
032025 CORP-External Affairs	10.33		10.33	227.92		227.92
032068 CORP-Marketing	9.08		9.08	111.14		111.14
032085 CORP-External Communications	5.31		5.31	74.44		74.44
032086 CORP-Internal Communications	2.43		2.43	32.16		32.16
032087 CORP-Corp Social Resp	2.96		2.96	24.77		24.77
033025 WE-External Affairs						
033525 CE-External Affairs	53.94		53.94	100.48		100.48
035025 SE-External Affairs	2.50-		2.50-	308.29		308.29
036525 NE-External Affairs	85.65		85.65	2.25		2.25
Total: CAPEX						
Total: 0322 SC-CORP External Affairs	27,129.86		27,129.86	242,450.70		242,450.70

0323 SC-Supply Chain Location						
OPEX						

032009 CORP-Supply Chain-Pass Thru						
032010 CORP-Supply Chain-Sourcing						
033010 WE-Supply Chain						
033510 CE-Supply Chain						
035010 SE-Supply Chain						
036510 NE-Supply Chain						
Total: OPEX						

032009 CORP-Supply Chain-Pass Thru	1.26		1.26	2.38		2.38
032010 CORP-Supply Chain-Sourcing	6,161.09		6,161.09	52,718.85		52,718.85
033010 WE-Supply Chain	2.23-		2.23-	37.62		37.62
033510 CE-Supply Chain	46.99		46.99	836.03		836.03
035010 SE-Supply Chain	1,543.14		1,543.14	15,417.52		15,417.52
036510 NE-Supply Chain	85.91		85.91	35.91		35.91
Total:	7,836.16		7,836.16	69,048.31		69,048.31

CAPEX						
032009 CORP-Supply Chain-Pass Thru	3.83		3.83	39.30		39.30
032010 CORP-Supply Chain-Sourcing	7,338.24		7,338.24	63,158.25		63,158.25
033010 WE-Supply Chain						
033510 CE-Supply Chain	515.34		515.34	662.35		662.35
035010 SE-Supply Chain	103.00-		103.00-	5,457.78		5,457.78
036510 NE-Supply Chain	7,754.41		7,754.41	28.73		28.73
Total: CAPEX	15,590.57		15,590.57	69,346.41		69,346.41
Total: 0323 SC-Supply Chain Location				138,394.72		138,394.72
0324 SC-ITS Location						
OPEX						

Data Selection Values

Period: 09 Year: 09
 Region: D Southeastern Region
 Location: 0324 SC-ITS Location

Business Partner: 12 Kentucky-American Water Co.

Description Of Service	Month			Year-To-Date		
	Actual	Budget	Variance	Actual	Budget	Variance
D Southeastern Region						
12 Kentucky-American Water Co.						
0324 SC-ITS Location						
OPEX						
032030 CORP-ITS Client Rel Admin	673.64		673.64	5,774.47		5,774.47
032031 CORP-Service Desk	4,165.15		4,165.15	32,093.37		32,093.37
032032 CORP-ITS-BAD-Core Shared	6,940.99		6,940.99	33,643.47		33,643.47
032033 Chg Ctrl & Desktop Automation	806.40		806.40	7,622.55		7,622.55
032034 CORP-ITS Appl Adm & Security	2.89		2.89	8,391.01		8,391.01
032035 CORP-ITS Sec Arch & Strategy	162.29		162.29	6,572.14		6,572.14
032071 CORP-ITS Admin	5,981.99		5,981.99	23,513.76		23,513.76
032072 CORP-ITS PMO	5,578.62		5,578.62	34,486.01		34,486.01
032073 CORP-ITS Infra/Oper Admin	1,001.29		1,001.29	10,765.92		10,765.92
032074 CORP-ITS Production	37,137.33		37,137.33	254,143.26		254,143.26
032075 CORP-Enterprise Server	13,076.53		13,076.53	130,766.06		130,766.06
032076 CORP-Communications	14,814.77		14,814.77	103,862.39		103,862.39
032077 CORP-ITS Security Operations	4,331.94		4,331.94	31,528.28		31,528.28
032078 CORP-ITS Adm Business Appl Dev	1,702.72		1,702.72	15,884.42		15,884.42
032079 CORP-ITS-BAD-Middle Office App	4,259.29		4,259.29	44,027.13		44,027.13
032080 CORP-ITS-BAD-Back Office Apps	7,764.24		7,764.24	51,047.06		51,047.06
Total: OPEX						

582150
4
10/14/09
16:12:07

American Water Works Company
Southeast Service Company Billing
Business Partner Report

Business Partner: 12 Kentucky-American Water Co.

Data Selection Values
Period: 09 Year: 09
Region: D Southeastern Region
Location: 0324 SC-ITS Location

Description Of Service	Month			Year-To-Date		
	Actual	Budget	Variance	Actual	Budget	Variance
D Southeastern Region						
12 Kentucky-American Water Co.						
0324 SC-ITS Location						
032081 CORP-ITS-BAD-Quality&Methodlgy	1,618.20		1,618.20	19,014.92		19,014.92
032082 CORP-ITS-BAD-Customer Facing	5,633.72		5,633.72	30,218.68		30,218.68
032083 CORP-ITS-BAD-Field Svc Apps	7,248.24		7,248.24	41,820.77		41,820.77
032093 CORP-ITS-Architecture	4,945.76		4,945.76	35,701.74		35,701.74
033531 CE-Western CS & S	4,903.70		4,903.70	38,000.90		38,000.90
035031 SE-ITS Client Relations	1,235.86		1,235.86	6,192.31		6,192.31
036531 NE-Eastern CS & S	261.28		261.28	19,166.42		19,166.42
Total:	134,246.84		134,246.84	984,237.04		984,237.04
CAPEX						
032030 CORP-ITS Client Rel Admin	.24		.24	10.74		10.74
032031 CORP-Service Desk	1.59		1.59	64.06		64.06
032032 CORP-ITS-BAD-Core Shared	6.27		6.27	65.26		65.26
032033 Chg Ctrl & Desktop Automation	.32		.32	13.85		13.85
032034 CORP-ITS Appl Adm & Security				9.53		9.53
032035 CORP-ITS Sec Arch & Strategy	.20		.20	11.22		11.22
032071 CORP-ITS Admin	.57		.57	36.62		36.62
032072 CORP-ITS PMO	1.84		1.84	1,277.77		1,277.77
032073 CORP-ITS Infra/Oper Admin	.38		.38	15.92		15.92
032074 CORP-ITS Production	43.76		43.76	1,190.33		1,190.33
032075 CORP-Enterprise Server	10.26		10.26	439.11		439.11
032076 CORP-Communications	8.54		8.54	242.37		242.37
032077 CORP-ITS Security Operations	1.01		1.01	36.03		36.03
032078 CORP-ITS Adm Business Appl Dev	.53		.53	29.19		29.19
032079 CORP-ITS-BAD-Middle Office App	1.66		1.66	120.85		120.85
032080 CORP-ITS-BAD-Back Office Apps	5.97		5.97	128.88		128.88
032081 CORP-ITS-BAD-Quality&Methodlgy	.57		.57	20.10		20.10
032082 CORP-ITS-BAD-Customer Facing	1.01		1.01	38.95		38.95
032083 CORP-ITS-BAD-Field Svc Apps	6.82		6.82	101.24		101.24
032093 CORP-ITS-Architecture	81.85		81.85	631.55		631.55
033031 WE-ITS Client Relations				4,992.48		4,992.48
033531 CE-Western CS & S				165.11		165.11
035031 SE-ITS Client Relations	44.15		44.15	413.80		413.80
036531 NE-Eastern CS & S	5.36		5.36	10,054.96		10,054.96
Total: CAPEX	222.90		222.90	994,292.00		994,292.00
Total: 0324	134,469.74		134,469.74			
0325 SC-SSC Location						
OPEX						
032084 SSC-Accounts Payable						
032505 SSC-Administration						
032560 SSC-Financial Reporting						
032570 SSC-General Accounting						
032571 SSC-Tax						

Data Selection Values

Period: 09 Year: 09
Region: D Southeastern Region
Location: 0325 SC-SSC Location

Business Partner: 12 Kentucky-American Water Co.

Description Of Service	Month			Year-To-Date		
	Actual	Budget	Variance	Actual	Budget	Variance
D Southeastern Region						
12 Kentucky-American Water Co.						
0325 SC-SSC Location						
OPEX						
032572 SSC-Business Support Services	3,009.24			40,409.44		40,409.44
032573 SSC-Planning & Reporting	6,854.08			62,988.66		62,988.66
032574 SSC-Rates & Regulation	9,974.23			79,241.97		79,241.97
032575 SSC-Cash Operations	3,467.00			31,684.33		31,684.33
032576 SSC-Facility Services	3,975.79			31,124.56		31,124.56
032577 SSC-Utility Plant Accounting	3,790.02			31,870.20		31,870.20
032578 SSC-Project Management	5,493.95			48,004.65		48,004.65
032579 SSC-Employee Services	4,699.93			42,873.65		42,873.65
032580 SSC-AWE	922.84			7,947.79		7,947.79
Total: OPEX	49,149.83			441,268.17		441,268.17
CAPEX						
032084 SSC-Accounts Payable	.12-			662.08		662.08
032505 SSC-Administration	.17-			1,910.54		1,910.54
032560 SSC-Financial Reporting	.13-			821.38		821.38
032570 SSC-General Accounting	.05-			232.64		232.64
032571 SSC-Tax	.08-			435.17		435.17
032572 SSC-Business Support Services						
032573 SSC-Planning & Reporting	3.27-			18,292.89		18,292.89
032574 SSC-Rates & Regulation	.12-			620.76		620.76
032575 SSC-Cash Operations	.09-			564.22		564.22
032576 SSC-Facility Services	.02-			128.10		128.10
032577 SSC-Utility Plant Accounting	.15-			891.50		891.50
032578 SSC-Project Management	.04-			197.97		197.97
032579 SSC-Employee Services	4.24-			24,757.25		24,757.25
032580 SSC-AWE						
Total: CAPEX	49,145.59			466,025.42		466,025.42
Total: 0325 SC-SSC Location						
0326 SC-CORP Operations						
OPEX						

582150
6
10/14/09
16:12:07

American Water Works Company
Southeast Service Company Billing
Business Partner Report

Business Partner: 12 Kentucky-American Water Co.

Data Selection Values
Period: 09 Year: 09
Region: D Southeastern Region
Location: 0326 SC-CORP Operations

Description Of Service	Month			Year-To-Date		
	Actual	Budget	Variance	Actual	Budget	Variance
D Southeastern Region						
12 Kentucky-American Water Co.						
0326 SC-CORP Operations						
OPEX						
032011 CORP-Chief Operating Officer	3,392.54	3,392.54	1.04	39,056.25	39,056.25	96.33
032016 CORP-Maintenance Services	493.28	493.28	1,836.44	7,024.07	7,024.07	6,531.61
032019 CORP-Operational Risk	2,802.79	2,802.79	1,503.02	6,643.26	6,643.26	21,927.95
032064 CORP-Operational Performance	1,795.25	1,795.25	10,258.68	86,994.29	86,994.29	18,026.20
032065 CORP-Asset Management	657.13	657.13	195.45-	2,407.12	2,407.12	5,106.45
032066 CORP-Innov & Env Stewardship	4,114.12	4,114.12	6.34	545.79	545.79	39,389.27
033016 WE-Maintenance				2,703.18	2,703.18	21,703.18
033019 WE-Operational Risk	1.04	1.04	1.04	96.33	96.33	96.33
033516 CE-Maintenance	1,836.44	1,836.44	1,836.44	7,024.07	7,024.07	7,024.07
033519 CE-Operational Risk	1,503.02	1,503.02	1,503.02	6,643.26	6,643.26	6,643.26
035016 SE-Maintenance	10,258.68	10,258.68	10,258.68	86,994.29	86,994.29	86,994.29
035019 SE-Operational Risk	195.45-	195.45-	195.45-	2,407.12	2,407.12	2,407.12
036516 NE-Maintenance	6.34	6.34	6.34	545.79	545.79	545.79
036519 NE-Operational Risk	31.43	31.43	31.43	390.29	390.29	390.29
036550 CORP-COE-Engineering	535.20	535.20	535.20	4,075.19	4,075.19	4,075.19
036551 CORP-COE-Technical Services	292.94	292.94	292.94	5,096.10	5,096.10	5,096.10
Total: OPEX	27,524.75	27,524.75	27,524.75	245,813.35	245,813.35	245,813.35
CAPEX						
032011 CORP-Chief Operating Officer	567.51	567.51	567.51	6,204.72	6,204.72	6,204.72
032016 CORP-Maintenance Services	22.85	22.85	22.85	142.68	142.68	142.68
032019 CORP-Operational Risk	326.29	326.29	326.29	3,245.50	3,245.50	3,245.50
032064 CORP-Operational Performance	1,310.64	1,310.64	1,310.64	10,606.36	10,606.36	10,606.36
032065 CORP-Asset Management	5,388.34	5,388.34	5,388.34	41,991.38	41,991.38	41,991.38
032066 CORP-Innov & Env Stewardship	5,681.57	5,681.57	5,681.57	37,120.50	37,120.50	37,120.50
033016 WE-Maintenance						
033019 WE-Operational Risk						
033516 CE-Maintenance				150.40	150.40	150.40
033519 CE-Operational Risk				114.73	114.73	114.73
035016 SE-Maintenance	1,324.37	1,324.37	1,324.37	4,788.28	4,788.28	4,788.28
035019 SE-Operational Risk	3.78-	3.78-	3.78-	2.13-	2.13-	2.13-
036516 NE-Maintenance	.51-	.51-	.51-	1.38	1.38	1.38
036519 NE-Operational Risk	1.30-	1.30-	1.30-	24.38	24.38	24.38
036550 CORP-COE-Engineering	25,347.95	25,347.95	25,347.95	187,476.52	187,476.52	187,476.52
036551 CORP-COE-Technical Services	6,743.55	6,743.55	6,743.55	47,904.54	47,904.54	47,904.54
Total: CAPEX	46,707.48	46,707.48	46,707.48	339,769.24	339,769.24	339,769.24
Total: 0326 SC-CORP Operations	74,232.23	74,232.23	74,232.23	585,582.59	585,582.59	585,582.59
0327 SC-CORP Finance						
OPEX						
032007 CORP-Finance	5,895.69	5,895.69	5,895.69	60,496.10	60,496.10	60,496.10
032017 CORP-Planning & Reporting	6,309.45	6,309.45	6,309.45	69,455.16	69,455.16	69,455.16
032027 CORP-Reporting & Compliance	5,959.24	5,959.24	5,959.24	70,418.80	70,418.80	70,418.80
032047 CORP-Income Tax	7,496.92	7,496.92	7,496.92	63,359.34	63,359.34	63,359.34

582150

American Water Works Company
Southeast Service Company Billing
Business Partner Report

7
10/14/09
16:12:07

Data Selection Values

Period: 09 Year: 09
Region: D Southeastern Region
Location: 0327 SC-CORP Finance

Business Partner: 12 Kentucky-American Water Co.

Month	Year-To-Date

Description Of Service	Actual	Budget	Variance	Actual	Budget	Variance
D Southeastern Region						
12 Kentucky-American Water Co.						
0327 SC-CORP Finance						
OPEX						
032057 CORP-Treasury	7,590.99		7,590.99	54,089.79		54,089.79
033007 WE-Finance	166.55		166.55	7,041.84		7,041.84
033507 CB-Finance	727.92		727.92	3,863.03		3,863.03
035007 SE-Finance	52,574.04		52,574.04	467,580.43		467,580.43
036507 NE-Finance	39.69		39.69	14,610.42		14,610.42
037777 CORP-IFRS-Finance	1,640.00		1,640.00	1,640.00		1,640.00
Total: OPEX	88,067.39		88,067.39	812,554.91		812,554.91
CAPEX						
032007 CORP-Finance	28.60		28.60	421.88		421.88
032017 CORP-Planning & Reporting	26.15		26.15	478.22		478.22
032027 CORP-Reporting & Compliance	8.60		8.60	124.54		124.54
032047 CORP-Income Tax	.09		.09	617.64		617.64
032057 CORP-Treasury	27.95		27.95	395.91		395.91
033007 WE-Finance				391.43		391.43
033507 CE-Finance	531.38		531.38	4,748.72		4,748.72
035007 SE-Finance	13.72		13.72	17.54		17.54
036507 NE-Finance	608.87		608.87	7,195.88		7,195.88
Total: CAPEX	88,676.26		88,676.26	819,750.79		819,750.79
Total: 0327 SC-CORP Finance						
0328 SC-CORP Human Resources						
OPEX						
032002 CORP-HR Comp/Benefits	2,721.12		2,721.12	36,282.42		36,282.42
032003 CORP-HR Talent Development	3,412.72		3,412.72	20,365.48		20,365.48
032004 CORP-HR Labor Relations	1,221.67		1,221.67	10,770.94		10,770.94
032006 CORP-Business Center HR	2,897.77		2,897.77	22,874.19		22,874.19
032012 CORP-HR Strategic Staffing						
032013 CORP-HR Systems & Processes	1,785.55		1,785.55	17,747.25		17,747.25
032014 CORP-Benefits Service Center						
032018 CORP-Human Resources	3,955.30		3,955.30	31,537.40		31,537.40
032028 CORP-ED Human Resources	6,421.35		6,421.35	45,844.84		45,844.84
032038 CORP-WD Human Resources	1,866.49		1,866.49	12,785.15		12,785.15
033018 WE-Human Resources				9.09		9.09
033518 CE-Human Resources	82.35		82.35	1,009.99		1,009.99
034018 CCA-Human Resources	4,020.49		4,020.49	27,038.11		27,038.11
035018 SE-Human Resources	721.77		721.77	8,934.54		8,934.54
036518 NE-Human Resources	.17		.17	4.77		4.77
037018 CCP-Human Resources ODI						
Total: OPEX	29,106.75		29,106.75	235,204.17		235,204.17
032014 CORP-Benefits Service Center	4,130.01		4,130.01	34,656.39		34,656.39
Total: CAPEX	4,130.01		4,130.01	34,656.39		34,656.39

Data Selection Values

Period: 09 Year: 09
 Region: D Southeastern Region
 Location: 0328 SC-CORP Human Resources

Business Partner: 12 Kentucky-American Water Co.

Description Of Service	Month		Year-To-Date		Variance
	Actual	Budget	Actual	Budget	

D Southeastern Region					
12 Kentucky-American Water Co.					
0328 SC-CORP Human Resources					
CAPEX					
032002 CORP-HR Comp/Benefits	13.35		202.45		202.45
032003 CORP-HR Talent Development	12.60		123.94		123.94
032004 CORP-HR Labor Relations	4.68		59.33		59.33
032006 CORP-Business Center HR	10.94		158.65		158.65
032012 CORP-HR Strategic Staffing					
032013 CORP-HR Systems & Processes	7.46		111.04		111.04
032014 CORP-Benefits Service Center	.09		538.36		538.36
032018 CORP-Human Resources	.38		91.28		91.28
032028 CORP-ED Human Resources	2.62		10.87		10.87
032038 CORP-WD Human Resources	25.42		209.07		209.07
033018 WE-Human Resources					
033518 CE-Human Resources	48.53		30.61		30.61
034018 CCA-Human Resources	13.77		2.35		2.35
035018 SE-Human Resources	.09		1.55		1.55
036518 NE-Human Resources	.09		5.55		5.55
037018 CCP-Human Resources ODI	14.97		1,537.25		1,537.25
Total: CAPEX	33,251.73		271,397.81		271,397.81
Total: 0328 SC-CORP Human Resources	33,251.73		271,397.81		271,397.81
0329 SC-CORP Legal					
OPEX					
032008 CORP-Legal Admin	7,099.70		75,229.82		75,229.82
032015 CORP-Legal	17.77		207.57		207.57
033015 WE-Legal	392.02		2,072.16		2,072.16
033515 CE-Legal	18,318.48		168,613.48		168,613.48
035015 SE-Legal	6.91		296.07		296.07
036515 NE-Legal	25,834.88		246,419.10		246,419.10
Total: OPEX	34.70		629.66		629.66
CAPEX					
032008 CORP-Legal Admin	34.70		237.76		237.76
032015 CORP-Legal	139.99		802.12		802.12
033015 WE-Legal	3.67		12.29		12.29
033515 CE-Legal	171.02		1,681.83		1,681.83
036515 NE-Legal	26,005.90		248,100.93		248,100.93
Total: CAPEX	26,005.90		248,100.93		248,100.93
Total: 0329 SC-CORP Legal	26,005.90		248,100.93		248,100.93
0337 SC-Corp IR					
OPEX					
032037 CORP-Investor Relations	2,133.25		14,064.16		14,064.16
Total: OPEX	2,133.25		14,064.16		14,064.16
CAPEX					
032037 CORP-Investor Relations	8.15		119.47		119.47

582150

American Water Works Company
Southeast Service Company Billing
Business Partner Report

10
10/14/09
16:12:07

Data Selection Values

Period: 09 Year: 09
Region: D Southeastern Region
Location: 0362 SC-CORP Property

Business Partner: 12 Kentucky-American Water Co.

Description Of Service	Month			Year-To-Date		
	Actual	Budget	Variance	Actual	Budget	Variance
D Southeastern Region						
L2 Kentucky-American Water Co.						
0362 SC-CORP Property						
OPEX						
032042 CORP-1000 Voorhees Building	1,690.46		1,690.46	13,752.19		13,752.19
032046 CORP-3906 Church Road	1,427.61		1,427.61	12,658.28		12,658.28
032062 CORP-Building Services	26,217.77		26,217.77	204,372.64		204,372.64
032063 CORP-Building Services Woodcre	8,518.07		8,518.07	74,824.02		74,824.02
032090 CORP-Prop Mgmt Development						
036576 NE-Building Services Woodcrest	.88		.88	17.04		17.04
Total: OPEX	37,854.79		37,854.79	305,624.17		305,624.17
CAPEX						
032042 CORP-1000 Voorhees Building	2.12		2.12	72.80		72.80
032046 CORP-3906 Church Road	4,338.38		4,338.38	39,285.48		39,285.48
032062 CORP-Building Services	332.09		332.09	5,652.29		5,652.29
032063 CORP-Building Services Woodcre	.61		.61	3,651.33		3,651.33
032090 CORP-Prop Mgmt Development						
036576 NE-Building Services Woodcrest	.47		.47	1.04		1.04
Total: CAPEX	4,671.51		4,671.51	48,662.94		48,662.94
Total: 0362 SC-CORP Property	42,526.30		42,526.30	354,287.11		354,287.11
0363 SC-CORP Eastern Division Ops						
OPEX						
032023 CORP-Eastern Division Ops	23,562.88		23,562.88	214,983.17		214,983.17
035001 SE-Production						
035002 SE-Network	2,313.24		2,313.24	15,757.68		15,757.68
035003 SE-Customer Relations	20,811.93		20,811.93	190,672.31		190,672.31
035005 SE-Administration	12,319.61		12,319.61	119,139.18		119,139.18
035011 SE-Environmental Mgmt						
035014 SE-Engineering	809.72		809.72	7,238.06		7,238.06
035503 ED-Customer Relations	23,056.38		23,056.38	60,105.00		60,105.00
036501 NE-Production	8.55		8.55	452.14		452.14
036502 NE-Network						
036503 NE-Customer Field Services						
036505 NE-Administration						
036511 NE-Environmental Mgmt						
036514 NE-Engineering						
036591 NE-SAP Conversion						
Total: OPEX	82,882.31		82,882.31	608,347.54		608,347.54
CAPEX						
032023 CORP-Eastern Division Ops	9.75		9.75	137.79		137.79
035001 SE-Production						
035002 SE-Network	61.33		61.33	357.10		357.10
035003 SE-Customer Relations	366.89		366.89	2,286.12		2,286.12
035005 SE-Administration	433.61		433.61	2,674.07		2,674.07
035011 SE-Environmental Mgmt						
035014 SE-Engineering	286.85		286.85	1,317.60		1,317.60

582150
11
10/14/09
16:12:07

American Water Works Company
Southeast Service Company Billing
Business Partner Report

Business Partner: 12 Kentucky-American Water Co.

Data Selection Values
Period: 09 Year: 09
Region: D Southeastern Region
Location: 0363 SC-CORP Eastern Division Ops

Description Of Service	Month		Year-To-Date		Variance
	Actual	Budget	Actual	Budget	
D Southeastern Region					
12 Kentucky-American Water Co.					
0363 SC-CORP Eastern Division Ops					
CAPEX					
035503 ED-Customer Relations	15.52		31.72		31.72
036501 NE-Production	4.54		44.28		44.28
036502 NE-Network					
036503 NE-Customer Field Services					
036505 NE-Administration					
036511 NE-Environmental Mgmt					
036514 NE-Engineering					
Total: CAPEX	1,169.41		6,848.68		6,848.68
Total: 0363 SC-CORP Eastern Division Ops	84,051.72		615,196.22		615,196.22
0364 SC-CORP Busn Transformation					
OPEX					
032040 CORP-Busness Transformation	124.64		269.29		269.29
032051 CORP-Bsns Trans-Procure To Pay	1.14		26.54		26.54
032052 CORP-Bsns Trans-Recruit To Ret	45.05		107.24		107.24
032053 CORP-Bsns Trans-Record To Rpt	50.93		61.91		61.91
032054 CORP-Bsns Trans-Order To Cash	95.34		105.94		105.94
032055 CORP-Bsns Trans-Plan, Bld, Ret	13.23		115.31		115.31
032056 CORP-Bsns Trans-Ord To Compl	8.50		10.85		10.85
Total: OPEX	46.09		158.50		158.50
CAPEX					
032040 CORP-Busness Transformation	6,795.18		69,479.24		69,479.24
032051 CORP-Bsns Trans-Procure To Pay	1,670.81		13,529.80		13,529.80
032052 CORP-Bsns Trans-Recruit To Ret	2,301.60		14,968.44		14,968.44
032053 CORP-Bsns Trans-Record To Rpt	2,180.98		15,023.99		15,023.99
032054 CORP-Bsns Trans-Order To Cash	1,480.53		13,291.87		13,291.87
032055 CORP-Bsns Trans-Plan, Bld, Ret	1,927.05		14,306.15		14,306.15
032056 CORP-Bsns Trans-Ord To Compl	2,501.70		16,082.05		16,082.05
Total: CAPEX	18,857.85		156,681.54		156,681.54
Total: 0364 SC-CORP Busn Transformation	18,903.94		156,840.04		156,840.04
0366 SC-Corp Western Division Ops					
OPEX					
032024 Corp-Western Division Ops	28.66		220.85		220.85
033001 WE-Production					
033002 WE-Network					
033003 WE-Customer Relations			176.22		176.22
033004 WE-Technical Services					
033005 WE-Administration			1,210.98		1,210.98
033006 WE-Service Delivery			177.99		177.99
033011 WE-Environmental Mgmt			1.32		1.32
033014 WE-Engineering	95.06		1,062.66		1,062.66
033028 WE-Asset Planning					
033501 CE-Production	.26		4.43		4.43

582150 American Water Works Company 12
 Southeast Service Company Billing 10/14/09
 Business Partner Report 16:12:07
 Business Partner: 12 Kentucky-American Water Co.
 SC-Corp Western Division Ops

 | Month | | Year-To-Date |

Description Of Service	Actual	Budget	Variance	Actual	Budget	Variance
D Southeastern Region						
12 Kentucky-American Water Co.						
0366 SC-Corp Western Division Ops						
OPEX						
033502 CE-Network	152.10		152.10	789.91		789.91
033503 CE-Customer Relations	614.90		614.90	3,106.66		3,106.66
033505 CE-Administration	622.16		622.16	5,686.14		5,686.14
033511 CE-Environmental Mgmt	82.64		82.64	415.18		415.18
033514 CE-Engineering	311.71		311.71	1,601.91		1,601.91
Total: OPEX	1,717.37		1,717.37	14,445.39		14,445.39
CAPEX						
032024 Corp-Western Division Ops			.37	48.96		48.96
033001 WE-Production						
033002 WE-Network						
033003 WE-Customer Relations						
033004 WE-Technical Services						
033005 WE-Administration						
033011 WE-Environmental Mgmt						
033014 WE-Engineering						
033028 WE-Asset Planning						
033501 CE-Production						
033502 CE-Network						
033503 CE-Customer Relations						
033505 CE-Administration						
033511 CE-Environmental Mgmt						
033514 CE-Engineering	48.82-		48.82-	187.27		187.27
Total: CAPEX	48.82-		48.82-	1,438.59		1,438.59
Total: 0366 SC-Corp Western Division Ops	1,668.92		1,668.92	15,883.98		15,883.98
0367 SC-Corp Regulated Ops						
OPEX						
032026 CORP-Regulated Ops	3,580.23		3,580.23	38,289.37		38,289.37
Total: OPEX	3,580.23		3,580.23	38,289.37		38,289.37
CAPEX						
032026 CORP-Regulated Ops	16.90		16.90	385.82		385.82
Total: CAPEX	16.90		16.90	385.82		385.82
Total: 0367 SC-Corp Regulated Ops	3,597.13		3,597.13	38,675.19		38,675.19
0369 SC-CORP Regulatory						
OPEX						
032050 CORP-Backfill Reg App						
032069 CORP-Regulatory UFS	2,074.20		2,074.20	18,224.33		18,224.33
Total: OPEX	2,074.20		2,074.20	18,224.39		18,224.39
CAPEX						
032050 CORP-Backfill Reg App						
032069 CORP-Regulatory UFS	6.99		6.99	105.72		105.72
Total: CAPEX	6.99		6.99	105.54		105.54
Total: 0369 SC-CORP Regulatory	2,081.19		2,081.19	18,329.93		18,329.93

582150

American Water Works Company
Southeast Service Company Billing
Business Partner Report

13
10/14/09
16:12:07

Data Selection Values

Period: 09 Year: 09
Region: D Southeastern Region
Location: 0370 SC-CSC Pensacola OH Location

Business Partner: 12 Kentucky-American Water Co.

Month | | Year-To-Date

Description Of Service	Actual	Budget	Variance	Actual	Budget	Variance
D Southeastern Region						
12 Kentucky-American Water Co.						
0370 SC-CSC Pensacola OH Location						
OPEX						
037005 CCP-Administration	3,491.70		3,491.70	27,342.16		27,342.16
037070 CCP-Call Handling	37,407.90		37,407.90	323,873.70		323,873.70
037071 CCP-Billing	11,495.67		11,495.67	89,269.89		89,269.89
037072 CCP-Collections	2,363.70		2,363.70	18,435.94		18,435.94
037073 CCP-Operations and Support						
037074 CCP-Business Services						
037075 CCP-Education & Development	54,758.97		54,758.97	458,921.69		458,921.69
Total: OPEX						
037005 CCP-Administration	3,491.70		3,491.70	27,342.16		27,342.16
037070 CCP-Call Handling	37,407.90		37,407.90	323,873.70		323,873.70
037073 CCP-Operations and Support	11,495.67		11,495.67	89,269.89		89,269.89
037075 CCP-Education & Development	2,363.70		2,363.70	18,435.94		18,435.94
Total:	54,758.97		54,758.97	458,921.69		458,921.69
CAPEX						
037005 CCP-Administration						
037070 CCP-Call Handling						
037071 CCP-Billing						
037072 CCP-Collections						
037073 CCP-Operations and Support						
037074 CCP-Business Services						
037075 CCP-Education & Development						
Total: CAPEX						
0370 SC-CSC Pensacola OH Location	54,758.97		54,758.97	458,921.69		458,921.69
0375 SC-STEP Project Location						
OPEX						
032091 CORP-STEP Project						
Total: OPEX						
CAPEX						
032091 CORP-STEP Project						
Total: CAPEX						
Total: 0375 SC-STEP Project Location						
0388 SC-CORP Business Change						
OPEX						
032088 CORP-Business Change				4,663.01		4,663.01
Total: OPEX				4,663.01		4,663.01
CAPEX						
032088 CORP-Business Change						
Total: CAPEX						
Total: 0388 SC-CORP Business Change				4,663.01		4,663.01
0398 SC-CORP Other						

582150

American Water Works Company
Southeast Service Company Billing
Business Partner Report

14
10/14/09
16:12:07

Data Selection Values

Period: 09 Year: 09
Region: D Southeastern Region
Location: 0398 SC-CORP Other

Business Partner: 12 Kentucky-American Water Co.

Month | | Year-To-Date

Description Of Service	Actual	Budget	Variance	Actual	Budget	Variance
D Southeastern Region						
12 Kentucky-American Water Co.						
0398 SC-CORP Other						
032000 CORP-Balance Sheet	75,436.47-		75,436.47-	56,886.64		56,886.64
Total:	75,436.47-		75,436.47-	56,886.64		56,886.64
032000 CORP-Balance Sheet						
Total:						
OPEX						
032001 CORP-Bldg Services Marlton						
032005 CORP-CEO						
032061 CORP-Property Management						
032070 CORP-Shared Bus Services Admin						
032089 CORP-AWE Pass-Thru	427.20		427.20	2,329.88		2,329.88
032092 CORP-Strategy & Planning						
032094 CORP-COE O&M						
032095 CORP-Project STAR						
032096 CORP-Chief Growth Officer						
032097 CORP-Product & Serv Innovation	1,239.98		1,239.98	28,550.37		28,550.37
032098 CORP-Non-Departmental Costs	1,667.18		1,667.18	30,880.25		30,880.25
Total: OPEX	1,239.98		1,239.98	28,550.37		28,550.37
CAPEX						
032001 CORP-Bldg Services Marlton						
032005 CORP-CEO						
032061 CORP-Property Management						
032070 CORP-Shared Bus Services Admin						
032089 CORP-AWE Pass-Thru	5.41		5.41	62.97		62.97
032092 CORP-Strategy & Planning						
032094 CORP-COE O&M						
032095 CORP-Project STAR						
032096 CORP-Chief Growth Officer						
032097 CORP-Product & Serv Innovation						
032098 CORP-Non-Departmental Costs	23.60-		23.60-	441.37		441.37
Total: CAPEX	23.60-		23.60-	504.34		504.34
Total: 0398	73,787.48-		73,787.48-	88,271.23		88,271.23
Total: 12	790,740.73		790,740.73	6,631,702.55		6,631,702.55
Total: D	790,740.73		790,740.73	6,631,702.55		6,631,702.55
Total:	790,740.73		790,740.73	6,631,702.55		6,631,702.55

Data Selection Values
Year: 09 Period: 10 Region: B Eastern Division Business Partner: 12 Intercompany Settlement Co 12

Description Of Service	Hours	Payroll	Expenses	Total
Accounting	841.30	26,895.18	20,446.63	47,341.81
Administration	108.72	6,201.11	62,561.25	68,762.36
Audit	47.24	2,678.38	4,105.18	6,783.56
Communications	253.76	12,209.01	16,087.10	28,296.11
Legal	334.06	15,117.09	12,134.27	27,251.36
Engineering	1.77	170.16	729.31	899.47
Finance	845.70	43,400.71	51,156.29	94,557.00
Human Resources	254.18	12,052.26	20,361.47	32,413.73
Information Systems	779.53	35,860.89	92,804.04	128,664.93
Operations	1,547.69	69,794.91	56,202.00	125,996.91
Rates & Revenue	43.96	2,524.08	3,139.26	5,663.34
Risk Management	63.58	2,624.71	2,293.57	4,918.28
Water Quality	268.26	8,637.52	17,142.73	25,780.25
Customer Service	3,038.58	56,164.48	90,045.47	146,209.95
TOTAL:	8,488.33	294,330.49	449,208.57	743,539.06
TOTAL CURRENT MONTH CHARGES				743,539.06
LESS: PAYMENT-PRIOR EST. BILLING				790,740.73-
NET AMOUNT PAYABLE (RECEIVABLE)				47,201.67-
PLUS: EST. CURRENT MONTH BILLING				743,539.06

				696,337.39

582150 American Water Works Company, 1
11/18/09
13:27:26
Southeast Service Company Billing
Business Partner Report
Kentucky-American Water Co.
Business Partner: 12
Business Partner: 12
Kentucky-American Water Co.
Data Selection Values
Period: 10 Year: 09
Region: B Eastern Division
Location: 0003 AW Service Co.

Description Of Service	Month		Year-To-Date		Variance
	Actual	Budget	Actual	Budget	
B Eastern Division					
12 Kentucky-American Water Co.					
0003 AW Service Co.					
03001 BS Movements Co 3	82,836.95-		139,723.59-		139,723.59-
Total:	82,836.95-		139,723.59-		139,723.59-
03001 BS Movements Co 3					
Total:					
Total: 0003 AW Service Co.					
0320 SC-CORP Bus Develop	82,836.95-		139,723.59-		139,723.59-
OPEX					
032020 CORP-Corporate Bus Development	4,019.50		37,465.79		37,465.79
033020 WE-Business Development			197.84		197.84
033520 CE-Business Development	73.07		414.46		414.46
035020 SE-Business Development	13,516.00		132,428.20		132,428.20
036520 NE-Business Development			10.15		10.15
Total: OPEX	17,608.57		170,516.44		170,516.44
CAPEX					
032020 CORP-Corporate Bus Development	22.67		346.62		346.62
033020 WE-Business Development					
033520 CE-Business Development			38.77		38.77
035020 SE-Business Development	29.02		436.76		436.76
036520 NE-Business Development			.01-		.01-
Total: CAPEX	51.69		822.14		822.14
035020 SE-Business Development					
Total:	1,207.77-		1,207.77-		1,207.77-
Total: 0320 SC-CORP Bus Develop	1,207.77-		1,207.77-		1,207.77-
0321 SC-CORP Audit	16,452.49		170,130.81		170,130.81
OPEX					
032060 CORP-Audit	6,769.43		45,345.05		45,345.05
Total: OPEX	6,769.43		45,345.05		45,345.05
CAPEX					
032060 CORP-Audit	14.13		172.18		172.18
Total: CAPEX	14.13		172.18		172.18
Total: 0321 SC-CORP Audit	6,783.56		45,517.23		45,517.23
0322 SC-CORP External Affairs					
OPEX					
032022 CORP-Government Affairs	1,530.13		14,932.06		14,932.06
032025 CORP-External Affairs	2,959.01		26,710.61		26,710.61
032068 CORP-Marketing	5,884.16		40,977.30		40,977.30
032085 CORP-External Communications	2,384.15		28,303.43		28,303.43
032086 CORP-Internal Communications	1,062.01		10,987.67		10,987.67
032087 CORP-Corp Social Resp	900.22		13,073.96		13,073.96
033025 WE-External Affairs	.59-		251.94		251.94

582150
American Water Works Company
Southeast Service Company Billing
Business Partner Report

2
11/18/09
13:27:26

Business Partner: 12 Kentucky-American Water Co.

Data Selection Values
Period: 10 Year: 09
Region: B Eastern Division
Location: 0322 SC-CORP External Affairs

Description Of Service	Month			Year-To-Date		
	Actual	Budget	Variance	Actual	Budget	Variance

B Eastern Division						
12 Kentucky-American Water Co.						
0322 SC-CORP External Affairs						
OPEX						
033525 CE-External Affairs	189.19		189.19	1,069.52		1,069.52
035025 SE-External Affairs	13,317.17		13,317.17	133,213.33		133,213.33
036525 NE-External Affairs	2.97		2.97	214.68		214.68
Total: OPEX	28,228.42		28,228.42	269,734.50		269,734.50

CAPEX						
032022 CORP-Government Affairs	4.41		4.41	67.58		67.58
032025 CORP-External Affairs	21.40		21.40	249.32		249.32
032068 CORP-Marketing	9.40		9.40	120.54		120.54
032085 CORP-External Communications	5.47		5.47	79.91		79.91
032086 CORP-Internal Communications	2.02		2.02	34.18		34.18
032087 CORP-Corp Social Resp	3.24		3.24	28.01		28.01
033025 WE-External Affairs						
033525 CE-External Affairs	21.75		21.75	100.48		100.48
035025 SE-External Affairs				330.04		330.04
036525 NE-External Affairs	67.69		67.69	2.25		2.25
Total: CAPEX	67.69		67.69	1,012.31		1,012.31

035025 SE-External Affairs	3,331.75-		3,331.75-	3,331.75-		3,331.75-
Total: 0322 SC-CORP External Affairs	3,331.75-		3,331.75-	3,331.75-		3,331.75-
0323 SC-Supply Chain Location	24,964.36		24,964.36	267,415.06		267,415.06
OPEX						

032009 CORP-Supply Chain-Pass Thru				2.32		2.32
032010 CORP-Supply Chain-Sourcing	7,682.81		7,682.81	60,401.66		60,401.66
033010 WE-Supply Chain				37.62		37.62
033510 CE-Supply Chain	61.07		61.07	897.10		897.10
035010 SE-Supply Chain	1,519.45		1,519.45	16,936.97		16,936.97
036510 NE-Supply Chain	9,263.27		9,263.27	35.91		35.91
Total: OPEX	9,263.27		9,263.27	78,311.58		78,311.58

032009 CORP-Supply Chain-Pass Thru						
032010 CORP-Supply Chain-Sourcing	7,682.81		7,682.81	60,401.66		60,401.66
033010 WE-Supply Chain				37.62		37.62
033510 CE-Supply Chain	61.07		61.07	897.10		897.10
035010 SE-Supply Chain	1,519.45		1,519.45	16,936.97		16,936.97
036510 NE-Supply Chain	9,263.27		9,263.27	35.91		35.91
Total: CAPEX	9,263.27		9,263.27	78,311.58		78,311.58

032009 CORP-Supply Chain-Pass Thru						
032010 CORP-Supply Chain-Sourcing	6,928.08		6,928.08	70,086.33		70,086.33
033010 WE-Supply Chain						
033510 CE-Supply Chain						
Total: OPEX	6,928.08		6,928.08	662.35		662.35

582150

American Water Works Company
Southeast Service Company Billing
Business Partner Report

3
11/18/09
13:27:26

Data Selection Values

Period: 10 Year: 09
Region: B Eastern Division
Location: 0323 SC-Supply Chain Location

Business Partner: 12 Kentucky-American Water Co.

| Month | | Year-To-Date |

Description Of Service	Actual	Budget	Variance	Actual	Budget	Variance
B Eastern Division						
12 Kentucky-American Water Co.						
0323 SC-Supply Chain Location						
CAPEX						
035010 SE-Supply Chain	517.47		517.47	5,975.25		5,975.25
036510 NE-Supply Chain				28.73		28.73
Total: CAPEX	7,445.37		7,445.37	76,791.78		76,791.78
Total: 0323 SC-Supply Chain Location	16,708.64		16,708.64	155,103.36		155,103.36
0324 SC-ITS Location						
OPEX						
032030 CORP-ITS Client Rel Admin						
032031 CORP-Service Desk						
032032 CORP-ITS-BAD-Core Shared						
032033 Chg Ctrl & Desktop Automation						
032034 CORP-ITS Appl Adm & Security						
032035 CORP-ITS Sec Arch & Strategy						
032071 CORP-ITS Admin						
032072 CORP-ITS PMO						
032073 CORP-ITS Infra/Oper Admin						
032074 CORP-ITS Production						
032075 CORP-Enterprise Server						
032076 CORP-Communications						
032077 CORP-ITS Security Operations						
032078 CORP-ITS Adm Business Appl Dev						
032079 CORP-ITS-BAD-Middle Office App						
032080 CORP-ITS-BAD-Back Office Apps						
032081 CORP-ITS-BAD-Quality&Methodlgy						
032082 CORP-ITS-BAD-Customer Facing						
032083 CORP-ITS-BAD-Field Svc Apps						
032093 CORP-ITS-Architecture						
033031 WB-ITS Client Relations						
033531 CE-Western CS & S						
035031 SE-ITS Client Relations						
036531 NE-Eastern CS & S						
Total: OPEX						
032030 CORP-ITS Client Rel Admin	673.11		673.11	6,447.58		6,447.58
032031 CORP-Service Desk	3,885.04		3,885.04	35,978.41		35,978.41
032032 CORP-ITS-BAD-Core Shared	2,862.32		2,862.32	36,505.79		36,505.79
032033 Chg Ctrl & Desktop Automation	804.50		804.50	8,427.05		8,427.05
032034 CORP-ITS Appl Adm & Security				8,391.01		8,391.01
032035 CORP-ITS Sec Arch & Strategy	173.43		173.43	6,745.57		6,745.57
032071 CORP-ITS Admin	7,317.32		7,317.32	30,831.08		30,831.08
032072 CORP-ITS PMO	3,576.67		3,576.67	38,062.68		38,062.68
032073 CORP-ITS Infra/Oper Admin	971.89		971.89	11,737.81		11,737.81
032074 CORP-ITS Production	39,046.97		39,046.97	293,190.23		293,190.23

582150

American Water Works Company
Southeast Service Company Billing
Business Partner Report

4
11/18/09
13:27:26

Data Selection Values

Period: 10 Year: 09
Region: B Eastern Division
Location: 0324 SC-ITS Location

Business Partner: 12 Kentucky-American Water Co.

| Month | | Year-To-Date |

Description Of Service	Actual	Budget	Variance	Actual	Budget	Variance
B Eastern Division						
12 Kentucky-American Water Co.						
0324 SC-ITS Location						
032075 CORP-Enterprise Server	13,131.99		13,131.99	143,898.05		143,898.05
032076 CORP-Communications	13,881.85		13,881.85	117,744.24		117,744.24
032077 CORP-ITS Security Operations	4,230.77		4,230.77	35,759.05		35,759.05
032078 CORP-ITS Adm Business Appl Dev	1,640.45		1,640.45	17,524.87		17,524.87
032079 CORP-ITS-BAD-Middle Office App	2,589.84		2,589.84	46,616.97		46,616.97
032080 CORP-ITS-BAD-Back Office Apps	6,005.43		6,005.43	57,052.49		57,052.49
032081 CORP-ITS-BAD-Quality&Methodlogy	2,142.50		2,142.50	21,157.42		21,157.42
032082 CORP-ITS-BAD-Customer Facing	5,124.63		5,124.63	35,343.31		35,343.31
032083 CORP-ITS-BAD-Field Svc Apps	8,074.61		8,074.61	49,895.38		49,895.38
032093 CORP-ITS-Architecture	5,142.01		5,142.01	40,843.75		40,843.75
033531 CE-Western CS & S	5,414.12		5,414.12	43,415.02		43,415.02
035031 SE-ITS Client Relations	1,440.39		1,440.39	7,632.70		7,632.70
036531 NE-Eastern CS & S	407.73		407.73	19,574.15		19,574.15
Total:	128,537.57		128,537.57	1,112,774.61		1,112,774.61
CAPEX						
032030 CORP-ITS Client Rel Admin	.18		.18	10.92		10.92
032031 CORP-Service Desk	1.18		1.18	65.24		65.24
032032 CORP-ITS-BAD-Core Shared	.60		.60	64.66		64.66
032033 Chg Ctrl & Desktop Automation	.24		.24	14.09		14.09
032034 CORP-ITS Appl Adm & Security	.16		.16	9.53		9.53
032035 CORP-ITS Sec Arch & Strategy	.82		.82	37.44		37.44
032071 CORP-ITS Admin	1.33		1.33	11.38		11.38
032072 CORP-ITS PMO	1.33		1.33	1,279.10		1,279.10
032073 CORP-ITS Infra/Oper Admin	.28		.28	16.20		16.20
032074 CORP-ITS Production	34.77		34.77	1,225.10		1,225.10
032075 CORP-Enterprise Server	7.38		7.38	446.49		446.49
032076 CORP-Communications	5.55		5.55	247.92		247.92
032077 CORP-ITS Security Operations	.74		.74	36.77		36.77
032078 CORP-ITS Adm Business Appl Dev	.37		.37	29.56		29.56
032079 CORP-ITS-BAD-Middle Office App	1.62		1.62	119.23		119.23
032080 CORP-ITS-BAD-Back Office Apps	2.47		2.47	131.35		131.35
032081 CORP-ITS-BAD-Quality&Methodlogy	.38		.38	20.48		20.48
032082 CORP-ITS-BAD-Customer Facing	.70		.70	39.65		39.65
032083 CORP-ITS-BAD-Field Svc Apps	4.53		4.53	105.77		105.77
032093 CORP-ITS-Architecture	38.23		38.23	669.78		669.78
033031 WE-ITS Client Relations				4,992.48		4,992.48
033531 CE-Western CS & S	24.05		24.05	189.16		189.16
035031 SE-ITS Client Relations	6.22		6.22	420.02		420.02
036531 NE-Eastern CS & S	127.36		127.36	10,182.32		10,182.32
Total: CAPEX	832.94		832.94	832.94		832.94

582150

American Water Works Company
Southeast Service Company Billing
Business Partner Report

5
11/18/09
13:27:26

Data Selection Values

Period: 10 Year: 09
Region: B Eastern Division
Location: 0325 SC-SSC Location

Business Partner: 12 Kentucky-American Water Co.

Month	Year-To-Date

Description Of Service	Actual	Budget	Variance	Actual	Budget	Variance
B Eastern Division						
12 Kentucky-American Water Co.						
0325 SC-SSC Location						
OPEX						
Total: 0324 SC-ITS Location	832.94-		832.94-	832.94-		832.94-
0325 SC-SSC Location	127,831.99		127,831.99	1,122,123.99		1,122,123.99
OPEX						
032084 SSC-Accounts Payable						
032505 SSC-Administration						
032560 SSC-Financial Reporting						
032570 SSC-General Accounting						
032571 SSC-Tax						
032572 SSC-Business Support Services						
032573 SSC-Planning & Reporting						
032574 SSC-Rates & Regulation						
032575 SSC-Cash Operations						
032576 SSC-Facility Services						
032577 SSC-Utility Plant Accounting						
032578 SSC-Project Management						
032579 SSC-Employee Services						
032580 SSC-AWE						
Total: OPEX						
032084 SSC-Accounts Payable	5,783.98		5,783.98	46,193.42		46,193.42
032505 SSC-Administration	6,702.93		6,702.93	69,691.59		69,691.59
032570 SSC-General Accounting	9,996.41		9,996.41	89,238.38		89,238.38
032571 SSC-Tax	3,486.13		3,486.13	35,170.46		35,170.46
032572 SSC-Business Support Services	3,957.45		3,957.45	35,082.01		35,082.01
032573 SSC-Planning & Reporting	3,584.43		3,584.43	35,454.63		35,454.63
032574 SSC-Rates & Regulation	5,492.18		5,492.18	53,496.83		53,496.83
032575 SSC-Cash Operations	4,599.57		4,599.57	47,473.22		47,473.22
032576 SSC-Facility Services	862.83		862.83	8,810.62		8,810.62
032577 SSC-Utility Plant Accounting	6,286.24		6,286.24	67,246.58		67,246.58
032578 SSC-Project Management	471.90		471.90	4,634.48		4,634.48
032579 SSC-Employee Services						
032580 SSC-AWE	51,224.05		51,224.05	492,492.22		492,492.22
Total: CAPEX						
032084 SSC-Accounts Payable	1.90		1.90	663.98		663.98
032505 SSC-Administration	2.62		2.62	1,913.16		1,913.16
032560 SSC-Financial Reporting						
032570 SSC-General Accounting	2.04		2.04	823.42		823.42
032571 SSC-Tax	.88		.88	233.52		233.52
032572 SSC-Business Support Services	1.29		1.29	436.46		436.46
032573 SSC-Planning & Reporting						
032574 SSC-Rates & Regulation	51.76		51.76	18,344.65		18,344.65
032575 SSC-Cash Operations	1.99		1.99	622.75		622.75

582150 American Water Works Company 6
 Southeast Service Company Billing 11/18/09
 Business Partner Report 13:27:26

Data Selection Values
 Period: 10 Year: 09
 Region: B Eastern Division
 Location: 0325 SC-SSC Location

Business Partner: 12 Kentucky-American Water Co.

Description Of Service	Month			Year-To-Date		
	Actual	Budget	Variance	Actual	Budget	Variance
B Eastern Division						
12 Kentucky-American Water Co.						
0325 SC-SSC Location						
CAPEX						
032576 SSC-Facility Services	1.34		1.34	565.56		565.56
032577 SSC-Utility Plant Accounting	.37		.37	128.47		128.47
032578 SSC-Project Management	2.21		2.21	893.71		893.71
032579 SSC-Employee Services	.57		.57	198.54		198.54
032580 SSC-AWE	66.97		66.97	24,824.22		24,824.22
Total: CAPEX	51,291.02		51,291.02	517,316.44		517,316.44
Total: 0325 SC-SSC Location						
0326 SC-CORP Operations						
OPEX						
032011 CORP-Chief Operating Officer	5,304.85		5,304.85	44,361.10		44,361.10
032016 CORP-Maintenance Services	845.05		845.05	7,176.66		7,176.66
032019 CORP-Operational Risk	2,335.82		2,335.82	24,263.77		24,263.77
032064 CORP-Operational Performance	2,155.43		2,155.43	20,181.63		20,181.63
032065 CORP-Asset Management	441.13		441.13	5,547.58		5,547.58
032066 CORP-Innov & Env Stewardship	4,945.06		4,945.06	44,334.33		44,334.33
033016 WE-Maintenance	.12		.12	2,703.18		2,703.18
033019 WE-Operational Risk	1,607.42		1,607.42	96.21		96.21
033516 CE-Maintenance	1,870.27		1,870.27	8,631.49		8,631.49
033519 CE-Operational Risk	9,054.91		9,054.91	8,513.53		8,513.53
035016 SE-Maintenance	152.03		152.03	96,049.20		96,049.20
035019 SE-Operational Risk	5.38		5.38	2,559.15		2,559.15
036516 NE-Maintenance	4.95		4.95	551.17		551.17
036519 NE-Operational Risk	468.25		468.25	395.24		395.24
036550 CORP-COE-Engineering	622.27		622.27	4,543.44		4,543.44
036551 CORP-COE-Technical Services	29,812.70		29,812.70	5,718.37		5,718.37
Total: OPEX	697.94		697.94	275,626.05		275,626.05
CAPEX						
032011 CORP-Chief Operating Officer	11.05		11.05	6,902.66		6,902.66
032016 CORP-Maintenance Services	550.02		550.02	153.73		153.73
032019 CORP-Operational Risk	1,230.93		1,230.93	3,795.52		3,795.52
032064 CORP-Operational Performance	4,305.88		4,305.88	11,837.29		11,837.29
032065 CORP-Asset Management	6,357.26		6,357.26	46,297.26		46,297.26
032066 CORP-Innov & Env Stewardship				43,477.76		43,477.76
033016 WE-Maintenance						
033019 WE-Operational Risk						
033516 CE-Maintenance	27.85		27.85	150.40		150.40
033519 CE-Operational Risk	2.54		2.54	114.73		114.73
035016 SE-Maintenance	2.77		2.77	4,816.13		4,816.13
035019 SE-Operational Risk	2.77		2.77	.41		.41
036516 NE-Maintenance	25,751.86		25,751.86	1.38		1.38
036519 NE-Operational Risk				27.15		27.15
036550 CORP-COE-Engineering				213,228.38		213,228.38

582150

American Water Works Company
Southeast Service Company Billing
Business Partner Report

7
11/18/09
13:27:26

Data Selection Values

Period: 10 Year: 09
Region: B Eastern Division
Location: 0326 SC-CORP Operations

Business Partner: 12 Kentucky-American Water Co.

| Month | | Year-To-Date |

Description Of Service	Actual	Budget	Variance	Actual	Budget	Variance
B Eastern Division						
12 Kentucky-American Water Co.						
0326 SC-CORP Operations						
CAPEX						
036551 CORP-COE-Technical Services	4,266.35		4,266.35	52,170.89		52,170.89
Total: CAPEX	43,204.45		43,204.45	382,973.69		382,973.69
Total: 0326 SC-CORP Operations	73,017.15		73,017.15	658,599.74		658,599.74
0327 SC-CORP Finance						
OPEX						
032007 CORP-Finance	7,389.93		7,389.93	67,886.03		67,886.03
032017 CORP-Planning & Reporting	6,622.51		6,622.51	76,077.67		76,077.67
032027 CORP-Reporting & Compliance	9,481.44		9,481.44	79,900.24		79,900.24
032047 CORP-Income Tax	6,496.92		6,496.92	69,856.26		69,856.26
032057 CORP-Treasury	6,117.01		6,117.01	60,206.80		60,206.80
033007 WE-Finance	1,246.35		1,246.35	5,795.49		5,795.49
033507 CE-Finance	697.97		697.97	4,561.00		4,561.00
035007 SE-Finance	37,839.72		37,839.72	505,420.15		505,420.15
036507 NE-Finance				14,610.42		14,610.42
037777 CORP-IFRS-Finance				1,640.00		1,640.00
Total: OPEX	73,399.15		73,399.15	885,954.06		885,954.06
CAPEX						
032007 CORP-Finance	29.83		29.83	451.71		451.71
032017 CORP-Planning & Reporting	27.73		27.73	505.95		505.95
032027 CORP-Reporting & Compliance	9.02		9.02	133.56		133.56
032047 CORP-Income Tax	1.21		1.21	618.85		618.85
032057 CORP-Treasury	31.06		31.06	426.97		426.97
033007 WE-Finance				391.43		391.43
033507 CE-Finance	372.01		372.01	5,120.73		5,120.73
035007 SE-Finance				17.54		17.54
036507 NE-Finance				7,666.74		7,666.74
Total: CAPEX	470.86		470.86			
035007 SE-Finance	3,040.23-		3,040.23-	3,040.23-		3,040.23-
Total:	3,040.23-		3,040.23-	3,040.23-		3,040.23-
Total: 0327 SC-CORP Finance	70,829.78		70,829.78	890,580.57		890,580.57
0328 SC-CORP Human Resources						
OPEX						
032002 CORP-HR Comp/Benefits	4,769.37		4,769.37	41,051.79		41,051.79
032003 CORP-HR Talent Development	2,775.98		2,775.98	23,141.46		23,141.46
032004 CORP-HR Labor Relations	1,194.66		1,194.66	11,965.60		11,965.60
032006 CORP-Business Center HR	2,301.70		2,301.70	25,175.89		25,175.89
032012 CORP-HR Strategic Staffing						
032013 CORP-HR Systems & Processes	2,784.87		2,784.87	20,532.12		20,532.12
032014 CORP-Benefits Service Center						
032018 CORP-Human Resources	3,261.22		3,261.22	34,798.62		34,798.62
032028 CORP-ED Human Resources	5,436.59		5,436.59	51,281.43		51,281.43

582150

American Water Works Company
Southeast Service Company Billing
Business Partner Report

11/18/09
13:27:26

8

Data Selection Values

Period: 10 Year: 09

Region: B Eastern Division

Location: 0328 SC-CORP Human Resources

Business Partner: 12

Kentucky-American Water Co.

| Month | | Year-To-Date |

Description Of Service	Actual	Budget	Variance	Actual	Budget	Variance
B Eastern Division						
12 Kentucky-American Water Co.						
0328 SC-CORP Human Resources						
OPEX						
032038 CORP-WD Human Resources	1,933.18		1,933.18	14,718.33		14,718.33
033018 WE-Human Resources				9.09		9.09
033518 CE-Human Resources	70.19		70.19	1,080.18		1,080.18
034018 CCA-Human Resources	3,894.27		3,894.27	30,932.38		30,932.38
035018 SE-Human Resources	78.65		78.65	8,855.89		8,855.89
036518 NE-Human Resources				4.77		4.77
037018 CCP-Human Resources ODI						
Total: OPEX	28,343.38		28,343.38	263,547.55		263,547.55
032014 CORP-Benefits Service Center						
Total:	3,978.40		3,978.40	38,634.79		38,634.79
CAPEX						
032002 CORP-HR Comp/Benefits	14.41		14.41	216.86		216.86
032003 CORP-HR Talent Development	13.70		13.70	137.64		137.64
032004 CORP-HR Labor Relations	4.58		4.58	63.91		63.91
032006 CORP-Business Center HR	11.37		11.37	170.02		170.02
032012 CORP-HR Strategic Staffing						
032013 CORP-HR Systems & Processes	7.89		7.89	118.93		118.93
032014 CORP-Benefits Service Center	1.49		1.49	539.85		539.85
032018 CORP-Human Resources	6.62		6.62	97.90		97.90
032028 CORP-ED Human Resources	2.39		2.39	13.26		13.26
032038 CORP-WD Human Resources	29.53		29.53	238.60		238.60
033018 WE-Human Resources						
033518 CE-Human Resources				30.61		30.61
034018 CCA-Human Resources				2.35		2.35
035018 SE-Human Resources	.03		.03	1.58		1.58
036518 NE-Human Resources				5.55		5.55
037018 CCP-Human Resources ODI						
Total: CAPEX	91.95		91.95	1,629.20		1,629.20
032028 CORP-ED Human Resources						
Total:	2,103.16		2,103.16	2,103.16		2,103.16
Total: 0328 SC-CORP Human Resources	2,103.16		2,103.16	2,103.16		2,103.16
0329 SC-CORP Legal	30,310.57		30,310.57	301,708.38		301,708.38
OPEX						
032008 CORP-Legal Admin						
032015 CORP-Legal	7,987.72		7,987.72	83,217.54		83,217.54
033015 WE-Legal	17.77		17.77	189.80		189.80
033515 CE-Legal	376.88		376.88	2,449.04		2,449.04
035015 SE-Legal	18,803.70		18,803.70	187,417.18		187,417.18
036515 NE-Legal				296.07		296.07
Total: OPEX	27,150.53		27,150.53	273,569.63		273,569.63

582150

American Water Works Company
Southeast Service Company Billing
Business Partner Report

9
11/18/09
13:27:26

Data Selection Values

Period: 10 Year: 09
Region: B Eastern Division
Location: 0329 SC-CORP Legal

Business Partner: 12 Kentucky-American Water Co.

Description Of Service	Month			Year-To-Date		
	Actual	Budget	Variance	Actual	Budget	Variance
B Eastern Division						
12 Kentucky-American Water Co.						
0329 SC-CORP Legal						
CAPEX						
032008 CORP-Legal Admin	45.03		45.03	674.69		674.69
032015 CORP-Legal				237.76		237.76
033015 WE-Legal				857.92		857.92
033515 CE-Legal	55.80		55.80	12.29		12.29
035015 SE-Legal				1,782.66		1,782.66
036515 NE-Legal	100.83		100.83			
Total: CAPEX						
035015 SE-Legal	2,165.65-		2,165.65-	2,165.65-		2,165.65-
Total:	2,165.65-		2,165.65-	2,165.65-		2,165.65-
0329 SC-CORP Legal	25,085.71		25,085.71	273,186.64		273,186.64
0337 SC-Corp IR						
OPEX						
032037 CORP-Investor Relations	1,872.96		1,872.96	15,937.12		15,937.12
Total: OPEX	1,872.96		1,872.96	15,937.12		15,937.12
CAPEX						
032037 CORP-Investor Relations	8.24		8.24	127.71		127.71
Total: CAPEX	8.24		8.24	127.71		127.71
0340 SC-CORP IR						
Total: 0337 SC-CORP IR	1,881.20		1,881.20	16,064.83		16,064.83
0340 SC-CSC Alton OH Location						
OPEX						
034005 CCA-Administration						
034070 CCA-Call Handling						
034071 CCA-Billing						
034072 CCA-Collections						
034073 CCA-Operations & Performance						
034074 CCA-Business Services						
034075 CCA-Education & Development						
Total: OPEX						
034005 CCA-Administration	8,874.81		8,874.81	82,214.56		82,214.56
034070 CCA-Call Handling	30,983.26		30,983.26	310,529.17		310,529.17
034071 CCA-Billing	20,891.78		20,891.78	209,340.73		209,340.73
034072 CCA-Collections	7,382.49		7,382.49	65,928.94		65,928.94
034073 CCA-Operations & Performance	17,316.62		17,316.62	162,910.14		162,910.14
034074 CCA-Business Services	3,470.49		3,470.49	40,068.41		40,068.41
034075 CCA-Education & Development	594.10-		594.10-	32,191.60		32,191.60
Total:	88,325.35		88,325.35	903,183.55		903,183.55
CAPEX						
034005 CCA-Administration						
034070 CCA-Call Handling						
034071 CCA-Billing						
Total:	18.92		18.92	31.12-		31.12-
034071 CCA-Billing						
Total:	24.94-		24.94-			

582150 American Water Works Company 11
 Southeast Service Company Billing 11/18/09
 Business Partner Report 13:27:26

Data Selection Values
 Period: 10 Year: 09
 Region: B Eastern Division
 Location: 0363 SC-CORP Eastern Division Ops

Business Partner: 12 Kentucky-American Water Co.

Description Of Service	Month		Year-To-Date		Variance
	Actual	Budget	Actual	Budget	
B Eastern Division					
12 Kentucky-American Water Co.					
0363 SC-CORP Eastern Division Ops					
OPEX					
035011 SE-Environmental Mgmt			7,981.29		7,981.29
035014 SE-Engineering	743.23		79,548.53		79,548.53
035503 ED-Customer Relations	19,443.53		452.14		452.14
036501 NE-Production					
036502 NE-Network					
036503 NE-Customer Field Services					
036505 NE-Administration					
036511 NE-Environmental Mgmt					
036514 NE-Engineering					
036591 NE-SAP Conversion					
Total: OPEX	65,690.67		674,038.21		674,038.21
CAPEX					
032023 CORP-Eastern Division Ops					
035001 SE-Production	10.85		148.64		148.64
035002 SE-Network	27.76		384.86		384.86
035003 SE-Customer Relations	134.75		2,420.87		2,420.87
035005 SE-Administration	209.72		2,883.79		2,883.79
035011 SE-Environmental Mgmt					
035014 SE-Engineering	201.02		1,518.62		1,518.62
035503 ED-Customer Relations	14.88		46.60		46.60
036501 NE-Production					
036502 NE-Network					
036503 NE-Customer Field Services					
036505 NE-Administration					
036511 NE-Environmental Mgmt					
036514 NE-Engineering					
Total: CAPEX	598.98		7,447.66		7,447.66
032023 CORP-Eastern Division Ops	3,748.22		3,748.22		3,748.22
035503 ED-Customer Relations	36,649.33		36,649.33		36,649.33
Total:	40,397.55		40,397.55		40,397.55
Total: 0363 SC-CORP Eastern Division Ops	25,892.10		641,088.32		641,088.32
0364 SC-CORP Bush Transformation					
OPEX					
032040 CORP-Business Transformation	453.79		184.50		184.50
032051 CORP-Bsns Trans-Procure To Pay	17.14		9.40		9.40
032052 CORP-Bsns Trans-Recruit To Ret	1.91		109.15		109.15
032053 CORP-Bsns Trans-Record To Rpt	64.57		2.66		2.66
032054 CORP-Bsns Trans-Order To Cash	100.49		206.43		206.43
032055 CORP-Bsns Trans-Plan, Bld, Ret	56.74		58.57		58.57
032056 CORP-Bsns Trans-Ord To Compl	2.30		13.15		13.15
Total: OPEX	420.04		578.54		578.54

582150 American Water Works Company, 12
 Southeast Service Company Billing 11/18/09
 Business Partner Report 13:27:26
 Data Selection Values
 Period: 10 Year: 09
 Region: B Eastern Division Business Partner: 12 Kentucky-American Water Co.
 Location: 0364 SC-CORP Busn Transformation

Description Of Service	Month		Year-To-Date		Variance
	Actual	Budget	Actual	Budget	
B Eastern Division					
12 Kentucky-American Water Co.					
0364 SC-CORP Busn Transformation					
CAPEX					
032040 CORP-Busness Transformation	5,084.69		74,563.93		74,563.93
032051 CORP-Bsns Trans-Procure To Pay	1,130.36		14,660.16		14,660.16
032052 CORP-Bsns Trans-Recruit To Ret	1,491.81		16,460.25		16,460.25
032053 CORP-Bsns Trans-Record To Rpt	1,328.73		16,352.72		16,352.72
032054 CORP-Bsns Trans-Order To Cash	1,084.95		14,376.82		14,376.82
032055 CORP-Bsns Trans-Plan, Bld, Ret	1,268.12		15,574.27		15,574.27
032056 CORP-Bsns Trans-Ord To Compl	1,502.92		17,584.97		17,584.97
Total: CAPEX	12,891.58		169,573.12		169,573.12
Total: 0364 SC-CORP Busn Transformation	13,311.62		170,151.66		170,151.66
0366 SC-Corp Western Division Ops					
OPEX					
032024 Corp-Western Division Ops	28.22		249.07		249.07
033001 WE-Production					
033002 WE-Network					
033003 WE-Customer Relations			176.22		176.22
033004 WE-Technical Services					
033005 WE-Administration			1,210.98		1,210.98
033006 WE-Service Delivery			177.99		177.99
033011 WE-Environmental Mgmt			1.32		1.32
033014 WE-Engineering	334.60-		728.06		728.06
033028 WE-Asset Planning					
033501 CE-Production	.26-		4.69-		4.69-
033502 CE-Network	149.47		939.38		939.38
033503 CE-Customer Relations	631.86		3,738.52		3,738.52
033505 CE-Administration	1,012.15		6,698.29		6,698.29
033511 CE-Environmental Mgmt	73.87		489.05		489.05
033514 CE-Engineering	289.82		1,891.73		1,891.73
Total: OPEX	1,850.53		16,295.92		16,295.92
CAPEX					
032024 Corp-Western Division Ops	.43		49.39		49.39
033001 WE-Production					
033002 WE-Network					
033003 WE-Customer Relations					
033004 WE-Technical Services					
033005 WE-Administration					
033011 WE-Environmental Mgmt					
033014 WE-Engineering					
033028 WE-Asset Planning					
033501 CE-Production			.50-		.50-
033502 CE-Network			93.89		93.89
033503 CE-Customer Relations			354.92		354.92
033505 CE-Administration			705.82		705.82

582150

American Water Works Company
Southeast Service Company Billing
Business Partner Report

13
11/18/09
13:27:26

Data Selection Values

Period: 10 Year: 09

Region: B Eastern Division

Location: 0366 SC-Corp Western Division Ops

Business Partner: 12 Kentucky-American Water Co.

| Month | | Year-To-Date |

Description Of Service	Actual	Budget	Variance	Actual	Budget	Variance
B Eastern Division						
12 Kentucky-American Water Co.						
0366 SC-Corp Western Division Ops						
CAPEX						
033511 CE-Environmental Mgmt				48.23		48.23
033514 CE-Engineering				187.27		187.27
Total: CAPEX	.43		.43	1,439.02		1,439.02
Total: 0366 SC-Corp Western Division Ops	1,850.96		1,850.96	17,734.94		17,734.94
0367 SC-Corp Regulated Ops						
OPEX						
032026 CORP-Regulated Ops	4,972.01		4,972.01	43,261.38		43,261.38
Total: OPEX	4,972.01		4,972.01	43,261.38		43,261.38
CAPEX						
032026 CORP-Regulated Ops	36.68		36.68	422.50		422.50
Total: CAPEX	36.68		36.68	422.50		422.50
Total: 0367 SC-Corp Regulated Ops	5,008.69		5,008.69	43,683.88		43,683.88
0369 SC-CORP Regulatory						
OPEX						
032050 CORP-Backfill Reg App	2,019.33		2,019.33	.06		.06
032069 CORP-Regulatory UFS	2,019.33		2,019.33	20,243.66		20,243.66
Total: OPEX	2,019.33		2,019.33	20,243.72		20,243.72
CAPEX						
032050 CORP-Backfill Reg App				.18-		.18-
032069 CORP-Regulatory UFS	7.82		7.82	113.54		113.54
Total: CAPEX	7.82		7.82	113.36		113.36
Total: 0369 SC-CORP Regulatory	2,027.15		2,027.15	20,357.08		20,357.08
0370 SC-CSC Pensacola OH Location						
OPEX						
037005 CCP-Administration						
037070 CCP-Call Handling	3,843.20		3,843.20	31,185.36		31,185.36
037071 CCP-Billing	34,865.53		34,865.53	358,739.23		358,739.23
037072 CCP-Collections	5,319.30		5,319.30	94,589.19		94,589.19
037073 CCP-Operations and Support	6,505.74		6,505.74	24,941.68		24,941.68
037074 CCP-Business Services	50,533.77		50,533.77	509,455.46		509,455.46
037075 CCP-Education & Development						
Total: OPEX	3,843.20		3,843.20	31,185.36		31,185.36
037005 CCP-Administration						
037070 CCP-Call Handling	34,865.53		34,865.53	358,739.23		358,739.23
037073 CCP-Operations and Support	5,319.30		5,319.30	94,589.19		94,589.19
037075 CCP-Education & Development	6,505.74		6,505.74	24,941.68		24,941.68
Total: CAPEX	50,533.77		50,533.77	509,455.46		509,455.46
037005 CCP-Administration						
037070 CCP-Call Handling						
037071 CCP-Billing						

582150 American Water Works Company 14
 Southeast Service Company Billing 11/18/09
 Business Partner Report 13:27:26

Data Selection Values
 Period: 10 Year: 09
 Region: B Eastern Division
 Location: 0370 SC-CSC Pensacola OH Location

Business Partner: 12 Kentucky-American Water Co.

Description Of Service	Month		Year-To-Date		Variance
	Actual	Budget	Actual	Budget	
B Eastern Division					
12 Kentucky-American Water Co.					
0370 SC-CSC Pensacola OH Location					
CAPEX					
037072 CCP-Collections					
037073 CCP-Operations and Support					
037074 CCP-Business Services					
037075 CCP-Education & Development					
Total: CAPEX					
Total: 0370 SC-CSC Pensacola OH Location	50,533.77		509,455.46		509,455.46
0375 SC-STEP Project Location					
OPEX					
032091 CORP-STEP Project					
Total: OPEX					
CAPEX					
032091 CORP-STEP Project					
Total: CAPEX					
Total: 0375 SC-STEP Project Location					
0388 SC-CORP Business Change					
OPEX					
032088 CORP-Business Change			4,663.01		4,663.01
Total: OPEX			4,663.01		4,663.01
CAPEX					
032088 CORP-Business Change					
Total: CAPEX					
Total: 0388 SC-CORP Business Change			4,663.01		4,663.01
0398 SC-CORP Other					
032000 CORP-Balance Sheet	82,836.95		139,723.59		139,723.59
Total:	82,836.95		139,723.59		139,723.59
032000 CORP-Balance Sheet					
Total:					
OPEX					
032001 CORP-Bldg Services Marlton					
032005 CORP-CEO					
032061 CORP-Property Management					
032070 CORP-Shared Bus Services Admin					
032089 CORP-AWE Pass-Thru					
032092 CORP-Strategy & Planning	431.32		2,761.20		2,761.20
032094 CORP-COE O&M					
032095 CORP-Project STAR					
032096 CORP-Chief Growth Officer					
032097 CORP-Product & Serv Innovation					
032098 CORP-Non-Departmental Costs	6,577.85		35,128.22		35,128.22
Total: OPEX	7,009.17		37,889.42		37,889.42

582150 American Water Works Company 15
 Southeast Service Company Billing 11/18/09
 Business Partner Report 13:27:26

Data Selection Values
 Period: 10 Year: 09
 Region: B Eastern Division
 Location: 0398 SC-CORP Other

Business Partner: 12 Kentucky-American Water Co.

Description Of Service	Month		Year-To-Date	
	Actual	Budget	Actual	Budget
B Eastern Division				
12 Kentucky-American Water Co.				
0398 SC-CORP Other				
CAPEX				
032001 CORP-Bldg Services Marlton				
032005 CORP-CEO				
032061 CORP-Property Management				
032070 CORP-Shared Bus Services Admin				
032089 CORP-AWE Pass-Thru				
032092 CORP-Strategy & Planning	6.58	6.58	69.55	69.55
032094 CORP-COF O&M				
032095 CORP-Project STAR				
032096 CORP-Chief Growth Officer				
032097 CORP-Product & Serv Innovation				
032098 CORP-Non-Departmental Costs	59.13	59.13	500.50	500.50
Total: CAPEX	65.71	65.71	570.05	570.05
Total: 0398 SC-CORP Other	89,911.83	89,911.83	178,183.06	178,183.06
Total: 12 Kentucky-American Water Co.	690,460.01	690,460.01	7,322,162.56	7,322,162.56
Total: B Eastern Division	690,460.01	690,460.01	7,322,162.56	7,322,162.56
Total: Grand Total :	690,460.01	690,460.01	7,322,162.56	7,322,162.56

Data Selection Values

Region: B Eastern Division Business Partner: 12 Intercompany Settlement Co 12

Year: 09 Period: 11

Description Of Service	Hours	Payroll	Expenses	Total
Accounting	1,262.46	25,073.93	19,765.89	44,839.82
Administration	162.88	4,906.60	64,644.18	69,550.78
Audit	70.79	2,359.10	4,623.44	6,982.54
Communications	388.05	14,281.13	13,876.92	28,158.05
Legal	449.11	14,359.23	14,853.81	29,213.04
Engineering	17.70	1,233.62	1,406.77	173.15
Finance	1,311.72	38,828.31	59,028.77	97,857.08
Human Resources	506.02	13,139.84	16,955.99	30,095.83
Information Systems	1,159.36	33,729.56	104,793.39	138,522.95
Operations	2,322.31	78,794.69	59,423.29	138,217.98
Rates & Revenue	132.68	4,027.27	3,504.62	7,531.89
Risk Management	414.52	12,493.91	4,618.68	17,112.59
Water Quality	400.71	7,315.66	19,595.85	26,911.51
Customer Service	4,911.47	53,425.77	99,421.33	152,847.10
TOTAL:	13,474.38	301,501.38	486,512.93	788,014.31

TOTAL CURRENT MONTH CHARGES

788,014.31

LESS: PAYMENT-PRIOR EST. BILLING

743,539.06-

NET AMOUNT PAYABLE (RECEIVABLE)

44,475.25

PLUS: EST. CURRENT MONTH BILLING

788,014.31

832,489.56

Data Selection Values
 Period: 11 Year: 09
 Region: B Eastern Division
 Location: 0003 AW Service Co.

Business Partner: 12 Kentucky-American Water Co.

Month | | Year-To-Date

Description Of Service	Actual	Budget	Variance	Actual	Budget	Variance
B Eastern Division						
12 Kentucky-American Water Co.						
0003 AW Service Co.						
03001 BS Movements Co 3	91,676.92		91,676.92	48,046.67-		48,046.67-
Total:	91,676.92		91,676.92	48,046.67-		48,046.67-
03001 BS Movements Co 3						
Total:						
Total: 0003 AW Service Co.						
0320 SC-CORP Bus Develop						
OPEX						
032020 CORP-Corporate Bus Development	2,812.87		2,812.87	44,170.87		44,170.87
033020 WE-Business Development				198.21		198.21
033520 CE-Business Development	169.49		169.49	639.17		639.17
035020 SE-Business Development	11,632.30		11,632.30	155,411.04		155,411.04
036520 NE-Business Development				10.15		10.15
Total: OPEX	14,614.66		14,614.66	200,429.44		200,429.44
CAPEX						
032020 CORP-Corporate Bus Development	67.59		67.59	427.39		427.39
033020 WE-Business Development				39.42		39.42
033520 CE-Business Development	71.43		71.43	530.31		530.31
035020 SE-Business Development				.01-		.01-
036520 NE-Business Development	139.02		139.02	997.11		997.11
Total: CAPEX	277.04		277.04	1,564.83		1,564.83
035020 SE-Business Development	405.53-		405.53-	2,090.85-		2,090.85-
Total:	405.53-		405.53-	2,090.85-		2,090.85-
Total: 0320 SC-CORP Bus Develop	14,348.15		14,348.15	199,335.70		199,335.70
0321 SC-CORP Audit						
OPEX						
032060 CORP-Audit	6,941.02		6,941.02	60,213.39		60,213.39
Total: OPEX	6,941.02		6,941.02	60,213.39		60,213.39
CAPEX						
032060 CORP-Audit	41.52		41.52	222.66		222.66
Total: CAPEX	41.52		41.52	222.66		222.66
Total: 0321 SC-CORP Audit	6,982.54		6,982.54	60,436.05		60,436.05
0322 SC-CORP External Affairs						
OPEX						
032022 CORP-Government Affairs	1,455.62		1,455.62	17,946.04		17,946.04
032025 CORP-External Affairs	2,499.60		2,499.60	32,051.36		32,051.36
032068 CORP-Marketing	3,787.75		3,787.75	48,499.37		48,499.37
032085 CORP-External Communications	2,164.62		2,164.62	34,049.53		34,049.53
032086 CORP-Internal Communications	686.38		686.38	13,240.12		13,240.12
032087 CORP-Corp Social Resp	1,786.84		1,786.84	16,809.67		16,809.67
033025 WE-External Affairs	1.50		1.50	265.41		265.41

Data Selection Values
Period: 11 Year: 09
Region: B Eastern Division
Location: 0322 SC-CORP External Affairs

Business Partner: 12 Kentucky-American Water Co.

| Month | | Year-To-Date |

Description Of Service	Actual	Budget	Variance	Actual	Budget	Variance
Eastern Division						
12 Kentucky-American Water Co.						
0322 SC-CORP External Affairs						
OPEX						
033525 CE-External Affairs	556.42		556.42	1,788.28		1,788.28
035025 SE-External Affairs	15,036.44		15,036.44	156,811.54		156,811.54
036525 NE-External Affairs	6.07		6.07	224.27		224.27
Total: OPEX	27,981.24		27,981.24	321,685.59		321,685.59
CAPEX						
032022 CORP-Government Affairs	12.53		12.53	82.61		82.61
032025 CORP-External Affairs	48.77		48.77	312.28		312.28
032068 CORP-Marketing	26.89		26.89	152.93		152.93
032085 CORP-External Communications	15.55		15.55	98.63		98.63
032086 CORP-Internal Communications	6.66		6.66	42.07		42.07
032087 CORP-Corp Social Resp	8.12		8.12	37.87		37.87
033025 WE-External Affairs						
033525 CE-External Affairs						
035025 SE-External Affairs	58.29		58.29	102.50		102.50
036525 NE-External Affairs				406.54		406.54
Total: CAPEX	176.81		176.81	1,237.68		1,237.68
035025 SE-External Affairs	1,118.69-		1,118.69-	5,767.83-		5,767.83-
Total:	1,118.69-		1,118.69-	5,767.83-		5,767.83-
Total: 0322 SC-CORP External Affairs	27,039.36		27,039.36	317,155.44		317,155.44
0323 SC-Supply Chain Location						
OPEX						
032009 CORP-Supply Chain-Pass Thru						
032010 CORP-Supply Chain-Sourcing						
033010 WE-Supply Chain						
033510 CE-Supply Chain						
035010 SE-Supply Chain						
036510 NE-Supply Chain						
Total: OPEX						
032009 CORP-Supply Chain-Pass Thru	.54		.54	3.39		3.39
032010 CORP-Supply Chain-Sourcing	4,390.09		4,390.09	71,224.87		71,224.87
033010 WE-Supply Chain	6.77		6.77	37.73		37.73
033510 CE-Supply Chain	144.26		144.26	1,094.42		1,094.42
035010 SE-Supply Chain	1,163.64		1,163.64	19,572.22		19,572.22
036510 NE-Supply Chain				35.91		35.91
Total:	5,705.30		5,705.30	91,968.54		91,968.54
CAPEX						
032009 CORP-Supply Chain-Pass Thru	3.23		3.23	43.52		43.52
032010 CORP-Supply Chain-Sourcing	9,046.08		9,046.08	84,892.09		84,892.09
033010 WE-Supply Chain						
033510 CE-Supply Chain	14.40		14.40	687.60		687.60

Data Selection Values
 Period: 11 Year: 09
 Region: B Eastern Division
 Location: 0323 SC-Supply Chain Location

Business Partner: 12 Kentucky-American Water Co.

Month | | Year-To-Date

Description Of Service	Actual	Budget	Variance	Actual	Budget	Variance
B Eastern Division						
12 Kentucky-American Water Co.						
0323 SC-Supply Chain Location						
CAPEX						
035010 SE-Supply Chain	764.35		764.35	7,206.21		7,206.21
036510 NE-Supply Chain				28.73		28.73
Total: CAPEX	9,828.06		9,828.06	92,858.15		92,858.15
Total: 0323 SC-Supply Chain Location	15,533.36		15,533.36	184,826.69		184,826.69
0324 SC-ITS Location						
OPEX						
032030 CORP-ITS Client Rel Admin						
032031 CORP-Service Desk						
032032 CORP-ITS-BAD-Core Shared						
032033 Chg Ctrl & Desktop Automation						
032034 CORP-ITS Appl Adm & Security						
032035 CORP-ITS Sec Arch & Strategy						
032071 CORP-ITS Admin						
032072 CORP-ITS PMO						
032073 CORP-ITS Infra/Oper Admin						
032074 CORP-ITS Production						
032075 CORP-Enterprise Server						
032076 CORP-Communications						
032077 CORP-ITS Security Operations						
032078 CORP-ITS Adm Business Appl Dev						
032079 CORP-ITS-BAD-Middle Office App						
032080 CORP-ITS-BAD-Back Office Apps						
032081 CORP-ITS-BAD-Quality&Methodlgy						
032082 CORP-ITS-BAD-Customer Facing						
032083 CORP-ITS-BAD-Field Svc Apps						
032093 CORP-ITS-Architecture						
033031 WE-ITS Client Relations						
033531 CE-Western CS & S						
035031 SE-ITS Client Relations						
036531 NE-Eastern CS & S						
Total: OPEX	656.37		656.37	8,403.03		8,403.03
032030 CORP-ITS Client Rel Admin	4,031.25		4,031.25	45,828.76		45,828.76
032031 CORP-Service Desk	2,233.17		2,233.17	45,898.73		45,898.73
032032 CORP-ITS-BAD-Core Shared	822.78		822.78	10,190.19		10,190.19
032033 Chg Ctrl & Desktop Automation				8,391.01		8,391.01
032034 CORP-ITS Appl Adm & Security	161.40		161.40	7,087.48		7,087.48
032035 CORP-ITS Sec Arch & Strategy	12,841.33		12,841.33	54,575.92		54,575.92
032071 CORP-ITS Admin	6,962.02		6,962.02	82,367.07		82,367.07
032072 CORP-ITS PMO	1,103.56		1,103.56	14,353.65		14,353.65
032073 CORP-ITS Infra/Oper Admin	36,222.08		36,222.08	373,310.85		373,310.85
032074 CORP-ITS Production						

Data Selection Values

Period: 11 Year: 09
Region: B Eastern Division
Location: 0324 SC-ITS Location

Business Partner: 12 Kentucky-American Water Co.

Month	Year-To-Date
-------	--------------

Description Of Service	Actual	Budget	Variance	Actual	Budget	Variance
B Eastern Division						
12 Kentucky-American Water Co.						
0324 SC-ITS Location						
032075 CORP-Enterprise Server	12,353.89		12,353.89	175,812.90		175,812.90
032076 CORP-Communications	13,339.23		13,339.23	145,759.87		145,759.87
032077 CORP-ITS Security Operations	4,673.07		4,673.07	45,543.41		45,543.41
032078 CORP-ITS Adm Business Appl Dev	1,930.14		1,930.14	21,403.23		21,403.23
032079 CORP-ITS-BAD-Middle Office App	5,873.11		5,873.11	58,667.88		58,667.88
032080 CORP-ITS-BAD-Back Office Apps	8,007.00		8,007.00	72,142.27		72,142.27
032081 CORP-ITS-BAD-Quality&Methodlgy	2,073.68		2,073.68	27,636.14		27,636.14
032082 CORP-ITS-BAD-Customer Facing	4,344.15		4,344.15	48,519.88		48,519.88
032083 CORP-ITS-BAD-Field Svc Apps	2,266.00		2,266.00	60,058.24		60,058.24
032093 CORP-ITS-Architecture	6,895.19		6,895.19	65,126.02		65,126.02
033531 CE-Western CS & S	9,072.31		9,072.31	57,291.69		57,291.69
035031 SE-ITS Client Relations	1,939.47		1,939.47	11,594.69		11,594.69
036531 NE-Eastern CS & S	378.94		378.94	20,381.25		20,381.25
Total: CAPEX	138,180.14		138,180.14	1,460,344.16		1,460,344.16
032030 CORP-ITS Client Rel Admin	.37		.37	11.44		11.44
032031 CORP-Service Desk	2.51		2.51	68.63		68.63
032032 CORP-ITS-BAD-Core Shared	1.39		1.39	67.68		67.68
032033 Chg Ctrl & Desktop Automation	.51		.51	14.77		14.77
032034 CORP-ITS Appl Adm & Security				9.53		9.53
032035 CORP-ITS Sec Arch & Strategy	.37		.37	11.88		11.88
032071 CORP-ITS Admin	1.40		1.40	39.49		39.49
032072 CORP-ITS PMO	2.82		2.82	1,282.80		1,282.80
032073 CORP-ITS Infra/Oper Admin	.64		.64	17.07		17.07
032074 CORP-ITS Production	80.87		80.87	1,336.06		1,336.06
032075 CORP-Enterprise Server	17.75		17.75	473.96		473.96
032076 CORP-Communications	12.57		12.57	265.10		265.10
032077 CORP-ITS Security Operations	1.63		1.63	38.93		38.93
032078 CORP-ITS Adm Business Appl Dev	.71		.71	30.52		30.52
032079 CORP-ITS-BAD-Middle Office App	4.65		4.65	124.75		124.75
032080 CORP-ITS-BAD-Back Office Apps	11.57		11.57	145.02		145.02
032081 CORP-ITS-BAD-Quality&Methodlgy	.72		.72	22.82		22.82
032082 CORP-ITS-BAD-Customer Facing	1.51		1.51	41.66		41.66
032083 CORP-ITS-BAD-Field Svc Apps	4.66		4.66	114.50		114.50
032093 CORP-ITS-Architecture	79.43		79.43	777.52		777.52
033031 WE-ITS Client Relations						
033531 CE-Western CS & S						
035031 SE-ITS Client Relations	97.68		97.68	5,000.47		5,000.47
036531 NE-Eastern CS & S	19.05		19.05	316.48		316.48
Total: CAPEX	342.81		342.81	10,654.11		10,654.11
032030 CORP-ITS Client Rel Admin	279.67-		279.67-	1,441.96-		1,441.96-

582150

American Water Works Company
Southeast Service Company Billing
Business Partner Report

5
3/24/10
14:30:32

Data Selection Values

Period: 11 Year: 09
Region: B Eastern Division
Location: 0325 SC-SSC Location

Business Partner: 12 Kentucky-American Water Co.

| Month | | Year-To-Date |

Description Of Service	Actual	Budget	Variance	Actual	Budget	Variance
B Eastern Division						
12 Kentucky-American Water Co.						
0325 SC-SSC Location						
OPEX						
Total: 0324 SC-ITS Location	279.67-		279.67-	1,441.96-		1,441.96-
0325 SC-SSC Location	138,243.28		138,243.28	1,469,556.31		1,469,556.31
OPEX						
032084 SSC-Accounts Payable						
032505 SSC-Administration						
032560 SSC-Financial Reporting						
032570 SSC-General Accounting						
032571 SSC-Tax						
032572 SSC-Business Support Services						
032573 SSC-Planning & Reporting						
032574 SSC-Rates & Regulation						
032575 SSC-Cash Operations						
032576 SSC-Facility Services						
032577 SSC-Utility Plant Accounting						
032578 SSC-Project Management						
032579 SSC-Employee Services						
032580 SSC-AWE						
Total: OPEX						
032084 SSC-Accounts Payable	3,690.98		3,690.98	54,303.37		54,303.37
032505 SSC-Administration	6,353.61		6,353.61	83,625.59		83,625.59
032570 SSC-General Accounting	10,078.74		10,078.74	109,100.34		109,100.34
032571 SSC-Tax	3,310.07		3,310.07	41,988.04		41,988.04
032572 SSC-Business Support Services	3,968.97		3,968.97	43,366.46		43,366.46
032573 SSC-Planning & Reporting	3,451.09		3,451.09	43,060.74		43,060.74
032574 SSC-Rates & Regulation	5,304.15		5,304.15	64,494.66		64,494.66
032575 SSC-Cash Operations	4,334.01		4,334.01	56,487.31		56,487.31
032576 SSC-Utility Plant Accounting	793.64		793.64	10,530.93		10,530.93
032577 SSC-Project Management	6,755.70		6,755.70	80,121.25		80,121.25
032578 SSC-Employee Services	400.17		400.17	5,400.29		5,400.29
032579 SSC-AWE	48,441.13		48,441.13	592,478.98		592,478.98
Total: CAPEX						
032084 SSC-Accounts Payable	148.21		148.21	998.14		998.14
032505 SSC-Administration	209.08		209.08	2,367.72		2,367.72
032560 SSC-Financial Reporting						
032570 SSC-General Accounting	156.68		156.68	1,164.27		1,164.27
032571 SSC-Tax	68.27		68.27	374.95		374.95
032572 SSC-Business Support Services	104.62		104.62	666.66		666.66
032573 SSC-Planning & Reporting						
032574 SSC-Rates & Regulation	2,392.70		2,392.70	26,380.44		26,380.44
032575 SSC-Cash Operations	153.07		153.07	966.80		966.80

Data Selection Values
Period: 11 Year: 09
Region: B Eastern Division
Location: 0325 SC-SSC Location

Business Partner: 12 Kentucky-American Water Co.

Description Of Service	Month			Year-To-Date		
	Actual	Budget	Variance	Actual	Budget	Variance
B Eastern Division						
12 Kentucky-American Water Co.						
0325 SC-SSC Location						
CAPEX						
032576 SSC-Facility Services	111.54		111.54	814.89		814.89
032577 SSC-Utility Plant Accounting	29.45		29.45	194.09		194.09
032578 SSC-Project Management	210.31		210.31	1,320.59		1,320.59
032579 SSC-Employee Services	41.78		41.78	286.48		286.48
032580 SSC-AWE	3,625.71		3,625.71	35,535.03		35,535.03
Total: CAPEX	52,066.84		52,066.84	628,014.01		628,014.01
0326 SC-CORP Operations						
OPEX						
032011 CORP-Chief Operating Officer	4,687.62		4,687.62	55,150.18		55,150.18
032016 CORP-Maintenance Services	868.33		868.33	8,884.81		8,884.81
032019 CORP-Operational Risk	1,464.35		1,464.35	30,561.26		30,561.26
032064 CORP-Operational Performance	1,532.16		1,532.16	23,401.88		23,401.88
032065 CORP-Asset Management	299.25		299.25	6,208.05		6,208.05
032066 CORP-Innov & Env Stewardship	3,831.98		3,831.98	50,121.66		50,121.66
033016 WE-Maintenance	1.08		1.08	2,703.81		2,703.81
033019 WE-Operational Risk	4,968.06		4,968.06	110.45		110.45
033516 CE-Maintenance	13,723.78		13,723.78	15,264.76		15,264.76
033519 CE-Operational Risk	8,468.16		8,468.16	23,824.48		23,824.48
035016 SE-Maintenance	28.77		28.77	115,746.72		115,746.72
035019 SE-Operational Risk	5.38		5.38	2,591.20		2,591.20
036516 NE-Maintenance	4.43		4.43	680.04		680.04
036519 NE-Operational Risk	260.35		260.35	410.55		410.55
036550 CORP-COB-Engineering	320.31		320.31	5,243.40		5,243.40
036551 CORP-COB-Technical Services	40,406.47		40,406.47	6,538.06		6,538.06
Total: OPEX	1,115.04		1,115.04	347,441.31		347,441.31
CAPEX						
032011 CORP-Chief Operating Officer	34.48		34.48	8,588.33		8,588.33
032016 CORP-Maintenance Services	1,946.81		1,946.81	197.84		197.84
032019 CORP-Operational Risk	1,496.26		1,496.26	6,706.41		6,706.41
032064 CORP-Operational Performance	3,637.22		3,637.22	14,129.26		14,129.26
032065 CORP-Asset Management	7,082.63		7,082.63	54,244.21		54,244.21
032066 CORP-Innov & Env Stewardship	1,370.73		1,370.73	53,893.42		53,893.42
033016 WE-Maintenance	1.46		1.46	152.97		152.97
033019 WE-Operational Risk	1,370.73		1,370.73	212.84		212.84
033516 CE-Maintenance	1.46		1.46	6,206.74		6,206.74
033519 CE-Operational Risk	1.46		1.46	.16		.16
035016 SE-Maintenance	2.37		2.37	1.38		1.38
035019 SE-Operational Risk	26,826.26		26,826.26	32.09		32.09
036516 NE-Maintenance	2.37		2.37	259,053.12		259,053.12
036519 NE-Operational Risk						
036550 CORP-COB-Engineering						

Data Selection Values

Period: 11 Year: 09
Region: B Eastern Division
Location: 0326 SC-CORP Operations

Business Partner: 12 Kentucky-American Water Co.

Month	Year-To-Date
-------	--------------

Description Of Service	Actual	Budget	Variance	Actual	Budget	Variance
B Eastern Division						
12 Kentucky-American Water Co.						
0326 SC-CORP Operations						
CAPEX						
036551 CORP-COB-Technical Services	4,886.55		4,886.55	60,072.43		60,072.43
Total: CAPEX	48,396.89		48,396.89	463,490.88		463,490.88
0327 SC-CORP Finance	88,803.36		88,803.36	810,932.19		810,932.19
OPEX						
032007 CORP-Finance	5,396.91		5,396.91	79,658.32		79,658.32
032017 CORP-Planning & Reporting	5,929.47		5,929.47	96,163.30		96,163.30
032027 CORP-Reporting & Compliance	14,462.57		14,462.57	100,448.03		100,448.03
032047 CORP-Income Tax	3,765.92		3,765.92	80,041.71		80,041.71
032057 CORP-Treasury	5,611.80		5,611.80	72,276.11		72,276.11
033007 WE-Finance	17.87		17.87	6,427.39		6,427.39
033507 CE-Finance	2,219.05		2,219.05	7,356.01		7,356.01
035007 SE-Finance	35,939.28		35,939.28	561,146.05		561,146.05
036507 NE-Finance				14,632.52		14,632.52
037777 CORP-IFRS-Finance	2,132.00		2,132.00	3,640.80		3,640.80
Total: OPEX	75,474.87		75,474.87	1,021,790.24		1,021,790.24
CAPEX						
032007 CORP-Finance	85.45		85.45	554.84		554.84
032017 CORP-Planning & Reporting	70.75		70.75	592.92		592.92
032027 CORP-Reporting & Compliance	24.09		24.09	164.43		164.43
032047 CORP-Income Tax	1,921.40		1,921.40	2,640.15		2,640.15
032057 CORP-Treasury	85.31		85.31	530.45		530.45
033007 WE-Finance				398.47		398.47
033507 CE-Finance	803.78		803.78	6,238.94		6,238.94
035007 SE-Finance				17.54		17.54
036507 NE-Finance				11,137.74		11,137.74
Total: CAPEX	2,990.78		2,990.78	11,137.74		11,137.74
035007 SE-Finance	1,020.81-		1,020.81-	5,263.17-		5,263.17-
Total:	1,020.81-		1,020.81-	5,263.17-		5,263.17-
0328 SC-CORP Finance	77,444.84		77,444.84	1,027,664.81		1,027,664.81
OPEX						
032002 CORP-HR Comp/Benefits	3,498.13		3,498.13	50,879.63		50,879.63
032003 CORP-HR Talent Development	2,040.42		2,040.42	32,839.67		32,839.67
032004 CORP-HR Labor Relations	1,136.62		1,136.62	14,256.26		14,256.26
032006 CORP-Business Center HR	2,661.43		2,661.43	30,334.91		30,334.91
032012 CORP-HR Strategic Staffing						
032013 CORP-HR Systems & Processes	1,793.61		1,793.61	25,316.14		25,316.14
032014 CORP-Benefits Service Center						
032018 CORP-Human Resources	2,692.40		2,692.40	46,642.56		46,642.56
032028 CORP-ED Human Resources	6,314.87		6,314.87	60,258.79		60,258.79

582150 American Water Works Company 8
3/24/10
14:30:32
Data Selection Values
Period: 11 Year: 09
Region: B Eastern Division
Location: 0328 SC-CORP Human Resources
Business Partner: 12 Kentucky-American Water Co.

Description Of Service	Month			Year-To-Date		
	Actual	Budget	Variance	Actual	Budget	Variance
B Eastern Division						
12 Kentucky-American Water Co.						
0328 SC-CORP Human Resources						
OPEX						
032038 CORP-WD Human Resources	1,772.67		1,772.67	18,634.01		18,634.01
033018 WE-Human Resources				9.07		9.07
033518 CE-Human Resources	107.64		107.64	1,229.61		1,229.61
034018 CCA-Human Resources	3,143.32		3,143.32	38,275.29		38,275.29
035018 SE-Human Resources	291.10		291.10	9,199.71		9,199.71
036518 NE-Human Resources				4.85		4.85
037018 CCP-Human Resources ODI						
Total: OPEX	25,452.21		25,452.21	327,880.50		327,880.50
032014 CORP-Benefits Service Center						
Total:	4,256.16		4,256.16	47,317.05		47,317.05
CAPEX						
032002 CORP-HR Comp/Benefits	47.12		47.12	273.75		273.75
032003 CORP-HR Talent Development	40.32		40.32	185.36		185.36
032004 CORP-HR Labor Relations	10.32		10.32	76.94		76.94
032006 CORP-Business Center HR	36.81		36.81	213.44		213.44
032012 CORP-HR Strategic Staffing						
032013 CORP-HR Systems & Processes	21.72		21.72	145.42		145.42
032014 CORP-Benefits Service Center	119.13		119.13	804.38		804.38
032018 CORP-Human Resources	16.44		16.44	118.76		118.76
032028 CORP-ED Human Resources	4.65		4.65	18.24		18.24
032038 CORP-WD Human Resources	90.50		90.50	348.92		348.92
033018 WE-Human Resources						
033518 CE-Human Resources	.47		.47	30.60		30.60
034018 CCA-Human Resources	.02		.02	2.24		2.24
035018 SE-Human Resources	.02		.02	1.01		1.01
036518 NE-Human Resources				5.55		5.55
037018 CCP-Human Resources ODI						
Total: CAPEX	387.46		387.46	2,218.11		2,218.11
032028 CORP-ED Human Resources						
Total:	706.18-		706.18-	3,640.95-		3,640.95-
Total: 0328 SC-CORP Human Resources	706.18-		706.18-	3,640.95-		3,640.95-
0329 SC-CORP Legal						
OPEX	29,389.65		29,389.65	373,774.71		373,774.71
032008 CORP-Legal Admin						
032015 CORP-Legal	8,248.04		8,248.04	101,219.67		101,219.67
033015 WE-Legal				208.24		208.24
033515 CE-Legal	1,321.45		1,321.45	4,197.92		4,197.92
035015 SE-Legal	19,322.18		19,322.18	225,692.61		225,692.61
036515 NE-Legal				301.98		301.98
Total: OPEX	28,891.67		28,891.67	331,620.42		331,620.42

Data Selection Values

Period: 11 Year: 09
Region: B Eastern Division
Location: 0329 SC-CORP Legal

Business Partner: 12 Kentucky-American Water Co.

Month | | Year-To-Date

Description Of Service	Actual	Budget	Variance	Actual	Budget	Variance
B Eastern Division						
12 Kentucky-American Water Co.						
0329 SC-CORP Legal						
CAPEX						
032008 CORP-Legal Admin	149.97		149.97	856.41		856.41
032015 CORP-Legal				242.35		242.35
033015 WE-Legal				1,077.38		1,077.38
033515 CE-Legal	171.40		171.40	12.29		12.29
035015 SE-Legal				2,188.43		2,188.43
036515 NE-Legal	321.37		321.37			
Total: CAPEX						
035015 SE-Legal	727.15-		727.15-	3,749.11-		3,749.11-
Total:	727.15-		727.15-	3,749.11-		3,749.11-
Total: 0329 SC-CORP Legal	28,485.89		28,485.89	330,059.74		330,059.74
0337 SC-Corp IR						
OPEX						
032037 CORP-Investor Relations	1,359.53		1,359.53	19,363.53		19,363.53
Total: OPEX	1,359.53		1,359.53	19,363.53		19,363.53
CAPEX						
032037 CORP-Investor Relations	21.75		21.75	154.74		154.74
Total: CAPEX	21.75		21.75	154.74		154.74
Total: 0337 SC-Corp IR	1,381.28		1,381.28	19,518.27		19,518.27
0340 SC-CSC Alton OH Location						
OPEX						
034005 CCA-Administration						
034070 CCA-Call Handling	8,433.88		8,433.88	105,838.50		105,838.50
034071 CCA-Billing	31,797.76		31,797.76	392,545.84		392,545.84
034072 CCA-Collections	20,449.64		20,449.64	255,558.13		255,558.13
034073 CCA-Operations & Performance	7,330.84		7,330.84	81,415.29		81,415.29
034074 CCA-Business Services	15,546.27		15,546.27	198,350.37		198,350.37
034075 CCA-Education & Development	3,966.53		3,966.53	47,543.58		47,543.58
Total: OPEX	2,590.10		2,590.10	44,427.88		44,427.88
034005 CCA-Administration	90,115.02		90,115.02	1,125,679.59		1,125,679.59
034070 CCA-Call Handling	4.37		4.37	19.43		19.43
034071 CCA-Billing	5.81		5.81	29.76-		29.76-
034072 CCA-Collections	31.66		31.66	24.32-		24.32-

Month | | Year-To-Date

Description Of Service	Actual	Budget	Variance	Actual	Budget	Variance
B Eastern Division						
12 Kentucky-American Water Co.						
0340 SC-CSC Alton OH Location						
CAPEX						
034072 CCA-Collections	1.78		1.78	7.49		7.49
034073 CCA-Operations & Performance	5.07		5.07	30.24		30.24
034074 CCA-Business Services	.84		.84	4.75		4.75
034075 CCA-Education & Development	.58		.58	5.63		5.63
Total: CAPEX	50.11		50.11	82.76		82.76
Total: 0340 SC-CSC Alton OH Location	90,165.13		90,165.13	1,125,596.83		1,125,596.83
0345 SC-Belleville Lab Location						
OPEX						
034517 BVLAB-Water Quality						
Total: OPEX						
034517 BVLAB-Water Quality	15,774.62		15,774.62	193,954.17		193,954.17
Total: CAPEX	15,774.62		15,774.62	193,954.17		193,954.17
Total: 0345 SC-Belleville Lab Location	15,774.62		15,774.62	193,954.17		193,954.17
0362 SC-CORP Property						
OPEX						
032042 CORP-1000 Voorhees Building	2,137.32		2,137.32	22,763.72		22,763.72
032046 CORP-3906 Church Road	850.94		850.94	16,300.48		16,300.48
032062 CORP-Building Services	22,177.41		22,177.41	280,417.73		280,417.73
032063 CORP-Building Services Woodcre	9,203.18		9,203.18	99,709.32		99,709.32
032090 CORP-Prop Mgmt Development						
036576 NE-Building Services Woodcrest	34,368.85		34,368.85	419,209.21		419,209.21
Total: OPEX	5.00		5.00	83.27		83.27
CAPEX						
032042 CORP-1000 Voorhees Building	4,878.87		4,878.87	51,041.06		51,041.06
032046 CORP-3906 Church Road	1,119.14		1,119.14	7,408.03		7,408.03
032062 CORP-Building Services	969.07		969.07	5,861.85		5,861.85
032063 CORP-Building Services Woodcre						
032090 CORP-Prop Mgmt Development						
036576 NE-Building Services Woodcrest	6,972.08		6,972.08	1.04		1.04
Total: CAPEX	41,340.93		41,340.93	64,395.25		64,395.25
Total: 0362 SC-CORP Property	34,899.04		34,899.04	483,604.46		483,604.46
0363 SC-CORP Eastern Division Ops						
OPEX						
032023 CORP-Eastern Division Ops	29.70		29.70	19,831.47		19,831.47
035001 SE-Production	6,332.78		6,332.78	210,077.89		210,077.89
035002 SE-Network	12,399.97		12,399.97	157,857.69		157,857.69
035003 SE-Customer Relations						
035005 SE-Administration						

582150 American Water Works Company 11
3/24/10
14:30:32
Southeast Service Company Billing
Business Partner Report
Business Partner: 12 Kentucky-American Water Co.
Region: B Eastern Division
Location: 0363 SC-CORP Eastern Division Ops

Data Selection Values
Period: 11 Year: 09
Business Partner: 12 Kentucky-American Water Co.
Region: B Eastern Division
Location: 0363 SC-CORP Eastern Division Ops

Description Of Service	Month		Year-To-Date	
	Actual	Budget	Variance	Variance
B Eastern Division				
12 Kentucky-American Water Co.				
0363 SC-CORP Eastern Division Ops				
OPEX				
035011 SE-Environmental Mgmt	686.66	9,333.95	9,333.95	
035014 SE-Engineering	22,073.19	125,221.63	125,221.63	
035503 ED-Customer Relations		460.89	460.89	
036501 NE-Production				
036502 NE-Network				
036503 NE-Customer Field Services				
036505 NE-Administration				
036511 NE-Environmental Mgmt				
036514 NE-Engineering				
036591 NE-SAP Conversion				
Total: OPEX	76,361.94	823,487.24	823,487.24	
CAPEX				
032023 CORP-Eastern Division Ops	33.38	188.63	188.63	
035001 SE-Production				
035002 SE-Network	68.92	475.92	475.92	
035003 SE-Customer Relations	318.08	2,832.23	2,832.23	
035005 SE-Administration	663.56	3,745.86	3,745.86	
035011 SE-Environmental Mgmt				
035014 SE-Engineering	1,390.84	264.55	264.55	
035503 ED-Customer Relations	42.09	97.98	97.98	
036501 NE-Production				
036502 NE-Network				
036503 NE-Customer Field Services				
036505 NE-Administration				
036511 NE-Environmental Mgmt				
036514 NE-Engineering				
Total: CAPEX	264.81	7,649.45	7,649.45	
032023 CORP-Eastern Division Ops	1,258.53	6,488.84	6,488.84	
035503 ED-Customer Relations	12,305.64	63,446.38	63,446.38	
Total:	13,564.17	69,935.22	69,935.22	
Total: 0363 SC-CORP Eastern Division Ops	62,532.96	761,201.47	761,201.47	
0364 SC-CORP Busn Transformation				
OPEX				
032040 CORP-Busn Transformation	145.21	39.29	39.29	
032051 CORP-Bsns Trans-Procure To Pay	13.39	3.99	3.99	
032052 CORP-Bsns Trans-Recruit To Ret	76.70	3.17	3.17	
032053 CORP-Bsns Trans-Record To Rpt	12.83	2.66	2.66	
032054 CORP-Bsns Trans-Order To Cash	183.57	3.40	3.40	
032055 CORP-Bsns Trans-Plan, Bld, Ret	23.80	4.18	4.18	
032056 CORP-Bsns Trans-Ord To Compl	5.21	5.59	5.59	
Total: OPEX	435.05	16.30	16.30	

582150
12
3/24/10
14:30:32

American Water Works Company
Southeast Service Company Billing
Business Partner Report

Business Partner: 12 Kentucky-American Water Co.

Region: B Eastern Division
Location: 0364 SC-CORP Busn Transformation

| Month | | Year-To-Date |

Description Of Service	Actual	Budget	Variance	Actual	Budget	Variance
B Eastern Division						
12 Kentucky-American Water Co.						
0364 SC-CORP Busn Transformation						
CAPEX						
032040 CORP-Business Transformation	5,991.01		5,991.01	86,561.32		86,561.32
032051 CORP-Bsns Trans-Procure To Pay	932.96		932.96	17,464.00		17,464.00
032052 CORP-Bsns Trans-Recruit To Ret	1,257.26		1,257.26	20,044.30		20,044.30
032053 CORP-Bsns Trans-Record To Rpt	1,194.92		1,194.92	22,116.49		22,116.49
032054 CORP-Bsns Trans-Order To Cash	1,111.36		1,111.36	17,340.69		17,340.69
032055 CORP-Bsns Trans-Plan, Bld, Ret	1,140.69		1,140.69	18,815.87		18,815.87
032056 CORP-Bsns Trans-Ord To Compl	1,359.78		1,359.78	21,320.75		21,320.75
Total: CAPEX	12,987.98		12,987.98	203,663.42		203,663.42
Total: 0364 SC-CORP Busn Transformation	12,552.93		12,552.93	203,679.72		203,679.72
0366 SC-Corp Western Division Ops						
OPEX						
032024 Corp-Western Division Ops	26.27		26.27	304.94		304.94
033001 WE-Production						
033002 WE-Network						
033003 WE-Customer Relations				176.68		176.68
033004 WE-Technical Services						
033005 WE-Administration				1,214.41		1,214.41
033006 WE-Service Delivery				178.34		178.34
033011 WE-Environmental Mgmt				1.32		1.32
033014 WE-Engineering	1.34		1.34	730.55		730.55
033028 WE-Asset Planning						
033501 CE-Production				4.25-		4.25-
033502 CE-Network	479.67		479.67	1,573.13		1,573.13
033503 CE-Customer Relations	2,236.46		2,236.46	6,576.34		6,576.34
033505 CE-Administration	3,595.89		3,595.89	11,219.98		11,219.98
033511 CE-Environmental Mgmt	222.28		222.28	774.27		774.27
033514 CE-Engineering	875.99		875.99	3,013.78		3,013.78
Total: OPEX	7,437.90		7,437.90	25,759.49		25,759.49
CAPEX						
032024 Corp-Western Division Ops	1.32		1.32	50.98		50.98
033001 WE-Production						
033002 WE-Network						
033003 WE-Customer Relations						
033004 WE-Technical Services						
033005 WE-Administration						
033011 WE-Environmental Mgmt						
033014 WE-Engineering						
033028 WE-Asset Planning						
033501 CE-Production						
033502 CE-Network						
033503 CE-Customer Relations						
Total: OPEX				95.81		95.81
Total: CAPEX				362.36		362.36
Total: OPEX				717.23		717.23

582150

American Water Works Company
Southeast Service Company Billing
Business Partner Report

13
3/24/10
14:30:32

Data Selection Values

Period: 11 Year: 09

Region: B Eastern Division

Location: 0366 SC-Corp Western Division Ops

Business Partner: 12 Kentucky-American Water Co.

| Month | | Year-To-Date |

Description Of Service	Actual	Budget	Variance	Actual	Budget	Variance
B Eastern Division						
12 Kentucky-American Water Co.						
0366 SC-Corp Western Division Ops						
CAPEX						
033511 CE-Environmental Mgmt				49.01		49.01
033514 CE-Engineering				190.29		190.29
Total: CAPEX	1.32		1.32	1,465.19		1,465.19
0366 SC-Corp Western Division Ops	7,439.22		7,439.22	27,224.68		27,224.68
0367 SC-Corp Regulated Ops						
OPEX						
032026 CORP-Regulated Ops	4,469.07		4,469.07	52,834.58		52,834.58
Total: OPEX	4,469.07		4,469.07	52,834.58		52,834.58
CAPEX						
032026 CORP-Regulated Ops	96.91		96.91	543.51		543.51
Total: CAPEX	96.91		96.91	543.51		543.51
0367 SC-Corp Regulated Ops	4,565.98		4,565.98	53,378.09		53,378.09
0369 SC-CORP Regulatory						
OPEX						
032050 CORP-Backfill Reg App	1,670.89		1,670.89	23,766.21		23,766.21
032069 CORP-Regulatory UFS	1,670.89		1,670.89	23,766.27		23,766.27
Total: OPEX	1,670.89		1,670.89	23,766.27		23,766.27
CAPEX						
032050 CORP-Backfill Reg App				.18-		.18-
032069 CORP-Regulatory UFS	17.21		17.21	135.53		135.53
Total: CAPEX	17.21		17.21	135.35		135.35
0370 SC-CORP Regulatory	1,688.10		1,688.10	23,901.62		23,901.62
0370 SC-CSC Pensacola OH Location						
OPEX						
037005 CCP-Administration						
037070 CCP-Call Handling						
037071 CCP-Billing						
037072 CCP-Collections						
037073 CCP-Operations and Support						
037074 CCP-Business Services						
037075 CCP-Education & Development						
Total: OPEX	3,865.10		3,865.10	38,606.37		38,606.37
037005 CCP-Administration	36,534.01		36,534.01	429,672.48		429,672.48
037070 CCP-Call Handling	10,305.14		10,305.14	114,237.46		114,237.46
037073 CCP-Operations and Support	3,090.40		3,090.40	25,570.58		25,570.58
037075 CCP-Education & Development	53,794.65		53,794.65	608,086.89		608,086.89
Total:						
CAPEX						
037005 CCP-Administration						
037070 CCP-Call Handling						
037071 CCP-Billing						

582150

American Water Works Company
Southeast Service Company Billing
Business Partner Report

14
3/24/10
14:30:32

Data Selection Values

Period: 11 Year: 09
Region: B Eastern Division
Location: 0370 SC-CSC Pensacola OH Location

Business Partner: 12 Kentucky-American Water Co.

| Month | | Year-To-Date |

Description Of Service	Actual	Budget	Variance	Actual	Budget	Variance
B Eastern Division						
12 Kentucky-American Water Co.						
0370 SC-CSC Pensacola OH Location						
CAPEX						
037072 CCP-Collections						
037073 CCP-Operations and Support						
037074 CCP-Business Services						
037075 CCP-Education & Development						
Total: CAPEX	53,794.65	53,794.65		608,086.89	608,086.89	
0375 SC-STEP Project Location						
OPEX						
032091 CORP-STEP Project						
Total: OPEX				4,663.01	4,663.01	
CAPEX						
032091 CORP-STEP Project						
Total: CAPEX				4,663.01	4,663.01	
Total: 0375						
0388 SC-CORP Business Change						
OPEX						
032088 CORP-Business Change						
Total: OPEX				4,663.01	4,663.01	
CAPEX						
032088 CORP-Business Change						
Total: CAPEX				4,663.01	4,663.01	
Total: 0388						
0398 SC-CORP Other						
032000 CORP-Balance Sheet	91,676.92-		91,676.92-	3,930.99-		3,930.99-
Total:	91,676.92-		91,676.92-	3,930.99-		3,930.99-
OPEX						
032000 CORP-Balance Sheet						
Total:						
OPEX						
032001 CORP-Bldg Services Marlton						
032005 CORP-CEO						
032061 CORP-Property Management						
032070 CORP-Shared Bus Services Admin						
032089 CORP-AWE Pass-Thru						
032092 CORP-Strategy & Planning	510.01		510.01	3,683.63		3,683.63
032094 CORP-COE O&M						
032095 CORP-Project STAR						
032096 CORP-Chief Growth Officer						
032097 CORP-Product & Serv Innovation	94.46		94.46	44,950.26		44,950.26
032098 CORP-Non-Departmental Costs	604.47		604.47	48,633.89		48,633.89
Total: OPEX						

582150

American Water Works Company
Southeast Service Company Billing
Business Partner Report

15
3/24/10
14:30:32

Data Selection Values

Period: 11 Year: 09
Region: B Eastern Division
Location: 0398 SC-CORP Other

Business Partner: 12 Kentucky-American Water Co.

| Month | | Year-To-Date |

Description Of Service	Actual	Budget	Variance	Actual	Budget	Variance
B Eastern Division						
12 Kentucky-American Water Co.						
0398 SC-CORP Other						
CAPEX						
032001 CORP-Bldg Services Marlton						
032005 CORP-CEO						
032061 CORP-Property Management						
032070 CORP-Shared Bus Services Admin						
032089 CORP-AWE Pass-Thru	17.97		17.97	91.29		91.29
032092 CORP-Strategy & Planning						
032094 CORP-COE O&M						
032095 CORP-Project STAR						
032096 CORP-Chief Growth Officer						
032097 CORP-Product & Serv Innovation						
032098 CORP-Non-Departmental Costs	3.40-		3.40-	544.01		544.01
Total: CAPEX	14.57		14.57	635.30		635.30
Total: 0398 SC-CORP Other	91,057.88-		91,057.88-	45,338.20		45,338.20
Total: 12 Kentucky-American Water Co.	770,192.11		770,192.11	8,903,856.39		8,903,856.39
Total: B Eastern Division	770,192.11		770,192.11	8,903,856.39		8,903,856.39
Total: Grand Total :	770,192.11		770,192.11	8,903,856.39		8,903,856.39

Data Selection Values
Year: 09 Period: 12 Region: B Eastern Division

Business Partner: 12 Intercompany Settlement Co 12

Description Of Service	Hours	Payroll	Expenses	Total
Accounting	829.15	27,442.43	16,465.73	43,908.16
Administration	107.44	6,529.64	82,532.71	89,062.35
Audit	47.24	2,804.01	5,132.27	7,936.28
Communications	224.76	9,939.16	14,079.25	24,018.41
Legal	334.16	15,669.91	13,573.61	29,243.52
Engineering		127.61	925.39	1,053.00
Finance	932.12	49,070.14	40,703.34	89,773.48
Human Resources	256.81	12,726.45	30,781.84	43,508.29
Information Systems	827.52	39,163.09	170,355.30	209,518.39
Operations	1,616.58	70,948.22	52,940.12	123,888.34
Rates & Revenue	184.41	7,877.12	3,777.43	11,654.55
Risk Management	74.35	3,215.63	4,355.19	7,570.82
Water Quality	275.76	9,401.67	9,567.90	18,969.57
Customer Service	3,268.57	77,787.46	106,574.60	184,362.06
TOTAL:	8,978.87	332,702.54	551,764.68	884,467.22

TOTAL CURRENT MONTH CHARGES

884,467.22

LESS: PAYMENT-PRIOR EST. BILLING

788,014.31-

NET AMOUNT PAYABLE (RECEIVABLE)

96,452.91

PLUS: EST. CURRENT MONTH BILLING

884,467.22

980,920.13

582150 American Water Works Compar 4
Southeast Service Company Billing 3/24/10
Business Partner Report 15:29:46

Business Partner: 12 Kentucky-American Water Co.

Data Selection Values
Period: 12 Year: 09
Region: B Eastern Division
Location: 0324 SC-ITS Location

Description Of Service	Month		Year-To-Date		Variance
	Actual	Budget	Actual	Budget	
B Eastern Division					
12 Kentucky-American Water Co.					
0324 SC-ITS Location					
032075 CORP-Enterprise Server	19,560.96	19,560.96	175,812.90	175,812.90	175,812.90
032076 CORP-Communications	14,676.40	14,676.40	145,759.87	145,759.87	145,759.87
032077 CORP-ITS Security Operations	5,111.29	5,111.29	45,543.41	45,543.41	45,543.41
032078 CORP-ITS Adm Business Appl Dev	1,948.22	1,948.22	21,403.23	21,403.23	21,403.23
032079 CORP-ITS-BAD-Middle Office App	6,177.80	6,177.80	58,667.88	58,667.88	58,667.88
032080 CORP-ITS-BAD-Back Office Apps	7,082.78	7,082.78	72,142.27	72,142.27	72,142.27
032081 CORP-ITS-BAD-Quality&Methodlgy	4,405.04	4,405.04	27,636.14	27,636.14	27,636.14
032082 CORP-ITS-BAD-Customer Facing	8,832.42	8,832.42	48,519.88	48,519.88	48,519.88
032083 CORP-ITS-BAD-Field Svc Apps	7,896.86	7,896.86	60,058.24	60,058.24	60,058.24
032093 CORP-ITS-Architecture	17,387.08	17,387.08	65,126.02	65,126.02	65,126.02
033531 CE-Western CS & S	4,804.36	4,804.36	57,291.69	57,291.69	57,291.69
035031 SE-ITS Client Relations	2,022.52	2,022.52	11,594.69	11,594.69	11,594.69
036531 NE-Eastern CS & S	428.16	428.16	20,381.25	20,381.25	20,381.25
Total:	209,389.41	209,389.41	1,460,344.16	1,460,344.16	1,460,344.16
CAPEX					
032030 CORP-ITS Client Rel Admin	.15	.15	11.44	11.44	11.44
032031 CORP-Service Desk	.88	.88	68.63	68.63	68.63
032032 CORP-ITS-BAD-Core Shared	1.63	1.63	67.68	67.68	67.68
032033 Chg Ctrl & Desktop Automation	.17	.17	14.77	14.77	14.77
032034 CORP-ITS Appl Adm & Security			9.53	9.53	9.53
032035 CORP-ITS Sec Arch & Strategy	.13	.13	11.88	11.88	11.88
032071 CORP-ITS Admin	.65	.65	39.49	39.49	39.49
032072 CORP-ITS PMO	.88	.88	1,282.80	1,282.80	1,282.80
032073 CORP-ITS Infra/Oper Admin	.23	.23	17.07	17.07	17.07
032074 CORP-ITS Production	30.09	30.09	1,336.06	1,336.06	1,336.06
032075 CORP-Enterprise Server	9.72	9.72	473.96	473.96	473.96
032076 CORP-Communications	4.61	4.61	265.10	265.10	265.10
032077 CORP-ITS Security Operations	.53	.53	38.93	38.93	38.93
032078 CORP-ITS Adm Business Appl Dev	.25	.25	30.52	30.52	30.52
032079 CORP-ITS-BAD-Middle Office App	.87	.87	124.75	124.75	124.75
032080 CORP-ITS-BAD-Back Office Apps	2.10	2.10	145.02	145.02	145.02
032081 CORP-ITS-BAD-Quality&Methodlgy	1.62	1.62	22.82	22.82	22.82
032082 CORP-ITS-BAD-Customer Facing	.50	.50	41.66	41.66	41.66
032083 CORP-ITS-BAD-Field Svc Apps	4.07	4.07	114.50	114.50	114.50
032093 CORP-ITS-Architecture	28.31	28.31	777.52	777.52	777.52
033031 WE-ITS Client Relations					
033531 CE-Western CS & S	7.99	7.99	5,000.47	5,000.47	5,000.47
035031 SE-ITS Client Relations	29.64	29.64	316.48	316.48	316.48
036531 NE-Eastern CS & S	3.96	3.96	443.03	443.03	443.03
Total: CAPEX	128.98	128.98	10,654.11	10,654.11	10,654.11
032030 CORP-ITS Client Rel Admin	329.35-	329.35-	1,441.96-	1,441.96-	1,441.96-

582150

American Water Works Company
Southeast Service Company Billing
Business Partner Report

5
3/24/10
15:29:46

Data Selection Values

Period: 12 Year: 09
Region: B Eastern Division
Location: 0325 SC-SSC Location

Business Partner: 12 Kentucky-American Water Co.

| Month | | Year-To-Date |

Description Of Service	Actual	Budget	Variance	Actual	Budget	Variance
B Eastern Division						
12 Kentucky-American Water Co.						
0325 SC-SSC Location						
OPEX						
Total: 0324 SC-ITS Location	329.35-		329.35-	1,441.96-		1,441.96-
Total: 0325 SC-SSC Location	209,189.04		209,189.04	1,469,556.31		1,469,556.31
OPEX						
032084 SSC-Accounts Payable						
032505 SSC-Administration						
032560 SSC-Financial Reporting						
032570 SSC-General Accounting						
032571 SSC-Tax						
032572 SSC-Business Support Services						
032573 SSC-Planning & Reporting						
032574 SSC-Rates & Regulation						
032575 SSC-Cash Operations						
032576 SSC-Facility Services						
032577 SSC-Utility Plant Accounting						
032578 SSC-Project Management						
032579 SSC-Employee Services						
032580 SSC-AWE						
Total: OPEX						
032084 SSC-Accounts Payable	4,418.97		4,418.97	54,303.37		54,303.37
032505 SSC-Administration	7,580.39		7,580.39	83,625.59		83,625.59
032570 SSC-General Accounting	9,783.22		9,783.22	109,100.34		109,100.34
032571 SSC-Tax	3,507.51		3,507.51	41,988.04		41,988.04
032572 SSC-Business Support Services	4,315.48		4,315.48	43,366.46		43,366.46
032573 SSC-Planning & Reporting	4,155.02		4,155.02	43,060.74		43,060.74
032574 SSC-Rates & Regulation	5,693.68		5,693.68	64,494.66		64,494.66
032575 SSC-Cash Operations	4,680.08		4,680.08	56,487.31		56,487.31
032577 SSC-Utility Plant Accounting	926.67		926.67	10,530.93		10,530.93
032578 SSC-Project Management	6,118.97		6,118.97	80,121.25		80,121.25
032579 SSC-Employee Services	365.64		365.64	5,400.29		5,400.29
032580 SSC-AWE	51,545.63		51,545.63	592,478.98		592,478.98
Total: CAPEX						
032084 SSC-Accounts Payable	185.95		185.95	998.14		998.14
032505 SSC-Administration	245.48		245.48	2,367.72		2,367.72
032560 SSC-Financial Reporting						
032570 SSC-General Accounting	184.17		184.17	1,164.27		1,164.27
032571 SSC-Tax	73.16		73.16	374.95		374.95
032572 SSC-Business Support Services	125.58		125.58	666.66		666.66
032573 SSC-Planning & Reporting						
032574 SSC-Rates & Regulation	5,643.09		5,643.09	26,380.44		26,380.44
032575 SSC-Cash Operations	190.98		190.98	966.80		966.80

582150

American Water Works Company
Southeast Service Company Billing
Business Partner Report

6
3/24/10
15:29:46

Data Selection Values

Period: 12 Year: 09
Region: B Eastern Division
Location: 0325 SC-SSC Location

Business Partner: 12 Kentucky-American Water Co.

Month | | Year-To-Date

Description Of Service	Actual	Budget	Variance	Actual	Budget	Variance
B Eastern Division						
12 Kentucky-American Water Co.						
0325 SC-SSC Location						
CAPEX						
032576 SSC-Facility Services	137.79		137.79	814.89		814.89
032577 SSC-Utility Plant Accounting	36.17		36.17	194.09		194.09
032578 SSC-Project Management	216.57		216.57	1,320.59		1,320.59
032579 SSC-Employee Services	46.16		46.16	286.48		286.48
032580 SSC-AWE	7,085.10		7,085.10	35,535.03		35,535.03
Total: CAPEX	58,630.73		58,630.73	628,014.01		628,014.01
0326 SC-CORP Operations						
OPEX						
032011 CORP-Chief Operating Officer	6,101.46		6,101.46	55,150.18		55,150.18
032016 CORP-Maintenance Services	839.82		839.82	8,884.81		8,884.81
032019 CORP-Operational Risk	4,833.14		4,833.14	30,561.26		30,561.26
032064 CORP-Operational Performance	1,688.09		1,688.09	23,401.88		23,401.88
032065 CORP-Asset Management	361.22		361.22	6,208.05		6,208.05
032066 CORP-Innov & Env Stewardship	1,955.35		1,955.35	50,121.66		50,121.66
033016 WE-Maintenance	.63		.63	2,703.81		2,703.81
033019 WE-Operational Risk	13.16		13.16	110.45		110.45
033516 CE-Maintenance	1,665.21		1,665.21	15,264.76		15,264.76
033519 CE-Operational Risk	1,587.17		1,587.17	23,824.48		23,824.48
035016 SE-Maintenance	11,229.36		11,229.36	115,746.72		115,746.72
035019 SE-Operational Risk	60.82		60.82	2,591.20		2,591.20
036516 NE-Maintenance	123.49		123.49	680.04		680.04
036519 NE-Operational Risk	10.88		10.88	410.55		410.55
036550 CORP-COE-Engineering	439.61		439.61	5,243.40		5,243.40
036551 CORP-COE-Technical Services	499.38		499.38	6,538.06		6,538.06
Total: OPEX	31,408.79		31,408.79	347,441.31		347,441.31
CAPEX						
032011 CORP-Chief Operating Officer	570.63		570.63	8,588.33		8,588.33
032016 CORP-Maintenance Services	9.63		9.63	197.84		197.84
032019 CORP-Operational Risk	964.08		964.08	6,706.41		6,706.41
032064 CORP-Operational Performance	795.71		795.71	14,129.26		14,129.26
032065 CORP-Asset Management	4,309.73		4,309.73	54,244.21		54,244.21
032066 CORP-Innov & Env Stewardship	3,333.03		3,333.03	53,893.42		53,893.42
033016 WE-Maintenance						
033019 WE-Operational Risk						
033516 CE-Maintenance	2.57		2.57	152.97		152.97
033519 CE-Operational Risk	98.11		98.11	212.84		212.84
035016 SE-Maintenance	19.88		19.88	6,206.74		6,206.74
035019 SE-Operational Risk	.89		.89	.16		.16
036516 NE-Maintenance				1.38		1.38
036519 NE-Operational Risk	2.57		2.57	32.09		32.09
036550 CORP-COE-Engineering	18,998.48		18,998.48	259,053.12		259,053.12

582150

American Water Works Compa.,
Southeast Service Company Billing
Business Partner Report

9
3/24/10
15:29:46

Data Selection Values
Period: 12 Year: 09
Region: B Eastern Division
Location: 0329 SC-CORP Legal

Business Partner: 12 Kentucky-American Water Co.

Description Of Service	Month			Year-To-Date		
	Actual	Budget	Variance	Actual	Budget	Variance
B Eastern Division						
12 Kentucky-American Water Co.						
0329 SC-CORP Legal						
CAPEX						
032008 CORP-Legal Admin	31.75		31.75	856.41		856.41
032015 CORP-Legal						
033015 WE-Legal	4.59		4.59	242.35		242.35
033515 CR-Legal	48.06		48.06	1,077.38		1,077.38
035015 SE-Legal				12.29		12.29
036515 NE-Legal	84.40		84.40	2,188.43		2,188.43
Total: CAPEX						
035015 SE-Legal	856.31-		856.31-	3,749.11-		3,749.11-
Total:	856.31-		856.31-	3,749.11-		3,749.11-
Total: 0329 SC-CORP Legal	28,387.21		28,387.21	330,059.74		330,059.74
0337 SC-Corp IR						
OPEX						
032037 CORP-Investor Relations	2,066.88		2,066.88	19,363.53		19,363.53
Total: OPEX	2,066.88		2,066.88	19,363.53		19,363.53
CAPEX						
032037 CORP-Investor Relations	5.28		5.28	154.74		154.74
Total: CAPEX	5.28		5.28	154.74		154.74
Total: 0337 SC-Corp IR	2,072.16		2,072.16	19,518.27		19,518.27
0340 SC-CSC Alton OH Location						
OPEX						
034005 CCA-Administration	15,190.06		15,190.06	105,838.50		105,838.50
034070 CCA-Call Handling	50,218.91		50,218.91	392,545.84		392,545.84
034071 CCA-Billing	25,767.76		25,767.76	255,558.13		255,558.13
034072 CCA-Collections	8,155.51		8,155.51	81,415.29		81,415.29
034073 CCA-Operations & Performance	19,893.96		19,893.96	198,350.37		198,350.37
034074 CCA-Business Services	3,508.64		3,508.64	47,543.58		47,543.58
034075 CCA-Education & Development	9,646.18		9,646.18	44,427.88		44,427.88
Total: OPEX	132,381.02		132,381.02	1,125,679.59		1,125,679.59
CAPEX						
034005 CCA-Administration	3.86-		3.86-	19.43		19.43
034070 CCA-Call Handling	4.45-		4.45-	29.76-		29.76-
034071 CCA-Billing	31.04-		31.04-	24.32-		24.32-

582150

American Water Works Company
Southeast Service Company Billing
Business Partner Report

10
3/24/10
15:29:46

Data Selection Values

Period: 12 Year: 09
Region: B Eastern Division
Location: 0340 SC-CSC Alton OH Location

Business Partner: 12 Kentucky-American Water Co.

| Month | | Year-To-Date |

Description Of Service	Actual	Budget	Variance	Actual	Budget	Variance
B Eastern Division						
12 Kentucky-American Water Co.						
0340 SC-CSC Alton OH Location						
CAPEX						
034072 CCA-Collections	1.36-	1.36-	1.36-	7.49-	7.49-	7.49-
034073 CCA-Operations & Performance	5.08-	5.08-	5.08-	30.24-	30.24-	30.24-
034074 CCA-Business Services	.69-	.69-	.69-	4.75-	4.75-	4.75-
034075 CCA-Education & Development	.38-	.38-	.38-	5.63-	5.63-	5.63-
Total: CAPEX	46.86-	46.86-	46.86-	82.76-	82.76-	82.76-
Total: 0340 SC-CSC Alton OH Location	132,334.16	132,334.16	132,334.16	1,125,596.83	1,125,596.83	1,125,596.83
0345 SC-Belleville Lab Location						
OPEX						
034517 BVLAB-Water Quality						
Total: OPEX						
034517 BVLAB-Water Quality	13,617.47	13,617.47	13,617.47	193,954.17	193,954.17	193,954.17
Total:	13,617.47	13,617.47	13,617.47	193,954.17	193,954.17	193,954.17
CAPEX						
034517 BVLAB-Water Quality						
Total: CAPEX						
Total: 0345 SC-Belleville Lab Location	13,617.47	13,617.47	13,617.47	193,954.17	193,954.17	193,954.17
0362 SC-CORP Property						
OPEX						
032042 CORP-1000 Voorhees Building	4,318.97	4,318.97	4,318.97	22,763.72	22,763.72	22,763.72
032046 CORP-3906 Church Road	1,382.61	1,382.61	1,382.61	16,300.48	16,300.48	16,300.48
032062 CORP-Building Services	31,017.29	31,017.29	31,017.29	280,417.73	280,417.73	280,417.73
032063 CORP-Building Services Woodcre	9,760.90	9,760.90	9,760.90	99,709.32	99,709.32	99,709.32
032090 CORP-Prop Mgmt Development	.92	.92	.92	17.96	17.96	17.96
036576 NE-Building Services Woodcrest	46,480.69	46,480.69	46,480.69	419,209.21	419,209.21	419,209.21
Total: OPEX						
CAPEX						
032042 CORP-1000 Voorhees Building	3.08	3.08	3.08	83.27	83.27	83.27
032046 CORP-3906 Church Road	3,096.80	3,096.80	3,096.80	51,041.06	51,041.06	51,041.06
032062 CORP-Building Services	286.80	286.80	286.80	7,408.03	7,408.03	7,408.03
032063 CORP-Building Services Woodcre	1,234.09	1,234.09	1,234.09	5,861.85	5,861.85	5,861.85
032090 CORP-Prop Mgmt Development				1.04	1.04	1.04
036576 NE-Building Services Woodcrest	4,620.77	4,620.77	4,620.77	64,395.25	64,395.25	64,395.25
Total: CAPEX	51,101.46	51,101.46	51,101.46	483,604.46	483,604.46	483,604.46
Total: 0362 SC-CORP Property						
0363 SC-CORP Eastern Division Ops						
OPEX						
032023 CORP-Eastern Division Ops	26,603.25	26,603.25	26,603.25	300,703.72	300,703.72	300,703.72
035001 SE-Production						
035002 SE-Network	1,903.12	1,903.12	1,903.12	19,831.47	19,831.47	19,831.47
035003 SE-Customer Relations	6,488.58	6,488.58	6,488.58	210,077.89	210,077.89	210,077.89
035005 SE-Administration	13,817.48	13,817.48	13,817.48	157,857.69	157,857.69	157,857.69

582150
12
3/24/10
15:29:46

American Water Works Company,
Southeast Service Company Billing
Business Partner Report

Business Partner: 12 Kentucky-American Water Co.

Data Selection Values
Period: 12 Year: 09
Region: B Eastern Division
Location: 0364 SC-CORP Busn Transformation

Description Of Service	Month			Year-To-Date		
	Actual	Budget	Variance	Actual	Budget	Variance
B Eastern Division						
12 Kentucky-American Water Co.						
0364 SC-CORP Busn Transformation						
CAPEX						
032040 CORP-Busns Transformation	6,006.38		6,006.38	86,561.32		86,561.32
032051 CORP-Bsns Trans-Procure To Pay	1,870.88		1,870.88	17,464.00		17,464.00
032052 CORP-Bsns Trans-Recruit To Ret	2,326.79		2,326.79	20,044.30		20,044.30
032053 CORP-Bsns Trans-Record To Rpt	4,568.85		4,568.85	22,116.49		22,116.49
032054 CORP-Bsns Trans-Order To Cash	1,852.51		1,852.51	17,340.69		17,340.69
032055 CORP-Bsns Trans-Plan, Bld, Ret	2,100.91		2,100.91	18,815.87		18,815.87
032056 CORP-Bsns Trans-Ord To Compl	2,376.00		2,376.00	21,320.75		21,320.75
Total: CAPEX	21,102.32		21,102.32	203,663.42		203,663.42
Total: 0364 SC-CORP Busn Transformation	20,975.13		20,975.13	203,679.72		203,679.72
0366 SC-Corp Western Division Ops						
OPEX						
032024 Corp-Western Division Ops	29.60		29.60	304.94		304.94
033001 WE-Production						
033002 WE-Network						
033003 WE-Customer Relations	.46		.46	176.68		176.68
033004 WE-Technical Services						
033005 WE-Administration	3.43		3.43	1,214.41		1,214.41
033006 WE-Service Delivery	.35		.35	178.34		178.34
033011 WE-Environmental Mgmt						
033014 WE-Engineering	1.15		1.15	730.55		730.55
033028 WE-Asset Planning						
033501 CE-Production	.44		.44	4.25		4.25
033502 CE-Network	154.08		154.08	1,573.13		1,573.13
033503 CE-Customer Relations	601.36		601.36	6,576.34		6,576.34
033505 CE-Administration	925.80		925.80	11,219.98		11,219.98
033511 CE-Environmental Mgmt	62.94		62.94	774.27		774.27
033514 CE-Engineering	246.06		246.06	3,013.78		3,013.78
Total: OPEX	2,025.67		2,025.67	25,759.49		25,759.49
CAPEX						
032024 Corp-Western Division Ops	.27		.27	50.98		50.98
033001 WE-Production						
033002 WE-Network						
033003 WE-Customer Relations						
033004 WE-Technical Services						
033005 WE-Administration						
033011 WE-Environmental Mgmt						
033014 WE-Engineering						
033028 WE-Asset Planning						
033501 CE-Production	.01		.01	.49		.49
033502 CE-Network	1.92		1.92	95.81		95.81
033503 CE-Customer Relations	7.44		7.44	362.36		362.36
033505 CE-Administration	11.41		11.41	717.23		717.23

582150

American Water Works Company
Southeast Service Company Billing
Business Partner Report

13
3/24/10
15:29:46

Data Selection Values

Period: 12 Year: 09

Region: B Eastern Division

Location: 0366 SC-Corp Western Division Ops

Business Partner: 12

Kentucky-American Water Co.

Month | | Year-To-Date

Description Of Service	Actual	Budget	Variance	Actual	Budget	Variance
B Eastern Division						
12 Kentucky-American Water Co.						
0366 SC-Corp Western Division Ops						
CAPEX						
033511 CE-Environmental Mgmt	.78		.78	49.01		49.01
033514 CE-Engineering	3.02		3.02	190.29		190.29
Total: CAPEX	24.85		24.85	1,465.19		1,465.19
Total: 0366 SC-Corp Western Division Ops	2,050.52		2,050.52	27,224.68		27,224.68
0367 SC-Corp Regulated Ops						
OPEX						
032026 CORP-Regulated Ops	5,104.13		5,104.13	52,834.58		52,834.58
Total: OPEX	5,104.13		5,104.13	52,834.58		52,834.58
CAPEX						
032026 CORP-Regulated Ops	24.10		24.10	543.51		543.51
Total: CAPEX	24.10		24.10	543.51		543.51
Total: 0367 SC-Corp Regulated Ops	5,128.23		5,128.23	53,378.09		53,378.09
0369 SC-CORP Regulatory						
OPEX						
032050 CORP-Backfill Reg App				.06		.06
032069 CORP-Regulatory UFS	1,851.66		1,851.66	23,766.21		23,766.21
Total: OPEX	1,851.66		1,851.66	23,766.27		23,766.27
CAPEX						
032050 CORP-Backfill Reg App				.18-		.18-
032069 CORP-Regulatory UFS	4.78		4.78	135.53		135.53
Total: CAPEX	4.78		4.78	135.35		135.35
Total: 0369 SC-CORP Regulatory	1,856.44		1,856.44	23,901.62		23,901.62
0370 SC-CSC Pensacola OH Location						
OPEX						
037005 CCP-Administration						
037070 CCP-Call Handling	3,555.91		3,555.91	38,606.37		38,606.37
037071 CCP-Billing	34,399.24		34,399.24	429,672.48		429,672.48
037072 CCP-Collections	9,343.13		9,343.13	114,237.46		114,237.46
037073 CCP-Operations and Support	2,461.50-		2,461.50-	25,570.58		25,570.58
037074 CCP-Business Services	44,836.78		44,836.78	608,086.89		608,086.89
037075 CCP-Education & Development						
Total: OPEX	3,555.91		3,555.91	38,606.37		38,606.37
037005 CCP-Administration						
037070 CCP-Call Handling	34,399.24		34,399.24	429,672.48		429,672.48
037073 CCP-Operations and Support	9,343.13		9,343.13	114,237.46		114,237.46
037075 CCP-Education & Development	2,461.50-		2,461.50-	25,570.58		25,570.58
Total: CAPEX	44,836.78		44,836.78	608,086.89		608,086.89
037005 CCP-Administration						
037070 CCP-Call Handling						
037071 CCP-Billing						

582150 American Water Works Company... 14
 Southeast Service Company Billing 3/24/10
 Business Partner Report 15:29:46

Data Selection Values
 Period: 12 Year: 09
 Region: B Eastern Division
 Location: 0370 SC-CSC Pensacola OH Location

Business Partner: 12 Kentucky-American Water Co.

Description Of Service	Month		Year-To-Date		Variance
	Actual	Budget	Actual	Budget	
B Eastern Division					
12 Kentucky-American Water Co.					
0370 SC-CSC Pensacola OH Location					
CAPEX					
037072 CCP-Collections					
037073 CCP-Operations and Support					
037074 CCP-Business Services					
037075 CCP-Education & Development					
Total: CAPEX					
Total: 0370 SC-CSC Pensacola OH Location	44,836.78		608,086.89		608,086.89
0375 SC-STEP Project Location					
OPEX					
032091 CORP-STEP Project					
Total: OPEX					
Total: CAPEX					
032091 CORP-STEP Project					
Total: CAPEX					
Total: 0375 SC-STEP Project Location					
0388 SC-CORP Business Change					
OPEX					
032088 CORP-Business Change			4,663.01		4,663.01
Total: OPEX			4,663.01		4,663.01
CAPEX					
032088 CORP-Business Change					
Total: CAPEX					
Total: 0388 SC-CORP Business Change			4,663.01		4,663.01
0398 SC-CORP Other					
032000 CORP-Balance Sheet	51,977.66-		3,930.99-		3,930.99-
Total:	51,977.66-		3,930.99-		3,930.99-
032000 CORP-Balance Sheet					
Total:					
OPEX					
032001 CORP-Bldg Services Marilton					
032005 CORP-CEO					
032061 CORP-Property Management					
032070 CORP-Shared Bus Services Admin					
032089 CORP-AWE Pass-Thru					
032092 CORP-Strategy & Planning	412.42		3,683.63		3,683.63
032094 CORP-COE O&M					
032095 CORP-Project STAR					
032096 CORP-Chief Growth Officer					
032097 CORP-Product & Serv Innovation					
032098 CORP-Non-Departmental Costs	9,727.58		44,950.26		44,950.26
Total: OPEX	10,140.00		48,633.89		48,633.89

582150

American Water Works Company
Southeast Service Company Billing
Business Partner Report

15
3/24/10
15:29:46

Data Selection Values

Period: 12 Year: 09
Region: B Eastern Division
Location: 0398 SC-CORP Other

Business Partner: 12 Kentucky-American Water Co.

| Month | | Year-To-Date |

Description Of Service	Actual	Budget	Variance	Actual	Budget	Variance
B Eastern Division						
12 Kentucky-American Water Co.						
0398 SC-CORP Other						
CAPEX						
032001 CORP-Bldg Services Marlton						
032005 CORP-CEO						
032061 CORP-Property Management						
032070 CORP-Shared Bus Services Admin						
032089 CORP-AWE Pass-Thru						
032092 CORP-Strategy & Planning	3.77		3.77	91.29		91.29
032094 CORP-COE O&M						
032095 CORP-Project STAR						
032096 CORP-Chief Growth Officer						
032097 CORP-Product & Serv Innovation						
032098 CORP-Non-Departmental Costs	46.91		46.91	544.01		544.01
Total: CAPEX	50.68		50.68	635.30		635.30
Total: 0398	41,786.98-		41,786.98-	45,338.20		45,338.20
Total: 12	811,501.72		811,501.72	8,903,856.39		8,903,856.39
Total: B	811,501.72		811,501.72	8,903,856.39		8,903,856.39
Total:	811,501.72		811,501.72	8,903,856.39		8,903,856.39

Data Selection Values
Year: 09 Period: 10 Region: B Eastern Division Business Partner: 12 Intercompany Settlement Co 12

Description Of Service	Hours	Payroll	Expenses	Total
Accounting	841.30	26,895.18	20,446.63	47,341.81
Administration	108.72	6,201.11	62,561.25	68,762.36
Audit	47.24	2,678.38	4,105.18	6,783.56
Communications	253.76	12,209.01	16,087.10	28,296.11
Legal	334.06	15,117.09	12,134.27	27,251.36
Engineering	1.77	170.16	729.31	899.47
Finance	845.70	43,400.71	51,156.29	94,557.00
Human Resources	254.18	12,052.26	20,361.47	32,413.73
Information Systems	779.53	35,860.89	92,804.04	128,664.93
Operations	1,547.69	69,794.91	56,202.00	125,996.91
Rates & Revenue	43.96	2,524.08	3,139.26	5,663.34
Risk Management	63.58	2,624.71	2,293.57	4,918.28
Water Quality	268.26	8,637.52	17,142.73	25,780.25
Customer Service	3,098.58	56,164.48	90,045.47	146,209.95
TOTAL:	8,488.33	294,330.49	449,208.57	743,539.06

TOTAL CURRENT MONTH CHARGES

743,539.06

LESS: PAYMENT-PRIOR EST. BILLING

790,740.73-

NET AMOUNT PAYABLE (RECEIVABLE)

47,201.67-

PLUS: EST. CURRENT MONTH BILLING

743,539.06

696,337.39

582150 American Water Works Company 1
Southeast Service Company Billing 11/18/09
Business Partner Report 13:27:26

Business Partner: 12 Kentucky-American Water Co.

Data Selection Values
Period: 10 Year: 09
Region: B Eastern Division
Location: 0003 AW Service Co.

Description Of Service	Month			Year-To-Date		
	Actual	Budget	Variance	Actual	Budget	Variance
B Eastern Division						
12 Kentucky-American Water Co.						
0003 AW Service Co.						
03001 BS Movements Co 3	82,836.95-		82,836.95-	139,723.59-		139,723.59-
Total:	82,836.95-		82,836.95-	139,723.59-		139,723.59-
03001 BS Movements Co 3						
Total:						
0003 AW Service Co.						
0320 SC-CORP Bus Develop	82,836.95-		82,836.95-	139,723.59-		139,723.59-
OPEX						
032020 CORP-Corporate Bus Development	4,019.50		4,019.50	37,465.79		37,465.79
033020 WE-Business Development				197.84		197.84
035020 CE-Business Development	73.07		73.07	414.46		414.46
035020 SE-Business Development	13,516.00		13,516.00	132,428.20		132,428.20
036520 NE-Business Development				10.15		10.15
Total: OPEX	17,608.57		17,608.57	170,516.44		170,516.44
CAPEX						
032020 CORP-Corporate Bus Development	22.67		22.67	346.62		346.62
033020 WE-Business Development						
033520 CE-Business Development	29.02		29.02	38.77		38.77
035020 SE-Business Development				436.76		436.76
036520 NE-Business Development	51.69		51.69	.01-		.01-
Total: CAPEX	103.38		103.38	822.14		822.14
035020 SE-Business Development	1,207.77-		1,207.77-	1,207.77-		1,207.77-
Total:	1,207.77-		1,207.77-	1,207.77-		1,207.77-
0321 SC-CORP Bus Develop	16,452.49		16,452.49	170,130.81		170,130.81
OPEX						
032060 CORP-Audit	6,769.43		6,769.43	45,345.05		45,345.05
Total: OPEX	6,769.43		6,769.43	45,345.05		45,345.05
CAPEX						
032060 CORP-Audit	14.13		14.13	172.18		172.18
Total: CAPEX	14.13		14.13	172.18		172.18
Total: 0321 SC-CORP Audit	6,783.56		6,783.56	45,517.23		45,517.23
OPEX						
0322 SC-CORP External Affairs						
OPEX						
032022 CORP-Government Affairs	1,530.13		1,530.13	14,932.06		14,932.06
032025 CORP-External Affairs	2,959.01		2,959.01	26,710.61		26,710.61
032068 CORP-Marketing	5,884.16		5,884.16	40,977.30		40,977.30
032085 CORP-External Communications	2,384.15		2,384.15	28,303.43		28,303.43
032086 CORP-Internal Communications	1,062.01		1,062.01	10,987.67		10,987.67
032087 CORP-Corp Social Resp	900.22		900.22	13,073.96		13,073.96
033025 WE-External Affairs	.59-		.59-	251.94		251.94

Data Selection Values
Period: 10 Year: 09
Region: B Eastern Division
Location: 0322 SC-CORP External Affairs

Business Partner: 12 Kentucky-American Water Co.

Description Of Service	Month		Year-To-Date		Variance
	Actual	Budget	Actual	Budget	
B Eastern Division					
12 Kentucky-American Water Co.					
0322 SC-CORP External Affairs					
OPEX					
033525 CE-External Affairs	189.19		1,069.52		1,069.52
035025 SE-External Affairs	13,317.17		133,213.33		133,213.33
036525 NE-External Affairs	2.97		214.68		214.68
Total: OPEX	28,228.42		269,734.50		269,734.50
CAPEX					
032022 CORP-Government Affairs	4.41		67.58		67.58
032025 CORP-External Affairs	21.40		249.32		249.32
032068 CORP-Marketing	9.40		120.54		120.54
032085 CORP-External Communications	5.47		79.91		79.91
032086 CORP-Internal Communications	2.02		34.18		34.18
032087 CORP-Corp Social Resp	3.24		28.01		28.01
033025 WE-External Affairs			100.48		100.48
033525 CE-External Affairs	21.75		330.04		330.04
035025 SE-External Affairs			2.25		2.25
036525 NE-External Affairs	67.69		1,012.31		1,012.31
Total: CAPEX					
035025 SE-External Affairs	3,331.75-		3,331.75-		3,331.75-
Total:	3,331.75-		3,331.75-		3,331.75-
Total: 0322 SC-CORP External Affairs	24,964.36		267,415.06		267,415.06
0323 SC-Supply Chain Location					
OPEX					
032009 CORP-Supply Chain-Pass Thru					
032010 CORP-Supply Chain-Sourcing					
033010 WE-Supply Chain					
033510 CE-Supply Chain					
035010 SE-Supply Chain					
036510 NE-Supply Chain					
Total: OPEX					
032009 CORP-Supply Chain-Pass Thru	.06-		2.32		2.32
032010 CORP-Supply Chain-Sourcing	7,682.81		60,401.66		60,401.66
033010 WE-Supply Chain			37.62		37.62
033510 CE-Supply Chain	61.07		897.10		897.10
035010 SE-Supply Chain	1,519.45		16,936.97		16,936.97
036510 NE-Supply Chain	9,263.27		35.91		35.91
Total:			78,311.58		78,311.58
CAPEX					
032009 CORP-Supply Chain-Pass Thru	.18-		39.12		39.12
032010 CORP-Supply Chain-Sourcing	6,928.08		70,086.33		70,086.33
033010 WE-Supply Chain					
033510 CE-Supply Chain			662.35		662.35

582150
3
11/18/09
13:27:26

American Water Works Company
Southeast Service Company Billing
Business Partner Report

Business Partner: 12 Kentucky-American Water Co.

Data Selection Values
Period: 10 Year: 09
Region: B Eastern Division
Location: 0323 SC-Supply Chain Location

Description Of Service	Month		Year-To-Date		Variance	Actual	Budget	Variance
	Actual	Budget	Actual	Budget				
B Eastern Division								
12 Kentucky-American Water Co.								
0323 SC-Supply Chain Location								
CAPEX								
035010 SE-Supply Chain	517.47		5,975.25		517.47	5,975.25		5,975.25
036510 NE-Supply Chain			28.73			28.73		28.73
Total: CAPEX	7,445.37		76,791.78		7,445.37	76,791.78		76,791.78
Total: 0323 SC-Supply Chain Location	16,708.64		155,103.36		16,708.64	155,103.36		155,103.36
0324 SC-ITS Location								
OPEX								
032030 CORP-ITS Client Rel Admin								
032031 CORP-Service Desk								
032032 CORP-ITS-BAD-Core Shared								
032033 Chg Ctrl & Desktop Automation								
032034 CORP-ITS Appl Adm & Security								
032035 CORP-ITS Sec Arch & Strategy								
032071 CORP-ITS Admin								
032072 CORP-ITS FMO								
032073 CORP-ITS Infra/Oper Admin								
032074 CORP-ITS Production								
032075 CORP-Enterprise Server								
032076 CORP-Communications								
032077 CORP-ITS Security Operations								
032078 CORP-ITS Adm Business Appl Dev								
032079 CORP-ITS-BAD-Middle Office App								
032080 CORP-ITS-BAD-Back Office Apps								
032081 CORP-ITS-BAD-QualityMethodlogy								
032082 CORP-ITS-BAD-Customer Facing								
032083 CORP-ITS-BAD-Field SVC Apps								
032093 CORP-ITS-Architecture								
033031 WE-ITS Client Relations								
033531 CE-Western CS & S								
035031 SE-ITS Client Relations								
036531 NE-Eastern CS & S								
Total: OPEX	673.11		6,447.58		673.11	6,447.58		6,447.58
032030 CORP-ITS Client Rel Admin	3,885.04		35,978.41		3,885.04	35,978.41		35,978.41
032031 CORP-Service Desk	2,862.32		36,505.79		2,862.32	36,505.79		36,505.79
032032 CORP-ITS-BAD-Core Shared	804.50		8,427.05		804.50	8,427.05		8,427.05
032033 Chg Ctrl & Desktop Automation								
032034 CORP-ITS Appl Adm & Security								
032035 CORP-ITS Sec Arch & Strategy								
032071 CORP-ITS Admin	173.43		6,745.57		173.43	6,745.57		6,745.57
032072 CORP-ITS FMO	7,317.32		30,831.08		7,317.32	30,831.08		30,831.08
032073 CORP-ITS Infra/Oper Admin	3,576.67		38,062.68		3,576.67	38,062.68		38,062.68
032074 CORP-ITS Production	971.89		11,737.81		971.89	11,737.81		11,737.81
Total: OPEX	39,046.97		293,190.23		39,046.97	293,190.23		293,190.23

582150
American Water Works Company
Southeast Service Company Billing
Business Partner Report

Business Partner: 12
Kentucky-American Water Co.

11/18/09
13:27:26

Data Selection Values
Period: 10 Year: 09
Region: B Eastern Division
Location: 0324 SC-ITS Location

Description Of Service	Month			Year-To-Date		
	Actual	Budget	Variance	Actual	Budget	Variance
B Eastern Division						
12 Kentucky-American Water Co.						
0324 SC-ITS Location						
032075 CORP-Enterprise Server	13,131.99		13,131.99	143,898.05		143,898.05
032076 CORP-Communications	13,881.85		13,881.85	117,744.24		117,744.24
032077 CORP-ITS Security Operations	4,230.77		4,230.77	35,759.05		35,759.05
032078 CORP-ITS Adm Business Appl Dev	1,640.45		1,640.45	17,524.87		17,524.87
032079 CORP-ITS-BAD-Middle Office App	2,589.84		2,589.84	46,616.97		46,616.97
032080 CORP-ITS-BAD-Back Office Apps	6,005.43		6,005.43	57,052.49		57,052.49
032081 CORP-ITS-BAD-Quality&Methodlgy	2,142.50		2,142.50	21,157.42		21,157.42
032082 CORP-ITS-BAD-Customer Facing	5,124.63		5,124.63	35,343.31		35,343.31
032083 CORP-ITS-BAD-Field Svc Apps	8,074.61		8,074.61	49,895.38		49,895.38
032093 CORP-ITS-Architecture	5,142.01		5,142.01	40,843.75		40,843.75
033531 CE-Western CS & S	5,414.12		5,414.12	43,415.02		43,415.02
035031 SE-ITS Client Relations	1,440.39		1,440.39	7,632.70		7,632.70
036531 NE-Eastern CS & S	407.73		407.73	19,574.15		19,574.15
Total:	128,537.57		128,537.57	1,112,774.61		1,112,774.61
CAPEX						
032030 CORP-ITS Client Rel Admin	.18		.18	10.92		10.92
032031 CORP-Service Desk	1.18		1.18	65.24		65.24
032032 CORP-ITS-BAD-Core Shared	.60		.60	64.66		64.66
032033 Chg Ctrl & Desktop Automation	.24		.24	14.09		14.09
032034 CORP-ITS Appl Adm & Security	.16		.16	9.53		9.53
032035 CORP-ITS Sec Arch & Strategy	.82		.82	37.44		37.44
032071 CORP-ITS Admin	1.33		1.33	11.38		11.38
032072 CORP-ITS PMO	.28		.28	37.44		37.44
032073 CORP-ITS Infra/Oper Admin	1.33		1.33	1,279.10		1,279.10
032074 CORP-ITS Production	.28		.28	16.20		16.20
032075 CORP-Enterprise Server	34.77		34.77	1,225.10		1,225.10
032076 CORP-Communications	7.38		7.38	446.49		446.49
032077 CORP-ITS Security Operations	5.55		5.55	247.92		247.92
032078 CORP-ITS Security Operations	.74		.74	36.77		36.77
032079 CORP-ITS Adm Business Appl Dev	.37		.37	29.56		29.56
032080 CORP-ITS-BAD-Middle Office App	1.62		1.62	119.23		119.23
032081 CORP-ITS-BAD-Back Office Apps	2.47		2.47	131.35		131.35
032082 CORP-ITS-BAD-Quality&Methodlgy	.38		.38	20.48		20.48
032083 CORP-ITS-BAD-Customer Facing	.70		.70	39.65		39.65
032093 CORP-ITS-BAD-Field Svc Apps	4.53		4.53	105.77		105.77
033031 CORP-ITS-Architecture	38.23		38.23	669.78		669.78
033031 WE-ITS Client Relations						
033531 CE-Western CS & S						
035031 SE-ITS Client Relations	24.05		24.05	4,992.48		4,992.48
036531 NE-Eastern CS & S	6.22		6.22	189.16		189.16
Total: CAPEX	127.36		127.36	420.02		420.02
032030 CORP-ITS Client Rel Admin	832.94		832.94	10,182.32		10,182.32

832.94- 832.94- 832.94-

582150

American Water Works Company
Southeast Service Company Billing
Business Partner Report

5

11/18/09
13:27:26

Data Selection Values

Period: 10 Year: 09
Region: B Eastern Division
Location: 0325 SC-SSC Location

Business Partner: 12 Kentucky-American Water Co.

| Month | | Year-To-Date |

Description Of Service Actual Budget Variance Actual Budget Variance

B Eastern Division
12 Kentucky-American Water Co.
0325 SC-SSC Location

Total: 0324 SC-ITS Location 832.94- 832.94-
0325 SC-SSC Location 127,831.99 1,122,123.99 1,122,123.99

OPEX
032084 SSC-Accounts Payable
032505 SSC-Administration
032560 SSC-Financial Reporting
032570 SSC-General Accounting
032571 SSC-Tax
032572 SSC-Business Support Services
032573 SSC-Planning & Reporting
032574 SSC-Rates & Regulation
032575 SSC-Cash Operations
032576 SSC-Facility Services
032577 SSC-Utility Plant Accounting
032578 SSC-Project Management
032579 SSC-Employee Services
032580 SSC-AWE
Total: OPEX

032084 SSC-Accounts Payable 5,783.98 5,783.98 46,193.42
032505 SSC-Administration 6,702.93 6,702.93 69,691.59
032570 SSC-General Accounting 9,996.41 9,996.41 89,238.38
032571 SSC-Tax 3,486.13 3,486.13 35,170.46
032572 SSC-Business Support Services 3,957.45 3,957.45 35,082.01
032574 SSC-Rates & Regulation 3,584.43 3,584.43 35,454.63
032575 SSC-Cash Operations 5,492.18 5,492.18 53,496.83
032577 SSC-Utility Plant Accounting 4,599.57 4,599.57 47,473.22
032578 SSC-Project Management 862.83 862.83 8,810.62
032579 SSC-Employee Services 6,286.24 6,286.24 67,246.58
032580 SSC-AWE 471.90 471.90 4,634.48
Total: 51,224.05 51,224.05 492,492.22

CAPEX
032084 SSC-Accounts Payable 1.90 1.90 663.98
032505 SSC-Administration 2.62 2.62 1,913.16
032560 SSC-Financial Reporting 2.04 2.04 823.42
032570 SSC-General Accounting .88 .88 233.52
032571 SSC-Tax 1.29 1.29 436.46
032572 SSC-Business Support Services 51.76 51.76 18,344.65
032573 SSC-Planning & Reporting 1.99 1.99 622.75
032574 SSC-Rates & Regulation
032575 SSC-Cash Operations

582150

American Water Works Company
Southeast Service Company Billing
Business Partner Report

7
11/18/09
13:27:26

Data Selection Values

Period: 10 Year: 09
Region: B Eastern Division
Location: 0326 SC-CORP Operations

Business Partner: 12 Kentucky-American Water Co.

Description Of Service	Month			Year-To-Date		
	Actual	Budget	Variance	Actual	Budget	Variance
B Eastern Division						
12 Kentucky-American Water Co.						
0326 SC-CORP Operations						
CAPEX						
036551 CORP-COE-Technical Services	4,266.35	4,266.35	0.00	52,170.89	52,170.89	0.00
Total: CAPEX	43,204.45	43,204.45	0.00	382,973.69	382,973.69	0.00
Total: 0326 SC-CORP Operations	73,017.15	73,017.15	0.00	658,599.74	658,599.74	0.00
0327 SC-CORP Finance						
OPEX						
032007 CORP-Finance	7,389.93	7,389.93	0.00	67,886.03	67,886.03	0.00
032017 CORP-Planning & Reporting	6,622.51	6,622.51	0.00	76,077.67	76,077.67	0.00
032027 CORP-Reporting & Compliance	9,481.44	9,481.44	0.00	79,900.24	79,900.24	0.00
032047 CORP-Income Tax	6,496.92	6,496.92	0.00	69,856.26	69,856.26	0.00
032057 CORP-Treasury	6,117.01	6,117.01	0.00	60,206.80	60,206.80	0.00
033007 WE-Finance	1,246.35	1,246.35	0.00	5,795.49	5,795.49	0.00
033507 CE-Finance	697.97	697.97	0.00	4,561.00	4,561.00	0.00
035007 SE-Finance	37,839.72	37,839.72	0.00	505,420.15	505,420.15	0.00
036507 NE-Finance				14,610.42	14,610.42	0.00
037777 CORP-IFRS-Finance				1,640.00	1,640.00	0.00
Total: OPEX	73,399.15	73,399.15	0.00	885,954.06	885,954.06	0.00
CAPEX						
032007 CORP-Finance	29.83	29.83	0.00	451.71	451.71	0.00
032017 CORP-Planning & Reporting	27.73	27.73	0.00	505.95	505.95	0.00
032027 CORP-Reporting & Compliance	9.02	9.02	0.00	133.56	133.56	0.00
032047 CORP-Income Tax	1.21	1.21	0.00	618.85	618.85	0.00
032057 CORP-Treasury	31.06	31.06	0.00	426.97	426.97	0.00
033007 WE-Finance				391.43	391.43	0.00
033507 CE-Finance	372.01	372.01	0.00	5,120.73	5,120.73	0.00
035007 SE-Finance				17.54	17.54	0.00
036507 NE-Finance	470.86	470.86	0.00	7,666.74	7,666.74	0.00
Total: CAPEX	3,040.23	3,040.23	0.00	3,040.23	3,040.23	0.00
035007 SE-Finance	3,040.23	3,040.23	0.00	3,040.23	3,040.23	0.00
Total: 0327 SC-CORP Finance	70,829.78	70,829.78	0.00	890,580.57	890,580.57	0.00
0328 SC-CORP Human Resources						
OPEX						
032002 CORP-HR Comp/Benefits	4,769.37	4,769.37	0.00	41,051.79	41,051.79	0.00
032003 CORP-HR Talent Development	2,775.98	2,775.98	0.00	23,141.46	23,141.46	0.00
032004 CORP-HR Labor Relations	1,194.66	1,194.66	0.00	11,965.60	11,965.60	0.00
032006 CORP-Business Center HR	2,501.70	2,501.70	0.00	25,175.89	25,175.89	0.00
032012 CORP-HR Strategic Staffing						
032013 CORP-HR Systems & Processes	2,784.87	2,784.87	0.00	20,532.12	20,532.12	0.00
032014 CORP-HR Benefits Service Center						
032016 CORP-Human Resources	3,261.22	3,261.22	0.00	34,798.62	34,798.62	0.00
032028 CORP-ED Human Resources	5,436.59	5,436.59	0.00	51,281.43	51,281.43	0.00

582150

American Water Works Company
Southeast Service Company Billing
Business Partner Report

8
11/18/09
13:27:26

Data Selection Values

Period: 10 Year: 09
Region: B Eastern Division
Location: 0328 SC-CORP Human Resources

Business Partner: 12 Kentucky-American Water Co.

Month | | Year-To-Date

Description Of Service	Actual	Budget	Variance	Actual	Budget	Variance
B Eastern Division						
12 Kentucky-American Water Co.						
0328 SC-CORP Human Resources						
OPEX						
032038 CORP-WD Human Resources	1,933.18		1,933.18	14,718.33		14,718.33
033018 WE-Human Resources				9.09		9.09
033518 CE-Human Resources	70.19		70.19	1,080.18		1,080.18
034018 CCA-Human Resources	3,894.27		3,894.27	30,932.38		30,932.38
035018 SE-Human Resources	78.65		78.65	8,855.89		8,855.89
036518 NE-Human Resources				4.77		4.77
037018 CCP-Human Resources ODI						
Total: OPEX	28,343.38		28,343.38	263,547.55		263,547.55
032014 CORP-Benefits Service Center						
Total:	3,978.40		3,978.40	38,634.79		38,634.79
CAPEX						
032002 CORP-HR Comp/Benefits	14.41		14.41	216.86		216.86
032003 CORP-HR Talent Development	13.70		13.70	137.64		137.64
032004 CORP-HR Labor Relations	4.58		4.58	63.91		63.91
032006 CORP-Business Center HR	11.37		11.37	170.02		170.02
032012 CORP-HR Strategic Staffing						
032013 CORP-HR Systems & Processes	7.89		7.89	118.93		118.93
032014 CORP-Benefits Service Center	1.49		1.49	539.85		539.85
032018 CORP-Human Resources	6.62		6.62	97.90		97.90
032028 CORP-ED Human Resources	2.39		2.39	13.26		13.26
032038 CORP-WD Human Resources	29.53		29.53	238.60		238.60
033018 WE-Human Resources						
033518 CE-Human Resources				30.61		30.61
034018 CCA-Human Resources				2.35		2.35
035018 SE-Human Resources	.03		.03	1.58		1.58
036518 NE-Human Resources				5.55		5.55
037018 CCP-Human Resources ODI						
Total: CAPEX	91.95		91.95	1,629.20		1,629.20
032028 CORP-ED Human Resources						
Total:	2,103.16		2,103.16	2,103.16		2,103.16
Total: 0328 SC-CORP Human Resources	2,103.16		2,103.16	2,103.16		2,103.16
0329 SC-CORP Legal						
OPEX	30,310.57		30,310.57	301,708.38		301,708.38
032008 CORP-Legal Admin						
032015 CORP-Legal	7,987.72		7,987.72	83,217.54		83,217.54
033015 WE-Legal	17.77		17.77	189.80		189.80
033515 CE-Legal	376.88		376.88	2,449.04		2,449.04
035015 SE-Legal	18,803.70		18,803.70	187,417.18		187,417.18
036515 NE-Legal				296.07		296.07
Total: OPEX	27,150.53		27,150.53	273,569.63		273,569.63

582150
American Water Works Company
Southeast Service Company Billing
Business Partner Report

11/18/09
13:27:26

Data Selection Values
Period: 10 Year: 09
Region: B Eastern Division
Location: 0329 SC-CORP Legal

Business Partner: 12 Kentucky-American Water Co.

Description Of Service	Month		Year-To-Date	
	Actual	Budget	Actual	Budget

B Eastern Division				
12 Kentucky-American Water Co.				
0329 SC-CORP Legal				
CAPEX				
032008 CORP-Legal Admin	45.03		674.69	674.69
032015 CORP-Legal			237.76	237.76
033015 WE-Legal			857.92	857.92
033515 CE-Legal	55.80		12.29	12.29
035015 SE-Legal			1,782.66	1,782.66
036515 NE-Legal	100.83			
Total: CAPEX				
035015 SE-Legal	2,165.65-		2,165.65-	2,165.65-
Total:	2,165.65-		2,165.65-	2,165.65-
Total: 0329 SC-CORP Legal	25,085.71		273,186.64	273,186.64
0337 SC-Corp IR				
OPEX				
032037 CORP-Investor Relations	1,872.96		15,937.12	15,937.12
Total: OPEX	1,872.96		15,937.12	15,937.12
CAPEX				
032037 CORP-Investor Relations	8.24		127.71	127.71
Total: CAPEX	8.24		127.71	127.71
Total: 0337 SC-Corp IR	1,881.20		16,064.83	16,064.83
0340 SC-CSC Alton OH Location				
OPEX				
034005 CCA-Administration	8,874.81		82,214.56	82,214.56
034070 CCA-Call Handling	30,983.26		310,529.17	310,529.17
034071 CCA-Billing	20,891.78		209,340.73	209,340.73
034072 CCA-Collections	7,382.49		65,928.94	65,928.94
034073 CCA-Operations & Performance	17,316.62		162,910.14	162,910.14
034074 CCA-Business Services	3,470.49		40,068.41	40,068.41
034075 CCA-Education & Development	594.10-		32,191.60	32,191.60
Total: OPEX	88,325.35		903,183.55	903,183.55
034005 CCA-Administration			18.92	18.92
034070 CCA-Call Handling			31.12-	31.12-
034071 CCA-Billing			24.94-	24.94-

582150
American Water Works Company
Southeast Service Company Billing
Business Partner Report

10
11/18/09
13:27:26

Business Partner: 12 Kentucky-American Water Co.

Data Selection Values
Period: 10 Year: 09
Region: B Eastern Division
Location: 0340 SC-CSC Alton OH Location

Month | | Year-To-Date

Description Of Service	Actual	Budget	Variance	Actual	Budget	Variance
B Eastern Division						
12 Kentucky-American Water Co.						
0340 SC-CSC Alton OH Location						
CAPEX						
034072 CCA-Collections				7.91-		7.91-
034073 CCA-Operations & Performance				30.23-		30.23-
034074 CCA-Business Services				4.90-		4.90-
034075 CCA-Education & Development				5.83-		5.83-
Total: CAPEX				86.01-		86.01-
Total: 0340 SC-CSC Alton OH Location	88,325.35		88,325.35	903,097.54		903,097.54
0345 SC-Belleville Lab Location						
OPEX						
034517 BVLAB-Water Quality						
Total: OPEX						
034517 BVLAB-Water Quality	14,404.06		14,404.06	164,562.08		164,562.08
Total:	14,404.06		14,404.06	164,562.08		164,562.08
CAPEX						
Total: CAPEX						
Total: 0345 SC-Belleville Lab Location	14,404.06		14,404.06	164,562.08		164,562.08
0362 SC-CORP Property						
OPEX						
032042 CORP-1000 Voorhees Building	2,555.24		2,555.24	16,307.43		16,307.43
032046 CORP-3906 Church Road	1,408.65		1,408.65	14,066.93		14,066.93
032062 CORP-Building Services	22,850.39		22,850.39	227,223.03		227,223.03
032063 CORP-Building Services Woodcre	5,921.22		5,921.22	80,745.24		80,745.24
032090 CORP-Prop Mgmt Development						
036576 NE-Building Services Woodcrest				17.04		17.04
Total: OPEX	32,735.50		32,735.50	338,359.67		338,359.67
CAPEX						
032042 CORP-1000 Voorhees Building	2.39		2.39	75.19		75.19
032046 CORP-3906 Church Road	3,779.91		3,779.91	43,065.39		43,065.39
032062 CORP-Building Services	349.80		349.80	6,002.09		6,002.09
032063 CORP-Building Services Woodcre	7.36		7.36	3,658.69		3,658.69
032090 CORP-Prop Mgmt Development						
036576 NE-Building Services Woodcrest				1.04		1.04
Total: CAPEX	4,139.46		4,139.46	52,802.40		52,802.40
Total: 0362 SC-CORP Property	36,874.96		36,874.96	391,162.07		391,162.07
0363 SC-CORP Eastern Division Ops						
OPEX						
032023 CORP-Eastern Division Ops	24,218.26		24,218.26	239,201.43		239,201.43
035001 SE-Production						
035002 SE-Network	2,200.37		2,200.37	17,958.05		17,958.05
035003 SE-Customer Relations	6,584.22		6,584.22	197,256.53		197,256.53
035005 SE-Administration	12,501.06		12,501.06	131,640.24		131,640.24

582150 American Water Works Company 11
11/18/09
13:27:26

American Water Works Company
Southeast Service Company Billing
Business Partner Report

Business Partner: 12 Kentucky-American Water Co.

Region: B Eastern Division
Location: 0363 SC-CORP Eastern Division Ops

| Month | | Year-To-Date |

Description Of Service	Actual	Budget	Variance	Actual	Budget	Variance
B Eastern Division						
12 Kentucky-American Water Co.						
0363 SC-CORP Eastern Division Ops						
OPEX						
035011 SE-Environmental Mgmt				7,981.29		7,981.29
035014 SE-Engineering	743.23		743.23	79,548.53		79,548.53
035503 ED-Customer Relations	19,443.53		19,443.53	452.14		452.14
036501 NE-Production						
036502 NE-Network						
036503 NE-Customer Field Services						
036505 NE-Administration						
036511 NE-Environmental Mgmt						
036514 NE-Engineering						
036591 NE-SAP Conversion						
Total: OPEX	65,690.67		65,690.67	674,038.21		674,038.21
CAPEX						
032023 CORP-Eastern Division Ops						
035001 SE-Production	10.85		10.85	148.64		148.64
035002 SE-Network	27.76		27.76	384.86		384.86
035003 SE-Customer Relations	134.75		134.75	2,420.87		2,420.87
035005 SE-Administration	209.72		209.72	2,883.79		2,883.79
035011 SE-Environmental Mgmt						
035014 SE-Engineering	201.02		201.02	1,518.62		1,518.62
035503 ED-Customer Relations	14.88		14.88	46.60		46.60
036501 NE-Production						
036502 NE-Network						
036503 NE-Customer Field Services						
036505 NE-Administration						
036511 NE-Environmental Mgmt						
036514 NE-Engineering						
Total: CAPEX	598.98		598.98	7,447.66		7,447.66
032023 CORP-Eastern Division Ops	3,748.22		3,748.22	3,748.22		3,748.22
035503 ED-Customer Relations	36,649.33		36,649.33	40,397.55		40,397.55
Total: 0363 SC-CORP Eastern Division Ops	25,892.10		25,892.10	641,088.32		641,088.32
0364 SC-CORP Busn Transformation						
OPEX						
032040 CORP-Busn Transformation	453.79		453.79	184.50		184.50
032051 CORP-Busn Trans-Procure To Pay	17.14		17.14	9.40		9.40
032052 CORP-Busn Trans-Recruit To Ret	1.91		1.91	109.15		109.15
032053 CORP-Busn Trans-Record To Rpt	64.57		64.57	2,666.43		2,666.43
032054 CORP-Busn Trans-Order To Cash	100.49		100.49	206.43		206.43
032055 CORP-Busn Trans-Plan, Bld, Ret	56.74		56.74	58.57		58.57
032056 CORP-Busn Trans-Ord To Compl	2.30		2.30	13.15		13.15
Total: OPEX	420.04		420.04	578.54		578.54

582150 American Water Works Company, 12
 Southeast Service Company Billing 11/18/09
 Business Partner Report 13:27:26

Data Selection Values
 Period: 10 Year: 09
 Region: B Eastern Division
 Location: 0364 SC-CORP Busn Transformation

Business Partner: 12 Kentucky-American Water Co.

Description Of Service	Month		Year-To-Date		Variance
	Actual	Budget	Actual	Budget	
B Eastern Division					
12 Kentucky-American Water Co.					
0364 SC-CORP Busn Transformation					
CAPEX					
032040 CORP-Busness Transformation	5,084.69		74,563.93		74,563.93
032051 CORP-Bsns Trans-Procure To Pay	1,130.36		14,660.16		14,660.16
032052 CORP-Bsns Trans-Recruit To Ret	1,491.81		16,460.25		16,460.25
032053 CORP-Bsns Trans-Record To Rpt	1,328.73		16,352.72		16,352.72
032054 CORP-Bsns Trans-Order To Cash	1,084.95		14,376.82		14,376.82
032055 CORP-Bsns Trans-Plan, Bid, Ret	1,268.12		15,574.27		15,574.27
032056 CORP-Bsns Trans-Ord To Compl	1,502.92		17,584.97		17,584.97
Total: CAPEX	12,891.58		169,573.12		169,573.12
Total: 0364 SC-CORP Busn Transformation	13,311.62		170,151.66		170,151.66
0366 SC-Corp Western Division Ops					
OPEX					
032024 Corp-Western Division Ops	28.22		249.07		249.07
033001 WE-Production					
033002 WE-Network					
033003 WE-Customer Relations			176.22		176.22
033004 WE-Technical Services					
033005 WE-Administration			1,210.98		1,210.98
033006 WE-Service Delivery			177.99		177.99
033011 WE-Environmental Mgmt			1.32		1.32
033014 WE-Engineering			728.06		728.06
033028 WE-Asset Planning					
033501 CE-Production	.26-		4.69-		4.69-
033502 CE-Network	149.47		939.38		939.38
033503 CE-Customer Relations	631.86		3,738.52		3,738.52
033505 CE-Administration	1,012.15		6,698.29		6,698.29
033511 CE-Environmental Mgmt	73.87		489.05		489.05
033514 CE-Engineering	289.82		1,891.73		1,891.73
Total: OPEX	1,850.53		16,295.92		16,295.92
CAPEX					
032024 Corp-Western Division Ops	.43		49.39		49.39
033001 WE-Production					
033002 WE-Network					
033003 WE-Customer Relations					
033004 WE-Technical Services					
033005 WE-Administration					
033011 WE-Environmental Mgmt					
033014 WE-Engineering					
033028 WE-Asset Planning					
033501 CE-Production					
033502 CE-Network			93.89		93.89
033503 CE-Customer Relations			354.92		354.92
033505 CE-Administration			705.82		705.82
Total: OPEX	.50-		1,500.00		1,500.00

582150 American Water Works Compan, 13
 Southeast Service Company Billing 11/18/09
 Business Partner Report 13:27:26

Data Selection Values
 Period: 10 Year: 09
 Region: B Eastern Division
 Location: 0366 SC-Corp Western Division Ops

Business Partner: 12 Kentucky-American Water Co.

Description Of Service	Month		Year-To-Date	
	Actual	Budget	Variance	Variance
B Eastern Division				
12 Kentucky-American Water Co.				
0366 SC-Corp Western Division Ops				
CAPEX				
033511 CE-Environmental Mgmt		48.23		48.23
033514 CE-Engineering		187.27		187.27
Total: CAPEX	.43	1,439.02	.43	1,439.02
Total: 0366 SC-Corp Western Division Ops	1,850.96	17,734.94	1,850.96	17,734.94
0367 SC-Corp Regulated Ops				
OPEX				
032026 CORP-Regulated Ops	4,972.01	43,261.38	4,972.01	43,261.38
Total: OPEX	4,972.01	43,261.38	4,972.01	43,261.38
CAPEX				
032026 CORP-Regulated Ops	36.68	422.50	36.68	422.50
Total: CAPEX	36.68	422.50	36.68	422.50
Total: 0367 SC-Corp Regulated Ops	5,008.69	43,683.88	5,008.69	43,683.88
0369 SC-CORP Regulatory				
OPEX				
032050 CORP-Backfill Reg App		.06		.06
032069 CORP-Regulatory UFS	2,019.33	20,243.66	2,019.33	20,243.66
Total: OPEX	2,019.33	20,243.72	2,019.33	20,243.72
CAPEX				
032050 CORP-Backfill Reg App		.18-		.18-
032069 CORP-Regulatory UFS	7.82	113.54	7.82	113.54
Total: CAPEX	7.82	113.36	7.82	113.36
Total: 0369 SC-CORP Regulatory	2,027.15	20,357.08	2,027.15	20,357.08
0370 SC-CSC Pensacola OH Location				
OPEX				
037005 CCP-Administration				
037070 CCP-Call Handling				
037071 CCP-Billing				
037072 CCP-Collections				
037073 CCP-Operations and Support				
037074 CCP-Business Services				
037075 CCP-Education & Development				
Total: OPEX	3,843.20	31,185.36	3,843.20	31,185.36
037005 CCP-Administration	34,865.53	358,739.23	34,865.53	358,739.23
037070 CCP-Call Handling	5,319.30	94,589.19	5,319.30	94,589.19
037073 CCP-Operations and Support	6,505.74	24,941.68	6,505.74	24,941.68
037075 CCP-Education & Development	50,533.77	509,455.46	50,533.77	509,455.46
Total: CAPEX				
037005 CCP-Administration				
037070 CCP-Call Handling				
037071 CCP-Billing				

Data Selection Values
 Period: 10 Year: 09
 Region: B Eastern Division
 Location: 0370 SC-CSC Pensacola OH Location

Description Of Service	Month			Year-To-Date		
	Actual	Budget	Variance	Actual	Budget	Variance
B Eastern Division						
12 Kentucky-American Water Co.						
0370 SC-CSC Pensacola OH Location						
CAPEX						
037072 CCP-Collections						
037073 CCP-Operations and Support						
037074 CCP-Business Services						
037075 CCP-Education & Development						
Total: CAPEX						
Total: 0370 SC-CSC Pensacola OH Location	50,533.77		50,533.77	509,455.46		509,455.46
0375 SC-STEP Project Location						
OPEX						
032091 CORP-STEP Project						
Total: OPEX						
CAPEX						
032091 CORP-STEP Project						
Total: CAPEX						
Total: 0375 SC-STEP Project Location						
0388 SC-CORP Business Change						
OPEX						
032088 CORP-Business Change				4,663.01		4,663.01
Total: OPEX				4,663.01		4,663.01
CAPEX						
032088 CORP-Business Change						
Total: CAPEX						
Total: 0388 SC-CORP Business Change				4,663.01		4,663.01
0398 SC-CORP Other						
032000 CORP-Balance Sheet	82,836.95		82,836.95	139,723.59		139,723.59
Total:	82,836.95		82,836.95	139,723.59		139,723.59
OPEX						
032000 CORP-Balance Sheet						
Total:						
OPEX						
032001 CORP-Bldg Services Marlton						
032005 CORP-CEO						
032061 CORP-Property Management						
032070 CORP-Shared Bus Services Admin						
032089 CORP-AWE Pass-Thru						
032092 CORP-Strategy & Planning						
032094 CORP-COE O&M						
032095 CORP-Project STAR						
032096 CORP-Chief Growth Officer						
032097 CORP-Product & Serv Innovation						
032098 CORP-Non-Departmental Costs						
Total: OPEX	6,577.85		6,577.85	35,128.22		35,128.22
	7,009.17		7,009.17	37,889.42		37,889.42

582150

American Water Works Company
Southeast Service Company Billing
Business Partner Report

15
11/18/09
13:27:26

Data Selection Values

Period: 10 Year: 09
Region: B Eastern Division
Location: 0398 SC-CORP Other

Business Partner: 12 Kentucky-American Water Co.

| Month | | Year-To-Date |

Description Of Service	Actual	Budget	Variance	Actual	Budget	Variance
B Eastern Division						
12 Kentucky-American Water Co.						
0398 SC-CORP Other						
CAPEX						
032001 CORP-Bldg Services Marilton						
032005 CORP-CEO						
032061 CORP-Property Management						
032070 CORP-Shared Bus Services Admin						
032089 CORP-AWE Pass-Thru						
032092 CORP-Strategy & Planning	6.58		6.58	69.55		69.55
032094 CORP-COE O&M						
032095 CORP-Project STAR						
032096 CORP-Chief Growth Officer						
032097 CORP-Product & Serv Innovation						
032098 CORP-Non-Departmental Costs	59.13		59.13	500.50		500.50
Total: CAPEX	65.71		65.71	570.05		570.05
Total: 0398	89,911.83		89,911.83	178,183.06		178,183.06
Total: 12	690,460.01		690,460.01	7,322,162.56		7,322,162.56
Total: B	690,460.01		690,460.01	7,322,162.56		7,322,162.56
Total:	690,460.01		690,460.01	7,322,162.56		7,322,162.56

Data Selection Values
Year: 09 Period: 11

Region: B Eastern Division Business Partner: 12

Intercompany Settlement Co 12

Description Of Service	Hours	Payroll	Expenses	Total
Accounting	1,262.46	25,073.93	19,765.89	44,839.82
Administration	162.88	4,906.60	64,644.18	69,550.78
Audit	70.79	2,359.10	4,623.44	6,982.54
Communications	388.05	14,281.13	13,876.92	28,158.05
Legal	449.11	14,359.23	14,853.81	29,213.04
Engineering	17.70-	1,233.62-	1,406.77	173.15
Finance	1,311.72	38,828.31	59,028.77	97,857.08
Human Resources	506.02	13,139.84	16,955.99	30,095.83
Information Systems	1,159.36	33,729.56	104,793.39	138,522.95
Operations	2,322.31	78,794.69	59,423.29	138,217.98
Rates & Revenue	132.68	4,027.27	3,504.62	7,531.89
Risk Management	414.52	12,493.91	4,618.68	17,112.59
Water Quality	400.71	7,315.66	19,595.85	26,911.51
Customer Service	4,911.47	53,425.77	99,421.33	152,847.10
TOTAL:	13,474.38	301,501.38	486,512.93	788,014.31

TOTAL CURRENT MONTH CHARGES

788,014.31

LESS: PAYMENT-PRIOR EST. BILLING

743,539.06-

NET AMOUNT PAYABLE (RECEIVABLE)

44,475.25

PLUS: EST. CURRENT MONTH BILLING

788,014.31

832,489.56

Data Selection Values
 Period: 11 Year: 09
 Region: B Eastern Division
 Location: 0003 AW Service Co.

Business Partner: 12 Kentucky-American Water Co.

 | Month | | Year-To-Date |

Description Of Service	Actual	Budget	Variance	Actual	Budget	Variance
B Eastern Division						
12 Kentucky-American Water Co.						
0003 AW Service Co.						
03001 BS Movements Co 3	91,676.92		91,676.92	48,046.67-		48,046.67-
Total:	91,676.92		91,676.92	48,046.67-		48,046.67-
03001 BS Movements Co 3						
Total:	91,676.92		91,676.92	48,046.67-		48,046.67-
0320 OPEX						
032020 CORP-Corporate Bus Development	2,812.87		2,812.87	44,170.87		44,170.87
033020 WE-Business Development	169.49		169.49	198.21		198.21
033520 CE-Business Development	11,632.30		11,632.30	639.17		639.17
035020 SE-Business Development	14,614.66		14,614.66	155,411.04		155,411.04
036520 NE-Business Development	67.59		67.59	10.15		10.15
Total: OPEX	139.02		139.02	200,429.44		200,429.44
CAPEX						
032020 CORP-Corporate Bus Development	71.43		71.43	427.39		427.39
033020 WE-Business Development	139.02		139.02	39.42		39.42
033520 CE-Business Development	405.53-		405.53-	530.31		530.31
035020 SE-Business Development	14,348.15		14,348.15	.01-		.01-
Total: CAPEX	6,941.02		6,941.02	997.11		997.11
035020 SE-Business Development	405.53-		405.53-	2,090.85-		2,090.85-
Total:	405.53-		405.53-	2,090.85-		2,090.85-
Total: 0320 SC-CORP Bus Develop	14,348.15		14,348.15	199,335.70		199,335.70
0321 SC-CORP Audit						
OPEX						
032060 CORP-Audit	6,941.02		6,941.02	60,213.39		60,213.39
Total: OPEX	6,941.02		6,941.02	60,213.39		60,213.39
CAPEX						
032060 CORP-Audit	41.52		41.52	222.66		222.66
Total: CAPEX	41.52		41.52	222.66		222.66
Total: 0321 SC-CORP Audit	6,982.54		6,982.54	60,436.05		60,436.05
0322 SC-CORP External Affairs						
OPEX						
032022 CORP-Government Affairs	1,455.62		1,455.62	17,946.04		17,946.04
032025 CORP-External Affairs	2,499.60		2,499.60	32,051.36		32,051.36
032068 CORP-Marketing	3,787.75		3,787.75	48,499.37		48,499.37
032085 CORP-External Communications	2,164.62		2,164.62	34,049.53		34,049.53
032086 CORP-Internal Communications	686.38		686.38	13,240.12		13,240.12
032087 CORP-Corp Social Resp	1,786.84		1,786.84	16,809.67		16,809.67
033025 WE-External Affairs	1.50		1.50	265.41		265.41

582150
American Water Works Company
Southeast Service Company Billing
Business Partner Report

3
3/24/10
14:30:32

Data Selection Values
Period: 11 Year: 09
Region: B Eastern Division
Location: 0323 SC-Supply Chain Location
Business Partner: 12 Kentucky-American Water Co.

Description Of Service	Month		Year-To-Date		Variance
	Actual	Budget	Actual	Budget	
B Eastern Division					
12 Kentucky-American Water Co.					
0323 SC-Supply Chain Location					
CAPEX					
035010 SE-Supply Chain	764.35		7,206.21		7,206.21
036510 NE-Supply Chain			28.73		28.73
Total: CAPEX	9,828.06		92,858.15		92,858.15
Total: 0323 SC-Supply Chain Location	15,533.36		184,826.69		184,826.69
0324 SC-ITS Location					
OPEX					
032030 CORP-ITS Client Rel Admin					
032031 CORP-Service Desk					
032032 CORP-ITS-BAD-Core Shared					
032033 Chg Ctrl & Desktop Automation					
032034 CORP-ITS Appl Adm & Security					
032035 CORP-ITS Sec Arch & Strategy					
032071 CORP-ITS Admin					
032072 CORP-ITS PMO					
032073 CORP-ITS Infra/Oper Admin					
032074 CORP-ITS Production					
032075 CORP-Enterprise Server					
032076 CORP-Communications					
032077 CORP-ITS Security Operations					
032078 CORP-ITS Adm Business Appl Dev					
032079 CORP-ITS-BAD-Middle Office App					
032080 CORP-ITS-BAD-Back Office Apps					
032081 CORP-ITS-BAD-Quality&Methodlgy					
032082 CORP-ITS-BAD-Customer Facing					
032083 CORP-ITS-BAD-Field Svc Apps					
032093 CORP-ITS-Architecture					
033031 WE-ITS Client Relations					
033531 CE-Western CS & S					
035031 SE-ITS Client Relations					
036531 NE-Eastern CS & S					
Total: OPEX	656.37		8,403.03		8,403.03
032030 CORP-ITS Client Rel Admin	4,031.25		45,828.76		45,828.76
032031 CORP-Service Desk	2,233.17		45,898.73		45,898.73
032032 Chg Ctrl & Desktop Automation	822.78		10,190.19		10,190.19
032033 CORP-ITS Appl Adm & Security			8,391.01		8,391.01
032034 CORP-ITS Sec Arch & Strategy	161.40		7,087.48		7,087.48
032071 CORP-ITS Admin	12,841.33		54,575.92		54,575.92
032072 CORP-ITS PMO	6,962.02		82,367.07		82,367.07
032073 CORP-ITS Infra/Oper Admin	1,103.56		14,353.65		14,353.65
032074 CORP-ITS Production	36,222.08		373,310.85		373,310.85

582150 American Water Works Company
Southeast Service Company Billing
Business Partner Report

4
3/24/10
14:30:32

Business Partner: 12 Kentucky-American Water Co.

Data Selection Values
Period: 11 Year: 09
Region: B Eastern Division
Location: 0324 SC-ITS Location

Description Of Service	Month			Year-To-Date		
	Actual	Budget	Variance	Actual	Budget	Variance
B Eastern Division						
12 Kentucky-American Water Co.						
0324 SC-ITS Location						
032075 CORP-Enterprise Server	12,353.89		12,353.89	175,812.90		175,812.90
032076 CORP-Communications	13,339.23		13,339.23	145,759.87		145,759.87
032077 CORP-ITS Security Operations	4,673.07		4,673.07	45,543.41		45,543.41
032078 CORP-ITS Adm Business Appl Dev	1,930.14		1,930.14	21,403.23		21,403.23
032079 CORP-ITS-BAD-Middle Office App	5,873.11		5,873.11	58,667.88		58,667.88
032080 CORP-ITS-BAD-Back Office Apps	8,007.00		8,007.00	72,142.27		72,142.27
032081 CORP-ITS-BAD-QualityMethodlgy	2,073.68		2,073.68	27,636.14		27,636.14
032082 CORP-ITS-BAD-Customer Facing	4,344.15		4,344.15	48,519.88		48,519.88
032083 CORP-ITS-BAD-Field Svc Apps	2,266.00		2,266.00	60,058.24		60,058.24
032093 CORP-ITS-Architecture	6,895.19		6,895.19	65,126.02		65,126.02
033531 CE-Western CS & S	9,072.31		9,072.31	57,291.69		57,291.69
035031 SE-ITS Client Relations	1,939.47		1,939.47	11,594.69		11,594.69
036531 NE-Eastern CS & S	378.94		378.94	20,381.25		20,381.25
Total:	138,180.14		138,180.14	1,460,344.16		1,460,344.16
CAPEX						
032030 CORP-ITS Client Rel Admin	.37		.37	11.44		11.44
032031 CORP-Service Desk	2.51		2.51	68.63		68.63
032032 CORP-ITS-BAD-Core Shared	1.39		1.39	67.68		67.68
032033 Chg Ctrl & Desktop Automation	.51		.51	14.77		14.77
032034 CORP-ITS Appl Adm & Security				9.53		9.53
032035 CORP-ITS Sec Arch & Strategy	.37		.37	11.88		11.88
032071 CORP-ITS Admin	1.40		1.40	39.49		39.49
032072 CORP-ITS PMO	2.82		2.82	1,282.80		1,282.80
032073 CORP-ITS Infra/Oper Admin	.64		.64	17.07		17.07
032074 CORP-ITS Production	80.87		80.87	1,336.06		1,336.06
032075 CORP-Enterprise Server	17.75		17.75	473.96		473.96
032076 CORP-Communications	12.57		12.57	265.10		265.10
032077 CORP-ITS Security Operations	1.63		1.63	38.93		38.93
032078 CORP-ITS Adm Business Appl Dev	.71		.71	30.52		30.52
032079 CORP-ITS-BAD-Middle Office App	4.65		4.65	124.75		124.75
032080 CORP-ITS-BAD-Back Office Apps	11.57		11.57	145.02		145.02
032081 CORP-ITS-BAD-QualityMethodlgy	.72		.72	22.82		22.82
032082 CORP-ITS-BAD-Customer Facing	1.51		1.51	41.66		41.66
032083 CORP-ITS-BAD-Field Svc Apps	4.66		4.66	114.50		114.50
032093 CORP-ITS-Architecture	79.43		79.43	777.52		777.52
033031 WE-ITS Client Relations				5,000.47		5,000.47
033531 CE-Western CS & S	97.68		97.68	316.48		316.48
035031 SE-ITS Client Relations	19.05		19.05	443.03		443.03
036531 NE-Eastern CS & S	342.81		342.81	10,654.11		10,654.11
Total: CAPEX	279.67-		279.67-	1,441.96-		1,441.96-

582150

American Water Works Company
Southeast Service Company Billing
Business Partner Report

5
3/24/10
14:30:32

Data Selection Values

Period: 11 Year: 09
Region: B Eastern Division
Location: 0325 SC-SSC Location

Business Partner: 12 Kentucky-American Water Co.

| Month | | Year-To-Date |

Description Of Service	Actual	Budget	Variance	Actual	Budget	Variance
B Eastern Division						
12 Kentucky-American Water Co.						
OPEX SC-SSC Location						
Total: 0324 SC-ITS Location	279.67-		279.67-	1,441.96-		1,441.96-
Total: 0325 SC-SSC Location	138,243.28		138,243.28	1,469,556.31		1,469,556.31
OPEX						
032084 SSC-Accounts Payable						
032505 SSC-Administration						
032560 SSC-Financial Reporting						
032570 SSC-General Accounting						
032571 SSC-Tax						
032572 SSC-Business Support Services						
032573 SSC-Planning & Reporting						
032574 SSC-Rates & Regulation						
032575 SSC-Cash Operations						
032576 SSC-Facility Services						
032577 SSC-Utility Plant Accounting						
032578 SSC-Project Management						
032579 SSC-Employee Services						
032580 SSC-AWE						
Total: OPEX						
032084 SSC-Accounts Payable	3,690.98		3,690.98	54,303.37		54,303.37
032505 SSC-Administration	6,353.61		6,353.61	83,625.59		83,625.59
032570 SSC-General Accounting	10,078.74		10,078.74	109,100.34		109,100.34
032571 SSC-Tax	3,310.07		3,310.07	41,988.04		41,988.04
032572 SSC-Business Support Services	3,968.97		3,968.97	43,366.46		43,366.46
032574 SSC-Rates & Regulation	3,451.09		3,451.09	43,060.74		43,060.74
032575 SSC-Cash Operations	5,304.15		5,304.15	64,494.66		64,494.66
032577 SSC-Utility Plant Accounting	4,334.01		4,334.01	56,487.31		56,487.31
032578 SSC-Project Management	793.64		793.64	10,530.93		10,530.93
032579 SSC-Employee Services	6,755.70		6,755.70	80,121.25		80,121.25
032580 SSC-AWE	400.17		400.17	5,400.29		5,400.29
Total: CAPEX	48,441.13		48,441.13	592,478.98		592,478.98
032084 SSC-Accounts Payable	148.21		148.21	998.14		998.14
032505 SSC-Administration	209.08		209.08	2,367.72		2,367.72
032560 SSC-Financial Reporting						
032570 SSC-General Accounting	156.68		156.68	1,164.27		1,164.27
032571 SSC-Tax	68.27		68.27	374.95		374.95
032572 SSC-Business Support Services	104.62		104.62	666.66		666.66
032573 SSC-Planning & Reporting						
032574 SSC-Rates & Regulation	2,392.70		2,392.70	26,380.44		26,380.44
032575 SSC-Cash Operations	153.07		153.07	966.80		966.80

Data Selection Values

Period: 11 Year: 09

Region: B Eastern Division

Location: 0325 SC-SSC Location

Business Partner: 12 Kentucky-American Water Co.

Description Of Service	Month		Year-To-Date		Variance
	Actual	Budget	Actual	Budget	
B Eastern Division					
12 Kentucky-American Water Co.					
0325 SC-SSC Location					
CAPEX					
032576 SSC-Facility Services	111.54		814.89		814.89
032577 SSC-Utility Plant Accounting	29.45		194.09		194.09
032578 SSC-Project Management	210.31		1,320.59		1,320.59
032579 SSC-Employee Services	41.78		286.48		286.48
032580 SSC-AWE	3,625.71		35,535.03		35,535.03
Total: CAPEX	52,066.84		628,014.01		628,014.01
0326 SC-CORP Operations					
OPEX					
032011 CORP-Chief Operating Officer	4,687.62		55,150.18		55,150.18
032016 CORP-Maintenance Services	868.33		8,884.81		8,884.81
032019 CORP-Operational Risk	1,464.35		30,561.26		30,561.26
032064 CORP-Operational Performance	1,532.16		23,401.88		23,401.88
032065 CORP-Asset Management	299.25		6,208.05		6,208.05
032066 CORP-Innov & Env Stewardship	3,831.98		50,121.66		50,121.66
033016 WE-Maintenance			2,703.81		2,703.81
033019 WE-Operational Risk	1.08		110.45		110.45
033516 CE-Maintenance	4,968.06		15,264.76		15,264.76
033519 CE-Operational Risk	13,723.78		23,824.48		23,824.48
035016 SE-Maintenance	8,468.16		115,746.72		115,746.72
035019 SE-Operational Risk	28.77		2,591.20		2,591.20
036516 NE-Maintenance	5.38		680.04		680.04
036519 NE-Operational Risk	4.43		410.55		410.55
036550 CORP-COE-Engineering	260.35		5,243.40		5,243.40
036551 CORP-COE-Technical Services	320.31		6,538.06		6,538.06
Total: OPEX	40,406.47		347,441.31		347,441.31
CAPEX					
032011 CORP-Chief Operating Officer	1,115.04		8,588.33		8,588.33
032016 CORP-Maintenance Services	34.48		197.84		197.84
032019 CORP-Operational Risk	1,946.81		6,706.41		6,706.41
032064 CORP-Operational Performance	1,496.26		14,129.26		14,129.26
032065 CORP-Asset Management	3,637.22		54,244.21		54,244.21
032066 CORP-Innov & Env Stewardship	7,082.63		53,893.42		53,893.42
033016 WE-Maintenance					
033019 WE-Operational Risk					
033516 CE-Maintenance					
033519 CE-Operational Risk					
035016 SE-Maintenance	1,370.73		152.97		152.97
035019 SE-Operational Risk	1.46		212.84		212.84
036516 NE-Maintenance					
036519 NE-Operational Risk					
036550 CORP-COE-Engineering	26,826.26		6,206.74		6,206.74
Total: OPEX	26,826.26		259,053.12		259,053.12

582150 American Water Works Company 7
Southeast Service Company Billing 3/24/10
Business Partner Report 14:30:32

Data Selection Values
Period: 11 Year: 09
Region: B Eastern Division
Location: 0326 SC-CORP Operations

Business Partner: 12 Kentucky-American Water Co.

Description Of Service	Month			Year-To-Date		
	Actual	Budget	Variance	Actual	Budget	Variance
B Eastern Division						
12 Kentucky-American Water Co.						
0326 SC-CORP Operations						
CAPEX						
036551 CORP-COE-Technical Services	4,886.55		4,886.55	60,072.43		60,072.43
Total: CAPEX	48,396.89		48,396.89	463,490.88		463,490.88
Total: 0326 SC-CORP Operations	88,803.36		88,803.36	810,932.19		810,932.19
0327 SC-CORP Finance						
OPEX						
032007 CORP-Finance	5,396.91		5,396.91	79,658.32		79,658.32
032017 CORP-Planning & Reporting	5,929.47		5,929.47	96,163.30		96,163.30
032027 CORP-Reporting & Compliance	14,462.57		14,462.57	100,448.03		100,448.03
032047 CORP-Income Tax	3,765.92		3,765.92	80,041.71		80,041.71
032057 CORP-Treasury	5,611.80		5,611.80	72,276.11		72,276.11
033007 WE-Finance	17.87		17.87	6,427.39		6,427.39
033507 CE-Finance	2,219.05		2,219.05	7,356.01		7,356.01
035007 SE-Finance	35,939.28		35,939.28	561,146.05		561,146.05
036507 NE-Finance	2,132.00		2,132.00	14,632.52		14,632.52
037777 CORP-IFRS-Finance	75,474.87		75,474.87	3,640.80		3,640.80
Total: OPEX	1,021,790.24		1,021,790.24			
CAPEX						
032007 CORP-Finance	85.45		85.45	554.84		554.84
032017 CORP-Planning & Reporting	70.75		70.75	592.92		592.92
032027 CORP-Reporting & Compliance	24.09		24.09	164.43		164.43
032047 CORP-Income Tax	1,921.40		1,921.40	2,640.15		2,640.15
032057 CORP-Treasury	85.31		85.31	530.45		530.45
033007 WE-Finance				398.47		398.47
033507 CE-Finance	803.78		803.78	6,238.94		6,238.94
035007 SE-Finance				17.54		17.54
036507 NE-Finance	2,990.78		2,990.78	11,137.74		11,137.74
Total: CAPEX						
035007 SE-Finance	1,020.81-		1,020.81-	5,263.17-		5,263.17-
Total:	1,020.81-		1,020.81-	5,263.17-		5,263.17-
Total: 0327 SC-CORP Finance	77,444.84		77,444.84	1,027,664.81		1,027,664.81
0328 SC-CORP Human Resources						
OPEX						
032002 CORP-HR Comp/Benefits	3,498.13		3,498.13	50,879.63		50,879.63
032003 CORP-HR Talent Development	2,040.42		2,040.42	32,839.67		32,839.67
032004 CORP-HR Labor Relations	1,136.62		1,136.62	14,256.26		14,256.26
032006 CORP-Business Center HR	2,661.43		2,661.43	30,334.91		30,334.91
032012 CORP-HR Strategic Staffing						
032013 CORP-HR Systems & Processes	1,793.61		1,793.61	25,316.14		25,316.14
032014 CORP-Benefits Service Center						
032018 CORP-Human Resources	2,692.40		2,692.40	46,642.56		46,642.56
032028 CORP-ED Human Resources	6,314.87		6,314.87	60,258.79		60,258.79

582150 American Water Works Company 8
3/24/10
14:30:32
Southeast Service Company Billing
Business Partner Report
Business Partner: 12 Kentucky-American Water Co.
Region: B Eastern Division
Location: 0328 SC-CORP Human Resources

Data Selection Values
Period: 11 Year: 09
Month Year-To-Date

Description Of Service	Actual	Budget	Variance	Actual	Budget	Variance
Eastern Division						
12 Kentucky-American Water Co.						
0328 SC-CORP Human Resources						
OPEX						
032038 CORP-WD Human Resources	1,772.67	1,772.67	1,772.67	18,634.01	18,634.01	18,634.01
033018 WE-Human Resources				9.07	9.07	9.07
033518 CE-Human Resources	107.64	107.64	107.64	1,229.61	1,229.61	1,229.61
034018 CCA-Human Resources	3,143.32	3,143.32	3,143.32	38,275.29	38,275.29	38,275.29
035018 SE-Human Resources	291.10	291.10	291.10	9,199.71	9,199.71	9,199.71
036518 NE-Human Resources				4.85	4.85	4.85
037018 CCP-Human Resources ODI	25,452.21	25,452.21	25,452.21	327,880.50	327,880.50	327,880.50
Total: OPEX	4,256.16	4,256.16	4,256.16	47,317.05	47,317.05	47,317.05
032014 CORP-Benefits Service Center	4,256.16	4,256.16	4,256.16	47,317.05	47,317.05	47,317.05
Total:	4,256.16	4,256.16	4,256.16	47,317.05	47,317.05	47,317.05
CAPEX						
032002 CORP-HR Comp/Benefits	47.12	47.12	47.12	273.75	273.75	273.75
032003 CORP-HR Talent Development	40.32	40.32	40.32	185.36	185.36	185.36
032004 CORP-HR Labor Relations	10.32	10.32	10.32	76.94	76.94	76.94
032006 CORP-Business Center HR	36.81	36.81	36.81	213.44	213.44	213.44
032012 CORP-HR Strategic Staffing						
032013 CORP-HR Systems & Processes	21.72	21.72	21.72	145.42	145.42	145.42
032014 CORP-Benefits Service Center	119.13	119.13	119.13	804.38	804.38	804.38
032018 CORP-Human Resources	16.44	16.44	16.44	118.76	118.76	118.76
032028 CORP-ED Human Resources	4.65	4.65	4.65	18.24	18.24	18.24
032038 CORP-WD Human Resources	90.50	90.50	90.50	348.92	348.92	348.92
033018 WE-Human Resources				30.60	30.60	30.60
033518 CE-Human Resources	.47	.47	.47	2.24	2.24	2.24
034018 CCA-Human Resources	.02	.02	.02	1.01	1.01	1.01
035018 SE-Human Resources				5.55	5.55	5.55
036518 NE-Human Resources						
037018 CCP-Human Resources ODI	387.46	387.46	387.46	2,218.11	2,218.11	2,218.11
Total: CAPEX	706.18	706.18	706.18	3,640.95	3,640.95	3,640.95
032028 CORP-ED Human Resources	706.18	706.18	706.18	3,640.95	3,640.95	3,640.95
Total:	29,389.65	29,389.65	29,389.65	373,774.71	373,774.71	373,774.71
Total: 0328 SC-CORP Human Resources	29,389.65	29,389.65	29,389.65	373,774.71	373,774.71	373,774.71
0329 SC-CORP Legal						
OPEX						
032008 CORP-Legal Admin	8,248.04	8,248.04	8,248.04	101,219.67	101,219.67	101,219.67
032015 CORP-Legal				208.24	208.24	208.24
033015 WE-Legal	1,321.45	1,321.45	1,321.45	4,197.92	4,197.92	4,197.92
033515 CE-Legal	19,322.18	19,322.18	19,322.18	225,692.61	225,692.61	225,692.61
035015 SE-Legal				301.98	301.98	301.98
036515 NE-Legal	28,891.67	28,891.67	28,891.67	331,620.42	331,620.42	331,620.42
Total: OPEX	8,248.04	8,248.04	8,248.04	101,219.67	101,219.67	101,219.67

Data Selection Values

Period: 11 Year: 09
Region: B Eastern Division
Location: 0329 SC-CORP Legal

Business Partner: 12 Kentucky-American Water Co.

Description Of Service	Month		Year-To-Date		Variance
	Actual	Budget	Actual	Budget	
B Eastern Division					
12 Kentucky-American Water Co.					
0329 SC-CORP Legal					
CAPEX					
032008 CORP-Legal Admin	149.97		856.41		856.41
032015 CORP-Legal					
033015 WE-Legal			242.35		242.35
033515 CE-Legal	171.40		1,077.38		1,077.38
035015 SE-Legal			12.29		12.29
036515 NE-Legal			2,188.43		2,188.43
Total: CAPEX					
035015 SE-Legal	727.15-		3,749.11-		3,749.11-
Total:	727.15-		3,749.11-		3,749.11-
Total: 0329 SC-CORP Legal	28,485.89		330,059.74		330,059.74
0337 SC-Corp IR					
OPEX					
032037 CORP-Investor Relations	1,359.53		19,363.53		19,363.53
Total: OPEX	1,359.53		19,363.53		19,363.53
CAPEX					
032037 CORP-Investor Relations	21.75		154.74		154.74
Total: CAPEX	21.75		154.74		154.74
Total: 0337 SC-Corp IR	1,381.28		19,518.27		19,518.27
0340 SC-CSC Alton OH Location					
OPEX					
034005 CCA-Administration	8,433.88		105,838.50		105,838.50
034070 CCA-Call Handling	31,797.76		392,545.84		392,545.84
034071 CCA-Billing	20,449.64		255,558.13		255,558.13
034072 CCA-Collections	7,330.84		81,415.29		81,415.29
034073 CCA-Operations & Performance	15,546.27		198,350.37		198,350.37
034074 CCA-Business Services	3,966.53		47,543.58		47,543.58
034075 CCA-Education & Development	2,590.10		44,427.88		44,427.88
Total: OPEX	90,115.02		1,125,679.59		1,125,679.59
034005 CCA-Administration	4.37		19.43		19.43
034070 CCA-Call Handling	5.81		29.76-		29.76-
034071 CCA-Billing	31.66		24.32-		24.32-

582150
10
3/24/10
14:30:32

American Water Works Company -
Southeast Service Company Billing
Business Partner Report

Business Partner: 12 Kentucky-American Water Co.

Data Selection Values
Period: 11 Year: 09
Region: B Eastern Division
Location: 0340 SC-CSC Alton OH Location

Month | | Year-To-Date

Description Of Service	Actual	Budget	Variance	Actual	Budget	Variance
B Eastern Division						
12 Kentucky-American Water Co.						
0340 SC-CSC Alton OH Location						
CAPEX						
034072 CCA-Collections	1.78		1.78	7.49		7.49
034073 CCA-Operations & Performance	5.07		5.07	30.24		30.24
034074 CCA-Business Services	.84		.84	4.75		4.75
034075 CCA-Education & Development	.58		.58	5.63		5.63
Total: CAPEX	50.11		50.11	82.76		82.76
Total: 0340 SC-CSC Alton OH Location	90,165.13		90,165.13	1,125,596.83		1,125,596.83
0345 SC-Belleuille Lab Location						
OPEX						
034517 BVLAB-Water Quality						
Total: OPEX						
034517 BVLAB-Water Quality	15,774.62		15,774.62	193,954.17		193,954.17
Total: 0345 SC-Belleuille Lab Location	15,774.62		15,774.62	193,954.17		193,954.17
0362 SC-CORP Property						
OPEX						
032042 CORP-1000 Voorhees Building	2,137.32		2,137.32	22,763.72		22,763.72
032045 CORP-3906 Church Road	850.94		850.94	16,300.48		16,300.48
032062 CORP-Building Services	22,177.41		22,177.41	280,417.73		280,417.73
032063 CORP-Building Services Woodcre	9,203.18		9,203.18	99,709.32		99,709.32
032090 CORP-Prop Mgmt Development						
032090 CORP-Prop Mgmt Development						
036576 NE-Building Services Woodcrest	34,368.85		34,368.85	419,209.21		419,209.21
Total: OPEX						
CAPEX						
032042 CORP-1000 Voorhees Building	5.00		5.00	83.27		83.27
032045 CORP-3906 Church Road	4,878.87		4,878.87	51,041.06		51,041.06
032062 CORP-Building Services	1,119.14		1,119.14	7,408.03		7,408.03
032063 CORP-Building Services Woodcre	969.07		969.07	5,861.85		5,861.85
032090 CORP-Prop Mgmt Development						
036576 NE-Building Services Woodcrest	6,972.08		6,972.08	64,395.25		64,395.25
Total: CAPEX	41,340.93		41,340.93	483,604.46		483,604.46
Total: 0362 SC-CORP Eastern Division Ops						
0363 SC-CORP Eastern Division Ops						
OPEX						
032023 CORP-Eastern Division Ops	34,899.04		34,899.04	300,703.72		300,703.72
035001 SE-Production						
035002 SE-Network	29.70		29.70	19,831.47		19,831.47
035003 SE-Customer Relations	6,332.78		6,332.78	210,077.89		210,077.89
035005 SE-Administration	12,399.97		12,399.97	157,857.69		157,857.69

Data Selection Values

Period: 11 Year: 09

Region: B Eastern Division

Location: 0363 SC-CORP Eastern Division Ops

Business Partner: 12 Kentucky-American Water Co.

Description Of Service	Month		Year-To-Date		Variance
	Actual	Budget	Actual	Budget	
B Eastern Division					
12 Kentucky-American Water Co.					
0363 SC-CORP Eastern Division Ops					
OPEX					
035011 SE-Environmental Mgmt			9,333.95		9,333.95
035014 SE-Engineering	686.66		125,221.63		125,221.63
035503 ED-Customer Relations	22,073.19		460.89		460.89
036501 NE-Production					
036502 NE-Network					
036503 NE-Customer Field Services					
036505 NE-Administration					
036511 NE-Environmental Mgmt					
036514 NE-Engineering					
036591 NE-SAP Conversion					
Total: OPEX	76,361.94		823,487.24		823,487.24
CAPEX					
032023 CORP-Eastern Division Ops					
035001 SE-Production	33.38		188.63		188.63
035002 SE-Network	68.92		475.92		475.92
035003 SE-Customer Relations	318.08		2,832.23		2,832.23
035005 SE-Administration	663.56		3,745.86		3,745.86
035011 SE-Environmental Mgmt					
035014 SE-Engineering	1,390.84		264.55		264.55
035503 ED-Customer Relations	42.09		97.98		97.98
036501 NE-Production			44.28		44.28
036502 NE-Network					
036503 NE-Customer Field Services					
036505 NE-Administration					
036511 NE-Environmental Mgmt					
036514 NE-Engineering					
Total: CAPEX	264.81		7,649.45		7,649.45
032023 CORP-Eastern Division Ops					
035503 ED-Customer Relations	1,258.53		6,488.84		6,488.84
Total:	12,305.64		63,446.38		63,446.38
0363 SC-CORP Eastern Division Ops	13,564.17		69,935.22		69,935.22
0364 SC-CORP Busn Transformation	62,532.96		761,201.47		761,201.47
OPEX					
032040 CORP-Busn Transformation	145.21		39.29		39.29
032051 CORP-Busn Trans-Procure To Pay	13.39		3.99		3.99
032052 CORP-Busn Trans-Recruit To Ret	76.70		3.17		3.17
032053 CORP-Busn Trans-Record To Rpt	12.83		2.66		2.66
032054 CORP-Busn Trans-Order To Cash	183.57		3.40		3.40
032055 CORP-Busn Trans-Plan, Bld, Ret	23.80		4.18		4.18
032056 CORP-Busn Trans-Ord To Compl	5.21		5.59		5.59
Total: OPEX	435.05		16.30		16.30

582150

American Water Works Company
Southeast Service Company Billing
Business Partner Report

12
3/24/10
14:30:32

Data Selection Values

Period: 11 Year: 09

Region: B Eastern Division

Location: 0364 SC-CORP Busn Transformation

Business Partner: 12

Kentucky-American Water Co.

| Month | | Year-To-Date |

Description Of Service	Actual	Budget	Variance	Actual	Budget	Variance
B Eastern Division						
12 Kentucky-American Water Co.						
0364 SC-CORP Busn Transformation						
CAPEX						
032040 CORP-Business Transformation	5,991.01		5,991.01	86,561.32		86,561.32
032051 CORP-Bsns Trans-Procure To Pay	932.96		932.96	17,464.00		17,464.00
032052 CORP-Bsns Trans-Recruit To Ret	1,257.26		1,257.26	20,044.30		20,044.30
032053 CORP-Bsns Trans-Record To Rpt	1,194.92		1,194.92	22,116.49		22,116.49
032054 CORP-Bsns Trans-Order To Cash	1,111.36		1,111.36	17,340.69		17,340.69
032055 CORP-Bsns Trans-Plan, Bld, Ret	1,140.69		1,140.69	18,815.87		18,815.87
032056 CORP-Bsns Trans-Ord To Compl	1,359.78		1,359.78	21,320.75		21,320.75
Total: CAPEX	12,987.98		12,987.98	203,663.42		203,663.42
Total: 0364 SC-CORP Busn Transformation	12,552.93		12,552.93	203,679.72		203,679.72
0356 SC-Corp Western Division Ops						
OPEX						
032024 Corp-Western Division Ops	26.27		26.27	304.94		304.94
033001 WE-Production						
033002 WE-Network						
033003 WE-Customer Relations				176.68		176.68
033004 WE-Technical Services						
033005 WE-Administration				1,214.41		1,214.41
033006 WE-Service Delivery				178.34		178.34
033011 WE-Environmental Mgmt				1.32		1.32
033014 WE-Engineering	1.34		1.34	730.55		730.55
033028 WE-Asset Planning						
033501 CE-Production				4.25-		4.25-
033502 CE-Network	479.67		479.67	1,573.13		1,573.13
033503 CE-Customer Relations	2,236.46		2,236.46	6,576.34		6,576.34
033505 CE-Administration	3,595.89		3,595.89	11,219.98		11,219.98
033511 CE-Environmental Mgmt	222.28		222.28	774.27		774.27
033514 CE-Engineering	875.99		875.99	3,013.78		3,013.78
Total: OPEX	7,437.90		7,437.90	25,759.49		25,759.49
CAPEX						
032024 Corp-Western Division Ops	1.32		1.32	50.98		50.98
033001 WE-Production						
033002 WE-Network						
033003 WE-Customer Relations						
033004 WE-Technical Services						
033005 WE-Administration						
033011 WE-Environmental Mgmt						
033014 WE-Engineering						
033028 WE-Asset Planning						
033501 CE-Production				4.25-		4.25-
033502 CE-Network	95.81		95.81	362.36		362.36
033503 CE-Customer Relations				717.23		717.23

582150 American Water Works Company 15
 Southeast Service Company Billing 3/24/10
 Business Partner Report 14:30:32

Data Selection Values
 Period: 11 Year: 09
 Region: B Eastern Division
 Location: 0398 SC-CORP Other

Business Partner: 12 Kentucky-American Water Co.

Month | | Year-To-Date

Description Of Service	Actual	Budget	Variance	Actual	Budget	Variance
B Eastern Division						
12 Kentucky-American Water Co.						
0398 SC-CORP Other						
CAPEX						
032001 CORP-Bldg Services Marlton						
032005 CORP-CEO						
032061 CORP-Property Management						
032070 CORP-Shared Bus Services Admin						
032089 CORP-AWE Pass-Thru						
032092 CORP-Strategy & Planning	17.97		17.97	91.29		91.29
032094 CORP-COE O&M						
032095 CORP-Project STAR						
032096 CORP-Chief Growth Officer						
032097 CORP-Product & Serv Innovation						
032098 CORP-Non-Departmental Costs	3.40-		3.40-	544.01		544.01
Total: CAPEX	14.57		14.57	635.30		635.30
Total: 0398 SC-CORP Other	91,057.88-		91,057.88-	45,338.20		45,338.20
Total: 12 Kentucky-American Water Co.	770,192.11		770,192.11	8,903,856.39		8,903,856.39
Total: B Eastern Division	770,192.11		770,192.11	8,903,856.39		8,903,856.39
Total: Grand Total :	770,192.11		770,192.11	8,903,856.39		8,903,856.39

Data Selection Values

Year: 09 Period: 12 Region: B Eastern Division

Business Partner: 12

Intercompany Settlement Co 12

Description Of Service	Hours	Payroll	Expenses	Total
Accounting	829.15	27,442.43	16,465.73	43,908.16
Administration	107.44	6,529.64	82,532.71	89,062.35
Audit	47.24	2,804.01	5,132.27	7,936.28
Communications	224.76	9,939.16	14,079.25	24,018.41
Legal	334.16	15,669.91	13,573.61	29,243.52
Engineering		127.61	925.39	1,053.00
Finance	932.12	49,070.14	40,703.34	89,773.48
Human Resources	256.81	12,726.45	30,781.84	43,508.29
Information Systems	827.52	39,163.09	170,355.30	209,518.39
Operations	1,616.58	70,948.22	52,940.12	123,888.34
Rates & Revenue	184.41	7,877.12	3,777.43	11,654.55
Risk Management	74.35	3,215.63	4,355.19	7,570.82
Water Quality	275.76	9,401.67	9,567.90	18,969.57
Customer Service	3,268.57	77,787.46	106,574.60	184,362.06
TOTAL:	8,978.87	332,702.54	551,764.68	884,467.22
TOTAL CURRENT MONTH CHARGES				884,467.22
LESS: PAYMENT-PRIOR EST. BILLING				788,014.31-
NET AMOUNT PAYABLE (RECEIVABLE)				96,452.91
PLUS: EST. CURRENT MONTH BILLING				884,467.22
-----				980,920.13

582150

American Water Works Compa.,
Southeast Service Company Billing
Business Partner Report

1
3/24/10
15:29:46

Data Selection Values

Period: 12 Year: 09

Region: B Eastern Division

Location: 0003 AW Service Co.

Business Partner: 12 Kentucky-American Water Co.

Month | | Year-To-Date

Description Of Service	Actual	Budget	Variance	Actual	Budget	Variance
B Eastern Division						
12 Kentucky-American Water Co.						
0003 AW Service Co.				48,046.67-	48,046.67-	48,046.67-
03001 BS Movements Co 3				48,046.67-	48,046.67-	48,046.67-
Total:				48,046.67-	48,046.67-	48,046.67-
03001 BS Movements Co 3						
Total:						
Total: 0003 AW Service Co.						
0320 SC-CORP Bus Develop						
OPEX						
032020 CORP-Corporate Bus Development	3,892.21		3,892.21	44,170.87		44,170.87
033020 WE-Business Development	.37		.37	198.21		198.21
033520 CE-Business Development	55.22		55.22	639.17		639.17
035020 SE-Business Development	11,350.54		11,350.54	155,411.04		155,411.04
036520 NE-Business Development	15,298.34		15,298.34	10.15		10.15
Total: OPEX	15,298.34		15,298.34	200,429.44		200,429.44
CAPEX						
032020 CORP-Corporate Bus Development	13.18		13.18	427.39		427.39
033020 WE-Business Development	.65		.65	39.42		39.42
033520 CE-Business Development	22.12		22.12	530.31		530.31
035020 SE-Business Development	35.95		35.95	.01-		.01-
036520 NE-Business Development	477.55-		477.55-	997.11		997.11
Total: CAPEX	477.55-		477.55-	2,090.85-		2,090.85-
035020 SE-Business Development	14,856.74		14,856.74	199,335.70		199,335.70
Total:	14,856.74		14,856.74	199,335.70		199,335.70
Total: 0320 SC-CORP Bus Develop						
0321 SC-CORP Audit						
OPEX						
032060 CORP-Audit	7,927.32		7,927.32	60,213.39		60,213.39
Total: OPEX	7,927.32		7,927.32	60,213.39		60,213.39
CAPEX						
032060 CORP-Audit	8.96		8.96	222.66		222.66
Total: CAPEX	8.96		8.96	222.66		222.66
Total: 0321 SC-CORP Audit						
0322 SC-CORP External Affairs						
OPEX						
032022 CORP-Government Affairs	1,558.36		1,558.36	17,946.04		17,946.04
032025 CORP-External Affairs	2,841.15		2,841.15	32,051.36		32,051.36
032068 CORP-Marketing	3,734.32		3,734.32	48,499.37		48,499.37
032085 CORP-External Communications	3,581.48		3,581.48	34,049.53		34,049.53
032086 CORP-Internal Communications	1,566.07		1,566.07	13,240.12		13,240.12
032087 CORP-Corp Social Resp	1,948.87		1,948.87	16,809.67		16,809.67
033025 WE-External Affairs	11.97		11.97	265.41		265.41

582150 American Water Works Company
3
3/24/10
15:29:46

American Water Works Company
Southeast Service Company Billing
Business Partner Report

Business Partner: 12 Kentucky-American Water Co.

Data Selection Values
Period: 12 Year: 09
Region: B Eastern Division
Location: 0323 SC-Supply Chain Location

Month | | Year-To-Date

Description Of Service	Actual	Budget	Variance	Actual	Budget	Variance
B Eastern Division						
12 Kentucky-American Water Co.						
0323 SC-Supply Chain Location						
CAPEX						
035010 SE-Supply Chain	466.61		466.61	7,206.21		7,206.21
036510 NE-Supply Chain				28.73		28.73
Total: CAPEX	6,238.31		6,238.31	92,858.15		92,858.15
Total: 0323 SC-Supply Chain Location	14,189.97		14,189.97	184,826.69		184,826.69
0324 SC-ITS Location						
OPEX						
032030 CORP-ITS Client Rel Admin						
032031 CORP-Service Desk						
032032 CORP-ITS-BAD-Core Shared						
032033 Chg Ctrl & Desktop Automation						
032034 CORP-ITS Appl Adm & Security						
032035 CORP-ITS Sec Arch & Strategy						
032071 CORP-ITS Admin						
032072 CORP-ITS FMO						
032073 CORP-ITS Infra/Oper Admin						
032074 CORP-ITS Production						
032075 CORP-Enterprise Server						
032076 CORP-Communications						
032077 CORP-ITS Security Operations						
032078 CORP-ITS Adm Business Appl Dev						
032079 CORP-ITS-BAD-Middle Office App						
032080 CORP-ITS-BAD-Back Office Apps						
032081 CORP-ITS-BAD-Quality&Methodlgy						
032082 CORP-ITS-BAD-Customer Facing						
032083 CORP-ITS-BAD-Field Svc Apps						
032093 CORP-ITS-Architecture						
033031 WE-ITS Client Relations						
033531 CE-Western CS & S						
035031 SE-ITS Client Relations						
036531 NE-Eastern CS & S						
Total: OPEX	1,299.08		1,299.08	8,403.03		8,403.03
032030 CORP-ITS Client Rel Admin	5,819.10		5,819.10	45,828.76		45,828.76
032031 CORP-Service Desk	7,159.77		7,159.77	45,898.73		45,898.73
032032 CORP-ITS-BAD-Core Shared	940.36		940.36	10,190.19		10,190.19
032033 Chg Ctrl & Desktop Automation				8,391.01		8,391.01
032034 CORP-ITS Appl Adm & Security	180.51		180.51	7,087.48		7,087.48
032035 CORP-ITS Sec Arch & Strategy	10,903.51		10,903.51	54,575.92		54,575.92
032071 CORP-ITS Admin	37,342.37		37,342.37	82,367.07		82,367.07
032072 CORP-ITS FMO	1,512.28		1,512.28	14,353.65		14,353.65
032073 CORP-ITS Infra/Oper Admin	43,898.54		43,898.54	373,310.85		373,310.85
032074 CORP-ITS Production						

582150
American Water Works Company
Southeast Service Company Billing
Business Partner Report

4
3/24/10
15:29:46

Business Partner: 12 Kentucky-American Water Co.

Data Selection Values
Period: 12 Year: 09
Region: B Eastern Division
Location: 0324 SC-ITS Location

Description Of Service	Month		Year-To-Date			
	Actual	Budget	Variance	Actual	Budget	Variance
B Eastern Division						
12 Kentucky-American Water Co.						
0324 SC-ITS Location						
032075 CORP-Enterprise Server	19,560.96		19,560.96	175,812.90		175,812.90
032076 CORP-Communications	14,676.40		14,676.40	145,759.87		145,759.87
032077 CORP-ITS Security Operations	5,111.29		5,111.29	45,543.41		45,543.41
032078 CORP-ITS Adm Business Appl Dev	1,948.22		1,948.22	21,403.23		21,403.23
032079 CORP-ITS-BAD-Middle Office App	6,177.80		6,177.80	58,667.88		58,667.88
032080 CORP-ITS-BAD-Back Office Apps	7,082.78		7,082.78	72,142.27		72,142.27
032081 CORP-ITS-BAD-QualityMethodlgy	4,405.04		4,405.04	27,636.14		27,636.14
032082 CORP-ITS-BAD-Customer Facing	8,832.42		8,832.42	48,519.88		48,519.88
032083 CORP-ITS-BAD-Field Svc Apps	7,896.86		7,896.86	60,058.24		60,058.24
032093 CORP-ITS-Architecture	17,387.08		17,387.08	65,126.02		65,126.02
033531 CE-Western CS & S	4,804.36		4,804.36	57,291.69		57,291.69
035031 SE-ITS Client Relations	2,022.52		2,022.52	11,594.69		11,594.69
036531 NE-Eastern CS & S	428.16		428.16	20,381.25		20,381.25
Total:	209,389.41		209,389.41	1,460,344.16		1,460,344.16
CAPEX						
032030 CORP-ITS Client Rel Admin	.15		.15	11.44		11.44
032031 CORP-Service Desk	.88		.88	68.63		68.63
032032 CORP-ITS-BAD-Core Shared	1.63		1.63	67.68		67.68
032033 Chg Ctrl & Desktop Automation	.17		.17	14.77		14.77
032034 CORP-ITS Appl Adm & Security	.13		.13	9.53		9.53
032035 CORP-ITS Sec Arch & Strategy	.65		.65	11.88		11.88
032071 CORP-ITS Admin	.88		.88	39.49		39.49
032072 CORP-ITS PMO	.23		.23	1,282.80		1,282.80
032073 CORP-ITS Infra/Oper Admin	30.09		30.09	17.07		17.07
032074 CORP-ITS Production	9.72		9.72	1,336.06		1,336.06
032075 CORP-Enterprise Server	4.61		4.61	473.96		473.96
032076 CORP-Communications	.53		.53	265.10		265.10
032077 CORP-ITS Security Operations	.25		.25	38.93		38.93
032078 CORP-ITS Adm Business Appl Dev	.87		.87	30.52		30.52
032079 CORP-ITS-BAD-Middle Office App	2.10		2.10	124.75		124.75
032080 CORP-ITS-BAD-Back Office Apps	1.62		1.62	145.02		145.02
032081 CORP-ITS-BAD-QualityMethodlgy	.50		.50	22.82		22.82
032082 CORP-ITS-BAD-Customer Facing	4.07		4.07	41.66		41.66
032083 CORP-ITS-BAD-Field Svc Apps	28.31		28.31	114.50		114.50
032093 CORP-ITS-Architecture	7.99		7.99	777.52		777.52
033031 WE-ITS Client Relations	29.64		29.64	5,000.47		5,000.47
033531 CE-Western CS & S	3.96		3.96	316.48		316.48
035031 SE-ITS Client Relations	128.98		128.98	443.03		443.03
036531 NE-Eastern CS & S	329.35-		329.35-	10,654.11		10,654.11
Total: CAPEX						
032030 CORP-ITS Client Rel Admin				1,441.96-		1,441.96-

582150

American Water Works Company
Southeast Service Company Billing
Business Partner Report

5
3/24/10
15:29:46

Data Selection Values

Period: 12 Year: 09
Region: B Eastern Division
Location: 0325 SC-SSC Location

Business Partner: 12 Kentucky-American Water Co.

Month	Year-To-Date
-----	-----

Description Of Service	Actual	Budget	Variance	Actual	Budget	Variance
B Eastern Division						
12 Kentucky-American Water Co.						
0325 SC-SSC Location						
OPEX						
Total:	329.35-		329.35-	1,441.96-		1,441.96-
Total: 0324 SC-ITS Location	209,189.04		209,189.04	1,469,556.31		1,469,556.31
0325 SC-SSC Location						
OPEX						
032084 SSC-Accounts Payable						
032505 SSC-Administration						
032560 SSC-Financial Reporting						
032570 SSC-General Accounting						
032571 SSC-Tax						
032572 SSC-Business Support Services						
032573 SSC-Planning & Reporting						
032574 SSC-Rates & Regulation						
032575 SSC-Cash Operations						
032576 SSC-Facility Services						
032577 SSC-Utility Plant Accounting						
032578 SSC-Project Management						
032579 SSC-Employee Services						
032580 SSC-AWE						
Total: OPEX						
032084 SSC-Accounts Payable	4,418.97		4,418.97	54,303.37		54,303.37
032505 SSC-Administration	7,580.39		7,580.39	83,625.59		83,625.59
032570 SSC-General Accounting	9,783.22		9,783.22	109,100.34		109,100.34
032571 SSC-Tax	3,507.51		3,507.51	41,988.04		41,988.04
032572 SSC-Business Support Services	4,315.48		4,315.48	43,366.46		43,366.46
032573 SSC-Rates & Regulation	4,155.02		4,155.02	43,060.74		43,060.74
032575 SSC-Cash Operations	5,693.68		5,693.68	64,494.66		64,494.66
032577 SSC-Utility Plant Accounting	4,680.08		4,680.08	56,487.31		56,487.31
032578 SSC-Project Management	926.67		926.67	10,530.93		10,530.93
032579 SSC-Employee Services	6,118.97		6,118.97	80,121.25		80,121.25
032580 SSC-AWE	365.64		365.64	5,400.29		5,400.29
Total: CAPEX	51,545.63		51,545.63	592,478.98		592,478.98
032084 SSC-Accounts Payable	185.95		185.95	998.14		998.14
032505 SSC-Administration	245.48		245.48	2,367.72		2,367.72
032560 SSC-Financial Reporting						
032570 SSC-General Accounting	184.17		184.17	1,164.27		1,164.27
032571 SSC-Tax	73.16		73.16	374.95		374.95
032572 SSC-Business Support Services	125.58		125.58	666.66		666.66
032573 SSC-Planning & Reporting						
032574 SSC-Rates & Regulation	5,643.09		5,643.09	26,380.44		26,380.44
032575 SSC-Cash Operations	190.98		190.98	966.80		966.80

582150 American Water Works Company, 6
Southeast Service Company Billing 3/24/10
Business Partner Report 15:29:46
Business Partner: 12 Kentucky-American Water Co.

Month | | Year-To-Date

Description Of Service	Actual	Budget	Variance	Actual	Budget	Variance
B Eastern Division						
12 Kentucky-American Water Co.						
0325 SC-SSC Location						
CAPEX						
032576 SSC-Facility Services	137.79		137.79	814.89		814.89
032577 SSC-Utility Plant Accounting	36.17		36.17	194.09		194.09
032578 SSC-Project Management	216.57		216.57	1,320.59		1,320.59
032579 SSC-Employee Services	46.16		46.16	286.48		286.48
032580 SSC-AWE	7,085.10		7,085.10	35,535.03		35,535.03
Total: CAPEX	7,085.10		7,085.10	35,535.03		35,535.03
Total: 0325 SC-SSC Location	58,630.73		58,630.73	628,014.01		628,014.01
Total: 0325 SC-CORP Operations						
OPEX						
032011 CORP-Chief Operating Officer	6,101.46		6,101.46	55,150.18		55,150.18
032016 CORP-Maintenance Services	839.82		839.82	8,884.81		8,884.81
032019 CORP-Operational Risk	4,833.14		4,833.14	30,561.26		30,561.26
032064 CORP-Operational Performance	1,688.09		1,688.09	23,401.88		23,401.88
032065 CORP-Asset Management	361.22		361.22	6,208.05		6,208.05
032066 CORP-Innov & Env Stewardship	1,955.35		1,955.35	50,121.66		50,121.66
033016 WE-Maintenance	.63		.63	2,703.81		2,703.81
033019 WE-Operational Risk	13.16		13.16	110.45		110.45
033516 CE-Maintenance	1,665.21		1,665.21	15,264.76		15,264.76
033519 CE-Operational Risk	1,587.17		1,587.17	23,824.48		23,824.48
035016 SE-Maintenance	11,229.36		11,229.36	115,746.72		115,746.72
035019 SE-Operational Risk	60.82		60.82	2,591.20		2,591.20
036516 NE-Maintenance	123.49		123.49	680.04		680.04
036519 NE-Operational Risk	10.88		10.88	410.55		410.55
036550 CORP-COE-Engineering	439.61		439.61	5,243.40		5,243.40
036551 CORP-COE-Technical Services	499.38		499.38	6,538.06		6,538.06
Total: OPEX	31,408.79		31,408.79	347,441.31		347,441.31
CAPEX						
032011 CORP-Chief Operating Officer	570.63		570.63	8,588.33		8,588.33
032016 CORP-Maintenance Services	9.63		9.63	197.84		197.84
032019 CORP-Operational Risk	964.08		964.08	6,706.41		6,706.41
032064 CORP-Operational Performance	795.71		795.71	14,129.26		14,129.26
032065 CORP-Asset Management	4,309.73		4,309.73	54,244.21		54,244.21
032066 CORP-Innov & Env Stewardship	3,333.03		3,333.03	53,893.42		53,893.42
033016 WE-Maintenance						
033019 WE-Operational Risk						
033516 CE-Maintenance	2.57		2.57	152.97		152.97
033519 CE-Operational Risk	98.11		98.11	212.84		212.84
035016 SE-Maintenance	19.88		19.88	6,206.74		6,206.74
035019 SE-Operational Risk	.89		.89	.16-		.16-
036516 NE-Maintenance				1.38		1.38
036519 NE-Operational Risk	2.57		2.57	32.09		32.09
036550 CORP-COE-Engineering	18,998.48		18,998.48	259,053.12		259,053.12

582150

American Water Works Compa.,
Southeast Service Company Billing
Business Partner Report

8
3/24/10
15:29:46

Data Selection Values

Period: 12 Year: 09

Region: B Eastern Division

Location: 0328 SC-CORP Human Resources

Business Partner: 12 Kentucky-American Water Co.

| Month | | Year-To-Date |

Description Of Service	Actual	Budget	Variance	Actual	Budget	Variance
B Eastern Division						
12 Kentucky-American Water Co.						
0328 SC-CORP Human Resources						
OPEX						
032038 CORP-WD Human Resources	2,143.01		2,143.01	18,634.01		18,634.01
033018 WE-Human Resources	.02		.02	9.07		9.07
033518 CE-Human Resources	41.79		41.79	1,229.61		1,229.61
034018 CCA-Human Resources	4,199.59		4,199.59	38,275.29		38,275.29
035018 SE-Human Resources	52.72		52.72	9,199.71		9,199.71
036518 NE-Human Resources	.08		.08	4.85		4.85
037018 CCF-Human Resources ODI	38,880.74		38,880.74	327,880.50		327,880.50
Total: OPEX	4,426.10		4,426.10	47,317.05		47,317.05
032014 CORP-Benefits Service Center	4,426.10		4,426.10	47,317.05		47,317.05
Total: CAPEX	9.77		9.77	273.75		273.75
032002 CORP-HR Comp/Benefits	7.40		7.40	185.36		185.36
032003 CORP-HR Talent Development	2.71		2.71	76.94		76.94
032004 CORP-HR Labor Relations	6.61		6.61	213.44		213.44
032006 CORP-Business Center HR	4.77		4.77	145.42		145.42
032012 CORP-HR Strategic Staffing	145.40		145.40	804.38		804.38
032013 CORP-HR Systems & Processes	4.42		4.42	118.76		118.76
032014 CORP-Benefits Service Center	33		33	18.24		18.24
032018 CORP-Human Resources	19.82		19.82	348.92		348.92
032028 CORP-ED Human Resources	.01		.01	30.60		30.60
032038 CORP-WD Human Resources	.36		.36	2.24		2.24
033018 WE-Human Resources	.59		.59	1.01		1.01
033518 CE-Human Resources	.59		.59	5.55		5.55
034018 CCA-Human Resources	201.45		201.45	2,218.11		2,218.11
035018 SE-Human Resources	831.61		831.61	3,640.95		3,640.95
036518 NE-Human Resources	831.61		831.61	3,640.95		3,640.95
037018 CCF-Human Resources ODI	42,676.68		42,676.68	373,774.71		373,774.71
Total: CAPEX	201.45		201.45	2,218.11		2,218.11
032028 CORP-ED Human Resources	831.61		831.61	3,640.95		3,640.95
Total: 0328 SC-CORP Human Resources	42,676.68		42,676.68	373,774.71		373,774.71
0329 SC-CORP Legal						
OPEX						
032008 CORP-Legal Admin	9,754.09		9,754.09	101,219.67		101,219.67
032015 CORP-Legal	18.44		18.44	208.24		208.24
033015 WE-Legal	427.43		427.43	4,197.92		4,197.92
033515 CE-Legal	18,953.25		18,953.25	225,692.61		225,692.61
035015 SE-Legal	5.91		5.91	301.98		301.98
036515 NE-Legal	29,159.12		29,159.12	331,620.42		331,620.42
Total: OPEX	29,159.12		29,159.12	331,620.42		331,620.42

582150

American Water Works Company,
Southeast Service Company Billing
Business Partner Report

3/24/10
15:29:46

Data Selection Values
Period: 12 Year: 09
Region: B Eastern Division
Location: 0329 SC-CORP Legal

Business Partner: 12 Kentucky-American Water Co.

Month | | Year-To-Date

Description Of Service	Actual	Budget	Variance	Actual	Budget	Variance
B Eastern Division						
12 Kentucky-American Water Co.						
0329 SC-CORP Legal						
CAPEX						
032008 CORP-Legal Admin	31.75		31.75	856.41		856.41
032015 CORP-Legal						
033015 WE-Legal	4.59		4.59	242.35		242.35
033515 CE-Legal	48.06		48.06	1,077.38		1,077.38
035015 SE-Legal				12.29		12.29
036515 NE-Legal	84.40		84.40	2,188.43		2,188.43
Total: CAPEX						
035015 SE-Legal	856.31-		856.31-	3,749.11-		3,749.11-
Total:	856.31-		856.31-	3,749.11-		3,749.11-
Total: 0329 SC-CORP Legal	28,387.21		28,387.21	330,059.74		330,059.74
0337 SC-Corp IR						
OPEX						
032037 CORP-Investor Relations	2,066.88		2,066.88	19,363.53		19,363.53
Total: OPEX	2,066.88		2,066.88	19,363.53		19,363.53
CAPEX						
032037 CORP-Investor Relations	5.28		5.28	154.74		154.74
Total: CAPEX	5.28		5.28	154.74		154.74
Total: 0337 SC-Corp IR	2,072.16		2,072.16	19,518.27		19,518.27
0340 SC-CSC Alton OH Location						
OPEX						
034005 CCA-Administration						
034070 CCA-Call Handling	15,190.06		15,190.06	105,838.50		105,838.50
034071 CCA-Billing	50,218.91		50,218.91	392,545.84		392,545.84
034072 CCA-Collections	25,767.76		25,767.76	255,558.13		255,558.13
034073 CCA-Operations & Performance	8,155.51		8,155.51	81,415.29		81,415.29
034074 CCA-Business Services	19,893.96		19,893.96	198,350.37		198,350.37
034075 CCA-Education & Development	3,508.64		3,508.64	47,543.58		47,543.58
Total: OPEX	9,646.18		9,646.18	44,427.88		44,427.88
Total:	132,381.02		132,381.02	1,125,679.59		1,125,679.59
CAPEX						
034005 CCA-Administration	3.86-		3.86-	19.43		19.43
034070 CCA-Call Handling	4.45-		4.45-	29.76-		29.76-
034071 CCA-Billing	31.04-		31.04-	24.32-		24.32-

582150 American Water Works Company
Southeast Service Company Billing
Business Partner Report

10
3/24/10
15:29:46

Data Selection Values
Period: 12 Year: 09
Region: B Eastern Division
Location: 0340 SC-CSC Alton OH Location

Business Partner: 12 Kentucky-American Water Co.

Description Of Service	Month		Year-To-Date		Variance
	Actual	Budget	Actual	Budget	
B Eastern Division					
12 Kentucky-American Water Co.					
0340 SC-CSC Alton OH Location					
CAPEX					
034072 CCA-Collections	1.36-		7.49-		7.49-
034073 CCA-Operations & Performance	5.08-		30.24-		30.24-
034074 CCA-Business Services	.69-		4.75-		4.75-
034075 CCA-Education & Development	.38-		5.63-		5.63-
Total: CAPEX	46.86-		82.76-		82.76-
Total: 0340 SC-CSC Alton OH Location	132,334.16		1,125,596.83		1,125,596.83
0345 BVLAB-Water Quality					
034517 BVLAB-Water Quality					
Total: OPEX					
034517 BVLAB-Water Quality	13,617.47		193,954.17		193,954.17
Total: 0345 SC-Bellefonte Lab Location	13,617.47		193,954.17		193,954.17
0362 SC-CORP Property					
OPEX					
032042 CORP-1000 Voorhees Building	4,318.97		22,763.72		22,763.72
032046 CORP-3906 Church Road	1,382.61		16,300.48		16,300.48
032062 CORP-Building Services	31,017.29		280,417.73		280,417.73
032063 CORP-Building Services Woodcre	9,760.90		99,709.32		99,709.32
032090 CORP-Prop Mgmt Development	.92		17.96		17.96
036576 NE-Building Services Woodcrest	46,480.69		419,209.21		419,209.21
Total: OPEX	46,480.69		419,209.21		419,209.21
CAPEX					
032042 CORP-1000 Voorhees Building	3.08		83.27		83.27
032046 CORP-3906 Church Road	3,096.80		51,041.06		51,041.06
032062 CORP-Building Services	286.80		7,408.03		7,408.03
032063 CORP-Building Services Woodcre	1,234.09		5,861.85		5,861.85
032090 CORP-Prop Mgmt Development			1.04		1.04
036576 NE-Building Services Woodcrest	4,620.77		64,395.25		64,395.25
Total: CAPEX	51,101.46		483,604.46		483,604.46
Total: 0362 SC-CORP Property	51,101.46		483,604.46		483,604.46
0363 SC-CORP Eastern Division Ops					
OPEX					
032023 CORP-Eastern Division Ops	26,603.25		300,703.72		300,703.72
035001 SE-Production	1,903.12		19,831.47		19,831.47
035002 SE-Network	6,488.58		210,077.89		210,077.89
035003 SE-Customer Relations	13,817.48		157,857.69		157,857.69
035005 SE-Administration					

Data Selection Values

Period: 12 Year: 09

Region: B Eastern Division

Location: 0363 SC-CORP Eastern Division Ops

Business Partner: 12

Kentucky-American Water Co.

Month	Year-To-Date

Description Of Service	Actual	Budget	Variance	Actual	Budget	Variance
B Eastern Division						
12 Kentucky-American Water Co.						
0363 SC-CORP Eastern Division Ops						
OPEX						
035011 SE-Environmental Mgmt	666.00		666.00	9,333.95		9,333.95
035014 SE-Engineering	23,599.91		23,599.91	125,221.63		125,221.63
035503 ED-Customer Relations	8.75		8.75	460.89		460.89
036501 NE-Production						
036502 NE-Network						
036503 NE-Customer Field Services						
036505 NE-Administration						
036511 NE-Environmental Mgmt						
036514 NE-Engineering						
036591 NE-SAP Conversion						
Total: OPEX	73,087.09		73,087.09	823,487.24		823,487.24
CAPEX						
032023 CORP-Eastern Division Ops	6.61		6.61	188.63		188.63
035001 SE-Production						
035002 SE-Network	22.14		22.14	475.92		475.92
035003 SE-Customer Relations	93.28		93.28	2,832.23		2,832.23
035005 SE-Administration	198.51		198.51	3,745.86		3,745.86
035011 SE-Environmental Mgmt						
035014 SE-Engineering	136.77		136.77	264.55		264.55
035503 ED-Customer Relations	9.29		9.29	97.98		97.98
036501 NE-Production						
036502 NE-Network						
036503 NE-Customer Field Services						
036505 NE-Administration						
036511 NE-Environmental Mgmt						
036514 NE-Engineering						
Total: CAPEX	466.60		466.60	7,649.45		7,649.45
032023 CORP-Eastern Division Ops	1,482.09		1,482.09	6,488.84		6,488.84
035503 ED-Customer Relations	14,491.41		14,491.41	63,446.38		63,446.38
Total:	15,973.50		15,973.50	69,935.22		69,935.22
Total: 0363 SC-CORP Eastern Division Ops	57,580.19		57,580.19	761,201.47		761,201.47
0364 SC-CORP Busn Transformation						
OPEX						
032040 CORP-Business Transformation	39.29		39.29			
032051 CORP-Bsns Trans-Procure To Pay	3.99		3.99			
032052 CORP-Bsns Trans-Recruit To Ret	3.17		3.17			
032053 CORP-Bsns Trans-Record To Rpt	35.62		35.62			
032054 CORP-Bsns Trans-Order To Cash	12.83		12.83			
032055 CORP-Bsns Trans-Plan, Bld, Ret	26.26		26.26			
032056 CORP-Bsns Trans-Ord To Compl	38.95		38.95			
Total: OPEX	13.53		13.53	5.59		5.59
	127.19		127.19	16.30		16.30

582150 American Water Works Company
Southeast Service Company Billing
Business Partner Report

12
3/24/10
15:29:46

Business Partner: 12 Kentucky-American Water Co.

Region: B Eastern Division
Location: 0364 SC-CORP Busn Transformation

Description Of Service	Month		Year-To-Date		Variance
	Budget	Actual	Budget	Actual	
Eastern Division					
12 Kentucky-American Water Co.					
0364 SC-CORP Busn Transformation					
CAPEX					
032040 CORP-Busn Transformation	6,006.38	86,561.32	6,006.38	86,561.32	
032051 CORP-Bsns Trans-Procure To Pay	1,870.88	17,464.00	1,870.88	17,464.00	
032052 CORP-Bsns Trans-Recruit To Ret	2,326.79	20,044.30	2,326.79	20,044.30	
032053 CORP-Bsns Trans-Record To Rpt	4,568.85	22,116.49	4,568.85	22,116.49	
032054 CORP-Bsns Trans-Order To Cash	1,852.51	17,340.69	1,852.51	17,340.69	
032055 CORP-Bsns Trans-Plan, Bld, Ret	2,100.91	18,815.87	2,100.91	18,815.87	
032056 CORP-Bsns Trans-Ord To Compl	2,376.00	21,320.75	2,376.00	21,320.75	
Total: CAPEX	21,102.32	203,663.42	21,102.32	203,663.42	
Total: 0364 SC-CORP Busn Transformation	20,975.13	203,679.72	20,975.13	203,679.72	
0366 SC-Corp Western Division Ops					
OPEX					
032024 Corp-Western Division Ops	29.60	304.94	29.60	304.94	
033001 WE-Production					
033002 WE-Network					
033003 WE-Customer Relations	.46	176.68	.46	176.68	
033004 WE-Technical Services					
033005 WE-Administration	3.43	1,214.41	3.43	1,214.41	
033006 WE-Service Delivery	.35	178.34	.35	178.34	
033011 WE-Environmental Mgmt					
033014 WE-Engineering	1.15	730.55	1.15	730.55	
033028 WE-Asset Planning					
033501 CE-Production	.44	4.25	.44	4.25	
033502 CE-Network	154.08	1,573.13	154.08	1,573.13	
033503 CE-Customer Relations	601.36	6,576.34	601.36	6,576.34	
033505 CE-Administration	925.80	11,219.98	925.80	11,219.98	
033511 CE-Environmental Mgmt	62.94	774.27	62.94	774.27	
033514 CE-Engineering	246.06	3,013.78	246.06	3,013.78	
Total: OPEX	2,025.67	25,759.49	2,025.67	25,759.49	
CAPEX					
032024 Corp-Western Division Ops	.27	50.98	.27	50.98	
033001 WE-Production					
033002 WE-Network					
033003 WE-Customer Relations					
033004 WE-Technical Services					
033005 WE-Administration					
033011 WE-Environmental Mgmt					
033014 WE-Engineering					
033028 WE-Asset Planning					
033501 CE-Production	.01	.49	.01	.49	
033502 CE-Network	1.92	95.81	1.92	95.81	
033503 CE-Customer Relations	7.44	362.36	7.44	362.36	
033505 CE-Administration	11.41	717.23	11.41	717.23	

Data Selection Values

Period: 12 Year: 09
Region: B Eastern Division
Location: 0366 SC-Corp Western Division Ops

Business Partner: 12 Kentucky-American Water Co.

Month | | Year-To-Date

Description Of Service	Actual	Budget	Variance	Actual	Budget	Variance
B Eastern Division						
12 Kentucky-American Water Co.						
0366 SC-Corp Western Division Ops						
CAPEX						
033511 CE-Environmental Mgmt	.78		.78	49.01		49.01
033514 CE-Engineering	3.02		3.02	190.29		190.29
Total: CAPEX	24.85		24.85	1,465.19		1,465.19
0366 SC-Corp Western Division Ops	2,050.52		2,050.52	27,224.68		27,224.68
0367 SC-Corp Regulated Ops						
OPEX						
032026 CORP-Regulated Ops	5,104.13		5,104.13	52,834.58		52,834.58
Total: OPEX	5,104.13		5,104.13	52,834.58		52,834.58
CAPEX						
032026 CORP-Regulated Ops	24.10		24.10	543.51		543.51
Total: CAPEX	24.10		24.10	543.51		543.51
0367 SC-Corp Regulated Ops	5,128.23		5,128.23	53,378.09		53,378.09
0369 SC-CORP Regulatory						
OPEX						
032050 CORP-Backfill Reg App				.06		.06
032069 CORP-Regulatory UFS	1,851.66		1,851.66	23,766.21		23,766.21
Total: OPEX	1,851.66		1,851.66	23,766.27		23,766.27
CAPEX						
032050 CORP-Backfill Reg App				.18-		.18-
032069 CORP-Regulatory UFS	4.78		4.78	135.53		135.53
Total: CAPEX	4.78		4.78	135.35		135.35
0369 SC-CORP Regulatory	1,856.44		1,856.44	23,901.62		23,901.62
0370 SC-CSC Pensacola OH Location						
OPEX						
037005 CCP-Administration						
037070 CCP-Call Handling	3,555.91		3,555.91	38,606.37		38,606.37
037071 CCP-Billing	34,399.24		34,399.24	429,672.48		429,672.48
037072 CCP-Collections	9,343.13		9,343.13	114,237.46		114,237.46
037073 CCP-Operations and Support	2,461.50-		2,461.50-	25,570.58		25,570.58
037074 CCP-Business Services	44,836.78		44,836.78	608,086.89		608,086.89
037075 CCP-Education & Development						
Total: OPEX	3,555.91		3,555.91	38,606.37		38,606.37
037005 CCP-Administration						
037070 CCP-Call Handling	34,399.24		34,399.24	429,672.48		429,672.48
037073 CCP-Operations and Support	9,343.13		9,343.13	114,237.46		114,237.46
037075 CCP-Education & Development	2,461.50-		2,461.50-	25,570.58		25,570.58
Total:	44,836.78		44,836.78	608,086.89		608,086.89
CAPEX						
037005 CCP-Administration						
037070 CCP-Call Handling						
037071 CCP-Billing						

582150
American Water Works Company.
Southeast Service Company Billing
Business Partner Report

14
3/24/10
15:29:46

Data Selection Values
Period: 12 Year: 09
Region: B Eastern Division
Location: 0370 SC-CSC Pensacola OH Location
Business Partner: 12 Kentucky-American Water Co.

Description Of Service	Month			Year-To-Date		
	Actual	Budget	Variance	Actual	Budget	Variance
B Eastern Division						
12 Kentucky-American Water Co.						
0370 SC-CSC Pensacola OH Location						
CAPEX						
037072 CCP-Collections						
037073 CCP-Operations and Support						
037074 CCP-Business Services						
037075 CCP-Education & Development						
Total: CAPEX						
Total: 0370 SC-CSC Pensacola OH Location	44,836.78		44,836.78	608,086.89		608,086.89
0375 SC-STEP Project Location						
OPEX						
032091 CORP-STEP Project						
Total: OPEX						
Total: CAPEX						
032091 CORP-STEP Project						
Total: CAPEX						
Total: 0375 SC-STEP Project Location						
0388 SC-CORP Business Change						
OPEX						
032088 CORP-Business Change						
Total: OPEX						
Total: CAPEX						
032088 CORP-Business Change						
Total: CAPEX						
Total: 0388 SC-CORP Business Change						
0398 SC-CORP Other						
032000 CORP-Balance Sheet						
Total:	51,977.66-		51,977.66-	3,930.99-		3,930.99-
OPEX	51,977.66-		51,977.66-	3,930.99-		3,930.99-
032001 CORP-Bldg Services Marlton						
032005 CORP-CEO						
032061 CORP-Property Management						
032070 CORP-Shared Bus Services Admin						
032089 CORP-AWE Pass-Thru						
032092 CORP-Strategy & Planning						
032094 CORP-COE O&M						
032095 CORP-Project STAR						
032096 CORP-Chief Growth Officer						
032097 CORP-Product & Serv Innovation						
032098 CORP-Non-Departmental Costs						
Total: OPEX	9,727.58		9,727.58	44,950.26		44,950.26
	10,140.00		10,140.00	48,633.89		48,633.89

582150

American Water Works Company
Southeast Service Company Billing
Business Partner Report

15
3/24/10
15:29:46

Data Selection Values

Period: 12 Year: 09

Region: B Eastern Division

Location: 0398 SC-CORP Other

Business Partner: 12

Kentucky-American Water Co.

| Month | | Year-To-Date |

Description Of Service	Actual	Budget	Variance	Actual	Budget	Variance
B Eastern Division						
12 Kentucky-American Water Co.						
0398 SC-CORP Other						
CAPEX						
032001 CORP-Bldg Services Marlton						
032005 CORP-CEO						
032061 CORP-Property Management						
032070 CORP-Shared Bus Services Admin						
032089 CORP-AWE Pass-Thru						
032092 CORP-Strategy & Planning	3.77		3.77	91.29		91.29
032094 CORP-COE O&M						
032095 CORP-Project STAR						
032096 CORP-Chief Growth Officer						
032097 CORP-Product & Serv Innovation						
032098 CORP-Non-Departmental Costs	46.91		46.91	544.01		544.01
Total: CAPEX	50.68		50.68	635.30		635.30
Total: 0398	41,786.98		41,786.98	45,338.20		45,338.20
Total: 12	811,501.72		811,501.72	8,903,856.39		8,903,856.39
Total: B	811,501.72		811,501.72	8,903,856.39		8,903,856.39
Total: Eastern Division	811,501.72		811,501.72	8,903,856.39		8,903,856.39
Total: Grand Total :	811,501.72		811,501.72	8,903,856.39		8,903,856.39

POSTED Voucher Entry (04105) - Prev Voucher

File Edit Functions Help

Action Code: [] Voucher/Type/Co: 42174957 PS 00012
 Supplier Number: 50252993 Fayette County Sheriff
 Invoice Number: 00175906 Business Unit: 120206
 Amount: 157.96 Payment Terms: DUF: Pmt Instr. []
 Date: 03/27/09 Company: 00012
 G/L Date: 03/27/09 Tax Expl Code: []
 Tax Amount: [] Tax Area: []
 Taxable Amount: [] Serv/Tax Date: 03/27/09
 Ship-To Zip Code: [] Batch Number: 4351353
 Remaining Amount: []

Pay	Gross	Discount	Payment Remark	Disc Due	P
Item	Amount	Available		Date	S
001	157.96		additional Prop tax 2009	03/27/09	P

F4=Details F9=Name Srch F11=Addr Book F13=V E: Inq F16=Ledger Inq F24=More

OK Cancel Help

POSTED Voucher Entry (04105) - Prev Voucher:

File Edit Functions Help

Action Code: [] Voucher/Type/Co: 42163453 P5 00012

Supplier Number: 00000000 Sheriff of Bourbon County

Invoice Number: DE0312090044111700-1344 Business Unit: []

* Amount: 33,443.26 Payment Terms: [DUP] Prnt Instr. []

* Date: 03/28/09 Company: 00012

G/L Date: 03/28/09 Tax Expt Code: []

Tax Amount: [] Tax Area: []

Taxable Amount: [] Serv/Tax Date: 03/28/09

Ship-To Zip Code: [] Batch Number: 4344576

Remaining Amount: []

Pay	Gross	Discount	Payment Remark	Disc Due	P
Itm	Amount	Available		Date	S
001	33,261.51			03/28/09	P
002	161.75			03/28/09	P

F4=Details F9=Name Srch F11=Addr Book F13=J.E. Inq F16=Ledger Inq F24=More

OK Cancel Help

Kentucky -American Water Company
Commission Staff's Second Set of Information Requests
Question #19c

Baryenbruch Study Capital Breakdown by Function and Formula
12 Months Ended September 30, 2009

Function	Formula	Formula Description	Capital Amount	
Accounting	100111	SUPPLY CHAIN CAPEX-ALL REG'S	35,198	
	100595	SUPPLY CHAIN SE-CAPEX ALL REG	2,323	
	100928	COST ESTIMATING MANAGEMENT	283	
	101034	EASTERN DIV - CAPEX ALL REG'S	8,306	
	888888	OH-BENEFITS OVERHEAD	51,891	
	999999	OH-GENERAL OVERHEAD	2,712	
Accounting Total			100,713	
Administration	101019	2008 KY AMERICAN RATE CASE	563	
	888888	OH-BENEFITS OVERHEAD	8,107	
	999999	OH-GENERAL OVERHEAD	85,585	
Administration Total			94,255	
Audit	888888	OH-BENEFITS OVERHEAD	255	
	999999	OH-GENERAL OVERHEAD	65	
Audit Total			320	
Communications	888888	OH-BENEFITS OVERHEAD	1,108	
	999999	OH-GENERAL OVERHEAD	634	
Communications Total			1,742	
Customer Service	100059	SE-CAPEX-NO O/H	21	
	100736	CP-CAPEX REGULATED CO'S ONLY	(10)	
	888888	OH-BENEFITS OVERHEAD	3,095	
	999999	OH-GENERAL OVERHEAD	103	
Customer Service Total			3,210	
Engineering	100058	SE-CAPEX	77	
	100059	SE-CAPEX-NO O/H	1,555	
	888888	OH-BENEFITS OVERHEAD	365	
	999999	OH-GENERAL OVERHEAD	15	
Engineering Total			2,012	
Finance	100058	SE-CAPEX	6,554	
	101019	2008 KY AMERICAN RATE CASE	4,948	
	101023	BUSINESS TRANSFORMATION	86,652	
	101053	BUSINESS TRANSFORMATION CPS REQUEST TO COMPLETION	7,704	
	101054	BUSINESS TRANSFORMATION CPS ORDER TO CASH	6,129	
	101055	BUSINESS TRANSFORMATION CPS PLAN TO BUILD/MAINTAIN	6,626	
	101056	BUSINESS TRANSFORMATION CPS PROCURE TO PAY	5,902	
	101057	BUSINESS TRANSFORMATION CPS RECORD TO REPORT	6,791	
	101058	BUSINESS TRANSFORMATION CPS RECRUIT TO RETIRE	7,650	
	888888	OH-BENEFITS OVERHEAD	20,318	
	999999	OH-GENERAL OVERHEAD	16,810	
	Finance Total			176,084
	Human Resources	100111	SUPPLY CHAIN CAPEX-ALL REG'S	4
888888		OH-BENEFITS OVERHEAD	1,788	
999999		OH-GENERAL OVERHEAD	206	
Human Resources Total			1,997	
Information Systems	100736	CP-CAPEX REGULATED CO'S ONLY	1,208	
	100926	PREPARATION & STD CONTR. DOC.	10	
	100937	GIS GOVERNANCE & PLANNING	678	
	43210830	VOIP PROJECT AND IMPLEMENTATION	651	
	43815930	OFFICE BUILDING RENOVATION	4,095	
	45154030	PUR ELECTRONIC EQUIPMENT FOR FRCC	4,602	
	888888	OH-BENEFITS OVERHEAD	4,057	
999999	OH-GENERAL OVERHEAD	14,269		
Information Systems Total			29,569	
Legal	888888	OH-BENEFITS OVERHEAD	1,519	
	999999	OH-GENERAL OVERHEAD	637	
Legal Total			2,156	
Operations	100010	CP-CAPEX	3,242	
	100059	SE-CAPEX-NO O/H	201	
	100560	CO 12 (KY) DIR CHG CAPEX	542	
	100736	CP-CAPEX REGULATED CO'S ONLY	74,428	
	100926	PREPARATION & STD CONTR. DOC.	2,053	
	100928	COST ESTIMATING MANAGEMENT	6	
	100929	ENGINEERING SUPERVISION	3,447	
	100937	GIS GOVERNANCE & PLANNING	2,147	
	100947	DISTRIBUTION REPLACEMENT	2,831	
	43422730	CONSTRUCT HS MAINS FOR POOL 3	54,456	
	43422799	CONSTRUCT HS MAINS FOR POOL 3	4,745	
	43423130	CONSTRUCT BS&TANK FOR POOL 3	37,133	
	43423230	CONSTRUCT WTP FOR POOL 3	157,203	
	50117748	DESIGN BOOSTER PUMP STATION & TANK POOL3	526	
	888888	OH-BENEFITS OVERHEAD	50,770	
	999999	OH-GENERAL OVERHEAD	6,279	
	Operations Total			400,008
Rates & Revenue	101019	2008 KY AMERICAN RATE CASE	32,671	
	888888	OH-BENEFITS OVERHEAD	1,056	
	999999	OH-GENERAL OVERHEAD	21	
Rates & Revenue Total			33,748	
Risk Management	100560	CO 12 (KY) DIR CHG CAPEX	2,011	
	100736	CP-CAPEX REGULATED CO'S ONLY	4,177	
	888888	OH-BENEFITS OVERHEAD	569	
	999999	OH-GENERAL OVERHEAD	102	
Risk Management Total			6,860	
Water Quality	100736	CP-CAPEX REGULATED CO'S ONLY	2,823	
	100935	AUTOMATED METER READING GUIDANCE & GOVERNANCE	(2,909)	
	100936	WASTEWATER CONDITION ASSESSMENT	122	
	100938	MONITORING FOR WATER SECURITY	2,370	
	100939	PIPE CONDITION ASSESSMENT	90	
	100940	PIPE REPLACEMENT NEEDSENT	651	
	888888	OH-BENEFITS OVERHEAD	19,253	
	999999	OH-GENERAL OVERHEAD	16,553	
	Water Quality Total			38,952
Grand Total			891,627	

Kentucky -American Water Company
 Commission Staff's Second Set of Information Requests
 Question #19d

Baryenbruch Study Table 1 Breakdown by Object Account
 12 Months Ended September 30, 2009

Object Account	Object Account Description	Baryenbruch Table 1 Category		
		Engineering	Operations	Water Quality
501200	Labor	-	519,708	94,004
501711	Incentive Plan-Off-Annual	(96)	106,227	8,060
504100	Group Ins Maintenance	(33)	(89)	(18)
504342	401 K Restoration Exp		285	
504500	Other Welfare Maintenance	887	207	358
504610	Employee Awards		62	165
504620	Employee Physical Exam		141	5
504670	Training		2,453	106
507100	401k	2	7,190	1,779
508101	Defined Contribution Plan		9,947	1,567
520100	Materials & Supplies Operations		188	
532000	Contract Services-Accounting		1,237	
533000	Contract Services-Legal		2,092	257
534998	Benefit Overhead	8,873	254,672	41,627
534999	General Overhead	349	69,348	47,301
535000	Contract Services-Other		10,386	8,495
535001	Contract Services-Temp Employee			1,119
536000	Contract Services-Lab Testing		720	(12,262)
541000	Rents-Real Property	622	4,734	1,589
541400	Rents-Equipment		37	923
550000	Transportation IT-Admin		6,151	243
550001	Transportation Lease Cost		7,259	
550002	Transportation Lease Fuel		5,297	1
550003	Transportation Lease Maintenance		1,732	
575000	Miscellaneous	4	4,585	(23,701)
575002	Misc General Office		54	3,320
575030	Advertising			126
575140	Charitable Contributions Deduct		36	
575240	Co Dues/Membership Deduct		28	
575242	Co Dues Deduct AWWA	18	6	
575280	Dues/Membership Deductible	6	115	336
575320	Electricity			(265)
575340	Employee Expense P/R JE	26	23,583	2,636
575342	Employee Exp Conf/Registration		695	1,912
575350	Meals Deduct	87	3,688	392
575351	Meals Non Deduct	87	3,372	392
575420	Forms		19	
575460	Grounds Keeping			218
575480	Heat - Oil/Gas			-
575500	Janitorial			747
575545	Lab Supplies		10	
575620	Office & Admin Supplies	11	1,436	40,287
575625	Overnight Shipping		804	168
575640	Penalties Nondeductible		228	
575660	Postage		0	207
575670	Relocation Expenses		640	575
575710	Security Service			216
575715	Software Licenses & Support		4,202	408
575740	Telephone	6	498	2,007
575741	Cell Phone		1,836	173
575775	Trade Shows	33		
575780	Trash Removal			159
575998	PCard Undistributed	27	905	42
620000	Materials & Supplies Maintenance		1,197	
675000	Misc Maintenance		7,224	7,022
675250	Comp Equip Hardware		13	117
675350	HVAC Equipment			843
675450	Office Equipment			105
680110	Depreciation Exp-General	122	9,154	26,218
685200	Property Taxes		0	(218)
685325	FICA		0	
722306	Gains Other Non-OR		(799)	(84)
760500	Non-Op Employee Exp Deduct		13	
810300	Interest Cap Lease-Outside			50
810301	Interest Cap Lease-AW02			483
Grand Total		11,031	1,073,526	260,216

AGREEMENT

Agreement dated January 1, 1989, between AMERICAN WATER WORKS SERVICE COMPANY, INC., a Delaware corporation (hereinafter "Service Company"), and KENTUCKY-AMERICAN WATER COMPANY, a Kentucky corporation (hereinafter "Water Company").

The background of this Agreement is that:

1. Both Service Company and Water Company are subsidiaries of American Water Works Company, Inc., a Delaware corporation (hereinafter "American").
2. Water Company has been organized for and is presently engaged in the business of providing potable water as a public utility in the State of Kentucky.
3. Service Company maintains an organization whose officers and employees are familiar with all facets of the water utility business, including the development, business and property of Water Company, and are experienced in the efficient management, financing, accounting and operation of water utility properties and the extension and improvement thereof. The officers and employees of Service Company are qualified to aid, assist and advise Water Company in its business operations through the services to be performed under this Agreement.
4. Service Company has provided administrative and operating services to Water Company for many years, the past 17 years pursuant to an agreement dated January 1,

1971. Because Water Company is of the opinion that it cannot obtain the same quality and diversification of services on a comparable economic basis elsewhere, it proposes to enter into a new agreement with Service Company more specifically defining the types of services available to it.

5. Service Company has entered or proposes to enter into agreements similar to this agreement with other affiliated water companies (hereinafter collectively "Water Companies").
6. The services to be rendered under this agreement are to be rendered by Service Company to Water Companies at their cost to Service Company, as hereinafter provided.

NOW, THEREFORE, in consideration of the premises and mutual agreements herein contained, the Water Company and Service Company agree that:

ARTICLE 1. PERSONNEL AND SERVICES TO BE PROVIDED

1.1 During the term of this agreement and upon the terms and conditions hereinafter set forth, Service Company shall provide corporate guidance for Water Company. In addition to the guidance provided by the officers and employees of Service Company through the coordination of functional activities for all subsidiaries of American, the officers and employees of Service Company shall furnish and Water Company shall purchase from Service Company, the following services: Accounting, Administration, Communication, Corporate Secretarial, Engineering, Financial, Human Resources,

Information Systems, Operation, Rates and Revenue, Risk Management and Water Quality, together with such other services as Water Company and Service Company may agree; provided, however, that Water Company may perform the service with its own personnel or engage another company or person to provide those services on its behalf. Service Company by mutual consent may engage another Company or person to provide such services on its behalf.

1.2 Service Company shall employ qualified officers and employees and those persons shall be available for election by Water Company to serve as officers of Water Company.

1.3 Without limitation, services to be provided by the Service Company shall be rendered as follows:

A. **Accounting:** Service Company shall assist in the preparation and implementation of accounting methods and procedures to determine that they conform fully to the requirements, rules and regulations of governmental authorities having jurisdiction and review Water Company's monthly financial reports, annual reports and other reports to stockholders and to any governmental authorities. It shall advise and assist in the establishment and maintenance of current record keeping techniques; review accounting procedures, methods and forms; and evaluate systems of internal control for receipt and disbursement of funds, materials and supplies, and other assets. Service Company shall maintain accounting records as required by Water Company. When appropriate, Service Company shall cooperate and consult with Water Company's independent certified public accountants.

Service Company shall assist in the preparation of operating and construction budgets and monitor the control over such budgets by comparing experienced costs to the projections.

Service Company shall prepare or assist in the preparation of federal, state and local tax returns for and to the extent required by Water Company.

B. Administration: Service Company shall make qualified employees available to perform or assist in the performance of Water Company's corporate activities. Those employees shall keep themselves informed on all aspects of Water Company's operations and shall regularly visit Water Company's facilities. They shall make recommendations to Water Company for operating expenditures and for additions to and improvements of property, plant and equipment. They shall keep abreast of economic, regulatory, governmental and operational developments and conditions that may affect Water Company; and advise Water Company of any such developments and conditions to the extent that they may be important to Water Company. Service Company shall provide an internal audit staff for periodic audits of accounts, records, policies and procedures of Water Company and submit reports thereon.

C. Communications: Service Company shall recommend procedures to promote satisfactory relations with employees, customers, communities and the general public and assist in the preparation of communication materials, (including press releases, brochures, audio visual presentations and speeches) plant tours, public exhibits and displays and other related services to inform the public.

D. Corporate Secretarial: Service Company shall maintain, in such places and manner as may be required by applicable law, documents of Water Company, such as minute books, charters, by-laws, contracts, deeds and other corporate records, and shall administer an orderly program of records retention. It shall maintain, or arrange for the maintenance of, records of stockholders of Water Company, prepare or arrange for the preparation of stock certificates, perform duties relating to the transfer of stock and perform other corporate secretarial functions as required including preparation of notices of stockholder and director meetings and the minutes thereof.

Service Company shall review and may assist in the preparation of documents and reports required by Water Company such as deeds, easements, contracts, charters, franchises, trust indentures and regulatory reports and filings.

E. Engineering: Service Company shall advise, and provide engineering services to assist Water Company in planning for, operating, maintaining and constructing its facilities.

It shall conduct distribution system surveys and hydraulic analyses and prepare or review maps, charts, operating statistics, reports and other pertinent data.

It shall assist Water Company in the proper maintenance and protection of Water Company properties by periodic inspection of its structures, tanks, reservoirs, dams, wells and electrical and mechanical equipment.

The engineering services provided by Service Company shall also include the conduct of field investigations as necessary to

obtain engineering information and, when required, the preparation of studies, reports, designs, drawings, cost estimates, specifications, and contracts for the construction of additions to or improvements of Water Company's source of supply, treatment plant, pumping stations, distribution system, and such other facilities as Water Company may request. Service Company shall provide a Materials Management Program to arrange for the purchase of equipment, materials, and supplies in volume on a basis advantageous to Water Company and assist in the evaluation of new and existing products and application procedures.

F. Financial: Service Company shall assist in the development and implementation of financing programs for Water Company, including the furnishing of advice from time to time on securities market conditions and the form and timing of financing; advise concerning arrangements for the sale of its securities; and assist in the preparation of necessary papers, documents, registration statements, prospectuses, petitions, applications and declarations. It shall prepare reports to be filed with, and reply to inquiries made by, security holders and bond and mortgage trustees.

Service Company shall assist Water Company in cash management including arrangements for bank credit lines, establishment of collection policies, and development of temporary investment programs.

Service Company shall provide assistance to Water Company in the preparation of all financial reports.

G. Human Resources: Service Company shall assist in obtaining qualified personnel for Water Company; in establishing appropriate rates of pay for those employees; and in negotiating with bargaining units representing Water Company employees. It shall carry out training programs for the development of personnel and advise and assist Water Company regarding personnel. It shall also advise and assist Water Company in regard to group employee insurance, pension and benefit plans and in the drafting or revising of those plans when required. It will keep Water Company apprised of all employment laws and develop procedures and controls to assure compliance.

H. Information Systems: Service Company shall make available to Water Company electronic data processing services. Those services shall include customer billing and accounting, preparation of financial statements and other reports including those required by Federal and State agencies.

I. Operation: Service Company shall develop and assist in the implementation of operating procedures to promote the efficient and economic operation of Water Company. Periodic operational reviews will be performed by Service Company personnel and any deviations from adopted procedures will be reported to Water Company.

J. Rates and Revenue: Service Company personnel shall make recommendations for changes in rates, rules and regulations and shall assist Water Company in the conduct of proceedings before, and in its compliance with the rulings of, regulatory bodies having jurisdiction over its operation. These personnel

shall keep abreast of economic and regulatory developments and conditions that may affect Water Company; and advise Water Company of any such developments and conditions to the extent that they may be important to Water Company. Rates and Revenue personnel shall assist in the preparation of rate filings or applications and the supporting documents and exhibits requested or required by the Water Company and their respective regulatory commissions. Service Company shall also provide qualified personnel to testify on Water Company's behalf as required during any regulatory proceedings.

K. Risk Management: Service Company shall provide a Risk Management Program to review the exposures to accidental loss of the Water Company, recommend efficient methods of protection either through the purchase of insurance, self-insurance or other risk management techniques and arrange for the purchase of insurance coverage. It shall also supervise investigation procedures; review claims; and negotiate and assist in, and evaluate proposals for, settlement at the request of Water Company. It shall assist in the establishment of safety and security programs to avoid or minimize risk and loss.

L. Water Quality: Service Company shall assist Water Company to comply with standards of governmental agencies and establish and attain water quality objectives of the Water Company. It shall assist in providing design criteria for processes, coordinating with public agencies, developing approaches and solutions to water quality problems, and providing

technical assistance and general direction for Water Company personnel.

It shall also provide laboratory services for programmed analyses as required by drinking water regulations, and special analyses as required by Water Company.

ARTICLE II. PAYMENT FOR SERVICES

2.1 In consideration for the services to be rendered by Service Company as hereinabove provided, Water Company agrees to pay to Service Company the cost thereof determined as provided in this Article II and in Article III.

2.2 All costs of service rendered by Service Company personnel for Water Company or in common with other Water Companies shall be charged to Water Company based on actual time spent by those personnel as reflected in their daily time sheets or other mutually acceptable means of determination.

2.3 All costs of Service Company incurred in connection with services rendered by Service Company which can be identified and related exclusively to Water Company, shall be charged directly to Water Company.

2.4 All costs incurred in rendering services to Water Company in common with similar services to other Water Companies which cannot be identified and related exclusively to services rendered to a particular Water Company, shall be allocated among all Water Companies so served, or, in the case of costs incurred with respect to services rendered to a particular group of Water

Companies, among the members of such group, based on the number of customers served at the immediately preceding calendar year end.

2.5 Cost for support personnel (secretaries, clerical personnel, clerks, messengers, telephone operators, mail clerks, and other incidental support personnel of the Service Company) as well as the cost of lease payments, depreciation, utilities and other costs associated with leasing office space and equipment by Service Company shall be allocated among the Water Companies on the basis of the proportion of the aggregate cost allocated under Sections 2.3 and 2.4.

ARTICLE III. ALLOWANCE FOR OVERHEAD

3.1 In determining the cost to be assessed by Service Company for the rendering of services to Water Company as herein provided, there shall be added to the salaries of all officers and employees for whose services charges are to be made, a percentage sufficient to cover the general overhead of Service Company, as defined below, properly allocable thereto. Such percentage shall be calculated each month and shall be the ratio of the total general overhead of the Service Company for the month to the total salaries of the employees for whose service charges are to be made to the Water Companies. No general overhead of Service Company shall be added to costs incurred for services of non-affiliated consultants employed by Service Company.

3.2 The term "general overhead" shall include:

- (a) pension and insurance premiums paid for the benefit of Service Company employees,

- (b) legal and other fees for services rendered to the Service Company,
- (c) taxes,
- (d) other general office supplies and other similar expenses, and
- (e) interest on working capital.

ARTICLE IV. BILLING PROCEDURES AND BOOKS AND RECORDS

4.1 As soon as practicable after the last day of each month, Service Company shall render a bill to Water Company for all amounts due from Water Company for services and expenses for such month plus an amount equal to the estimated cost of such services and expenses for the current month, all computed pursuant to Articles II and III. Such bill shall be in sufficient detail to show separately the charge for each class of service rendered. All amounts so billed shall reflect the credit for payments made on the estimated portion of the prior bill and shall be paid by Water Company within a reasonable time after receipt of the bill therefore.

4.2 Service Company agrees to keep its books and records available at all times for inspection by representatives of Water Company or by regulatory bodies having jurisdiction over Water Company.

4.3 Service Company shall at any time, upon request of Water Company, furnish any and all information required by Water Company with respect to the services rendered by Service Company

hereunder, the costs thereof, and the allocation of such costs among Water Companies.

ARTICLE V. OTHER AGREEMENTS

5.1 It is understood by Water Company that Service Company has entered or may enter into similar agreements with other Water Companies that are affiliated with American to which similar services are to be furnished. Service Company will not enter into agreements to perform similar services for other companies on terms more favorable than those provided herein.

5.2 It is understood by Water Company that Service Company has entered or may enter into an agreement or agreements with American and certain other companies not engaged in the water or sewer service business to which limited services are to be furnished; Water Company consents to such additional agreements, provided, however, that no part of the cost of furnishing such services will be charged to Water Company.


ARTICLE VI. TERM OF AGREEMENT

This agreement shall become effective as of the later of (a) the date first mentioned above or (b) the date the parties receive the last of any necessary approvals of governmental regulatory agencies having jurisdiction in the premises. Upon becoming effective, this agreement shall be the sole agreement between the parties concerning the subject matter hereof and shall supersede all prior agreements, written or oral, including the agreement dated January 1, 1971, which shall terminate on the date this

agreement becomes effective. This agreement shall continue in full force and effect until terminated by either of the parties hereto giving the other party hereto ninety day's notice in writing; provided, however, that this agreement shall terminate as of the date Water Company or Service Company ceases to be an affiliate of American.

IN WITNESS WHEREOF, Service Company and Water Company have caused this agreement to be signed in their respective corporate names by their respective Presidents or Vice Presidents, and impressed with their respective corporate seals attested by their respective Secretaries or Assistant Secretaries, all as of the day and year first above written.

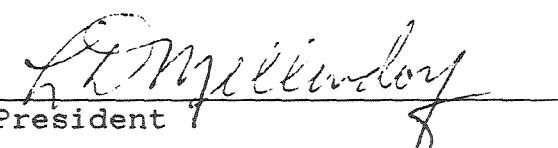
ATTEST:




AMERICAN WATER WORKS SERVICE
COMPANY, INC.

By

President



ATTEST:



KENTUCKY-AMERICAN WATER COMPANY

By

President



**KENTUCKY-AMERICAN WATER COMPANY
CASE NO. 2010-00036
COMMISSION STAFF'S SECOND SET OF INFORMATION REQUESTS**

Witness: Michael A. Miller

20. In Case No. 2004-00103, Kentucky-American's forecasted management fees were:

Belleville Lab	\$ 190,529
Call Center/National Customer Care Center	831,065
Corporate	707,381
ITS Shared Service	819,399
Shared Service	448,017
Southeast Region	<u>+ 804,286</u>
Total	<u>\$ 3,800,677</u>

Of this total, the Commission allocated \$367 to other operations, removed business development costs of \$117,525, and permitted the recovery of \$3,682,785 through general rates. The forecasted management fees in this case are \$9,082,929, a 138.98¹ percent increase.

- a. Restate the amounts shown in Kentucky-American's Response to Commission Staff's First Set of Information Requests, Item 1(a), W/P3-5 at 2, using the Service Company categories used in Case No. 2004-00103 as shown above.
- b. State the reasons for the change in the level of each forecasted Service Company charge in this case as compared to that of Case No. 2004-00103.
- c. List each business development cost included in the forecasted Management Fees of this case, state whether it is directly assignable or allocated, and describe the services associated with the cost.

Response:

- a. The figure of \$9,082,929 was revised to \$8,949,064 as a result of a Service Company budget revision which was finalized after the initial Kentucky filing. The breakdown of the revised amount into the categories requested above is as follows:

<u>Belleville Lab</u>	<u>\$ 209,420</u>
<u>Call Center/National Customer Care Center</u>	<u>1,838,660</u>
<u>Corporate</u>	<u>2,751,572</u>
<u>ITS Shared Service</u>	<u>1,716,682</u>
<u>Shared Services</u>	<u>626,979</u>
<u>Eastern Division/Southeast Region</u>	<u>1,805,751</u>
Total	\$ 8,949,064

¹ \$9,082,929 (Current Forecast) - \$3,800,677 (Forecast 2004-00103) = \$5,282,252 ÷ \$3,800,677 (Forecast 2004-00103) = 138.98%.

- b. Please see the attached document for an explanation of the increases in AWWSC costs charged to KAW in this case compared to the AWWSC costs included in the Company's filing in case number 2004-00103. The Company would like to emphasize that the question only relates to the increase in AWWSC charges and does not consider savings to KAW from the shift of services that were embedded in KAW's non-AWWSC costs (i.e. labor, labor benefits, capital costs associated with shared assets now purchased at AWWC, etc.) that have been shifted to AWWSC functions since completion of the 2004 rate case. This analysis does not capture: improvements in service levels and lower transactional costs of the transition of services on a shared based from KAW to AWWSC (i.e. 24/7 customer service; on-line, real time access to in truck computers for service orders; direct contact with customers for emergency orders vs. after hours emergency contract call handling; enhanced purchasing power through the national procurement function; and national cash management and access to the public debt markets through AWCC, etc.). Mr. Miller addresses the shift in costs from KAW to AWWSC, and the benefits and savings from that shift in his direct testimony and the attached Exhibit MAM-7. The Company believes the testimony of Mr. Miller demonstrates that the customers of KAW have benefited both in service levels and cost of service from these realignments of KAW and AWWSC functions.

- c. Please see attached for a breakdown of the business development costs in the forecast period by object account. The business development allocations for the forecast period are based on billed actual charges. For 2009, the breakdown between signed and allocated charges was approximately 34% and 66% respectively.

For the electronic version, refer to KAW_R_PSCDR2#20_043010.pdf.

ATTACHMENT TO PSCDR2#20 Subpart b

Explanation of Increases in Management Fee Expense:

Case projected costs.

Category	2010 Case	2004 Case	2010 vs. 2004 Increase	%age
Belleville Lab	\$ 209,420	\$ 190,529	\$ 18,891	9.91%
Call Center/Nat'l Customer Care Center	1,838,660	831,065	1,007,595	121.24%
Corporate	2,751,572	707,381	2,044,191	288.98%
ITS Shared Service	1,716,682	819,399	897,283	109.50%
Shared Services	626,979	448,017	178,962	39.95%
Eastern Division/Southeast Region	1,805,751	804,286	1,001,465	124.52%
Total	\$ 8,949,064	\$3,800,677	\$ 5,148,387	135.46%

	Total Service Co. Increase	* KAWC (%age)	KAWC Service Co. Increase
Increase in Allocation of "Common" Costs due to KAWC Cust. Growth			\$ 154,320
Overall expense Inflation at 3.00% per year excluding labor and related Pension Expense Increase			\$ 727,284
Group Insurance & OPEB Increase	\$ 18,013,914	3.59%	\$ 646,700
Increased Depreciation on Service Company Assets (primarily ITS)	\$ 8,210,902	3.59%	\$ 294,771
Additional Interest Expense (primarily to finance assets)	\$ 15,881,979	3.59%	\$ 570,163
	\$ 2,578,980	3.59%	\$ 92,585
** (Staffing Expenses)	FTE's		
Additional Call Center Positions	387	\$18,999,921	3.59% \$ 682,097
Additional Positions for Corp. Audit	4	\$ 523,684	3.59% \$ 18,800
Additional Positions for Corp. Benefit Service Center	15	\$ 1,595,601	3.59% \$ 57,282
Additional Positions for Corp. Finance	31	\$ 4,616,604	3.59% \$ 165,736
Additional Positions for Corp. HR	7	\$ 916,448	3.59% \$ 32,900
Additional Positions for Corp. Investor Relations	3	\$ 687,336	3.59% \$ 24,675
Additional Positions for Corp. Legal	12	\$ 2,258,389	3.59% \$ 81,076
Additional Positions for Corp. Supply Chain	33	\$ 4,050,371	3.59% \$ 145,408
Additional Positions for Corp. Operations Svcs. & Reg. Operations	35	\$ 4,009,458	3.59% \$ 143,940
Additional Positions for ITS	31	\$ 4,312,213	3.59% \$ 154,808
Additional Positions for Shared Services	1		\$ 87,000
Additional Positions for Southeast Region	8		\$ 840,000
Miscellaneous			\$ 228,840
Total	605		\$5,148,387

* Kentucky's share of Service Company expenses was estimated using their 2009 customer percentage of 3.59%

** Additional staffing expenses were calculated by taking the average 2009 salary per employee in the department and adding a 3% average merit increase for 2010, as well as labor and general overhead percentages of approximately 52%.

Increases that Affect All Service Company Location Costs Billed to KAWC:

Pension Expense:

Pension costs have increased significantly from the 2004 case to the present. The total Service Company’s pension expense in 2004 was only \$1.4m. In 2009, the total Service Company pension expense (The Defined Benefit Plan plus the Defined Contribution Plan * see note below) was \$20.8m. KAWC was charged approximately \$646,000 of this increase. The effect of this increase is reflected in the amounts for all of the Service Company locations.

* Beginning January 1, 2006 new employees are not eligible to participate in the Defined Benefit Plan, but rather are part of the Defined Contribution Plan.

Group Insurance & OPEB Expense:

Health Insurance costs have increased significantly from the 2004 case to the present. The total Service Company’s Group Insurance and OPEB expense in 2004 was \$11.0m. In 2009, the total Service Company Group Insurance and OPEB expense was \$19.0m. KAWC was charged approximately \$294,000 of this increase. The effect of this increase is reflected in the amounts for all of the Service Company locations.

Growth in Customers:

KAWC’s growth in customers has outpaced the growth of American Water System. From year-end 2004 to year-end 2009, KAWC’s customer count grew 7.93%, while the AW System total only grew 4.17%. This resulted in KAWC being charged more in the Service Company’s allocation of “common costs.” KAWC’s share of common costs allocation based upon customer count at year-end 2004 was 3.47%. KAWC’s share grew to 3.59% at year-end 2009. Please see the table below.

	KAWC	AW SYSTEM TOTAL	KAWC TO TOTAL
2004 CUSTOMERS	110,790	3,193,681	3.47%
2009 CUSTOMERS	119,573	3,326,844	3.59%
INCREASE IN CUSTOMERS	8,783	133,163	
% INCREASE IN CUSTOMERS	7.93%	4.17%	

BELLEVILLE LAB:

The lab costs increased at an annual rate of only 1.0%.

CALL CENTER:

The increases in Customer Service expenses are largely a result of employee staffing expenses at both of the customer call centers in Alton, Illinois and Pensacola, Florida. There were two main reasons for the increased staffing levels. First, prior to 2006 a number of technological improvements were implemented and expected to reduce the number of Customer Service Representatives (“CSRs”) required to provide service. These changes were anticipated to continue throughout the 2006 to 2009 time period. Unfortunately, the initial changes were not as successful as expected and required increasing CSR numbers to avoid the deterioration of performance. The second factor contributing to the increase in call handling staff was the increasing level of call volume at both centers. Call volume per customer has been increasing steadily over the years (see chart below). Both of these factors caused Call Center staff to increase by 387 FTE’s from 2003 to 2009.

Year	Customers	Calls Offered	Calls/Customer
2003	2,639,148	2,976,363	1.13
2004	2,975,366	3,542,496	1.19
2005	3,249,453	4,181,441	1.29
2006	3,292,081	4,182,186	1.27
2007	3,308,296	4,402,125	1.33
2008	3,384,175	4,430,301	1.31
2009	3,389,053	4,373,010	1.29

CORPORATE:

Audit - Staffing levels increased by 4 FTE’s to handle the additional internal and external financial and regulatory controls of the Securities and Exchange Commission as well as the Sarbanes-Oxley Act.

Communications/External Affairs - Corporate Communication added 12 positions and reorganized into 3 functions categorized as Internal Communications, External Communications and Governmental Relations. This staffing and reorganization took place to address the increased communications and reporting needs associated with being a publicly traded company.

Finance - Added an additional 31 FTEs during the period to add corporate governance, planning and reporting, income tax and treasury functionality. These employees were required to address additional accounting pronouncements, enhance the planning efforts, as well as the increased reporting and financial activities related to our transition to a publicly traded company in 2008.

In addition to the senior level positions of Controller, Treasurer, VP of Accounting and VP of Planning and Reporting, staffing level positions were increased to support the functions mentioned below.

Planning - additional personnel in the planning and reporting area to improve the planning and reporting process, and oversee the new Hyperion planning software on a national basis.

Accounting - additional staff to improve accounting research capability, perform employee benefit plan accounting for all subsidiaries, and improve the accounting consolidation process. In addition to improving internal processes, and speeding up compliance with accounting standards, this addition will also reduce reliance on outside consultants for guidance about and performance of evaluations of compliance steps necessary to meet growing numbers of required accounting changes.

Income Tax - the income tax group added additional staff due to increased federal tax activities in the department.

Treasury - additional staff to assist in the management of insurance and benefit plan assets as well as American Water Capital Corporation, Inc. financing and cash management activities.

Human Resources - The Corporate Human Resources department grew by 7 employees from 2004 to 2009 to support increased employee relations, managing compensation and benefits, training, organizational development issues as well as supporting negotiations for new contracts with bargaining units. Also in 2006, the employee benefits unit was created, totaling 15 positions in 2009, to centralize employee benefit record keeping, informational requests and to comply with new federal HIPPA regulations on securing employee information.

Investor Relations - A 3-person department (VP-Investor Relations, Manager and Administrative Assistant) was created in 2005 to deal with the preparation and distribution of financial information released to American Water Works investors and security analysts and to cultivate relationships with the financial community. This function plays a key role in assuring that American Water has access to the equity markets and sources of financing for the operating utilities.

Legal - Staff in the corporate legal function increased by 12 persons from 2003 to 2009 in order to comply with the increased regulatory and SEC filings arising from being a publicly traded company, as well as to reduce the amount of outside legal costs for employee relations, compliance and contracts.

Operations - For the period from 2004 to 2009 the company expanded its Operation Risk Management group and its Asset Management group to enhance employee and plant safety initiatives and controls related to both physical property as well as network and software system assets. As a result of the expanded level of these services, KAWC is currently allocated 1 additional FTE over the level in 2004.

Property - As a result of staffing increases mentioned above, the Service Company has added additional locations. In 2006 the Shared Services Center (SSC) moved to a new location in Cherry Hill, New Jersey from its previous location in Mount Laurel, New Jersey. It also later expanded into an additional section of the new building in 2008. The newly created Supply Chain group is now in the former SSC location. Other locations were rented to house the additional ITS staff and Benefits Service center employees. These new locations resulted in increased rent expense and depreciation over the six year period.

Supply Chain - The supply chain group was created in 2004, and presently consists of 33 employees as of December 2009. Members of the Supply Chain function team utilize strategic sourcing methods to procure products and services for all American Water subsidiaries for commonly purchased volume items such as chemicals, pipe and meters. This allows all regulated utilities to take advantage of the combined economies of scale on common supplies and services.

In addition to the increased staffing levels in the departments mentioned above, Corporate Service Company was also impacted by the pension, group insurance and OPEB changes mentioned above.

ITS:

Information system expenses increased as a result of supporting a number of software and hardware enhancement programs for the organization. Over the six year period between 2004 and 2009, American Water introduced over 12 new applications into our environment and countless enhancements and improvements that supported all aspects of our business.

These applications included systems like Service First which supports the field service work orders, Hyperion which supports our financial consolidation, budgeting and planning processes, PowerPlant which supports the management of our fixed assets and capital programs, a new Internet site focused on customer education and information access, and many other applications that support treasury, recruiting, sales and use tax, operations data management and reporting and others. The company also replaced our outdated phone systems with VOIP and consolidated CISCO telephone systems and added additional resources to manage the network bandwidth, the routers and switches as well as the new phone systems.

The amount of these improvements shared with all affiliated utilities was approximately \$61 million dollars, and caused increased levels of depreciation and maintenance expenses to be allocated among all affiliated companies over the 6 year period.

Due to the increased applications and their support, the ITS department added 31 positions from 2004 to 2009. The remainder of the ITS increase in costs was the result of increased depreciation, maintenance and interest expense on the enhancement programs discussed above.

SHARED SERVICES:

The Shared Service Center (SSC) has undergone a significant change due to the adoption of the Sarbanes Oxley Act (SOX).

Currently the company maintains approximately 250 SOX controls. Approximately 70 of those controls are maintained at the SSC. Although the SSC has not added any positions for which the job responsibilities are solely to maintain compliance with the controls, it has added accounting positions since 2004. These accounting positions were necessary to accommodate the increased effort to bore throughout the center to ensure SOX compliance.

The SSC costs increased at an annual rate of approximately 5.7%. If the effects of inflation (at 3.0%) were removed from the overall costs increase of \$178,962, approximately \$87,000 is attributable to the increased SOX compliance effort.

EASTERN DIVISION/SOUTHEAST REGION:

Regional/Divisional support from Service Company to Kentucky American increased by a level of approximately 8 FTE's from the Eastern Division/Southeast Region since 2004. Positions included 1-legal; 1-maintenance; 1-external affairs; and 5 regional customer care representatives (FRCC). The legal and external affairs positions were due to increased SOX controls and reporting compliance activities. The 5 FRCC's were added in 2009 to increase local customer service support. This group works as a local interface with the national Call Centers to more effectively handle certain customer care issues. Many of these positions were shifted from direct labor at KAW and the other divisional regulated subsidiaries to create economies of scale by utilizing these employees on a shared basis with other divisional regulated subsidiaries.

Kentucky -American Water Company
Commission Staff's Second Set of Information Requests
Question #20c

Kentucky-American Service Company Business Development Charges
For the 12 Months Ending September 2011 by Object Account (O&M)

Object Account	Object Account Description	Business Development
501200	Labor	107,272
501711	Incentive Plan-Off-Annual	20,456
501716	Compensation Exp-Options	1,576
501718	Compensation Exp-Restricted Stock Units	1,802
504100	Group Ins Maintenance	8,643
504500	Other Welfare Maintenance	86
504670	Training	1,449
505100	PBOP	3,234
506100	Pension	15,262
507100	401k	1,705
508101	Defined Contribution Plan	3,297
532000	Contract Services-Accounting	739
533000	Contract Services-Legal	8,033
535000	Contract Services-Other	8,533
550000	Transportation IT-Admin	128
550001	Transportation Lease Cost	4,230
550002	Transportation Lease Fuel	2,072
550003	Transportation Lease Maintenance	249
556000	Insurance Vehicle	12
557000	Insurance Gen Liability	2,349
558000	Insurance Work Comp	586
559000	Insurance Other	56
575000	Miscellaneous	935
575002	Misc General Office	644
575130	Brochures and Handouts	914
575240	Co Dues/Membership Deduct	64
575280	Dues/Membership Deductible	1,124
575340	Employee Expense P/R JE	6,609
575342	Employee Exp Conf/Registration	1,570
575350	Meals Deduct	3,574
575351	Meals Non Deduct	3,574
575620	Office & Admin Supplies	736
575625	Overnight Shipping	54
575670	Relocation Expenses	190
575715	Software Licenses & Support	2,308
575740	Telephone	351
575741	Cell Phone	1,982
575742	Data Lines	121
575775	Trade Shows	1
685320	FUTA	29
685325	FICA	6,665
685350	SUTA	166
Grand Total		223,380