

KENTUCKY-AMERICAN WATER COMPANY
Case No. 2008-00427
Forecasted Test Period Ending May 31, 2010

TABLE OF CONTENTS – WORKPAPERS FOR O & M EXPENSES

<u>Description</u>	<u>Reference</u>
Labor	W/P – 3-1
Fuel & Power	W/P – 3-2
Chemicals	W/P – 3-3
Waste Disposal	W/P – 3-4
Management Fees	W/P – 3-5
Group Insurance	W/P – 3-6
Pension	W/P – 3-7
Regulatory Expense	W/P – 3-8
Insurance, Other Than Group	W/P – 3-9
Customer Accounting	W/P – 3-10
Rents	W/P – 3-11
General Office Expense	W/P – 3-12
Miscellaneous	W/P – 3-13
Maintenance Expense	W/P – 3-14
Purchased Water Expense	W/P – 3-15

**KENTUCKY AMERICAN WATER
LABOR SUMMARY
CASE NO: 2008-00427**

	June 09	July 09	Aug 09	Sept 09	Oct 09	Nov 09	Dec 09	Jan 10	Feb 10	March 10	Apr 10	May 10	
Adjusted Labor													
KAWC Water	149,167	155,218	142,615	148,965	149,167	143,145	156,163	143,509	137,121	156,338	155,274	148,293	1,784,995
Capital Summary	552,291	580,274	529,576	557,260	552,291	548,480	594,744	543,343	515,167	585,135	576,280	553,976	6,688,837
O & M Summary	31,293	32,713	29,874	31,293	31,293	29,874	32,713	29,874	28,454	32,713	32,546	31,069	373,711
Incentive	732,751	768,205	702,065	737,538	732,751	721,499	783,620	716,726	680,762	774,186	764,100	733,338	8,847,543
Total Labor	5,184	5,586	5,023	5,424	5,184	5,502	5,825	5,232	4,832	5,312	5,573	5,407	64,084
Owenton Sewer O & M	731	731	731	731	731	731	731	730	730	730	755	755	8817
Boonesboro Sewer O & M	1462	1462	1462	1462	1462	1473	1473	1473	1473	1473	1518	1518	17711
Bluegrass Station O & M													
Sorted labor:													
Hourly	406,379	427,162	390,366	411,166	406,379	409,800	442,577	405,265	383,974	433,141	424,629	408,124	4,948,962
Salary	296,045	309,296	282,791	296,045	296,045	282,791	309,296	282,552	269,299	309,297	307,890	295,110	3,536,457
													8,485,419

Adjusted labor summary by account

Capital	665200	35,818
O & M	184100	1,784,995
	673200	882,969
	660000	483,175
	902200	670,853
	662200	831,766
	642100	1,156,657
	630200	197,097
	920000	907,312
	640000	815,083
	901000	49,412
	676200	85,398
	903200	178,102
Incentive	920500	373,711
	675200	395,195
Total		8,847,543

DCP, 401k Cost, Retiree Med

DCP Expense	10,563	11,045	10,082	10,563	10,563	10,249	11,228	10,249	9,759	11,228	10,927	10,430	126,886
401k Expense	9,808	10,253	9,363	9,808	9,808	9,470	10,369	9,470	9,010	10,369	10,163	9,695	117,585
Retirees Med Exp	855	855	855	855	855	855	855	855	856	856	856	856	10,264

FICA Excess

50085740 VP Operations (Large)	10,999	11,499	10,500	10,999	10,999	10,500	11,499	10,500	10,000	11,499	11,440	10,920	131,354
12000052 President (States)	18,716	19,567	17,865	18,716	18,716	17,865	19,567	17,865	17,014	19,567	19,465	18,579	223,502
50416677 Director Engineering	10,982	11,482	10,483	10,982	10,982	10,483	11,482	10,483	9,984	11,482	11,422	10,903	131,150

21.06%
78.94%

CATEGORY	PRNUMBER	NAME2	TITLE	BUSUNIT	OBJECT	SUB	PDBA	JUN 09_HRI	JUL 09_HRI	AUG 09_HRI	SEP 09_HRI	OCT 09_HRI	NOV 09_HRI
O&M	12004324	Adams, Tobey J.	Engineering Tech (N)	120114	501200		1						
Capital	12004324	Adams, Tobey J.	Engineering Tech (N)	120205	184100		0	176	184	168	176	176	168
Capital	50049798	Alexander, Darrell W.	CREW LEADER	120205	184100		0	106	3	3	3	3	3
Capital	50049798	Alexander, Darrell W.	CREW LEADER	120205	184100		0	1	35	37	34	35	34
O&M	50049798	Alexander, Darrell W.	CREW LEADER	120206	501200		16	106	19	19	19	19	19
O&M	50049798	Alexander, Darrell W.	CREW LEADER	120206	501200		16	141	147	134	141	141	134
Capital	12000086	Anderson, Richard T.	Specialist Engrg	120205	184100		0	1	176	184	168	176	168
O&M	12000086	Anderson, Richard T.	Specialist Engrg	120214	501200		16	1	0	0	0	0	0
O&M	12000086	Anderson, Richard T.	Specialist Engrg	120214	501200		16	106	15	15	15	15	15
O&M	50296502	Archer, Anthony T.	Meter Reader	120203	501200		16	106	13	13	13	13	13
Capital	50296502	Archer, Anthony T.	Meter Reader	120205	184100		0	1	0	0	0	0	0
Capital	50296502	Archer, Anthony T.	Meter Reader	120205	184100		0	106	1	1	1	1	1
O&M	50173103	Arvin, William P.	Meter Reader	120203	501200		16	106	13	13	13	13	13
O&M	50173103	Arvin, William P.	Meter Reader	120203	501200		16	1	158	175	151	167	158
Capital	50173103	Arvin, William P.	Meter Reader	120205	184100		0	1	18	9	17	9	18
Capital	50173103	Arvin, William P.	Meter Reader	120205	184100		0	106	1	1	1	1	1
Capital	12006074	Barnett, Jerry	Field Services Representative	120205	184100		0	106	5	5	5	5	5
Capital	12006074	Barnett, Jerry	Field Services Representative	120205	184100		0	1	0	0	0	0	0
O&M	12006074	Barnett, Jerry	Field Services Representative	120206	501200		16	106	23	23	23	23	23
O&M	12006074	Barnett, Jerry	Field Services Representative	120206	501200		16	1	176	184	168	176	168
Capital	50104785	Barrett, Robert D.	Utility	120205	184100		0	106	2	2	2	2	2
Capital	50104785	Barrett, Robert D.	Utility	120205	184100		0	1	0	0	0	0	0
O&M	50104785	Barrett, Robert D.	Utility	120206	501200		16	1	176	184	168	176	168
O&M	50104785	Barrett, Robert D.	Utility	120206	501200		16	106	19	19	19	19	19
O&M	50187280	Bault, Hope Y.	Meter Reader	120203	501200		16	1	176	184	168	176	168
O&M	50187280	Bault, Hope Y.	Meter Reader	120203	501200		16	106	13	13	13	13	13
Capital	50187280	Bault, Hope Y.	Meter Reader	120205	184100		0	1	0	0	0	0	0
Capital	50187280	Bault, Hope Y.	Meter Reader	120205	184100		0	106	1	1	1	1	1
O&M	12000070	Bemiss, Janet G.	Treatment Plant Op-2nd Shift	120201	501200		16	1	176	184	168	176	168
Capital	12000070	Bemiss, Janet G.	Treatment Plant Op-2nd Shift	120205	184100		0	1	0	0	0	0	0
O&M	12000070	Bemiss, Janet G.	Treatment Plant Op-2nd Shift	120250	501200		13	107	8	8	8	8	8
O&M	12000070	Bemiss, Janet G.	Treatment Plant Op-2nd Shift	120250	501200		13	106	16	16	16	16	16
Capital	50094639	Bliss, Richard B.	Utility	120205	184100		0	106	2	2	2	2	2
O&M	50094639	Bliss, Richard B.	Utility	120205	184100		0	1	0	0	0	0	0
O&M	50094639	Bliss, Richard B.	Utility	120206	501200		16	1	176	184	168	176	168
O&M	50094639	Bliss, Richard B.	Utility	120206	501200		16	106	19	19	19	19	19
O&M	12000065	Booker, Albert G.	Treatment Plant Op-Swing Shift	120201	501200		16	1	176	184	168	176	168
Capital	12000065	Booker, Albert G.	Treatment Plant Op-Swing Shift	120205	184100		0	1	0	0	0	0	0
O&M	12000065	Booker, Albert G.	Treatment Plant Op-Swing Shift	120251	501200		13	107	8	8	8	8	8
O&M	12000065	Booker, Albert G.	Treatment Plant Op-Swing Shift	120251	501200		13	106	16	16	16	16	16
O&M	12000010	Brady, James A.	Meter Reader (11/2/88-11/98)	120203	501200		16	106	13	13	13	13	13
O&M	12000010	Brady, James A.	Meter Reader (11/2/88-11/98)	120203	501200		16	1	176	184	168	176	168
Capital	12000010	Brady, James A.	Meter Reader (11/2/88-11/98)	120205	184100		0	1	0	0	0	0	0
Capital	12000010	Brady, James A.	Meter Reader (11/2/88-11/98)	120205	184100		0	106	1	1	1	1	1
O&M	12000128	Bridwell, Linda C.	Mgr Engrg-Proj Delvny&Dev Svcs	120114	501200		16	1	0	0	0	0	0
Capital	12000128	Bridwell, Linda C.	Mgr Engrg-Proj Delvny&Dev Svcs	120205	184100		0	1	176	184	168	176	168
O&M	12000031	Brooks, Doug	Treatment Plant Op	120201	501200		16	1	176	184	168	176	168
Capital	12000031	Brooks, Doug	Treatment Plant Op	120205	184100		0	1	0	0	0	0	0
O&M	12000031	Brooks, Doug	Treatment Plant Op	120251	501200		13	106	16	16	16	16	16
O&M	12000031	Brooks, Doug	Treatment Plant Op	120251	501200		13	107	8	8	8	8	8
O&M	12000057	Brown Jr., Charles E.	Treatment Plant Op	120201	501200		16	1	176	184	168	176	168
Capital	12000057	Brown Jr., Charles E.	Treatment Plant Op	120205	184100		0	1	0	0	0	0	0
O&M	12000057	Brown Jr., Charles E.	Treatment Plant Op	120250	501200		13	106	16	16	16	16	16
O&M	12000057	Brown Jr., Charles E.	Treatment Plant Op	120250	501200		13	107	8	8	8	8	8
Capital	12000037	Brown, Kenneth B.	Backhoe Operator	120205	184100		0	1	53	55	50	53	50
Capital	12000037	Brown, Kenneth B.	Backhoe Operator	120205	184100		0	106	7	7	7	7	7
O&M	12000037	Brown, Kenneth B.	Backhoe Operator	120206	501200		16	1	123	129	118	123	118
O&M	12000037	Brown, Kenneth B.	Backhoe Operator	120206	501200		16	106	43	43	43	43	43
Capital	12000017	Brumfield, Robert	Specialist Engrg	120205	184100		0	1	176	184	168	176	168
O&M	12000017	Brumfield, Robert	Specialist Engrg	120214	501200		16	1	0	0	0	0	0
O&M	12000017	Brumfield, Robert	Specialist Engrg	120214	501200		16	106	15	15	15	15	15
O&M	12000060	Buchanan, Richard A.	Supvr Opns I	120201	501200		16	1	167	175	160	167	160
Capital	12000060	Buchanan, Richard A.	Supvr Opns I	120205	184100		0	1	9	8	9	9	8
Capital	12000002	Buckner, William S.	Supvr Field Operations	120205	184100		0	1	44	46	42	44	42
O&M	12000002	Buckner, William S.	Supvr Field Operations	120206	501200		16	1	132	138	126	132	126
O&M	12000060	Buehler, Kenneth L.	Maintenance Technician I	120201	501200		16	1	154	162	147	154	147
Capital	12000060	Buehler, Kenneth L.	Maintenance Technician I	120205	184100		0	1	18	18	17	18	17
O&M	12000060	Buehler, Kenneth L.	Maintenance Technician I	120250	501200		22	106	16	16	16	16	16
O&M	12000060	Buehler, Kenneth L.	Maintenance Technician I	129101	501200		16	1	4	4	4	4	4

CATEGORY	PRNUMBER	NAME2	TITLE	BUSUNIT	OBJECT	SUB	PDBA	JUN 09	JUL 09	AUG 09	SEP 09	OCT 09	NOV 09	HR
O&M	12000125	Buehler, Pamela	Specialist Human Resources	120118	501200	16	1	148	155	141	148	148	148	141
O&M	12000125	Buehler, Pamela	Specialist Human Resources	120118	501200	16	106	16	16	16	16	16	16	16
Capital	12000125	Buehler, Pamela	Specialist Human Resources	120205	184100	0	1	28	29	27	28	28	28	27
Capital	12000062	Byrd, Tony L.	Field Services Representative	120205	184100	0	106	5	5	5	5	5	5	5
Capital	12000062	Byrd, Tony L.	Field Services Representative	120205	184100	0	1	0	0	0	0	0	0	0
O&M	12000062	Byrd, Tony L.	Field Services Representative	120206	501200	16	106	23	23	23	23	23	23	23
O&M	12000062	Byrd, Tony L.	Field Services Representative	120206	501200	16	1	176	184	168	176	176	176	168
Capital	50237899	Callan, Anthony R.	Production Technician	120205	184100	0	1	0	0	0	0	0	0	0
O&M	50237899	Callan, Anthony R.	Production Technician	123301	501200	13	106	4	4	4	4	4	4	4
O&M	50237899	Callan, Anthony R.	Production Technician	123301	501200	13	1	176	184	168	176	176	176	168
O&M	50066495	Carr, Shana D.	Lab Analyst	120205	184100	0	1	0	0	0	0	0	0	0
O&M	50066495	Carr, Shana D.	Lab Analyst	120217	501200	16	1	159	167	151	159	159	159	151
O&M	50066495	Carr, Shana D.	Lab Analyst	120217	501200	1305	106	6	6	6	6	6	6	6
O&M	50066495	Carr, Shana D.	Lab Analyst	125001	501200	16	1	8	8	8	8	8	8	8
O&M	50066495	Carr, Shana D.	Lab Analyst	129101	501200	16	1	9	9	9	9	9	9	9
O&M	50085740	Cartier, Keith	VP Operations (Large)	120105	501200	16	1	123	129	118	123	123	123	118
Capital	50085740	Cartier, Keith	VP Operations (Large)	120205	184100	0	1	53	55	50	53	53	53	50
Capital	50348220	Castano, Jose	Clerk Opns (N)	120205	184100	0	106	2	2	2	2	2	2	2
Capital	50348220	Castano, Jose	Clerk Opns (N)	120206	501200	16	106	13	13	13	13	13	13	13
O&M	50348220	Castano, Jose	Clerk Opns (N)	120206	501200	16	1	176	184	168	176	176	176	168
O&M	50348220	Castano, Jose	Clerk Opns (N)	120206	501200	16	1	0	0	0	0	0	0	0
Capital	12007384	Castleman, Lee E.	Sr. Operations Generalist	120205	184100	0	1	18	18	17	18	18	18	17
O&M	12007384	Castleman, Lee E.	Sr. Operations Generalist	123006	501200	16	1	158	166	151	158	158	158	151
O&M	12007384	Castleman, Lee E.	Sr. Operations Generalist	123006	501200	13	106	16	16	16	16	16	16	16
O&M	12000064	Chandler, Mark D.	Treatment Plant Op-2nd Shift	120201	501200	16	1	176	184	168	176	176	176	168
Capital	12000064	Chandler, Mark D.	Treatment Plant Op-2nd Shift	120205	184100	0	1	0	0	0	0	0	0	0
O&M	12000064	Chandler, Mark D.	Treatment Plant Op-2nd Shift	120251	501200	13	106	16	16	16	16	16	16	16
O&M	12000064	Chandler, Mark D.	Treatment Plant Op-2nd Shift	120201	501200	16	1	158	166	151	158	158	158	151
O&M	50188930	Clark, Nathan A.	Maintenance Technician II	120205	184100	0	1	18	18	17	18	18	18	17
Capital	50188930	Clark, Nathan A.	Maintenance Technician II	120205	501200	23	106	16	16	16	16	16	16	16
O&M	12000139	Clayborne, Jr., Charles D.	Clerk Opns (N)	120119	501200	16	106	3	3	3	3	3	3	3
O&M	12000139	Clayborne, Jr., Charles D.	Clerk Opns (N)	120205	184100	0	1	148	155	141	148	148	148	141
Capital	50237900	Clifton, David B.	Production Technician	120205	184100	0	1	0	0	0	0	0	0	0
O&M	50237900	Clifton, David B.	Production Technician	123006	501200	16	1	176	184	168	176	176	176	168
O&M	50237900	Clifton, David B.	Production Technician	123006	501200	13	106	10	10	10	10	10	10	10
O&M	50237900	Clifton, David B.	Production Technician	123006	501200	13	107	0	8	0	8	8	8	8
O&M	12000124	Cobb, Charles	Meter Reader (11/2/88-11/1/98)	120203	501200	16	106	13	13	13	13	13	13	13
O&M	12000124	Cobb, Charles	Meter Reader (11/2/88-11/1/98)	120203	501200	16	1	162	169	155	162	162	162	155
Capital	12000124	Cobb, Charles	Meter Reader (11/2/88-11/1/98)	120205	184100	0	1	14	15	13	14	14	14	13
Capital	12000124	Cobb, Charles	Meter Reader (11/2/88-11/1/98)	120205	184100	0	106	1	1	1	1	1	1	1
O&M	12000096	Cole, Rachel S.	Supvr Business Process	120105	501200	16	1	148	155	141	148	148	148	141
Capital	12000096	Cole, Rachel S.	Supvr Business Process	120205	184100	0	1	28	29	27	28	28	28	27
Capital	12006079	Collins, Brett	CREW LEADER	120205	184100	0	1	79	83	76	79	79	79	76
Capital	12006079	Collins, Brett	CREW LEADER	120205	184100	0	106	3	3	3	3	3	3	3
O&M	12006079	Collins, Brett	CREW LEADER	120206	501200	16	106	19	19	19	19	19	19	19
O&M	12006079	Collins, Brett	CREW LEADER	120206	501200	16	1	97	101	92	97	97	97	92
O&M	12000142	Combs, Mitzi R.	Supvr Production	120201	501200	16	1	167	175	160	167	167	167	160
Capital	12000142	Combs, Mitzi R.	Supvr Production	120205	184100	0	1	9	9	8	9	9	9	8
O&M	12003959	Couch, Jerry	Meter Reader	120203	501200	16	106	13	13	13	13	13	13	13
O&M	12003959	Couch, Jerry	Meter Reader	120203	501200	16	1	162	169	155	162	162	162	155
Capital	12003959	Couch, Jerry	Meter Reader	120205	184100	0	1	14	15	13	14	14	14	13
Capital	12003959	Couch, Jerry	Meter Reader	120205	184100	0	106	1	1	1	1	1	1	1
O&M	12000117	Coy, Timothy	Specialist Opns	120201	501200	16	1	144	152	136	144	144	144	136
O&M	12000117	Coy, Timothy	Specialist Opns	120201	501200	1305	106	6	6	6	6	6	6	6
O&M	12000117	Coy, Timothy	Specialist Opns	120205	184100	0	1	0	0	0	0	0	0	0
O&M	12000117	Coy, Timothy	Specialist Opns	125001	501200	16	1	12	12	12	12	12	12	12
O&M	12000117	Coy, Timothy	Specialist Opns	129101	501200	16	1	20	20	20	20	20	20	20
Capital	12000117	Coy, Timothy	Specialist Opns	120205	184100	0	106	5	5	5	5	5	5	5
Capital	12000133	Cruse, Robert M.	Field Services Representative	120205	184100	0	1	0	0	0	0	0	0	0
O&M	12000133	Cruse, Robert M.	Field Services Representative	120206	501200	16	1	176	184	168	176	176	176	168
O&M	12000133	Cruse, Robert M.	Field Services Representative	120206	501200	16	106	23	23	23	23	23	23	23
O&M	12000145	Dean, David J.	Treatment Plant Op	120201	501200	16	1	176	184	168	176	176	176	168
Capital	12000145	Dean, David J.	Treatment Plant Op	120205	184100	0	1	0	0	0	0	0	0	0
O&M	12000145	Dean, David J.	Treatment Plant Op	120251	501200	13	106	16	16	16	16	16	16	16
O&M	12000145	Dean, David J.	Treatment Plant Op	120251	501200	13	107	0	8	8	8	8	8	8
Capital	50237898	Dempsey, Stephen M.	Sr. Operations Generalist	120205	184100	0	1	0	0	0	0	0	0	0
O&M	50237898	Dempsey, Stephen M.	Sr. Operations Generalist	123006	501200	16	1	174	182	166	174	174	174	166

CATEGORY	PRNUMBER	NAME2	TITLE	BUSUNIT	OBJECT	SUB	PDBA	JUN 09_HR	JUL 09_HR	AUG 09_HR	SEP 09_HR	OCT 09_HR	NOV 09_HR
O&M	50237898	Dempsey, Stephen M.	Sr. Operations Generalist	123206	501200	13	106	16	16	16	16	16	16
O&M	50237898	Dempsey, Stephen M.	Sr. Operations Generalist	123301	501200	16	1	2	2	2	2	2	2
O&M	12006076	Dennison, James Bennette	Treatment Plant Op-Swing Shift	120201	501200	16	1	176	184	168	176	176	168
Capital	12006076	Dennison, James Bennette	Treatment Plant Op-Swing Shift	120205	184100	0	1	0	0	0	0	0	0
O&M	12006076	Dennison, James Bennette	Treatment Plant Op-Swing Shift	120250	501200	13	106	16	16	16	16	16	16
Capital	99900004	Dixon, Kevin R.	Crew Leader - Jr. Backhoe	120205	184100	0	1	0	0	0	0	0	0
Capital	99900004	Dixon, Kevin R.	Crew Leader - Jr. Backhoe	120205	184100	0	106	6	6	6	6	6	6
O&M	99900004	Dixon, Kevin R.	Crew Leader - Jr. Backhoe	120206	501200	16	1	176	184	168	176	176	168
O&M	99900004	Dixon, Kevin R.	Crew Leader - Jr. Backhoe	120206	501200	16	106	44	44	44	44	44	44
O&M	50345811	Dotson, Nicholas L.	Treatment Plant Op-3rd Shift	120201	501200	16	1	176	184	168	176	176	168
Capital	50345811	Dotson, Nicholas L.	Treatment Plant Op-3rd Shift	120205	184100	0	1	0	0	0	0	0	0
O&M	50345811	Dotson, Nicholas L.	Treatment Plant Op-3rd Shift	120250	501200	13	106	16	16	16	16	16	16
O&M	50345811	Dotson, Nicholas L.	Treatment Plant Op-3rd Shift	120250	501200	13	107	8	8	8	8	8	8
Capital	12000005	Farmer, Danny R.	Supvr Storeroom	120205	184100	0	1	141	147	134	141	141	134
O&M	12000005	Farmer, Danny R.	Supvr Storeroom	120214	501200	16	1	35	37	34	35	35	34
Capital	12000075	Fells, Jon W.	Specialist Opns	120205	184100	0	1	0	0	0	0	0	0
O&M	12000075	Fells, Jon W.	Specialist Opns	120206	501200	16	1	176	184	168	176	176	168
O&M	12000075	Fells, Jon W.	Specialist Opns	120206	501200	16	106	20	20	20	20	20	20
O&M	12000075	Fells, Jon W.	Specialist Opns	120205	184100	0	106	3	3	3	3	3	3
Capital	50333303	Fields, Christopher M.	CREW LEADER	120205	184100	0	1	18	18	17	18	18	17
Capital	50333303	Fields, Christopher M.	CREW LEADER	120206	501200	16	106	19	19	19	19	19	19
O&M	50333303	Fields, Christopher M.	CREW LEADER	120206	501200	16	1	154	162	147	154	154	147
O&M	50333303	Fields, Christopher M.	CREW LEADER	129101	501200	16	1	4	4	4	4	4	4
Capital	12000056	Flannery, Gabriel T.	CREW LEADER	120205	184100	0	106	3	3	3	3	3	3
Capital	12000056	Flannery, Gabriel T.	CREW LEADER	120205	184100	0	1	26	28	25	26	26	25
O&M	12000056	Flannery, Gabriel T.	CREW LEADER	120206	501200	16	1	150	156	143	150	150	143
O&M	12000056	Flannery, Gabriel T.	CREW LEADER	120206	501200	16	106	19	19	19	19	19	19
Capital	12000123	Floyd, Elizabeth A.	Specialist Opns	120205	184100	0	1	176	184	168	176	176	168
O&M	12000123	Floyd, Elizabeth A.	Specialist Opns	120206	501200	16	106	5	5	5	5	5	5
O&M	50271711	Galavotti, Michael D.	Sr Project Engr	120114	501200	16	1	0	0	0	0	0	0
Capital	50271711	Galavotti, Michael D.	Sr Project Engr	120205	184100	0	1	176	184	168	176	176	168
Capital	50237897	Gibson, Marshall C.	Sr. Operations Generalist	120205	184100	0	1	9	9	8	9	9	8
O&M	50237897	Gibson, Marshall C.	Sr. Operations Generalist	123206	501200	16	1	135	143	128	135	135	128
O&M	50237897	Gibson, Marshall C.	Sr. Operations Generalist	123206	501200	13	106	10	10	10	10	10	10
O&M	50237897	Gibson, Marshall C.	Sr. Operations Generalist	123301	501200	16	1	32	32	32	32	32	32
O&M	50299154	Golden, Virginia-Bibb W.	Engineering Project Manager	120114	501200	16	1	0	0	0	0	0	0
Capital	50299154	Golden, Virginia-Bibb W.	Engineering Project Manager	120205	184100	0	1	176	184	168	176	176	168
O&M	50303438	Gray, Michael D.	Treatment Plant OpUtil-2ndShift	120201	501200	16	1	176	184	168	176	176	168
Capital	50303438	Gray, Michael D.	Treatment Plant OpUtil-2ndShift	120205	184100	0	1	0	0	0	0	0	0
O&M	50303438	Gray, Michael D.	Treatment Plant OpUtil-2ndShift	120250	501200	13	106	16	16	16	16	16	16
O&M	12000120	Griffin, Dillard	Mgr Production	120201	501200	16	1	158	166	151	158	158	151
Capital	12000120	Griffin, Dillard	Mgr Production	120205	184100	0	1	18	18	17	18	18	17
O&M	50413314	Hack, John-Mark B.	Director Govt Affairs	120122	501200	16	1	176	184	168	176	176	168
Capital	50413314	Hack, John-Mark B.	Director Govt Affairs	120205	184100	0	1	0	0	0	0	0	0
Capital	12000081	Hall II, John W.	Field Services Representative	120205	184100	0	106	5	5	5	5	5	5
Capital	12000081	Hall II, John W.	Field Services Representative	120205	184100	0	1	0	0	0	0	0	0
O&M	12000081	Hall II, John W.	Field Services Representative	120206	501200	16	106	23	23	23	23	23	23
O&M	12000081	Hall II, John W.	Field Services Representative	120206	501200	16	1	176	184	168	176	176	168
Capital	50325171	Hall, Erik J.	Utility	120205	184100	0	106	2	2	2	2	2	2
Capital	50325171	Hall, Erik J.	Utility	120205	184100	0	1	35	37	34	35	35	34
O&M	50325171	Hall, Erik J.	Utility	120206	501200	16	106	19	19	19	19	19	19
O&M	50325171	Hall, Erik J.	Utility	120206	501200	16	1	141	147	134	141	141	134
Capital	12000068	Hawthorne, Richard B.	Specialist Engrg	120205	184100	0	1	176	184	168	176	176	168
O&M	12000068	Hawthorne, Richard B.	Specialist Engrg	120214	501200	16	1	0	0	0	0	0	0
O&M	12000068	Hawthorne, Richard B.	Specialist Engrg	120214	501200	16	106	15	15	15	15	15	15
Capital	12000082	Horton, Beverly G.	Clerk Opns (N)	120205	184100	0	106	2	2	2	2	2	2
Capital	12000082	Horton, Beverly G.	Clerk Opns (N)	120205	184100	0	1	18	18	17	18	18	17
O&M	12000082	Horton, Beverly G.	Clerk Opns (N)	120206	501200	16	1	158	166	151	158	158	151
O&M	12000082	Horton, Beverly G.	Clerk Opns (N)	120206	501200	16	106	13	13	13	13	13	13
Capital	50154974	Houston, Erin G.	Utility	120205	184100	0	106	2	2	2	2	2	2
Capital	50154974	Houston, Erin G.	Utility	120205	184100	0	1	0	0	0	0	0	0
O&M	50154974	Houston, Erin G.	Utility	120206	501200	16	1	176	184	168	176	176	168
O&M	50154974	Houston, Erin G.	Utility	120206	501200	16	106	19	19	19	19	19	19
Capital	50342560	Hungate, Bethany G.	Clerk Opns (N)	120205	184100	0	1	0	0	0	0	0	0
Capital	50342560	Hungate, Bethany G.	Clerk Opns (N)	120205	184100	0	106	2	2	2	2	2	2
O&M	50342560	Hungate, Bethany G.	Clerk Opns (N)	120206	501200	16	1	176	184	168	176	176	168
O&M	50342560	Hungate, Bethany G.	Clerk Opns (N)	120206	501200	16	106	13	13	13	13	13	13
O&M	50193807	Hurley, Terri L.	Meter Reader	120203	501200	16	1	176	184	168	176	176	168
O&M	50193807	Hurley, Terri L.	Meter Reader	120203	501200	16	106	13	13	13	13	13	13

CATEGORY	PRNUMBER	NAME2	TITLE	BUSUNIT	OBJECT	SUB	PDBA	JUN 09_HR	JUL 09_HR	AUG 09_HR	SEP 09_HR	OCT 09_HR	NOV 09_HR
Capital	50193807	Hurley, Terri L.	Meter Reader	120205	184100	0	1	0	0	0	0	0	0
Capital	50193807	Hurley, Terri L.	Meter Reader	120205	184100	0	106	1	1	1	1	1	1
O&M	50285333	Hurt, Jason M.	Engineering Project Manager	120114	501200	16	1	0	0	0	0	0	0
Capital	50285333	Hurt, Jason M.	Engineering Project Manager	120205	184100	0	1	176	184	168	176	176	168
Capital	12000127	Jackson, Jarold T.	Mgr Field Operations	120205	184100	0	1	35	37	34	35	35	34
O&M	12000127	Jackson, Jarold T.	Mgr Field Operations	120206	501200	16	1	141	147	134	141	141	134
O&M	50258638	Jelly, Scarlett V.	Meter Reader	120203	501200	16	1	162	169	155	162	162	155
O&M	50258638	Jelly, Scarlett V.	Meter Reader	120203	501200	16	106	13	13	13	13	13	13
Capital	50258638	Jelly, Scarlett V.	Meter Reader	120205	184100	0	1	14	15	13	14	14	13
Capital	50258638	Jelly, Scarlett V.	Meter Reader	120205	184100	0	106	1	1	1	1	1	1
O&M	12000038	Johnson, Dorothy J.	Specialist Ops	120201	501200	16	1	172	180	164	172	172	164
Capital	12000038	Johnson, Dorothy J.	Specialist Ops	120205	184100	0	1	0	0	0	0	0	0
O&M	12000038	Johnson, Dorothy J.	Specialist Ops	120217	501200	1305	106	6	6	6	6	6	6
O&M	12000038	Johnson, Dorothy J.	Specialist Ops	129101	501200	16	1	4	4	4	4	4	4
O&M	12003045	Kees, Alvin R.	Treatment Plant OpUtili-SwgShift	120201	501200	16	1	176	184	168	176	176	168
Capital	12003045	Kees, Alvin R.	Treatment Plant OpUtili-SwgShift	120205	184100	0	1	0	0	0	0	0	0
O&M	12003045	Kees, Alvin R.	Treatment Plant OpUtili-SwgShift	120250	501200	13	107	8	8	8	8	8	8
O&M	12003045	Kees, Alvin R.	Treatment Plant OpUtili-SwgShift	120250	501200	13	107	0	0	0	0	0	0
Capital	50237894	Kincaid, Terry M.	Sr. Operations Generalist	120205	184100	0	1	0	0	0	0	0	0
O&M	50237894	Kincaid, Terry M.	Sr. Operations Generalist	123006	501200	16	1	175	183	167	175	175	167
O&M	50237894	Kincaid, Terry M.	Sr. Operations Generalist	12306	501200	13	106	10	10	10	10	10	10
O&M	50237894	Kincaid, Terry M.	Sr. Operations Generalist	12306	501200	13	107	8	8	8	8	8	8
O&M	50237894	Kincaid, Terry M.	Sr. Operations Generalist	123301	501200	16	1	1	1	1	1	1	1
Capital	50268700	Kinley, Victor E.	Utility	120205	184100	0	106	2	2	2	2	2	2
Capital	50268700	Kinley, Victor E.	Utility	120205	184100	0	1	35	37	34	35	35	34
O&M	50268700	Kinley, Victor E.	Utility	120206	501200	16	106	16	16	16	16	16	16
O&M	50268700	Kinley, Victor E.	Utility	120206	501200	16	1	141	147	134	141	141	134
O&M	50268700	Kinley, Victor E.	Utility	120206	501200	16	1	150	156	143	150	150	143
O&M	50273918	Kruchinski, Ronald K.	Specialist Ops	120201	501200	1305	106	6	6	6	6	6	6
O&M	50273918	Kruchinski, Ronald K.	Specialist Ops	120205	184100	0	1	26	28	25	26	26	25
Capital	50273918	Kruchinski, Ronald K.	Specialist Ops	120205	184100	0	1	106	106	106	106	106	106
O&M	50392915	Lee, Patricia	Admin Asst (N)	120121	501200	16	1	148	155	141	148	148	141
O&M	50392915	Lee, Patricia	Admin Asst (N)	120205	184100	0	1	28	29	27	28	28	27
Capital	50392915	Lee, Patricia	Admin Asst (N)	120201	501200	16	1	176	184	168	176	176	168
O&M	50187315	Lynch, William L.	TREATMENT PLT OPR FIXED RELIEF	120205	184100	0	1	0	0	0	0	0	0
Capital	50187315	Lynch, William L.	TREATMENT PLT OPR FIXED RELIEF	120251	501200	13	106	16	16	16	16	16	16
O&M	50187315	Lynch, William L.	TREATMENT PLT OPR FIXED RELIEF	120251	501200	13	107	0	8	0	8	0	16
O&M	50205802	Maggard, Michael D.	Maintenance Technician I	120201	501200	16	1	157	165	150	157	157	150
Capital	50205802	Maggard, Michael D.	Maintenance Technician I	120205	184100	0	1	18	18	17	18	18	17
O&M	50205802	Maggard, Michael D.	Maintenance Technician I	120251	501200	22	106	16	16	16	16	16	16
O&M	50205802	Maggard, Michael D.	Maintenance Technician I	123301	501200	16	1	1	1	1	1	1	1
Capital	12000073	Mattingly, Marion W.	Supvr Field Operations	120205	184100	0	1	44	46	42	44	44	42
O&M	12000073	Mattingly, Marion W.	Supvr Field Operations	120206	501200	16	1	132	138	126	132	132	126
Capital	12000071	Mattingly, Richard	Field Services Representative	120205	184100	0	106	5	5	5	5	5	5
Capital	12000071	Mattingly, Richard	Field Services Representative	120205	184100	0	1	0	0	0	0	0	0
O&M	12000071	Mattingly, Richard	Field Services Representative	120206	501200	16	106	23	23	23	23	23	23
O&M	12000071	Mattingly, Richard	Field Services Representative	120206	501200	16	1	176	184	168	176	176	168
O&M	12000046	Maxey, Jerry W.	Maintenance Technician II	120201	501200	16	1	152	160	145	152	152	145
Capital	12000046	Maxey, Jerry W.	Maintenance Technician II	120205	184100	0	1	18	18	17	18	18	17
O&M	12000046	Maxey, Jerry W.	Maintenance Technician II	120251	501200	23	106	16	16	16	16	16	16
O&M	12000046	Maxey, Jerry W.	Maintenance Technician II	123301	501200	16	1	1	1	1	1	1	1
O&M	12000046	Maxey, Jerry W.	Maintenance Technician II	125001	501200	16	1	1	1	1	1	1	1
O&M	12000046	Maxey, Jerry W.	Maintenance Technician II	129101	501200	16	1	4	4	4	4	4	4
Capital	12000058	Mccullough, Millard W.	Field Services Representative	120205	184100	0	106	5	5	5	5	5	5
Capital	12000058	Mccullough, Millard W.	Field Services Representative	120205	184100	0	1	0	0	0	0	0	0
O&M	12000058	Mccullough, Millard W.	Field Services Representative	120206	501200	16	106	23	23	23	23	23	23
O&M	12000058	Mccullough, Millard W.	Field Services Representative	120206	501200	16	1	176	184	168	176	176	168
Capital	99990006	McFarland, Ryan L.	Utility	120205	184100	0	106	2	2	2	2	2	2
Capital	99990006	McFarland, Ryan L.	Utility	120205	184100	0	1	0	0	0	0	0	0
O&M	99990006	McFarland, Ryan L.	Utility	120206	501200	16	1	176	184	168	176	176	168
O&M	99990006	McFarland, Ryan L.	Utility	120206	501200	16	106	19	19	19	19	19	19
O&M	12000107	McFarland, Terry L.	Meter Reader (11/01/88)	120203	501200	16	1	113	119	108	113	113	108
O&M	12000107	McFarland, Terry L.	Meter Reader (11/01/88)	120203	501200	16	106	13	13	13	13	13	13
Capital	12000107	McFarland, Terry L.	Meter Reader (11/01/88)	120205	184100	0	1	62	64	59	62	62	59
O&M	12000107	McFarland, Terry L.	Meter Reader (11/01/88)	129101	501200	16	1	1	1	1	1	1	1
Capital	50192332	Merriman, Randy T.	Utility	120205	184100	0	106	2	2	2	2	2	2
Capital	50192332	Merriman, Randy T.	Utility	120205	184100	0	1	18	18	17	18	18	17
O&M	50192332	Merriman, Randy T.	Utility	120206	501200	16	106	19	19	19	19	19	19
O&M	50192332	Merriman, Randy T.	Utility	120206	501200	16	1	158	166	151	158	158	151

CATEGORY	PRNUMBER	NAME2	TITLE	BUSUNIT	OBJECT	SUB	PDBA	JUN 09_HR	JUL 09_HR	AUG 09_HR	SEP 09_HR	OCT 09_HR	NOV 09_HR
Capital	12000074	Samuels, Robert L.	Field Services Representative	120205	184100	0	106	5	5	5	5	5	5
Capital	12000074	Samuels, Robert L.	Field Services Representative	120205	184100	0	106	0	0	0	0	0	0
O&M	12000074	Samuels, Robert L.	Field Services Representative	120206	501200	16	106	23	23	23	23	23	23
O&M	12000074	Samuels, Robert L.	Field Services Representative	120206	501200	16	106	176	184	168	176	176	168
Capital	50267233	Scott, Ronnie J.	Utility	120205	184100	0	106	2	2	2	2	2	2
Capital	50267233	Scott, Ronnie J.	Utility	120205	184100	0	106	1	18	17	18	18	17
O&M	50267233	Scott, Ronnie J.	Utility	120206	501200	16	106	19	19	19	19	19	19
O&M	50267233	Scott, Ronnie J.	Utility	120206	501200	16	106	158	166	151	158	158	151
Capital	12004012	Shehee, David B.	Suprv Water Quality	120205	184100	0	106	0	0	0	0	0	0
O&M	12004012	Shehee, David B.	Suprv Water Quality	120217	501200	16	106	170	178	162	170	170	162
O&M	12004012	Shehee, David B.	Suprv Water Quality	125001	501200	16	106	2	2	2	2	2	2
O&M	12004012	Shehee, David B.	Suprv Water Quality	129101	501200	16	106	4	4	4	4	4	4
Capital	1200159	Siler, Bryan V.	Specialist Opns	120205	184100	0	106	28	29	27	28	28	27
O&M	1200159	Siler, Bryan V.	Specialist Opns	120205	184100	0	106	5	5	5	5	5	5
Capital	50328953	Simpson, Donald S.	Utility	120205	184100	0	106	2	2	2	2	2	2
Capital	50328953	Simpson, Donald S.	Utility	120205	184100	0	106	2	2	2	2	2	2
O&M	50328953	Simpson, Donald S.	Utility	120206	501200	16	106	150	156	143	150	150	143
O&M	50328953	Simpson, Donald S.	Utility	120206	501200	16	106	19	19	19	19	19	19
Capital	12000132	Sipes, Peggy S.	Clerk Opns (N)	120205	184100	0	106	2	2	2	2	2	2
Capital	12000132	Sipes, Peggy S.	Clerk Opns (N)	120205	184100	0	106	9	9	8	9	9	8
O&M	12000132	Sipes, Peggy S.	Clerk Opns (N)	120206	501200	16	106	167	175	160	167	167	160
O&M	12000132	Sipes, Peggy S.	Clerk Opns (N)	120206	501200	16	106	13	13	13	13	13	13
O&M	12000036	Slone, Peggy A.	Exec Asst	120105	501200	16	106	148	155	141	148	148	141
O&M	12000036	Slone, Peggy A.	Exec Asst	120105	501200	16	106	8	8	8	8	8	8
Capital	12000036	Slone, Peggy A.	Exec Asst	120205	184100	0	106	28	29	27	28	28	27
Capital	12000135	Smith, James R.	Backhoe Operator	120205	184100	0	106	7	7	7	7	7	7
Capital	12000135	Smith, James R.	Backhoe Operator	120205	184100	0	106	53	55	50	53	53	50
O&M	12000135	Smith, James R.	Backhoe Operator	120206	501200	16	106	123	129	118	123	123	118
O&M	12000135	Smith, James R.	Backhoe Operator	120206	501200	16	106	43	43	43	43	43	43
Capital	50172172	Smith, Stephen W.	CREW LEADER	120205	184100	0	106	3	3	3	3	3	3
Capital	50172172	Smith, Stephen W.	CREW LEADER	120206	501200	16	106	18	18	17	18	18	17
O&M	50172172	Smith, Stephen W.	CREW LEADER	120206	501200	16	106	158	166	151	158	158	151
Capital	99990003	Smither, William J.	CREW LEADER	120205	184100	0	106	0	0	0	0	0	0
Capital	99990003	Smither, William J.	CREW LEADER	120205	184100	0	106	3	3	3	3	3	3
O&M	99990003	Smither, William J.	CREW LEADER	120206	501200	16	106	176	184	168	176	176	168
O&M	99990003	Smither, William J.	CREW LEADER	120206	501200	16	106	19	19	19	19	19	19
O&M	50168955	Stigall, Eric D.	Drafter CAD (N)	120114	501200	16	106	0	0	0	0	0	0
Capital	50168955	Stigall, Eric D.	Drafter CAD (N)	120205	184100	0	106	176	184	168	176	176	168
O&M	12000108	Sturgis, Edwin A.	Treatment Plant Opr Utility	120201	501200	16	106	176	184	168	176	176	168
Capital	12000108	Sturgis, Edwin A.	Treatment Plant Opr Utility	120205	184100	0	106	0	0	0	0	0	0
O&M	12000108	Sturgis, Edwin A.	Treatment Plant Opr Utility	120250	501200	13	107	16	16	16	16	16	16
O&M	12000108	Sturgis, Edwin A.	Treatment Plant Opr Utility	120205	184100	0	106	8	8	8	8	8	8
Capital	12000146	Teegarden, Randy H.	Sr. Operations Generalist	120205	184100	0	106	18	18	17	18	18	17
O&M	12000146	Teegarden, Randy H.	Sr. Operations Generalist	123006	501200	16	106	158	166	151	158	158	151
O&M	12000146	Teegarden, Randy H.	Sr. Operations Generalist	123206	501200	13	106	20	20	20	20	20	20
Capital	50104498	Tellez, Jose M.	Utility	120205	184100	0	106	2	2	2	2	2	2
Capital	50104498	Tellez, Jose M.	Utility	120205	184100	0	106	44	46	42	44	44	42
O&M	50104498	Tellez, Jose M.	Utility	120206	501200	16	106	132	138	126	132	132	126
O&M	50104498	Tellez, Jose M.	Utility	120206	501200	16	106	19	19	19	19	19	19
O&M	12007090	Tomko, Gregory V.	Engineering Project Manager	120114	501200	16	106	0	0	0	0	0	0
Capital	12007090	Tomko, Gregory V.	Engineering Project Manager	120205	184100	0	106	176	184	168	176	176	168
Capital	12000112	Townsend, Kelly S.	Clerk Opns (N)	120205	184100	0	106	2	2	2	2	2	2
O&M	12000112	Townsend, Kelly S.	Clerk Opns (N)	120205	184100	0	106	35	37	34	35	35	34
O&M	12000112	Townsend, Kelly S.	Clerk Opns (N)	120206	501200	16	106	13	13	13	13	13	13
O&M	12000112	Townsend, Kelly S.	Clerk Opns (N)	120206	501200	16	106	141	147	134	141	141	134
Capital	12007337	True, Angela K.	Clerk Opns (N)	120205	184100	0	106	62	64	59	62	62	59
O&M	12007337	True, Angela K.	Clerk Opns (N)	123005	501200	16	106	114	120	109	114	114	109
Capital	12007318	Tudor, Carol F.	Specialist Service Delivery	120205	184100	0	106	62	64	59	62	62	59
O&M	12007318	Tudor, Carol F.	Specialist Service Delivery	123006	501200	16	106	114	120	109	114	114	109
O&M	12007378	Tudor, Paul E.	Operations Generalist	120205	184100	0	106	18	18	17	18	18	17
O&M	12007378	Tudor, Paul E.	Operations Generalist	123006	501200	16	106	158	166	151	158	158	151
O&M	99990007	Vacant - Admin Asst	Admin Asst Cross Connection	123206	501200	13	106	16	16	16	16	16	16
O&M	99990007	Vacant - Admin Asst	Admin Asst Cross Connection	120205	184100	0	106	176	184	168	176	176	168
Capital	12000063	Lee, Joseph	CREW LEADER	120205	184100	0	106	3	3	3	3	3	3
Capital	12000063	Lee, Joseph	CREW LEADER	120205	184100	0	106	0	0	0	0	0	0
O&M	12000063	Lee, Joseph	CREW LEADER	120206	501200	16	106	19	19	19	19	19	19
O&M	12000063	Lee, Joseph	CREW LEADER	120206	501200	16	106	176	184	168	176	176	168

CATEGORY	PRNUMBER	NAME2	TITLE	BUSUNIT	OBJECT	SUB	PDBA	JUN 09_HR	JUL 09_HR	AUG 09_HR	SEP 09_HR	OCT 09_HR	NOV 09_HR
Capital	50062542	Horn, Larry	CREW LEADER	120205	184100	0	106	3	3	3	3	3	3
Capital	50062542	Horn, Larry	CREW LEADER	120205	184100	0	106	35	37	34	35	35	34
O&M	50062542	Horn, Larry	CREW LEADER	120206	501200	16	106	19	19	19	19	19	19
O&M	50062542	Horn, Larry	CREW LEADER	120206	501200	16	106	141	147	134	141	141	134
Capital	50401243	Buffin, Keith	Process Maint Tech	120205	184100	0	106	18	18	17	18	18	17
O&M	50401243	Buffin, Keith	Process Maint Tech	123006	501200	16	106	158	166	151	158	158	151
O&M	50401243	Buffin, Keith	Process Maint Tech	123206	501200	13	106	16	16	16	16	16	16
O&M	1	Vacant - Treatment Plant Op-3rd Shift	Treatment Plant Op-3rd Shift	120201	501200	16	106	176	184	168	176	176	168
Capital	1	Vacant - Treatment Plant Op-3rd Shift	Treatment Plant Op-3rd Shift	120205	184100	0	106	0	0	0	0	0	0
O&M	1	Vacant - Treatment Plant Op-3rd Shift	Treatment Plant Op-3rd Shift	120251	501200	13	106	16	16	16	16	16	16
O&M	1	Vacant - Treatment Plant Op-3rd Shift	Treatment Plant Op-3rd Shift	120251	501200	13	107	0	8	0	8	0	16
O&M	99990009	Vacant - Treatment Plant Operator/Utility	Treatment Plant Opr Utility	120201	501200	16	106	176	184	168	176	176	168
Capital	99990009	Vacant - Treatment Plant Operator/Utility	Treatment Plant Opr Utility	120205	184100	0	106	0	0	0	0	0	0
O&M	99990009	Vacant - Treatment Plant Operator/Utility	Treatment Plant Opr Utility	123206	501200	13	107	0	8	0	8	0	16
O&M	99990009	Vacant - Treatment Plant Operator/Utility	Treatment Plant Opr Utility	120205	184100	0	106	2	2	2	2	2	2
Capital	50387611	Jones, Gene	Utility	120205	184100	0	106	18	18	17	18	18	17
Capital	50387611	Jones, Gene	Utility	120205	184100	0	106	19	19	19	19	19	19
O&M	50387611	Jones, Gene	Utility	120206	501200	16	106	158	166	151	158	158	151
O&M	50387611	Jones, Gene	Utility	120206	501200	16	106	2	2	2	2	2	2
Capital	50401266	Blevins, Dennis	Utility	120205	184100	0	106	0	0	0	0	0	0
Capital	50401266	Blevins, Dennis	Utility	120205	184100	0	106	19	19	19	19	19	19
O&M	50401266	Blevins, Dennis	Utility	120206	501200	16	106	184	184	168	176	176	168
O&M	50401266	Blevins, Dennis	Utility	120206	501200	16	106	2	2	2	2	2	2
Capital	50176069	Vaughn, Jonathan T.	Clerk Opns (N)	120205	184100	0	106	2	2	2	2	2	2
Capital	50176069	Vaughn, Jonathan T.	Clerk Opns (N)	120205	184100	0	106	0	0	0	0	0	0
O&M	50176069	Vaughn, Jonathan T.	Clerk Opns (N)	120206	501200	16	106	13	13	13	13	13	13
O&M	50176069	Vaughn, Jonathan T.	Clerk Opns (N)	120206	501200	16	106	176	184	168	176	176	168
O&M	12000115	Vaught, Elizabeth J.	Treatment Plant Op-2nd Shift	120201	501200	16	106	176	184	168	176	176	168
Capital	12000115	Vaught, Elizabeth J.	Treatment Plant Op-2nd Shift	120205	184100	0	106	0	0	0	0	0	0
O&M	12000115	Vaught, Elizabeth J.	Treatment Plant Op-2nd Shift	120251	501200	13	106	16	16	16	16	16	16
O&M	12000115	Vaught, Elizabeth J.	Treatment Plant Op-2nd Shift	120251	501200	13	107	8	8	0	8	0	16
Capital	50345342	Vinegar, Cecily N.	Clerk Opns (N)	120205	184100	0	106	79	83	76	79	79	76
Capital	50345342	Vinegar, Cecily N.	Clerk Opns (N)	120205	184100	0	106	2	2	2	2	2	2
O&M	50345342	Vinegar, Cecily N.	Clerk Opns (N)	120206	501200	16	106	13	13	13	13	13	13
O&M	50345342	Vinegar, Cecily N.	Clerk Opns (N)	120206	501200	16	106	97	101	92	97	97	92

CATEGORY	PRNUMBER	NAME2	TITLE	BUSUNIT	OBJECT	SUB	PDBA	JUN 09_HR	JUL 09_HR	AUG 09_HR	SEP 09_HR	OCT 09_HR	NOV 09_HR
O&M	12000053	Vires, Jeffrey L.	Meter Technician	120203	501200	16	106	7	7	7	7	7	7
O&M	12000053	Vires, Jeffrey L.	Meter Technician	120203	501200	16	114	120	109	114	114	114	109
Capital	12000053	Vires, Jeffrey L.	Meter Technician	120205	184100	0	1	62	64	59	62	62	59
O&M	12007131	Walker, Shannyn C.	Planning Engineer	120114	501200	16	1	0	0	0	0	0	0
Capital	12007131	Walker, Shannyn C.	Planning Engineer	120205	184100	0	1	176	184	168	176	176	168
O&M	12000157	Walters, Carolyn S.	Meter Reader	120203	501200	16	106	13	13	13	13	13	13
O&M	12000157	Walters, Carolyn S.	Meter Reader	120203	501200	16	1	167	175	160	167	167	160
Capital	12000157	Walters, Carolyn S.	Meter Reader	120205	184100	0	1	9	9	8	9	9	8
Capital	12000157	Walters, Carolyn S.	Meter Reader	120205	184100	0	106	1	1	1	1	1	1
Capital	12000156	Walters, Carolyn S.	Suprv Field Operations	120205	184100	0	1	40	42	39	40	40	39
O&M	12000156	Walters, Mark A.	Suprv Field Operations	120206	501200	16	1	136	142	129	136	136	129
O&M	12000066	White, Joe C.	Suprv Production	120201	501200	16	1	170	178	163	170	170	163
Capital	12000066	White, Joe C.	Suprv Production	120205	184100	0	1	4	4	3	4	4	3
O&M	12000066	White, Joe C.	Suprv Production	129101	501200	16	1	2	2	2	2	2	2
Capital	12000152	Whittle, Kenny O.	Field Services Representative	120205	184100	0	106	5	5	5	5	5	5
Capital	12000152	Whittle, Kenny O.	Field Services Representative	120205	184100	0	1	0	0	0	0	0	0
O&M	12000152	Whittle, Kenny O.	Field Services Representative	120206	501200	16	106	23	23	23	23	23	23
O&M	12000152	Whittle, Kenny O.	Field Services Representative	120206	501200	16	1	176	184	168	176	176	168
O&M	50416677	Williams, Lance E.	Director Engineering	120114	501200	16	1	0	0	0	0	0	0
Capital	50416677	Williams, Lance E.	Director Engineering	120205	184100	0	1	176	184	168	176	176	168
O&M	12000021	Winer, David J.	Meter Reader (11/2/88-11/1/98)	120203	501200	16	1	176	184	168	176	176	168
O&M	12000021	Winer, David J.	Meter Reader (11/2/88-11/1/98)	120203	501200	16	106	13	13	13	13	13	13
Capital	12000021	Winer, David J.	Meter Reader (11/2/88-11/1/98)	120205	184100	0	1	0	0	0	0	0	0
Capital	12000021	Winer, David J.	Meter Reader (11/2/88-11/1/98)	120205	184100	0	106	1	1	1	1	1	1
Capital	99990010	Witherite, Richard L.	Clerk Opns (N)	120205	184100	0	1	0	0	0	0	0	0
Capital	99990010	Witherite, Richard L.	Clerk Opns (N)	120205	184100	0	106	2	2	2	2	2	2
O&M	99990010	Witherite, Richard L.	Clerk Opns (N)	120206	501200	16	1	176	184	168	176	176	168
O&M	99990010	Witherite, Richard L.	Clerk Opns (N)	120206	501200	16	106	13	13	13	13	13	13
O&M	50401265	Wright, Brian F.	Mgr Ext Affairs (State)	120121	501200	16	1	148	155	141	148	148	141
Capital	50401265	Wright, Brian F.	Mgr Ext Affairs (State)	120205	184100	0	1	28	29	27	28	28	27
O&M	50064202	Young Jr., Gary W.	Meter Reader	120203	501200	16	1	162	169	155	162	162	155
O&M	50064202	Young Jr., Gary W.	Meter Reader	120203	501200	16	106	13	13	13	13	13	13
Capital	50064202	Young Jr., Gary W.	Meter Reader	120205	184100	0	1	14	15	13	14	14	13
Capital	50064202	Young Sr., James	Meter Reader	120205	184100	0	106	1	1	1	1	1	1
Capital	12000054	Young Sr., James	CREW LEADER	120205	184100	0	106	3	3	3	3	3	3
Capital	12000054	Young Sr., James	CREW LEADER	120205	184100	0	1	0	0	0	0	0	0
O&M	12000054	Young Sr., James	CREW LEADER	120206	501200	16	106	19	19	19	19	19	19
O&M	12000054	Young Sr., James	CREW LEADER	120206	501200	16	1	176	184	168	176	176	168
Capital	50268705	Young, Richard A.	Utility	120205	184100	0	106	2	2	2	2	2	2
Capital	50268705	Young, Richard A.	Utility	120205	184100	0	1	18	18	17	18	18	17
O&M	50268705	Young, Richard A.	Utility	120206	501200	16	106	19	19	19	19	19	19
O&M	50268705	Young, Richard A.	Utility	120206	501200	16	1	158	166	151	158	158	151
			Allocated from Lexington										
			Allocated to Owensboro Sewer										
			Allocated to Boonesboro Sewer										
			Allocated to Bluegrass Station O&M										
			Incentive					27,436	28,748	26,276	27,588	27,436	26,580

								20,303	21,254	19,376	20,312	20,303	19,385
								4,929	5,130	4,704	4,920	4,929	4,695
								1,750	1,894	1,750	1,894	1,750	2,038
								162	162	162	162	162	162
								213	221	205	213	213	205
								4	12	4	12	4	20
								23	23	23	23	23	23
								52	52	52	52	52	52
								27,436	28,748	26,276	27,588	27,436	26,580

Incentive

CATEGORY	PRNUMBER	NAME2	TITLE	BUSUNIT	OBJECT	SUB	PDBA	DEC 09_HR	JAN 10_HR	FEB 10_HR	MAR 10_HR	APR 10_HR	MAY 10_HR	TOTHR
O&M	12004324	Adams, Tobey J.	Engineering Tech (N)	120114	501200	16	1	0	0	0	0	0	0	0
Capital	12004324	Adams, Tobey J.	Engineering Tech (N)	120205	184100	0	1	184	168	160	184	176	168	2088
Capital	50049798	Alexander, Darrell W.	CREW LEADER	120205	184100	0	106	3	3	3	3	3	3	36
Capital	50049798	Alexander, Darrell W.	CREW LEADER	120205	184100	0	1	37	34	32	37	35	34	419
O&M	50049798	Alexander, Darrell W.	CREW LEADER	120206	501200	16	106	19	19	19	19	19	19	228
O&M	50049798	Alexander, Darrell W.	CREW LEADER	120206	501200	16	1	147	134	128	147	141	134	1669
Capital	12000086	Anderson, Richard T.	Specialist Engng	120205	184100	0	1	184	168	160	184	176	168	2088
O&M	12000086	Anderson, Richard T.	Specialist Engng	120214	501200	16	1	0	0	0	0	0	0	0
O&M	12000086	Anderson, Richard T.	Specialist Engng	120214	501200	16	106	15	15	15	15	15	15	180
O&M	50296502	Archer, Anthony T.	Meter Reader	120203	501200	16	1	184	168	160	184	176	168	2088
O&M	50296502	Archer, Anthony T.	Meter Reader	120203	501200	16	106	13	13	13	13	13	13	156
Capital	50296502	Archer, Anthony T.	Meter Reader	120205	184100	0	106	0	0	0	0	0	0	0
Capital	50296502	Archer, Anthony T.	Meter Reader	120205	184100	0	1	1	1	1	1	1	1	12
O&M	50173103	Arvin, William P.	Meter Reader	120203	501200	16	106	13	13	13	13	13	13	156
O&M	50173103	Arvin, William P.	Meter Reader	120203	501200	16	1	166	160	144	175	158	160	1932
Capital	50173103	Arvin, William P.	Meter Reader	120205	184100	0	1	18	8	16	9	18	8	156
Capital	50173103	Arvin, William P.	Meter Reader	120205	184100	0	106	1	1	1	1	1	1	12
Capital	12006074	Barnett, Jerry	Field Services Representative	120205	184100	0	106	5	5	5	5	5	5	60
Capital	12006074	Barnett, Jerry	Field Services Representative	120205	184100	0	1	0	0	0	0	0	0	0
O&M	12006074	Barnett, Jerry	Field Services Representative	120206	501200	16	106	23	23	23	23	23	23	276
O&M	12006074	Barnett, Jerry	Field Services Representative	120206	501200	16	1	184	168	160	184	176	168	2088
Capital	50104785	Barrett, Robert D.	Utility	120205	184100	0	106	2	2	2	2	2	2	24
Capital	50104785	Barrett, Robert D.	Utility	120205	184100	0	1	0	0	0	0	0	0	0
O&M	50104785	Barrett, Robert D.	Utility	120206	501200	16	1	184	168	160	184	176	168	2088
O&M	50104785	Barrett, Robert D.	Utility	120206	501200	16	106	19	19	19	19	19	19	228
O&M	50187280	Bault, Hope Y.	Meter Reader	120203	501200	16	1	184	168	160	184	176	168	2088
O&M	50187280	Bault, Hope Y.	Meter Reader	120203	501200	16	106	13	13	13	13	13	13	156
Capital	50187280	Bault, Hope Y.	Meter Reader	120205	184100	0	106	1	0	0	0	0	0	0
Capital	50187280	Bault, Hope Y.	Meter Reader	120205	184100	0	1	1	1	1	1	1	1	12
O&M	12000070	Bemiss, Janet G.	Treatment Plant Op-2nd Shift	120201	501200	16	1	184	168	160	184	176	168	2088
Capital	12000070	Bemiss, Janet G.	Treatment Plant Op-2nd Shift	120205	184100	0	1	0	0	0	0	0	0	0
O&M	12000070	Bemiss, Janet G.	Treatment Plant Op-2nd Shift	120250	501200	13	107	16	8	8	8	8	8	72
O&M	12000070	Bemiss, Janet G.	Treatment Plant Op-2nd Shift	120250	501200	13	106	16	16	16	16	16	16	192
Capital	50094639	Bliss, Richard B.	Utility	120205	184100	0	106	2	2	2	2	2	2	24
Capital	50094639	Bliss, Richard B.	Utility	120205	184100	0	1	0	0	0	0	0	0	0
O&M	50094639	Bliss, Richard B.	Utility	120206	501200	16	1	184	168	160	184	176	168	2088
O&M	50094639	Bliss, Richard B.	Utility	120206	501200	16	106	19	19	19	19	19	19	228
O&M	12000065	Booker, Albert G.	Treatment Plant Op-Swing Shift	120201	501200	16	1	184	168	160	184	176	168	2088
Capital	12000065	Booker, Albert G.	Treatment Plant Op-Swing Shift	120205	184100	0	1	0	0	0	0	0	0	0
O&M	12000065	Booker, Albert G.	Treatment Plant Op-Swing Shift	120251	501200	13	107	16	8	8	8	8	8	72
O&M	12000065	Booker, Albert G.	Treatment Plant Op-Swing Shift	120251	501200	13	106	16	16	16	16	16	16	192
O&M	12000010	Brady, James A.	Meter Reader (11/2/88-11/1/98)	120203	501200	16	106	13	13	13	13	13	13	156
O&M	12000010	Brady, James A.	Meter Reader (11/2/88-11/1/98)	120203	501200	16	1	184	168	160	184	176	168	2088
Capital	12000010	Brady, James A.	Meter Reader (11/2/88-11/1/98)	120205	184100	0	1	0	0	0	0	0	0	0
Capital	12000010	Brady, James A.	Meter Reader (11/2/88-11/1/98)	120205	184100	0	106	1	1	1	1	1	1	12
O&M	12000128	Bridwell, Linda C.	Mgr Engng-Proj Delvny&Dev Svcs	120114	501200	16	1	0	0	0	0	0	0	0
Capital	12000128	Bridwell, Linda C.	Mgr Engng-Proj Delvny&Dev Svcs	120205	184100	0	1	184	168	160	184	176	168	2088
O&M	12000031	Brooks, Doug	Treatment Plant Op	120201	501200	16	1	184	168	160	184	176	168	2088
Capital	12000031	Brooks, Doug	Treatment Plant Op	120205	184100	0	1	0	0	0	0	0	0	0
O&M	12000031	Brooks, Doug	Treatment Plant Op	120251	501200	13	107	16	16	16	16	16	16	192
O&M	12000031	Brooks, Doug	Treatment Plant Op	120251	501200	13	106	16	16	16	16	16	16	2088
O&M	12000057	Brown Jr., Charles E.	Treatment Plant Op	120205	184100	16	1	184	168	160	184	176	168	2088
Capital	12000057	Brown Jr., Charles E.	Treatment Plant Op	120205	501200	13	106	16	16	16	16	16	16	192
O&M	12000057	Brown Jr., Charles E.	Treatment Plant Op	120250	501200	13	107	16	8	8	8	8	8	72
O&M	12000057	Brown Jr., Charles E.	Treatment Plant Op	120250	501200	13	106	16	16	16	16	16	16	2088
Capital	12000037	Brown, Kenneth B.	Backhoe Operator	120205	184100	0	106	7	7	7	7	7	7	84
Capital	12000037	Brown, Kenneth B.	Backhoe Operator	120206	501200	16	1	129	118	112	129	123	118	1463
O&M	12000037	Brown, Kenneth B.	Backhoe Operator	120206	501200	16	106	43	43	43	43	43	43	516
Capital	12000017	Brumfield, Robert	Specialist Engng	120205	184100	0	1	184	168	160	184	176	168	2088
O&M	12000017	Brumfield, Robert	Specialist Engng	120214	501200	16	1	0	0	0	0	0	0	0
O&M	12000017	Brumfield, Robert	Specialist Engng	120214	501200	16	106	15	15	15	15	15	15	180
O&M	12000080	Buchanan, Richard A.	Supvr Oprs I	120201	501200	16	1	175	160	152	175	167	160	1985
Capital	12000080	Buchanan, Richard A.	Supvr Oprs I	120205	184100	0	1	9	8	8	9	8	8	103
Capital	12000002	Buckner, William S.	Supvr Field Operations	120205	184100	0	1	46	42	40	46	44	42	522
O&M	12000002	Buckner, William S.	Supvr Field Operations	120206	501200	16	1	138	126	120	138	132	126	1566
O&M	12000060	Buehler, Kenneth L.	Maintenance Technician I	120201	501200	16	1	162	147	140	162	154	147	1830
Capital	12000060	Buehler, Kenneth L.	Maintenance Technician I	120205	184100	0	1	18	17	16	18	16	16	210
O&M	12000060	Buehler, Kenneth L.	Maintenance Technician I	120250	501200	22	106	16	16	16	16	16	16	192
O&M	12000060	Buehler, Kenneth L.	Maintenance Technician I	129101	501200	16	1	4	4	4	4	4	4	48

CATEGORY	PRNUMBER	NAME2	TITLE	BUSUNIT	OBJECT	SUB	PDBA	DEC 09 HR	JAN 10 HR	FEB 10 HR	MAR 10 HR	APR 10 HR	MAY 10 HR	TOTHR
O&M	12000125	Buehler, Pamela	Specialist Human Resources	120118	501200	16	1	155	141	134	155	148	141	1755
O&M	12000125	Buehler, Pamela	Specialist Human Resources	120118	501200	16	106	16	16	16	16	16	16	192
Capital	12000125	Buehler, Pamela	Specialist Human Resources	120205	184100	0	1	29	27	26	29	28	27	333
Capital	12000062	Byrd, Tony L.	Field Services Representative	120205	184100	0	106	5	5	5	5	5	5	60
Capital	12000062	Byrd, Tony L.	Field Services Representative	120205	184100	0	1	0	0	0	0	0	0	0
O&M	12000062	Byrd, Tony L.	Field Services Representative	120206	501200	16	106	23	23	23	23	176	168	2088
O&M	12000062	Byrd, Tony L.	Field Services Representative	120206	501200	16	1	184	168	160	184	176	168	2088
Capital	50237899	Callan, Anthony R.	Production Technician	120205	184100	0	1	0	0	0	0	0	0	0
O&M	50237899	Callan, Anthony R.	Production Technician	123301	501200	13	106	4	4	4	4	4	4	48
O&M	50237899	Callan, Anthony R.	Production Technician	123301	501200	13	1	184	168	160	184	176	168	2088
O&M	50237899	Callan, Anthony R.	Production Technician	123301	501200	13	107	16	8	0	0	0	0	0
Capital	50066495	Carr, Shana D.	Lab Analyst	120205	184100	16	1	167	151	143	167	159	151	1884
O&M	50066495	Carr, Shana D.	Lab Analyst	120217	501200	1305	106	6	6	6	6	6	6	72
O&M	50066495	Carr, Shana D.	Lab Analyst	125001	501200	16	1	8	8	8	8	8	8	96
O&M	50066495	Carr, Shana D.	Lab Analyst	129101	501200	16	1	9	9	9	9	9	9	108
O&M	50085740	Cartier, Keith	VP Operations (Large)	120105	501200	16	1	129	118	112	129	123	118	1463
Capital	50085740	Cartier, Keith	VP Operations (Large)	120205	184100	0	1	55	50	48	55	53	50	625
Capital	50348220	Castano, Jose	Clerk Opns (N)	120205	184100	0	106	2	2	2	2	2	2	24
Capital	50348220	Castano, Jose	Clerk Opns (N)	120205	184100	0	1	184	168	160	184	176	168	2088
O&M	50348220	Castano, Jose	Clerk Opns (N)	120206	501200	16	106	13	13	13	13	13	13	156
O&M	50348220	Castano, Jose	Clerk Opns (N)	120206	501200	16	1	0	0	0	0	0	0	0
Capital	12007384	Castleman, Lee E.	Sr. Operations Generalist	120205	184100	0	1	18	17	16	18	18	17	210
O&M	12007384	Castleman, Lee E.	Sr. Operations Generalist	123006	501200	16	1	166	151	144	166	158	151	1878
O&M	12007384	Castleman, Lee E.	Sr. Operations Generalist	123206	501200	13	106	16	16	16	16	16	16	192
O&M	12000064	Chandler, Mark D.	Treatment Plant Op-2nd Shift	120201	501200	16	1	184	168	160	184	176	168	2088
Capital	12000064	Chandler, Mark D.	Treatment Plant Op-2nd Shift	120205	184100	0	1	0	0	0	0	0	0	0
O&M	12000064	Chandler, Mark D.	Treatment Plant Op-2nd Shift	120251	501200	13	107	16	8	0	0	0	0	72
O&M	12000064	Chandler, Mark D.	Treatment Plant Op-2nd Shift	120201	501200	16	1	166	151	144	166	158	151	1878
O&M	50188930	Clark, Nathan A.	Maintenance Technician II	120201	501200	16	1	18	17	16	18	18	17	210
Capital	50188930	Clark, Nathan A.	Maintenance Technician II	120250	184100	23	106	16	16	16	16	16	16	192
O&M	12000139	Clayborne, Jr., Charles D.	Clerk Opns (N)	120119	501200	16	106	3	3	3	3	3	3	36
O&M	12000139	Clayborne, Jr., Charles D.	Clerk Opns (N)	120119	501200	16	1	155	141	134	155	148	141	1755
Capital	12000139	Clayborne, Jr., Charles D.	Clerk Opns (N)	120205	184100	0	1	29	27	26	29	28	27	333
Capital	50237900	Clifton, David B.	Production Technician	120205	184100	0	1	0	0	0	0	0	0	0
O&M	50237900	Clifton, David B.	Production Technician	123006	501200	16	1	184	168	160	184	176	168	2088
O&M	50237900	Clifton, David B.	Production Technician	123206	501200	13	106	10	10	10	10	10	10	120
O&M	50237900	Clifton, David B.	Production Technician	123206	501200	13	107	16	8	0	0	0	0	72
O&M	12000124	Cobb, Charles	Meter Reader (11/2/88-11/1/98)	120203	501200	16	106	13	13	13	13	13	13	156
O&M	12000124	Cobb, Charles	Meter Reader (11/2/88-11/1/98)	120203	501200	16	1	169	155	147	169	162	155	1922
Capital	12000124	Cobb, Charles	Meter Reader (11/2/88-11/1/98)	120205	184100	0	1	15	13	13	15	14	13	166
Capital	12000124	Cobb, Charles	Meter Reader (11/2/88-11/1/98)	120205	184100	0	106	1	1	1	1	1	1	12
O&M	12000096	Cole, Rachel S.	Supvr Business Process	120105	501200	16	1	155	141	134	155	148	141	1755
Capital	12000096	Cole, Rachel S.	Supvr Business Process	120205	184100	0	1	29	27	26	29	28	27	333
Capital	12006079	Collins, Brett	CREW LEADER	120205	184100	0	106	3	3	3	3	3	3	36
Capital	12006079	Collins, Brett	CREW LEADER	120206	501200	16	106	19	19	19	19	19	19	228
O&M	12006079	Collins, Brett	CREW LEADER	120206	501200	16	1	101	92	88	101	97	92	1147
O&M	12000142	Combs, Mitzi R.	Supvr Production	120201	501200	16	1	175	160	152	175	167	160	1985
Capital	12000142	Combs, Mitzi R.	Supvr Production	120205	184100	0	1	9	8	8	9	9	8	103
O&M	12003959	Couch, Jerry	Meter Reader	120203	501200	16	106	13	13	13	13	13	13	156
O&M	12003959	Couch, Jerry	Meter Reader	120203	501200	16	1	169	155	147	169	162	155	1922
Capital	12003959	Couch, Jerry	Meter Reader	120205	184100	0	1	15	13	13	15	14	13	166
Capital	12003959	Couch, Jerry	Meter Reader	120205	184100	0	106	1	1	1	1	1	1	1704
O&M	12000117	Coy, Timothy	Specialist Opns	120201	501200	16	1	152	136	128	152	144	136	1704
O&M	12000117	Coy, Timothy	Specialist Opns	120201	501200	1305	106	6	6	6	6	6	6	72
Capital	12000117	Coy, Timothy	Specialist Opns	120205	184100	0	1	0	0	0	0	0	0	0
O&M	12000117	Coy, Timothy	Specialist Opns	125001	501200	16	1	12	12	12	12	12	12	144
O&M	12000117	Coy, Timothy	Specialist Opns	129101	501200	16	1	20	20	20	20	20	20	240
Capital	12000117	Coy, Timothy	Specialist Opns	120205	184100	0	106	5	5	5	5	5	5	60
Capital	12000133	Cruse, Robert M.	Field Services Representative	120205	184100	0	1	0	0	0	0	0	0	0
O&M	12000133	Cruse, Robert M.	Field Services Representative	120206	501200	16	1	184	168	160	184	176	168	2088
O&M	12000133	Cruse, Robert M.	Field Services Representative	120206	501200	16	106	23	23	23	23	23	23	276
O&M	12000145	Dean, David J.	Treatment Plant Op	120201	501200	16	1	184	168	160	184	176	168	2088
Capital	12000145	Dean, David J.	Treatment Plant Op	120205	184100	0	1	0	0	0	0	0	0	0
O&M	12000145	Dean, David J.	Treatment Plant Op	120251	501200	13	106	16	16	16	16	16	16	192
O&M	12000145	Dean, David J.	Treatment Plant Op	120251	501200	13	107	16	8	0	0	0	0	72
Capital	50237898	Dempsey, Stephen M.	Sr. Operations Generalist	120205	184100	0	1	0	0	0	0	0	0	0
O&M	50237898	Dempsey, Stephen M.	Sr. Operations Generalist	123006	501200	16	1	182	166	158	182	174	166	2064

CATEGORY	PRNUMBER	NAME2	TITLE	BUSUNIT	OBJECT	SUB	PDBA	DEC 09_HR	JAN 10_HR	FEB 10_HR	MAR 10_HR	APR 10_HR	MAY 10_HR	TOTHR
Capital	50193807	Hurley, Terri L.	Meter Reader	120205	184100	0	1	0	0	0	0	0	0	0
Capital	50193807	Hurley, Terri L.	Meter Reader	120205	184100	0	106	1	1	1	1	1	1	12
O&M	50285333	Hurt, Jason M.	Engineering Project Manager	120114	501200	16	1	0	0	0	0	0	0	0
Capital	50285333	Hurt, Jason M.	Engineering Project Manager	120205	184100	0	1	184	168	160	184	176	168	2088
Capital	12000127	Jackson, Jarold T.	Mgr Field Operations	120205	184100	0	1	37	34	32	37	35	34	419
O&M	12000127	Jackson, Jarold T.	Mgr Field Operations	120206	501200	16	1	147	134	128	147	141	134	1669
O&M	50258638	Jelly, Scarlett V.	Meter Reader	120203	501200	16	1	169	155	147	169	162	155	1922
O&M	50258638	Jelly, Scarlett V.	Meter Reader	120203	501200	16	106	13	13	13	13	13	13	156
Capital	50258638	Jelly, Scarlett V.	Meter Reader	120205	184100	0	1	15	13	13	15	14	13	166
Capital	50258638	Jelly, Scarlett V.	Meter Reader	120205	184100	0	106	1	1	1	1	1	1	12
O&M	12000038	Johnson, Dorothy J.	Specialist Ops	120201	501200	16	1	180	164	156	180	172	164	2040
Capital	12000038	Johnson, Dorothy J.	Specialist Ops	120205	184100	0	1	0	0	0	0	0	0	0
O&M	12000038	Johnson, Dorothy J.	Specialist Ops	120217	501200	1305	106	6	6	6	6	6	6	72
O&M	12000038	Johnson, Dorothy J.	Specialist Ops	129101	501200	16	1	4	4	4	4	4	4	48
O&M	12003045	Kees, Alvin R.	Treatment Plant OpUtili-SwgShift	120201	501200	16	1	184	168	160	184	176	168	2088
Capital	12003045	Kees, Alvin R.	Treatment Plant OpUtili-SwgShift	120205	184100	0	1	0	0	0	0	0	0	0
O&M	12003045	Kees, Alvin R.	Treatment Plant OpUtili-SwgShift	120250	501200	13	106	16	16	16	16	16	16	192
O&M	12003045	Kees, Alvin R.	Treatment Plant OpUtili-SwgShift	120250	501200	13	107	16	8	0	0	0	0	72
Capital	50237894	Kincaid, Terry M.	Sr. Operations Generalist	120205	184100	0	1	0	0	0	0	0	0	0
O&M	50237894	Kincaid, Terry M.	Sr. Operations Generalist	123006	501200	16	1	183	167	159	183	175	167	2076
O&M	50237894	Kincaid, Terry M.	Sr. Operations Generalist	123026	501200	13	106	10	10	10	10	10	10	120
O&M	50237894	Kincaid, Terry M.	Sr. Operations Generalist	123206	501200	13	107	8	8	0	0	8	8	72
O&M	50237894	Kincaid, Terry M.	Sr. Operations Generalist	123301	501200	16	1	1	1	1	1	1	1	12
Capital	50268700	Kinley, Victor E.	Utility	120205	184100	0	106	2	2	2	2	2	2	24
Capital	50268700	Kinley, Victor E.	Utility	120205	184100	0	1	37	34	32	37	35	34	419
O&M	50268700	Kinley, Victor E.	Utility	120206	501200	16	106	19	19	19	19	19	19	228
O&M	50268700	Kinley, Victor E.	Utility	120206	501200	16	1	147	134	128	147	141	134	1669
O&M	50268700	Kinley, Victor E.	Utility	120201	501200	16	1	156	143	136	156	150	143	1776
O&M	50273918	Kruchinski, Ronald K.	Specialist Ops	120205	184100	0	1	28	25	24	28	26	25	312
O&M	50273918	Kruchinski, Ronald K.	Specialist Ops	120205	184100	0	106	12	12	12	12	12	12	144
Capital	50273918	Kruchinski, Ronald K.	Admin Asst (N)	120121	501200	16	1	155	141	134	155	148	141	1755
O&M	50392915	Lee, Patricia	Admin Asst (N)	120205	184100	0	1	29	27	26	29	28	27	333
Capital	50392915	Lee, Patricia	Admin Asst (N)	120201	501200	16	1	184	168	160	184	176	168	2088
O&M	50187315	Lynch, William L.	TREATMENT PLT OPR FIXED RELIEF	120205	184100	0	1	0	0	0	0	0	0	0
O&M	50187315	Lynch, William L.	TREATMENT PLT OPR FIXED RELIEF	120251	501200	13	106	16	16	16	16	16	16	192
O&M	5025802	Maggard, Michael D.	Maintenance Technician I	120201	501200	16	1	165	150	143	165	157	150	1866
Capital	5025802	Maggard, Michael D.	Maintenance Technician I	120205	184100	0	1	18	17	16	18	18	17	210
O&M	5025802	Maggard, Michael D.	Maintenance Technician I	120251	501200	22	106	16	16	16	16	16	16	192
O&M	5025802	Maggard, Michael D.	Maintenance Technician I	123301	501200	16	1	1	1	1	1	1	1	12
Capital	12000073	Matingly, Marion W.	Supvr Field Operations	120205	184100	0	1	46	42	40	46	44	42	522
O&M	12000073	Matingly, Marion W.	Supvr Field Operations	120206	501200	16	1	138	126	120	138	132	126	1566
Capital	12000071	Matingly, Richard	Field Services Representative	120205	184100	0	106	5	5	5	5	5	5	60
Capital	12000071	Matingly, Richard	Field Services Representative	120205	184100	0	1	0	0	0	0	0	0	0
O&M	12000071	Matingly, Richard	Field Services Representative	120206	501200	16	106	23	23	23	23	23	23	276
O&M	12000071	Matingly, Richard	Field Services Representative	120206	501200	16	1	184	168	160	184	176	168	2088
O&M	12000046	Maxey, Jerry W.	Maintenance Technician II	120201	501200	16	1	160	145	138	160	152	145	1806
Capital	12000046	Maxey, Jerry W.	Maintenance Technician II	120205	184100	0	1	18	17	16	18	18	17	210
O&M	12000046	Maxey, Jerry W.	Maintenance Technician II	120251	501200	23	106	16	16	16	16	16	16	192
O&M	12000046	Maxey, Jerry W.	Maintenance Technician II	123301	501200	16	1	1	1	1	1	1	1	12
O&M	12000046	Maxey, Jerry W.	Maintenance Technician II	125001	501200	16	1	1	1	1	1	1	1	12
O&M	12000046	Maxey, Jerry W.	Maintenance Technician II	129101	501200	16	1	4	4	4	4	4	4	48
Capital	12000058	Mccullough, Millard W.	Field Services Representative	120205	184100	0	106	5	5	5	5	5	5	60
Capital	12000058	Mccullough, Millard W.	Field Services Representative	120205	184100	0	1	0	0	0	0	0	0	0
O&M	12000058	Mccullough, Millard W.	Field Services Representative	120206	501200	16	106	23	23	23	23	23	23	276
O&M	12000058	Mccullough, Millard W.	Field Services Representative	120206	501200	16	1	184	168	160	184	176	168	2088
Capital	99990006	McFarland, Ryan L.	Utility	120205	184100	0	106	2	2	2	2	2	2	24
Capital	99990006	McFarland, Ryan L.	Utility	120205	184100	0	1	0	0	0	0	0	0	0
O&M	99990006	McFarland, Ryan L.	Utility	120206	501200	16	1	184	168	160	184	176	168	2088
O&M	99990006	McFarland, Ryan L.	Utility	120206	501200	16	106	19	19	19	19	19	19	228
O&M	12000107	McFarland, Terry L.	Meter Reader (11/01/88)	120203	501200	16	1	119	108	103	119	113	108	1344
O&M	12000107	McFarland, Terry L.	Meter Reader (11/01/88)	120203	501200	16	106	13	13	13	13	13	13	156
Capital	12000107	McFarland, Terry L.	Meter Reader (11/01/88)	120205	184100	0	1	64	59	56	64	62	59	732
O&M	12000107	McFarland, Terry L.	Meter Reader (11/01/88)	129101	501200	16	1	1	1	1	1	1	1	12
Capital	50192332	Merriman, Randy T.	Utility	120205	184100	0	106	2	2	2	2	2	2	24
Capital	50192332	Merriman, Randy T.	Utility	120205	184100	0	1	18	17	16	18	18	17	210
O&M	50192332	Merriman, Randy T.	Utility	120206	501200	16	106	19	19	19	19	19	19	228
O&M	50192332	Merriman, Randy T.	Utility	120206	501200	16	1	166	151	144	166	158	151	1878

CATEGORY	PRNUMBER	NAME2	TITLE	BUSUNIT	OBJECT	SUB	PDBA	DEC 09 HR	JAN 10 HR	FEB 10 HR	MAR 10 HR	APR 10 HR	MAY 10 HR	TOTHR
O&M	12000100	Mikaelian, Pamela A.	Intmd Financial Analyst	120105	501200	16	1	155	141	134	155	148	141	1755
Capital	12000100	Mikaelian, Pamela A.	Intmd Financial Analyst	120205	184100	0	1	29	27	26	29	28	27	333
O&M	12000012	Mireault, Debra A.	Admin Asst (N)	120114	501200	16	1	0	0	0	0	0	0	0
Capital	12000012	Mireault, Debra A.	Admin Asst (N)	120205	184100	0	1	184	168	160	184	176	168	2088
Capital	12000001	Moberly, Michael K.	Field Services Representative	120205	184100	0	106	5	5	5	5	5	5	60
Capital	12000001	Moberly, Michael K.	Field Services Representative	120205	184100	0	1	0	0	0	0	0	0	0
O&M	12000001	Moberly, Michael K.	Field Services Representative	120206	501200	16	106	23	23	23	23	23	23	276
O&M	12000001	Moberly, Michael K.	Field Services Representative	120206	501200	16	1	184	168	160	184	176	168	2088
Capital	12004648	Moore, David M.	CREW LEADER	120205	184100	0	106	3	3	3	3	3	3	36
Capital	12004648	Moore, David M.	CREW LEADER	120205	184100	0	1	0	0	0	0	0	0	0
O&M	12004648	Moore, David M.	CREW LEADER	120206	501200	16	1	184	168	160	184	176	168	2088
O&M	12004648	Moore, David M.	CREW LEADER	120206	501200	16	106	19	19	19	19	19	19	228
Capital	12000138	Moore, Dennis J.	Field Services Representative	120205	184100	0	106	5	5	5	5	5	5	60
Capital	12000138	Moore, Dennis J.	Field Services Representative	120205	184100	0	1	0	0	0	0	0	0	0
O&M	12000138	Moore, Dennis J.	Field Services Representative	120206	501200	16	1	184	168	160	184	176	168	2088
O&M	12000138	Moore, Dennis J.	Field Services Representative	120206	501200	16	106	23	23	23	23	23	23	276
O&M	50068253	Mosby, Erik L.	Meter Reader	120203	501200	16	106	13	13	13	13	13	13	156
Capital	50068253	Mosby, Erik L.	Meter Reader	120205	184100	0	1	0	0	0	0	0	0	0
Capital	50068253	Mosby, Erik L.	Meter Reader	120205	184100	0	106	1	1	1	1	1	1	12
O&M	12000103	Mullins, Mark E.	Supvr Maint Service	120201	501200	16	1	147	134	128	147	141	134	1669
Capital	12000103	Mullins, Mark E.	Supvr Maint Service	120205	184100	0	1	37	34	32	37	35	34	419
O&M	12000158	Music, Russell	Treatment Plant Op	120201	501200	16	1	184	168	160	184	176	168	2088
Capital	12000158	Music, Russell	Treatment Plant Op	120205	184100	0	1	0	0	0	0	0	0	0
O&M	12000158	Music, Russell	Treatment Plant Op	120251	501200	13	107	16	16	16	16	16	16	72
O&M	12000158	Music, Russell	Treatment Plant Op	120251	501200	13	106	16	16	16	16	16	16	192
Capital	99990008	New - Production Technician	Production Technician	120205	184100	0	1	0	0	0	0	0	0	0
O&M	99990008	New - Production Technician	Production Technician	123006	501200	16	1	184	168	160	184	176	168	2088
O&M	99990008	New - Production Technician	Production Technician	123006	501200	16	106	10	10	10	10	10	10	120
O&M	99990008	New - Production Technician	Production Technician	123206	501200	13	107	16	8	0	0	8	8	72
Capital	50237902	O'Banion, Bobby E.	Production Technician	120205	184100	0	1	0	0	0	0	0	0	0
O&M	50237902	O'Banion, Bobby E.	Production Technician	123006	501200	16	1	184	168	160	184	176	168	2088
O&M	50237902	O'Banion, Bobby E.	Production Technician	123206	501200	13	107	16	8	0	0	8	8	72
O&M	50237902	O'Banion, Bobby E.	Production Technician	123206	501200	13	106	16	16	16	16	16	16	192
Capital	50237901	Osborne, LeeAnn	Clerk Opns (N)	120205	184100	0	1	0	0	0	0	0	0	0
O&M	50237901	Osborne, LeeAnn	Clerk Opns (N)	123206	501200	16	1	156	143	136	156	150	143	1776
Capital	12000143	Owens, Stacy R.	Supvr Field Operations	120205	184100	0	1	42	39	37	42	40	39	479
O&M	12000143	Owens, Stacy R.	Supvr Field Operations	120206	501200	16	1	142	129	123	142	136	129	1609
Capital	12000016	Poindexter, David	CREW LEADER	120205	184100	0	106	3	3	3	3	3	3	36
Capital	12000016	Poindexter, David	CREW LEADER	120205	184100	0	1	28	25	24	28	26	25	312
O&M	12000016	Poindexter, David	CREW LEADER	120206	501200	16	106	19	19	19	19	19	19	228
O&M	12000016	Poindexter, David	CREW LEADER	120206	501200	16	1	156	143	136	156	150	143	1776
O&M	12000072	Pugh, Mary E.	Admin Asst (N)	120201	501200	13	106	16	16	16	16	16	16	192
O&M	12000072	Pugh, Mary E.	Admin Asst (N)	120201	501200	16	1	166	151	144	166	158	151	1878
Capital	12000072	Pugh, Mary E.	Admin Asst (N)	120205	184100	0	1	18	17	16	18	18	17	210
Capital	50329350	Ramey, Karin J.	Specialist Opns	120114	501200	16	1	0	0	0	0	0	0	0
Capital	50329350	Ramey, Karin J.	Specialist Opns	120205	184100	0	1	184	168	160	184	176	168	2088
O&M	99990005	Richardson, Tony E.	Meter Technician	120205	184100	0	1	0	0	0	0	0	0	0
O&M	99990005	Richardson, Tony E.	Meter Technician	120206	501200	16	1	184	168	160	184	176	168	2088
Capital	50272970	Riggs, Barrett W.	Utility	120205	184100	0	106	2	2	2	2	2	2	24
Capital	50272970	Riggs, Barrett W.	Utility	120205	184100	0	1	46	42	40	46	44	42	522
O&M	50272970	Riggs, Barrett W.	Utility	120206	501200	16	106	19	19	19	19	19	19	228
O&M	50272970	Riggs, Barrett W.	Utility	120206	501200	16	1	138	126	120	138	132	126	1566
O&M	50328959	Riley, Joshua D.	Meter Reader	120203	501200	16	1	184	168	160	184	176	168	2088
O&M	50328959	Riley, Joshua D.	Meter Reader	120205	184100	0	106	13	13	13	13	13	13	156
Capital	50328959	Riley, Joshua D.	Meter Reader	120205	184100	0	1	0	0	0	0	0	0	0
Capital	50328959	Riley, Joshua D.	Meter Reader	120205	184100	0	106	1	1	1	1	1	1	12
O&M	12000067	Roney, Roy K.	Specialist Water Quality	120201	501200	16	1	184	168	160	184	176	168	2088
Capital	12000067	Roney, Roy K.	Specialist Water Quality	120205	184100	0	1	0	0	0	0	0	0	0
Capital	12000076	Rookard, Paul E.	Supvr Field Operations	120205	184100	0	1	46	42	40	46	44	42	522
O&M	12000076	Rookard, Paul E.	Supvr Field Operations	120206	501200	16	1	138	126	120	138	132	126	1566
O&M	12004605	Roser, Bryan	Meter Reader	120203	501200	16	1	138	126	120	138	132	126	1566
O&M	12004605	Roser, Bryan	Meter Reader	120203	501200	16	106	13	13	13	13	13	13	156
Capital	12004605	Roser, Bryan	Meter Reader	120205	184100	0	1	46	42	40	46	44	42	522
Capital	12004605	Roser, Bryan	Meter Reader	120205	184100	0	106	1	1	1	1	1	1	12
O&M	50059079	Ross, Sr., Frank A.	Supvr Loss Control	120119	501200	16	1	184	168	160	184	176	168	2088
Capital	50059079	Ross, Sr., Frank A.	Supvr Loss Control	120205	184100	0	1	0	0	0	0	0	0	0
O&M	12000052	Rowe, Nick O.	President (States)	120105	501200	16	1	147	134	128	147	141	134	1669
Capital	12000052	Rowe, Nick O.	President (States)	120205	184100	0	1	37	34	32	37	35	34	419

CATEGORY	PRNUMBER	NAME2	TITLE	BUSUNIT	OBJECT	SUB	PDBA	DEC 09_HR	JAN 10_HR	FEB 10_HR	MAR 10_HR	APR 10_HR	MAY 10_HR	TOTHR
Capital	50062542	Horn, Larry	CREW LEADER	120205	184100	0	106	3	3	3	3	3	3	36
Capital	50062542	Horn, Larry	CREW LEADER	120205	184100	0	1	37	34	32	37	35	34	419
O&M	50062542	Horn, Larry	CREW LEADER	120206	501200	16	106	19	19	19	19	19	19	228
O&M	50062542	Horn, Larry	CREW LEADER	120206	501200	16	1	147	134	128	147	141	134	1669
Capital	50401243	Buffin, Keith	Process Maint Tech	120205	184100	0	1	18	17	16	18	18	17	210
O&M	50401243	Buffin, Keith	Process Maint Tech	123006	501200	16	1	166	151	144	166	158	151	1878
O&M	50401243	Buffin, Keith	Process Maint Tech	123206	501200	13	106	16	16	16	16	16	16	192
O&M	1	Vacant - Treatment Plant Op-3rd Shift	Treatment Plant Op-3rd Shift	120201	501200	16	1	184	168	160	184	176	168	2088
Capital	1	Vacant - Treatment Plant Op-3rd Shift	Treatment Plant Op-3rd Shift	120205	184100	0	1	0	0	0	0	0	0	0
O&M	1	Vacant - Treatment Plant Op-3rd Shift	Treatment Plant Op-3rd Shift	120251	501200	13	106	16	16	16	16	16	16	192
O&M	1	Vacant - Treatment Plant Op-3rd Shift	Treatment Plant Op-3rd Shift	120251	501200	13	107	8	8	8	8	8	8	72
O&M	99990009	Vacant - Treatment Plant Operator/Utility	Treatment Plant Opr Utility	120201	501200	16	1	184	168	160	184	176	168	2088
Capital	99990009	Vacant - Treatment Plant Operator/Utility	Treatment Plant Opr Utility	120205	184100	0	1	0	0	0	0	0	0	0
O&M	99990009	Vacant - Treatment Plant Operator/Utility	Treatment Plant Opr Utility	123206	501200	13	106	10	10	10	10	10	10	120
O&M	99990009	Vacant - Treatment Plant Operator/Utility	Treatment Plant Opr Utility	123206	501200	13	107	16	16	16	16	16	16	72
O&M	50387611	Jones, Gene	Utility	120205	184100	0	106	2	2	2	2	2	2	24
Capital	50387611	Jones, Gene	Utility	120205	184100	0	1	18	17	16	18	18	17	210
O&M	50387611	Jones, Gene	Utility	120206	501200	16	106	19	19	19	19	19	19	228
O&M	50387611	Jones, Gene	Utility	120206	501200	16	1	166	151	144	166	158	151	1878
Capital	50401266	Blevins, Dennis	Utility	120205	184100	0	106	2	2	2	2	2	2	24
Capital	50401266	Blevins, Dennis	Utility	120205	184100	0	1	0	0	0	0	0	0	0
O&M	50401266	Blevins, Dennis	Utility	120206	501200	16	106	19	19	19	19	19	19	228
O&M	50401266	Blevins, Dennis	Utility	120206	501200	16	1	184	168	160	184	176	168	2088
Capital	50176069	Vaughn, Jonathan T.	Clerk Opns (N)	120205	184100	0	106	2	2	2	2	2	2	24
Capital	50176069	Vaughn, Jonathan T.	Clerk Opns (N)	120205	184100	0	1	0	0	0	0	0	0	0
O&M	50176069	Vaughn, Jonathan T.	Clerk Opns (N)	120206	501200	16	106	13	13	13	13	13	13	156
O&M	50176069	Vaughn, Jonathan T.	Clerk Opns (N)	120206	501200	16	1	184	168	160	184	176	168	2088
O&M	12000115	Vaught, Elizabeth J.	Treatment Plant Op-2nd Shift	120201	501200	16	1	184	168	160	184	176	168	2088
O&M	12000115	Vaught, Elizabeth J.	Treatment Plant Op-2nd Shift	120205	184100	0	1	0	0	0	0	0	0	0
Capital	12000115	Vaught, Elizabeth J.	Treatment Plant Op-2nd Shift	120251	501200	13	106	16	16	16	16	16	16	192
O&M	12000115	Vaught, Elizabeth J.	Treatment Plant Op-2nd Shift	120251	501200	13	107	8	8	8	8	8	8	72
Capital	50345342	Vinegar, Cecily N.	Clerk Opns (N)	120205	184100	0	1	83	76	72	83	79	76	941
Capital	50345342	Vinegar, Cecily N.	Clerk Opns (N)	120205	184100	0	106	2	2	2	2	2	2	24
O&M	50345342	Vinegar, Cecily N.	Clerk Opns (N)	120206	501200	16	106	13	13	13	13	13	13	156
O&M	50345342	Vinegar, Cecily N.	Clerk Opns (N)	120206	501200	16	1	101	92	88	101	97	92	1147

CATEGORY	PRNUMBER	NAME2	TITLE	BUSUNIT	OBJECT	SUB	PDBA	DEC 09_HR	JAN 10_HR	FEB 10_HR	MAR 10_HR	APR 10_HR	MAY 10_HR	TOTHR
O&M	12000053	Vires, Jeffrey L.	Meter Technician	120203	501200	16	106	7	7	7	7	7	7	84
O&M	12000053	Vires, Jeffrey L.	Meter Technician	120203	501200	16	106	120	109	104	120	114	109	1356
Capital	12000053	Vires, Jeffrey L.	Meter Technician	120205	184100	0	1	64	59	56	64	62	59	732
O&M	12007131	Walker, Shannyn C.	Planning Engineer	120114	501200	16	1	0	0	0	0	0	0	0
Capital	12007131	Walker, Shannyn C.	Planning Engineer	120205	184100	0	1	184	168	160	184	176	168	2088
O&M	12000157	Walters, Carolyn S.	Meter Reader	120203	501200	16	106	13	13	13	13	13	13	156
O&M	12000157	Walters, Carolyn S.	Meter Reader	120203	501200	16	1	175	160	152	175	167	160	1985
Capital	12000157	Walters, Carolyn S.	Meter Reader	120205	184100	0	1	9	8	8	9	9	8	103
Capital	12000157	Walters, Carolyn S.	Meter Reader	120205	184100	0	106	1	1	1	1	1	1	12
Capital	12000156	Walters, Mark A.	Supvr Field Operations	120205	184100	0	1	42	39	37	42	40	39	479
O&M	12000156	Walters, Mark A.	Supvr Field Operations	120206	501200	16	1	142	129	123	142	136	129	1609
O&M	12000066	White, Joe C.	Supvr Production	120201	501200	16	1	178	163	155	178	170	163	2021
Capital	12000066	White, Joe C.	Supvr Production	120205	184100	0	1	4	3	3	4	4	3	43
O&M	12000066	White, Joe C.	Supvr Production	129101	501200	16	1	2	2	2	2	2	2	24
Capital	12000152	Whittle, Kenny O.	Field Services Representative	120205	184100	0	106	5	5	5	5	5	5	60
Capital	12000152	Whittle, Kenny O.	Field Services Representative	120205	184100	0	1	0	0	0	0	0	0	0
O&M	12000152	Whittle, Kenny O.	Field Services Representative	120206	501200	16	106	23	23	23	23	23	23	276
O&M	12000152	Whittle, Kenny O.	Field Services Representative	120206	501200	16	1	184	168	160	184	176	168	2088
O&M	50416677	Williams, Lance E.	Director Engineering	120114	501200	16	1	0	0	0	0	0	0	0
Capital	50416677	Williams, Lance E.	Director Engineering	120205	184100	0	1	184	168	160	184	176	168	2088
O&M	12000021	Winer, David J.	Meter Reader (11/2/88-11/1/98)	120203	501200	16	1	184	168	160	184	176	168	2088
O&M	12000021	Winer, David J.	Meter Reader (11/2/88-11/1/98)	120203	501200	16	106	13	13	13	13	13	13	156
Capital	12000021	Winer, David J.	Meter Reader (11/2/88-11/1/98)	120205	184100	0	106	1	1	1	1	1	1	12
Capital	99990010	Witheite, Richard L.	Clerk Opns (N)	120205	184100	0	1	0	0	0	0	0	0	0
Capital	99990010	Witheite, Richard L.	Clerk Opns (N)	120205	184100	0	106	2	2	2	2	2	2	24
O&M	99990010	Witheite, Richard L.	Clerk Opns (N)	120206	501200	16	1	184	168	160	184	176	168	2088
O&M	99990010	Witheite, Richard L.	Clerk Opns (N)	120206	501200	16	106	13	13	13	13	13	13	156
O&M	50401265	Wright, Brian F.	Mgr Ext Affairs (State)	120121	501200	16	1	155	141	134	155	148	141	1755
Capital	50401265	Wright, Brian F.	Mgr Ext Affairs (State)	120205	184100	0	1	29	27	26	29	28	27	333
O&M	50064202	Young Jr., Gary W.	Meter Reader	120203	501200	16	1	169	155	147	169	162	155	1922
O&M	50064202	Young Jr., Gary W.	Meter Reader	120203	501200	16	106	13	13	13	13	13	13	156
Capital	50064202	Young Jr., Gary W.	Meter Reader	120205	184100	0	1	15	13	13	15	14	13	166
Capital	50064202	Young Sr., James	Meter Reader	120205	184100	0	106	1	1	1	1	1	1	12
Capital	12000054	Young Sr., James	CREW LEADER	120205	184100	0	106	3	3	3	3	3	3	36
Capital	12000054	Young Sr., James	CREW LEADER	120205	184100	0	1	0	0	0	0	0	0	0
O&M	12000054	Young Sr., James	CREW LEADER	120206	501200	16	106	19	19	19	19	19	19	228
O&M	12000054	Young Sr., James	CREW LEADER	120206	501200	16	1	184	168	160	184	176	168	2088
Capital	50268705	Young, Richard A.	Utility	120205	184100	0	106	2	2	2	2	2	2	24
Capital	50268705	Young, Richard A.	Utility	120205	184100	0	1	18	17	16	18	18	17	210
O&M	50268705	Young, Richard A.	Utility	120206	501200	16	106	19	19	19	19	19	19	228
O&M	50268705	Young, Richard A.	Utility	120206	501200	16	1	166	151	144	166	158	151	1878
			Allocated from Lexington											
			Allocated to Owenton Sewer											
			Allocated to Boonesboro Sewer											
			Allocated to Bluegrass Station O&M											
			Incentive					28,900	26,423	25,111	28,596	27,588	26,448	327,130
								21,245	19,385	18,447	21,254	20,303	19,385	240,952
								5,139	4,685	4,481	5,130	4,929	4,695	58,376
								2,038	1,899	1,745	1,750	1,894	1,914	22,306
								162	162	162	162	162	162	1,944
								221	205	197	221	213	205	2,532
								20	12	4	4	12	12	120
								23	23	23	23	23	23	276
								52	52	52	52	52	52	624
								28,900	26,423	25,111	28,596	27,588	26,448	327,130

KY O&M
 KY CAP
 KY O&M OT
 KY CAP OT
 O&M
 CAP
 O&M OT
 CAP OT
 Boonesboro Sewer
 Boonesboro Sewer
 Boonesboro Sewer
 Boonesboro Sewer
 Bluegrass Station
 Bluegrass Station
 Bluegrass Station
 Bluegrass Station
 Incentive

CATEGORY	PRNUMBER	NAME2	TITLE	BUSUNIT	OBJECT	SUB	PDBA	JUN 09_DL	JUL 09_DL	AUG 09_DL	SEP 09_DL	OCT 09_DL	NOV 09_DL	DEC 09_DL
Capital	50062542	Horn, Larry	CREW LEADER	120205	184100	0	106	64	64	64	64	64	66	66
Capital	50062542	Horn, Larry	CREW LEADER	120205	184100	0	106	746	789	725	746	746	747	813
O&M	50062542	Horn, Larry	CREW LEADER	120206	501200	16	106	608	608	608	608	608	626	626
O&M	50062542	Horn, Larry	CREW LEADER	120206	501200	16	106	3,006	3,134	2,857	3,006	3,006	2,943	3,228
Capital	50401243	Buffin, Keith	Process Maint Tech	120205	184100	0	106	393	393	371	393	393	371	393
O&M	50401243	Buffin, Keith	Process Maint Tech	123006	501200	16	106	3,452	3,626	3,299	3,452	3,452	3,299	3,626
O&M	50401243	Buffin, Keith	Process Maint Tech	123206	501200	13	106	525	525	525	525	525	525	525
O&M	1	Vacant - Treatment Plant Op-3rd Shift	Treatment Plant Op-3rd Shift	120201	501200	16	1	4,175	4,364	3,985	4,175	4,175	4,105	4,495
Capital	1	Vacant - Treatment Plant Op-3rd Shift	Treatment Plant Op-3rd Shift	120205	184100	0	1	0	0	0	0	0	0	0
O&M	1	Vacant - Treatment Plant Op-3rd Shift	Treatment Plant Op-3rd Shift	120251	501200	13	106	570	570	570	570	570	586	586
O&M	1	Vacant - Treatment Plant Op-3rd Shift	Treatment Plant Op-3rd Shift	120251	501200	13	107	0	285	0	285	0	586	586
O&M	99990009	Vacant - Treatment Plant Operator/Utility	Treatment Plant Opr Utility	120201	501200	16	1	3,752	3,923	3,582	3,752	3,752	3,689	4,041
Capital	99990009	Vacant - Treatment Plant Operator/Utility	Treatment Plant Opr Utility	120205	184100	0	1	0	0	0	0	0	0	0
O&M	99990009	Vacant - Treatment Plant Operator/Utility	Treatment Plant Opr Utility	123206	501200	13	106	320	320	320	320	320	330	330
O&M	99990009	Vacant - Treatment Plant Operator/Utility	Treatment Plant Opr Utility	123206	501200	13	107	0	256	0	256	0	526	526
Capital	50387611	Jones, Gene	Utility	120205	184100	0	106	60	60	60	60	60	63	63
Capital	50387611	Jones, Gene	Utility	120205	184100	0	106	364	364	344	364	364	354	375
O&M	50387611	Jones, Gene	Utility	120206	501200	16	106	576	576	576	576	576	594	594
O&M	50387611	Jones, Gene	Utility	120206	501200	16	1	3,195	3,357	3,053	3,195	3,195	3,145	3,457
Capital	50401266	Blevins, Dennis	Utility	120205	184100	0	106	60	60	60	60	60	63	63
Capital	50401266	Blevins, Dennis	Utility	120205	184100	0	1	0	0	0	0	0	0	0
O&M	50401266	Blevins, Dennis	Utility	120206	501200	16	106	576	576	576	576	576	594	594
O&M	50401266	Blevins, Dennis	Utility	120206	501200	16	1	3,559	3,720	3,397	3,559	3,559	3,499	3,832
Capital	50176069	Vaughn, Jonathan T.	Clerk Opns (N)	120205	184100	0	106	62	62	62	62	62	62	62
Capital	50176069	Vaughn, Jonathan T.	Clerk Opns (N)	120205	184100	0	106	0	0	0	0	0	0	0
O&M	50176069	Vaughn, Jonathan T.	Clerk Opns (N)	120206	501200	16	106	396	396	396	396	396	396	396
O&M	50176069	Vaughn, Jonathan T.	Clerk Opns (N)	120206	501200	16	1	3,574	3,736	3,411	3,574	3,574	3,411	3,736
O&M	12000115	Vaught, Elizabeth J.	Treatment Plant Op-2nd Shift	120201	501200	16	1	4,120	4,307	3,953	4,120	4,120	4,051	4,437
Capital	12000115	Vaught, Elizabeth J.	Treatment Plant Op-2nd Shift	120205	184100	0	1	0	0	0	0	0	0	0
O&M	12000115	Vaught, Elizabeth J.	Treatment Plant Op-2nd Shift	120251	501200	13	106	562	562	562	562	562	579	579
O&M	12000115	Vaught, Elizabeth J.	Treatment Plant Op-2nd Shift	120251	501200	13	107	0	280	0	280	0	579	579
Capital	50345342	Vinegar, Cecily N.	Clerk Opns (N)	120205	184100	0	1	1,367	1,436	1,315	1,367	1,367	1,315	1,436
Capital	50345342	Vinegar, Cecily N.	Clerk Opns (N)	120205	184100	0	106	52	52	52	52	52	52	52
O&M	50345342	Vinegar, Cecily N.	Clerk Opns (N)	120206	501200	16	106	338	338	338	338	338	338	338
O&M	50345342	Vinegar, Cecily N.	Clerk Opns (N)	120206	501200	16	1	1,678	1,747	1,592	1,678	1,678	1,592	1,747

CATEGORY	PRNUMBER	NAME2	TITLE	BUSUNIT	OBJECT	SUB	PDBA	JAN 10_DL	FEB 10_DL	MAR 10_DL	APR 10_DL	MAY 10_DL	TOTDL	AWW Acct
Capital	50062542	Horn, Larry	CREW LEADER	120205	184100	0	106	99	99	99	99	99	947	184100
Capital	50062542	Horn, Larry	CREW LEADER	120205	184100	0	1	747	703	813	769	747	9,091	184100
O&M	50062542	Horn, Larry	CREW LEADER	120206	501200	16	106	626	626	626	626	626	7,422	673200
O&M	50062542	Horn, Larry	CREW LEADER	120206	501200	16	1	2,943	2,811	3,228	3,068	2,943	36,201	673200
Capital	50401243	Buffin, Keith	Process Maint Tech	120205	184100	0	1	371	350	393	409	386	4,616	184100
O&M	50401243	Buffin, Keith	Process Maint Tech	123006	501200	16	1	3,299	3,146	3,626	3,590	3,431	41,298	642100
O&M	50401243	Buffin, Keith	Process Maint Tech	123206	501200	13	106	525	525	525	546	546	6,342	642100
O&M	1	Vacant - Treatment Plant Op-3rd Shift	Treatment Plant Op-3rd Shift	120201	501200	16	1	4,105	3,909	4,495	4,300	4,105	50,388	642100
Capital	1	Vacant - Treatment Plant Op-3rd Shift	Treatment Plant Op-3rd Shift	120205	184100	0	106	0	0	0	0	0	0	184100
O&M	1	Vacant - Treatment Plant Op-3rd Shift	Treatment Plant Op-3rd Shift	120251	501200	13	106	586	586	586	586	586	6,952	642100
O&M	99990009	Vacant - Treatment Plant Op-3rd Shift	Treatment Plant Op-3rd Shift	120251	501200	13	107	292	0	0	292	292	2,618	642100
O&M	99990009	Vacant - Treatment Plant Operator/Utility	Treatment Plant Opr Utility	120201	501200	16	1	3,689	3,514	4,041	3,865	3,689	45,289	642100
Capital	99990009	Vacant - Treatment Plant Operator/Utility	Treatment Plant Opr Utility	120205	184100	0	1	0	0	0	0	0	0	184100
O&M	99990009	Vacant - Treatment Plant Operator/Utility	Treatment Plant Operator/Utility	123206	501200	13	106	330	330	330	330	330	3,910	642100
O&M	99990009	Vacant - Treatment Plant Operator/Utility	Treatment Plant Operator/Utility	123206	501200	13	107	264	0	0	264	264	2,356	642100
Capital	50387611	Jones, Gene	Utility	120205	184100	0	106	63	63	63	63	63	741	184100
Capital	50387611	Jones, Gene	Utility	120205	184100	0	1	354	333	375	375	354	4,320	184100
O&M	50387611	Jones, Gene	Utility	120206	501200	16	106	594	594	594	594	594	7,038	673200
O&M	50387611	Jones, Gene	Utility	120206	501200	16	1	3,145	2,999	3,457	3,291	3,145	38,634	673200
Capital	50401266	Blevins, Dennis	Utility	120205	184100	0	106	63	63	63	63	63	741	184100
Capital	50401266	Blevins, Dennis	Utility	120205	184100	0	1	0	0	0	0	0	0	184100
O&M	50401266	Blevins, Dennis	Utility	120206	501200	16	106	594	594	594	594	594	7,038	675200
O&M	50401266	Blevins, Dennis	Utility	120206	501200	16	1	3,499	3,332	3,832	3,665	3,499	42,952	184100
Capital	50176069	Vaughn, Jonathan T.	Clerk Opns (N)	120205	184100	0	106	62	62	62	63	63	746	184100
Capital	50176069	Vaughn, Jonathan T.	Clerk Opns (N)	120205	184100	0	1	0	0	0	0	0	0	184100
O&M	50176069	Vaughn, Jonathan T.	Clerk Opns (N)	120206	501200	16	106	396	396	396	412	412	4,784	903200
O&M	50176069	Vaughn, Jonathan T.	Clerk Opns (N)	120206	501200	16	1	3,411	3,249	3,736	3,717	3,548	42,677	903200
O&M	50176069	Vaughn, Jonathan T.	Clerk Opns (N)	120201	501200	16	1	4,051	3,858	4,437	4,244	4,051	49,729	642100
Capital	12000115	Vaught, Elizabeth J.	Treatment Plant Op-2nd Shift	120205	184100	0	1	0	0	0	0	0	0	184100
O&M	12000115	Vaught, Elizabeth J.	Treatment Plant Op-2nd Shift	120251	501200	13	106	579	579	579	579	579	6,863	642100
O&M	12000115	Vaught, Elizabeth J.	Treatment Plant Op-2nd Shift	120251	501200	13	107	290	0	0	290	290	2,588	642100
Capital	50345342	Vinegar, Cecily N.	Clerk Opns (N)	120205	184100	0	1	1,315	1,246	1,436	1,421	1,367	16,388	184100
Capital	50345342	Vinegar, Cecily N.	Clerk Opns (N)	120205	184100	0	106	52	52	52	52	54	628	184100
O&M	50345342	Vinegar, Cecily N.	Clerk Opns (N)	120206	501200	16	106	338	338	338	351	351	4,082	920000
O&M	50345342	Vinegar, Cecily N.	Clerk Opns (N)	120206	501200	16	1	1,592	1,522	1,747	1,745	1,655	19,973	920000

CATEGORY	PRNUMBER	NAME2	TITLE	BUSUNIT	OBJECT	SUB	PDBA	JAN 10	FEB 10	MAR 10	APR 10	MAY 10	TOTDL	AWW Acct
								DL	DL	DL	DL	DL		
O&M	1200053	Vires, Jeffrey L.	Meter Technician	120203	501200	16	106	246	246	246	246	246	2,912	676200
O&M	1200053	Vires, Jeffrey L.	Meter Technician	120203	501200	16	1	2,550	2,433	2,807	2,667	2,550	31,331	676200
Capital	1200053	Vires, Jeffrey L.	Meter Technician	120205	184100	0	1	1,380	1,310	1,497	1,450	1,380	16,911	184100
O&M	12007131	Walker, Shannyn C.	Planning Engineer	120114	501200	16	1	0	0	0	0	0	0	660000
Capital	12000157	Walters, Carolyn S.	Meter Reader	120205	501200	16	106	5,460	5,200	5,980	5,949	5,678	68,307	184100
O&M	12000157	Walters, Carolyn S.	Meter Reader	120203	501200	16	1	3,332	3,166	3,645	3,478	3,332	40,834	902200
O&M	12000157	Walters, Carolyn S.	Meter Reader	120205	184100	0	1	167	167	187	187	167	2,119	184100
Capital	12000157	Walters, Carolyn S.	Meter Reader	120205	184100	0	106	32	32	32	32	32	374	184100
Capital	12000156	Walters, Mark A.	Supvr Field Operations	120205	184100	0	1	1,072	1,017	1,155	1,144	1,115	13,257	184100
O&M	12000156	Walters, Mark A.	Supvr Field Operations	120206	501200	16	1	3,547	3,382	3,905	3,890	3,689	44,537	660000
O&M	12000666	White, Joe C.	Supvr Production	120201	501200	16	1	6,000	5,706	6,552	6,508	6,240	74,884	640000
Capital	12000666	White, Joe C.	Supvr Production	120205	184100	0	1	110	110	147	153	115	1,590	184100
O&M	12000666	White, Joe C.	Supvr Production	129101	501200	16	1	74	74	74	77	77	894	640000
Capital	12000152	Whittle, Kenny O.	Field Services Representative	120205	184100	0	106	172	172	172	172	172	2,044	184100
Capital	12000152	Whittle, Kenny O.	Field Services Representative	120205	184100	0	1	0	0	0	0	0	0	184100
O&M	12000152	Whittle, Kenny O.	Field Services Representative	120206	501200	16	106	794	794	794	794	794	9,413	662200
O&M	12000152	Whittle, Kenny O.	Field Services Representative	120206	501200	16	1	3,864	3,680	4,232	4,048	3,864	47,434	662200
O&M	50416677	Williams, Lance E.	Director Engineering	120114	501200	16	1	0	0	0	0	0	0	660000
Capital	50416677	Williams, Lance E.	Director Engineering	120205	184100	0	1	10,483	9,984	11,482	11,422	10,903	131,150	184100
O&M	12000021	Winer, David J.	Meter Reader (11/2/88-11/1/98)	120203	501200	16	1	3,689	3,514	4,041	3,865	3,689	45,289	902200
O&M	12000021	Winer, David J.	Meter Reader (11/2/88-11/1/98)	120203	501200	16	106	428	428	428	428	428	5,076	902200
Capital	12000021	Winer, David J.	Meter Reader (11/2/88-11/1/98)	120205	184100	0	1	0	0	0	0	0	0	184100
Capital	12000021	Winer, David J.	Meter Reader (11/2/88-11/1/98)	120205	184100	0	106	33	33	33	33	33	391	184100
Capital	99990010	Witherite, Richard L.	Clerk Opns (N)	120205	184100	0	1	0	0	0	0	0	0	184100
Capital	99990010	Witherite, Richard L.	Clerk Opns (N)	120205	184100	0	106	63	63	63	64	64	758	184100
O&M	99990010	Witherite, Richard L.	Clerk Opns (N)	120206	501200	16	1	3,494	3,328	3,827	3,807	3,634	43,715	903200
O&M	99990010	Witherite, Richard L.	Clerk Opns (N)	120206	501200	16	106	405	405	405	422	422	4,894	903200
O&M	50401265	Wright, Brian F.	Mgr Ext Affairs (State)	120121	501200	16	1	5,252	4,991	5,774	5,733	5,462	65,803	920000
Capital	50401265	Wright, Brian F.	Mgr Ext Affairs (State)	120205	184100	0	1	1,006	968	1,080	1,085	1,046	12,486	184100
O&M	50064202	Young Jr., Gary W.	Meter Reader	120203	501200	16	1	3,228	3,062	3,374	3,228	3,145	39,539	902200
O&M	50064202	Young Jr., Gary W.	Meter Reader	120203	501200	16	106	406	406	406	406	406	4,812	902200
Capital	50064202	Young Jr., Gary W.	Meter Reader	120205	184100	0	1	271	271	312	292	271	3,415	184100
Capital	50064202	Young Jr., Gary W.	Meter Reader	120205	184100	0	106	32	32	32	32	32	374	184100
Capital	12000054	Young Sr., James	CREW LEADER	120205	184100	0	106	99	99	99	99	99	947	184100
Capital	12000054	Young Sr., James	CREW LEADER	120205	184100	0	1	0	0	0	0	0	0	184100
O&M	12000054	Young Sr., James	CREW LEADER	120206	501200	16	106	626	626	626	626	626	7,422	673200
O&M	12000054	Young Sr., James	CREW LEADER	120206	501200	16	1	3,689	3,514	4,041	3,865	3,689	45,289	673200
Capital	50268705	Young, Richard A.	Utility	120205	184100	0	106	63	63	63	63	63	741	184100
Capital	50268705	Young, Richard A.	Utility	120205	184100	0	1	354	333	375	354	354	4,320	184100
O&M	50268705	Young, Richard A.	Utility	120206	501200	16	106	594	594	594	594	594	7,038	675200
O&M	50268705	Young, Richard A.	Utility	120206	501200	16	1	3,145	2,999	3,457	3,291	3,145	38,634	675200
O&M	50268705	Young, Richard A.	Utility	120206	501200	16	1	-965	-965	-965	-965	-965	-11,587	902200
			Allocated from Lexington					779	779	779	779	779	9,353	902200
			Allocated to Owensboro Sewer					109	109	109	109	109	1,315	902200
			Allocated to Owensboro Sewer					77	77	77	77	77	919	902200
			Allocated to Bluegrass Station O&M					29,874	28,454	32,713	32,546	31,069	373,711	920500
			Incentive					724,161	687,797	781,701	771,946	741,018	8,938,155	

Category	PRNUMBER	NAME2	TITLE	BUSUNIT	OBJECT	SUB	PDBA	JAN 10	FEB 10	MAR 10	APR 10	MAY 10	TOTDL	AWW Acct
								DL	DL	DL	DL	DL		
O&M	1200053	Vires, Jeffrey L.	Meter Technician	120203	501200	16	106	246	246	246	246	246	2,912	676200
O&M	1200053	Vires, Jeffrey L.	Meter Technician	120203	501200	16	1	2,550	2,433	2,807	2,667	2,550	31,331	676200
Capital	1200053	Vires, Jeffrey L.	Meter Technician	120205	184100	0	1	1,380	1,310	1,497	1,450	1,380	16,911	184100
O&M	12007131	Walker, Shannyn C.	Planning Engineer	120114	501200	16	1	0	0	0	0	0	0	660000
Capital	12000157	Walters, Carolyn S.	Meter Reader	120205	501200	16	106	5,460	5,200	5,980	5,949	5,678	68,307	184100
O&M	12000157	Walters, Carolyn S.	Meter Reader	120203	501200	16	1	3,332	3,166	3,645	3,478	3,332	40,834	902200
O&M	12000157	Walters, Carolyn S.	Meter Reader	120205	184100	0	1	167	167	187	187	167	2,119	184100
Capital	12000157	Walters, Carolyn S.	Meter Reader	120205	184100	0	106	32	32	32	32	32	374	184100
Capital	12000156	Walters, Mark A.	Supvr Field Operations	120205	184100	0	1	1,072	1,017	1,155	1,144	1,115	13,257	184100
O&M	12000156	Walters, Mark A.	Supvr Field Operations	120206	501200	16	1	3,547	3,382	3,905	3,890	3,689	44,537	660000
O&M	12000666	White, Joe C.	Supvr Production	120201	501200	16	1	6,000	5,706	6,552	6,508	6,240	74,884	640000
Capital	12000666	White, Joe C.	Supvr Production	120205	184100	0	1	110	110	147	153	115	1,590	184100
O&M	12000666	White, Joe C.	Supvr Production	129101	501200	16	1	74	74	74	77	77	894	640000
Capital	12000152	Whittle, Kenny O.	Field Services Representative	120205	184100	0	106	172	172	172	172	172	2,044	184100
Capital	12000152	Whittle, Kenny O.	Field Services Representative	120205	184100	0	1	0	0	0	0	0	0	184100
O&M	12000152	Whittle, Kenny O.	Field Services Representative	120206	501200	16	106	794	794	794	794	794	9,413	662200
O&M	12000152	Whittle, Kenny O.	Field Services Representative	120206	501200	16	1	3,864	3,680	4,232	4,048	3,864	47,434	662200
O&M	50416677	Williams, Lance E.	Director Engineering	120114	501200	16	1	0	0	0	0	0	0	660000
Capital	50416677	Williams, Lance E.	Director Engineering	120205	184100	0	1	10,483	9,984	11,482	11,422	10,903	131,150	184100
O&M	12000021	Winer, David J.	Meter Reader (11/2/88-11/1/98)	120203	501200	16	1	3,689	3,514	4,041	3,865	3,689	45,289	902200
O&M	12000021	Winer, David J.	Meter Reader (11/2/88-11/1/98)	120203	501200	16	106	428	428	428	428	428	5,076	902200
Capital	12000021	Winer, David J.	Meter Reader (11/2/88-11/1/98)	120205	184100	0	1	0	0	0	0	0	0	184100
Capital	12000021	Winer, David J.	Meter Reader (11/2/88-11/1/98)	120205	184100	0	106	33	33	33	33	33	391	184100
Capital	99990010	Witherite, Richard L.	Clerk Opns (N)	120205	184100	0	1	0	0	0	0	0	0	184100
Capital	99990010	Witherite, Richard L.	Clerk Opns (N)	120205	184100	0	106	63	63	63	64	64	758	184100
O&M	99990010	Witherite, Richard L.	Clerk Opns (N)	120206	501200	16	1	3,494	3,328	3,827	3,807	3,634	43,715	903200
O&M	99990010	Witherite, Richard L.	Clerk Opns (N)	120206	501200	16	106	405	405	405	422	422	4,894	903200
O&M	50401265	Wright, Brian F.	Mgr Ext Affairs (State)	120121	501200	16	1	5,252	4,991	5,7				

CATEGORY	PRNUMBER	NAME2	TITLE	BUSUNIT	OBJECT	SUB	PDBA	District	Emp count	Salary	Hourly
O&M	12004324	Adams, Tobey J.	Engineering Tech (N)	120114	501200	16	1		1		
Capital	12004324	Adams, Tobey J.	Engineering Tech (N)	120205	184100	0	1				1
Capital	50049798	Alexander, Darrell W.	CREW LEADER	120205	184100	0	106		1		
Capital	50049798	Alexander, Darrell W.	CREW LEADER	120205	184100	0	1				1
O&M	50049798	Alexander, Darrell W.	CREW LEADER	120206	501200	16	106				
O&M	50049798	Alexander, Darrell W.	CREW LEADER	120206	501200	16	1				1
Capital	12000086	Anderson, Richard T.	Specialist Engrng	120205	184100	0	1				
O&M	12000086	Anderson, Richard T.	Specialist Engrng	120214	501200	16	106				
O&M	50296502	Archer, Anthony T.	Meter Reader	120203	501200	16	1				1
O&M	50296502	Archer, Anthony T.	Meter Reader	120203	501200	16	106				
Capital	50296502	Archer, Anthony T.	Meter Reader	120205	184100	0	1				
Capital	50296502	Archer, Anthony T.	Meter Reader	120205	184100	0	106				
O&M	50173103	Arvin, William P.	Meter Reader	120203	501200	16	1				1
O&M	50173103	Arvin, William P.	Meter Reader	120203	501200	16	1				1
Capital	50173103	Arvin, William P.	Meter Reader	120205	184100	0	1				
Capital	50173103	Arvin, William P.	Meter Reader	120205	184100	0	106				
Capital	12006074	Barnett, Jerry	Field Services Representative	120205	184100	0	106				1
Capital	12006074	Barnett, Jerry	Field Services Representative	120205	184100	0	106				1
O&M	12006074	Barnett, Jerry	Field Services Representative	120206	501200	16	106				
O&M	12006074	Barnett, Jerry	Field Services Representative	120206	501200	16	1				1
Capital	50104785	Barrett, Robert D.	Utility	120205	184100	0	106				
Capital	50104785	Barrett, Robert D.	Utility	120205	184100	0	1				
O&M	50104785	Barrett, Robert D.	Utility	120206	501200	16	106				
O&M	50104785	Barrett, Robert D.	Utility	120206	501200	16	1				1
O&M	50187280	Bault, Hope Y.	Meter Reader	120203	501200	16	106				
O&M	50187280	Bault, Hope Y.	Meter Reader	120203	501200	16	1				1
Capital	50187280	Bault, Hope Y.	Meter Reader	120205	184100	0	106				
Capital	50187280	Bault, Hope Y.	Meter Reader	120205	184100	0	1				1
O&M	12000070	Bemiss, Janet G.	Treatment Plant Op-2nd Shift	120201	501200	16	1				
Capital	12000070	Bemiss, Janet G.	Treatment Plant Op-2nd Shift	120205	184100	0	1				
O&M	12000070	Bemiss, Janet G.	Treatment Plant Op-2nd Shift	120250	501200	13	107				
O&M	12000070	Bemiss, Janet G.	Treatment Plant Op-2nd Shift	120250	501200	13	106				
Capital	50094639	Bliss, Richard B.	Utility	120205	184100	0	106				1
Capital	50094639	Bliss, Richard B.	Utility	120205	184100	0	1				
O&M	50094639	Bliss, Richard B.	Utility	120206	501200	16	1				
O&M	50094639	Bliss, Richard B.	Utility	120206	501200	16	106				
O&M	12000065	Booker, Albert G.	Treatment Plant Op-Swing Shift	120201	501200	16	1				
Capital	12000065	Booker, Albert G.	Treatment Plant Op-Swing Shift	120205	184100	0	1				
O&M	12000065	Booker, Albert G.	Treatment Plant Op-Swing Shift	120251	501200	13	107				
O&M	12000065	Booker, Albert G.	Treatment Plant Op-Swing Shift	120251	501200	13	106				
O&M	12000010	Brady, James A.	Meter Reader (11/2/88-11/1/98)	120203	501200	16	106				1
O&M	12000010	Brady, James A.	Meter Reader (11/2/88-11/1/98)	120203	501200	16	1				
Capital	12000010	Brady, James A.	Meter Reader (11/2/88-11/1/98)	120205	184100	0	1				
Capital	12000010	Brady, James A.	Meter Reader (11/2/88-11/1/98)	120205	184100	0	106				
O&M	12000128	Bridwell, Linda C.	Mgr Engrg-Proj Delvry&Dev Svcs	120114	501200	16	1				
Capital	12000128	Bridwell, Linda C.	Mgr Engrg-Proj Delvry&Dev Svcs	120205	184100	0	1				
O&M	12000031	Brooks, Doug	Treatment Plant Op	120201	501200	16	1				
Capital	12000031	Brooks, Doug	Treatment Plant Op	120205	184100	0	1				
O&M	12000031	Brooks, Doug	Treatment Plant Op	120251	501200	13	106				
O&M	12000031	Brooks, Doug	Treatment Plant Op	120251	501200	13	107				
O&M	12000057	Brown Jr., Charles E.	Treatment Plant Op	120201	501200	16	1				
Capital	12000057	Brown Jr., Charles E.	Treatment Plant Op	120205	184100	0	1				
O&M	12000057	Brown Jr., Charles E.	Treatment Plant Op	120205	184100	0	106				
O&M	12000057	Brown Jr., Charles E.	Treatment Plant Op	120250	501200	13	107				
Capital	12000037	Brown, Kenneth B.	Backhoe Operator	120205	184100	0	1				
Capital	12000037	Brown, Kenneth B.	Backhoe Operator	120205	184100	0	106				
O&M	12000037	Brown, Kenneth B.	Backhoe Operator	120206	501200	16	1				
O&M	12000037	Brown, Kenneth B.	Backhoe Operator	120206	501200	16	106				
Capital	12000017	Burnfield, Robert	Specialist Engrng	120205	184100	0	1				
O&M	12000017	Burnfield, Robert	Specialist Engrng	120214	501200	16	106				
O&M	12000017	Burnfield, Robert	Specialist Engrng	120214	501200	16	1				1
O&M	12000080	Buchanan, Richard A.	Supvr Opns I	120201	501200	16	1				
Capital	12000080	Buchanan, Richard A.	Supvr Opns I	120205	184100	0	1				
Capital	12000002	Buckner, William S.	Supvr Field Operations	120205	184100	0	1				
O&M	12000002	Buckner, William S.	Supvr Field Operations	120206	501200	16	1				
O&M	12000060	Buehler, Kenneth L.	Maintenance Technician I	120201	501200	16	1				
Capital	12000060	Buehler, Kenneth L.	Maintenance Technician I	120205	184100	0	1				
O&M	12000060	Buehler, Kenneth L.	Maintenance Technician I	120205	184100	0	106				
O&M	12000060	Buehler, Kenneth L.	Maintenance Technician I	120250	501200	22	106				
O&M	12000060	Buehler, Kenneth L.	Maintenance Technician I	129101	501200	16	1				

CATEGORY	PRNUMBER	NAME2	TITLE	BUSUNIT	OBJECT	SUB	PDBA	District	Emp count	Salary	Hourly
O&M	12000125	Buehler, Pamela	Specialist Human Resources	120118	501200	16	1	KAWC	1		
O&M	12000125	Buehler, Pamela	Specialist Human Resources	120118	501200	16	106	KAWC			1
Capital	12000125	Buehler, Pamela	Specialist Human Resources	120205	184100	0	1	KAWC			
Capital	12000062	Byrd, Tony L.	Field Services Representative	120205	184100	0	106	KAWC	1		1
Capital	12000062	Byrd, Tony L.	Field Services Representative	120205	184100	0	1	KAWC			
O&M	12000062	Byrd, Tony L.	Field Services Representative	120206	501200	16	106	KAWC			
O&M	12000062	Byrd, Tony L.	Field Services Representative	120206	501200	16	1	KAWC			
Capital	50237899	Callan, Anthony R.	Production Technician	120205	184100	0	1	Owenton Sewer			
O&M	50237899	Callan, Anthony R.	Production Technician	123301	501200	13	106	Owenton Sewer			
O&M	50237899	Callan, Anthony R.	Production Technician	123301	501200	13	107	Owenton Sewer			
Capital	50066495	Carr, Shana D.	Lab Analyst	120205	184100	0	1	KAWC	1		1
O&M	50066495	Carr, Shana D.	Lab Analyst	120217	501200	16	1	KAWC			
O&M	50066495	Carr, Shana D.	Lab Analyst	125001	501200	1305	106	KAWC			
O&M	50066495	Carr, Shana D.	Lab Analyst	129101	501200	16	1	KAWC			
O&M	50066495	Carr, Shana D.	Lab Analyst	123301	501200	13	107	KAWC			
O&M	50085740	Cartier, Keith	VP Operations (Large)	120105	501200	16	1	Boonesboro Sewer	1		1
Capital	50085740	Cartier, Keith	VP Operations (Large)	120205	184100	0	1	KAWC			
Capital	50348220	Castano, Jose	Clerk Opns (N)	120205	184100	0	106	KAWC	1		1
Capital	50348220	Castano, Jose	Clerk Opns (N)	120205	184100	0	1	KAWC			
O&M	50348220	Castano, Jose	Clerk Opns (N)	120206	501200	16	106	KAWC			
O&M	50348220	Castano, Jose	Clerk Opns (N)	120206	501200	16	1	KAWC			
Capital	12007384	Castleman, Lee E.	Sr. Operations Generalist	120205	184100	0	1	KAWC	1		1
O&M	12007384	Castleman, Lee E.	Sr. Operations Generalist	123006	501200	16	1	KAWC			
O&M	12007384	Castleman, Lee E.	Sr. Operations Generalist	123206	501200	13	106	KAWC			
O&M	12000064	Chandler, Mark D.	Treatment Plant Op-2nd Shift	120201	501200	16	1	KAWC	1		1
Capital	12000064	Chandler, Mark D.	Treatment Plant Op-2nd Shift	120205	184100	0	1	KAWC			
O&M	12000064	Chandler, Mark D.	Treatment Plant Op-2nd Shift	120251	501200	13	107	KAWC			
O&M	12000064	Chandler, Mark D.	Treatment Plant Op-2nd Shift	120251	501200	13	106	KAWC			
O&M	50188930	Clark, Nathan A.	Maintenance Technician II	120201	501200	16	1	KAWC	1		1
Capital	50188930	Clark, Nathan A.	Maintenance Technician II	120205	184100	0	1	KAWC			
O&M	50188930	Clark, Nathan A.	Maintenance Technician II	120250	501200	23	106	KAWC			
O&M	12000139	Clayborne, Jr., Charles D.	Clerk Opns (N)	120119	501200	16	106	KAWC	1		1
O&M	12000139	Clayborne, Jr., Charles D.	Clerk Opns (N)	120119	501200	16	1	KAWC			
Capital	12000139	Clayborne, Jr., Charles D.	Clerk Opns (N)	120205	184100	0	1	KAWC			
Capital	50237900	Clifton, David B.	Production Technician	120205	184100	0	1	KAWC	1		1
O&M	50237900	Clifton, David B.	Production Technician	123006	501200	16	1	KAWC			
O&M	50237900	Clifton, David B.	Production Technician	123206	501200	13	106	KAWC			
O&M	50237900	Clifton, David B.	Production Technician	123206	501200	13	107	KAWC			
O&M	12000124	Cobb, Charles	Meter Reader (11/2/88-11/7/98)	120203	501200	16	106	KAWC	1		1
O&M	12000124	Cobb, Charles	Meter Reader (11/2/88-11/7/98)	120203	501200	16	1	KAWC			
Capital	12000124	Cobb, Charles	Meter Reader (11/2/88-11/7/98)	120205	184100	0	1	KAWC			
Capital	12000124	Cobb, Charles	Meter Reader (11/2/88-11/7/98)	120205	184100	0	106	KAWC			
O&M	12000096	Cole, Rachel S.	Supvr Business Process	120105	501200	16	1	KAWC	1		1
Capital	12000096	Cole, Rachel S.	Supvr Business Process	120205	184100	0	1	KAWC			
Capital	12006079	Collins, Brett	CREW LEADER	120205	184100	0	1	KAWC	1		1
Capital	12006079	Collins, Brett	CREW LEADER	120205	184100	0	106	KAWC			
O&M	12006079	Collins, Brett	CREW LEADER	120206	501200	16	106	KAWC			
O&M	12006079	Collins, Brett	CREW LEADER	120206	501200	16	1	KAWC			
O&M	12000142	Combs, Mitzi R.	Supvr Production	120201	501200	16	1	KAWC	1		1
Capital	12000142	Combs, Mitzi R.	Supvr Production	120205	184100	0	1	KAWC			
O&M	12003959	Couch, Jerry	Meter Reader	120203	501200	16	106	KAWC	1		1
O&M	12003959	Couch, Jerry	Meter Reader	120203	501200	16	1	KAWC			
Capital	12003959	Couch, Jerry	Meter Reader	120205	184100	0	1	KAWC			
Capital	12003959	Couch, Jerry	Meter Reader	120205	184100	0	106	KAWC			
O&M	12000117	Coy, Timothy	Specialist Opns	120201	501200	16	1	KAWC	1		1
O&M	12000117	Coy, Timothy	Specialist Opns	120201	501200	16	1	KAWC			
O&M	12000117	Coy, Timothy	Specialist Opns	120205	184100	0	106	KAWC			
O&M	12000117	Coy, Timothy	Specialist Opns	120205	184100	0	1	KAWC			
O&M	12000117	Coy, Timothy	Specialist Opns	123006	501200	1305	106	KAWC			
O&M	12000117	Coy, Timothy	Specialist Opns	125001	501200	16	1	KAWC			
O&M	12000117	Coy, Timothy	Specialist Opns	129101	501200	16	1	KAWC			
O&M	12000133	Cruse, Robert M.	Field Services Representative	120205	184100	0	106	Boonesboro Sewer	1		1
Capital	12000133	Cruse, Robert M.	Field Services Representative	120205	184100	0	1	KAWC			
O&M	12000133	Cruse, Robert M.	Field Services Representative	120206	501200	16	1	KAWC			
O&M	12000133	Cruse, Robert M.	Field Services Representative	120206	501200	16	106	KAWC			
O&M	12000145	Dean, David J.	Treatment Plant Op	120201	501200	16	1	KAWC	1		1
Capital	12000145	Dean, David J.	Treatment Plant Op	120205	184100	0	1	KAWC			
O&M	12000145	Dean, David J.	Treatment Plant Op	120251	501200	13	106	KAWC			
O&M	12000145	Dean, David J.	Treatment Plant Op	120251	501200	13	107	KAWC			
Capital	50237898	Dempsey, Stephen M.	Sr. Operations Generalist	120205	184100	0	1	KAWC	1		1
O&M	50237898	Dempsey, Stephen M.	Sr. Operations Generalist	123006	501200	16	1	KAWC			

CATEGORY	PRNUMBER	NAME2	TITLE	BUSUNIT	OBJECT	SUB	PDBA	District	Emp count	Salary	Hourly
O&M	50237898	Dempsey, Stephen M.	Sr. Operations Generalist	123206	501200	13	106	KAWC			
O&M	50237898	Dempsey, Stephen M.	Sr. Operations Generalist	123301	501200	16	1	Owenton Sewer	1		1
O&M	12006076	Dennison, James Benneite	Treatment Plant Op-Swing Shift	120201	501200	16	1	KAWC			
Capital	12006076	Dennison, James Benneite	Treatment Plant Op-Swing Shift	120205	184100	0	1	KAWC			
O&M	12006076	Dennison, James Benneite	Treatment Plant Op-Swing Shift	120250	501200	13	106	KAWC			
Capital	99990004	Dixon, Kevin R.	Crew Leader - Jr. Backhoe	120205	184100	0	1	KAWC	1		1
Capital	99990004	Dixon, Kevin R.	Crew Leader - Jr. Backhoe	120205	184100	0	106	KAWC			
O&M	99990004	Dixon, Kevin R.	Crew Leader - Jr. Backhoe	120206	501200	16	1	KAWC			
O&M	99990004	Dixon, Kevin R.	Crew Leader - Jr. Backhoe	120206	501200	16	106	KAWC			
O&M	50345811	Dotson, Nicholas L.	Treatment Plant Op-3rd Shift	120201	501200	16	1	KAWC	1		1
Capital	50345811	Dotson, Nicholas L.	Treatment Plant Op-3rd Shift	120205	184100	0	1	KAWC			
O&M	50345811	Dotson, Nicholas L.	Treatment Plant Op-3rd Shift	120250	501200	13	106	KAWC			
O&M	50345811	Dotson, Nicholas L.	Treatment Plant Op-3rd Shift	120250	501200	13	107	KAWC			
Capital	12000005	Farmer, Danny R.	Supvr Storeroom	120205	184100	0	1	KAWC	1		1
O&M	12000005	Farmer, Danny R.	Supvr Storeroom	120214	501200	16	1	KAWC			
Capital	12000075	Felts, Jon W.	Specialist Opns	120205	184100	0	1	KAWC	1		1
O&M	12000075	Felts, Jon W.	Specialist Opns	120206	501200	16	1	KAWC			
O&M	12000075	Felts, Jon W.	Specialist Opns	120206	501200	16	106	KAWC			
Capital	50333303	Fields, Christopher M.	CREW LEADER	120205	184100	0	106	KAWC			
Capital	50333303	Fields, Christopher M.	CREW LEADER	120205	184100	0	1	KAWC	1		1
O&M	50333303	Fields, Christopher M.	CREW LEADER	120206	501200	16	1	KAWC			
O&M	50333303	Fields, Christopher M.	CREW LEADER	120206	501200	16	106	KAWC			
O&M	12000056	Flannery, Gabriel T.	CREW LEADER	120205	184100	0	106	KAWC			
Capital	12000056	Flannery, Gabriel T.	CREW LEADER	120205	184100	0	1	KAWC	1		1
O&M	12000056	Flannery, Gabriel T.	CREW LEADER	120206	501200	16	106	KAWC			
O&M	12000056	Flannery, Gabriel T.	CREW LEADER	120206	501200	16	106	KAWC			
O&M	12000123	Floyd, Elizabeth A.	Specialist Opns	120205	184100	0	1	KAWC	1		1
O&M	12000123	Floyd, Elizabeth A.	Specialist Opns	120206	501200	16	106	KAWC			
O&M	50271711	Galavotti, Michael D.	Sr Project Engr	120114	501200	16	1	KAWC	1		1
Capital	50237897	Gibson, Marshall C.	Sr. Operations Generalist	120205	184100	0	1	KAWC	1		1
O&M	50237897	Gibson, Marshall C.	Sr. Operations Generalist	123006	501200	16	1	KAWC			
O&M	50237897	Gibson, Marshall C.	Sr. Operations Generalist	123006	501200	13	106	KAWC			
O&M	50237897	Gibson, Marshall C.	Sr. Operations Generalist	123301	501200	16	1	KAWC			
O&M	50299154	Golden, Virginia-Bibb W.	Engineering Project Manager	120114	501200	16	1	Owenton Sewer	1		1
Capital	50299154	Golden, Virginia-Bibb W.	Engineering Project Manager	120205	184100	0	1	KAWC			
O&M	50303438	Gray, Michael D.	Treatment Plant OpUtil-2ndShift	120201	501200	16	1	KAWC	1		1
Capital	50303438	Gray, Michael D.	Treatment Plant OpUtil-2ndShift	120205	184100	0	1	KAWC			
O&M	12000120	Griffin, Dillard	Mgr Production	120201	501200	16	1	KAWC	1		1
Capital	12000120	Griffin, Dillard	Mgr Production	120205	184100	0	1	KAWC			
O&M	50413314	Hack, John-Mark B.	Director Gov't Affairs	120122	501200	16	1	KAWC	1		1
Capital	50413314	Hack, John-Mark B.	Director Gov't Affairs	120205	184100	0	1	KAWC			
Capital	12000081	Hall II, John W.	Field Services Representative	120205	184100	0	106	KAWC			
Capital	12000081	Hall II, John W.	Field Services Representative	120205	184100	0	1	KAWC	1		1
O&M	12000081	Hall II, John W.	Field Services Representative	120206	501200	16	106	KAWC			
O&M	50325171	Hall, Erik J.	Utility	120205	184100	0	106	KAWC			
Capital	50325171	Hall, Erik J.	Utility	120205	184100	0	1	KAWC	1		1
O&M	50325171	Hall, Erik J.	Utility	120206	501200	16	106	KAWC			
O&M	50325171	Hall, Erik J.	Utility	120206	501200	16	1	KAWC			
Capital	12000068	Hawthorne, Richard B.	Specialist Engrg	120205	184100	0	1	KAWC	1		1
O&M	12000068	Hawthorne, Richard B.	Specialist Engrg	120214	501200	16	106	KAWC			
O&M	12000068	Hawthorne, Richard B.	Specialist Engrg	120214	501200	16	106	KAWC			
Capital	12000082	Horton, Beverly G.	Clerk Opns (N)	120205	184100	0	106	KAWC			
Capital	12000082	Horton, Beverly G.	Clerk Opns (N)	120205	184100	0	1	KAWC	1		1
O&M	12000082	Horton, Beverly G.	Clerk Opns (N)	120206	501200	16	1	KAWC			
O&M	12000082	Horton, Beverly G.	Clerk Opns (N)	120206	501200	16	106	KAWC			
Capital	50154974	Houston, Erin G.	Utility	120205	184100	0	106	KAWC			
Capital	50154974	Houston, Erin G.	Utility	120205	184100	0	1	KAWC	1		1
O&M	50154974	Houston, Erin G.	Utility	120206	501200	16	106	KAWC			
O&M	50154974	Houston, Erin G.	Utility	120206	501200	16	1	KAWC			
Capital	50342560	Hungate, Bethany G.	Clerk Opns (N)	120205	184100	0	106	KAWC			
Capital	50342560	Hungate, Bethany G.	Clerk Opns (N)	120205	184100	0	1	KAWC	1		1
O&M	50342560	Hungate, Bethany G.	Clerk Opns (N)	120206	501200	16	106	KAWC			
O&M	50342560	Hungate, Bethany G.	Clerk Opns (N)	120206	501200	16	106	KAWC			
O&M	50193807	Hurley, Terri L.	Meter Reader	120203	501200	16	106	KAWC			
O&M	50193807	Hurley, Terri L.	Meter Reader	120203	501200	16	106	KAWC			

Bluegrass Station O & M

CATEGORY	PRNUMBER	NAME2	TITLE	BUSUNIT	OBJECT	SUB	PDBA	District	Emp count	Salary	Hourly
Capital	50193807	Hurley, Terri L.	Meter Reader	120205	184100	0	1	KAWC			
Capital	50193807	Hurley, Terri L.	Meter Reader	120205	184100	0	106	KAWC			
O&M	50285333	Hurt, Jason M.	Engineering Project Manager	120114	501200	16	1	KAWC	1		1
Capital	50285333	Hurt, Jason M.	Engineering Project Manager	120205	184100	0	1	KAWC			
Capital	12000127	Jackson, Jarold T.	Mgr Field Operations	120205	184100	0	1	KAWC	1		1
O&M	12000127	Jackson, Jarold T.	Mgr Field Operations	120206	501200	16	1	KAWC	1		1
O&M	50258638	Jelly, Scarlett V.	Meter Reader	120203	501200	16	1	KAWC	1		1
O&M	50258638	Jelly, Scarlett V.	Meter Reader	120203	501200	16	106	KAWC			
Capital	50258638	Jelly, Scarlett V.	Meter Reader	120205	184100	0	1	KAWC			
Capital	50258638	Jelly, Scarlett V.	Meter Reader	120205	184100	0	106	KAWC	1		1
O&M	12000038	Johnson, Dorothy J.	Specialist Opns	120201	501200	16	1	KAWC			
Capital	12000038	Johnson, Dorothy J.	Specialist Opns	120205	184100	0	1	KAWC			
O&M	12000038	Johnson, Dorothy J.	Specialist Opns	120217	501200	1305	106	KAWC			
O&M	12000038	Johnson, Dorothy J.	Specialist Opns	129101	501200	16	1	Bluegrass Station O & M			
O&M	12003045	Kees, Alvin R.	Treatment Plant Op/Util-SwgShft	120201	501200	16	1	KAWC	1		1
Capital	12003045	Kees, Alvin R.	Treatment Plant Op/Util-SwgShft	120205	184100	0	1	KAWC			
O&M	12003045	Kees, Alvin R.	Treatment Plant Op/Util-SwgShft	120250	501200	13	106	KAWC			
O&M	12003045	Kees, Alvin R.	Treatment Plant Op/Util-SwgShft	120250	501200	13	107	KAWC			
Capital	50237894	Kincaid, Terry M.	Sr. Operations Generalist	120205	184100	0	1	KAWC	1		1
O&M	50237894	Kincaid, Terry M.	Sr. Operations Generalist	123206	501200	13	106	KAWC			
O&M	50237894	Kincaid, Terry M.	Sr. Operations Generalist	123206	501200	13	107	KAWC			
O&M	50237894	Kincaid, Terry M.	Sr. Operations Generalist	123301	501200	16	1	Owenton Sewer	1		1
Capital	50268700	Kinley, Victor E.	Utility	120205	184100	0	106	KAWC			
Capital	50268700	Kinley, Victor E.	Utility	120205	184100	0	1	KAWC			
O&M	50268700	Kinley, Victor E.	Utility	120206	501200	16	106	KAWC			
O&M	50268700	Kinley, Victor E.	Utility	120206	501200	16	1	KAWC			
O&M	50268700	Kinley, Victor E.	Utility	120206	501200	16	1	KAWC			
O&M	50273918	Kruchinski, Ronald K.	Specialist Opns	120201	501200	16	1	KAWC	1		1
O&M	50273918	Kruchinski, Ronald K.	Specialist Opns	120201	501200	1305	106	KAWC			
Capital	50273918	Kruchinski, Ronald K.	Specialist Opns	120205	184100	0	1	KAWC			
O&M	50392915	Lee, Patricia	Admin Asst (N)	120121	501200	16	106	KAWC	1		1
O&M	50392915	Lee, Patricia	Admin Asst (N)	120121	501200	16	1	KAWC			
Capital	50392915	Lee, Patricia	Admin Asst (N)	120205	184100	0	1	KAWC			
O&M	50187315	Lynch, William L.	TREATMENT PLT OPR FIXED RELIEF	120201	501200	16	1	KAWC	1		1
Capital	50187315	Lynch, William L.	TREATMENT PLT OPR FIXED RELIEF	120205	184100	0	1	KAWC			
O&M	50187315	Lynch, William L.	TREATMENT PLT OPR FIXED RELIEF	120251	501200	13	106	KAWC			
O&M	50187315	Lynch, William L.	TREATMENT PLT OPR FIXED RELIEF	120251	501200	13	107	KAWC			
O&M	50205802	Maggard, Michael D.	Maintenance Technician I	120201	501200	16	1	KAWC	1		1
Capital	50205802	Maggard, Michael D.	Maintenance Technician I	120205	184100	0	1	KAWC			
O&M	50205802	Maggard, Michael D.	Maintenance Technician I	120251	501200	22	106	KAWC			
O&M	50205802	Maggard, Michael D.	Maintenance Technician I	123301	501200	16	1	KAWC	1		1
Capital	12000073	Mattngly, Marion W.	Supvr Field Operations	120205	184100	0	1	Owenton Sewer	1		1
O&M	12000073	Mattngly, Marion W.	Supvr Field Operations	120206	501200	16	1	KAWC			
Capital	12000071	Mattngly, Richard	Field Services Representative	120205	184100	0	106	KAWC			
Capital	12000071	Mattngly, Richard	Field Services Representative	120205	184100	0	1	KAWC			
O&M	12000071	Mattngly, Richard	Field Services Representative	120206	501200	16	106	KAWC			
O&M	12000071	Mattngly, Richard	Field Services Representative	120206	501200	16	1	KAWC			
O&M	12000046	Maxey, Jerry W.	Maintenance Technician II	120201	501200	16	1	KAWC	1		1
Capital	12000046	Maxey, Jerry W.	Maintenance Technician II	120205	184100	0	1	KAWC			
O&M	12000046	Maxey, Jerry W.	Maintenance Technician II	120251	501200	23	106	KAWC			
O&M	12000046	Maxey, Jerry W.	Maintenance Technician II	123301	501200	16	1	Owenton Sewer			
O&M	12000046	Maxey, Jerry W.	Maintenance Technician II	125001	501200	16	1	Boonesboro Sewer			
O&M	12000046	Maxey, Jerry W.	Maintenance Technician II	129101	501200	16	1	Bluegrass Station O & M			
Capital	12000058	Mccullough, Millard W.	Field Services Representative	120205	184100	0	106	KAWC	1		1
Capital	12000058	Mccullough, Millard W.	Field Services Representative	120205	184100	0	1	KAWC			
O&M	12000058	Mccullough, Millard W.	Field Services Representative	120206	501200	16	106	KAWC			
O&M	12000058	Mccullough, Millard W.	Field Services Representative	120206	501200	16	1	KAWC			
Capital	99990006	McFarland, Ryan L.	Utility	120205	184100	0	106	KAWC	1		1
O&M	99990006	McFarland, Ryan L.	Utility	120205	184100	0	1	KAWC			
O&M	99990006	McFarland, Ryan L.	Utility	120206	501200	16	1	KAWC			
O&M	99990006	McFarland, Ryan L.	Utility	120206	501200	16	106	KAWC			
O&M	12000107	McFarland, Terry L.	Meter Reader (11/01/88)	120203	501200	16	1	KAWC	1		1
O&M	12000107	McFarland, Terry L.	Meter Reader (11/01/88)	120203	501200	16	106	KAWC			
Capital	12000107	McFarland, Terry L.	Meter Reader (11/01/88)	120205	184100	0	1	KAWC			
Capital	12000107	McFarland, Terry L.	Meter Reader (11/01/88)	120205	184100	0	106	KAWC			
O&M	12000107	McFarland, Terry L.	Meter Reader (11/01/88)	129101	501200	16	1	Bluegrass Station O & M			
Capital	50192332	Merriman, Randy T.	Utility	120205	184100	0	106	KAWC	1		1
Capital	50192332	Merriman, Randy T.	Utility	120205	184100	0	1	KAWC			
O&M	50192332	Merriman, Randy T.	Utility	120206	501200	16	106	KAWC			
O&M	50192332	Merriman, Randy T.	Utility	120206	501200	16	1	KAWC			

CATEGORY	PRNUMBER	NAME2	TITLE	BUSUNIT	OBJECT	SUB	PDBA	District	Emp count	Salary	Hourly
O&M	12000100	Mikaelian, Pamela A.	Intmd Financial Analyst	120105	501200	16	1	KAWC	1		1
Capital	12000100	Mikaelian, Pamela A.	Intmd Financial Analyst	120205	184100	0	1	KAWC			
O&M	12000012	Mireault, Debra A.	Admin Asst (N)	120114	501200	16	1	KAWC	1		1
Capital	12000012	Mireault, Debra A.	Admin Asst (N)	120205	184100	0	1	KAWC			
Capital	12000001	Moberly, Michael K.	Field Services Representative	120205	184100	0	106	KAWC	1		1
Capital	12000001	Moberly, Michael K.	Field Services Representative	120205	184100	0	1	KAWC			
O&M	12000001	Moberly, Michael K.	Field Services Representative	120206	501200	16	106	KAWC	1		1
O&M	12000001	Moberly, Michael K.	Field Services Representative	120206	501200	16	1	KAWC			
Capital	12004648	Moore, David M.	CREW LEADER	120205	184100	0	106	KAWC	1		1
Capital	12004648	Moore, David M.	CREW LEADER	120205	184100	0	1	KAWC			
O&M	12004648	Moore, David M.	CREW LEADER	120206	501200	16	1	KAWC	1		1
O&M	12004648	Moore, David M.	CREW LEADER	120206	501200	16	106	KAWC	1		1
Capital	12000138	Moore, Dennis J.	Field Services Representative	120205	184100	0	106	KAWC	1		1
Capital	12000138	Moore, Dennis J.	Field Services Representative	120205	184100	0	1	KAWC			
O&M	12000138	Moore, Dennis J.	Field Services Representative	120206	501200	16	1	KAWC	1		1
O&M	12000138	Moore, Dennis J.	Field Services Representative	120206	501200	16	106	KAWC	1		1
O&M	50068253	Mosby, Erik L.	Meter Reader	120203	501200	16	1	KAWC	1		1
O&M	50068253	Mosby, Erik L.	Meter Reader	120205	184100	0	106	KAWC	1		1
Capital	50068253	Mosby, Erik L.	Meter Reader	120205	184100	0	1	KAWC			
O&M	12000103	Mullins, Mark E.	Supvr Maint Service	120201	501200	16	1	KAWC	1		1
Capital	12000103	Mullins, Mark E.	Supvr Maint Service	120205	184100	0	1	KAWC			
O&M	12000158	Music, Russel	Treatment Plant Op	120201	501200	16	1	KAWC	1		1
Capital	12000158	Music, Russel	Treatment Plant Op	120205	184100	0	1	KAWC			
O&M	12000158	Music, Russel	Treatment Plant Op	120251	501200	13	106	KAWC	1		1
O&M	12000158	Music, Russel	Treatment Plant Op	120251	501200	13	107	KAWC	1		1
Capital	99990008	New - Production Technician	Production Technician	120205	184100	0	1	KAWC	1		1
O&M	99990008	New - Production Technician	Production Technician	123006	501200	16	1	KAWC	1		1
O&M	99990008	New - Production Technician	Production Technician	123006	501200	13	106	KAWC	1		1
O&M	99990008	New - Production Technician	Production Technician	123206	501200	13	107	KAWC	1		1
Capital	50237902	O'Banion, Bobby E.	Production Technician	120205	184100	0	1	KAWC	1		1
O&M	50237902	O'Banion, Bobby E.	Production Technician	123006	501200	13	107	KAWC	1		1
O&M	50237902	O'Banion, Bobby E.	Production Technician	123006	501200	13	106	KAWC	1		1
Capital	50237901	Osborne, LeeAnn	Clerk Opns (N)	120205	184100	0	1	KAWC	1		1
O&M	50237901	Osborne, LeeAnn	Clerk Opns (N)	123206	501200	16	1	KAWC	1		1
Capital	12000143	Owens, Stacy R.	Supvr Field Operations	120205	184100	0	1	KAWC	1		1
O&M	12000143	Owens, Stacy R.	Supvr Field Operations	120206	501200	16	1	KAWC	1		1
Capital	12000016	Poindexter, David	CREW LEADER	120205	184100	0	106	KAWC	1		1
Capital	12000016	Poindexter, David	CREW LEADER	120205	184100	0	1	KAWC			
O&M	12000016	Poindexter, David	CREW LEADER	120206	501200	16	106	KAWC	1		1
O&M	12000016	Poindexter, David	CREW LEADER	120206	501200	16	1	KAWC			
O&M	12000072	Pugh, Mary E.	Admin Asst (N)	120201	501200	13	106	KAWC	1		1
O&M	12000072	Pugh, Mary E.	Admin Asst (N)	120201	501200	16	1	KAWC			
Capital	12000072	Pugh, Mary E.	Admin Asst (N)	120205	184100	0	1	KAWC	1		1
O&M	50328350	Ramey, Karin J.	Specialist Opns	120114	501200	16	1	KAWC	1		1
Capital	50328350	Ramey, Karin J.	Specialist Opns	120205	184100	0	1	KAWC			
Capital	99990005	Richardson, Tony E.	Meter Technician	120205	184100	0	1	KAWC	1		1
O&M	99990005	Richardson, Tony E.	Meter Technician	120206	501200	16	106	KAWC	1		1
O&M	99990005	Richardson, Tony E.	Meter Technician	120206	501200	16	1	KAWC			
Capital	50272970	Riggs, Barrett W.	Utility	120205	184100	0	106	KAWC	1		1
Capital	50272970	Riggs, Barrett W.	Utility	120205	184100	0	1	KAWC			
O&M	50272970	Riggs, Barrett W.	Utility	120206	501200	16	106	KAWC	1		1
O&M	50272970	Riggs, Barrett W.	Utility	120206	501200	16	1	KAWC			
O&M	50328959	Riley, Joshua D.	Meter Reader	120203	501200	16	106	KAWC	1		1
O&M	50328959	Riley, Joshua D.	Meter Reader	120203	501200	16	1	KAWC			
Capital	50328959	Riley, Joshua D.	Meter Reader	120205	184100	0	106	KAWC	1		1
Capital	50328959	Riley, Joshua D.	Meter Reader	120205	184100	0	1	KAWC			
O&M	12000067	Roney, Roy K.	Specialist Water Quality	120201	501200	16	1	KAWC	1		1
Capital	12000067	Roney, Roy K.	Specialist Water Quality	120205	184100	0	1	KAWC			
Capital	12000076	Rookard, Paul E.	Supvr Field Operations	120205	184100	0	1	KAWC	1		1
O&M	12000076	Rookard, Paul E.	Supvr Field Operations	120206	501200	16	1	KAWC			
O&M	12004605	Roser, Bryan	Meter Reader	120203	501200	16	1	KAWC	1		1
O&M	12004605	Roser, Bryan	Meter Reader	120203	501200	16	106	KAWC	1		1
Capital	12004605	Roser, Bryan	Meter Reader	120205	184100	0	1	KAWC			
Capital	12004605	Roser, Bryan	Meter Reader	120205	184100	0	106	KAWC			
O&M	50059079	Ross, Sr., Frank A.	Supvr Loss Control	120119	501200	16	1	KAWC	1		1
Capital	50059079	Ross, Sr., Frank A.	Supvr Loss Control	120205	184100	0	1	KAWC			
O&M	12000052	Rowe, Nick O.	President (States)	120105	501200	16	1	KAWC	1		1
Capital	12000052	Rowe, Nick O.	President (States)	120205	184100	0	1	KAWC			

CATEGORY	PRNUMBER	NAME2	TITLE	BUSUNIT	OBJECT	SUB	PDBA	District	Emp count	Salary	Hourly
Capital	12000074	Samuels, Robert L.	Field Services Representative	120205	184100	0	106	KAWC	1		1
Capital	12000074	Samuels, Robert L.	Field Services Representative	120205	184100	0	1	KAWC			
O&M	12000074	Samuels, Robert L.	Field Services Representative	120206	501200	16	106	KAWC			
O&M	12000074	Samuels, Robert L.	Field Services Representative	120206	501200	16	1	KAWC			
Capital	50267233	Scott, Ronnie J.	Utility	120205	184100	0	106	KAWC	1		1
Capital	50267233	Scott, Ronnie J.	Utility	120205	184100	0	1	KAWC			
O&M	50267233	Scott, Ronnie J.	Utility	120206	501200	16	106	KAWC			
O&M	50267233	Scott, Ronnie J.	Utility	120206	501200	16	1	KAWC			
Capital	12004012	Shehee, David B.	Supvr Water Quality	120205	184100	0	1	KAWC	1		1
O&M	12004012	Shehee, David B.	Supvr Water Quality	120217	501200	16	1	KAWC			
O&M	12004012	Shehee, David B.	Supvr Water Quality	125001	501200	16	1	KAWC			
O&M	12004012	Shehee, David B.	Supvr Water Quality	129101	501200	16	1	KAWC			
Capital	12000159	Siler, Bryan V.	Specialist Opns	120205	184100	0	1	Boonesboro Sewer	1		1
O&M	12000159	Siler, Bryan V.	Specialist Opns	120206	501200	16	1	Bluegrass Station O & M			
O&M	12000159	Siler, Bryan V.	Specialist Opns	120206	501200	16	106	KAWC			
Capital	50328953	Simpson, Donald S.	Utility	120205	184100	0	1	KAWC	1		1
Capital	50328953	Simpson, Donald S.	Utility	120205	184100	0	106	KAWC			
O&M	50328953	Simpson, Donald S.	Utility	120206	501200	16	1	KAWC			
O&M	50328953	Simpson, Donald S.	Utility	120206	501200	16	106	KAWC			
Capital	12000132	Sipes, Peggy S.	Clerk Opns (N)	120205	184100	0	106	KAWC	1		1
Capital	12000132	Sipes, Peggy S.	Clerk Opns (N)	120205	184100	0	1	KAWC			
O&M	12000132	Sipes, Peggy S.	Clerk Opns (N)	120206	501200	16	106	KAWC			
O&M	12000132	Sipes, Peggy S.	Clerk Opns (N)	120206	501200	16	1	KAWC			
O&M	12000036	Slone, Peggy A.	Exec Asst	120105	501200	16	1	KAWC	1		1
O&M	12000036	Slone, Peggy A.	Exec Asst	120105	501200	16	106	KAWC			
Capital	12000135	Smith, James R.	Backhoe Operator	120205	184100	0	106	KAWC	1		1
Capital	12000135	Smith, James R.	Backhoe Operator	120205	184100	0	1	KAWC			
O&M	12000135	Smith, James R.	Backhoe Operator	120206	501200	16	1	KAWC			
O&M	12000135	Smith, James R.	Backhoe Operator	120206	501200	16	106	KAWC			
Capital	50172172	Smith, Stephen W.	CREW LEADER	120205	184100	0	1	KAWC	1		1
Capital	50172172	Smith, Stephen W.	CREW LEADER	120205	184100	0	106	KAWC			
O&M	50172172	Smith, Stephen W.	CREW LEADER	120206	501200	16	1	KAWC			
O&M	50172172	Smith, Stephen W.	CREW LEADER	120206	501200	16	106	KAWC			
Capital	99990003	Smither, William J.	CREW LEADER	120205	184100	0	106	KAWC	1		1
Capital	99990003	Smither, William J.	CREW LEADER	120205	184100	0	1	KAWC			
O&M	99990003	Smither, William J.	CREW LEADER	120206	501200	16	106	KAWC			
O&M	99990003	Smither, William J.	CREW LEADER	120206	501200	16	1	KAWC			
O&M	50168955	Stigall, Eric D.	Drafter CAD (N)	120114	501200	16	1	KAWC	1		1
Capital	50168955	Stigall, Eric D.	Drafter CAD (N)	120205	184100	0	1	KAWC			
O&M	12000108	Sturgis, Edwin A.	Treatment Plant Opr Utility	120201	501200	16	1	KAWC	1		1
Capital	12000108	Sturgis, Edwin A.	Treatment Plant Opr Utility	120205	184100	0	1	KAWC			
O&M	12000108	Sturgis, Edwin A.	Treatment Plant Opr Utility	120250	501200	13	107	KAWC			
O&M	12000108	Sturgis, Edwin A.	Treatment Plant Opr Utility	120250	501200	13	106	KAWC			
Capital	12000146	Teegarden, Randy H.	Sr. Operations Generalist	120205	184100	0	1	KAWC	1		1
O&M	12000146	Teegarden, Randy H.	Sr. Operations Generalist	123006	501200	16	1	KAWC			
O&M	12000146	Teegarden, Randy H.	Sr. Operations Generalist	123006	501200	13	106	KAWC			
Capital	50104498	Tellez, Jose M.	Utility	120205	184100	0	106	KAWC	1		1
Capital	50104498	Tellez, Jose M.	Utility	120205	184100	0	1	KAWC			
O&M	50104498	Tellez, Jose M.	Utility	120206	501200	16	1	KAWC			
O&M	50104498	Tellez, Jose M.	Utility	120206	501200	16	106	KAWC			
O&M	12007090	Tomko, Gregory V.	Engineering Project Manager	120114	501200	16	1	KAWC	1		1
Capital	12007090	Tomko, Gregory V.	Engineering Project Manager	120205	184100	0	1	KAWC			
Capital	12000112	Townsend, Kelly S.	Clerk Opns (N)	120205	184100	0	106	KAWC	1		1
Capital	12000112	Townsend, Kelly S.	Clerk Opns (N)	120205	184100	0	1	KAWC			
O&M	12000112	Townsend, Kelly S.	Clerk Opns (N)	120206	501200	16	106	KAWC			
O&M	12000112	Townsend, Kelly S.	Clerk Opns (N)	120206	501200	16	1	KAWC			
Capital	12007337	True, Angela K.	Clerk Opns (N)	120205	184100	0	1	KAWC	1		1
O&M	12007337	True, Angela K.	Clerk Opns (N)	123005	501200	16	1	KAWC			
Capital	12007318	Tudor, Carol F.	Specialist Service Delivery	120205	184100	0	1	KAWC	1		1
O&M	12007318	Tudor, Carol F.	Specialist Service Delivery	123006	501200	16	1	KAWC			
Capital	12007378	Tudor, Paul E.	Operations Generalist	120205	184100	0	1	KAWC	1		1
O&M	12007378	Tudor, Paul E.	Operations Generalist	123006	501200	16	1	KAWC			
O&M	12007378	Tudor, Paul E.	Operations Generalist	123006	501200	16	106	KAWC			
O&M	12007378	Tudor, Paul E.	Operations Generalist	123006	501200	16	1	KAWC			
O&M	99990007	Vacant - Admin Asst Cross Connection	Admin Asst Cross Connection	120201	501200	13	106	KAWC	1		1
O&M	99990007	Vacant - Admin Asst Cross Connection	Admin Asst Cross Connection	120205	184100	0	1	KAWC			
Capital	12000063	Lee, Joseph	CREW LEADER	120205	184100	0	106	KAWC	1		1
Capital	12000063	Lee, Joseph	CREW LEADER	120205	184100	0	1	KAWC			
O&M	12000063	Lee, Joseph	CREW LEADER	120206	501200	16	106	KAWC			
O&M	12000063	Lee, Joseph	CREW LEADER	120206	501200	16	1	KAWC			

CATEGORY	PRNUMBER	NAME2	TITLE	BUSUNIT	OBJECT	SUB	PDBA	District	Emp count	Salary	Hourly
Capital	50062542	Horn, Larry	CREW LEADER	120205	184100	0	106	KAWC	1		1
Capital	50062542	Horn, Larry	CREW LEADER	120205	184100	0	1	KAWC			
O&M	50062542	Horn, Larry	CREW LEADER	120206	501200	16	106	KAWC			
O&M	50062542	Horn, Larry	CREW LEADER	120206	501200	16	1	KAWC			
Capital	50401243	Buffin, Keith	Process Maint Tech	120205	184100	0	1	KAWC	1		1
O&M	50401243	Buffin, Keith	Process Maint Tech	123006	501200	16	1	KAWC			
O&M	50401243	Buffin, Keith	Process Maint Tech	123206	501200	13	106	KAWC			
O&M	1	Vacant - Treatment Plant Op-3rd Shift	Treatment Plant Op-3rd Shift	120201	501200	16	1	KAWC	1		1
Capital	1	Vacant - Treatment Plant Op-3rd Shift	Treatment Plant Op-3rd Shift	120205	184100	0	1	KAWC			
O&M	1	Vacant - Treatment Plant Op-3rd Shift	Treatment Plant Op-3rd Shift	120251	501200	13	106	KAWC			
O&M	1	Vacant - Treatment Plant Op-3rd Shift	Treatment Plant Op-3rd Shift	120251	501200	13	107	KAWC			
O&M	99990009	Vacant - Treatment Plant Operator/Utility	Treatment Plant Opr Utility	120201	501200	16	1	KAWC	1		1
Capital	99990009	Vacant - Treatment Plant Operator/Utility	Treatment Plant Opr Utility	120205	184100	0	1	KAWC			
O&M	99990009	Vacant - Treatment Plant Operator/Utility	Treatment Plant Opr Utility	123206	501200	13	106	KAWC			
O&M	99990009	Vacant - Treatment Plant Operator/Utility	Treatment Plant Opr Utility	123206	501200	13	107	KAWC			
Capital	50387611	Jones, Gene	Utility	120205	184100	0	106	KAWC	1		1
Capital	50387611	Jones, Gene	Utility	120205	184100	0	1	KAWC			
O&M	50387611	Jones, Gene	Utility	120206	501200	16	106	KAWC			
O&M	50387611	Jones, Gene	Utility	120206	501200	16	1	KAWC			
Capital	50401266	Blevins, Dennis	Utility	120205	184100	0	106	KAWC	1		1
Capital	50401266	Blevins, Dennis	Utility	120205	184100	0	1	KAWC			
O&M	50401266	Blevins, Dennis	Utility	120206	501200	16	106	KAWC			
O&M	50401266	Blevins, Dennis	Utility	120206	501200	16	1	KAWC			
Capital	50176069	Vaughn, Jonathan T.	Clerk Opns (N)	120205	184100	0	106	KAWC	1		1
Capital	50176069	Vaughn, Jonathan T.	Clerk Opns (N)	120205	184100	0	1	KAWC			
O&M	50176069	Vaughn, Jonathan T.	Clerk Opns (N)	120206	501200	16	106	KAWC			
O&M	50176069	Vaughn, Jonathan T.	Clerk Opns (N)	120206	501200	16	1	KAWC			
O&M	12000115	Vaught, Elizabeth J.	Treatment Plant Op-2nd Shift	120201	501200	16	1	KAWC	1		1
Capital	12000115	Vaught, Elizabeth J.	Treatment Plant Op-2nd Shift	120205	184100	0	1	KAWC			
O&M	12000115	Vaught, Elizabeth J.	Treatment Plant Op-2nd Shift	120251	501200	13	106	KAWC			
O&M	12000115	Vaught, Elizabeth J.	Treatment Plant Op-2nd Shift	120251	501200	13	107	KAWC			
Capital	50345342	Vinegar, Cecily N.	Clerk Opns (N)	120205	184100	0	106	KAWC	1		1
Capital	50345342	Vinegar, Cecily N.	Clerk Opns (N)	120205	184100	0	1	KAWC			
O&M	50345342	Vinegar, Cecily N.	Clerk Opns (N)	120206	501200	16	106	KAWC			
O&M	50345342	Vinegar, Cecily N.	Clerk Opns (N)	120206	501200	16	1	KAWC			

CATEGORY	PRNUMBER	NAME2	TITLE	BUSUNIT	OBJECT	SUB	PDBA	District	Emp count	Salary	Hourly
O&M	12000053	Vires, Jeffrey L.	Meter Technician	120203	501200	16	106	KAWC	1		1
O&M	12000053	Vires, Jeffrey L.	Meter Technician	120203	501200	16	1	KAWC			
Capital	12000053	Vires, Jeffrey L.	Meter Technician	120205	184100	0	1	KAWC	1	1	
O&M	12007131	Walker, Shannyn C.	Planning Engineer	120114	501200	16	1	KAWC			
Capital	12007131	Walker, Shannyn C.	Planning Engineer	120205	184100	0	1	KAWC	1	1	
O&M	12000157	Walters, Carolyn S.	Meter Reader	120203	501200	16	106	KAWC	1		1
O&M	12000157	Walters, Carolyn S.	Meter Reader	120203	501200	16	1	KAWC			
Capital	12000157	Walters, Carolyn S.	Meter Reader	120205	184100	0	1	KAWC	1	1	
Capital	12000156	Walters, Mark A.	Suprv Field Operations	120205	184100	0	106	KAWC	1	1	
Capital	12000156	Walters, Mark A.	Suprv Field Operations	120206	501200	16	1	KAWC			
O&M	12000166	White, Joe C.	Suprv Production	120201	501200	16	1	KAWC	1	1	
O&M	12000066	White, Joe C.	Suprv Production	120205	184100	0	1	KAWC			
O&M	12000066	White, Joe C.	Suprv Production	129101	501200	16	1	Bluegrass Station O & M	1		1
Capital	12000152	Whittle, Kenny O.	Field Services Representative	120205	184100	0	106	KAWC	1		
Capital	12000152	Whittle, Kenny O.	Field Services Representative	120205	184100	0	1	KAWC			
O&M	12000152	Whittle, Kenny O.	Field Services Representative	120206	501200	16	106	KAWC	1		
O&M	12000152	Whittle, Kenny O.	Field Services Representative	120206	501200	16	1	KAWC			
O&M	50416677	Williams, Lance E.	Director Engineering	120114	501200	16	1	KAWC	1	1	
Capital	50416677	Williams, Lance E.	Director Engineering	120205	184100	0	1	KAWC	1	1	
O&M	12000021	Winer, David J.	Meter Reader (11/2/88-11/1/98)	120203	501200	16	1	KAWC	1		
O&M	12000021	Winer, David J.	Meter Reader (11/2/88-11/1/98)	120203	501200	16	106	KAWC	1		
Capital	12000021	Winer, David J.	Meter Reader (11/2/88-11/1/98)	120205	184100	0	1	KAWC	1	1	
Capital	12000021	Winer, David J.	Meter Reader (11/2/88-11/1/98)	120205	184100	0	106	KAWC	1	1	
Capital	99990010	Witherite, Richard L.	Clerk Opns (N)	120205	184100	0	1	KAWC	1		
Capital	99990010	Witherite, Richard L.	Clerk Opns (N)	120205	184100	0	106	KAWC	1		
O&M	99990010	Witherite, Richard L.	Clerk Opns (N)	120206	501200	16	1	KAWC			
O&M	99990010	Witherite, Richard L.	Clerk Opns (N)	120206	501200	16	106	KAWC			
O&M	50401265	Wright, Brian F.	Mgr Ext Affairs (State)	120121	501200	16	1	KAWC	1	1	
Capital	50401265	Wright, Brian F.	Mgr Ext Affairs (State)	120205	184100	0	1	KAWC	1	1	
O&M	50064202	Young Jr., Gary W.	Meter Reader	120203	501200	16	106	KAWC	1		1
O&M	50064202	Young Jr., Gary W.	Meter Reader	120203	501200	16	1	KAWC	1		
Capital	50064202	Young Jr., Gary W.	Meter Reader	120205	184100	0	1	KAWC	1	1	
Capital	50064202	Young Jr., Gary W.	Meter Reader	120205	184100	0	106	KAWC	1	1	
Capital	12000054	Young Sr., James	CREW LEADER	120205	184100	0	1	KAWC			
Capital	12000054	Young Sr., James	CREW LEADER	120205	184100	0	106	KAWC			
O&M	12000054	Young Sr., James	CREW LEADER	120206	501200	16	1	KAWC	1		
O&M	12000054	Young Sr., James	CREW LEADER	120206	501200	16	106	KAWC	1		
Capital	50268705	Young, Richard A.	Utility	120205	184100	0	106	KAWC	1	1	
Capital	50268705	Young, Richard A.	Utility	120205	184100	0	1	KAWC	1	1	
O&M	50268705	Young, Richard A.	Utility	120206	501200	16	106	KAWC	1		
O&M	50268705	Young, Richard A.	Utility	120206	501200	16	1	KAWC	1		
			Allocated from Lexington								
			Allocated to Owenton Sewer					Owenton Sewer			
			Allocated to Boonesboro Sewer					Boonesboro Sewer			
			Allocated to Bluegrass Station O&M					Bluegrass Station O & M			
			Incentive					KAWC			

144 54 90

KY	O&M
KY	CAP
KY	O&M OT
KY	CAP OT
	O&M
Owenton Sewer	CAP
Owenton Sewer	O&M OT
Owenton Sewer	CAP OT
Boonesboro Sewer	O&M
Boonesboro Sewer	CAP
Boonesboro Sewer	O&M OT
Boonesboro Sewer	CAP OT
Bluegrass Station	O&M
Bluegrass Station	CAP
Bluegrass Station	O&M OT
Bluegrass Station	CAP OT

8,847,543

Incentive

Kentucky American Water Company		Defined Contribution Plan												Union hired after 1/1/01 and non union hired after 1/1/06	
LastName	FirstName	DateHired	\$ JUN 09	\$ JUL 09	\$ AUG 09	\$ SEP 09	\$ OCT 09	\$ NOV 09	\$ DEC 09	\$ JAN 10	\$ FEB 10	\$ MAR 10	\$ APR 10	\$ MAY 10	TOTDL
LEE	PATRICIA	9/8/2008	3,520	3,680	3,360	3,520	3,520	3,360	3,680	3,360	3,200	3,680	3,660	3,495	42,035
	New - Production Technician		3,520	3,680	3,360	3,520	3,520	3,360	3,680	3,360	3,200	3,680	3,661	3,495	42,036
	Vacant - Admin Asst Cross Connector		3,805	3,978	3,632	3,805	3,805	3,632	3,978	3,632	3,459	3,978	3,958	3,778	45,440
LEE	JOSEPH	10/23/2008	3,752	3,923	3,582	3,752	3,752	3,689	4,041	3,689	3,514	4,041	3,865	3,689	45,289
	HORN LARRY	10/20/2008	3,752	3,923	3,582	3,752	3,752	3,690	4,041	3,690	3,514	4,041	3,865	3,690	45,292
	BUFFIN KEITH	11/10/2008	3,845	4,019	3,670	3,845	3,845	3,670	4,019	3,670	3,496	4,019	3,999	3,817	45,914
	Vacant - Treatment Plant Op-3rd Shift		4,175	4,364	3,985	4,175	4,175	4,105	4,495	4,105	3,909	4,495	4,300	4,105	50,388
	Vacant - Treatment Plant Operator/Uti		3,752	3,923	3,582	3,752	3,752	3,689	4,041	3,689	3,514	4,041	3,865	3,689	45,289
JONES	GENE	10/21/2008	3,559	3,721	3,397	3,559	3,559	3,499	3,832	3,499	3,332	3,832	3,666	3,499	42,954
	BLEVINS DENNIS	10/22/2008	3,559	3,720	3,397	3,559	3,559	3,499	3,832	3,499	3,332	3,832	3,665	3,499	42,952
			254,901	266,512	243,270	254,901	254,901	247,307	270,930	247,308	235,485	270,931	263,682	251,667	160,745
		5.25%	13,382	13,992	12,772	13,382	13,382	12,984	14,224	12,984	12,363	14,224	13,843	13,213	126,886
	O&M		10,563	11,045	10,082	10,563	10,563	10,249	11,228	10,249	9,759	11,228	10,927	10,430	126,886
	capital		2,819	2,947	2,690	2,819	2,819	2,735	2,996	2,735	2,604	2,996	2,916	2,783	33,859

Kentucky American Water

Retiree Med Oper Expense

VEBA for new Union employees hired after 1/1/06

LastName	FirstName		DateHired	
JELLY	SCARLETT	HOURLY	1/16/2006	500
SCOTT	RONNIE	HOURLY	3/8/2006	500
KINLEY	VICTOR	HOURLY	3/27/2006	500
YOUNG	RICHARD	HOURLY	3/28/2006	500
RIGGS	BARRETT	HOURLY	4/10/2006	500
ARCHER	ANTHONY	HOURLY	8/28/2006	500
GRAY	MICHAEL	HOURLY	10/2/2006	500
HALL	ERIK	HOURLY	1/1/2007	500
SIMPSON	DONALD	HOURLY	1/29/2007	500
RILEY	JOSHUA	HOURLY	1/30/2007	500
HUNGATE	BETHANY	HOURLY	4/23/2007	500
VINEGAR	CECILY	HOURLY	5/7/2007	500
DOTSON	NICHOLAS	HOURLY	5/14/2007	500
CASTANO	JOSE	HOURLY	5/21/2007	500
MCFARLAND*	RYAN	HOURLY	12/17/2007	497
TELLEZ	JOSE	HOURLY	3/24/2008	500
MUSIC, JR	RUSSELL	HOURLY	5/5/2008	500
BROOKS	DOUGLAS	HOURLY	8/11/2008	500
New - Production Technician		HOURLY		500
LEE	JOSEPH	HOURLY	10/23/2008	500
HORN	LARRY	HOURLY	10/20/2008	500
BUFFIN	KEITH	HOURLY	11/10/2008	500
Vacant - Treatment Plant Op-3rd Shift		HOURLY		500
Vacant - Treatment Plant Operator/Utility		HOURLY		500
JONES	GENE	HOURLY	10/21/2008	500
BLEVINS	DENNIS	HOURLY	10/22/2008	500
				<hr/>
				12,997
*portion to Bluegrass Station		O&M		10,260
		Capital		2,737

855

Kentucky American Water Company
401 K Percentage deductions
Group-Rates 12 Report-401K% A

Table with columns: Address#, Alpha Name, DBA Type, PDBA Code, DBA Code, te Terminal, Hire date, Desc, Union (Non/union), Rate, Co Match, Jan 10, Feb 10, March 10, Apr 10, May 10, Total.

Kentucky American Water Company
401 K Percentage deductions
Group-Rates12 Report-401K% A

Address#	Alpha Name	DBA Type	DBA Code	DBA Code	Rate	Co Match	June 09	July 09	Aug 09	Sept 09	Oct 09	Nov 09	Dec 09
12004324	Adams, Tobey J.	D	3020	0	5	2.5	99	104	95	99	99	95	104
50049798	Alexander, Darrell W.	D	3084	0	2	2	75	78	72	72	75	74	81
12000086	Anderson, Richard T.	D	3020	0	5	2.5	112	117	107	112	107	112	117
50173103	Arvin, William P.	D	3084	0	3	3	107	112	102	107	107	105	115
50173103	Arvin, William P.	D	3089	0	2	1	36	37	34	36	36	35	38
12006074	Barnett, Jerry	D	3020	0	5	2.5	98	103	94	98	98	97	106
50187280	Bault, Hope Y.	D	3084	0	3	3	107	112	102	107	107	105	115
50187280	Bault, Hope Y.	D	3089	0	2	1	36	37	34	36	36	35	38
12000070	Bemiss, Janet G.	D	3020	0	4	2	82	86	79	82	82	81	89
12000065	Booker, Albert G.	D	3020	0	5	2.5	103	108	99	103	103	102	111
12000010	Brady, James A.	D	3020	0	5	2.5	94	98	90	94	94	92	101
12000128	Bridwell, Linda C.	D	3020	0	5	2.5	222	232	212	222	222	212	232
12000057	Brown Jr., Charles E.	D	3020	0	3	1.5	60	63	57	60	60	59	65
12000037	Brown, Kenneth B.	D	3020	0	3	1.5	59	62	56	59	59	58	63
12000017	Brumfield, Robert	D	3020	0	5	2.5	135	142	129	135	135	129	142
12000080	Buchanan, Richard A.	D	3020	0	5	2.5	182	190	174	182	182	174	190
12000002	Buckner, William S.	D	3020	0	5	2.5	165	172	157	165	165	157	172
12000062	Byrd, Tony L.	D	3020	0	3	1.5	59	62	56	59	59	58	63
50237899	Callan, Anthony R. (Owenton Sewer)	D	3020	0	5	2.5	-	-	-	-	-	-	-
50066495	Carr, Shana D.	D	3020	0	5	2.5	103	108	98	103	103	98	108
50085740	Cartier, Keith	D	3020	0	5	2.5	275	287	263	275	275	263	287
12007384	Castleman, Lee E.	D	3020	0	2	1	35	36	33	35	35	33	36
12000064	Chandler, Mark D.	D	3020	0	5	2.5	103	108	98	103	103	101	111
50188930	Clark, Nathan A.	D	3084	0	3	3	120	125	114	120	120	118	129
50188930	Clark, Nathan A.	D	3089	0	2	1	40	42	38	40	40	39	43
12000139	Clayborne, Jr., Charles D.	D	3020	0	2	1	38	40	36	38	38	36	40
50237900	Clifton, David B.	D	3020	0	5	2.5	89	93	85	89	89	85	93
12000096	Cole, Rachel S.	D	3020	0	5	2.5	152	159	145	152	152	145	159
12000079	Collins, Brett	D	3020	0	4	2	75	78	72	75	75	74	81
12000142	Combs, Mitzi R.	D	3020	0	5	2.5	140	146	134	140	140	134	146
12000359	Couch, Jerry	D	3020	0	5	2.5	89	93	85	89	89	85	93
12000117	Coy, Timothy	D	3020	0	3	1.5	58	61	55	58	58	55	61
12000133	Cruse, Robert M.	D	3020	0	5	2.5	98	103	94	98	98	97	106
12000145	Dean, David J.	D	3020	0	2	1	40	42	38	40	40	39	43
12000076	Dennison, James Bennette	D	3020	0	5	2.5	103	108	99	103	103	102	111
50345811	Dotson, Nicholas L.	D	3084	0	3	3	125	131	120	125	125	123	135
50345811	Dotson, Nicholas L.	D	3089	0	2	1	42	44	40	42	42	41	45
12000005	Farmer, Danny R.	D	3020	0	5	2.5	116	121	110	116	116	110	121
12000075	Fellis, Jon W.	D	3020	0	5	2.5	105	109	100	105	105	100	109
50333303	Fields, Christopher M.	D	3084	0	3	3	110	115	105	110	110	108	119
50333303	Fields, Christopher M.	D	3089	0	2	1	37	38	35	37	37	36	40
50271711	Galavotti, Michael D.	D	3086	0	3	3	221	231	211	221	221	211	231
50271711	Galavotti, Michael D.	D	3087	0	2	1	74	77	70	74	74	70	77
50303438	Gray, Michael D.	D	3084	0	3	3	116	122	111	116	116	114	125
50303438	Gray, Michael D.	D	3089	0	2	1	39	41	37	39	39	38	42
12000120	Griffin, Dillard	D	3020	0	5	2.5	228	238	218	228	228	218	238
50413314	Hack, John-Mark B.	D	3086	0	3	3	269	281	257	269	269	257	281
50413314	Hack, John-Mark B.	D	3087	0	2	1	90	94	86	90	90	86	94
12000081	Hall II, John W.	D	3020	0	5	2.5	98	103	94	98	98	97	106
50325171	Hall, Erik J.	D	3084	0	3	3	107	112	102	107	107	105	115
50325171	Hall, Erik J.	D	3089	0	2	1	36	37	34	36	36	35	38
12000068	Hawthorne, Richard B.	D	3020	0	5	2.5	111	116	106	111	111	106	116
12000082	Horton, Beverly G.	D	3020	0	3	1.5	46	48	44	46	46	44	48
50342560	Hungate, Bethany G.	D	3086	0	3	3	91	95	87	91	91	87	95
50342560	Hungate, Bethany G.	D	3087	0	1	0.5	15	16	15	15	15	15	16
50285333	Hurt, Jason M.	D	3086	0	3	3	177	185	169	177	177	169	185
12000127	Jackson, Jarold T.	D	3020	0	5	2.5	189	197	180	189	189	180	197
12000038	Johnson, Dorothy J.	D	3020	0	5	2.5	123	129	117	123	123	117	129
12003045	Kees, Alvin R.	D	3020	0	5	2.5	97	101	92	97	97	95	104
50237894	Kincaid, Terry M.	D	3020	0	5	2.5	86	90	82	86	86	82	90
50268700	Kinley, Victor E.	D	3084	0	3	3	107	112	102	107	107	105	115
50268700	Kinley, Victor E.	D	3089	0	2	1	37	37	34	36	36	35	38

Kentucky-American Water Company
Associate Positions that Exceed the FICA Base

PRNUMBER	TITLE	JUN 09_DL	JUL 09_DL	AUG 09_DL	SEP 09_DL	OCT 09_DL	NOV 09_DL	DEC 09_DL	JAN 10_DL	FEB 10_DL	MAR 10_DL	APR 10_DL	MAY 10_DL	TOTDL
50085740	VP Operations (Large)	10,999	11,499	10,500	10,999	10,999	10,500	11,499	10,500	10,000	11,499	11,440	10,920	131,354
12000052	President (States)	18,716	19,567	17,865	18,716	18,716	17,865	19,567	17,865	17,014	19,567	19,465	18,579	223,502
50416677	Director Engineering	10,982	11,482	10,483	10,982	10,982	10,483	11,482	10,483	9,984	11,482	11,422	10,903	131,150

Kentucky American Water Company

GROUP	HBU	NAME2	AIP	JUN 09_AIP	JUL 09_AIP	AUG 09_AIP	SEP 09_AIP	OCT 09_AIP	NOV 09_AIP	DEC 09_AIP	JAN 10_AIP	FEB 10_AIP	MAR 10_AIP	APR 10_AIP	MAY 10_AIP	Total
MG	120105	Carrier, Keith	20.00	2,199.80	2,299.80	2,100.00	2,199.80	2,199.80	2,199.80	2,299.80	2,100.00	2,000.00	2,000.00	2,288.00	2,184.00	26,270.80
MG	120105	Cole, Rachel S.	10.00	609.00	636.60	581.30	609.00	609.00	609.00	636.60	581.30	553.70	553.70	633.40	604.60	7,272.40
MG	120105	Mikaelian, Pamela A.	10.00	677.60	708.30	646.70	677.60	677.60	677.60	708.30	646.80	616.00	616.00	704.70	672.70	8,091.40
MG	120105	Rowe, Nick O.	32.00	5,989.12	6,261.44	5,716.80	5,989.12	5,989.12	5,989.12	6,261.44	5,716.80	5,444.48	5,444.48	6,228.80	5,945.28	71,520.64
MG	120105	Stone, Peggy A.	0.00	-	-	-	-	-	-	-	-	-	-	-	-	-
MG	120114	Adams, Tobey J.	0.00	-	-	-	-	-	-	-	-	-	-	-	-	-
MG	120114	Bridwell, Linda C.	20.00	1,774.00	1,854.60	1,693.40	1,774.00	1,774.00	1,774.00	1,854.60	1,693.40	1,612.60	1,612.60	1,845.00	1,761.00	21,184.60
MG	120114	Galavotti, Michael D.	15.00	1,103.25	1,153.35	1,053.15	1,103.25	1,103.25	1,103.25	1,153.35	1,053.15	1,002.90	1,002.90	1,147.35	1,095.30	13,174.80
MG	120114	Golden, Virginia-Bibb W.	10.00	539.70	564.20	515.20	539.70	539.70	539.70	564.20	515.20	490.60	490.60	561.30	535.80	6,445.00
MG	120114	Hurt, Jason M.	10.00	591.30	618.20	564.40	591.30	591.30	591.30	618.20	564.40	537.50	537.50	614.90	587.00	7,061.10
MG	120114	Mireault, Debra A.	0.00	-	-	-	-	-	-	-	-	-	-	-	-	-
MG	120114	Ramey, Karin J.	0.00	-	-	-	-	-	-	-	-	-	-	-	-	-
MG	120114	Stigall, Eric D.	0.00	-	-	-	-	-	-	-	-	-	-	-	-	-
MG	120114	Tomko, Gregory V.	10.00	621.60	649.90	593.30	621.60	621.60	621.60	649.90	593.30	565.10	565.10	646.50	617.10	7,423.10
MG	120114	Walker, Shannyn C.	10.00	572.00	598.00	546.00	572.00	572.00	572.00	598.00	546.00	520.00	520.00	594.90	567.80	6,830.70
MG	120114	Williams, Lance E.	20.00	2,196.40	2,096.60	2,096.60	2,196.40	2,196.40	2,196.40	2,096.60	2,096.60	1,996.80	1,996.80	2,284.40	2,180.60	26,230.00
MG	120118	Buehler, Pamela	0.00	-	-	-	-	-	-	-	-	-	-	-	-	-
MG	120119	Ross, Sr., Frank A.	10.00	618.90	647.00	590.80	618.90	618.90	618.90	647.00	590.80	562.60	562.60	643.70	614.40	7,390.80
MG	120121	Wright, Brian F.	15.00	983.40	1,028.10	938.70	983.40	983.40	983.40	1,028.10	938.70	893.85	893.85	1,022.70	976.20	11,743.35
MG	120122	Hack, John-Mark B.	20.00	1,793.80	1,875.40	1,712.20	1,793.80	1,793.80	1,793.80	1,875.40	1,712.20	1,630.80	1,630.80	1,865.60	1,780.80	21,421.40
MG	120201	Combus, Mitzi R.	10.00	559.90	585.40	534.60	559.90	559.90	559.90	585.40	534.60	509.10	509.10	582.40	555.90	6,687.10
MG	120201	Coy, Timothy	0.00	-	-	-	-	-	-	-	-	-	-	-	-	-
MG	120201	Griffin, Dillard	20.00	1,824.80	1,907.80	1,741.80	1,824.80	1,824.80	1,824.80	1,907.80	1,741.80	1,659.20	1,659.20	1,908.00	1,811.80	21,792.20
MG	120201	Johnson, Dorothy J.	0.00	-	-	-	-	-	-	-	-	-	-	-	-	-
MG	120201	Kruchinski, Ronald K.	0.00	-	-	-	-	-	-	-	-	-	-	-	-	-
MG	120201	Mullins, Mark E.	10.00	584.20	610.70	557.60	584.20	584.20	584.20	610.70	557.60	531.00	531.00	607.50	579.90	6,975.90
MG	120201	Roney, Roy K.	5.00	217.90	227.80	208.00	217.90	217.90	217.90	227.80	208.00	198.10	198.10	226.60	216.30	2,602.10
MG	120201	White, Joe C.	10.00	647.90	677.30	618.40	647.90	647.90	647.90	677.30	618.40	589.00	589.00	673.80	643.20	7,736.80
MG	120206	Buckner, William S.	10.00	659.70	689.70	629.70	659.70	659.70	659.70	689.70	629.70	599.70	599.70	686.10	654.90	7,878.00
MG	120206	Felts, Jon W.	0.00	-	-	-	-	-	-	-	-	-	-	-	-	-
MG	120206	Floyd, Elizabeth A.	0.00	-	-	-	-	-	-	-	-	-	-	-	-	-
MG	120206	Jackson, Jarrod T.	20.00	1,510.80	1,579.60	1,442.20	1,510.80	1,510.80	1,510.80	1,579.60	1,442.20	1,373.60	1,373.60	1,571.40	1,500.00	18,042.80
MG	120206	Mattingly, Marion W.	10.00	651.90	681.50	622.30	651.90	651.90	651.90	681.50	622.30	592.70	592.70	678.00	647.20	7,785.00
MG	120206	Owens, Stacy R.	10.00	536.90	561.30	512.60	536.90	536.90	536.90	561.30	512.60	488.20	488.20	558.40	533.10	6,412.10
MG	120206	Rookard, Paul E.	10.00	547.90	572.80	523.10	547.90	547.90	547.90	572.80	523.10	498.10	498.10	569.90	543.90	6,543.30
MG	120206	Siler, Bryan V.	0.00	-	-	-	-	-	-	-	-	-	-	-	-	-
MG	120206	Walters, Mark A.	10.00	484.00	506.00	461.90	484.00	484.00	484.00	506.00	461.90	439.90	439.90	503.40	480.40	5,779.40
MG	120214	Anderson, Richard T.	0.00	-	-	-	-	-	-	-	-	-	-	-	-	-
MG	120214	Brumfield, Robert	0.00	-	-	-	-	-	-	-	-	-	-	-	-	-
MG	120214	Farmer, Danny R.	10.00	462.90	483.90	441.80	462.90	462.90	462.90	483.90	441.80	420.80	420.80	481.40	459.50	5,527.50
MG	120214	Hawthorne, Richard B.	10.00	501.20	521.40	481.00	501.20	501.20	501.20	521.40	481.00	460.80	460.80	521.30	500.30	5,993.20
MG	120217	Carr, Shana D.	0.00	-	-	-	-	-	-	-	-	-	-	-	-	-
MG	120217	Shenehe, David B.	10.00	616.00	644.00	588.00	616.00	616.00	616.00	644.00	588.00	560.00	560.00	640.70	611.60	7,356.30
MG	123006	Tudor, Carol F.	10.00	489.60	511.80	467.30	489.60	489.60	489.60	511.80	467.30	445.10	445.10	509.20	486.00	5,846.40
MG	123201	Buchanan, Richard A.	10.00	727.90	761.00	694.80	727.90	727.90	727.90	761.00	694.80	661.70	661.70	757.00	722.60	8,692.40

31,293.37 32,713.29 29,873.65 32,713.29 29,873.75 28,453.93 32,713.39 32,546.35 31,069.18 373,710.59

KENTUCKY RIVER STATION-HIGH SERVICE (COLUMN 10)													
120250.515100.13 KENTUCKY-AMERICAN WATER CO LINE 10 - 168 A/C 623.11 FUEL & POWER BUDGET 2009/2010													
	JAN 10	FEB 10	MARCH 10	APRIL 10	MAY 10	JUNE 09	JULY 09	AUGUST 09	SEPT 09	OCT 09	NOV 09	DEC 09	TOTAL
PUMPAGE (MG)	721.609	659.587	761.571	657.775	784.721	921.220	1082.427	1079.216	1049.094	1036.567	871.136	753.296	10378.217
KWH/MG Average 2 years	1,840	1,840	1,840	1,840	1,840	1,840	1,840	1,840	1,840	1,840	1,840	1,840	1,840
TOTAL KWH	1,327,761	1,213,640	1,401,290	1,210,305	1,443,886	1,695,045	1,991,665	1,985,757	1,930,332	1,907,283	1,602,891	1,386,065	19,095,919
ENERGY COST	43,577	39,832	45,990	39,722	47,388	55,631	65,366	65,173	63,354	62,597	52,607	45,491	626,728
ENERGY COST/KWH (tariff)	0.03282	0.03282	0.03282	0.03282	0.03282	0.03282	0.03282	0.03282	0.03282	0.03282	0.03282	0.03282	0.03282
FUEL ADJUSTMENT COST/KWH, (avg)	0.00422	0.00422	0.00422	0.00422	0.00422	0.00422	0.00422	0.00422	0.00422	0.00422	0.00422	0.00422	0.00422
DEMAND COST	18666	17061	19599	17014	20298	23829	27999	27916	27137	26813	22533	19485	268450
KW DEMAND, current	2921	2670	3083	2663	3177	3729	4382	4369	4247	4196	3526	3049	3501
COST/KW DEMAND, current tariff	6.390	6.390	6.390	6.390	6.390	6.390	6.390	6.390	6.390	6.390	6.390	6.390	6.39000
TOTAL ELECTRIC COST	67,846	62,015	71,603	61,844	73,780	86,613	101,770	101,468	98,636	97,458	81,905	70,825	975,763
FRANCHISE FEE	2,035	1,860	2,148	1,855	2,213	2,598	3,053	3,044	2,959	2,924	2,457	2,125	29,273
SUB-TOTAL	69,881	63,875	73,751	63,699	75,993	89,212	104,823	104,512	101,595	100,382	84,362	72,950	1,005,036
STATE TAX	4,193	3,832	4,425	3,822	4,560	5,353	6,289	6,271	6,096	6,023	5,062	4,377	60,302
TOTAL POWER COST	74,074	67,707	78,176	67,521	80,553	94,565	111,113	110,783	107,691	106,405	89,423	77,327	1,065,338
SURCHARGE	3,562	3,256	3,759	3,247	3,873	4,547	5,343	5,327	5,178	5,117	4,300	3,718	51,228
SUB TOTAL	77,636	70,963	81,935	70,768	84,426	99,112	116,456	116,110	112,869	111,522	93,723	81,045	1,116,566
MERGER SURCREDIT	(674)	(616)	(711)	(614)	(733)	(860)	(1,011)	(1,008)	(980)	(968)	(814)	(703)	(9,692)
SUB-TOTAL	76,962	70,347	81,224	70,154	83,693	98,251	115,445	115,102	111,890	110,554	92,910	80,342	1,106,874
VALUE ADDED SURCREDIT	0	0	0	0	0	0	0	0	0	0	0	0	0
EXCESS FACILITIES RIDER	4,000	4,000	4,000	4,000	4,000	3,000	3,000	3,000	3,000	3,000	3,000	4,000	41,000
TOTAL COST	80,962	74,347	85,224	74,154	86,693	101,251	118,445	118,102	114,890	113,554	95,910	84,342	1,147,874

KENTUCKY-AMERICAN WATER CO LINE 10 - 168 A/C 623.11 FUEL & POWER BUDGET 2009/2010													
: RICHMOND ROAD STATION - HIGH SERVICE (COLUMN 12)	JAN 10	FEB 10	MARCH 10	APRIL 10	MAY 10	JUNE 09	JULY 09	AUGUST 09	SEPT 09	OCT 09	NOV 09	DEC 09	TOTAL
120251.515100.12													
PUMPAGE (MG)	372,447	336,403	372,447	450,540	465,558	480,576	496,595	558,670	540,648	465,558	360,432	372,447	5272,321
KWH/MG Average 2 years	972	972	972	972	972	972	972	972	972	972	972	972	972
TOTAL KWH	362,018	326,984	362,018	437,925	452,523	467,120	482,691	543,027	525,510	452,523	350,340	362,018	5,124,696
ENERGY COST	11,881	10,732	11,881	14,373	14,852	15,331	15,842	17,822	17,247	14,852	11,498	11,881	168,193
ENERGY COST/KWH (current tariff)	0.03282	0.03282	0.03282	0.03282	0.03282	0.03282	0.03282	0.03282	0.03282	0.03282	0.03282	0.03282	0.03282
FUEL ADJUSTMENT COST	1,528	1,380	1,528	1,848	1,910	1,971	2,037	2,292	2,218	1,910	1,478	1,528	21,626
FUEL ADJUSTMENT COST/KWH (avg)	0.00422	0.00422	0.00422	0.00422	0.00422	0.00422	0.00422	0.00422	0.00422	0.00422	0.00422	0.00422	0.00422
DEMAND COST	5871	5303	5871	7102	7339	7576	7828	8807	8523	7339	5682	5871	83112
KW DEMAND, current	767	693	767	928	959	990	1023	1151	1114	959	743	767	905
COST/KW DEMAND (current tariff)	7.650	7.650	7.650	7.650	7.650	7.650	7.650	7.650	7.650	7.650	7.650	7.650	7.65000
TOTAL ELECTRIC COST	19,280	17,415	19,280	23,323	24,100	24,878	25,707	28,921	27,988	24,100	18,658	19,280	272,931
FRANCHISE FEE	578	522	578	700	723	746	771	868	840	723	560	578	8,188
SUB-TOTAL	19,859	17,937	19,859	24,023	24,823	25,624	26,478	29,788	28,827	24,823	19,218	19,859	281,119
STATE TAX	1,192	1,076	1,192	1,441	1,489	1,537	1,589	1,787	1,730	1,489	1,153	1,192	16,867
DIESEL FUEL	0	0	0	0	0	1,000	1,000	1,000	0	0	0	1,000	4,000
TOTAL POWER COST	21,050	19,013	21,050	25,464	26,313	28,162	29,067	32,575	30,557	26,313	20,371	22,050	301,986
SURCHARGE	1,012	914	1,012	1,224	1,265	1,306	1,350	1,518	1,469	1,265	980	1,012	14,329
SUB TOTAL	22,063	19,927	22,063	26,689	27,578	29,468	30,417	34,094	32,026	27,578	21,351	23,063	316,315
MERGER SURCREDIT	(192)	(173)	(192)	(232)	(239)	(256)	(264)	(296)	(278)	(239)	(185)	(200)	(2,746)
SUB-TOTAL	21,871	19,754	21,871	26,457	27,339	29,212	30,153	33,798	31,748	27,339	21,165	22,862	313,569
VALUE ADDED SURCREDIT	0	0	0	0	0	0	0	0	0	0	0	0	0
TOTAL COST	21,871	19,754	21,871	26,457	27,339	29,212	30,153	33,798	31,748	27,339	21,165	22,862	313,569

KENTUCKY-AMERICAN WATER CO LINE 10 - 168 A/C 623.11 FUEL & POWER BUDGET 2009/2010													
	JAN 10	FEB 10	MARCH 10	APRIL 10	MAY 10	JUNE 09	JULY 09	AUGUST 09	SEPT 09	OCT 09	NOV 09	DEC 09	TOTAL
INTAKE & 2nd LIFT - LOW SERVICE (COLUMN 13)													
120250.515100.12													
PUMPAGE (MG)	742.632	678.802	783.757	676.938	807.582	948.058	1113.961	1110.656	1079.656	1066.764	896.515	775.241	10,680.562
KWH/MG Average 2 years	1,799	1,799	1,799	1,799	1,799	1,799	1,799	1,799	1,799	1,799	1,799	1,799	1,799
TOTAL KWH	1,335,995	1,221,165	1,409,980	1,217,811	1,452,840	1,705,555	2,004,015	1,998,071	1,942,302	1,919,109	1,612,831	1,394,659	19,214,331
ENERGY COST	43,847	40,079	46,276	39,969	47,682	55,976	65,772	65,577	63,746	62,985	52,933	45,773	630,614
ENERGY COST/KWH,AveYear/Date	0.03282	0.03282	0.03282	0.03282	0.03282	0.03282	0.03282	0.03282	0.03282	0.03282	0.03282	0.03282	0.03282
FUEL ADJUSTMENT COST	5,638	5,153	5,950	5,139	6,131	7,197	8,457	8,432	8,197	8,099	6,806	5,885	81,084
FUEL ADJUSTMENT COST/KWH (avg)	0.00422	0.00422	0.00422	0.00422	0.00422	0.00422	0.00422	0.00422	0.00422	0.00422	0.00422	0.00422	0.00422
DEMAND COST	19,038	17,401	20,092	17,353	20,703	24,304	28,557	28,472	27,677	27,347	22,982	19,873	273,798
KW DEMAND, current	2979	2723	3144	2716	3240	3803	4469	4456	4331	4280	3597	3110	3,571
COST/KW DEMAND,current tariff	6.390	6.390	6.390	6.390	6.390	6.390	6.390	6.390	6.390	6.390	6.390	6.390	6.39000
TOTAL ELECTRIC COST	68,523	62,633	72,317	62,461	74,516	87,477	102,785	102,480	99,620	98,431	82,722	71,532	985,497
FRANCHISE FEE	2,056	1,879	2,170	1,874	2,235	2,624	3,084	3,074	2,989	2,953	2,482	2,146	29,565
TOTAL POWER COST	70,578	64,512	74,487	64,335	76,751	90,102	105,869	105,555	102,609	101,383	85,203	73,678	1,015,062
SURCHARGE	3,597	3,288	3,797	3,279	3,912	4,593	5,396	5,380	5,230	5,168	4,343	3,755	51,739
SUB TOTAL	74,176	67,800	78,284	67,614	80,663	94,694	111,265	110,935	107,839	106,551	89,546	77,433	1,066,801
MERGER SURCREDIT	(644)	(589)	(680)	(587)	(700)	(822)	(966)	(963)	(936)	(925)	(777)	(672)	(9,260)
SUBTOTAL	73,532	67,212	77,604	67,027	79,963	93,872	110,299	109,972	106,903	105,626	88,769	76,761	1,057,541
VALUE ADDED SURCREDIT	0	0	0	0	0	0	0	0	0	0	0	0	0
EXCESS FACILITIES RIDER	4,000	4,000	4,000	4,000	4,000	4,000	4,000	4,000	4,000	4,000	4,000	4,000	41,000
TOTAL COST	77,532	71,212	81,604	71,027	82,963	96,872	113,299	112,972	109,903	108,626	91,769	80,761	1,098,541

||: KENTUCKY RIVER TO NUMBER FOUR
120250.515100.12
KENTUCKY-AMERICAN WATER CO LINE 10 - 168 A/C 623.11 FUEL & POWER BUDGET 2009/2010
0

	JAN 10	FEB 10	MARCH 10	APRIL 10	MAY 10	JUNE 09	JULY 09	AUGUST 09	SEPT 09	OCT 09	NOV 09	DEC 09	TOTAL
PUMPAGE (MG)	0.000	0.000	0.000	0.000	558.000	540.000	558.000	558.000	540.000	558.000	540.000	0.000	3852.000
KWH/MG Average 2 years	2,314	2,314	2,314	2,314	2,314	2,314	2,314	2,314	2,314	2,314	2,314	2,314	2,314
TOTAL KWH	0	0	0	0	1,291,212	1,249,560	1,291,212	1,291,212	1,249,560	1,291,212	1,249,560	0	8,913,528
ENERGY COST	0	0	0	0	42,378	41,011	42,378	42,378	41,011	42,378	41,011	0	292,542
ENERGY COST/KWH,AveYear/Date	0.03282	0.03282	0.03282	0.03282	0.03282	0.03282	0.03282	0.03282	0.03282	0.03282	0.03282	0.03282	0.03282
FUEL ADJUSTMENT COST	0	0	0	0	5,449	5,273	5,449	5,449	5,273	5,449	5,273	0	37,615
FUEL ADJUSTMENT COST/KWH,current	0.00422	0.00422	0.00422	0.00422	0.00422	0.00422	0.00422	0.00422	0.00422	0.00422	0.00422	0.00422	0.00422
DEMAND COST	0	0	0	0	19,802	19,163	19,802	19,802	19,163	19,802	19,163	0	136,698
KW DEMAND, current	0	0	0	0	3,099	2,999	3,099	3,099	2,999	3,099	2,999	0	1,783
COST/KW DEMAND, current	6.390	6.390	6.390	6.390	6.390	6.390	6.390	6.390	6.390	6.390	6.390	6.390	6.39000
TOTAL ELECTRIC COST	0	0	0	0	67,629	65,447	67,629	67,629	65,447	67,629	65,447	0	466,855
FRANCHISE FEE	0	0	0	0	2,029	1,963	2,029	2,029	1,963	2,029	1,963	0	14,006
TOTAL POWER COST	0	0	0	0	69,657	67,410	69,657	69,657	67,410	69,657	67,410	0	480,861
SURCHARGE	0	0	0	0	3,550	3,436	3,550	3,550	3,436	3,550	3,436	0	24,510
SUB TOTAL	0	0	0	0	73,208	70,846	73,208	73,208	70,846	73,208	70,846	0	505,370
MERGER SUR CREDIT	0	0	0	0	(635)	(615)	(635)	(635)	(615)	(635)	(615)	0	(4,387)
SUBTOTAL	0	0	0	0	72,572	70,231	72,572	72,572	70,231	72,572	70,231	0	500,984
VALUE ADDED SURCREDIT	0	0	0	0	0	0	0	0	0	0	0	0	0
EXCESS FACILITIES RIDER	0	0	0	0	2,000	2,000	2,000	2,000	2,000	2,000	2,000	0	14,000
TOTAL COST	0	0	0	0	74,572	72,231	74,572	74,572	72,231	74,572	72,231	0	514,984

KENTUCKY-AMERICAN WATER CO LINE 10 - 168 A/C 623.11 FUEL & POWER BUDGET 2009/2010													
0													
NUMBER FOUR RES PUMPS - LOW SERVICE (COLUMN 14)	JAN 10	FEB 10	MARCH 10	APRIL 10	MAY 10	JUNE 09	JULY 09	AUGUST 09	SEPT 09	OCT 09	NOV 09	DEC 09	TOTAL
RICHMOND ROAD - LOW SERVICE 120251.515100.12	386.649	349.232	386.649	467.721	483.312	498.902	515.532	579.974	561.265	483.312	374.177	386.649	5,473.374
PUMPAGE (MG)	534	534	534	534	534	534	534	534	534	534	534	534	534
KWH/MG Average 2 years	206,471	186,490	206,471	249,763	258,088	266,414	275,294	309,706	299,716	258,088	199,810	206,471	2,922,782
TOTAL KWH	6,776	6,121	6,776	8,197	8,470	8,744	9,035	10,165	9,837	8,470	6,558	6,776	95,926
ENERGY COST	0.03282	0.03282	0.03282	0.03282	0.03282	0.03282	0.03282	0.03282	0.03282	0.03282	0.03282	0.03282	0.03282
ENERGY COST/KWH, (current tariff)	871	787	871	1,054	1,089	1,124	1,162	1,307	1,265	1,089	843	871	12,334
FUEL ADJUSTMENT COST	0.00422	0.00422	0.00422	0.00422	0.00422	0.00422	0.00422	0.00422	0.00422	0.00422	0.00422	0.00422	0.00422
FUEL ADJUSTMENT COST/KWH, current	2,259	2,040	2,259	2,732	1,300	2,914	3,012	3,388	3,279	2,823	2,186	2,259	30,450
DEMAND COST	295	267	295	357	369	381	394	443	429	369	286	295	348
KW DEMAND, current	7.65	7.65	7.65	7.65	7.65	7.65	7.65	7.65	7.65	7.65	7.65	7.65	7.65
COST/KW DEMAND, current	9.906	8.948	9.906	11.984	10.860	12.782	13.208	14.860	14.380	12.383	9.587	9.906	138.710
TOTAL ELECTRIC COST	297	268	297	360	326	383	396	446	431	371	288	297	4,161
FRANCHISE FEE													
TOTAL POWER COST	10,204	9,216	10,204	12,343	11,185	13,166	13,605	15,305	14,812	12,754	9,874	10,204	142,872
SURCHARGE	520	470	520	629	570	671	693	780	755	650	503	520	7,282
SUB TOTAL	10,724	9,686	10,724	12,972	11,756	13,837	14,298	16,085	15,567	13,405	10,378	10,724	150,154
MERGER SURCREDIT	(93)	(84)	(93)	(113)	(102)	(120)	(124)	(140)	(135)	(116)	(90)	(93)	(1,303)
SUBTOTAL	10,631	9,602	10,631	12,860	11,653	13,717	14,174	15,946	15,431	13,288	10,288	10,631	148,851
VALUE ADDED SURCREDIT	0	0	0	0	0	0	0	0	0	0	0	0	0
TOTAL COST	10,631	9,602	10,631	12,860	11,653	13,717	14,174	15,946	15,431	13,288	10,288	10,631	148,851

KENTUCKY-AMERICAN WATER CO LINE 10 - 168 A/C 623.11 FUEL & POWER BUDGET 2009/2010													
	JAN 10	FEB 10	MARCH 10	APRIL 10	MAY 10	JUNE 09	JULY 09	AUGUST 09	SEPT 09	OCT 09	NOV 09	DEC 09	TOTAL
BOOSTER STATIONS 120201.515100.12													
PUMPAGE (MG)	350,000	350,000	350,000	400,000	400,000	400,000	400,000	400,000	400,000	350,000	350,000	350,000	4,500,000
KWH/MG	623	623	623	623	623	623	623	623	623	623	623	623	623
TOTAL KWH	218,050	218,050	218,050	249,200	249,200	249,200	249,200	249,200	249,200	218,050	218,050	218,050	2,803,500
ENERGY COST	15,562	15,562	15,562	17,785	17,785	16,938	16,938	16,938	16,938	14,821	14,821	14,821	194,473
ENERGY COST/KWH,AveYear/Date	0.071370	0.071370	0.071370	0.071370	0.071370	0.067970	0.067970	0.067970	0.067970	0.067970	0.067970	0.067970	0.06939
FUEL ADJUSTMENT COST	920	920	920	1,052	1,052	1,052	1,052	1,052	1,052	920	920	920	11,831
FUEL ADJUSTMENT COST/KWH	0.00422	0.00422	0.00422	0.00422	0.00422	0.00422	0.00422	0.00422	0.00422	0.00422	0.00422	0.00422	0.00422
TOTAL ELECTRIC COST	16,482	16,482	16,482	18,837	18,837	17,990	17,990	17,990	17,990	15,741	15,741	15,741	206,303
FRANCHISE FEE	494	494	494	565	565	540	540	540	540	472	472	472	6,189
SUB-TOTAL	16,977	16,977	16,977	19,402	19,402	18,529	18,529	18,529	18,529	16,213	16,213	16,213	212,492
STATE TAX	1,019	1,019	1,019	1,164	1,164	1,112	1,112	1,112	1,112	973	973	973	12,750
TOTAL POWER COST	17,995	17,995	17,995	20,566	20,566	19,641	19,641	19,641	19,641	17,186	17,186	17,186	225,242
SURCHARGE	865	865	865	989	989	944	944	944	944	826	826	826	10,831
SUB TOTAL	18,861	18,861	18,861	21,555	21,555	20,586	20,586	20,586	20,586	18,012	18,012	18,012	236,073
MERGER SURCREDIT	(164)	(164)	(164)	(187)	(187)	(179)	(179)	(179)	(179)	(156)	(156)	(156)	(2,049)
SUBTOTAL	18,697	18,697	18,697	21,368	21,368	20,407	20,407	20,407	20,407	17,856	17,856	17,856	234,024
VALUE ADDED SURCREDIT	0	0	0	0	0	0	0	0	0	0	0	0	0
TOTAL COST	18,697	18,697	18,697	21,368	21,368	20,407	20,407	20,407	20,407	17,856	17,856	17,856	234,024

KENTUCKY-AMERICAN WATER CO LINE 10 - 168 A/C 623.11 FUEL & POWER BUDGET 2009/2010													
TOTAL COMPANY EXCEPT BOOSTER STATIONS													
TOTAL LOW SERVICE PUMPAGE R.R.S. AND KY. RIVER													
	JAN 10	FEB 10	MARCH 10	APRIL 10	MAY 10	JUNE 09	JULY 09	AUGUST 09	SEPT 09	OCT 09	NOV 09	DEC 09	TOTAL
PUMPAGE (WG)	1,129,281	1,028,034	1,170,407	1,144,659	1,290,894	1,446,960	1,629,493	1,690,630	1,640,921	1,550,076	1,270,692	1,161,890	16,153,936
KWH/MG	2,862	2,868	2,888	2,722	3,795	3,721	3,710	3,625	3,624	3,760	3,947	2,883	3,367
TOTAL KWH	3,232,244	2,948,278	3,379,759	3,115,804	4,898,549	5,383,695	6,044,877	6,127,773	5,947,419	5,828,214	5,015,432	3,349,212	55,271,256
ENERGY COST	106,082	96,762	110,324	102,261	160,770	176,693	198,393	201,114	195,194	191,282	164,606	109,921	1,814,003
ENERGY COST/KWH,AveYear/Date	0.0328	0.0328	0.0328	0.0328	0.0328	0.0328	0.0328	0.0328	0.0328	0.0328	0.0328	0.0328	0.0328
FUEL ADJUSTMENT COST	13,640	12,442	14,263	13,149	20,672	22,719	25,509	25,859	25,098	24,595	21,165	14,134	233,245
FUEL ADJUSTMENT COST/KWH	0.00422	0.00422	0.00422	0.00422	0.00422	0.00422	0.00422	0.00422	0.00422	0.00422	0.00422	0.00422	0.00422
DEMAND COST	45,833	41,806	47,921	44,202	69,442	77,786	87,197	88,385	85,779	84,124	72,547	47,489	792,509
KW DEMAND	6,963	6,353	7,290	6,928	10,327	11,244	11,613	12,302	12,592	13,092	12,009	8,443	119,156
COST/KW DEMAND	6.58	6.58	6.57	6.38	6.72	6.92	7.51	7.18	6.81	6.43	6.04	5.62	6.65
TOTAL ELECTRIC COST	165,555	151,010	173,107	159,612	250,884	277,198	311,100	315,357	306,071	300,001	258,318	171,543	2,839,757
FRANCHISE FEE	4,967	4,530	5,193	4,788	7,527	8,316	9,333	9,461	9,182	9,000	7,750	5,146	85,193
SUB-TOTAL	89,740	81,812	93,610	87,722	100,817	114,836	131,302	134,300	130,422	125,206	103,580	92,809	1,286,155
STATE TAX	5,384	4,909	5,617	5,263	6,049	6,890	7,878	8,058	7,825	7,512	6,215	5,569	77,169
TOTAL POWER COST	175,906	160,449	183,917	169,664	264,459	293,404	329,311	333,876	323,078	316,513	272,283	183,258	3,006,119
SURCHARGE	8,692	7,928	9,088	8,380	13,171	14,553	16,333	16,556	16,069	15,750	13,562	9,006	149,087
SUB TOTAL	184,598	168,377	193,005	178,043	277,631	307,957	345,643	350,432	339,147	332,263	285,844	192,264	3,155,206
MERGER CREDIT	(1,602)	(1,462)	(1,675)	(1,545)	(2,410)	(2,673)	(3,000)	(3,042)	(2,944)	(2,884)	(2,481)	(1,669)	(27,387)
SUB TOTAL	182,996	166,915	191,330	176,498	275,221	305,284	342,643	347,390	336,203	329,379	283,363	190,595	3,127,819
VALUE ADDED SURCREDIT	0	0	0	0	0	0	0	0	0	0	0	0	0
EXCESS FACILITIES RIDER	8,000	8,000	8,000	8,000	8,000	8,000	8,000	8,000	8,000	8,000	8,000	8,000	96,000
TOTALCOST	190,996	174,915	199,330	184,498	283,221	313,284	350,643	355,390	344,203	337,379	291,363	198,595	3,223,819

KENTUCKY-AMERICAN WATER CO LINE 10 - 168 A/C 623.11 FUEL & POWER BUDGET 2009/2010													
	JAN 10	FEB 10	MARCH 10	APRIL 10	MAY 10	JUNE 09	JULY 09	AUGUST 09	SEPT 09	OCT 09	NOV 09	DEC 09	TOTAL
: : TOTAL CENTRAL DIVISION FUEL & POWER													
HIGH SERVICE POMPAGE R.R.S. AND KY. RIVER													
PUMPAGE (MG)	1094.056	995.990	1134.017	1108.315	1250.279	1401.797	1579.022	1637.886	1589.742	1502.125	1231.568	1125.743	15650.538
KWH/MG	3,154	3,179	3,173	3,036	4,117	4,018	3,986	3,893	3,898	4,025	4,249	3,169	3,658
TOTAL KWH	3,450,294	3,166,328	3,597,809	3,365,004	5,147,749	5,632,895	6,294,077	6,376,973	6,196,619	6,046,264	5,233,482	3,567,262	58,074,756
ENERGY COST	121,644	112,325	126,486	120,046	178,556	193,631	215,331	218,052	212,132	206,103	179,427	124,742	2,008,475
ENERGY COST/KWH	0.0353	0.0355	0.0352	0.0357	0.0347	0.0344	0.0342	0.0342	0.0342	0.0341	0.0343	0.0350	0.0346
FUEL ADJUSTMENT COST	14,560	13,362	15,183	14,200	21,724	23,771	26,561	26,911	26,150	25,515	22,085	15,054	245,075
FUEL ADJUSTMENT COST/KWH	0.00422	0.00422	0.00422	0.00422	0.00422	0.00422	0.00422	0.00422	0.00422	0.00422	0.00422	0.00422	0.00422
DEMAND COST	45,933	41,806	47,921	44,202	69,442	77,786	87,197	88,385	85,779	84,124	72,547	47,489	792,509
KW DEMAND	6,963	6,353	7,290	6,928	10,327	11,244	11,613	12,302	12,592	13,092	12,009	8,443	119,156
COST/KW DEMAND	6.58	6.58	6.57	6.38	6.72	6.92	7.51	7.18	6.81	6.43	6.04	5.62	6.65
TOTAL ELECTRIC COST	182,038	167,492	189,590	178,449	269,721	295,188	329,089	333,347	324,061	315,742	274,059	187,285	3,046,060
FRANCHISE FEE	5,461	5,025	5,688	5,353	8,092	8,856	9,873	10,000	9,722	9,472	8,222	5,619	91,382
SUB-TOTAL	106,717	98,789	110,587	107,124	120,219	133,365	149,831	152,830	148,952	141,419	119,793	109,022	1,498,648
STATE TAX	6,403	5,927	6,635	6,427	7,213	8,002	8,990	9,170	8,937	8,485	7,188	6,541	89,919
TOTAL POWER COST	193,902	178,444	201,913	190,230	285,026	313,045	348,952	353,517	342,720	333,699	289,469	200,444	3,231,361
SURCHARGE	9,557	8,793	9,953	9,369	14,160	15,497	17,277	17,501	17,013	16,576	14,388	9,832	159,918
TOTAL COST	203,459	187,238	211,866	199,598	299,186	328,543	366,229	371,018	359,733	350,276	303,857	210,277	3,391,279
MERGER SURCREDIT	(1,766)	(1,625)	(1,839)	(1,733)	(2,597)	(2,852)	(3,179)	(3,220)	(3,122)	(3,040)	(2,637)	(1,825)	(29,436)
SUBTOTAL	201,693	185,613	210,027	197,866	296,589	325,691	363,050	367,797	356,610	347,235	301,219	208,452	3,361,843
VALUE ADDED SURCREDIT	0	0	0	0	0	0	0	0	0	0	0	0	0
EXCESS FACILITIES RIDER	8,000	8,000	8,000	8,000	8,000	8,000	8,000	8,000	8,000	8,000	8,000	8,000	96,000
TOTAL COST	209,693	193,613	218,027	205,866	304,589	333,691	371,050	375,797	364,610	355,235	309,219	216,452	3,457,843

ROCKWELL VILLAGE - sewer
125001.515100.12
KENTUCKY-AMERICAN WATER CO LINE 10 - 168 A/C 623.11 FUEL & POWER BUDGET 2009/2010

	JAN 10	FEB 10	MARCH 10	APRIL 10	MAY 10	JUNE 09	JULY 09	AUGUST 09	SEPT 09	OCT 09	NOV 09	DEC 09	TOTAL
*****	840	840	840	840	840	815	815	815	815	815	815	815	9,905
Cost based on Historical averages	840	840	840	840	840	815	815	815	815	815	815	815	9,905

NORTHERN DIVISION
123201.515100.13
KENTUCKY-AMERICAN WATER CO LINE 10 - 168 A/C 623.11 FUEL & POWER BUDGET 2009/2010

	JAN 10	FEB 10	MARCH 10	APRIL 10	MAY 10	JUNE 09	JULY 09	AUGUST 09	SEPT 09	OCT 09	NOV 09	DEC 09	TOTAL
*****	10,057	9,908	12,460	9,956	11,022	12,732	15,169	15,645	14,253	11,566	9,054	8,954	140,776
Cost based on Historical averages	10,057	9,908	12,460	9,956	11,022	12,732	15,169	15,645	14,253	11,566	9,054	8,954	140,776

TOTAL COMPANY FUEL & POWER
KENTUCKY-AMERICAN WATER CO LINE 10 - 168 A/C 623.11 FUEL & POWER BUDGET 2009/2010

	JAN 10	FEB 10	MARCH 10	APRIL 10	MAY 10	JUNE 09	JULY 09	AUGUST 09	SEPT 09	OCT 09	NOV 09	DEC 09	TOTAL
*****	220,590	204,361	231,327	216,662	316,451	347,238	387,034	392,257	379,678	367,616	319,088	226,221	3,608,524
TOTAL COST	220,590	204,361	231,327	216,662	316,451	347,238	387,034	392,257	379,678	367,616	319,088	226,221	3,608,524
*****	219,750	203,521	230,487	215,822	315,611	346,423	386,219	391,442	378,863	366,801	318,273	225,406	3,598,619
Total 120250	158,494	145,559	166,828	145,181	244,229	270,355	306,316	305,647	297,024	296,752	259,910	165,103	2,761,399
Total 120251	32,502	29,356	32,502	39,316	38,992	42,929	44,327	49,744	47,180	40,627	31,453	33,493	462,420
Total 120201	18,697	18,697	18,697	21,368	21,368	20,407	20,407	20,407	20,407	17,856	17,856	17,856	234,024
Total 123201	10,057	9,908	12,460	9,956	11,022	12,732	15,169	15,645	14,253	11,566	9,054	8,954	140,776

Kentucky-American Water Company
Analysis of 2007/2008 Fuel & Power Bills
Backup for rates used in case
CASE NO: 2008-00427

	<u>Aug-2007</u>	<u>Sep-2007</u>	<u>Oct-2007</u>	<u>Nov-2007</u>	<u>Dec-2007</u>	<u>Jan-2008</u>	<u>Feb-2008</u>	<u>Mar-2008</u>	<u>Apr-2008</u>	<u>May-2008</u>	<u>Jun-2008</u>	<u>Jul-2008</u>	<u>RateCase</u>
Fuel Adjustment	0.00496	0.00731	0.01274	0.00735	0.00254	0.00795	0.00126	0.00010	0.00490	0.00063	0.00090	0.00024	0.00422 A
Environmental	0.0486	0.0527	0.0531	0.0467	0.0611	0.0714	0.0527	0.0329	0.0531	0.0373	0.0533	0.0671	0.0525 A
Merger surcredit	(0.01589)	(0.01589)	(0.01589)	(0.01589)	(0.01589)	(0.01589)	(0.01589)	(0.01589)	(0.01589)	(0.01589)	(0.01589)	(0.00868)	(0.00868) B 1
Franchise Fee	0.0300	0.0300	0.0300	0.0300	0.0300	0.0300	0.0300	0.0300	0.0300	0.0300	0.0300	0.0300	0.0300 C
Value Delivery Surcredit	(0.0030)	(0.0030)	(0.0030)	(0.0030)	(0.0030)	(0.0035)	(0.0029)	(0.00293)	(0.00293)	(0.00293)	(0.00293)	(0.00293)	0.00000 B 2
LPDSM	0.00008	0.00008	0.00008	0.00008	0.00008	0.00008	0.00008	0.00008	0.00010	0.00042	0.00042	0.00042	0.00042 C add w/fuel adj
Program Recovery Cost	0.00006	0.00006	0.00006	0.00006	0.00006	0.00006	0.00006	0.00006	0.00006	0.00006	0.00006	0.00006	0.00006 C add w/fuel adj

A= Twelve Month Average
B= Actual Credit Now.
C= Actual rate.

1 according to tariff - succeeding annual periods beginning Feb 1, 2009 - 1.013% (used .00868 in filing)
2 no longer calculating value added surcredit as of 9/08

**KENTUCKY-AMERICAN WATER COMPANY
FORECASTED SALES AND SYSTEM DELIVERY
CASE NO: 2008-00427**

	<u>(CCF)</u>	<u>(000 GAL)</u>	<u>PERCENT</u>	
FORECASTED SALES	17,831,140	13,373,355	84.40%	
NON-REVENUE USAGE	422,539	316,904	2.00%	
UNACCOUNTED FOR WATER	2,873,264	2,154,948	13.60%	2% for non-revenue
SYSTEM DELIVERY	<u>21,126,943</u>	<u>15,845,207</u>	<u>100.00%</u>	86.40000% 13.6% for unaccounted for water

	<u>(000 GAL) FORECASTED</u>	<u>(000 GAL) BUDGET</u>
CHEMICALS		
LOW SERVICE PUMPAGE (RRS)	5,473,374	5,466,108
LOW SERVICE PUMPAGE (KRS)	10,680,562	10,666,384
LOW SERVICE PUMPAGE (OWENTON)	214,163	213,879
	<u>16,368,099</u>	<u>16,346,371</u>

SYSTEM DELIVERY	15,845,207
3.3% FACTOR FOR IN PLANT USE	522,892
TOTAL FORECASTED LOW SERVICE	<u>16,368,099</u>

	<u>(000 GAL) FORECASTED</u>	<u>(000 GAL) BUDGET</u>
HIGH SERVICE PUMPAGE (RRS)	5,272,321	5,266,000
HGH SERVICE PUMPAGE (KRS)	10,378,217	10,365,776
HIGH SERVICE PUMPAGE (OWENTON)	194,669	194,436
	<u>15,845,207</u>	<u>15,826,212</u>

This is used/referenced in the calculation sheet for fuel & power and chemicals.

FORCASTED PUMPAGE

Month	Year	Low Service			High Service				
		RRS	KRS	Owenton	RRS	KRS	Owenton		
June	2009	498.90230	948.05750	19.93740	480.57620	921.22030	18.12270		
July	2009	515.53240	1,113.96070	20.67340	496.59540	1,082.42660	18.79150		
August	2009	579.97400	1,110.65630	19.63600	558.66980	1,079.21570	17.84840		
September	2009	561.26510	1,079.65620	19.35970	540.64820	1,049.09360	17.59710		
October	2009	483.31160	1,066.76410	19.30160	465.55820	1,036.56660	17.54500		
November	2009	374.17670	896.51510	16.44680	360.43210	871.13630	14.94990		
December	2009	386.64930	775.24110	15.79490	372.44650	753.29600	14.35720		
January	2010	386.64930	742.63180	16.93150	372.44650	721.60900	15.39040		
February	2010	349.23160	678.80210	15.12210	336.40330	659.58670	13.74550		
March	2010	386.64930	783.75740	19.00220	372.44650	761.57090	17.27270		
April	2010	467.72090	676.93760	16.66810	450.54020	657.77450	15.15110		
May	2010	483.31160	807.58200	15.28930	465.55820	784.72070	13.89760		
Total		5,473.37410	10,680.56190	214.16300	16,368	5,272.32110	10,378.21690	194.66910	
ADJ. SALES		5,473.37425	10,680.56200	214.16300	16,368.09925	5,272.32125	10,378.21700	194.66900	15,845.2073
CHECK		-0.00015	-0.00010	0.00000		-0.00015	-0.00010	0.00010	

BUDGETED PUMPAGE

From Ky system delivery budget

Month	Year	Low Service			High Service				
		RRS	KRS	Owenton	RRS	KRS	Owenton		
June	2009	498.24000	946.79900	19.9110	480.000	920.116	18.101		
July	2009	514.84800	1,112.48200	20.6460	496.000	1,081.129	18.769		
August	2009	579.20400	1,109.18200	19.6100	558.000	1,077.922	17.827		
September	2009	560.52000	1,078.22300	19.3340	540.000	1,047.836	17.576		
October	2009	482.67000	1,065.34800	19.2760	465.000	1,035.324	17.524		
November	2009	373.68000	895.32500	16.4250	360.000	870.092	14.932		
December	2009	386.13600	774.21200	15.7740	372.000	752.393	14.340		
January	2010	386.13600	741.64600	16.9090	372.000	720.744	15.372		
February	2010	348.76800	677.90100	15.1020	336.000	658.796	13.729		
March	2010	386.13600	782.71700	18.9770	372.000	760.658	17.252		
April	2010	467.10000	676.03900	16.6460	450.000	656.986	15.133		
May	2010	482.67000	806.51000	15.2690	465.000	783.780	13.881		
Total		5,466.10800	10,666.38400	213.87900	16,346	5,266.00000	10,365.776	194.436	15,826

Kentucky Utilities Company

Fourth Revision of Original Sheet No. 20
P.S.C. No. 13

ELECTRIC RATE SCHEDULE

LP

Large Power Service

APPLICABLE

In all territory served.

AVAILABILITY OF SERVICE

This rate schedule is available for secondary, primary or available transmission line service on an annual basis for lighting and/or heating and/or power.

It is optional with the customer whether service will be billed under this schedule for the entire requirements, or under various other schedules applicable to the various services. The customer having selected this schedule will continue to be billed under it for not less than 12 consecutive months, unless there should be a material and permanent change in the customer's service.

Service under this schedule will be limited to minimum average secondary loads of 200 KW and maximum average loads not exceeding 5,000 KW.

Customers with average single phase loads less than 200KW receiving service under this rate schedule as of July 1, 2004, will continue to be served under this rate schedule.

RATE

Customer Charge: \$75.00 per month

Maximum Load Charge:

Secondary Service

\$7.65 per kilowatt of the maximum load in the month.

Primary Service

\$7.26 per kilowatt of the maximum load in the month

Transmission Service

\$6.92 per kilowatt of the maximum load in the month

Plus an Energy Charge of:

3.282 cents per KWH

ADJUSTMENT CLAUSES

The bill amount computed at the charges specified above shall be increased or decreased in accordance with the following:

Fuel Adjustment Clause	Sheet No. 70
Demand-Side Management Surcharge	Sheet No. 71
Environmental Cost Recovery Surcharge	Sheet No. 72
Merger Surcredit Rider	Sheet No. 73
Value Delivery Surcredit Rider	Sheet No. 75
Franchise Fee Rider	Sheet No. 76
School Tax	Sheet No. 77
Program Cost Recovery Mechanism	Sheet No. 62

Date of Issue: April 17, 2008
Canceling Third Revision of
Original Sheet No. 20
Issued November 1, 2007

Issued By

Date Effective: May 2, 2008

Lonnie E. Bellar, Vice President,
State Regulation and Rates
Lexington, Kentucky

Issued By Authority of an Order of the KPSC in Case No. 2007-00379 dated March 28, 2008

KRS

Kentucky Utilities Company

Fourth Revision of Original Sheet No. 25

P.S.C. No. 13

ELECTRIC RATE SCHEDULE

LCI-TOD

Large Commercial/Industrial Time-of-Day Service

APPLICABLE

In all territory served

AVAILABILITY OF SERVICE

Available to, and mandatory for, all customers served primary or transmission voltage, with an average demand of 5,000 kilowatts or greater, subject to the following guidelines:

- (1) Customers being served on this rate whose average demand have subsequently been reduced below 5,000 kilowatts over a period of twelve (12) months or who have had a material and permanent change in operations which will undoubtedly reduce demands below this level will be placed on the appropriate non-time-differentiated rate at the Company's discretion.
- (2) It is the responsibility of the customer to keep the Company fully informed of any change or expected change in operations which will affect the customer's qualification to be served on this rate.
- (3) Service under this schedule will be limited to maximum loads not exceeding 50,000 KW. Customers with new or increased load requirements that exceed 50,000 KW will have a rate developed as part of their contract based upon their electrical characteristics.

RATE

Customer Charge: \$120.00 per month

Maximum Load Charge:

	<u>Primary</u>	<u>Transmission</u>
On-Peak Demand	\$ 5.12 per KW	\$ 4.93 per KW
Off-Peak Demand	\$ 1.27 per KW	\$ 1.27 per KW

Energy Charge: 3.282 cents per KWH

ADJUSTMENT CLAUSES

The bill amount computed at the charges specified above shall be increased or decreased in accordance with the following:

Fuel Adjustment Clause	Sheet No. 70
Demand-Side Management Surcharge	Sheet No. 71
Environmental Cost Recovery Surcharge	Sheet No. 72
Merger Surcredit Rider	Sheet No. 73
Value Delivery Surcredit Rider	Sheet No. 75
Franchise Fee Rider	Sheet No. 76
School Tax	Sheet No. 77

Date of Issue: April 17, 2008
Canceling Third Revision of
Original Sheet No. 25
Issued November 1, 2007

Issued By

Date Effective: May 2, 2008

Lonnie E. Bellar, Vice President,
State Regulation and Rates
Lexington, Kentucky

Issued By Authority of an Order of the KPSC in Case No. 2007-00379 dated March 28, 2008

5.12
1.27

6.39
90%

5.75
Demand Cost

KENTUCKY UTILITIES COMPANY
Kentucky Retail
2008 Monthly Billing Adjustments

Billing Month	Fuel Adjustment Factors	STOD Cost Recovery	DSM (\$ Per Kwh)		Rate LP & STOD	Environmental Cost Recovery Surcharge Applicable to All Customers (% X Total Bill)	Merger Surcredit (% X Total Bill)	Earnings Sharing Mechanism (% X Total Bill)	Value Delivery Surcredit (% X Total Bill)
	KU Retail Monthly Billings (\$ Per Kwh)	Applicable to Rate LP (\$ Per Kwh)	Rate RS & VFD	Rate GS					
Dec-08									
Nov-08									
Oct-08									
Sep-08	\$0.00504	\$0.00006	\$0.00186	\$0.00089	\$0.00042	5.84%	-0.866%		0.000%
Aug-08	\$0.00755	\$0.00006	\$0.00186	\$0.00089	\$0.00042	7.12%	-0.866%		0.000%
Jul-08	\$0.00024	\$0.00006	\$0.00186	\$0.00089	\$0.00042	6.71%	-0.868%		-0.293%
Jun-08	\$0.00090	\$0.00006	\$0.00186	\$0.00089	\$0.00042	5.33%	-1.589%		-0.293%
May-08	\$0.00063	\$0.00006	\$0.00186	\$0.00089	\$0.00042	3.73%	-1.589%		-0.293%
Apr-08	\$0.00490	\$0.00006	\$0.00069	\$0.00004	\$0.00010	5.31%	-1.589%		-0.293%
Mar-08	(\$0.00010)	\$0.00006	\$0.00061	\$0.00007	\$0.00008	3.29%	-1.589%		-0.293%
Feb-08	\$0.00126	\$0.00006	\$0.00061	\$0.00007	\$0.00008	5.27%	-1.589%		-0.293%
Jan-08	\$0.00795	\$0.00006	\$0.00061	\$0.00007	\$0.00008	7.14%	-1.589%		-0.35%

KENTUCKY UTILITIES COMPANY
Kentucky Retail
2007 Monthly Billing Adjustments

Billing Month	Fuel Adjustment Factors	STOD Cost Recovery	DSM (\$ Per Kwh)		Rate LP & STOD	Environmental Cost Recovery	Merger Surcredit	Earnings Sharing Mechanism	Value Delivery Surcredit			
	KU Retail Monthly Billings	Applicable to Rate LP	Rate	GS		Applicable to All Customers				Surcredit	Mechanism	Surcredit
Dec-07	\$0.00254	\$0.00006	\$0.00061	\$0.00007	\$0.00008	6.11%	-1.589%		-0.30%			
Nov-07	\$0.00735	\$0.00006	\$0.00061	\$0.00007	\$0.00008	4.67%	-1.589%		-0.30%			
Oct-07	\$0.01274	\$0.00006	\$0.00061	\$0.00007	\$0.00008	5.31%	-1.589%		-0.30%			
Sep-07	\$0.00731	\$0.00006	\$0.00061	\$0.00007	\$0.00008	5.27%	-1.589%		-0.30%			
Aug-07	\$0.00496	\$0.00006	\$0.00061	\$0.00007	\$0.00008	4.86%	-1.589%		-0.30%			
Jul-07	\$0.00871	\$0.00006	\$0.00061	\$0.00007	\$0.00008	4.47%	-2.389%		-0.30%			
Jun-07	\$0.01114	\$0.00006	\$0.00061	\$0.00007	\$0.00008	4.40%	-1.326%		-0.30%			
May-07	\$0.00630	\$0.00006	\$0.00061	\$0.00007	\$0.00008	3.10%	-1.326%		-0.30%			
Apr-07	\$0.00621	\$0.00006	\$0.00061	\$0.00007	\$0.00008	1.80%	-1.326%		-0.30%			
Mar-07	\$0.00400	\$0.00006	\$0.00055	\$0.00009	\$0.00007	1.89%	-1.326%		-0.30%			
Feb-07	\$0.00374	\$0.00006	\$0.00055	\$0.00009	\$0.00007	4.66%	-1.326%		-0.30%			
Jan-07	\$0.00439	\$0.00006	\$0.00055	\$0.00009	\$0.00007	4.07%	-1.326%		-0.35%			

POLYMERS NO 2												
(Wet Weight)												
TOTAL LBS	0	0	0	0	0	0	0	0	0	0	0	0
COST/LB	\$2.62500	\$2.62500	\$2.62500	\$2.62500	\$2.50000	\$2.50000	\$2.50000	\$2.50000	\$2.50000	\$2.50000	\$2.50000	\$2.50000
TOTAL COST	\$0.00	\$0.00	\$0.00	\$0.00	\$0.00	\$0.00	\$0.00	\$0.00	\$0.00	\$0.00	\$0.00	\$0.00
POTASSIUM												
TOTAL LBS	6.40	2.90	3.80	6.60	3.80	0.90	1.20	2.00	5.60	3.60	2.80	3.3
COST/LB	2.475	1.013	1.469	3.087	1.837	4.49	6.19	1.160	3.143	3.38	1.347	1.083
TOTAL COST	\$3.63300	\$3.63300	\$3.63300	\$3.63300	\$3.63300	\$3.63300	\$3.63300	\$3.63300	\$3.63300	\$3.63300	\$3.63300	\$3.63300
PERMANGANATE												
TOTAL LBS	\$8.990	\$3.679	\$5.338	\$11.215	\$6.672	\$1.554	\$4.013	\$4.013	\$10.875	\$1.171	\$4.661	\$3.5486
COST/LB	\$23.25	\$10.54	\$13.81	\$23.98	\$13.81	\$3.11	\$4.15	\$6.92	\$19.38	\$2.42	\$12.46	\$3.746
TOTAL COST	\$207.262	\$14.762	\$14.762	\$14.762	\$14.762	\$14.762	\$14.762	\$14.762	\$14.762	\$14.762	\$14.762	\$14.762
SODIUM CHLORIDE												
TOTAL LBS	2.436	1.467	3.248	2.105	3.866	2.784	1.392	4.771	3.238	2.582	2.475	32.758
COST/LB	\$0.18900	\$0.18900	\$0.18900	\$0.18900	\$0.18900	\$0.18900	\$0.18900	\$0.18900	\$0.18900	\$0.18900	\$0.18900	\$0.18900
TOTAL COST	\$460	\$277	\$614	\$398	\$731	\$501	\$251	\$859	\$583	\$465	\$445	\$6,014
SODIUM HYDROXIDE 30%												
TOTAL LBS	0	0	0	0	0	0	0	0	0	0	0	0
COST/LB	\$0.41724	\$0.41724	\$0.41724	\$0.41724	\$0.41724	\$0.41724	\$0.41724	\$0.41724	\$0.41724	\$0.41724	\$0.41724	\$0.41724
TOTAL COST	\$0.00	\$0.00	\$0.00	\$0.00	\$0.00	\$0.00	\$0.00	\$0.00	\$0.00	\$0.00	\$0.00	\$0.00
SODIUM HYDROXIDE 50%												
TOTAL LBS	0	0	0	0	0	0	0	0	0	0	0	0
COST/LB	\$0.41724	\$0.41724	\$0.41724	\$0.41724	\$0.41724	\$0.41724	\$0.41724	\$0.41724	\$0.41724	\$0.41724	\$0.41724	\$0.41724
TOTAL COST	\$0.00	\$0.00	\$0.00	\$0.00	\$0.00	\$0.00	\$0.00	\$0.00	\$0.00	\$0.00	\$0.00	\$0.00
SODIUM												
TOTAL LBS	0	0	0	0	0	0	0	0	0	0	0	0
COST/LB	\$1.02900	\$1.02900	\$1.02900	\$1.02900	\$1.02900	\$1.02900	\$1.02900	\$1.02900	\$1.02900	\$1.02900	\$1.02900	\$1.02900
TOTAL COST	\$0.00	\$0.00	\$0.00	\$0.00	\$0.00	\$0.00	\$0.00	\$0.00	\$0.00	\$0.00	\$0.00	\$0.00
SULFURIC ACID (38%)												
TOTAL LBS	0	0	0	0	0	0	0	0	0	0	0	0
COST/LB	\$0.00	\$0.00	\$0.00	\$0.00	\$0.00	\$0.00	\$0.00	\$0.00	\$0.00	\$0.00	\$0.00	\$0.00
TOTAL COST	\$0.00	\$0.00	\$0.00	\$0.00	\$0.00	\$0.00	\$0.00	\$0.00	\$0.00	\$0.00	\$0.00	\$0.00

TOTAL RICHMOND RD												
TOTAL LBS	635	468	528	527	540	519	542	588	557	540	617	551.4
COST/LB	245594	163376	204013	246629	260988	259073	279603	346667	312817	261140	230894	3018054
TOTAL COST	\$73,852	\$47,579	\$67,813	\$80,925	\$92,175	\$72,717	\$87,997	\$96,291	\$108,862	\$74,499	\$71,548	\$57,958

GAC FILTER												
TOTAL COST	\$191.01	\$136.24	\$175.39	\$173.02	\$190.72	\$145.75	\$170.69	\$166.03	\$193.96	\$154.14	\$191.21	\$149.90

MEDIA												
TOTAL COST	\$12,262	\$12,262	\$12,262	\$14,762	\$14,762	\$12,262	\$12,262	\$12,262	\$12,262	\$12,262	\$12,262	\$12,262

120217.518000.13												

TOTAL COST												
\$162,144												

KENTUCKY-AMERICAN WATER COMPANY

KENTUCKY RIVER STATION

chemicals
Bid Dollars

This spreadsheet was revised 09/04/08 based upon Contract Prices for 2008 and Copper Sulfate price for 2009, Revised Chemical Planning Assumptions for 2009 from 09/03/08 and 2010-2013 fr

	JAN 10	FEB 10	MAR 10	APR 10	MAY 10	JUNE 10	JULY 09	AUG 09	SEPT 09	OCT 09	NOV 09	DEC 09	TOTAL
LOW SERVICE PUMPAGE (MG)													
AMMONIA													
(Dry Weight)													
TOTAL LBS	742.632	678.802	783.757	676.938	807.582	948.058	1,113.961	1,110.656	1,079.656	1,066.764	896.515	775.241	10,680.562
COST/LB	5.764	4.892	5.710	5.125	6.281	8.382	10.733	11.583	10.899	9.940	7.983	6.153	93.445
TOTAL COST	\$0.98700	\$0.98700	\$0.98700	\$0.98700	\$0.98700	\$0.94000	\$0.94000	\$0.94000	\$0.94000	\$0.94000	\$0.94000	\$0.94000	\$0.95397
COST/MG	\$5.689	\$4.828	\$5.636	\$5.059	\$6.200	\$7.879	\$10.089	\$10.888	\$10.245	\$9.343	\$7.504	\$5.784	\$89.144
CARBON													
(Dry Weight)													
TOTAL LBS	0.00	0.00	0.00	0.00	0.00	0.00	0.00	5.00	30.00	15.00	0.00	0.00	5.1
COST/LB	\$0.71400	\$0.71400	\$0.71400	\$0.71400	\$0.71400	\$0.68000	\$0.68000	\$0.68000	\$0.68000	\$0.68000	\$0.68000	\$0.68000	\$0.68000
TOTAL COST	\$0.00	\$0.00	\$0.00	\$0.00	\$0.00	\$0.00	\$0.00	\$3.40	\$20.40	\$10.811	\$0.00	\$0.00	\$36.682
COST/MG	\$0.00	\$0.00	\$0.00	\$0.00	\$0.00	\$0.00	\$0.00	\$3.40	\$20.40	\$10.811	\$0.00	\$0.00	\$3.43
CHLORINE													
(Dry Weight)													
TOTAL LBS	48.90	45.40	45.90	47.70	49.00	55.70	60.70	65.70	63.60	58.70	56.10	50.00	55.1
COST/LB	36.315	30.818	35.974	32.290	39.572	52.807	67.617	72.970	68.666	62.619	50.294	38.762	588.704
TOTAL COST	\$0.19023	\$0.19023	\$0.19023	\$0.19023	\$0.19023	\$0.18650	\$0.18650	\$0.18650	\$0.18650	\$0.18650	\$0.18650	\$0.18650	\$0.18761
COST/MG	\$6.908	\$5.862	\$6.843	\$6.143	\$7.528	\$9.848	\$12.611	\$13.609	\$12.806	\$11.678	\$9.380	\$7.229	\$110.446
COPPER SULFATE													
(Dry Weight)													
TOTAL LBS	0.00	0.00	0.00	0.00	0.00	0.00	0.00	0.00	0.00	0.00	0.00	0.00	0.0
COST/LB	\$1.42800	\$1.42800	\$1.42800	\$1.42800	\$1.42800	\$1.36000	\$1.36000	\$1.36000	\$1.36000	\$1.36000	\$1.36000	\$1.36000	\$0.00000
TOTAL COST	\$0.00	\$0.00	\$0.00	\$0.00	\$0.00	\$0.00	\$0.00	\$0.00	\$0.00	\$0.00	\$0.00	\$0.00	\$0.00
COST/MG	\$0.00	\$0.00	\$0.00	\$0.00	\$0.00	\$0.00	\$0.00	\$0.00	\$0.00	\$0.00	\$0.00	\$0.00	\$0.00
CORROSION INHIBITOR													
(Wet Weight)													
TOTAL LBS	26.80	26.50	26.50	28.10	28.30	28.40	27.20	25.20	29.30	28.00	26.00	28.00	27.0
COST/LB	19.903	17.988	20.770	19.022	22.855	26.925	30.300	27.989	31.634	27.736	23.309	20.756	288.585
TOTAL COST	\$29.269	\$26.454	\$30.544	\$27.974	\$33.610	\$34.733	\$39.087	\$36.105	\$40.808	\$35.779	\$30.069	\$26.002	\$390.432
COST/MG	\$39.41	\$38.97	\$38.97	\$41.32	\$41.62	\$36.64	\$35.09	\$32.51	\$37.80	\$33.54	\$33.54	\$33.54	\$36.56
FERRIC CHLORIDE													
(Dry Weight)													
TOTAL LBS	0.00	0.00	0.00	0.00	0.00	0.00	45.00	200.00	255.00	300.00	75.00	0.00	87.5
COST/LB	\$0.15267	\$0.15267	\$0.15267	\$0.15267	\$0.15267	\$0.14540	\$0.14540	\$0.14540	\$0.14540	\$0.14540	\$0.14540	\$0.14540	\$0.14540
TOTAL COST	\$0.00	\$0.00	\$0.00	\$0.00	\$0.00	\$0.00	\$6.54	\$29.08	\$37.08	\$43.62	\$10.91	\$0.00	\$12.73
COST/MG	\$0.00	\$0.00	\$0.00	\$0.00	\$0.00	\$0.00	\$6.54	\$29.08	\$37.08	\$43.62	\$10.91	\$0.00	\$12.73
FLUORIDE													
(Wet Weight)													
TOTAL LBS	37.40	37.30	37.40	39.00	39.50	40.70	39.60	37.40	33.20	36.50	36.00	35.50	37.4
COST/LB	27.774	25.319	29.313	26.401	31.899	38.586	44.113	41.539	35.845	38.937	32.275	27.521	399.521
TOTAL COST	\$0.34650	\$0.34650	\$0.34650	\$0.34650	\$0.34650	\$0.31500	\$0.31500	\$0.31500	\$0.31500	\$0.31500	\$0.31500	\$0.31500	\$0.32609
COST/MG	\$9.624	\$8.773	\$10.157	\$9.148	\$11.053	\$12.155	\$13.896	\$13.085	\$11.291	\$12.265	\$10.166	\$8.669	\$130.281
PACL													
(Wet Weight)													
TOTAL LBS	270.00	160.00	195.00	240.00	175.00	170.00	180.00	185.00	210.00	170.00	130.00	260.00	192.8
COST/LB	200.511	108.608	152.833	162.465	141.327	161.170	200.513	205.471	226.728	181.350	116.547	201.563	2,059.085
TOTAL COST	\$32.633	\$17.676	\$24.874	\$26.441	\$23.001	\$24.981	\$31.080	\$31.848	\$35.143	\$28.109	\$18.065	\$31.242	\$325.093
COST/MG	\$43.94	\$26.04	\$31.74	\$33.06	\$28.48	\$26.35	\$27.90	\$28.68	\$32.55	\$26.35	\$20.15	\$40.30	\$30.44

POLYMERS NO 1 (Wet Weight)	TOTAL LBS	16.60	17.60	20.50	21.10	19.30	18.10	22.50	20.70	22.40	17.90	20.00	15.30	19.50
	COST/LB	12.328	11.947	16.067	14.283	15.586	17.160	25.064	22.981	24.184	19.095	17.930	11.861	208.497
	TOTAL COST	\$0.45675	\$0.45675	\$0.45675	\$0.45675	\$0.45675	\$0.45675	\$0.45675	\$0.45675	\$0.45675	\$0.45675	\$0.45675	\$0.45675	\$0.45675
POLYMERS NO 2 (Dry Weight)	TOTAL LBS	1.485	1.222	1.411	1.015	1.211	1.327	1.560	1.333	1.835	1.600	1.524	930	16.454
	COST/LB	\$2.012	\$1.655	\$1.911	\$1.375	\$1.641	\$1.712	\$2.012	\$1.719	\$2.368	\$2.064	\$1.966	\$1.200	\$1.31487
	TOTAL COST	\$2.71	\$2.44	\$2.44	\$2.03	\$2.03	\$1.81	\$2.012	\$1.81	\$2.19	\$1.94	\$2.19	\$1.55	\$2.03
PERMANGANATE (Dry Weight)	TOTAL LBS	0.00	0.00	0.00	0.00	0.00	0.00	0.00	0.00	0.00	0.00	0.00	0.00	0.2
	COST/LB	\$3.63300	\$3.63300	\$3.63300	\$3.63300	\$3.63300	\$3.63300	\$3.63300	\$3.63300	\$3.63300	\$3.63300	\$3.63300	\$3.63300	\$3.63300
	TOTAL COST	\$0.00	\$0.00	\$0.00	\$0.00	\$0.00	\$0.00	\$0.00	\$0.00	\$0.00	\$0.00	\$0.00	\$0.00	\$0.73
SODIUM CHLORIDE (Dry Weight)	TOTAL LBS	2.822	2.987	3.057	1.151	1.292	4.740	2.228	2.777	4.211	3.734	3.227	2.946	35.171
	COST/LB	\$0.18900	\$0.18900	\$0.18900	\$0.18900	\$0.18900	\$0.18900	\$0.18900	\$0.18900	\$0.18900	\$0.18900	\$0.18900	\$0.18900	\$0.18900
	TOTAL COST	\$0.533	\$0.564	\$0.578	\$0.218	\$0.244	\$0.853	\$0.401	\$0.500	\$0.758	\$0.672	\$0.617	\$0.553	\$6.433
SODIUM HYDROXIDE 30% (Wet Weight)	TOTAL LBS	0.00	0.00	0.00	0.00	0.00	0.00	0.00	0.00	0.00	0.00	0.00	0.00	0.0
	COST/LB	\$0.41724	\$0.41724	\$0.41724	\$0.41724	\$0.41724	\$0.41724	\$0.41724	\$0.41724	\$0.41724	\$0.41724	\$0.41724	\$0.41724	\$0.41724
	TOTAL COST	\$0.00	\$0.00	\$0.00	\$0.00	\$0.00	\$0.00	\$0.00	\$0.00	\$0.00	\$0.00	\$0.00	\$0.00	\$0.00
SODIUM HYDROXIDE 50% (Wet Weight)	TOTAL LBS	15.70	1.50	5.30	27.70	13.30	26.50	51.20	83.30	90.60	92.40	26.40	4.90	41.7
	COST/LB	\$0.41724	\$0.41724	\$0.41724	\$0.41724	\$0.41724	\$0.41724	\$0.41724	\$0.41724	\$0.41724	\$0.41724	\$0.41724	\$0.41724	\$0.41724
	TOTAL COST	\$6.55	\$0.63	\$2.21	\$11.56	\$5.55	\$9.70	\$18.74	\$30.49	\$33.16	\$33.82	\$9.66	\$2.05	\$15.47
SODIUM PERMANGANATE (Wet Weight)	TOTAL LBS	0.00	0.00	0.00	0.00	0.00	0.00	0.00	0.00	0.00	0.00	0.00	0.00	0.0
	COST/LB	\$1.02900	\$1.02900	\$1.02900	\$1.02900	\$1.02900	\$1.02900	\$1.02900	\$1.02900	\$1.02900	\$1.02900	\$1.02900	\$1.02900	\$1.02900
	TOTAL COST	\$0.00	\$0.00	\$0.00	\$0.00	\$0.00	\$0.00	\$0.00	\$0.00	\$0.00	\$0.00	\$0.00	\$0.00	\$0.00
SULFURIC ACID (38%) (Wet Weight)	TOTAL LBS	0.00	0.00	0.00	0.00	0.00	0.00	0.00	0.00	0.00	0.00	0.00	0.00	0.0
	COST/LB	\$0.33600	\$0.33600	\$0.33600	\$0.33600	\$0.33600	\$0.33600	\$0.33600	\$0.33600	\$0.33600	\$0.33600	\$0.33600	\$0.33600	\$0.33600
	TOTAL COST	\$0.00	\$0.00	\$0.00	\$0.00	\$0.00	\$0.00	\$0.00	\$0.00	\$0.00	\$0.00	\$0.00	\$0.00	\$0.00

JDE CORRECTIONS JDE CORRECTIONS														
TOTAL KY RIVER (DRY WEIGHTS)	TOTAL LBS	429	302	344	414	335	355	439	636	751	732	384	405	479.9
	COST/LB	\$318.561	\$204.799	\$269.288	\$280.504	\$270.764	\$336.220	\$489.290	\$706.853	\$810.601	\$780.677	\$344.445	\$313.691	\$5,125.693
	TOTAL COST	\$97.164	\$71.694	\$89.614	\$90.704	\$91.877	\$108.822	\$148.240	\$187.690	\$225.531	\$205.398	\$87.206	\$105.521	\$1,512.462
120217.518000.13														

POLYMERS NO 1 (Wet Weight)	TOTAL LBS	8.20	9.90	8.30	7.10	7.10	6.00	5.40	5.60	5.00	7.80	6.70	7.70	7.0	
	COST/LB	\$1.18650	\$1.18650	\$1.18650	\$1.18650	\$1.18650	\$1.13000	\$1.13000	\$1.13000	\$1.13000	\$1.13000	\$1.13000	\$1.13000	\$1.15547	
	TOTAL COST	\$9.73	\$11.75	\$9.85	\$8.42	\$8.42	\$6.78	\$6.10	\$6.33	\$6.33	\$5.65	\$8.81	\$7.57	\$8.70	\$8.06
	COST/MG	\$0.00	\$0.00	\$0.00	\$0.00	\$0.00	\$0.00	\$0.00	\$0.00	\$0.00	\$0.00	\$0.00	\$0.00	\$0.00	\$0.00
POLYMERS NO 2 (Wet Weight)	TOTAL LBS	0	0	0	0	0	0	0	0	0	0	0	0	0	
	COST/LB	\$0.00000	\$0.00000	\$0.00000	\$0.00000	\$0.00000	\$0.00000	\$0.00000	\$0.00000	\$0.00000	\$0.00000	\$0.00000	\$0.00000	\$0.00000	
	TOTAL COST	\$0.00	\$0.00	\$0.00	\$0.00	\$0.00	\$0.00	\$0.00	\$0.00	\$0.00	\$0.00	\$0.00	\$0.00	\$0.00	
	COST/MG	\$0.00	\$0.00	\$0.00	\$0.00	\$0.00	\$0.00	\$0.00	\$0.00	\$0.00	\$0.00	\$0.00	\$0.00	\$0.00	
POTASSIUM (Dry Weight)	TOTAL LBS	71	63	79	70	64	83	86	82	81	81	69	66	894	
	COST/LB	\$3.63300	\$3.63300	\$3.63300	\$3.63300	\$3.63300	\$3.46000	\$3.46000	\$3.46000	\$3.46000	\$3.46000	\$3.46000	\$3.46000	\$3.52706	
	TOTAL COST	\$257	\$229	\$288	\$253	\$232	\$288	\$298	\$298	\$283	\$279	\$279	\$228	\$3,152	
	COST/MG	\$15.16	\$15.16	\$15.16	\$15.16	\$15.16	\$14.44	\$14.44	\$14.44	\$14.44	\$14.44	\$14.44	\$14.44	\$14.44	\$14.72
SODIUM CHLORIDE (Dry Weight)	TOTAL LBS	0	0	0	0	0	0	0	0	0	0	0	0	0	
	COST/LB	\$0.00000	\$0.00000	\$0.00000	\$0.00000	\$0.00000	\$0.00000	\$0.00000	\$0.00000	\$0.00000	\$0.00000	\$0.00000	\$0.00000	\$0.00000	
	TOTAL COST	\$0.00	\$0.00	\$0.00	\$0.00	\$0.00	\$0.00	\$0.00	\$0.00	\$0.00	\$0.00	\$0.00	\$0.00	\$0.00	
	COST/MG	\$0.00	\$0.00	\$0.00	\$0.00	\$0.00	\$0.00	\$0.00	\$0.00	\$0.00	\$0.00	\$0.00	\$0.00	\$0.00	
SODIUM HYDROXIDE 30% (Wet Weight)	TOTAL LBS	350.00	350.00	300.00	325.00	275.00	0.00	0.00	0.00	0.00	0.00	225.00	350.00	196.9	
	COST/LB	\$0.31920	\$0.31920	\$0.31920	\$0.31920	\$0.31920	\$0.28000	\$0.28000	\$0.28000	\$0.28000	\$0.28000	\$0.28000	\$0.28000	\$0.30467	
	TOTAL COST	\$1,892	\$1,689	\$1,820	\$1,729	\$1,342	\$0	\$0	\$0	\$0	\$0	\$1,216	\$1,612	\$12,848	
	COST/MG	\$11.72	\$11.72	\$9.57	\$10.37	\$8.78	\$0.00	\$0.00	\$0.00	\$0.00	\$0.00	\$6.30	\$9.80	\$9.99	\$59.99
SODIUM HYDROXIDE 50% (Wet Weight)	TOTAL LBS	0	0	0	0	0	0	0	0	0	0	0	0	0	
	COST/LB	\$0.42180	\$0.42180	\$0.42180	\$0.42180	\$0.42180	\$0.37000	\$0.37000	\$0.37000	\$0.37000	\$0.37000	\$0.37000	\$0.37000	\$0.37371	
	TOTAL COST	\$0.00	\$0.00	\$0.00	\$0.00	\$0.00	\$0.00	\$0.00	\$0.00	\$0.00	\$0.00	\$0.00	\$0.00	\$0.00	
	COST/MG	\$0.00	\$0.00	\$0.00	\$0.00	\$0.00	\$0.00	\$0.00	\$0.00	\$0.00	\$0.00	\$0.00	\$0.00	\$0.00	
SODIUM (Wet Weight)	TOTAL LBS	8.35	8.35	8.35	8.35	8.35	8.35	8.35	8.35	8.35	8.35	8.35	8.35	8.3	
	COST/LB	\$1.52250	\$1.52250	\$1.52250	\$1.52250	\$1.52250	\$1.45000	\$1.45000	\$1.45000	\$1.45000	\$1.45000	\$1.45000	\$1.45000	\$1.47810	
	TOTAL COST	\$12.71	\$12.71	\$12.71	\$12.71	\$12.71	\$12.10	\$12.10	\$12.10	\$12.10	\$12.10	\$12.10	\$12.10	\$12.33	
	COST/MG	\$0.33600	\$0.33600	\$0.33600	\$0.33600	\$0.33600	\$0.32000	\$0.32000	\$0.32000	\$0.32000	\$0.32000	\$0.32000	\$0.32000	\$0.32225	
SULFURIC ACID (38%) (Wet Weight)	TOTAL LBS	114	102	128	112	103	128	131	128	128	128	137	132	1783	
	COST/LB	\$6.72	\$6.72	\$6.72	\$6.72	\$6.72	\$6.40	\$6.40	\$6.40	\$6.40	\$6.40	\$6.40	\$6.40	\$6.72	
	TOTAL COST	\$779.03	\$686.69	\$861.34	\$754.56	\$690.96	\$796.80	\$796.80	\$796.80	\$796.80	\$796.80	\$831.12	\$844.80	\$11,783	
	COST/MG	\$11.72	\$11.72	\$9.57	\$10.37	\$8.78	\$0.00	\$0.00	\$0.00	\$0.00	\$0.00	\$6.30	\$9.80	\$9.99	\$59.99

JDE CORRECTIONS/JDE CORRECTIONS														

TOTAL NORTHERN DIVISION (DRY WEIGHTS)	TOTAL LBS	1509.7	1420.4	1301.8	1383.6	1715.6	1215.0	1106.4	1498.1	1475.5	1556.3	1709.7	1531.7	1440.5
	COST/LB	25.562	21.480	24.737	23.062	26.231	24.224	22.873	29.417	28.566	30.039	28.119	24.193	308.504
	TOTAL COST	\$12,513	\$10,535	\$12,187	\$11,313	\$13,045	\$11,724	\$11,228	\$13,967	\$13,681	\$13,940	\$12,886	\$11,222	\$0,48051
	COST/MG	\$739.03	\$696.69	\$641.34	\$678.71	\$853.22	\$588.03	\$543.10	\$711.29	\$706.68	\$722.20	\$783.49	\$710.45	\$692.18

123017.518000.13														

KENTUCKY-AMERICAN WATER COMPANY

TOTAL COMPANY

Kentucky American Water -
Bid Dollars

		JAN 10	FEB 10	MAR 10	APR 10	MAY 10	JUNE 09	JULY 09	AUG 09	SEPT 09	OCT 09	NOV 09	DEC 09	TOTAL
LOW SERVICE PUMPAGE (MG)														
AMMONIA	LBS/MG	1,146.213	1,043.156	1,189.409	1,161.327	1,306.183	1,466.897	1,650.167	1,710.266	1,660.281	1,569.377	1,287.139	1,177.685	16,368.099
	TOTAL LBS	7.9	7.1	7.4	6.3	8.1	9.0	9.8	10.3	9.3	9.1	8.7	7.6	8.6
	(Dry Weight)	9.084	7.376	8.859	7.277	10.631	13.264	16.124	17.573	15.470	14.296	11.190	8.953	140.097
	COST/LB	\$0.98700	\$0.98700	\$0.98700	\$0.98700	\$0.98700	\$0.94000	\$0.94000	\$0.94000	\$0.94000	\$0.94000	\$0.94000	\$0.94000	\$0.95450
	TOTAL COST	\$8.966	\$7.280	\$8.743	\$7.182	\$10.493	\$12.468	\$15.156	\$16.518	\$14.542	\$13.438	\$10.519	\$8.416	\$133.723
	COST/MG	\$7.82	\$6.98	\$7.35	\$6.18	\$8.03	\$8.56	\$9.18	\$9.66	\$8.76	\$8.17	\$8.17	\$8.17	\$8.17
CARBON	LBS/MG	1.2	0.9	0.9	3.2	2.9	1.1	1.1	4.4	23.0	13.0	1.6	1.9	5.1
	TOTAL LBS	1.381	931	1,108	3,697	3,817	1,586	1,384	7,499	38,105	20,350	1,997	2,262	84,116
	(Dry Weight)	\$0.90662	\$0.89884	\$0.9024	\$0.9176	\$0.9164	\$0.8623	\$0.8612	\$0.7287	\$0.7287	\$0.7213	\$0.8652	\$0.8674	\$0.75372
	COST/LB	\$1.252	\$836	\$1,000	\$3.392	\$3,498	\$1,367	\$1,192	\$5,465	\$27,030	\$14,679	\$1,728	\$1,962	\$63,400
	TOTAL COST	\$1.09	\$0.80	\$0.84	\$2.92	\$2,68	\$0.93	\$0.72	\$3.20	\$16.28	\$3.87	\$1.34	\$1.67	\$3.87
	COST/MG	\$2.5	\$46.7	\$49.2	\$55.3	\$54.9	\$59.9	\$64.4	\$67.7	\$61.2	\$59.9	\$7.1	\$0.1	\$7.5
CHLORINE	LBS/MG	60.196	48.708	58.565	64.261	71.736	87.859	106.202	115.805	101.568	94.004	73.502	59.013	941.418
	(Dry Weight)	\$0.19256	\$0.19248	\$0.19228	\$0.19238	\$0.18863	\$0.18820	\$0.18817	\$0.18841	\$0.18841	\$0.18852	\$0.18870	\$0.18884	\$0.18974
	COST/LB	\$11.591	\$9,374	\$11,261	\$12,362	\$13,809	\$16,573	\$19,988	\$21,791	\$19,137	\$17,721	\$13,970	\$11,144	\$178.621
	TOTAL COST	\$0.11	\$8.99	\$9.47	\$10.64	\$10.57	\$11.30	\$12.11	\$12.74	\$11.53	\$11.29	\$10.78	\$9.46	\$10.91
	COST/MG	0.0	0.0	5.5	0.0	6.3	0.0	3.6	0.0	3.9	0.0	5.1	0.0	2.1
COPPER SULFATE	LBS/MG	0	0	6573	0	8216	0	5929	0	6455	0	6548	0	33721
	(Dry Weight)	\$0.00000	\$0.00000	\$1.42800	\$0.00000	\$1.36000	\$0.00000	\$1.36000	\$0.00000	\$1.36000	\$0.00000	\$1.36000	\$0.00000	\$1.36982
	COST/LB	\$0	\$0	\$9,386	\$0	\$11,733	\$0	\$8,063	\$0	\$8,778	\$0	\$8,905	\$0	\$46,866
	TOTAL COST	\$0.00	\$0.00	\$7.89	\$0.00	\$6.98	\$0.00	\$4.89	\$0.00	\$5.29	\$0.00	\$6.92	\$0.00	\$2.86
	COST/MG	28.2	25.3	25.7	29.1	28.2	27.1	26.8	25.2	29.2	27.0	26.8	27.0	27.1
CORROSION INHIBITOR	LBS/MG	32.314	26.440	30.552	33.755	36.774	39.797	44.219	43.068	48.472	42.429	34.460	31.833	444.111
	(Wet Weight)	\$1.47060	\$1.47060	\$1.47060	\$1.47060	\$1.29000	\$1.29000	\$1.29000	\$1.29000	\$1.29000	\$1.29000	\$1.29000	\$1.29000	\$1.35500
	COST/LB	\$47.521	\$38.882	\$44.929	\$49.640	\$54.080	\$51.338	\$57.043	\$55.558	\$62.529	\$54.733	\$44.453	\$41.065	\$601.770
	TOTAL COST	\$41.46	\$37.27	\$37.77	\$42.74	\$41.40	\$35.00	\$34.57	\$32.48	\$37.66	\$34.88	\$34.54	\$34.87	\$36.76
	COST/MG	14.8	13.0	13.6	12.9	13.5	10.2	39.8	141.4	177.5	216.2	66.3	13.4	69.4
FERRIC CHLORIDE	LBS/MG	16.932	13.610	16.152	15.001	17.583	14.953	65.633	241.767	294.672	339.331	85.330	15.795	1,136.759
	(Wet Weight)	\$0.51030	\$0.51030	\$0.51030	\$0.51030	\$0.48600	\$0.48600	\$0.22586	\$0.17306	\$0.16778	\$0.16477	\$0.21761	\$0.48600	\$0.20759
	COST/LB	\$8.640	\$6.945	\$6.242	\$7.655	\$8.972	\$7.267	\$14.824	\$41.841	\$49.439	\$55.913	\$18.569	\$7.676	\$235.985
	TOTAL COST	\$7.54	\$6.66	\$6.93	\$6.59	\$6.87	\$4.95	\$8.98	\$24.46	\$29.78	\$35.63	\$14.43	\$6.52	\$14.42
	COST/MG	38.1	36.4	37.8	38.4	39.3	40.3	41.5	36.9	35.2	36.9	34.3	34.3	37.7
FLUORIDE	LBS/MG	43.618	37.944	44.997	44.587	51.342	59.150	68.406	63.161	58.373	57.978	46.731	40.340	616.627
	(Wet Weight)	\$0.34827	\$0.34877	\$0.34874	\$0.34820	\$0.34808	\$0.31638	\$0.31606	\$0.31604	\$0.31626	\$0.31653	\$0.31660	\$0.31682	\$0.32791
	COST/LB	\$15.191	\$13.234	\$15.692	\$15.525	\$17.871	\$18.714	\$21.621	\$19.961	\$18.461	\$18.352	\$14.795	\$12.781	\$202.197
	TOTAL COST	\$13.25	\$12.69	\$13.19	\$13.37	\$13.68	\$12.76	\$13.10	\$11.67	\$11.12	\$11.69	\$11.49	\$10.85	\$12.35
	COST/MG	330.1	214.6	242.3	280.9	230.3	211.9	209.0	242.2	238.0	217.2	206.8	282.6	240.4
PACL	LBS/MG	378.369	223.855	288.160	326.167	300.820	310.840	344.862	414.262	395.107	340.843	266.218	344.623	3,934.126
	(Wet Weight)	\$0.16275	\$0.163	\$0.163	\$0.163	\$0.163	\$0.155	\$0.155	\$0.155	\$0.155	\$0.155	\$0.155	\$0.155	\$0.15789
	COST/LB	\$61.580	\$36.432	\$46.898	\$53.084	\$48.958	\$48.180	\$53.454	\$64.211	\$61.242	\$52.831	\$41.264	\$63.417	\$621.549
	TOTAL COST	\$53.72	\$34.93	\$39.43	\$45.71	\$37.48	\$32.85	\$32.39	\$37.54	\$36.89	\$33.66	\$32.06	\$45.36	\$37.97
	COST/MG	17.9	16.6	19.7	20.1	19.6	18.2	19.6	20.0	19.6	18.9	15.9	15.9	19.2
POLYMERS NO 1	LBS/MG	20.470	17.300	23.416	23.382	25.651	26.709	33.734	34.236	36.068	29.685	25.225	18.711	314.586
	(Wet Weight)	\$0.46170	\$0.4631	\$0.4617	\$0.4604	\$0.4598	\$0.4381	\$0.4373	\$0.4372	\$0.4369	\$0.4385	\$0.4380	\$0.4395	\$0.44599
	COST/LB	\$9.451	\$8.011	\$10.811	\$10.766	\$11.701	\$14.752	\$14.969	\$15.757	\$15.757	\$13.018	\$11.049	\$8.224	\$140.304
	TOTAL COST	\$8.25	\$7.68	\$9.09	\$9.27	\$9.03	\$7.98	\$8.94	\$8.75	\$9.49	\$8.29	\$8.58	\$6.98	\$8.57

POLYMERS NO 2																	
(Dry Weight)																	
TOTAL LBS	1.485	1.222	1.411	1.2	1.015	0.9	0.9	0.9	0.9	1.327	1.835	1.1	1.0	1.2	1.0	0.8	1.0
COST/LB	\$1.35450	\$1.3545	\$1.3545	\$1.3545	\$1.3545	\$1.2900	\$1.2900	\$1.2900	\$1.2900	\$1.2900	\$1.2900	\$1.2900	\$1.2900	\$1.2900	\$1.2900	\$1.2900	\$1.2900
TOTAL COST	\$2.012	\$1.655	\$1.911	\$1.61	\$1.375	\$1.164	\$1.1712	\$1.719	\$2.368	\$1.719	\$2.368	\$1.966	\$2.064	\$1.966	\$1.200	\$1.200	\$21.635
COST/MG	\$1.76	\$1.59	\$1.61	\$1.61	\$1.18	\$1.22	\$1.17	\$1.01	\$1.53	\$1.22	\$1.53	\$1.32	\$1.32	\$1.02	\$1.02	\$1.32	\$1.32
POTASSIUM																	
PERMANGANATE																	
(Dry Weight)																	
TOTAL LBS	2.545	1.076	1.549	1.3	2.7	1.5	0.4	0.4	0.4	0.4	0.4	0.7	0.9	1.4	1.0	0.7	1.3
COST/LB	\$3.63300	\$3.6330	\$3.6330	\$3.6330	\$3.6330	\$3.6330	\$3.4600	\$3.4600	\$3.4600	\$3.4600	\$3.4600	\$3.4600	\$3.4600	\$3.4600	\$3.4600	\$3.4600	\$3.54226
TOTAL COST	\$9.247	\$3.909	\$5.626	\$4.73	\$9.87	\$5.29	\$1.84	\$2.439	\$4.297	\$1.48	\$8.97	\$6.449	\$5.140	\$6.449	\$3.974	\$76.184	\$76.184
COST/MG	\$8.07	\$3.75	\$4.73	\$4.73	\$3.75	\$3.75	\$1.26	\$1.48	\$3.28	\$1.26	\$3.28	\$5.01	\$3.37	\$5.01	\$3.37	\$4.65	\$4.65
SODIUM CHLORIDE																	
(Dry Weight)																	
TOTAL LBS	5.258	4.454	6.305	5.3	3.256	5.159	7.135	5.012	4.169	8.981	6.972	5.809	5.809	5.809	5.809	5.809	67.928
COST/LB	\$0.18900	\$0.18900	\$0.18900	\$0.18900	\$0.18900	\$0.18900	\$0.18900	\$0.18900	\$0.18900	\$0.18900	\$0.18900	\$0.18900	\$0.18900	\$0.18900	\$0.18900	\$0.18900	\$0.18324
TOTAL COST	\$0.994	\$0.842	\$1.192	\$0.994	\$0.515	\$0.994	\$1.342	\$0.952	\$0.750	\$1.617	\$1.255	\$1.046	\$1.046	\$1.046	\$1.046	\$1.046	\$12.447
COST/MG	\$0.87	\$0.81	\$1.00	\$1.00	\$0.53	\$0.88	\$0.88	\$0.55	\$0.44	\$0.97	\$0.80	\$0.81	\$0.81	\$0.81	\$0.81	\$0.81	\$0.76
SODIUM HYDROXIDE 30%																	
(Wet Weight)																	
TOTAL LBS	5.926	5.293	5.701	4.8	4.7	3.2	0.0	0.0	0.0	0.0	0.0	0.0	2.8	4.5	4.7	2.6	2.6
COST/LB	\$0.31920	\$0.31920	\$0.31920	\$0.31920	\$0.31920	\$0.31920	\$0.31920	\$0.31920	\$0.31920	\$0.31920	\$0.31920	\$0.31920	\$0.31920	\$0.31920	\$0.31920	\$0.31920	\$0.30467
TOTAL COST	\$1.892	\$1.689	\$1.820	\$1.53	\$1.49	\$1.03	\$0.00	\$0.00	\$0.00	\$0.00	\$0.00	\$0.00	\$0.90	\$1.42	\$1.548	\$12.848	\$12.848
COST/MG	\$1.65	\$1.62	\$1.53	\$1.53	\$1.49	\$1.03	\$0.00	\$0.00	\$0.00	\$0.00	\$0.00	\$0.00	\$0.77	\$1.25	\$1.31	\$0.78	\$0.78
SODIUM HYDROXIDE 50%																	
(Wet Weight)																	
TOTAL LBS	11.659	1.018	4.154	3.5	16.1	14.2	38.0	58.7	79.4	84.6	74.2	27.7	27.7	27.7	8.6	39.4	39.4
COST/LB	\$0.41724	\$0.41724	\$0.41724	\$0.41724	\$0.41724	\$0.41724	\$0.36643	\$0.36615	\$0.36612	\$0.36613	\$0.36605	\$0.36600	\$0.36600	\$0.36600	\$0.36600	\$0.37043	\$0.37043
TOTAL COST	\$4.865	\$4.25	\$1.733	\$1.46	\$6.74	\$5.92	\$13.94	\$21.48	\$29.05	\$30.98	\$27.16	\$10.12	\$10.12	\$10.12	\$3.15	\$14.60	\$14.60
COST/MG	\$4.24	\$0.41	\$1.46	\$1.46	\$6.74	\$5.92	\$13.94	\$21.48	\$29.05	\$30.98	\$27.16	\$10.12	\$10.12	\$10.12	\$3.15	\$14.60	\$14.60
SODIUM																	
PERMANGANATE																	
(Wet Weight)																	
TOTAL LBS	141	126	159	126	139	128	166	173	2385	4480	3361	586	132	11976	132	11976	11976
COST/LB	\$1.52250	\$1.5225	\$1.5225	\$1.5225	\$1.5225	\$1.5225	\$1.4500	\$1.4500	\$1.4500	\$1.4500	\$1.4500	\$1.4500	\$1.4500	\$1.4500	\$1.4500	\$1.4500	\$1.05433
TOTAL COST	\$215	\$192	\$241	\$192	\$212	\$194	\$241	\$250	\$2414	\$638	\$3.370	\$638	\$191	\$12.626	\$191	\$12.626	\$12.626
COST/MG	\$0.19	\$0.18	\$0.20	\$0.20	\$0.18	\$0.15	\$0.16	\$0.15	\$0.14	\$0.15	\$0.15	\$0.15	\$0.15	\$0.15	\$0.15	\$0.15	\$0.15
SULFURIC ACID (38%)																	
(Wet Weight)																	
TOTAL LBS	0.3	0.3	0.3	0.3	0.3	0.2	0.3	0.6	1.7	1.2	1.2	0.3	0.3	0.3	0.3	0.7	0.7
COST/LB	\$0.33600	\$0.33600	\$0.33600	\$0.33600	\$0.33600	\$0.33600	\$0.32000	\$0.32000	\$0.32000	\$0.32000	\$0.32000	\$0.32000	\$0.32000	\$0.32000	\$0.32000	\$0.32225	\$0.32225
TOTAL COST	\$1.14	\$1.02	\$1.28	\$1.02	\$1.12	\$1.03	\$1.28	\$331	\$943	\$620	\$618	\$500	\$500	\$500	\$500	\$3.797	\$3.797
COST/MG	\$0.10	\$0.10	\$0.11	\$0.11	\$0.10	\$0.08	\$0.09	\$0.20	\$0.55	\$0.37	\$0.39	\$0.39	\$0.39	\$0.39	\$0.39	\$0.23	\$0.23
TOTAL COST	\$12.262	\$12.262	\$12.262	\$12.262	\$14.762	\$14.762	\$12.262	\$12.262	\$12.262	\$12.262	\$12.262	\$12.262	\$12.262	\$12.262	\$12.262	\$152.144	\$152.144
GAC FILTER MEDIA																	
120217.518001.13																	

TOTAL LEXINGTON														
W/GAC														
TOTAL LBS	564,155	368,174	473,301	527,133	531,753	768,893	472	411	412	461	404	404	461	411
COST/LB	\$0.3031	\$0.3240	\$0.3326	\$0.3256	\$0.3518	\$0.3072	\$0.3050	\$0.2710	\$0.2710	\$0.3003	\$0.3083	\$0.2787	\$0.2787	\$0.3197
TOTAL COST	\$171,016	\$119,273	\$157,426	\$171,629	\$187,052	\$236,237	\$125,46	\$169,26	\$169,26	\$206,36	\$177,508	\$145,164	\$145,164	\$2,454,661
COST/MG	\$151.44	\$116.02	\$134.51	\$149.94	\$144.90	\$144.98	\$125.46	\$169.26	\$169.26	\$182.59	\$139.69	\$124.94	\$124.94	\$151.95
TOTAL LEXINGTON														
W/GAC														
TOTAL LBS	564,155	368,174	473,301	527,133	531,753	768,893	472	411	412	461	404	404	461	411
COST/LB	\$0.3249	\$0.3573	\$0.3585	\$0.3536	\$0.3793	\$0.3232	\$0.3111	\$0.2827	\$0.2827	\$0.3111	\$0.3296	\$0.3022	\$0.3022	\$0.3197
TOTAL COST	\$183,278	\$131,535	\$169,688	\$186,391	\$201,814	\$248,499	\$193,800	\$298,420	\$298,420	\$350,887	\$189,770	\$157,426	\$157,426	\$2,606,805
COST/MG	\$159.90	\$126.09	\$142.67	\$160.50	\$154.51	\$150.59	\$132.12	\$174.49	\$174.49	\$211.34	\$188.16	\$133.67	\$133.67	\$159.26
TOTAL LEXINGTON AND NORTHERN														
W/GAC														
TOTAL LBS	514	374	419	474	427	480	422	422	427	474	419	419	474	422
COST/LB	\$0.3112	\$0.3331	\$0.3406	\$0.3325	\$0.3586	\$0.3120	\$0.3125	\$0.2766	\$0.2766	\$0.3047	\$0.3153	\$0.2869	\$0.3076	\$0.3076
TOTAL COST	\$163,529	\$129,809	\$169,613	\$182,942	\$200,097	\$247,465	\$193,262	\$247,465	\$247,465	\$362,306	\$190,394	\$156,385	\$156,385	\$2,602,901
COST/MG	\$160.12	\$124.44	\$142.60	\$157.53	\$153.19	\$149.96	\$131.75	\$149.96	\$149.96	\$212.20	\$189.23	\$132.79	\$132.79	\$159.02
TOTAL LEXINGTON AND NORTHERN														
W/GAC														
TOTAL LBS	514	374	419	474	427	480	422	422	427	474	419	419	474	422
COST/LB	\$0.3320	\$0.3646	\$0.3652	\$0.3593	\$0.3851	\$0.3280	\$0.3317	\$0.2879	\$0.2879	\$0.3153	\$0.3356	\$0.3094	\$0.3356	\$0.3356
TOTAL COST	\$195,791	\$142,071	\$181,875	\$197,704	\$214,859	\$259,727	\$205,524	\$259,727	\$259,727	\$384,568	\$309,235	\$168,647	\$168,647	\$2,755,045
COST/MG	\$170.82	\$136.19	\$152.91	\$170.24	\$164.49	\$157.39	\$140.11	\$157.39	\$157.39	\$219.58	\$197.04	\$143.20	\$143.20	\$168.32

120217.518001.13	RRS GAC	\$12,262	\$12,262	\$14,762	\$14,762	\$12,262	\$12,262	\$12,262	\$12,262	\$12,262	\$12,262	\$12,262	\$12,262	\$12,262
120217.518000.13	RRS TRT CHEM	\$73,852	\$47,579	\$67,813	\$80,925	\$92,175	\$72,717	\$87,997	\$96,291	\$108,862	\$71,548	\$57,958	\$57,958	\$932,215
120217.518000.13	KRS TRT CHEM	\$97,164	\$71,694	\$89,614	\$90,704	\$94,877	\$108,822	\$148,240	\$187,690	\$225,531	\$105,521	\$87,206	\$87,206	\$1,512,462
123017.518000.13	ND TRT CHEM	\$12,513	\$10,535	\$12,187	\$11,313	\$13,045	\$11,724	\$11,228	\$13,967	\$13,681	\$13,940	\$11,222	\$11,222	\$148,240
123301.518000.13	ND WWTRT CHEM	\$2,935	\$2,596	\$2,292	\$2,252	\$2,413	\$1,931	\$2,418	\$2,186	\$2,555	\$3,377	\$2,343	\$2,343	\$29,726
125001.518001.13	RWV WWTRT CHEM	\$368	\$368	\$368	\$368	\$368	\$350	\$450	\$450	\$450	\$350	\$350	\$350	\$4,688
NEW PLANT	ND NP TRT CHEM	\$0	\$0	\$0	\$0	\$0	\$0	\$0	\$0	\$0	\$0	\$0	\$0	\$0
GRAND TOTAL LINE 11	TOT KAW W/O GAC	\$186,831	\$132,772	\$172,273	\$185,562	\$202,878	\$195,543	\$250,333	\$300,584	\$351,079	\$297,664	\$159,078	\$159,078	\$2,627,330
GRAND TOTAL LINE 11	TOT KAW GAC	\$199,093	\$145,034	\$184,535	\$200,324	\$217,640	\$207,805	\$262,595	\$312,846	\$363,341	\$309,926	\$171,340	\$171,340	\$2,779,474
2,745,061														
120217	518,000	\$119,273	\$157,426	\$171,629	\$187,052	\$236,237	\$181,538	\$236,237	\$283,981	\$334,393	\$279,897	\$145,164	\$145,164	2,444,677
123017	518,000	\$10,535	\$12,187	\$11,313	\$13,045	\$11,228	\$11,724	\$11,228	\$13,967	\$13,681	\$13,940	\$11,222	\$11,222	148,240
120217	518,001	\$12,262	\$12,262	\$14,762	\$14,762	\$12,262	\$12,262	\$12,262	\$12,262	\$12,262	\$12,262	\$12,262	\$12,262	152,144
123301	518,000	\$2,596	\$2,292	\$2,252	\$2,413	\$2,418	\$1,931	\$2,418	\$2,186	\$2,555	\$3,377	\$2,343	\$2,343	2,745,061
125001	518,000	\$368	\$368	\$368	\$368	\$368	\$350	\$450	\$450	\$450	\$350	\$350	\$350	\$4,688

KENTUCKY-AMERICAN WATER COMPANY
CHEMICAL PRICES
CASE NO. 2008-00427

Contract Prices	1/1/08	Estimated 1/1/10	Contracted 1/1/09	Estimated 1/1/10	Owenton	Contracted 1/1/09	Estimated 1/1/10
Percent Increase 01/05	1.02500						
Lexington							
Chemical Year	1/1/08	1/1/10	1/1/09	1/1/10		1/1/08	1/1/10
Chlorine	0.23000	0.18650	0.18650	0.19023	Caustic Soda 30%	0.28000	0.3192
Polymers No 1 (RRS)	0.34000	0.43500	0.43500	0.45675	Caustic Soda 50%	0.37000	0.4218
Fluoride (hydrofluosilicic Acid)	0.18750	0.31500	0.31500	0.34650	Chlorine Water Plant	0.40000	0.40600
Caustic Soda (sodium hydroxide) 50%	0.12000	0.36600	0.36600	0.41724	Ferric chloride	0.48600	0.51030
Potassium Permang.	2.20000	3.46000	3.46000	3.63300	Fluoride	0.43000	0.47300
Carbon - KRS	0.63000	0.68000	0.68000	0.71400	Polymer Nonionic	1.13000	1.1865
Copper Sulfate chelated solution RRS	1.36000	1.36000	1.36000	1.42800	Potassium Permang	3.46000	3.63
Polymers No 2 (RRS)* (sludge polymer)	2.40000	2.50000	2.50000	2.62500	Sulfuric Acid	0.32000	0.33600
Ammonia	0.26900	0.94000	0.94000	0.98700	Polymer Cationic	0.92000	0.9660
Corrosion Inhibitor (zinc orthophosphate)	0.27300	1.29000	1.29000	1.47060	Sodium Permanganate	1.45000	1.52250
Polymers No 1 (KRS)	0.31000	0.43500	0.43500	0.45675	Carbon hydrodiaco B	0.85000	0.89
Polyaluminum Chloride (PACL)	0.13700	0.15500	0.15500	0.16275			
Polymers No 2 KRS (Poly EZ flocc Aid)	0.98000	1.29000	1.29000	1.35450			
Sodium Chloride	0.14000	0.18000	0.18000	0.18900			
Sodium Thiosulfate Liquid (KRS)	0.14450	0.23750	0.23750				
Sodium Thiosulfate Dry (RRS)	0.33000	0.69000	0.69000	0.15267			
Ferric Chloride	0.10900	0.14540	0.14540				
POWDER ACTIVATED CARBON (KRS)	0.72000	0.68000	0.68000	0.92400			
Sodium Permanganate (KRS)	0.76000	0.88000	0.88000	1.02900			

chrg from .19

orig 1.57
waste disposal chemical

orig 1.30
cationic

Poly EZ (Floc Aid)
waste disposal chemical

KENTUCKY-AMERICAN WATER COMPANY
WASTE DISPOSAL
CASE NO: 2007-00143

Waste Disposal		Object. Sub	Bus Unit	Jun-2009	Jul-2009	Aug-2009	Sep-2009	Oct-2009	Nov-2009	Dec-2009	Jan-2010	Feb-2010	Mar-2010	Apr-2010	May-2010	TOTAL
2006 Cleaning KRS Actual Cost: \$202,500 Amortized over two years Monthly Amortization Amort. Period 1/2007 - 12/2008		511200.13	120205	\$9,167	\$9,167	\$9,167	\$9,167	\$9,167	\$9,167	\$9,167	\$9,167	\$9,167	\$9,167	\$9,167	\$9,167	\$110,000
2007 Cleaning RRS Cost Approximately \$70,000 now accruing to 511100.13 - 120251			120251	0	0	0	0	0	0	0	0	0	0	0	0	0
KRS Waste Disposal Current RRS Waste Disposal Current		511100.13 511100.13	120250 120251	7313 8500 15,813	7849 11500 19,349	6291 8500 14,791	6255 8500 14,755	6023 8500 14,523	5220 8200 13,420	4968 8200 13,168	5843 8925 14,768	6820 8925 15,745	6514 12075 18,589	8736 8925 17,661	5724 8925 14,649	77,556 109,675 187,231
Total Waste Disposal Expense				\$24,980	\$28,516	\$23,958	\$23,922	\$23,690	\$22,587	\$22,335	\$23,935	\$24,912	\$27,756	\$26,828	\$23,816	\$297,231

Kentucky American Water Company
Management Fees Budget

Line 13

RT012USR		SRKYL13		June		July		August		September		October		November		December		January		February		March		April		May		Total	
Object	Sub	BU	JDE Object Description	Awv Acct	F1	F2	F3	F4	F5	F6	F7	F8	F9	F10	F11	F12	F168	F169	Forecast										
534600.16	120105		Management fees-Corp	923100	155,491	152,359	140,793	149,340	151,689	151,087	147,540	148,015	134,487	150,153	153,751	149,030			1,783,745										
					(492)	(1,187)	(1,643)	(1,320)	(45,403)	(3,489)	(2,407)	0	0	0	0	0			(55,941)										
534615.16	120105		SOX compliance costs	923100	50,368	51,075	44,413	50,764	49,762	49,089	52,900	47,683	45,947	51,734	50,957	46,475			591,167										
534625.16	120105		Shrd Srv Bus Fees	923100	158,844	157,376	150,493	155,207	153,100	150,790	154,646	149,504	144,510	157,622	155,214	151,738			1,839,044										
534635.16	120105		CSC shrd Serv Bus Fees	923100	100,573	109,878	99,842	103,306	102,810	99,354	117,515	118,845	103,170	111,164	116,175	113,478			1,296,110										
534645.16	120105		IT'S Shrd Serv Bus Fees	923100	5,652	5,584	5,132	5,637	5,533	5,146	5,704	5,138	4,889	5,716	5,864	5,690			65,685										
534655.16	120105		Procurement Shrd Serv Bus Fe	923100	17,399	17,161	15,978	15,571	16,235	14,637	15,114	14,648	15,003	16,145	16,179	15,683			189,753										
534665.16	120105		Lab Shrd Serv Bus Fees	923100	4,090	3,928	3,621	4,079	3,773	3,621	4,221	3,485	3,321	4,076	3,747	3,581			45,543										
534700.16	120105		BSC Shrd Serv Bus Fees	923100	157,936	169,966	150,136	164,118	155,180	148,647	164,268	149,862	153,821	176,201	159,525	154,342			1,904,002										
			Management Fees Regional		649,861	666,140	608,765	646,702	592,689	618,882	659,501	637,180	605,148	672,811	661,412	640,017			7,659,108										
			Contract Svc-Mgmt fees allocat	923100	(3,876)	(3,876)	(3,876)	(3,876)	(3,876)	(3,876)	(3,876)	(3,876)	(3,877)	(3,877)	(3,877)	(3,877)			(46,516)										
			deduct from regional fees - allocated to sewer																										

7,612,592

Kentucky American Water Company																
Forecasted Management Fees Expense Data Base																
CASE NO.: 2008-00427																
Object.Sub	BU	JDE Object Description	Awv Acct	June 2009	July 2009	Aug 2009	Sept 2009	Oct 2009	Nov 2009	Dec 2009	Jan 2010	Feb 2010	March 2010	Apr 2010	May 2010	Original Budget
				F1	F2	F3	F4	F5	F6	F7	F8	F9	F10	F11	F12	Forecast
534000	120105	Contract Svc-Mgmt fees	923100	\$649,861	\$666,140	\$608,765	\$646,702	\$592,689	\$618,882	\$659,501	\$637,180	\$605,148	\$672,811	\$661,412	\$640,017	\$7,659,108
534000	120105	Contract Svc-Mgmt fees allocated	923100	(3,876)	(3,876)	(3,876)	(3,876)	(3,876)	(3,876)	(3,876)	(3,876)	(3,877)	(3,877)	(3,877)	(3,877)	(46,516)
																7,612,592
																7,612,592
														Reference to Pivot Table		7,612,592
														Check Total = 0		\$0 check '0'
Ovenlin Sewer																
534000	120105	Contract Svc-Mgmt fees allocated	923100	3,357	3,357	3,357	3,357	3,357	3,357	3,357	3,357	3,358	3,358	3,359	3,359	40,290
Bonesboro Sewer																
534000	120105	Contract Svc-Mgmt fees allocated	923100	472	472	472	472	472	472	472	472	472	472	472	472	5,664
Bluegrass Station O&M																
534000	120105	Contract Svc-Mgmt fees allocated	923100	47	47	47	47	47	47	47	47	47	47	46	46	562

KENTUCKY AMERICAN WATER COMPANY
 2010 BUDGET

CATEGORY	SBS Grp	Data											
		Sum of Jan-10	Sum of Feb-10	Sum of Mar-10	Sum of Apr-10	Sum of May-10	Sum of Jun-10	Sum of Jul-10	Sum of Aug-10	Sum of Sep-10	Sum of Oct-10	Sum of Nov-10	Sum of Dec-10
534600	Corporate	148,015	134,487	150,153	153,751	149,030	156,049	149,296	143,621	150,009	148,081	153,534	147,916
	534615	47,683	45,947	51,734	50,957	46,475	51,406	50,478	47,090	51,803	49,125	51,750	53,983
534625	CSC	149,504	144,510	157,622	155,214	151,738	159,675	154,252	154,187	154,817	148,269	152,939	153,473
	534635	118,845	103,170	111,164	116,175	113,478	113,300	114,932	108,179	108,643	106,626	105,704	123,005
	534645	5,138	4,889	5,716	5,864	5,690	5,831	5,549	5,529	5,817	5,489	5,542	5,891
	534655	14,648	15,003	16,145	16,179	15,683	17,662	17,111	16,555	15,836	16,173	15,213	15,391
	534665	3,485	3,321	4,076	3,747	3,581	4,042	3,727	3,725	4,032	3,567	3,725	4,179
534700	Regional	149,862	153,821	176,201	159,525	154,342	162,472	168,016	158,665	167,545	153,132	157,125	167,786
Grand Total		637,181	605,147	672,810	661,411	640,017	670,438	663,361	637,552	658,500	630,464	645,531	671,624

Service Company	Jan-09	Feb-09	Mar-09	Apr-09	May-09	Jun-09	Jul-09	Aug-09	Sep-09	Oct-09	Nov-09	Dec-09	Ttl 2009
SOX \$\$ and Rates													
2009 Business Plan													
Total Corp SOX Consulting Costs	105,833	30,833	30,833	180,833	255,833	105,833	255,833	105,833	30,833	255,833	155,833	155,833	1,670,000
Amt applicable to Kentucky	3,438	45	32	22,653	48,541	492	1,187	1,643	1,320	45,403	3,489	2,407	130,650

Kentucky American Water Company
GROUP INSURANCE-ATTRITION YEAR
Attrition year May 2010
estimated increase 0.00%

	BILLING DETERMINANT COVERAGE	RATES EFFECTIVE 7/31/2008	PREMIUM
<u>ACTIVE EMPLOYEES</u>			
<u>LIFE INSURANCE</u>			
(1)	LIFE - BASIC (NON-BARGAINING)	5,304,686	\$0.180
(2)	LIFE - BASIC (BARGAINING)	4,948,962	0.180
(3)	A.D. & D. (\$10,000 COVERAGE PER EMPLOYEE)	0	0.020
(4)	A.D. & D. (NON-BARGAINING)	0	0.020
(5)	LIFE - VOLUNTARY UNDER 30		0.06
(6)	LIFE - VOLUNTARY UNDER 30-34		0.08
(7)	LIFE - VOLUNTARY UNDER 35-39		0.10
(8)	LIFE - VOLUNTARY UNDER 40-44		0.12
(9)	LIFE - VOLUNTARY UNDER 45-49		0.19
(10)	LIFE - VOLUNTARY UNDER 50-54		0.32
(11)	LIFE - VOLUNTARY UNDER 55-59		0.59
(12)	LIFE - VOLUNTARY UNDER 60-64		0.75
(13)	LIFE - VOLUNTARY UNDER 65-69		1.37
(14)	LIFE - VOLUNTARY UNDER 70 AND OVER		2.21
(15)	LIFE - DEPENDENT SPOUSE		0.25
(16)	LIFE - DEPENDENT CHILDREN		1.20
(17)	LIFE - SUPPLEMENTAL		0.35
(18)	LIFE - OPTIONAL		0.35
<u>DISABILITY</u>			
(19)	LONG TERM DISABILITY (NON UNION ONLY)	294,705	0.40
(20)	SHORT TERM MANAGED	0	2.61
(21)	A & S - COVERAGE FOR NEW JERSEY ONLY		
<u>MEDICAL, DENTAL & PRESCRIPTION COVERAGE</u>			
(22)	EMPLOYEES WITHOUT DEPENDENT COVERAGE.	35	482.00
(23)	EMPLOYEES WITH DEPENDENT COVERAGE	106	1,188.00
(24)	EMPLOYEES WITH SINGLE DENTAL COVERAGE ONLY		36.00
(25)	EMPLOYEES WITH DEPENDENT DENTAL COVERAGE ONLY	3	85.00
ACTIVES SUBTOTAL :			<u>\$145,822</u>
<u>CONTINUATION OF COVERAGE</u>			
<u>MEDICAL, DENTAL & PRESCRIPTION COVERAGE</u>			
(30)	INDIVIDUAL (FORMER EMPLOYEE, SPOUSE OR DEPENDENT)	1	482.00
(31)	FAMILY (2 OR MORE INDIVIDUALS)	1	1,188.00
(32)	UNDER AGE 65 DEPENDENT (1) OF A DECEASED RETIREE		36.00
(33)	UNDER AGE 65 DEPENDENTS (>1) OF A DECEASED RETIREE		85.00
			<u>0.00</u>
CONTINUATION OF COVERAGE SUBTOTAL :			<u>1,670</u>
TOTAL MONTHLY PREMIUM			<u>147,492</u>
			147,492
<u>REIMBURSEMENTS</u>			
EMPLOYEES WITHOUT DEPENDENT COVERAGE.			(1,919)
EMPLOYEES WITH DEPENDENT COVERAGE			(13,577)
EMPLOYEES WITH DEPENDENT DENTAL COVERAGE ONLY			<u>(41)</u>
NET COMPANY PREMIUM COST			131,955
PERCENTAGE TO OPERATIONS			78.94% <u>104,166</u>
TO ANNUALIZE			<u>1,249,992</u>
EMPLOYEES "OPTING OUT" OF MEDICAL COVERAGE (ANNUALIZE 0 X \$100/MO.)			<u>0</u>
TOTAL ANNUAL COST			<u>\$1,249,992</u>

**American Water Before Purchase Accounting After Reflecting Medicare Part D
Allocation of Projected 2009 - 2013 AWW Plan FAS 106 Costs and
Northern Illinois Plan FAS 106 Costs**

<u>COMPANY</u>	<u>2008 FAS 106 Cost Allocation %**</u>	<u>Actual 2008 Expense Allocation</u>	<u>Projected 2009 Expense Allocation</u>	<u>Projected 2010 Expense Allocation</u>
AMERICAN WATER WORKS COMPANY	0.49%	134,027	135,240	136,710
AMERICAN WATER SERVICES (AAET, L.P.)	0.04%	10,941	11,040	11,160
AMERICAN WATER SERVICES (Corp)	0.02%	5,470	5,520	5,580
AMERICAN WATER RESOURCES	0.02%	5,470	5,520	5,580
AWW SERVICE COMPANY				
Voorhees	2.26%	618,165	623,760	630,540
Belleville, IL Lab (R)	0.28%	76,587	77,280	78,120
Hershey, PA Data Center (W)	0.10%	27,352	27,600	27,900
Richmond, IN Data Center (H)	0.09%	24,617	24,840	25,110
Western (L)	0.14%	38,293	38,640	39,060
Haddon Heights IS	0.04%	10,941	11,040	11,160
Northeast Region	0.33%	90,263	91,080	92,070
Southeast Region	1.38%	377,464	380,880	385,020
Indiana Region	0.06%	16,411	16,560	16,740
Illinois Region	1.22%	333,700	336,720	340,380
Alton, IL Call Center	0.61%	166,850	168,360	170,190
Shared Services	1.03%	281,730	284,280	287,370
Pennsacola Call Center	1.76%	481,403	485,760	491,040
ITS	1.04%	284,465	287,040	290,160
Procurement/Supply Chain	<u>0.12%</u>	<u>32,823</u>	<u>33,120</u>	<u>33,480</u>
Total AWWs	10.46%	2,861,064	2,886,960	2,918,340
NORTHEAST REGION				
LONG ISLAND	1.99%	544,313	549,240	555,210
NEW JERSEY - AM	9.66%	2,642,245	2,666,160	2,695,140
ELIZABETH TOWN	<u>7.49%</u>	<u>2,048,698</u>	<u>2,067,240</u>	<u>2,089,710</u>
Total Northeast Region	19.14%	5,235,256	5,282,640	5,340,060
SOUTHEAST REGION				
KENTUCKY - AM	2.56%	700,222	<u>706,560</u>	<u>714,240</u>
MARYLAND - AM	0.29%	79,322	80,040	80,910
PENNSYLVANIA - AM	20.63%	5,642,810	5,693,880	5,755,770
TENNESSEE - AM	2.90%	793,221	800,400	809,100
VIRGINIA - AM - EASTERN DISTRICT	0.12%	32,823	33,120	33,480
VIRGINIA - AM	1.58%	432,168	436,080	440,820
WEST VIRGINIA - AM	<u>7.07%</u>	<u>1,933,817</u>	<u>1,951,320</u>	<u>1,972,530</u>
Total Southeast Region	35.15%	9,614,383	9,701,400	9,806,850
CENTRAL REGION				
ILLINOIS - AM	6.95%	1,900,994	1,918,200	1,939,050
INDIANA - AM	6.89%	1,884,583	1,901,640	1,922,310
IOWA - AM	1.57%	429,433	433,320	438,030
MICHIGAN - AM	0.14%	38,293	38,640	39,060
MISSOURI - AM	4.67%	1,277,359	1,288,920	1,302,930
ST. LOUIS	8.59%	2,349,575	2,370,840	2,396,610
OHIO - AM	<u>1.73%</u>	<u>473,197</u>	<u>477,480</u>	<u>482,670</u>
Total Central Region	30.54%	8,353,434	8,429,040	8,520,660
WEST REGION				
CALIFORNIA - AM	3.25%	888,954	897,000	906,750
NEW MEXICO - AM	0.39%	106,674	107,640	108,810
HAWAII - AM	0.24%	65,646	66,240	66,960
ARIZONA - AM	<u>0.26%</u>	<u>71,116</u>	<u>71,760</u>	<u>72,540</u>
Total West Region	4.14%	1,132,390	1,142,640	1,155,060
AWW PLAN				
	100.00%	27,352,435	27,600,000	27,900,000
NORTHERN ILLINOIS PLAN				
		<u>34,327</u>	<u>50,000</u>	<u>50,000</u>
TOTAL SYSTEM				
		<u>27,386,762</u>	<u>27,650,000</u>	<u>27,950,000</u>

Distribution of Ky OPEB expense	2009	2010
	<u>706,540</u>	<u>714,240</u>
O&M percentage	<u>78.94%</u>	<u>78.94%</u>
	557,743	563,821
	46,479	46,985
	560,278	325,353
		234,925

American Water Before Purchase Accounting
Allocation of Projected 2009 - 2013 AWW Qualified Plan FAS 87 Costs

<u>COMPANY</u>	<u>Allocation Percentage</u>	<u>Actual 2008 Allocated Pension Cost</u>	<u>Projected 2009 Allocated Pension Cost</u>	<u>Projected 2010 Allocated Pension Cost</u>
AMERICAN WATER WORKS COMPANY	0.05%	19,813	18,650	17,450
AMERICAN WATER SERVICES (AAET, L.P.)	0.03%	11,888	11,190	10,470
AMERICAN WATER SERVICES (Corp)	0.06%	23,776	22,380	20,940
AWW SERVICE COMPANY				
AWWS Corp	4.64%	1,838,646	1,730,720	1,619,360
Belleville, IL Lab (R)	0.55%	217,943	205,150	191,950
Western (L)	1.40%	554,764	522,200	488,600
Northeast Region	1.33%	527,026	496,090	464,170
Southeast Region	3.11%	1,232,368	1,160,030	1,085,390
Central Region	4.30%	1,703,918	1,603,900	1,500,700
Alton, IL Call Center	4.27%	1,692,030	1,592,710	1,490,230
Shared Services	2.20%	871,772	820,600	767,800
Pensacola Call Center	1.66%	657,792	619,180	579,340
ITS	3.37%	1,335,396	1,257,010	1,176,130
Procurement/Supply Chain	0.77%	305,120	287,210	268,730
Total AWW Service Company	27.60%	10,936,775	10,294,800	9,632,400
NORTHEAST REGION				
NEW JERSEY - AM	8.58%	3,399,909	3,200,340	2,994,420
LONG ISLAND	1.66%	657,792	619,180	579,340
ELIZABETHTOWN	6.49%	2,571,727	2,420,770	2,265,010
Total Northeast Region	16.73%	6,629,428	6,240,290	5,838,770
SOUTHEAST REGION				
KENTUCKY - AM	2.03%	804,408	757,190	708,470
VIRGINIA - AM - EASTERN DISTRICT	0.12%	47,551	44,760	41,880
PENNSYLVANIA - AM	14.74%	5,840,870	5,498,020	5,144,260
MARYLAND - AM	0.10%	39,626	37,300	34,900
TENNESSEE - AM	1.70%	673,642	634,100	593,300
VIRGINIA - AM	1.11%	439,849	414,030	387,390
WEST VIRGINIA - AM	4.91%	1,945,636	1,831,430	1,713,590
Total Southeast Region	24.71%	9,791,582	9,216,830	8,623,790
CENTRAL REGION				
ILLINOIS - AM	6.45%	2,555,877	2,405,850	2,251,050
INDIANA - AM	4.50%	1,783,170	1,678,500	1,570,500
IOWA - AM	1.01%	400,223	376,730	352,490
MISSOURI - AM	9.55%	3,784,283	3,562,150	3,332,950
OHIO - AM	1.45%	574,577	540,850	506,050
MICHIGAN - AM	0.11%	43,589	41,030	38,390
Total Central Region	23.07%	9,141,719	8,605,110	8,051,430
WEST REGION				
CALIFORNIA - AM	4.52%	1,791,095	1,685,960	1,577,480
NEW MEXICO - AM	0.36%	142,654	134,280	125,640
ARIZONA - AM	2.42%	958,949	902,660	844,580
HAWAII	0.29%	114,915	108,170	101,210
TEXAS	0.16%	63,402	59,680	55,840
Total West Region	7.75%	3,071,015	2,890,750	2,704,750
TOTAL SYSTEM	100.00%	<u>39,625,996</u>	<u>37,300,000</u>	<u>34,900,000</u>
		39,625,996	37,300,000	34,900,000

Kentucky American Water

	<u>2009</u>	<u>2010</u>	
Pension Expense	757,190	708,470	
O & M %	0.00%	78.94%	78.94%
	<u>597,726</u>	<u>559,266</u>	
	49,810	46,606	
	348,673	233,028	581,701
	441,694	295,196	736,890

KENTUCKY-AMERICAN WATER COMPANY
Regulatory Expense - Forecasted Test Year
FOR THE TWELVE MONTHS ENDED: NOVEMBER 30, 2008

CASE NO: 2008-00427

Cost of preparation and presentation of current case

AWWS Charges	\$	75,000	
Legal Fees		300,000	
Rate of Return Consultant		40,000	
Cost of Service Study Consultant		0	see below
Service Company Consultant - Baryenbruch		30,000	
Weather Normalization		27,000	
Customer notification		45,000	
Other		50,000	
TOTAL	\$	<u>567,000</u>	

Monthly Amortization	\$15,750	
Annual Amortization (3 Year Amortization)	\$189,000	338,319

Case No. 2007-00143

	\$	-
Balance of costs for last rate case		348,410
	\$	<u>348,410</u>

Amort period: 28 months Remaining	Monthly Amort:	\$12,443
	Annual Amort:	\$149,319

Depreciation Study 2007-00143

Balance of costs for last depreciation study	26,005
	\$ <u>26,005</u>

Amort period: 52 months remaining	Monthly Amort:	\$500	17,263
	Annual Amort:	\$6,001	

Cost of Service Study 2008-

Estimated Cost	\$	25,000
	\$	<u>25,000</u>

Amort period: 5 years	Monthly Amort:	\$417
	Annual Amort:	\$5,000

Cost of Service Study 2007-00143

	\$	-
Balance of costs for last rate case		14,612
	\$	<u>14,612</u>

Amort period: 28 months Remaining	Monthly Amort:	\$522
	Annual Amort:	\$6,262

355,582

KENTUCKY-AMERICAN WATER COMPANY
 FOR THE TWELVE MONTHS ENDED: May 2010
 INSURANCE OTHER THAN GROUP
 LINE 17, 168A
 CASE NO: 2008-00427

ACCOUNT	Jun-2009	Jul-2009	Aug-2009	Sep-2009	Oct-2009	Nov-2009	Dec-2009	Jan-2010	Feb-2010	Mar-2010	Apr-2010	May-2010	TOTAL
120119													
REAL & PERSONAL PROPERTY	\$ 10,528	\$ 10,528	\$ 10,528	\$ 10,528	\$ 10,528	\$ 10,528	\$ 10,528	\$ 11,054	\$ 11,054	\$ 11,054	\$ 11,054	\$ 11,054	\$ 128,966
FIDUCIARY LIABILITY	-	-	-	-	-	-	-	-	-	-	-	-	-
DIRECTORS & OFFICERS LIABILITY	-	-	-	-	-	-	-	-	-	-	-	-	-
OUTSIDE DIRECTORS & OFFICERS LIABILITY	-	-	-	-	-	-	-	-	-	-	-	-	-
EXCESS DIRECTORS & OFFICERS LIABILITY	1,109	1,109	1,109	1,109	1,109	1,109	1,109	1,165	1,165	1,165	1,165	1,165	13,586
KIDNAP & RANSOM	-	-	-	-	-	-	-	-	-	-	-	-	-
LAWYERS LIABILITY	96	96	96	96	96	96	96	101	101	101	101	101	1,177
EMPLOYMENT PRACTICES	-	-	-	-	-	-	-	-	-	-	-	-	-
CRIME	-	-	-	-	-	-	-	-	-	-	-	-	-
AUTO	3,368	3,368	3,368	3,368	3,368	3,368	3,368	3,705	3,705	3,705	3,705	3,705	42,101
SURETY MISC BONDS	-	-	-	-	-	-	-	-	-	-	-	-	-
BUSINESS TRAVEL	0	0	0	0	0	0	0	0	0	0	0	0	0
INFORMATION TECHNOLOGY	315	315	315	315	315	315	315	330	330	330	330	330	3,654
EXECUTIVE RISK	720	720	720	720	720	720	720	792	792	792	792	792	8,999
ALL RISK PROPERTY INS. PREMIUMS	\$ 16,136	\$ 16,136	\$ 16,136	\$ 16,136	\$ 16,136	\$ 16,136	\$ 16,136	\$ 17,147	\$ 17,147	\$ 17,147	\$ 17,147	\$ 17,147	\$ 198,683
RETRO ADJUSTMENT (ALL RISK)	-	-	-	-	-	-	-	-	-	-	-	-	-
TOTAL ALL RISK PROPERTY INSURANCE	\$ 16,136	\$ 16,136	\$ 16,136	\$ 16,136	\$ 16,136	\$ 16,136	\$ 16,136	\$ 17,147	\$ 17,147	\$ 17,147	\$ 17,147	\$ 17,147	\$ 198,683
WORKERS' COMP. RATE	0.0228	0.0228	0.0228	0.0228	0.0228	0.0228	0.0228	0.0228	0.0228	0.0228	0.0228	0.0228	0.0228
O&M LABOR	552,291	580,274	529,576	557,260	552,291	548,480	594,744	543,343	515,187	585,135	576,280	553,976	6,688,837
CAPITAL LABOR	149,167	155,218	142,615	148,985	149,167	143,145	156,163	143,509	137,121	156,338	155,274	148,293	1,784,995
GRAND TOTAL	\$ 701,458	\$ 735,492	\$ 672,191	\$ 706,245	\$ 701,458	\$ 691,625	\$ 750,907	\$ 686,852	\$ 652,308	\$ 741,473	\$ 731,554	\$ 702,269	\$ 8,473,832
5580000.16	\$ 15,647	\$ 15,647	\$ 15,647	\$ 15,647	\$ 15,647	\$ 15,647	\$ 15,647	\$ 16,800	\$ 16,800	\$ 16,800	\$ 16,800	\$ 16,800	\$ 193,529
WORKERS' COMP. PREMIUM	0	0	0	0	0	0	0	0	0	0	0	0	0
RETRO ADJUSTMENT	\$ 15,647	\$ 15,647	\$ 15,647	\$ 15,647	\$ 15,647	\$ 15,647	\$ 15,647	\$ 16,800	\$ 16,800	\$ 16,800	\$ 16,800	\$ 16,800	\$ 193,529
WORKERS' COMP.	(3,401)	(3,539)	(3,252)	(3,397)	(3,401)	(3,264)	(3,561)	(3,272)	(3,126)	(3,565)	(3,540)	(3,381)	(40,699)
WORKERS' COMP. CR (CAP)	(3,401)	(3,539)	(3,252)	(3,397)	(3,401)	(3,264)	(3,561)	(3,272)	(3,126)	(3,565)	(3,540)	(3,381)	(40,699)
TOTAL CREDITS-WORKERS' COMP.	\$ 12,246	\$ 12,108	\$ 12,395	\$ 12,250	\$ 12,246	\$ 12,383	\$ 12,086	\$ 13,528	\$ 13,674	\$ 13,235	\$ 13,260	\$ 13,419	\$ 152,830
NET WORKERS' COMP. PREMIUM													
5570000.16	\$ 19,932	\$ 19,932	\$ 19,932	\$ 19,932	\$ 19,932	\$ 19,932	\$ 19,932	\$ 21,925	\$ 21,925	\$ 21,925	\$ 21,925	\$ 21,925	\$ 249,149
PRIMARY GENERAL LIABILITY	8,319	8,319	8,319	8,319	8,319	8,319	8,319	9,359	9,359	9,359	9,359	9,359	105,028
EXCESS LIABILITY >1,000,000	415	415	415	415	415	415	415	427	427	427	427	427	5,040
CONSULTATION FEES	28,666	28,666	28,666	28,666	28,666	28,666	28,666	31,711	31,711	31,711	31,711	31,711	359,217
GENERAL LIABILITY INSURANCE PREMIUMS	2,437	2,437	2,437	2,437	2,437	2,437	2,437	2,437	2,437	2,437	2,437	2,437	29,240
RETRO ADJUSTMENT (GENERAL LIABILITY)	\$ 31,103	\$ 31,103	\$ 31,103	\$ 31,103	\$ 31,103	\$ 31,103	\$ 31,103	\$ 34,148	\$ 34,148	\$ 34,148	\$ 34,148	\$ 34,148	\$ 388,457
TOTAL GENERAL LIABILITY	\$ 59,484	\$ 59,346	\$ 59,633	\$ 59,488	\$ 59,484	\$ 59,621	\$ 59,324	\$ 64,822	\$ 64,968	\$ 64,529	\$ 64,554	\$ 64,713	\$ 739,970

Premiums BP

**KENTUCKY-AMERICAN WATER COMPANY
INSURANCE OTHER THAN GROUP PREMIUMS
CASE NO: 2008-00427**

Beginning Date	Expiration Date	Premiums	2008		2009		2010	
			Annual	Monthly	Annual	Monthly	Annual	Monthly
		<u>PROPERTY INSURANCE</u>						
01/01/08	12/31/08	REAL & PERSONAL PROPERTY	\$ 97,179.97	\$ 8,098	\$ 126,334.00	\$ 10,528	\$ 132,651.00	\$ 11,054
01/01/08	12/31/08	FIDUCIARY LIABILITY	2,456.73	205	-	0	-	0
01/22/08	01/22/09	DIRECTORS & OFFICERS LIABILITY	786.69	66	-	0	-	0
06/18/08	06/18/09	LAWYER'S LIABILITY	1,887.60	157	1,155.00	96	1,212.75	101
04/22/08	04/22/09	EXCESS DIRECTORS & OFFICERS	12,083.24	1,007	13,309.00	1,109	13,974.00	1,165
01/01/08	12/31/08	KIDNAP & RANSOM	277.43	23	-	0	-	0
04/13/08	04/13/11	BUSINESS TRAVEL	293.62	8	-	0	-	0
02/01/08	01/31/09	EMPLOYMENT PRACTICES	4,059.31	338	-	0	-	0
01/01/07	12/31/08	CRIME	1,450.00	60	-	0	-	0
07/01/08	09/30/08	AUTO	36,741.48	3,062	40,415.63	3,368	44,457.19	3,705
01/01/08	12/31/08	SURETY MISC BONDS	704.54	59	-	0	-	0
		INFORMATION TECHNOLOGY			3,775.00	315	3,963.75	330
		EXECUTIVE RISK			8,639.00	720	9,502.90	792
		RETRO RETURN	0.00	0	-	0	-	0
		TOTAL PROPERTY	\$ 157,920.61	\$ 13,083	\$ 193,627.63	\$ 16,136	\$ 205,761.59	\$ 17,147
		<u>WORKERS COMPENSATION</u>						
07/01/08	09/30/08	WORKERS COMPENSATION	\$ 178,818.64	\$ 14,902	\$ 187,759.57	\$ 15,647	\$ 201,598.00	\$ 16,800
		RETRO RETURN	0.00	0	-	0	-	0
		TOTAL WORKERS COMPENSATION	\$ 178,818.64	\$ 14,902	\$ 187,759.57	\$ 15,647	\$ 201,598.00	\$ 16,800
		<u>COMPREHENSIVE & GENERAL LIABILITY</u>						
07/01/08	09/30/08	PRIMARY GENERAL LIABILITY	\$ 227,791.00	\$ 18,983	\$ 239,180.55	\$ 19,932	\$ 263,098.61	\$ 21,925
01/01/08	12/31/08	EXCESS LIABILITY >1,000,000	90,438.12	7,537	99,833.00	8,319	112,312.13	9,359
07/01/07	07/01/08	GENERAL LIABILITY - OWENTON CITY BLDG	838.00	70	879.90	73	967.89	81
07/01/08	09/30/08	CONSULTATION FEES	4,831.12	403	4,976.05	415	5,125.34	427
		RETRO RETURN	(74,183.51)	(6,182)	29,240	2,437	29,240	2,437
		TOTAL GENERAL LIABILITY	\$ 249,714.73	\$ 20,811	\$ 374,109.50	\$ 31,176	\$ 410,743.96	\$ 34,228
		Per Memo from R. D. Sievers, the 2000 retros will be zero						
		RETRO-ADJUSTMENTS IN YEAR 2006						
		GENERAL LIABILITY	23,690	2,458				
		WORKERS COMP.						
		PROPERTY ALL RISK			1,654			
		RETRO					27,802	
		LINE 17						

Allocation by Region		2009 Estimated Premium											Total	
Property	WC	WC Taxes	GL/PR	AL	Excess Casualty	Executive Risk	Consultation Fee	D&O	Errors & Omissions	Pollution	Employed Lawyers	Information Technology	Retro	Total
American Water Works Company, Inc.	-	-	1,435	-	4,979	52,023	251	794,044	-	-	-	4,876	91	857,699
American Water Works Service Company, Inc.	54,183	670,845	491,022	125,663	1,616,744	139,902	80,585	215,527	-	1,620	6,930	18,218	86,880	3,521,456
American Water Resources	54,686	1,672	12,108	3,140	42,465	3,675	2,117	5,661	-	3,240	-	631	160	129,620
American Water Enterprises - AWE	415,908	337,008	530,005	177,408	223,419	37,552	14,937	57,851	136,574	87,013	4,620	10,834	115,600	2,161,539
American Water Enterprises - Canada	121,917	-	1,050	17,985	76,255	-	-	-	-	-	-	1,087	-	218,294
Applied Water Management & AWWM	8,639	159,264	228,727	72,082	134,290	-	6,694	-	-	-	-	3,274	15,560	629,780
Long Island Water Corp. - NY	52,202	511,031	414,056	25,582	95,823	8,292	4,776	12,774	-	-	-	6,405	76,360	1,271,470
New Jersey-American Water	1,561,176	2,681,688	2,398,822	215,688	789,645	68,331	39,359	105,267	-	158,934	4,620	42,604	206,660	8,440,355
Pennsylvania-American Water	1,238,083	1,899,951	5,973,922	321,266	740,055	64,039	36,887	98,656	-	-	3,465	55,329	528,520	11,004,828
West Virginia-American Water	264,650	-	1,158,939	122,230	245,773	21,268	12,250	32,764	-	-	1,155	9,786	106,360	1,975,175
Kentucky-American Water	126,334	177,979	239,181	40,416	99,833	8,639	4,976	13,309	-	-	1,155	3,775	29,240	754,619
Maryland-American Water Co.	14,004	7,189	18,604	9,563	7,492	648	373	999	-	-	-	303	3,420	62,595
Tennessee-American Water Co.	26,042	284,383	212,939	40,889	84,549	7,316	4,214	11,271	-	-	-	3,610	38,960	714,173
Virginia-American Water Co.	154,914	64,648	174,200	27,249	60,915	5,271	3,036	8,121	-	-	-	2,537	19,660	520,551
Illinois-American Water	498,579	1,857,267	1,164,885	145,214	359,144	31,078	17,901	47,877	-	-	-	21,870	212,660	4,358,764
Missouri-American Water	870,332	1,701,502	2,405,490	261,482	541,450	46,853	26,988	72,180	-	-	4,620	31,753	288,760	6,339,555
Indiana-American Water	479,950	283,903	672,041	135,724	239,074	20,668	11,916	31,871	-	8,099	1,155	9,685	82,600	1,976,941
Iowa-American Water Co.	153,088	112,423	212,760	14,651	50,829	4,398	2,534	6,776	-	-	-	2,867	17,760	578,086
Michigan-American Water Co.	655	3,344	7,795	1,831	5,009	433	250	668	-	-	-	107	1,260	21,352
Ohio-American Water Co.	104,470	-	230,487	30,839	82,040	7,099	4,089	10,937	-	-	-	2,431	19,280	491,772
Arizona-American Water Co.	178,942	332,702	298,482	112,461	163,419	14,141	8,145	21,785	-	-	1,155	5,923	21,920	1,199,075
Texas American	11,114	16,302	26,114	4,585	8,502	736	424	1,133	-	-	-	362	1,360	70,632
California-American Water Co.	333,902	493,885	713,859	105,329	243,493	21,070	12,137	32,460	-	4,859	4,620	10,294	115,780	2,091,872
Hawaii-American Water Co.	39,688	38,307	53,048	3,031	19,734	1,708	984	2,631	-	-	-	823	6,880	167,034
New Mexico-American Water Co.	20,576	24,191	36,831	14,453	16,390	1,418	817	2,185	-	-	1,155	616	4,260	122,892
Total	6,784,436	11,559,483	17,676,800	2,028,862	5,951,320	566,579	296,640	1,586,745	136,574	263,766	34,650	250,000	2,000,000	49,640,136

2010 Estimated Premium														
Property	IWC	WC Taxes	GL/PR	AL	Excess Casualty	Executive Risk	Consultation Fee	D&O	Errors & Omissions	Pollution	Employed Lawyers	Information Technology	Retro	Total
American Water Works Company, Inc.	-	-	1,579	-	5,601	57,226	258	833,746	-	-	-	5,120	91	903,621
American Water Works Service Company, Inc.	56,892	721,159	540,125	138,229	1,818,837	153,892	83,002	226,303	-	1,792	7,277	19,129	86,880	3,867,511
American Water Resources	57,420	1,797	13,318	3,454	47,774	4,042	2,180	5,945	-	3,564	-	663	160	140,385
American Water Enterprises - AWE	436,703	362,283	583,005	195,149	251,347	41,308	15,385	60,744	150,231	95,715	4,851	11,375	115,600	2,337,146
American Water Enterprises - Canada	126,012	-	1,155	19,784	85,787	-	-	-	-	-	-	1,141	-	235,879
Applied Water Management & AWWM	9,281	171,209	251,600	79,290	151,076	-	6,894	-	-	-	-	3,438	15,560	689,450
Long Island Water Corp. - NY	54,812	549,358	455,461	28,141	107,801	9,121	4,919	13,413	-	-	-	6,725	76,360	1,373,488
New Jersey-American Water	1,639,235	2,775,314	2,638,704	237,257	888,351	75,164	40,540	110,530	-	174,828	4,851	44,735	206,660	9,117,108
Pennsylvania-American Water	1,299,987	2,042,447	6,571,314	353,393	832,562	70,443	37,994	103,589	-	-	3,638	58,096	528,520	11,948,871
West Virginia-American Water	277,883	-	1,274,833	134,453	276,495	23,394	12,618	34,402	-	-	1,213	10,275	106,360	2,151,926
Kentucky-American Water	132,651	191,327	263,099	44,457	112,312	9,503	5,125	13,974	-	-	1,213	3,963	29,240	817,135
Maryland-American Water Co.	14,705	7,728	20,464	10,520	8,429	713	385	1,049	-	-	-	318	3,420	67,731
Tennessee-American Water Co.	27,344	305,712	234,233	44,978	95,118	8,048	4,341	11,835	-	-	-	3,790	38,960	774,359
Virginia-American Water Co.	162,660	69,497	191,620	29,974	68,530	5,788	3,127	8,527	-	-	-	2,664	19,660	562,057
Illinois-American Water	523,508	1,986,562	1,281,373	159,735	404,037	34,186	18,438	50,271	-	-	-	22,963	212,660	4,706,136
Missouri-American Water	913,849	1,829,114	2,646,039	287,600	609,131	51,539	27,798	75,789	-	-	4,851	33,341	288,760	6,860,393
Indiana-American Water	503,948	305,196	739,245	149,297	288,958	22,757	12,274	33,464	-	8,909	1,213	10,170	82,600	2,136,278
Iowa-American Water Co.	160,743	120,855	234,036	16,116	57,182	4,838	2,610	7,115	-	-	-	3,010	17,760	624,265
Michigan-American Water Co.	688	3,595	8,574	2,014	5,635	477	257	701	-	-	-	112	1,260	23,313
Ohio-American Water Co.	109,694	-	253,535	34,033	92,295	7,809	4,212	11,484	-	-	-	2,552	19,280	534,894
Arizona-American Water Co.	167,889	357,655	328,330	123,707	183,646	15,555	8,390	22,874	-	-	1,213	6,220	21,920	1,257,599
Texas American	11,670	17,525	28,725	5,044	809	436	436	1,190	-	-	-	380	1,360	76,703
California-American Water Co.	350,598	530,926	785,245	115,862	273,930	23,177	12,501	34,083	-	5,345	4,851	10,809	115,780	2,263,300
Hawaii-American Water Co.	41,883	41,180	58,353	3,334	22,200	1,878	1,013	2,762	-	-	-	864	6,880	180,347
New Mexico-American Water Co.	21,605	26,005	40,514	15,899	18,439	1,560	841	2,294	-	-	1,213	647	4,260	133,277
Total	7,123,658	12,426,444	19,444,480	2,231,748	6,695,235	623,237	305,539	1,666,082	150,231	290,143	36,383	262,500	2,000,000	53,785,175

Kentucky-American Water Company												
Historical Comparison - Customer Accounting												
CASE NO: 2008-00427												
JDE Account	JDE Sub	JDE Object Description	Line	AWW Account	2005	2006	2007	Period Base Period	Forecast Forecast			
520100	15	M&S CA	18	905100	2,052	1,993	-686	0	0			
570100	15	Uncollectible Accounts	18	904000	477,358	405,811	383,957	471,185	431,442			
570100	16	Uncollectible Accts-MI's	18	904000	0	3,658	-77	30,893	0			
575000	15	Misc Oper CA	18	903100	18,920	10,015	2,104	1,147	0			
575000	1510	Misc Oper CA Mtr Read	18	903100	0	197	0	0	0			
575100	15	Bank Service Charges CA	18	903300	181,355	200,345	205,344	204,410	209,136			
575200	15	Collection Agencies CA	18	903300	18,948	24,217	35,446	22,951	43,275			
575420	15	Forms CA	18	903520	58,746	145,337	176,326	177,373	230,808			
575620	15	Office & Admin Supplies CA	18	905100	18,523	28,150	4,858	5,094	6,430			
575660	15	Postage CA	18	903520	501,207	506,205	529,831	546,659	569,000			
575740	15	Telephone CA	18	903520	100,504	73,389	87,937	94,380	108,694			
575741	15	Cell Phone CA	18	903520	-30	0	0	850	0			
575820	15	Uniforms CA	18	905100	281	216	175	0	0			
					1,377,864	1,399,533	1,425,215	1,554,942	1,598,785			

KENTUCKY-AMERICAN WATER COMPANY
Accumulated provision for Uncollectibles

2001 COMPANY	MONTH	BEGINNING BALANCE	MISC JE				ENDING BALANCE	ACCT	Net charge-offs
			PROVISION	ADJUSTMENT	CHARGE OFFS	RECOVERIES		570100.15	
KY-AM	JANUARY	55,567.00	20,711.71	0.00	26,025.66	5,313.95	55,567.00	20,711.71	
	FEBRUARY	55,567.00	6,863.54	0.00	12,333.29	5,469.75	55,567.00	6,863.54	
	MARCH	55,567.00	3,779.81	0.00	17,131.82	10,239.01	52,454.00	3,779.81	
	APRIL	52,454.00	10,727.87	0.00	17,469.81	6,741.94	52,454.00	10,727.87	
	MAY	52,454.00	22,206.85	0.00	30,408.09	8,201.24	52,454.00	22,206.85	
	JUNE	52,454.00	18,144.47	0.00	20,853.26	9,238.79	58,984.00	18,144.47	
	JULY	58,984.00	15,247.45	0.00	20,256.56	5,009.11	58,984.00	15,247.45	
	AUGUST	58,984.00	23,881.08	0.00	29,735.93	5,854.85	58,984.00	23,881.08	
	SEPTEMBER	58,984.00	31,396.59	0.00	30,263.06	7,590.47	67,708.00	31,396.59	
	OCTOBER	67,708.00	19,498.06	0.00	29,145.49	9,647.43	67,708.00	19,498.06	
	NOVEMBER	67,708.00	18,134.14	0.00	24,309.12	6,174.98	67,708.00	18,134.14	
	DECEMBER	67,708.00	9,896.00	0.00	25,474.05	6,011.83	58,141.78	9,896.00	
					<u>283,406.14</u>	<u>85,493.35</u>		<u>200,487.57</u>	197,912.79

2002 COMPANY	MONTH	BEGINNING BALANCE	MISC JE				ENDING BALANCE	ACCT	Net charge-offs
			PROVISION	ADJUSTMENT	CHARGE OFFS	RECOVERIES		570100.15	
KY-AM	JANUARY	58,141.78	25,690.98	0.00	25,212.28	-478.70	58,141.78	25,690.98	
	FEBRUARY	58,141.78	22,192.84	0.00	28,945.49	6,752.65	58,141.78	22,192.84	
	MARCH	58,141.78	17,807.55	0.00	17,964.95	-130.38	57,854.00	17,807.55	
	APRIL	57,854.00	15,928.12	0.00	23,853.23	7,925.11	57,854.00	15,928.12	
	MAY	57,854.00	22,283.82	0.00	34,976.93	12,693.11	57,854.00	22,283.82	
	JUNE	57,854.00	19,075.93	0.00	24,103.07	7,313.14	60,140.00	19,075.93	
	JULY	60,140.00	9,442.13	0.00	19,439.71	8,813.20	58,955.62	9,442.13	
	AUGUST	58,955.62	14,482.17	0.00	20,281.25	6,983.46	60,140.00	14,482.17	
	SEPTEMBER	60,140.00	36,081.00	0.00	30,713.96	6,349.10	71,856.14	36,081.00	
	OCTOBER	71,856.14	22,608.90	0.00	28,866.42	6,257.52	71,856.14	22,608.90	
	NOVEMBER	71,856.14	33,348.07	0.00	32,965.12	-382.95	71,856.14	33,348.07	
	DECEMBER	71,856.14	18,614.52	0.00	28,525.41	5,023.75	66,969.00	18,614.52	
					<u>315,847.82</u>	<u>67,119.01</u>		<u>257,556.03</u>	248,728.81

2003 COMPANY	MONTH	BEGINNING BALANCE	MISC JE				ENDING BALANCE	ACCT	Net charge-offs
			PROVISION	ADJUSTMENT	CHARGE OFFS	RECOVERIES		570100.15	
KY-AM	JANUARY	66,969.00	15,871.00	0.00	858.88	4,311.51	86,292.63	15,871.00	
	FEBRUARY	86,292.63	17,804.50	0.00	47,791.25	7,316.00	63,621.88	17,804.50	
	MARCH	63,621.88	32,734.40	0.00	18,045.53	-5,198.75	73,112.00	32,734.40	
	APRIL	73,112.00	14,645.67	0.00	22,111.06	8,033.69	73,680.30	14,645.67	
	MAY	73,680.30	19,497.16	0.00	17,213.46	-572.30	75,391.70	19,497.16	
	JUNE	75,391.70	33,681.77	0.00	31,667.37	401.90	77,808.00	33,681.77	
	JULY	77,808.00	28,181.32	0.00	26,046.16	-209.16	79,734.00	28,181.32	
	AUGUST	79,734.00	6,990.63	0.00	27,311.95	24,815.32	84,228.00	6,990.63	
	SEPTEMBER	84,228.00	-36,734.91	0.00	-33,444.76	9,101.15	90,039.00	-36,734.91	
	OCTOBER	90,039.00	4,073.16	0.00	5,425.12	3,577.13	92,264.17	4,073.16	
	NOVEMBER	92,264.17	-10,796.69	0.00	0.00	598.52	82,066.00	-10,796.69	
	DECEMBER	82,066.00	58,548.90	0.00	70,294.19	495.29	70,816.00	58,548.90	
					<u>233,320.21</u>	<u>52,670.30</u>		<u>184,496.91</u>	180,649.91

2004 COMPANY	MONTH	BEGINNING BALANCE	MISC JE				ENDING BALANCE	ACCT	Net charge-offs
			PROVISION	ADJUSTMENT	CHARGE OFFS	RECOVERIES		570100.15	
KY-AM	JANUARY	70,816.00	43,980.44	0.00	31,950.09	2,225.65	85,072.00	44,291.92	
	FEBRUARY	85,072.00	20,176.68	0.00	28,176.02	3,220.34	80,293.00	20,258.10	
	MARCH	80,293.00	12,933.58	0.00	18,766.02	3,759.44	78,220.00	13,011.74	
	APRIL	78,220.00	40,302.42	0.00	33,163.64	1,864.22	87,223.00	40,302.42	
	MAY	87,223.00	25,484.59	0.00	37,564.31	4,454.72	79,598.00	25,712.89	
	JUNE	79,598.00	38,659.82	0.00	31,749.86	3,076.04	89,584.00	38,687.57	
	JULY	89,584.00	69,315.22	0.00	66,391.31	1,421.09	93,929.00	69,393.54	
	AUGUST	93,929.00	29,042.50	0.00	19,064.87	2,034.37	105,941.00	9,384.72	
	SEPTEMBER	105,941.00	62,837.45	0.00	50,159.10	2,968.65	121,588.00	62,837.45	
	OCTOBER	121,588.00	25,917.25	0.00	30,483.65	3,966.40	120,988.00	26,124.49	
	NOVEMBER	120,988.00	34,930.88	0.00	30,373.36	2,819.48	128,365.00	34,930.88	
	DECEMBER	128,365.00	71,775.54	0.00	32,600.25	2,158.71	169,699.00	65,461.94	
					<u>410,442.48</u>	<u>33,969.11</u>		<u>450,397.66</u>	376,473.37

2005		BEGINNING	MISC JE				ENDING	ACCT
COMPANY	MONTH	BALANCE	PROVISION	ADJUSTMENT	CHARGE OFFS	RECOVERIES	BALANCE	570100.15
KY-AM	JANUARY	169,699.00	-20,267.65	0.00	28,153.99	3,971.64	125,249.00	-20,580.39
	FEBRUARY	125,249.00	56,760.57	0.00	56,627.99	5,225.42	130,607.00	56,760.57
	MARCH	130,607.00	48,241.93	0.00	40,883.54	6,281.61	144,247.00	38,599.90
	APRIL	144,247.00	37,483.32	0.00	31,226.35	4,511.03	155,015.00	37,483.32
	MAY	155,015.00	10,112.76	0.00	24,144.69	4,950.93	145,934.00	10,112.76
	JUNE	145,934.00	22,310.79	0.00	27,783.85	3,437.06	143,898.00	22,310.79
	JULY	143,898.00	37,707.36	0.00	43,278.66	3,000.30	141,327.00	37,707.36
	AUGUST	141,327.00	41,780.79	0.00	40,359.51	3,665.72	146,414.00	41,780.79
	SEPTEMBER	146,414.00	48,820.18	0.00	35,898.18	4,397.00	163,733.00	48,820.18
	OCTOBER	163,733.00	95,246.01	0.00	44,454.09	4,889.08	219,414.00	95,246.01
	NOVEMBER	219,414.00	44,307.74	0.00	35,212.89	2,843.96	231,352.81	44,307.74
	DECEMBER	231,352.81	64,808.80	0.00	39,384.93	2,126.83	258,903.51	64,808.80
					<u>447,408.67</u>	<u>49,300.58</u>		<u>477,357.83</u> 398,108.09

2006		BEGINNING	MISC JE				ENDING	ACCT
COMPANY	MONTH	BALANCE	PROVISION	ADJUSTMENT	CHARGE OFFS	RECOVERIES	BALANCE	570100.15
KY-AM	JANUARY	258,903.51	-7,630.69	0.00	43,130.58	9,884.88	218,027.12	-7,567.17
	FEBRUARY	218,027.12	32,924.01	0.00	46,063.70	6,480.58	211,368.01	33,433.15
	MARCH	211,368.01	13,721.25	0.00	33,007.28	4,684.34	196,766.32	13,861.59
	APRIL	196,766.32	23,256.63	0.00	33,394.66	2,937.00	189,565.29	23,397.08
	MAY	189,565.29	5,218.68	0.00	24,080.43	7,393.91	178,097.45	17,468.38
	JUNE	178,097.45	36,679.76	0.00	43,148.54	5,284.58	176,913.25	36,877.80
	JULY	176,913.25	54,037.59	0.00	39,172.12	4,147.64	195,926.36	54,037.59
	AUGUST	195,926.36	20,359.50	0.00	27,924.91	4,260.78	192,621.73	20,359.49
	SEPTEMBER	192,621.73	-3,585.41	0.00	1,032.12	6,186.90	194,191.10	23,454.59
	OCTOBER	194,191.10	59,306.11	0.00	75,198.58	3,951.71	182,250.34	32,265.11
	NOVEMBER	182,250.34	134,914.43	0.00	35,677.33	3,463.84	284,951.28	134,914.43
	DECEMBER	284,951.28	17,309.22	0.00	43,624.01	2,460.47	261,096.96	23,309.22
					<u>445,454.26</u>	<u>61,136.63</u>		<u>405,811.26</u> 384,317.63

2007		BEGINNING	MISC JE				ENDING	ACCT
COMPANY	MONTH	BALANCE	PROVISION	ADJUSTMENT	CHARGE OFFS	RECOVERIES	BALANCE	570100.15
KY-AM	JANUARY	261,096.96	3,846.77	0.00	26,111.43	3,496.80	242,329.10	3,910.50
	FEBRUARY	242,329.10	52,691.64	0.00	39,273.15	6,029.25	261,776.84	51,146.55
	MARCH	261,776.84	35,950.50	0.00	29,736.12	3,576.50	271,567.72	35,944.99
	APRIL	271,567.72	16,230.99	0.00	55,889.42	3,025.41	234,934.70	15,695.77
	MAY	234,934.70	51,702.39	0.00	41,470.60	5,117.21	250,283.70	52,030.74
	JUNE	250,283.70	143,137.13	0.00	63,008.90	3,463.77	333,875.70	143,128.33
	JULY	333,875.70	30,205.07	0.00	38,061.92	5,127.85	331,146.70	29,872.48
	AUGUST	331,146.70	-25,887.38	0.00	28,272.42	8,764.80	285,751.70	-28,430.73
	SEPTEMBER	285,751.70	19,078.99	0.00	50,378.50	6,339.93	260,792.12	19,015.96
	OCTOBER	260,792.12	44,705.53	0.00	40,193.87	4,163.31	269,467.09	44,695.80
	NOVEMBER	269,467.09	19,108.14	0.00	33,047.21	5,438.52	260,966.54	19,679.61
	DECEMBER	260,966.54	-2,728.13	0.00	37,771.30	2,842.09	223,309.20	-2,732.67
					<u>483,214.84</u>	<u>57,385.44</u>		<u>383,957.33</u> 425,829.40

Year to Date July 2008		BEGINNING	MISC JE				ENDING	ACCT
COMPANY	MONTH	BALANCE	PROVISION	ADJUSTMENT	CHARGE OFFS	RECOVERIES	BALANCE	570100.15
KY-AM	JANUARY	223,309.20	-16,245.09	0.00	36,584.65	6,736.10	177,215.56	-37,107.18
	FEBRUARY	177,215.56	-7,841.56	0.00	26,557.12	10,546.96	153,363.84	-8,241.24
	MARCH	153,363.84	-15,929.18	0.00	25,162.78	6,068.03	118,339.91	-15,933.46
	APRIL	118,339.91	55,035.30	0.00	30,510.85	4,348.24	147,212.60	55,033.73
	MAY	147,212.60	94,599.45	0.00	38,039.44	5,797.07	209,569.68	94,081.93
	JUNE	209,569.68	70,641.48	0.00	37,969.73	4,660.57	246,902.00	70,613.60
	JULY	246,902.00	15,058.20	0.00	34,761.42	7,645.43	234,844.21	14,142.63
	AUGUST	234,844.21	0.00	0.00	0.00	0.00	234,844.21	0.00
	SEPTEMBER	234,844.21	0.00	0.00	0.00	0.00	234,844.21	0.00
	OCTOBER	234,844.21	0.00	0.00	0.00	0.00	234,844.21	0.00
	NOVEMBER	234,844.21	0.00	0.00	0.00	0.00	234,844.21	0.00
	DECEMBER	234,844.21	0.00	0.00	0.00	0.00	234,844.21	0.00
					<u>229,585.99</u>	<u>45,802.40</u>		<u>172,590.01</u> 183,783.59

August thru Dec 2007	189,663.30	27,548.65	
January thru July 2008	229,585.99	45,802.40	
Aug 07 thru July 08	419,249.29	73,351.05	345,898.24

Kentucky-American Water Company
Forecasted Uncollectibles Expense
CASE NO: 2008-00427

Hitorical Information

	Billed Revenues Lexington	Net charge-offs	Uncollectible Percentage	3 year avg
2005	47,982,801	398,108	0.83%	
2006	48,668,813	384,318	0.79%	
2007	50,164,648	425,829	0.85%	
12 mo end 7/08	53,335,841	345,898	0.65%	0.7633%

Forecasted Information June 2009 - May 2010 at present rates

total revenues	56,860,712	434,037		
----------------	------------	---------	--	--

Kentucky-American Water Company										
Historical Comparison - Rent Expense										
CASE NO: 2008-00427										
JDE Account	JDE Sub	JDE Object Description	Line	AWW Account	2005	2006	2007	Base Period	Forecast	
RT012USR										
SRKYL19HI										
541000	14	Rents-Real Prop Oper TD	19	666000	3,432	2,426	3,496	4,744	3,825	
541000	16	Rents-Real Prop AG	19	931000	1,374	0	-538	0	0	
541400	13	Rents-Equipment Oper WT	19		1,243	0	0	0	0	
541400	14	Rents-Equipment Oper TD	19	Tri Village	24,436	20,300	0	916	0	
541400	16	Rents-Equipment AG	19	931000	30,083	29,512	27,494	29,309	30,375	
					60,568	52,238	30,452	34,969	34,200	

Kentucky-American Water Company Forecasted General Office Expense Data Base CASE NO: 2005-00427														Total Forecast		
Object/Sub	BU	JDE Object Description	Awv Acct	June 2009 F1	July 2009 F2	August 2009 F3	September 2009 F4	October 2009 F5	November 2009 F6	December 2009 F7	January 2010 F8	February 2010 F9	March 2010 F10	April 2010 F11	May 2010 F12	
Boonesboro Sewer																
520100.16	120105	M & S Oper-Alloc from Lexington	921200		1		1		1					1	1	7
575620.16	120105	Office & Admi-allocate from Lexington	921200	1	1	1	1	1	1	1	1	1	1	1	1	12
575741.16	120105	Cell Phone AG-allocate from Lexington	921200	1	1	1	1	1	1	1	1	1	1	1	1	5
575350.16	120105	Meals Deduct- allocate from Lexington	921100	1	1	1	1	1	1	1	1	1	1	1	1	5
575351.16	120105	Meals Non Ded-allocated from Lexington	930260													3
575342.16	120115	Empl Exp Cont-allocate from Lexington	921100													1
575350.16	120115	Meals Deduct-allocate from Lexington	921100													1
575350.16	120115	Meals Deduct-allocate from Lexington	921200								1					3
575320.16	120118	Empl Exp AG-allocate from Lexington	921100											3		4
575342.16	120118	Empl Exp Cont-allocate from Lexington	921100													3
575350.16	120118	Meals Deduct-allocate from Lexington	921100													1
575351.16	120118	Meals Non Ded-allocate from Lexington	921100	1	1	1	1	1	1	1	1	1	1	1	1	2
575280.16	120119	Dues/Memberships-allocate from Lexington	921130	1	1	1	1	1	1	1	1	1	1	1	1	1
575342.16	120119	Empl Exp Cont-allocate from Lexington	921100													1
575350.16	120119	Meals Deduct-allocate from Lexington	921100								1	1	1	1	1	1
575351.16	120121	Dues/Memberships-allocate from Lexington	921130				2				2	3	3	2	2	14
575280.16	120121	Meals Deduct-allocate from Lexington	921100	1	1	1	1	1	1	1	1	1	1	1	1	4
575340.16	120121	Empl Exp AG-allocate from Lexington	921100													1
575350.16	120121	Meals Deduct-allocate from Lexington	921100													1
575340.16	120122	Empl Exp AG-allocate from Lexington	921100													1
575342.16	120122	Empl Exp Cont-allocate to OS/BS	921100											2		2
575350.16	120122	Meals Deduct-allocate from Lexington	921100	1	1	1	1	1	1	1	1	1	1	1	1	2
575351.16	120122	Meals Non Ded-allocate from Lexington	930260	1	1	1	1	1	1	1	1	1	1	1	1	2
575741.16	120122	Cell Phone AG-allocate from Lexington	921200											1		1
Bluegrass Station O&M																
520100.16	120105	M & S Oper-Alloc from Lexington	921200	1	1	1	1	1	1	1	1	1	1	1	1	6
575620.16	120105	Office & Admi-allocate from Lexington	921200	1	1	1	1	1	1	1	1	1	1	1	1	10
575741.16	120105	Cell Phone AG-allocate from Lexington	921200	1	1	1	1	1	1	1	1	1	1	1	1	5
575350.16	120105	Meals Deduct- allocate from Lexington	921100													4
575351.16	120105	Meals Non Ded-allocated from Lexington	930260													3
															588	

Kentucky-American Water Company												
Historical Comparison - General Office												
CASE NO: 2008-00427												
RT012USR												
SRKYL20HIS												
JDE Account	JDE Sub	JDE Object Description	Line	AWW Account	Actual 2005	Actual 2006	Actual 2007	Base Period	Base Period	Forecast Period	Forecast	
520100	16	M & S Oper AG	P20	921220	46,920	36,291	44,520	47,718	48,404			
575002	16	Misc General Office	P20	921220	14,364	1,634	5,771	2,971	2,131			
575100	16	Bank Service Charges AG	P20	B6758	0	0	536	0	0			
575260	16	Credit Line Fees	P20	921220	0	227	595	260	610			
575261	AW46	Credit Line Fees AW46	P20	921220	0	0	100,626	44,742	87,204			
575261	16	Credit Line Fees In	P20	921220	23,881	22,597	0	0	0			
575280	16	Dues/Membership Deduct	P20	921130	22,918	22,701	14,951	19,288	25,416			
575320	16	Electricity AG	P20	921200	40,152	44,634	45,347	40,106	40,154			
575340	16	Empl Exp AG-P/R JE	P20	921100	0	25	54	0	0			
575340	16	Employee Expenses AG	P20	921100	48,228	40,659	33,498	64,389	74,240			
575342	16	Empl Exp Conf/Registration	P20	921100	5,180	3,288	10,917	14,766	26,810			
575350	16	Meals Deduct	P20	921200	18,987	20,115	18,006	22,137	28,141			
575351	16	Meals Non Deduct	P20	930260	17,316	16,499	19,210	20,024	25,734			
575420	16	Forms AG	P20	921200	3,161	328	1,241	922	915			
575480	16	Heat - Oil/Gas AG	P20	921250	16,196	15,887	10,891	20,182	16,466			
575500	16	Janitorial AG	P20	921200	29,834	38,103	37,684	33,180	45,600			
575620	16	Office & Admin Supplies AG	P20	921200	18,937	20,923	22,093	22,065	30,921			
575660	16	Postage AG	P20	921200	25,958	9,839	3,116	6,767	610			
575670	16	Relocation Expenses	P20	921100	4,758	0	0	54,842	0			
575740	16	Telephone AG	P20	921210	12,370	22,978	29,388	16,286	32,669			
575741	16	Cell Phone AG	P20	921210	50,714	71,282	71,351	73,758	86,151			
575780	16	Trash Removal AG	P20	921200	25	-89	0	2,122	4,080			
575830	16	Wtr & Waste Wtr Exp AG	P20	921200	927	537	651	1,184	0			
575880	16	Misc Charges - P13880	P20	930210	39,556	0	0	0	0			
575881	16	Misc Chrgs - STEP W/O P1388	P20	930210	473,256	80,645	0	0	0			
				Total	913,638	469,103	470,446	507,709	576,256			

Kentucky-American Water Company												
Historical Comparison - Miscellaneous Exp												
CASE NO: 2008-00427												
JDE Account	JDE Sub	JDE Object Description	Line	AWW Account	Actual 2005	Actual 2006	Actual 2007	Base Period	Forecast	Base Period	Forecast	Forecast
504500	16	Other Welf Oper AG	P21	B6048	2,045	23,792	11,655	32,152	26,540			
504610	16	Employee Awards AG	P21	B6048	3,107	9,384	14,838	22,420	16,354			
504620	16	Employee Physical Exam AG	P21	B6048	8,832	5,430	6,704	7,923	6,262			
504640	16	Safety Incentive	P21	B6048	0	0	0	4,016	5,997			
504660	16	Tuition Aid AG	P21	B6048	27,469	18,151	18,284	31,618	26,241			
504670	16	Training AG	P21	B6048	5,875	7,262	8,309	11,137	23,884			
507100	16	401k Oper AG	P21	B6048	77,950	44,786	86,196	98,663	117,585			
508100	16	EIP Oper AG	P21	B6048	28,870	-14,241	0	0	0			
508101	16	DCP Oper AG	P21	B6048	0	47,771	66,681	58,412	126,886			
508102	16	Retiree Med Oper AG	P21	B6048	0	3,690	8,283	3,646	10,264			
520100	12	M & S Oper P	P21	B6201	4,271	-4,311	2,025	3,479	3,060			
520100	13	M & S Oper WT	P21	B6203	26,377	20,055	20,846	29,899	20,370			
520100	14	M & S Oper TD	P21	B6205	67,833	107,353	105,628	116,591	124,088			
531000	14	Contract Svc-Eng Oper TD	P21	B6315	92	-142	0	0	0			
532000	16	Contr Svc-Acctg Oper AG	P21	B6328	46,154	66,367	101,038	72,288	75,402			
533000	13	Contr Svc-Legal Oper WT	P21	B6333	0	232	0	0	0			
533000	16	Contr Svc-Legal Oper AG	P21	B6338	-18,392	49,871	65,589	107,099	78,129			
535000	11	Contr Svc-Other Oper SS	P21	B6351	4,608	182	0	0	0			
535000	13	Contr Svc-Other Oper WT	P21	B6353	104,118	110,673	129,705	177,461	308,900			
535000	14	Contr Svc-Other Oper TD	P21	B6355	49,907	55,486	78,624	79,491	74,410			
535000	15	Contr Svc-Other Oper CA	P21	B6357	43,018	193,853	148,583	128,363	166,323			
535001	16	Contr Svc-Other Oper AG	P21	B6358	176,077	251,337	168,440	167,363	169,674			
535001	14	Contr Svc-Temp Empl Oper TD	P21	B6355	44,199	30,546	17,431	23,625	0			
535001	15	Contr Svc-Temp Empl Oper CA	P21	B6357	23,816	-1,015	0	0	0			
535001	16	Contr Svc-Temp Empl Oper AG	P21	B6358	12,977	-626	0	1,256	0			
536000	13	Contr Svc-Lab Testing Oper W	P21	B6353	3,011	3,417	14,127	16,658	304			
536000	16	Contr Svc-Lab Testing Oper A	P21	B6358	0	720	0	0	0			
550000	1	Trans - Cap Credits	P21	B6501	0	0	0	-63,807	0			
550000	11	Trans Oper SS	P21	B6501	0	20	0	0	0			
550000	12	Trans Oper P	P21	B6501	227	-188	57	0	0			
550000	13	Trans Oper WT	P21	B6503	0	85	0	0	0			
550000	14	Trans Oper TD	P21	B6505	3,159	6,113	14,737	4,313	0			
550000	15	Trans Oper CA	P21	B6507	325	486	0	0	0			
550000	16	Trans Oper AG	P21	B6508	-1,182	-37,034	-23,377	110,649	680,641			
550001	16	Trans Oper AG Lease Cost	P21	B6508	69,506	120,996	29,562	46,190	0			
550002	16	Trans Oper AG Lease Fuel	P21	B6508	202,500	260,992	292,466	316,866	0			
550003	16	Trans Oper AG Lease Maint	P21	B6508	244,741	145,669	235,876	185,353	0			
568010	16	Ins Vehicle Oper AG	P21	B6568	0	0	0	22,129	41,849			
568010	16	Water Res. Conservation	P21	B6758	152,277	150,838	153,348	111,536	159,668			
575000	11	Misc Oper SS	P21	B6751	350	2,960	731	418	3,060			
575000	12	Misc Oper P	P21	B6751	872	555	143	0	0			
575000	13	Misc Oper WT	P21	B6753	47,488	54,811	59,030	52,347	56,740			
575000	14	Misc Oper TD	P21	B6755	174,130	77,748	83,317	95,831	108,740			
575000	1420	Misc Oper TD Meters	P21	B6755	216	0	0	0	0			
575000	16	Misc Oper AG	P21	B6758	749,871	314,668	63,842	114,399	116,268			
575001	16	Misc Oper Exp AG Consol	P21	B6758	-22	-9	71	0	0			
575030	16	Advertising	P21	B6608	26,629	26,797	22,108	18,281	22,468			
575120	16	Bill Inserts AG	P21	B6758	0	2,980	166	0	0			
575130	16	Brochures and Handouts	P21	B6758	0	5,773	22,584	26,236	34,429			
575220	16	Community Relations	P21	B6758	0	62	26,075	47,540	47,586			
575240	16	Co Dues/Membership Deduct	P21	B6758	14,195	16,240	18,642	12,778	22,037			
575242	16	Co Dues Deduct AWWA	P21	B6758	143	0	7,693	13,092	9,507			
575244	16	Co Dues Deduct NAWC	P21	B6758	21,469	24,761	23,466	26,330	28,155			
575250	16	Condemnation Costs	P21	B6758	1,000,582	-63,153	-962	0	0			
575270	16	Directors Fees	P21	B6758	19,400	18,322	16,500	16,000	17,892			
575271	16	Directors Expenses	P21	B6758	0	216	0	0	0			
575275	16	Discounts Available	P21	B6758	-14,453	-12,647	-16,619	-7,623	-12,000			
575276	16	Discounts Lost	P21	B6758	2,054	747	0	167	2,004			

Kentucky-American Water Company Historical Comparison - Miscellaneous Exp CASE NO: 2008-00427												
JDE Account	JDE Sub	JDE Object Description	Line	AWW Account	Actual 2005	Actual 2006	Actual 2007	Base Period	Forecast Period			
575320	13	Electricity WT	P21	B6753	6,958	5,664	7,306	8,238	10,298			
575320	14	Electricity TD	P21	B6755	11,439	32,269	15,759	16,820	12,860			
575400	16	Bus Services Proj Exp	P21	B6758	1,111,275	-15,828	0	0	0			
575480	13	Heat - Oil/Gas WT	P21	B6753	105	-355	0	0	0			
575480	14	Heat - Oil/Gas TD	P21	B6755	21,678	28,906	20,236	33,578	53,155			
575490	16	Injuries and Damages	P21	B6758	1,672	1,314	-514	6,907	11,928			
575500	13	Janitorial WT	P21	B6753	15,216	12,925	19,730	21,343	34,515			
575500	14	Janitorial TD	P21	B6755	8,727	9,074	9,567	11,738	47,415			
575545	13	Lab Supplies WT	P21	B6753	76,793	88,526	81,651	74,827	93,033			
575560	16	Lobbying Expenses	P21	B6758	0	0	271	0	0			
575620	13	Office & Admin Supplies WT	P21	B6753	6,967	8,763	7,678	8,686	9,072			
575620	14	Office & Admin Supplies TD	P21	B6755	7,253	19,438	30,544	20,315	20,650			
575625	13	Overnight Shipping WT	P21	B6753	0	0	313	1,400	2,430			
575625	16	Overnight Shipping AG	P21	B6758	9,748	10,881	11,969	16,165	17,433			
575640	16	Penalties Nondeduct	P21	B6758	50	217,010	-175,775	0	0			
575680	16	Research & Development Exp	P21	B6758	-7,731	-970	0	0	0			
575710	16	Security Service AG	P21	B6758	0	2,669	0	0	0			
575711	16	Add'l Security Costs AG	P21	B6758	144,399	133,484	140,809	125,667	144,000			
575715	16	Software Licenses & Support	P21	B6758	27,924	25,915	40,744	32,205	33,000			
575740	11	Telephone SS	P21	B6751	165	-211	0	0	0			
575740	13	Telephone WT	P21	B6753	56	-172	150	0	0			
575740	14	Telephone TD	P21	B6755	147	258	1,432	40	0			
575741	13	Cell Phone WT	P21	B6753	5,916	5,517	4,954	5,227	5,171			
575741	14	Cell Phone TD	P21	B6755	5,915	18,144	9,153	12,568	0			
575780	11	Trash Removal SS	P21	B6751	5,297	8,596	7,397	10,140	10,288			
575780	14	Trash Removal TD	P21	B6755	3,034	4,764	4,974	6,459	7,009			
575790	16	Trustee Fees AG	P21	B6758	4,375	3,233	0	3,233	0			
575820	13	Uniforms WT	P21	B6753	4,584	9,257	7,071	6,227	8,355			
575820	14	Uniforms TD	P21	B6755	22,885	31,235	17,631	18,295	17,950			
575980	11	Wtr & Waste Wtr Exp SS	P21	B6751	46,700	21,259	26,437	27,460	28,175			
631000	16	PCard Undistributed	P21	B6751	17,518	0	330	3,100	2,400			
631000	24	Contr Svc-Eng Maint TD	P21	B6316	0	15,921	0	0	0			
631000	24	00012 Kentucky-American Water Co.	P21	B6316	7,812,756	2,846,317	2,392,259	2,813,223	3,288,854			

Kentucky-American Water Company Forecasted Maintenance Expense Data Base CASE NO: 2008-00427															
Object Sub	JDE Object Description	AWW Acct	June 2009	July 2009	August 2009	September 2009	October 2009	November 2009	December 2009	January 2010	February 2010	March 2010	April 2010	May 2010	Total Forecast
			F1	F2	F3	F4	F5	F6	F7	F8	F9	F10	F11	F12	
RT012USR															
SRKYLINE25															
620000.21	Mat and Sup Maint SS	617100	7,700	17,200	7,700	7,700	7,700	7,700	13,700	8,470	8,470	8,470	56,170	18,470	169,450
620000.23	Mat and Sup Maint WT	651100	35,000	40,000	5,000	5,000	9,000	5,000	5,000	5,500	5,500	5,500	14,300	5,500	140,300
620000.24	Mat and Sup Maint TD	678100	17,025	17,025	17,025	17,025	17,025	17,025	17,025	17,026	17,026	17,026	17,626	17,626	207,305
620000.26	Mat and Sup Maint AG	932100	3,333	3,333	3,333	3,333	3,333	3,333	3,333	3,433	3,433	3,433	3,433	3,433	40,496
620000.26	Mat and Sup Maint AG-allocate to OS/BS	932100	(20)	(20)	(20)	(20)	(20)	(20)	(20)	(20)	(20)	(20)	(21)	(21)	(243)
635000.26	Contr. Svc-Other Maint AG	932700	765	390	1,624	372	933	425	1,314	4,300	2,567	5,804	310	3,662	22,466
675000.23	Misc Maint WT	652100	7,100	7,100	7,100	7,100	7,100	7,100	7,100	7,133	7,133	7,133	7,133	7,133	85,365
675000.24	Misc Maint TD	678100	2,750	2,750	2,750	2,750	2,750	2,750	2,750	2,832	2,832	2,832	2,832	2,832	33,410
675000.26	Misc Maint AG	932100	6,475	6,475	6,475	6,475	6,475	6,475	6,475	6,475	6,475	6,475	6,475	6,475	78,525
675050.23	Amort Def Maint WT	651120	11,867	11,867	11,453	11,453	11,453	11,453	11,453	11,453	11,453	11,453	11,453	11,453	140,482
675050.24	Amort Def Maint TD	672120	16,736	16,736	16,736	16,736	18,958	18,958	18,958	18,958	18,958	18,958	22,292	22,292	225,277
675110.26	Maint Exp ARO/Net Neg Sal AG	403000	125,602	126,023	126,445	126,971	127,400	127,882	129,592	130,032	130,472	130,911	131,351	131,791	1,544,472
675110.26	Maint Exp ARO/Net Neg Sal AG	403000	(125,602)	(126,023)	(126,445)	(126,971)	(127,400)	(127,882)	(129,592)	(130,032)	(130,472)	(130,911)	(131,351)	(131,791)	(1,544,472)
675650.24	Paving/Backfill TD	678100	24,500	30,000	21,000	25,000	21,500	21,000	11,000	15,450	15,450	21,125	21,630	21,630	249,285
			245,553	265,589	213,340	216,614	218,104	213,578	212,177	218,203	216,062	225,413	277,364	234,656	1,392,118
Owenton Sewer															
620000.26	Mat and Sup Maint AG-allocate from Lex	932100	17	17	17	18	18	18	18	18	18	18	18	18	213
Boonesboro Sewer															
620000.26	Mat and Sup Maint AG-allocate from Lex	932100	3	3	3	2	2	2	2	2	2	3	3	3	30

Kentucky-American Water Company												
Historical Comparison - Maintenance Exp												
CASE NO: 2008-00427												
JDE Account	JDE Sub	JDE Object Description	Line	AWW Account	2005	2006	2007	Period Base Period	Period Forecast			
620000	21	Mat and Sup Maint SS	P25	B6202	187,051	67,696	93,224	108,608	169,450			
620000	22	Mat and Sup Maint P	P25	B6202	0	417	0	0	0			
620000	23	Mat and Sup Maint WT	P25	B6204	97,356	60,909	76,212	94,642	140,300			
620000	24	Mat and Sup Maint TD	P25	B6206	165,416	216,906	210,789	212,253	207,305			
620000	26	Mat and Sup Maint AG	P25	B6208	38,978	22,556	17,342	32,368	40,253			
635000	24	Contr Svc-Other Maint TD	P25	B6356	2,609	0	342	0	0			
635000	26	Contr Svc-Other Maint AG	P25	B6358	13,753	21,876	19,156	29,582	22,466			
675000	23	Misc Maint WT	P25	B6754	54,167	60,023	71,819	74,371	85,365			
675000	2315	Misc Maint WT Equip	P25	B6754	0	0	0	25,085	0			
675000	24	Misc Maint TD	P25	B6756	16,733	36,289	32,601	51,866	33,410			
675000	2415	Misc Maint TD Dist Res	P25	B6756	0	5,141	-291	0	0			
675000	2440	Misc Maint TD Hydrants	P25	B6756	0	239	22	0	0			
675000	26	Misc Maint AG	P25	B6758	77,689	78,408	77,597	121,453	78,525			
675050	21	Amort Def Maint SS	P25	B6752	427	-1,449	0	0	0			
675050	2120	Amort Def Maint SS Intakes	P25	B6752	16,961	6,624	4,350	0	0			
675050	23	Amort Def Maint WT	P25	B6754	164,970	144,676	160,496	157,073	140,482			
675050	24	Amort Def Maint TD	P25	B6756	202,784	152,376	125,477	118,677	225,277			
675110	26	Maint Exp ARO/Net Neg Sal AG	P25	B403	1,127,580	1,226,519	1,220,821	1,181,157	0			
675650	24	Paving/Backfill TD	P25	B6756	243,808	175,388	94,616	137,638	249,285			
					2,410,282	2,274,594	2,204,573	2,344,773	1,392,118			

Kentucky-American Water Company														
Forecasted Maintenance Expenses														
CASE NO: 2008-00427														
Amortization of Deferred Maintenance														
Bus. Unit	Object	Sub.	F1	F2	F3	F4	F5	F6	F7	F8	F9	F10	F11	F12
Forecasted Amounts														
120250	675050	23	11,453	11,453	11,453	11,453	11,453	11,453	11,453	11,453	11,453	11,453	11,453	13,675
120250	675050	24	3,270	3,270	3,270	3,270	5,492	5,492	5,492	5,492	5,492	5,492	5,492	5,492
120251	675050	23	415	415	0	0	0	0	0	0	0	0	0	0
120206	675050	24	13,466	13,466	13,466	13,466	13,466	13,466	13,466	13,466	13,466	13,466	16,799	16,799
	Total	365,759	28,603	28,603	28,189	28,189	30,411	30,411	30,411	30,411	30,411	30,411	33,744	35,966

KENTUCKY-AMERICAN WATER COMPANY
Case No. 2008-00427
Forecasted Test Period Ending May 31, 2010

**TABLE OF CONTENTS - WORKPAPERS FOR DEPRECIATION
& AMORTIZATION**

<u>Description</u>	<u>Reference</u>
Depreciation and Amortization	W/P – 4-1

KENTUCKY-AMERICAN WATER COMPANY
ACCUM. DEPRECIATION RES. BY PRIMARY ACCOUNT
DEPRECIATION EXPENSE
CALCULATED AT CELL LOCATION BM222

	Depr August-2008	Depr Sept-08-Jan-2009	Depr Feb-Mar-2009	Month of April-2009	Month of May-2009	Month of June-2009	Month of July-2009	Month of August-2009	Month of September-2009	Month of October-2009
301000 ORGANIZATION	0	0	0	0	0	0	0	0	0	0
302000 FRANCHISE/CONSENTS	0	0	0	0	0	0	0	0	0	0
339100 OTH P/E INTANGIBLES	139	697	279	139	139	139	139	139	139	139
339600 OTHER P/E COMPREHENSIVE STUDIES	2,745	37,390	15,041	7,767	7,825	7,920	8,032	8,104	8,379	8,955
303200 LAND AND LAND RIGHTS SS	0	0	0	0	0	0	0	0	0	0
304100 STRUCTURES & IMPROVEMENTS SS	6,654	33,293	13,317	6,659	6,659	6,659	6,659	6,659	6,659	6,659
305000 COLL & IMPOUNDING RESERV	1,266	6,328	2,531	1,266	1,266	1,266	1,266	1,266	1,266	1,266
306000 LAKE, RIVER, & OTHER INTAKES	1,025	5,125	2,050	1,025	1,025	1,025	1,025	1,025	1,025	1,025
307000 WELLS & SPRINGS	0	0	0	0	0	0	0	0	0	0
309000 SUPPLY MAINS	7,794	38,970	15,588	7,794	7,794	7,794	7,794	7,794	7,794	7,794
303300 PUMPING LAND & LAND RIGHTS	0	0	0	0	0	0	0	0	0	0
304200 PUMPING STRUCTURES & IMPROVEMENTS	8,856	44,277	17,711	8,855	8,855	8,855	8,855	8,855	8,855	8,855
310000 POWER GENERATION EQUIPMENT	2,084	10,425	4,170	2,085	2,085	2,085	2,085	2,085	2,085	2,085
310100 OTHER POWER PROD EQPT	0	0	0	0	0	0	0	0	0	0
311200 DIESEL PUMPING EQUIPMENT	35,061	159,341	63,736	31,868	31,868	31,868	31,868	31,868	31,868	31,868
311300 PUMP EQUIPMENT HYDRAULIC	1,491	7,456	2,982	1,491	1,491	1,491	1,491	1,491	1,491	1,491
311400 OTHER PUMPING EQUIPMENT	16	81	32	16	16	16	16	16	16	16
311500 OTHER PUMPING EQUIPMENT	1,557	7,783	3,113	1,557	1,557	1,557	1,557	1,557	1,557	1,557
311520 PUMPING EQUIPMENT SS	51	513	205	103	103	103	103	103	103	103
311540 PUMPING EQUIPMENT TD	0	1	0	0	0	0	0	0	0	0
304300 WT STRUCTURES & IMP	15,379	69,404	27,762	13,881	13,881	13,881	13,881	13,881	13,881	13,881
320100 WATER TREATMENT EQUIPMENT	55,869	287,063	114,825	57,413	57,413	57,413	57,413	57,413	57,413	57,430
320200 WATER TREATMENT - GAC	0	0	0	0	0	0	0	0	0	0
303500 LAND AND LAND RIGHT TD	0	0	0	0	0	0	0	0	0	0
304400 T & D STRUCTURES & IMP	3,008	15,041	6,016	3,008	3,008	3,008	3,008	3,008	3,008	3,008
330000 DIST RES & STANDPIPES	3,076	15,392	6,157	3,078	3,078	3,078	3,078	3,078	3,078	3,078
330100 Elevated Tanks & Standpipes	20,675	104,205	41,682	20,841	20,841	20,841	20,841	20,841	20,841	20,841
330200 GROUND LEVEL FACILITIES	0	0	0	0	0	0	0	0	0	0
331001 T & D MAINS	103,292	1,191,401	478,959	239,935	240,395	245,107	248,459	248,833	249,540	250,506
333000 SERVICES	245	521,751	209,737	105,065	105,232	105,623	106,252	106,639	107,928	107,928
334100 METERS	3,826	1,225	490	245	245	245	245	245	245	245
334110 METERS - BRONZE CASE	3,452	40,990	16,643	3,381	3,381	3,381	3,381	3,381	3,381	3,381
334130 METERS - OTHER	18,418	17,095	6,799	3,377	3,377	3,377	3,377	3,377	3,377	3,377
334200 METER INSTALLATIONS	38,014	103,884	42,853	21,738	21,863	22,296	22,827	23,018	23,477	23,968
335000 HYDRANTS	16,559	191,876	76,915	38,489	38,510	38,561	38,633	38,654	38,712	38,770
304500 OFFICE STRUCTURES-AG	549	84,117	33,748	16,896	16,905	16,953	17,039	17,060	17,098	17,189
304600 OFFICE STRUCTURES	6,906	3,083	1,233	6,919	6,919	6,919	6,919	6,919	6,919	6,919
304700 STORES, SHOP & GAR STRUCT	1,978	9,891	3,956	1,978	1,978	1,978	1,978	1,978	1,978	1,978
304800 MISC STRUCTURES	8,827	34,130	13,652	6,826	6,826	6,826	6,826	6,826	6,826	6,826
340100 OFFICE FURNITURE	4,585	71,947	31,048	16,054	16,571	17,070	17,599	17,942	18,129	18,129
340210 MAINFRAME COMP & PERIPH EQPT	467	2,141	857	428	428	428	428	428	396	179
340220 PERSONAL COMP & PERIPH EQPT	6,653	34,274	13,663	6,835	6,767	6,881	6,846	6,945	6,944	6,939
340230 COMPUTERS & PERPH OTHER	3,066	15,332	6,133	3,066	3,066	3,066	3,066	3,066	3,066	3,066
340300 MAINFRAME SOFTWARE	26,055	130,344	52,138	26,069	26,069	26,069	26,069	26,069	26,069	26,069
340320 PERSONAL COMP SOFTWARE	0	0	0	0	0	0	0	0	0	0
340330 OTHER SOFTWARE	9,553	47,764	19,106	9,553	9,553	9,553	9,553	9,553	9,553	9,553
340400 OTHER OFFICE EQUIPMENT	629	3,146	1,258	629	629	629	629	629	629	629
341100 TRANS EQUIP - LIGHT TRUCKS	11,292	54,864	21,976	10,988	10,988	10,994	11,033	10,921	11,099	11,099
341200 TRANS EQUIP - HEAVY TRUCKS	5,811	29,769	11,907	5,954	5,954	5,954	5,954	5,954	5,757	5,757
341300 TRANS EQUIP - CARS	2,592	15,229	6,092	3,046	3,046	3,046	3,046	3,046	3,046	3,046
341400 OTHER TRANS EQUIP	1,203	8,680	3,472	1,736	1,736	1,736	1,736	1,736	1,736	2,034
342000 STORES EQUIPMENT	146	732	293	146	146	146	146	146	146	146
343000 TOOLS, SHOP, & GARAGE EQUIP	8,392	49,763	20,246	10,372	10,723	10,844	11,327	11,434	11,618	11,672
344000 LABORATORY EQUIPMENT	5,119	29,128	12,014	6,007	6,038	6,153	6,301	6,382	6,622	6,708
345000 POWER OPERATED EQUIPMENT	5,900	29,526	11,810	5,905	5,905	5,905	5,905	5,905	5,905	5,905
346100 COMMUNICATION EQUIPMENT	10,367	54,174	21,669	10,835	10,835	10,835	10,835	10,835	10,835	10,835
346200 COMMUNICATION EQUIPMENT	0	0	0	0	0	0	0	0	0	0
346000 COMMUNICATION EQUIPMENT	0	0	0	0	0	0	0	0	0	0
346190 COMMUNICATION EQUIPMENT	0	1,475	747	373	386	436	500	535	638	675
347000 MISC EQUIPMENT	5,564	27,819	11,128	5,564	5,564	5,564	5,564	5,564	5,564	5,564
348000 OTHER TANGIBLE PROPERTY	640	3,202	1,281	640	640	640	640	640	640	640
	707,942	3,686,132	1,482,859	743,542	745,219	751,912	758,023	759,663	762,400	765,740

KENTUCKY-AMERICAN WATER COMPANY
ACCUM. DEPRECIATION RES. BY PRIMARY ACCOUNT
DEPRECIATION EXPENSE
CALCULATED AT CELL LOCATION BM222

	November-2009	December-2009	January-2010	February-2010	March-2010	April-2010	May-2010	Forecasted Test Period	Amort of CIAC	Forecasted Net Depreciation
301000 ORGANIZATION	0	0	0	0	0	0	0	0	0	0
302000 FRANCHISE/CONSENTS	0	0	0	0	0	0	0	0	0	0
339100 OTHE P/E INTANGIBLES	139	139	139	139	139	139	139	1,668	1,668	1,668
339600 OTHER PIE COMPREHENSIVE STUDIES	8,955	9,314	9,973	9,973	10,001	10,166	10,204	109,976	109,976	109,976
303200 LAND AND LAND RIGHTS SS	0	0	0	0	0	0	0	0	0	0
304100 STRUCTURES & IMPROVEMENTS SS	6,659	9,363	9,363	9,363	9,363	9,363	9,363	96,132	96,132	96,132
305000 COLL. & IMPOUNDING RESERV	1,266	1,266	1,266	1,266	1,266	1,266	1,266	15,192	15,192	15,192
306000 LAKE, RIVER, & OTHER INTAKES	1,025	1,025	1,025	1,025	1,025	1,025	1,025	12,300	12,300	12,300
307000 WELLS & SPRINGS	0	0	0	0	0	0	0	0	0	0
309000 SUPPLY MAINS	7,794	7,794	7,794	7,794	7,794	7,794	7,794	93,528	93,528	93,528
303300 PUMPING LAND & LAND RIGHTS	0	0	0	0	0	0	0	0	0	0
304200 PUMPING STRUCTURES & IMPROVEMENTS	8,855	8,855	8,855	8,855	8,855	8,855	8,855	106,260	106,260	106,260
310000 POWER GENERATION EQUIPMENT	2,085	2,085	2,085	2,085	2,085	2,085	2,085	25,020	25,020	25,020
310100 OTHER POWER PROD EQPT	0	0	0	0	0	0	0	0	0	0
311200 ELECTRIC PUMPING EQUIPMENT	31,868	31,868	31,868	31,868	31,868	31,868	31,868	382,416	382,416	382,416
311300 DIESEL PUMPING EQUIPMENT	1,491	1,491	1,491	1,491	1,491	1,491	1,491	17,892	17,892	17,892
311400 PUMP EQUIPMENT HYDRAULIC	16	16	16	16	16	16	16	192	192	192
311500 OTHER PUMPING EQUIPMENT	1,557	1,557	1,557	1,557	1,557	1,557	1,557	18,684	18,684	18,684
311520 PUMPING EQUIPMENT SS	103	103	103	103	103	103	103	1,236	1,236	1,236
311540 PUMPING EQUIPMENT TD	0	0	0	0	0	0	0	0	0	0
304300 WT STRUCTURES & IMP	13,881	13,881	13,881	13,881	13,881	13,881	13,881	166,572	166,572	166,572
320100 WATER TREATMENT EQUIPMENT	57,550	57,550	57,578	57,578	57,578	57,578	57,578	690,072	690,072	690,072
320200 WATER TREATMENT - GAC	0	0	0	0	0	0	0	0	0	0
303500 LAND AND LAND RIGHT TD	0	0	0	0	0	0	0	0	0	0
304400 T & D STRUCTURES & IMP	3,008	3,008	3,008	3,008	3,008	3,008	3,008	36,096	36,096	36,096
330000 DIST RES & STANDPIPES	3,078	3,078	3,078	3,078	3,078	3,078	3,078	36,936	36,936	36,936
330100 Elevated Tanks & Standpipes	20,841	20,841	20,841	20,841	20,841	20,841	20,841	250,092	250,092	250,092
330200 GROUND LEVEL FACILITIES	0	0	0	0	0	0	0	0	0	0
331001 T & D MAINS	251,127	253,496	255,517	255,525	256,418	256,964	257,519	3,028,682	567,685	2,460,997
333000 SERVICES	108,388	108,756	110,018	110,225	110,560	110,755	110,930	1,303,181	733,989	569,192
334100 METERS	245	245	245	245	245	245	245	2,940	2,940	2,940
334110 METERS - BRONZE CASE	8,942	9,063	9,283	9,334	9,411	9,473	9,497	108,218	83,089	108,218
334120 METERS - PLASTIC CASE	3,258	3,211	3,203	3,193	3,182	3,179	3,157	39,037	15,403	23,634
334130 METERS - OTHER	24,691	25,326	26,486	26,753	27,158	27,485	27,612	301,097	15,403	301,097
334200 METER INSTALLATIONS	38,857	38,928	39,084	39,117	39,169	39,213	39,223	466,921	466,921	466,921
335000 HYDRANTS	17,207	17,238	17,271	17,324	17,348	17,356	17,356	206,361	31,109	175,252
304500 OFFICE STRUCTURES-AG	617	617	617	617	617	617	617	7,404	7,404	7,404
304600 OFFICE STRUCTURES	6,919	6,915	6,932	6,932	6,932	6,932	6,932	83,089	83,089	83,089
304700 STORES, SHOP & GAR STRUCT	1,978	1,978	1,978	1,978	1,978	1,978	1,978	23,736	23,736	23,736
304800 MISC STRUCTURES	6,826	6,826	6,826	6,826	6,826	6,826	6,826	81,912	81,912	81,912
340100 OFFICE FURNITURE	18,129	18,129	18,129	18,204	18,281	18,351	18,420	216,512	216,512	216,512
340210 MAINFRAME COMP & PERIPH EQPT	179	127	127	127	127	127	127	2,800	2,800	2,800
340220 PERSONAL COMP & PERIPH EQPT	6,889	6,700	7,057	7,052	7,034	7,038	6,971	83,296	83,296	83,296
340230 COMPUTERS & PERPH OTHER	3,066	3,066	3,066	3,066	3,066	3,066	3,066	36,792	36,792	36,792
340300 MAINFRAME SOFTWARE	26,069	26,069	26,069	26,069	26,069	26,069	26,069	312,828	312,828	312,828
340320 PERSONAL COMP SOFTWARE	0	0	0	0	0	0	0	0	0	0
340330 OTHER SOFTWARE	9,553	9,553	9,553	9,553	9,553	9,553	9,553	114,636	114,636	114,636
340500 OTHER OFFICE EQUIPMENT	629	629	629	629	629	629	629	7,548	7,548	7,548
341100 TRANS EQUIP - LIGHT TRUCKS	10,935	10,005	10,553	10,553	10,609	10,609	10,609	129,019	129,019	129,019
341200 TRANS EQUIP - HEAVY TRUCKS	5,757	5,527	5,797	5,797	5,797	5,797	5,797	69,645	69,645	69,645
341300 TRANS EQUIP - CARS	3,046	3,500	3,954	3,954	3,954	3,954	3,954	41,546	41,546	41,546
341400 OTHER TRANS EQUIP	2,034	2,881	2,881	2,881	2,881	2,881	2,881	27,765	27,765	27,765
342000 STORES EQUIPMENT	146	146	146	146	146	146	146	1,752	1,752	1,752
343000 TOOLS, SHOP, & GARAGE EQUIP	11,810	11,895	12,405	12,473	12,632	12,794	13,021	143,925	143,925	143,925
344000 LABORATORY EQUIPMENT	6,897	7,089	7,796	7,796	7,912	7,944	7,944	85,415	85,415	85,415
345000 POWER OPERATED EQUIPMENT	5,905	5,905	5,905	5,905	5,905	5,905	5,905	70,860	70,860	70,860
346100 COMMUNICATION EQUIPMENT	10,835	10,835	10,835	10,835	10,835	10,835	10,835	130,020	130,020	130,020
346200 COMMUNICATION EQUIPMENT	0	0	0	0	0	0	0	0	0	0
346000 COMMUNICATION EQUIPMENT	0	0	0	0	0	0	0	0	0	0
346190 COMMUNICATION EQUIPMENT	757	831	1,144	1,144	1,194	1,194	1,208	10,223	10,223	10,223
347000 MISC EQUIPMENT	5,564	5,564	5,564	5,564	5,564	5,564	5,564	66,768	66,768	66,768
348000 OTHER TANGIBLE PROPERTY	640	640	640	640	640	640	640	7,680	7,680	7,680
	768,066	774,371	783,121	784,403	786,597	788,193	789,383	9,271,872	1,348,186	7,923,686

Kentucky American Water Company																		
Forecasted Amortization Expense Data Base																		
CASE NO: 2008-00427																		
Object/Sub	BU	JDE Object Description	Aww Acct	Jun-09	Jul-09	Aug-09	Sep-09	Oct-09	Nov-09	Dec-09	Jan-10	Feb-10	Mar-10	Apr-10	May-10	F168	L169	Forecast
				F1	F2	F3	F4	F5	F6	F7	F8	F9	F10	F11	F12			
680300.0	120205	Amortization of Ut PI Acq Adj	406000	1,088	1,088	1,088	1,088	1,088	1,088	1,088	1,088	1,088	1,088	1,088	1,088	28		13,051
680540.0	120205	Amort of Reg-Asset-AFUDC	404430	5,946	5,946	5,946	5,946	5,946	5,946	5,946	5,946	5,946	5,946	5,946	5,946	28		71,346
680600.0	120205	Amort of Prop Losses	407000	34,349	34,349	34,349	34,349	34,349	34,349	34,349	34,349	34,349	34,349	34,349	34,349	28		412,192
																		496,589
																		496,589
																		0
														Reference to Pivot Table				
														Check Total= 0				

KENTUCKY-AMERICAN WATER COMPANY
Case No. 2008-00427
Forecasted Test Period Ending May 31, 2010

TABLE OF CONTENTS – WORKPAPERS FOR GENERAL TAXES

<u>Description</u>	<u>Reference</u>
Property Taxes	W/P – 5-1
PSC Fees	W/P – 5-2
Payroll Taxes	W/P – 5-3

**KENTUCKY-AMERICAN WATER COMPANY
FORECASTED PERIOD PROPERTY TAX EXPENSE
CASE NO: 2008-00427**

	TAX BASE @ 12/31/2006	TAX BASE @ 12/31/2008	TAX BASE @ 12/31/2009
Utility Plant in Service	\$ 327,533,086	\$ 369,752,231	\$ 389,927,187
Construction Work in Progress (50%)	5,867,675	21,191,621	54,077,789
Acquisition Adjustment	347,966	30,452	17,401
Materials & Supplies	515,515	616,123	575,573
Accumulated Depreciation	<u>(75,828,389)</u>	<u>(92,696,202)</u>	<u>(98,741,150)</u>
TOTAL TAX BASE	<u>\$ 258,435,853</u>	<u>\$ 298,894,225</u>	<u>\$ 345,856,800</u>
Property Tax Payments Paid for 2007	<u><u>\$ 2,526,672</u></u>		
Rate Per \$ 100	<u><u>0.9777</u></u>		
Property Tax for the Forecasted Portion of 2007		<u>\$ 1,704,668</u>	
		Monthly Amt	
		<u>\$ 1,704,668</u>	
Property Tax for the Forecasted Portion of 2008			<u>\$ 1,408,934</u>
		Monthly Amt	
			<u>\$ 259,467</u>
Property Tax for the Forecasted Period ended 11/30/08		<u><u>\$ 3,113,602</u></u>	

PROPERTY TAXES PAID

Taxing Authority	2007 Tax Amount
Bourbon County	23,191 pd 1/08
Fayette County/ LFUCG	1,417,624 pd 1/08
Harrison County	4,444 pd 1/08
Jessamine County	37,856 pd 1/08
Scott County	154,088 pd 1/08
City of Georgetown	3,360 pd 1/08
City of Sadieville	1,266 pd 1/08
Woodford County	6,992 pd 1/08
Clark County	12,934 pd 1/08
Kentucky	542,381 Pd 11/07
Owen	322,537 pd 1/08
Total	<u><u>\$ 2,526,672</u></u>

American Water

PO Box 5600
Cherry Hill, NJ 08034

A/P Phone 1-866-777-8426 (Opt. 2,0,1,2)

Check No. - 62049049

Check Date - 06/19/08

Stub 1 of 1

INVOICE NO.
00154884 061908

COMPANY NO./NAME
12 Kentucky AWW

REMARKS
Bourbon cnty prop tax

INVOICE AMOUNT
23,191.32

23,191.32

7007 0710 0003 8707 1695

50055884 Sheriff John A Ransdell

CHECK COUSINE AVOID FANTOGRYAN HUNICROHETHEMICEIDETECHEMICALHACENHEDANDADMEAPBEMWYKAFRODIAW/AN/AYCUEJGOWEWA

American Water

PO Box 5600
Cherry Hill, NJ 08034

PNC BANK, NA
NEW JERSEY

55-277
312

NO. 62049049

DATE 06/19/08

TWENTY THREE THOUSAND ONE HUNDRED NINETY ONE AND 32/100 *****

PAY TO THE

ORDER OF :

Sheriff John A Ransdell
Bourbon County Courthouse
301 Main St
Paris KY 40361

\$****23,191.32

VOID AFTER 90 DAYS

J. A. Ransdell

AUTHORIZED SIGNATURE

⑈62049049⑈ ⑆031202770⑆ 8013584806⑈

American Water

PO Box 5600
Cherry Hill, NJ 08034

Sheriff John A Ransdell
Bourbon County Courthouse
301 Main St
Paris KY 40361

2008 Property Taxes- Kentucky - American Water Company

- 1-county
- 2-township
- 3-boro/city
- 4-school district
- 5-other
- P-Purta

State	County	District	Municipal Type	Tax	Real or P Prop.	Map Locatio	Payee	Vendor #	GL Acct#	2008	2009
KY	Bourbon		1,4		R	Sheriff, Bourbon County	50055884	120205.236151	21816.65	13-Jul	
KY	Bourbon		1,4		P Prop	Sheriff, Bourbon County	50055884	120205.236151	1374.67	13-Jul	
									Total=	23191.32	
									Order #	175632	

File Edit Functions Help

Whse or Dept 12
 Order Date 06/19/08
 Cancel Date
 G/L Date 06/19/08
 Order Number 175632 OC

Action Code A
 Supplier# 50055884 Sheriff John A Ransdell -
 Ship To 50070028 Kentucky American Water C
 Requested 06/19/08 Account Number
 Promised 06/19/08 Sub/WO# Amount 23,191.32
 Cost Rule Skip To Line #

Enter 'Y' to Record Order


Account Number	Description	Code	Extended Cost	0
120205.238151	Bourbon cnty prop tax	TL09	23,191.32	

F6=Summary F15=PO Header F24=More Keys Opt: 1=Detail 3=Text 9=De ?

OK Cancel Help

JJ
6/19/08

2008 Property Taxes- Kentucky - American										
			1-county							
			2-township							
			3-boro/city							
			4-school district							
State			5-other							
	County		P-Purta							
	District	Tax	Real or	Map	Total Paid	Total Paid	Total Paid	Total Paid		
	Municipality	Type	P Prop.	Location	2005	2006	2007	2008		
KY	Bourbon	1,4	R		43,270.94	0.00	22,206.97	21,816.65		
KY	Bourbon	1,4	P Prop		3,778.25	0.00	1,852.42	1,374.67		
					47,049.19	0.00	24,059.39	23,191.32		



3/17/08 Still no refund check, said it was mailed late on fri

Beginning for assessment date January 1, 2006, Telecoms as used on this form are broadly defined as: Communications Service providers and Multi-Channel Video Programming Service Providers.

Specifically, these will include the following:

- All Telephone Companies (Local, Long Distance and Wireless).
- All Paging Companies.
- All Cable Television Companies.
- All Direct Broadcast System (DBS) Companies.
- All Wireless Cable Direct Broadcast Companies.
- All Telegraphic and Teletypewriter Service Companies.
- All Coin-Operated Telephone Providers.

*Pd
6/19/08*

REMIT PAYMENT TO:
BOURBON COUNTY SHERIFF
301 MAIN STREET, STE. 104
PARIS, KY 40361

Bill # KYAW-07

Signed _____ <div style="text-align: right; margin-right: 100px;">County Clerk</div>	Total Tax \$ <u>23,191.31</u>
Payment Received By _____ <div style="text-align: right; margin-right: 100px;">Sheriff</div>	Amount Due if <i>Pd by 7/13/08</i> \$ <u>23,191.31</u>
Date _____ 20____ By _____ <div style="text-align: right; margin-right: 100px;">Deputy</div>	Paid By <i>8-13-08</i> \$ <u>23,191.31</u>
	Paid By <i>9-13-08 5% Pen</i> \$ <u>24,350.88</u>
	Paid By <i>10-13-08 21% Pen</i> \$ <u>28,061.49</u>
	Paid After

PAYMENT INSTRUCTIONS

This bill is for property taxes on distilled spirits or telcoms. Under KRS 134.020, if paid within 30 days, a 2 percent discount applies. If paid after 30 days but within 60 days, the face amount is due. If paid between 61 and 90 days, a 5 percent penalty will be added. After 90 days, a 10 percent penalty, 10 percent sheriff's fee, plus interest will accrue. Make payment to the address in upper left-hand corner of front page.

If there is any question regarding this bill, contact _____
at () _____.

QUESTIONS REGARDING THIS
BILL, CALL (859) 987-2130
CONTACT: FRAN HOWARD

RECEIVED
 JUN 18 2008
 BOURBON COUNTY SHERIFF

JUN 18 2008

61A255 (1-06)

Commonwealth of Kentucky
DEPARTMENT OF REVENUE

PUBLIC SERVICE COMPANY PROPERTY TAX STATEMENT

For County, School or Special Taxes
Assessment for 2007 Taxes

Bill No. KYAW-07

GNC No Type Co.

Date 6-13-08

Return Tax Payment To Sheriff:

MARK L. MATTHEWS SHERIFF
301 MAIN STREET
PARIS, KY 40361
(859) 987-2130

County Clerk: **Richard Stipp Eads, BCC**
Telephone Number **(859) 987-2142**

Name **KY American Water**
Company **ATTN: Terri - Franchise Tax**
Address **POB 5627**
Address
City, State, ZIP Code **Cherry Hill, NJ 08034-5627**

Name of District County/School/Specials	Assessed Value Real Estate	Real Estate 2007 Rate Per \$100 Value	Multiplier See Reverse	Tax Due Real Estate	Assessed Value Tangible	Tangible 2007 Rate Per \$100 Value	Multiplier	Tax Due Tangible	Total Real & Tangible Tax Due	
COUNTY	3038531	0.118		\$3,585.47 ✓	182267	0.118		\$215.08	\$3,800.54	
SCHOOL	3038531	0.483	.11	\$14,676.10	182267	0.483		\$880.35	\$15,556.45	
LIBRARY	3038531	0.064		\$1,944.66 ✓	182267	0.0979		\$178.44	\$2,123.10	
HEALTH	3038531	0.029	.18	\$881.17	182267	0.0290		\$52.86	\$934.03	
EXTENSION	3038531	0.017		\$516.55 ✓	182267	0.0263		\$47.94	\$564.49	
CONSERVATION	3038531	0.0070		\$212.70 ✓					\$212.70	
Important: See Reverse									Total District Tax \$	\$23,191.31

JUN 18 2008

American Water

PO Box 5600
Cherry Hill, NJ 08034
INVOICE NO.
00142335 012208

A/P Phone 1-866-777-8426 (Opt. 2,0,1,2)
COMPANY NO./NAME
12 Kentucky AWW

REMARKS
Clark County prop tax

Check No. - 62046542
Check Date - 01/22/08
Stub 1 of 1
INVOICE AMOUNT
12,933.94

12,933.94

7007 0710 0003 8731 7298

50124557 Sheriff

American Water

PO Box 5600
Cherry Hill, NJ 08034

PNC BANK, NA
NEW JERSEY

55-277
312

NO. 62046542

DATE 01/22/08


TWELVE THOUSAND NINE HUNDRED THIRTY THREE AND 94/100 *****

PAY TO THE
ORDER OF :

Sheriff
Clark County Kentucky
PO Box 218
Winchester KY 40392-0218

\$****12,933.94

VOID AFTER 90 DAYS



AUTHORIZED SIGNATURE

⑈62046542⑈ ⑆031202770⑆ 8013584806⑈

American Water

PO Box 5600
Cherry Hill, NJ 08034

Sheriff
Clark County Kentucky
PO Box 218
Winchester KY 40392-0218

2008 Property Taxes - Kentucky - American Water Company

- 1-county
- 2-township
- 3-boro/city
- 4-school district
- 5-other
- P-Purta

State	County	District	Municipal	School	Dist	Tax Type	Real or	Map Locatio	Payee	Vendor #	GL Acct#	2008 Amt	Date
KY	Clark					1,2,3	R	12-110557	Sheriff Clark County	50124557	120205.236151	1793.96	30-Jan
KY	Clark					4	P Prop	12-110227	Sheriff Clark County	50124557	120205.236151	8631.76	30-Jan
KY	Clark					5	P Prop	12-110527	Sheriff Clark County	50124557	120205.236151	2508.22	30-Jan
											Total=	12933.94	

Handwritten signature and date: 1/22/08

1/21/2008 Order # 161120

File Edit Functions Help

Whse or Dept 12
Order Date 01/21/08
Cancel Date
G/L Date 01/21/08
Order Number 161120 OC

Action Code A
Supplier# 50124557 Sheriff
Ship To 50070026 Kentucky American Water C
Requested 01/21/08 Account Number
Promised 01/21/08 Subl/WO# Amount 12,933.94
Cost Rule Skip To Line #

Enter 'Y' to Record Order

Y

Account Number	Description	Code	Extended Cost	O
120205233151	Clark CO prop tax	TL09	12,933.94	

F6=Summary F15=PO Header F24=More Keys Opt: 1=Detail 3=Text 9=De

OK Cancel Help

JF
1/22/08

American Water
PO Box 5600
Cherry Hill, NJ 08034
INVOICE NO.
00146745 031708

A/P Phone 1-866-777-8426 (Opt. 2,0,1,2)
COMPANY NO./NAME
12 Kentucky AWW
REMARKS
Fayette cnty PSC prop tx

Check No. - 62047488
Check Date - 03/17/08
Stub 1 of 1
INVOICE AMOUNT
1417623.61

1417623.61

7007 3020 0000 8446 6386

50252581 Fayette County Sheriff

CHECK CONTAINS A VOID PANTOGRAPH, MICROPRINT BORDER, CHEMICAL REACTANTS AND A WATERMARK ON BACK — HOLD AT AN ANGLE TO VIEW

American Water

PO Box 5600
Cherry Hill, NJ 08034

PNC BANK, NA
NEW JERSEY

55-277
312

NO. 62047488

DATE 03/17/08

ONE MILLION FOUR HUNDRED SEVENTEEN THOUSAND SIX HUNDRED TWENTY THREE AND 61/100 ****

PAY TO THE
ORDER OF :

Fayette County Sheriff
PO Box 765
Lexington KY 40588-0765

\$*1,417,623.61

VOID AFTER 90 DAYS

[Signature]
AUTHORIZED SIGNATURE



⑈ 62047488 ⑈ ⑆031202770⑆ 8013584806⑈

See Reverse Side For Easy Opening Instructions

American Water
PO Box 5600
Cherry Hill, NJ 08034



Fayette County Sheriff
PO Box 765
Lexington KY 40588-0765

Accu-Seal Patent 4,918,128 - 5,253,798 - 5,783,242 - 5,829,670

2664

Solutions for Business • 908-387-8050

2008 Property Taxes- Kentucky - American Water Company

- 1-county
- 2-township
- 3-boro/city
- 4-school district
- 5-other
- P-Purta

State	County	District	Municipal Type	Tax	Real or P Prop.	Map Locatio	Payee	Vendor #	GL Acct#	Amount	Date
KY	Fayette		Lexingt 1,4	R		1277023	Sheriff of Fayette County	50252581	120205.236151	1,011,456.40	31-Mar
KY	Fayette		Lexingt 1,4	P Prop		1288026	Sheriff of Fayette County	50252581	120205.236151	406,167.21	31-Mar
										Total=	1,417,623.61
										3/11/2008	Order # 165432

See Memo - Purchase Order Detail (4311G)

File Edit Functions Help

Whse or Dept 12
Order Date 03/11/08
Cancel Date
G/L Date 03/11/08
Order Number 165432 OC

Action Code A
Supplier # 50252561 Fayette County Sheriff
Ship To 50070028 Kentucky American Water C
Requested 03/11/08 Account Number
Promised 03/11/08 Sub/WO# Amount 1,417,623.61
Cost Rule Skip To Line #

Enter 'Y' to Record Order

Account Number	Description	Code	Extended Cost	0
120205-236151	Fayette cnty PSC prop tx	TL09	1,417,623.61	

F6=Summary F15=PO Header F24=More Keys Opt: 1=Detail 3=Text 9=De

OK Cancel Help

Handwritten:
710
3/15/08

**PUBLIC SERVICE COMPANY
PROPERTY TAX STATEMENT**

For County, School or Special Taxes

Return Payment to:

Bill No. 00270083

County **OFFICE OF THE FAYETTE COUNTY SHERIFF**
Address **FAYETTE**
PO BOX 765
LEXINGTON KY 40588-0765

Date **MAR - 7 2008**

Assessment for 2007 Taxes

Name **KENTUCKY AMERICAN WATER CO & C/O GARY AKMENTINS**
Address **2300 RICHMOND RD**
LEXINGTON KY 40502

PROPERTY CLASS - Rate per \$100 value

REAL ESTATE ASSESSED VALUE	114700220.00	TANGIBLE ASSESSED VALUE	55457018.00
RE SPECIAL FULL ASSESSED VALUE	48807135.00	RE SPECIAL PART ASSESSED VALUE	65893085.00

	REAL ESTATE RATE	TANGIBLE RATE	REAL ESTATE TAX	TANGIBLE TAX	TOTALS BY TAXING DISTRICT
COUNTY	.0800	.0990	91760.18	54902.45	146662.63
SCHOOL	.5940	.5420	681319.31	300577.04	981896.35
EXTENSION	.0031	.0034	3555.71	1885.54	5441.25
SOIL/WATER	.0004		458.80		458.80
HEALTH	.0280	.0280	32116.06	15527.97	47644.03
LEXTRAN	.0600	.0600	68820.13	33274.21	102094.34
FULL SVC	.1894		92440.71		92440.71
PARTIAL SVC	.0622		40985.50		40985.50
TOTALS			1011456.40	406167.21	1417623.61

Signed **DONALD W. BLEVINS** /BY  Deputy Clerk

Payment Received By **KATHY H WITT** Sheriff

Date _____ By _____ Deputy

TOTAL TAX.....	1,417,623.61
PENALTY (1).....	
INTEREST (2).....	
10% SHERIFF ADD-ON FEE (3).....	
TOTAL TAX, PENALTY AND INTEREST	

PAYMENT INSTRUCTIONS

This statement for public service company property taxes is due and payable 30 days after notice (KRS 136.050(2)). No discount is allowable for early payment. If not paid within 30 days, a 10 percent penalty of total tax plus interest at the tax interest rate per KRS 131.183 per annum applies. Make payment to sheriff of county named on statement. Also, a 10% Sheriff Add-On Fee is applied to tax and penalty.

- (1) 10 percent of total tax if not paid within 30 days
- (2) the tax interest rate per KRS 31.183 per annum if not paid within 30 days
- (3) 10% of total tax including 10% penalty, but without interest

COMMONWEALTH OF KENTUCKY
 DEPARTMENT OF REVENUE
 OFFICE OF PROPERTY VALUATION
 Public Service Branch
 200 Fair Oaks Ln, 4th Fl, Station 32
 Frankfort, Kentucky 40620
 (502) 564-8175

Public Service Company As Registered
 Certification To County Clerk.
 The Dept. of Revenue certifies this
 final assessment according to KRS
 136.180. This assessment is
 subject to all tax levies as
 explained below.

Cara L. Jarrell Director
 Division of State Valuation
 Office of Property Valuation

CERTIFICATION OF PUBLIC SERVICE COMPANY PROPERTY ASSESSMENT
 FOR TAX YEAR 2007

COUNTY: FAYETTE
 TAXPAYER: KENTUCKY AMERICAN WATER CO
 ADDRESS: GARY AKMENTINS
 2300 RICHMOND ROAD
 LEXINGTON, KY 40502-1308

CERTIFICATION DATE: 12/07/2007

GNC: 006080
 TYPE CO: W

NAME OF TAX DISTRICT	REAL ESTATE	TANGIBLE PROPERTY	TOTAL ASSESSMENT FOR LOCAL TAX
COUNTY GENERAL	114,700,220.00	55,457,018.00	170,157,238.00
SCHOOL FAYETTE COUNTY GENERAL	114,700,220.00	55,457,018.00	170,157,238.00
SPECIAL REFUSE	48,807,135.00	0.00	48,807,135.00
STREET CLEANING	48,807,135.00	0.00	48,807,135.00
STREET LIGHTS	48,807,135.00	0.00	48,807,135.00

Handwritten notes:
 RE 109,219,761 2006
 114,700,220 2007

 PP 66,890,989 2006
 55,457,018 2007

SCHEDULE K
PAGE 3 OF 9
2007 PROPERTY TAX REPORT FOR YEAR ENDING 12/31/2006
TAXING DISTRICT: FAYETTE COUNTY
KENTUCKY-AMERICAN WATER COMPANY

Admitted Value
Fayette County

REAL ESTATE

Transmission and Distribution

\$ 103,685,664

PERSONALTY

Services and Meters

78,778,903

GRAND TOTAL REAL ESTATE AND PERSONALTY

\$ 182,464,567

	<u>Full Service</u>	<u>General Service</u>	
Real Estate	\$48,392,579	\$81,672,299	\$130,064,878
Less: Manufacturing Equip	9,166,054	17,213,160	26,379,214
Admitted Value	<u>\$39,226,525</u>	<u>\$64,459,139</u>	<u>\$103,685,664</u>
Personalty	<u>\$10,455,644</u>	<u>\$68,323,259</u>	<u>\$78,778,903</u>

SCHEDULE K
PAGE 2 OF 9
2007 PROPERTY TAX REPORT FOR YEAR ENDING 12/31/2006
TAXING DISTRICT: LEXINGTON-FAYETTE URBAN COUNTY GOVERNMENT
KENTUCKY-AMERICAN WATER COMPANY

	<u>FULL SERVICE</u>	Lexington-Fayette <u>Urban Co. Gov.</u> <u>GENERAL SERVICE</u>	<u>TOTAL</u>
LAND			
See detail on attached Page 2-A	\$866,294	\$1,305,612	\$2,171,906
FUTURE-USE PROPERTY		114,076	114,076
BUILDINGS			
2300 Richmond Road and Other Buildings. (Includes river pump station, purification and pumping buildings, farm buildings, etc.)	38,360,231	63,039,451	101,399,682
OTHER REALTY			
Source of supply, power and pumping, purification, transmission, distribution	N/A	N/A	N/A
MANUFACTURING EQUIPMENT	9,166,054	17,213,160	26,379,214
GRAND TOTAL REAL ESTATE	48,392,579	81,672,299	130,064,878
PERSONALTY			
Includes services, some small mains, valves, hydrants, meters, furniture and fixtures, small tools, materials and supplies and vehicles.)	10,455,644	68,323,259	78,778,903
GRAND TOTAL REAL ESTATE & PERSONALTY	\$58,848,223	\$149,995,558	\$208,843,781
(A)	Excluded from above is (\$80,464) admitted value for net pollution control facilities at Kentucky River Station under Certificate of Exemption PCTEC #778 issued 8/10/78.		
(B)	Real Estate subject to apportionment to general service (not in full service) and among various partial service districts is	\$13,669,971	

American Water
PO Box 5600
Cherry Hill, NJ 08034
INVOICE NO.
00141094 011008

A/P Phone 1-866-777-8426 (Opt. 2,0,1,2)
COMPANY NO./NAME
12 Kentucky AWW

REMARKS
Harrison Cnty prop tax

Check No. - 62046315
Check Date - 01/11/08
Stub 1 of 1
INVOICE AMOUNT
4,443.72

4,443.72

50055882 Sheriff Bruce Hampton

CHECK CONTAINS A VOID PANTOGRAPH, MICROPRINT BORDER, CHEMICAL REACTANTS AND A WATERMARK ON BACK — HOLD AT AN ANGLE TO VIEW

American Water

PO Box 5600
Cherry Hill, NJ 08034

PNC BANK, NA
NEW JERSEY

55-277
312

NO. 62046315

DATE 01/11/08

FOUR THOUSAND FOUR HUNDRED FORTY THREE AND 72/100 *****

PAY TO THE
ORDER OF :

Sheriff Bruce Hampton
113 W Pike St
Cynthiana KY 41031

\$*****4,443.72
VOID AFTER 90 DAYS



AUTHORIZED SIGNATURE



⑈62046315⑈ ⑆031202770⑆ 8013584806⑈

See Reverse Side For Easy Opening Instructions

American Water
PO Box 5600
Cherry Hill, NJ 08034



Sheriff Bruce Hampton
113 W Pike St
Cynthiana KY 41031

Accu-Seal Patent 4,918,128 - 5,253,798 - 5,829,670

Solutions for Business • 908-387-8050

2008 Property Taxes- Kentucky - American Water Company

- 1-county
- 2-township
- 3-boro/city
- 4-school district
- 5-other
- P-Purta

State	County	District	Municipal/School Dist	Tax Type	Real or P	Payee	Vendor #	GL Acct#	2008 Amt	Date
KY	Harrison			1,4	R	Bruce Hampton, Harrison Shei	50055882	120205.236151	4301.42	7-Jan
KY	Harrison			1,4	P Prop	Bruce Hampton, Harrison Shei	50055882	120205.236151	142.3	7-Jan
									Total=	4443.72

1/7/2008 Order# 159076

File Edit Functions Help

Whse or Dept 12
 Order Date 01/07/08
 Cancel Date
 G/L Date 01/07/08
 Order Number 159076 OC

Action Code A
 Supplier # 50055882 Hampton, Bruce Sheriff -
 Ship To 50070028 Kentucky American Water C
 Requested 01/07/08 Account Number
 Promised 01/07/08 Sub/WO# Amount 4,443.72
 Cost Rule Skip To Line #

Enter 'Y' to Record Order

Account Number	Description	Code	Extended Cost	O
120205336151	Harrison City prop tax	TLOS	4,443.72	

F6=Summary F15=PO Header F24=More Keys Opt: 1=Detail 3=Text 9=De ? |

OK Cancel Help

[Handwritten Signature]
1/26/08

PUBLIC SERVICE COMPANY PROPERTY TAX STATEMENT

61A255 (1-06)
Commonwealth of Kentucky
DEPARTMENT OF REVENUE

For County, School or Special Taxes
Assessment for **2007**

Taxes

Bill No. 07-34
GNC No. 006080
Type Co. W
Date 12/18/2007

Return Tax Payment to Sheriff:

Bruce Hampton
Harrison County Sheriff
113 W Pike Street
Cynthiana KY 41031

County Clerk Linda B. Furnish
Telephone Number 859-234-7130

Name KENTUCKY AMERICAN WATER COMPANY
Name GARY AKMENTINS
Address 2300 RICHMOND ROAD
Address _____
City, State, ZIP Code LEXINGTON KY 40502-1308

Name of District	Assessed Value	Real Estate Rate Per \$100 Value	Multiplier See Reverse	Tax Due Real Estate	Assessed Value Tangible	Tangible Rate Per \$100 Value	Multiplier See Reverse	Tax Due Tangible	Total Real and Tangible Tax Due
County	\$679,530	0.1000		\$679.53	\$18,394	0.1290		\$23.73	\$703.26
School	\$679,530	0.3820		\$2,595.80	\$18,394	0.3990		\$73.39	\$2,669.20
Library	\$679,530	0.0530		\$360.15	\$18,394	0.1172		\$21.56	\$381.71
Health	\$679,530	0.0600		\$407.72	\$18,394	0.0600		\$11.04	\$418.75
Extension Service	\$679,530	0.0310		\$210.65	\$18,394	0.0684		\$12.58	\$223.24
Soil Conservation	\$679,530	0.0070		\$47.57	\$18,394	0.0000		\$0.00	\$47.57
Fire	\$0	0.0600		\$0.00	\$0	0.0600		\$0.00	\$0.00
Important: See Reverse									
									Total District Tax \$ 142.30

4301.42

American Water

PO Box 5600
Cherry Hill, NJ 08034

INVOICE NO.
00148874 041408

A/P Phone 1-866-777-8426 (Opt. 2,0,1,2)

COMPANY NO./NAME
12 Kentucky AWW

REMARKS
Jessamine cnty prop tx

Check No. - 62047911

Check Date - 04/14/08

Stub 1 of 1

INVOICE AMOUNT
37,856.30

37,856.30

7007 0710 0003 8614 8244

50341509 Jessamine County Sheriff

American Water

PO Box 5600
Cherry Hill, NJ 08034

PNC BANK, NA
NEW JERSEY

55-277
312

NO. 62047911

DATE 04/14/08

THIRTY SEVEN THOUSAND EIGHT HUNDRED FIFTY SIX AND 30/100 *****

PAY TO THE

ORDER OF :

Jessamine County Sheriff
101 S Second St
Nicholasville KY 40356

\$****37,856.30

VOID AFTER 90 DAYS

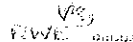
J. M. Kohl

AUTHORIZED SIGNATURE

⑈62047911⑈ ⑆031202770⑆ 8013584806⑈

American Water

PO Box 5600
Cherry Hill, NJ 08034



Jessamine County Sheriff
101 S Second St
Nicholasville KY 40356

2008 Property Taxes - Kentucky - American Water Company

- 1-county
- 2-township
- 3-boro/city
- 4-school district
- 5-other
- P-Purta

State	County	District	Municipal Type	Tax	Real or P Prop.	Map Locatio	Payee	Vendor #	GL Acct#	2008
KY	Jessamine		1,4	R	1244637	Jessamine County Sheriff	50341509	120205.236151	37707.78	30-Apr
KY	Jessamine		1,4	P Prop	1234473	Jessamine County Sheriff	50341509	120205.236151	148.52	30-Apr
									Total=	37856.3

Order # 168477

4/11/2008

**PUBLIC SERVICE COMPANY
PROPERTY TAX STATEMENT**
For County, School or Special Taxes

Return Payment to:

Kevin Corman Sheriff
City/County Jessamine
Address 101 S Second St.
Nicholasville Ky 40356

Assessment for 20 07 Taxes

Bill No. **07051**
Date **MAR 24 2008**

Address:
Name Kentucky American Water
Street 2300 Richmond Rd
City, State, ZIP Code Lexington, Ky 40502-1308

PAYMENT INSTRUCTIONS

This statement for public service company property taxes is due and payable 30 days after notice (KRS 136.050(2)). No discount is allowable for early payment. If not paid within 30 days, a 10 percent penalty plus a 10 percent sheriff's add-on fee (KRS 134.430(3)) of total tax and interest at the tax interest rate per KRS 131.183 per annum applies. Make payment to sheriff of county named on statement.

PROPERTY CLASS—Rate Per \$100 Value	Assessed Value	County Tax	School Tax	Special Tax
REAL ESTATE RATE County .061 School .587	4,750,991.00	2,898.10	27,888.32	
TANGIBLE RATE County .140 School .596	2,0179.00	28.25	120.27	
Lumay (R) .048	4,750,991.00			2280.48
Health (R) .019				902.69
Fire (R) .049				2327.99
Ch Fire (R) .048	2,850,594.00			1,368.29
Lumay (T) .1101	2,0179.00			22.22
Health (T) .023				4.64
Fire (T) .047				9.48
TOTALS BY TAXING DISTRICT		2,926.35	28,008.59	

Signed Kevin Corman County Clerk
Payment Received By _____ Sheriff
Date _____ By _____ Deputy

TOTAL TAX
PENALTY { 10 percent of total tax if not paid within 30 days
FEE { 10 percent sheriff's add-on
INTEREST { the tax interest rate per KRS 131.183 per annum if not paid within 30 days
TOTAL TAX, PENALTY AND INTEREST \$

(Continued)

If there is a question regarding this bill, please contact VITA SAVAGE, BOOKKEEPER at (859) 885-9512

IMPORTANT

Please mail payments to:
KEVIN CORMAN, SHERIFF
101 SOUTH SECOND STREET
NICHOLASVILLE KY 40356

PUBLIC SERVICE COMPANY PROPERTY TAX STATEMENT

For County, School or Special Taxes

Return Payment to:

City/County _____
Address _____

Bill No. **07051**
Date **MAR 24 2008**

Assessment for 20 _____ Taxes

Address: _____
Name Ky American Water
Street _____
City, State, ZIP Code _____

PAYMENT INSTRUCTIONS

This statement for public service company property taxes is due and payable 30 days after notice (KRS 136.050(2)). No discount is allowable for early payment. If not paid within 30 days, a 10 percent penalty plus a 10 percent sheriff's add-on fee (KRS 134.430(3)) of total tax and interest at the tax interest rate per KRS 131.183 per annum applies. Make payment to sheriff of county named on statement.

PROPERTY CLASS—Rate Per \$100 Value	Assessed Value	County Tax	School Tax	Special Tax
REAL ESTATE RATE County School				
TANGIBLE RATE County School				
<u>Tire (T) .046</u>	<u>12,108.00</u>			<u>5.57</u>
TOTALS BY TAXING DISTRICT				<u>6921.36</u>

Signed Don L. McDaniel c/c County Clerk
Payment Received By _____ Sheriff
Date _____ By _____ Deputy

TOTAL TAX	\$ <u>37,856.30</u>
PENALTY { 10 percent of total tax if not paid within 30 days	
FEE { 10 percent sheriff's add-on	
INTEREST { the tax interest rate per KRS 131.183 per annum if not paid within 30 days	
TOTAL TAX, PENALTY AND INTEREST	\$

If there is a question regarding this bill, please contact VITA SAVAGE, BOOKKEEPER at (859) 885-9512

File Edit Functions Help

Whse or Dept 12
 Order Date 04/11/08
 Cancel Date
 G/L Date 04/11/08
 Order Number 168477 OC

Action Code A
 Supplier # 50341503 Jessemine County Govt She
 Ship To 50070028 Kentucky American Water C
 Requested 04/11/08 Account Number
 Promised 04/11/08 Sub/WO# Amount 37,856.30
 Cost Rule Skip To Line #

Enter 'Y' to Record Order

Account Number	Description	Code	Extended Cost	O
120205.236151	Jessamine only prop tx	TL09	37,856.30	

F6=Summary F15=PO Header F24=More Keys Opt: 1=Detail 3=Text 9=De

OK Cancel Help

[Handwritten Signature]
 4/14/08

Kentucky American Water Company
Company No. 12
Property Tax Reconciliation
Tax Year 2007
For the period ended 2/29/08

G/L Acct #: 236151 - Accrued property tax
Account Description
Property Tax payments for Multiple Counties

Business Unit # 120205

Taxing authority	Tax year ends	Bills to come	To 9/29/06	Total 2006	Accrual @ 10/31/07	GL Activity 2006 Pymts	Reconciliation Adjustments	10/31/07 G/L Balance	10/31/07 Proposed Balance	Difference
Monthly accrual should be:		2,372,750	173,070	212,152	(2,545,820)			(2,151,412.97)		
subtotal:										
Bourbon County	31-Dec	23,750	0	(23,750)		24,059.39				
Clark County	31-Dec	12,000	0	(12,000)		13,091.70				
Fayette County	30-Jun	1,300,000	0	(1,300,000)		1,386,020.95				
Fayette County	31-Dec	0	134,353	(134,353)						
Georgetown	31-Dec	6,000	0	(6,000)		3,718.43				
Harrison County	31-Dec	5,000	0	(5,000)		4,903.99				
Jessamine County	31-Dec	37,500	38,717	(76,217)		39,357.12				
Kentucky State Treasurer	31-Dec	600,000	0	(600,000)		579,972.52				
Owen County	31-Dec	130,000	0	(130,000)		233,077.04				
Sadieville	31-Dec	1,000	0	(1,000)		445.22				
Scott County	31-Dec	250,000	0	(250,000)		138,872.31				
Woodford County	31-Dec	7,500	0	(7,500)		7,267.91				
2007 Accrual true-ups					(2,121,516.70)			(2,151,412.97)	#REF!	#REF!
					424,307.30	2,406,727.19				

Prepared by: _____ Date: _____

Journal Entries needed: _____ Date: _____

Reviewed by: _____ Date: _____

Details
Backup found: See attached
Journal Entry: Monthly Accrual
G/L Accts: BS=120205-236151 EXP=120205 685200

A	B	C	D	F	G	J	BW	BX	BY	BZ	CA	CB	CC	CD
2008 Property Taxes - Kentucky - American														
State	County	District	Municipality	Tax Type	Real or P Prop.	Map Location	Total Paid 2005	Total Paid 2006	Total Paid 2007	Total Paid 2008	DUE DATES			
											First	Second	Third	Fourth
				1	R	1244637	29,419.56	38,863.40	39,116.32	37,707.78	11/15			
1				2										
				3										
				4										
				5										
				P										
1	Jessamine			1,4	R	1244637	29,419.56	38,863.40	39,116.32	37,707.78	11/15			
1	Jessamine			1,4	P Prop	1234473	260.38	53.64	240.80	148.52	11/15			
1	Jessamine			5	Public Service		29,679.94	38,717.04	39,357.12	37,856.30				

American Water

PO Box 5600
Cherry Hill, NJ 08034
INVOICE NO.

00141179 011108

A/P Phone 1-866-777-8426 (Opt. 2,0,1,2)

COMPANY NO./NAME
12 Kentucky AWW

REMARKS

Owen cnty prop tax

Check No. - 62046314

Check Date - 01/11/08

Stub 1 of 1

INVOICE AMOUNT

322,536.69

322,536.69

7007 0710 0003 8731 7007

40001903 Zemer Hammon-Sheriff of Owen

CHECK CONTAINS A VOID PANTOGRAPH, MICROPRINT BORDER, CHEMICAL REACTANTS AND A WATERMARK ON BACK - HOLD AT AN ANGLE TO VIEW

American Water

PO Box 5600
Cherry Hill, NJ 08034

PNC BANK, NA
NEW JERSEY

55-277
312

NO. 62046314

DATE 01/11/08

THREE HUNDRED TWENTY TWO THOUSAND FIVE HUNDRED THIRTY SIX AND 69/100 *****

\$\$\$322,536.69

VOID AFTER 90 DAYS

PAY TO THE
ORDER OF :

Zemer Hammon-Sheriff of Owen County
PO Box 496
Owenton KY 40359



[Handwritten Signature]
AUTHORIZED SIGNATURE

⑈62046314⑈ ⑆031202770⑆ 8013584806⑈

See Reverse Side For Easy Opening Instructions

American Water

PO Box 5600
Cherry Hill, NJ 08034



Zemer Hammon-Sheriff of Owen County
PO Box 496
Owenton KY 40359

2008 Property Taxes- Kentucky - American Water Company

State	County	District	Municipal/School Dist Type	Tax	Real or P Prop.	Payee	Vendor #	GL Acct#	2008 Amt	Date
				1-county						
				2-township						
				3-boro/city						
				4-school district						
				5-other						
				P-Purta						
KY	Owen			1,4	R	Zemer Hammon Sheriff of Ow	40001903	120205.236151	124071.25	15-Jan
KY	Owen			1,4	P Prop	Zemer Hammon Sheriff of Ow	40001903	120205.236151	198465.44	15-Jan
									Total=	322536.69

1/4/2008 Order # 158980

[Handwritten Signature]
1/10/08

File Edit Functions Help

Whse or Dept 12
 Order Date 01/04/08
 Cancel Date
 G/L Date 01/04/08
 Order Number 158980 OC

Action Code A
 Supplier # 40001903 Owen County - REMIT
 Ship To 50070028 Kentucky American Water C
 Requested 01/04/08 Account Number
 Promised 01/04/08 Subl/WO# Amount 322,536.69
 Cost Rule Skip To Line #

Enter 'Y' to Record Order

Account Number	Description	Code	Extended Cost	0
120205236151	Owen cnty prop tax	TLOS	322,536.69	

FG=Summary F15=PD Header F24=More Keys Opt: 1=Detail 3=Text 9=De

OK Cancel Help

[Handwritten signature]
1/9/08

[Handwritten signature]
1/10/08

61A255 (1-06)
Commonwealth of Kentucky
DEPARTMENT OF REVENUE



PUBLIC SERVICE COMPANY
PROPERTY TAX STATEMENT

Bill No. _____
GNC No. 0060080 Type Co. W
Date 12/15 20 07

For County, School or Special Taxes
Assessment for 20 07 Taxes

Return Tax Payment To Sheriff:
Zemer Hammond
202 N. Madison
Chenota, Ky 40359
 County Clerk Oliver
 Telephone Number 502-484-2213

Name Kentucky American Water Co.
 Name Gary A Kentments
 Address 2300 Richmond Rd
 Address _____
 City, State, ZIP Code Lexington, Ky 40502-1308

Name of District County/School/Specials	Assessed Value Real Estate	Real Estate Rate Per \$100 Value	Multi- plier See Reverse	Tax Due Real Estate	Assessed Value Tangible	Tangible Rate Per \$100 Value	Multi- plier See Reverse	Tax Due Tangible	Total Real and Tangible Tax Due
<u>Chenota General</u>	<u>31,597,219.00</u>	<u>.3300</u>		<u>104,270.82</u>	<u>4,060,794.00</u>	<u>.4876</u>		<u>19,800.43</u>	<u>124,071.25</u>
<u>Chenota School</u>	<u>31,597,219.00</u>	<u>.551</u>		<u>174,100.68</u>	<u>4,060,794.00</u>	<u>.6000</u>		<u>24,364.76</u>	<u>198,465.49</u>

Total District Tax \$ 322,536.69

Important: See Reverse

American Water

PO Box 5600
Cherry Hill, NJ 08034
INVOICE NO.
00141092 011008

A/P Phone 1-866-777-8426 (Opt. 2,0,1,2)
COMPANY NO./NAME
12 Kentucky AWW

REMARKS
Sadieville prop tax 07

Check No. - 62046316
Check Date - 01/11/08
Stub 1 of 1

INVOICE AMOUNT
820.57

820.57

50060895 City of Sadieville

CHECK CONTAINS A VOID PANTOGRAPH, MICROPRINT BORDER, CHEMICAL REACTANTS AND A WATERMARK ON BACK - HOLD AT AN ANGLE TO VIEW

American Water

PO Box 5600
Cherry Hill, NJ 08034

PNC BANK, NA
NEW JERSEY

55-277
312

NO. 62046316

DATE 01/11/08

EIGHT HUNDRED TWENTY AND 57/100 *****

\$*****820.57

VOID AFTER 90 DAYS

PAY TO THE
ORDER OF :

City of Sadieville
PO Box 129
Sadieville KY 40370



[Handwritten Signature]
AUTHORIZED SIGNATURE

⑈62046316⑈ ⑆031202770⑆ 8013584806⑈

See Reverse Side For Easy Opening Instructions

American Water

PO Box 5600
Cherry Hill, NJ 08034



City of Sadieville
PO Box 129
Sadieville KY 40370

2008 Property Taxes- Kentucky - American Water Company

State	County	District	Municipal School District	Tax Type	Real or Prop.	Payee	Vendor #	GL Acct#	2008	
									Amt	Date
				3	R	City of Sadieville	50060895	120205.236151	750.84	2-Jan
KY	Scott		Sadieville							
KY	Scott		Sadieville	3	P Prop	City of Sadieville	50060895	120205.236151	69.73	2-Jan
								Total=	820.57	

1/2/2008 Order # 158859



INVOICE

P.O. Box 129, 605 Pike Street
 Sadieville, Kentucky 40370
 Phone: (502) 857-4576; Fax: (502) 857-4555
 Email: sadievilleky@bellsouth.net

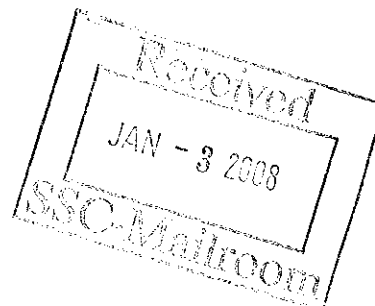
Invoice # 2007-1

Date: 12/31/07

BILL TO:
 Kentucky American Water Company
 ATTN: Gary Akmentins
 2300 Richmond Road
 Lexington, Kentucky 40502

DESCRIPTION			AMOUNT
PERSONALTY TAX (PAID WITHIN 60 DAYS)	23.64 per 100	30101 assessment	\$ 71.16
2% DISCOUNT IF PAID WITHIN 30 DAYS (BY DEC 20 TH)			\$ 69.73
5% PENALTY AFTER 60 DAYS			\$ 74.72
10% PENALTY AFTER 90 DAYS			\$ 78.28
FACE VALUE			\$ 71.16
TOTAL			\$ 71.16

Make all checks payable to: City of Sadieville. If you have inquiries, please call the City Clerk/Treasurer at (502) 857-4576.





CITY OF SADIEVILLE

INVOICE

P.O. Box 129, 605 Pike Street
 Sadieville, Kentucky 40370
 Phone: (502) 857-4576; Fax: (502) 857-4555
 Email: sadievilleky@bellsouth.net


Invoice # 2007-1

Date: 12/31/07

BILL TO:
 Kentucky American Water Company
 ATTN: Gary Akmentins
 2300 Richmond Road
 Lexington, Kentucky 40502

DESCRIPTION			AMOUNT
REAL ESTATE TAX (PAID WITHIN 60 DAYS)	14.52 per 100	527663 assessment	\$ 766.17
2% DISCOUNT IF PAID WITHIN 30 DAYS (BY DEC 20 TH)			\$ 750.84
5% PENALTY AFTER 60 DAYS			\$ 804.48
10% PENALTY AFTER 90 DAYS			\$ 842.79
		FACE VALUE	\$ 766.17
		TOTAL	\$ 766.17

Make all checks payable to: *City of Sadieville*. If you have inquiries, please call the City Clerk/Treasurer at (502) 857-4576.



COUNTY CLERK'S ASSESSMENT CERTIFICATE

To City of Sadieville

The Following is the assessed value of the real estate, Tangible Personalty, and Franchise of the
Kentucky American Water co Gary Akmentins

2300 Richmond Road Lexington, KY 40502 for

the year 2007 as certified to the Clerk of the Scott County Court by the Department of
Revenue. Same is for _____

TANGIBLE

Mileage	state tax only Mfg. Machinery	Real estate (Including Franchise)	Personalty (including Franchise)
		527,663.00	30,101.00

City of Sadieville

I, Jackie Covington Clerk of the Scott County Court, in the State of

Kentucky do hereby certify that the foregoing is a true and correct copy of the assessed value of the

Kentucky American Water Co as

appears from the records of my office.

Witness my hand this the 27th day of December 2006 7

Jackie Covington Clerk

Scott County, Ky.

By [Signature] D.C.

Recd
- 3 2008
[Stamp]

Purchase Order Detail (4311G)

File Edit Functions Help

Whse or Dept 12
Order Date 01/02/08
Cancel Date
G/L Date 01/02/08
Order Number 158859 00

Action Code A
Supplier # 50060885 Sedieville City of (Prop
Ship To 50070028 Kentucky American Water C
Requested 01/02/08 Account Number
Promised 01/02/08 SubjWO# Amount 820.57
Cost Rule Skip To Line #

Enter "Y" to Record Order

Account Number	Description	Code	Extended Cost	0
120205.236151	Sadieville prop tax 07	TL09	820.57	

F6=Summary F15=PO Header F24=More Keys Dpt: 1=Detail 3=Text 9=De

Taskbar: Sedieville p... 5: Text (e)... 10: Microso... 2: Aw9rt

Handwritten signature and date:
1/10/08

American Water

PO Box 5600
Cherry Hill, NJ 08034
INVOICE NO.
00141097 011008

A/P Phone 1-866-777-8426 (Opt. 2,0,1,2)
COMPANY NO./NAME
12 Kentucky AWW

REMARKS

Scott cnty prop tax

Check No. - 62046311
Check Date - 01/11/08
/Stub 1 of 1

INVOICE AMOUNT
154,087.79

154,087.79

7007 0710 0003 8731 6994

12000428 Scott County Sheriff

CHECK CONTAINS A VOID PANTOGRAPH, MICROPRINT BORDER, CHEMICAL REACTANTS AND A WATERMARK ON BACK -- HOLD AT AN ANGLE TO VIEW

American Water

PO Box 5600
Cherry Hill, NJ 08034

PNC BANK, NA
NEW JERSEY

55-277
312

NO. 62046311

DATE 01/11/08

ONE HUNDRED FIFTY FOUR THOUSAND EIGHTY SEVEN AND 79/100 *****

***154,087.79
VOID AFTER 90 DAYS

PAY TO THE
ORDER OF :

Scott County Sheriff
119 N Hamilton St
Georgetown KY 40324

AUTHORIZED SIGNATURE

⑈ 62046311 ⑈ ⑆ 031202770 ⑆ 8013584806 ⑈

See Reverse Side For Easy Opening Instructions

American Water

PO Box 5600
Cherry Hill, NJ 08034



Scott County Sheriff
119 N Hamilton St
Georgetown KY 40324

Accu-Seal Patent 4,918,128 - 5,253,798 - 5,785,242 - 5,829,670

Solutions for Business - 908-387-8050

2008 Property Taxes - Kentucky - American Water Company

State	County	District	MunicipalSchool	Dist	Tax Type	Real or P Prop.	Payee	Vendor #	GL Acct#	2008	27-Jan
					1,4	R	Scott County Sheriff	12000428	120205.236151	123851.44	27-Jan
					1,4	P Prop	Scott County Sheriff	12000428	120205.236151	30236.35	27-Jan
										Total=	154087.79

1/10/2008 Order# 159676

File Edit Functions Help

Whse or Dept 12
Order Date 01/10/08
Cancel Date
G/L Date 01/10/08
Order Number 159676 OC

Action Code A
Supplier # 12000428 Scott County Sheriff
Ship To 50070028 Kentucky American Water C
Requested 01/10/08 Account Number
Promised 01/10/08 Sub/WO# Amount 154,087.79
Cost Rule Skip To Line #

Enter 'Y' to Record Order

Account Number	Description	Code	Extended Cost	O
120005236151	Scott county prop tax	TL09	154,087.79	

F6=Summary F15=PO Header F24=More Keys Opt: 1=Detail 3=Text 9=De ?

OK Cancel Help

JP
1/10/08

BILL NO 0000754 000608008
 GNC NO 006080 TYPE CO. W
 DATE 12/27/2007

PUBLIC SERVICE COMPANY
 PROPERTY TAX STATEMENT
 For County, School or Special Taxes
 Assessment for 2007 Taxes

61A255 (1-06)
 Commonwealth of Kentucky
 DEPARTMENT OF REVENUE

Return Tax Payment to Sheriff
 SCOTT COUNTY SHERIFF
 SCOTT COUNTY
 120 N HAMILTON STREET
 GEORGETOWN, KY 40324
 County Clerk JACKIE COVINGTON
 Telephone Number

Name KENTUCKY AMERICAN WATER CO.
 Name
 Address GARY AKMENTINS
 Address 2300 RICHMOND ROAD
 LEXINGTON KY 40502

Name of District County/School/Specials	Assessed Value	Real Estate Rate	Multi- plier	Tax Due Real Estate	Assessed Value	Tangible Rate	Multi- plier	Tax Due Tangible	Total Real and Tangible Tax Due
REAL ESTATE CNTY	22,175,728	.06100		13,527.19	4,634,636	.09930		4,602.19	13,527.19
REAL ESTATE SCHL	22,175,728	.39700		88,037.64	4,634,636	.39700		18,399.50	88,037.64
REAL ESTATE HLTH	22,175,728	.02900		6,430.96	4,634,636	.02900		1,344.04	6,430.96
REAL ESTATE LIB	22,175,728	.05700		12,640.17	4,634,636	.10340		4,792.21	12,640.17
REAL ESTATE EXT	22,175,728	.01450		3,215.48	4,634,636	.02370		1,098.41	3,215.48
TANGIBLE CNTY									4,602.19
TANGIBLE SCHL									18,399.50
TANGIBLE HLTH									1,344.04
TANGIBLE LIB									4,792.21
TANGIBLE EXT									1,098.41
									<u>154,087.79</u>

Signed Jackie Covington Clerk

f=

American Water

PO Box 5600
Cherry Hill, NJ 08034
INVOICE NO.
00141095 011008

A/P Phone 1-866-777-8426 (Opt. 2,0,1,2)

COMPANY NO./NAME
12 Kentucky AWW

REMARKS

Scott Cnyt prop Real tax

Check No. - 62046312
Check Date - 01/11/08
Stub 1 of 1

INVOICE AMOUNT
3,360.06

3,360.06

12001110 City of Georgetown

CHECK CONTAINS A VOID PANTOGRAPH, MICROPRINT BORDER, CHEMICAL REACTANTS AND A WATERMARK ON BACK - HOLD AT AN ANGLE TO VIEW

American Water

PO Box 5600
Cherry Hill, NJ 08034

PNC BANK, NA
NEW JERSEY

55-277
312

NO. 62046312

DATE 01/11/08

THREE THOUSAND THREE HUNDRED SIXTY AND 06/100 *****

\$*****3,360.06

VOID AFTER 90 DAYS

PAY TO THE
ORDER OF :

City of Georgetown
Office of City Clerk
100 Court St
Georgetown KY 40324

[Handwritten Signature]

AUTHORIZED SIGNATURE



⑈62046312⑈ ⑆031202770⑆ 8013584806⑈

See Reverse Side For Easy Opening Instructions

American Water

PO Box 5600
Cherry Hill, NJ 08034



City of Georgetown
Office of City Clerk
100 Court St
Georgetown KY 40324

Accu-Seal - Patent 4,918,128 - \$253,798 - 5,785,242 - \$829,670

Solutions for Business - 908-387-8950

2008 Property Taxes- Kentucky - American Water Company

- 1-county
- 2-township
- 3-boro/city
- 4-school district
- 5-other
- P-Purta

State	County	District	MunicipalSchool	Dist	Tax Type	Real or P Prop.	Payee	Vendor #	GL Acct#	2008 Amt	Date
KY	Scott	Georgetown	Georgetown	3	3	R	City of Georgetown	12001110	120205.236151	2820.9	27-Jan
KY	Scott	Georgetown	Georgetown	3	3	P Prop	City of Georgetown	12001110	120205.236151	539.16	27-Jan

Total= 3360.06

1/10/2008 Order # 159581

COUNTY CLERK'S ASSESSMENT CERTIFICATE

FRYE PRINTING CO.

To City of Georgetown

The Following is the assessed value of the real estate, Tangible Personalty, and Franchise of the
Kentucky American Water Co Gary Akmentins
2300 Richmond Road Lexington, KY 40502 for
the year 2007 as certified to the Clerk of the Scott County Court by the Department of
Revenue. Same is for _____

TANGIBLE

MAKE CHECKS PAYABLE
& SEND TO:

CITY OF GEORGETOWN
OFFICE OF CITY CLERK
100 COURT STREET
GEORGETOWN, KY 40324

Mileage	state tax only Mfg. Machinery	Real estate (Including Franchise)	Personalty (including Franchise)
		5,756,939.00	2,867,826.00
		.049	.0188
		<u>\$ 2,820.90</u>	<u>\$539.16</u>

City of Georgetown

Balance Due \$ 3,360.06

I, Jackie Covington Clerk of the Scott County Court, in the State of _____

Kentucky do hereby certify that the foregoing is a true and correct copy of the assessed value of the
Kentucky American Water Co as
appears from the records of my office.

Witness my hand this the 27th day of December 2007

Jackie Covington Clerk

Scott County, Ky.

By J Wagoner, D.C.

File Edit Functions Help

Whse or Dept 12
Order Date 01/10/08
Cancel Date
G/L Date 01/10/08
Order Number 159581 OC

Action Code
Supplier # 12001110 Georgetown City of-PO/REM
Ship To 50070028 Kentucky American Water C
Requested 01/10/08
Promised 01/10/08
Cost Rule

Account Number
Subl/WO# Amount 3,360.06
Skip To Line #

Account Number	Description	Code	Extended Cost	0
120205.236151	Scott Cnvt prop Real tax	TL09	3,360.06	

F6=Summary F15=PO Header F24=More Keys Opt: 1=Detail 3=Text 9=De

OK Cancel Help

[Handwritten signature]
1/16/08

American Water

PO Box 5600
Cherry Hill, NJ 08034
INVOICE NO.

00741093 011008

A/P Phone 1-866-777-8426 (Opt. 2,0,1,2)

COMPANY NO./NAME
12 Kentucky AWW

REMARKS

Woodford cnty prop tax

Check No. - 62046313

Check Date - 01/11/08

Stub 1 of 1

INVOICE AMOUNT

6,991.70

6,991.70

7007 0710 0003 8731 7045

12004112 WOODFORD COUNTY SHERIFF DEPT

CHECK CONTAINS A VOID PANTOGRAPH, MICROPRINT BORDER, CHEMICAL REACTANTS AND A WATERMARK ON BACK — HOLD AT AN ANGLE TO VIEW

American Water

PO Box 5600
Cherry Hill, NJ 08034

PNC BANK, NA
NEW JERSEY

55-277
312

NO. 62046313

DATE 01/11/08

SIX THOUSAND NINE HUNDRED NINETY ONE AND 70/100 *****

PAY TO THE
ORDER OF :

WOODFORD COUNTY SHERIFF DEPT
JOHN COYLE SHERIFF
103 SOUTH MAIN ST
VERSAILLES KY 40383

\$*****6,991.70

VOID AFTER 90 DAYS

[Handwritten Signature]
AUTHORIZED SIGNATURE



⑈62046313⑈ ⑆031202770⑆ 8013584806⑈

See Reverse Side For Easy Opening Instructions

American Water

PO Box 5600
Cherry Hill, NJ 08034



WOODFORD COUNTY SHERIFF DEPT
JOHN COYLE SHERIFF
103 SOUTH MAIN ST
VERSAILLES KY 40383

2008 Property Taxes - Kentucky - American Water Company

- 1-county
- 2-township
- 3-boro/city
- 4-school district
- 5-other
- P-Purta

State	County	District	Municipal/School	Dist Type	Tax	Real or P Prop.	Payee	Vendor #	GL Acct#	2008	
										Amt	Date
KY	Woodford	Woodford	Woodford	1,4	1,4	R	Woodford County Sheriff Dept	12004112	120205.236151	4862.22	3-Jan
KY	Woodford	Woodford	Woodford	1,4	1,4	P Prop	Woodford County Sheriff Dept	12004112	120205.236151	707.04	3-Jan
KY	Woodford	Woodford	Woodford	5	5	P Prop	Woodford County Sheriff Dept	12004112	120205.236151	1422.44	3-Jan
Total=										6991.7	

1/3/2008 Order # 158953

Return Payment to: Sheriff Wayne Wright Woodford County 103 S. Main Street Versailles, Ky 40383		PUBLIC SERVICE COMPANY			Bill No. _____	
		PROPERTY TAX STATEMENT				
		Assessment for 2007 Taxes			Date _____	
PAYMENT INSTRUCTIONS						
ADDRESS		This statement for public service company property taxes is due and payable 30 days after notice (KRS 136.050 (2)). No discount is allowable for early payment. If not paid within 30 days, a 10 percent penalty plus a 10 percent sheriff's add-on fee (KRS 134.430 (3)) of total tax and interest at the tax interest rate per KRS 131.183 per annum applies. Make payment to sheriff of county named on statement.				
Name <u>Kentucky American Water</u>						
Street <u>Gray AK Mentiras</u>						
<u>2306 Richmond Rd.</u>						
<u>Lexington, Ky 40502-1308</u>						
PROPERTY CLASS	Rate Per \$100 Value	Assessed Value	County Tax	School Tax	Special Tax	
REAL EST RATE	County 0.0700 School 0.4800	927,928	\$649.55	\$4,454.05		
TANGIBLE RATE	County 0.0700 School 0.4970	82,125	\$57.49	\$408.16		
Library	0.0620	0.9870				\$1,057.71
Health	0.0200	0.0200				\$202.01
Extension	0.0155	0.0230				\$162.72
TOTALS BY TAXING DISTRICT			\$707.04	\$4,862.22	\$1,422.44	
Signed _____		County Clerk	TOTAL TAX.....		\$6,991.69	
Payment Received by _____		Sheriff	PENALTY (10 PERCENT OF TOTAL TAX IF NOT PAID WITHIN 30 DAYS.....)		\$699.17	
			(10 PERCENT SHERIFF'S ADD-ON.....)		\$699.17	
Date _____ BY _____		Deputy	INTEREST (THE TAX INTEREST RATE PER KRS 131.183 PER ANNUM IF NOT PAID WITHIN 30 DAYS		\$	
882125			TOTAL TAX, PENALTY & INTEREST		\$	
927928						
If there is a question regarding this bill, please contact Corine Woolums, Woodford Co Clerk at (859) 873-3421						

Purchase Order Detail (4311G)
File Edit Functions Help

Whse or Dept 12 ^
Order Date 01/03/08
Cancel Date
G/L Date 01/03/08
Order Number 158953 OC

Action Code A
Supplier # 12004112 WOODFORD COUNTY SHERIFF D
Ship To 50070028 Kentucky American Water C
Requested 01/03/08 Account Number
Promised 01/03/08 Subj/WO# Amount 6,991.70
Cost Rule Skip To Line #

Enter 'Y' to Record Order

Account Number	Description	Code	Extended Cost	0
120205236151	Woodford cnty prop tax	TLOS	6,991.70	

F6=Summary F15=PO Header F24=More Keys Opt: 1=Detail 3=Text 9=De

OK Cancel Help

JP
clidst

Check No. - 62045093

Check Date - 11/07/07

Stub 1 of 1

American Water

PO Box 5600
Cherry Hill, NJ 08034

A/P Phone 1-866-777-8426 (Opt. 2,0,1,2)

INVOICE NO.
00136767 110707

COMPANY NO./NAME
12 Kentucky AWW

REMARKS

KY Pers Prop Tax 2007

INVOICE AMOUNT

542,380.57

542,380.57

7007 0710 0003 8730 5424

12001072 Kentucky State Treasurer

CHECK CONTAINS A VOID FANTOGRAPH, MICROFIN, BORDER, CHEMICAL REACTANTS AND A WATERMARK ON BACK - HOLD AT AN ANGLE TO VIEW.

American Water

PO Box 5600
Cherry Hill, NJ 08034

PNC BANK, NA
NEW JERSEY

55-277
312

NO. 62045093

DATE 11/07/07

FIVE HUNDRED FORTY TWO THOUSAND THREE HUNDRED EIGHTY AND 57/100 *****

\$\$\$542,380.57

VOID AFTER 90 DAYS

PAY TO THE
ORDER OF :

Kentucky State Treasurer
Kentucky Revenue Cabinet
Frankfort KY 40619-0007



[Handwritten Signature]
AUTHORIZED SIGNATURE

⑈62045093⑈ ⑆031202770⑆ 8013584806⑈

American Water

PO Box 5600
Cherry Hill, NJ 08034



Kentucky State Treasurer
Kentucky Revenue Cabinet
Frankfort KY 40619-0007

Accrual - Patent # 918,128 - 5,253,798 - 5,785,342 - 5,459,670

Printed on Recycled Paper - 100% Recycled Paper - 100% Recycled Paper

2007 Property Taxes - Kentucky - American Water Company

- 1-county
- 2-township
- 3-boro/city
- 4-school district
- 5-other
- P-Purta
- Tax
- Real or P Prop.
- District
- Municipali School Dist.

2007	Amnt	Date
------	------	------

Payee Vendor # GL Acct#

KY taxpayer id=610485002 5 State Return Kentucky Department of Revenue/ 12001072 120205.236151 542,380.57 29-Nov
11/6/2007 Order # 154336 **total= 542,380.57**

Handwritten signature and date: 11/6/07

COMMONWEALTH OF KENTUCKY
DEPARTMENT OF REVENUE
FRANKFORT, KY 40619

NOTICE DATE 10/29/2007	ORIG NOTICE 10/15/2007	PERIOD 01/01/2007-12/31/2007	CASE 610485002035	TAX PUBLIC SERVICE COMPANY
NOTICE # 104387221	RETURN VAL# 000006080		TAXPAYER-ID 610485002	TAXPAYER NAME KENTUCKY AMERICAN WATER CO

FOR QUESTIONS REGARDING THIS NOTICE, PLEASE CONTACT:

JACK W THOMAS
DEPARTMENT OF REVENUE
STATION NUMBER 32
501 HIGH ST
FRANKFORT KY 40620

TEL: (502) 564-8175
FAX: (502) 564-8192
OFFICE HOURS: 8:00 A.M. TO 5:00 P.M. EASTERN TIME

EXPLANATION OF NOTICE

THE PUBLIC SERVICE COMPANY RETURN WAS RECEIVED AND THE
PROPERTY TAX DUE HAS BEEN CALCULATED. LOCAL PROPERTY
TAXES WILL BE BILLED SEPARATELY BY LOCAL JURISDICTIONS.
KRS 136.180(2)

TAX LIABILITY	TAX LIABILITY
	542,380.57
TOTAL LIABILITY	TOTAL LIABILITY
	542,380.57
TOTAL DUE:	TOTAL AMOUNT OF TAX 542,380.57
	TOT 542,380.57
	BALANCE DUE 542,380.57

<<<< EXPLANATION OF NOTICE CONTINUED ON NEXT PAGE >>>>

DETACH VOUCHER AND RETURN WITH PAYMENT. MAKE CHECK PAYABLE TO KENTUCKY STATE TREASURER.

NOTICE OF TAX DUE

00054238057

VALIDATING NUMBER	CASE NUMBER
000006080	610485002035

#BWNCSLW
#07ATK 1844 110032 3#

* TOTAL DUE AS OF: *
* 11/29/2007 *

\$542,380.57

KENTUCKY AMERICAN WATER CO
GARY AKMENTINS / THOMAS SPITZ
2300 RICHMOND RD
LEXINGTON KY 40502

ENTER AMOUNT PAID:

542,380.57

10A5009911 KENTUCKY DEPARTMENT OF REVENUE
FRANKFORT, KY 40619

99999 610485002 6 035 104387221 5 00054238057 20071231 8

EXPLANATION OF NOTICE, CONTINUED
TAXPAYER ID: 610485002
NOTICE NUMBER: 104387221

PAGE 2

ANY PROTEST MUST BE IN WRITING, STATING REASONS, AND BE FILED WITH THE DEPARTMENT OF REVENUE AT THE ADDRESS LISTED ON YOUR NOTICE OF ASSESSMENT BY 11/29/2007 OR YOU WILL LOSE ALL APPEAL RIGHTS

IMPORTANT REMINDER: INCLUDE YOUR TAXPAYER IDENTIFICATION NUMBER, TYPE OF TAX, AND TAX PERIOD ON ANY PAYMENT OR LETTER SENT TO THE DEPARTMENT OF REVENUE. THIS ENABLES THE DEPARTMENT OF REVENUE TO CORRECTLY CREDIT YOUR ACCOUNT FOR THE TAX PERIOD AND TYPE TAX FOR WHICH YOU INTENDED.

REPLY TO: JACK W THOMAS
DEPARTMENT OF REVENUE
STATION NUMBER 32
501 HIGH ST
FRANKFORT KY 40620

TEL: (502) 564-8175
FAX: (502) 564-8192
OFFICE HOURS: 8:00 A.M. TO 5:00 P.M. EASTERN TIME

File Edit Functions Help

Whse or Dept 12001
Order Date 11/06/07
Cancel Date
G/L Date 11/06/07
Order Number 154336 OC

Action Code A
Supplier # 12001072 Kentucky State Treasurer
Ship To 50070028 Kentucky American Water C
Requested 11/06/07 Account Number
Promised 11/06/07 Subl/WO# Amount 542,380.57
Cost Rule Skip To Line #

Enter 'Y' to Record Order

Account Number	Description	Code	Extended Cost	0
120205.236151	KY Pers Prop Tax 2007	TL09	542,380.57	

F6=Summary F15=PO Header F24=More Keys Opt: 1=Detail 3=Text 9=De ? |

OK Cancel Help

[Handwritten Signature]
11/06/07

Functions Tools Help

Address Number 12001072 Long Addr No _____
Alpha Name Kentucky State Treasurer ✓ Resp. Bus. Unit 1

Phone Number _____

Mailing Name Kentucky State Treasurer Search Type TX
Payables Y/N/M Y
Address Kentucky Revenue Cabinet Receivables Y/N N
Employee Y/N N
User Code N
Subdgr Inact _____
Eff Date 01/01/98

Postal Code 40619-0007 City Frankfort
State KY Kentucky
Country USA
County _____

F2=Fmt F5=Who F11=CIF Index F12=Phones F13=Add'l Info F24=More

**KENTUCKY-AMERICAN WATER COMPANY
FORECASTED PERIOD PSC FEES
CASE NO: 2008-00427**

TOTAL FORECASTED REVENUES (excluding AFUDC)	\$59,150,468
MULTIPLIED BY: AVERAGE PSC FEE	<u>0.16510%</u>
FORECASTED PSC FEE - ANNUAL	<u><u>\$97,657</u></u>
FORECASTED PSC FEE - MONTHLY	<u><u>\$8,138</u></u>

PSC FEE ASSESSMENT

		2008 Expense	2007 Expense	2006 Expense	AVERAGE
KENTUCKY STATE TREASURER		<u>\$84,603</u>	<u>\$83,611</u>	<u>\$82,347</u>	
OPERATING REVENUES:	2007	<u>\$52,778,218</u>			
	2006		<u>\$49,010,147</u>		
	2005			<u>\$50,119,619</u>	
PSC Average Rate		<u>0.160299%</u>	<u>0.170600%</u>	<u>0.164300%</u>	<u>0.1651%</u>

REVIEW NOTES	CALENDAR ITEM #
KY AW - 00.12	
RETURN / TAX TYPE: Public Service Commission	ONLINE FILING YES <input type="checkbox"/> NO <input checked="" type="checkbox"/>
TAX PERIOD: 7/08 - 6/09	FILED ONLINE: DATE
DUE DATE: (07/31/08) 7-5-08	PAY TYPE <input checked="" type="checkbox"/> CHECK <input type="checkbox"/> ACH
PREPARER: Phillip Yang	
DATE COMPLETED (SUBMITTED): 7-9-08	
REVIEWED BY: [Signature]	DOCUMENTATION: <input type="checkbox"/> Disbursement by Originator <input type="checkbox"/> Review Notes <input type="checkbox"/> Check / ACH Confirmation <input type="checkbox"/> Disbursement Request <input type="checkbox"/> Disbursement Accounting - Screen Print <input type="checkbox"/> Return / Letter / Online Filing Confirmation <input type="checkbox"/> Work papers <input type="checkbox"/> Source Docs
DATE REVIEWED: July 9, 2008	
DATE MAILED: 7/10/08	
CALENDAR UPDATED: [Signature]	

LINE #	W/P OR REFERENCE	QUESTION	DISPOSITION
			on 08/05/08 2:20pm (EST) Called Judy Stephenson to confirm Due Date "07/31/08" [Signature]

Check No. - 62049386

Check Date - 07/10/08

Stub 1 of 1

INVOICE AMOUNT

84,603.48

84,603.48

American Water

PO Box 5600

Cherry Hill, NJ 08034

INVOICE NO.

00156352 071008

A/P Phone 1-866-777-8426 (Opt. 2,0,1,2)

COMPANY NO./NAME

12 Kentucky AWW

REMARKS

KY Annual PSC 7/08-6/09

7007 0710 0003 8704 6976

12001072 Kentucky State Treasurer

CHECK CONTAINS AVOID PARTICLES, MICROBIAL GROWTH, CHEMICAL REACTANTS AND A WATERMARK. GORE BACK TO DONOR ANY INQUIRY TO THE

American Water

PO Box 5600

Cherry Hill, NJ 08034

PNC BANK, NA
NEW JERSEY

55-277
312

NO. 62049386

DATE 07/10/08

EIGHTY FOUR THOUSAND SIX HUNDRED THREE AND 48/100 *****

PAY TO THE

ORDER OF :

Kentucky State Treasurer
Kentucky Revenue Cabinet
Frankfort KY 40619-0007

\$****84,603.48

VOID AFTER 90 DAYS

[Handwritten Signature]
AUTHORIZED SIGNATURE

⑈62049386⑈ ⑆031202770⑆ 8013584806⑈

American Water

PO Box 5600

Cherry Hill, NJ 08034



Kentucky State Treasurer
Kentucky Revenue Cabinet
Frankfort KY 40619-0007

COMMONWEALTH OF KENTUCKY
DEPARTMENT OF REVENUE
FRANKFORT, KY 40619

NOTICE DATE 06/17/2008	PERIOD 07/01/2008-06/30/2009	CASE 000015800033	TAX PUBLIC SERVICE COMMISSION ASSESSMENT
NOTICE # 104642475	RETURN DUE 07/31/2008	TAXPAYER-ID 000015800	TAXPAYER NAME KENTUCKY AMERICAN WATER CO

EXPLANATION OF NOTICE

ANNUAL PUBLIC SERVICE COMMISSION ASSESSMENT FOR THE ABOVE PERIOD.

MESSAGES: PENALTIES PROVIDED PER KRS 278.990(3) INCLUDE \$1,000, PLUS \$25 PER DAY FOR EACH DAY THE ASSESSMENT REMAINS UNPAID. KRS 131.440(1)(A) IMPOSES A COST OF COLLECTION FEE FOR TWENTY-FIVE PERCENT (25%) ON ALL ASSESSMENTS WHICH ARE OR BECOME DUE AND OWING TO THE DEPARTMENT. IF THE AMOUNT DUE IS NOT PAID BY JULY 31, 2004, THESE PENALTIES AND FEES MAY BE ADDED TO THIS ASSESSMENT AND REFERRED FOR ENFORCED COLLECTION ACTION.

QUESTIONS CONCERNING THIS ASSESSMENT MAY BE DIRECTED TO THE PUBLIC SERVICE COMMISSION, 211 SOWER BOULEVARD, PO BOX 615, FRANKFORT, KENTUCKY 40602, TELEPHONE NUMBER (502) 564-3940. KRS 278.130 PROVIDES FOR THE ANNUAL ASSESSMENT OF PUBLIC SERVICE COMPANIES.

GROSS INTRASTATE RECEIPTS

52,778,218.00

TAX LIABILITY

TAX LIABILITY
84,603.48

TOTAL LIABILITY

TOTAL LIABILITY
84,603.48

<<<< EXPLANATION OF NOTICE CONTINUED ON NEXT PAGE >>>>

DETACH VOUCHER AND RETURN WITH PAYMENT. MAKE CHECK PAYABLE TO KENTUCKY STATE TREASURER .

NOTICE OF TAX DUE

CASE NUMBER

00008460348

000015800033

#BWNCSLW
#086GK 4759 111013 4#

* TOTAL DUE AS OF: *
* 07/01/2008 *

\$84,603.48

KENTUCKY AMERICAN WATER CO
* AKA KENTUCKY AMERICAN WATER
NICK O ROWE, PRESIDENT
2300 RICHMOND ROAD
LEXINGTON KY 40502

ENTER AMOUNT PAID:

84,603.48

10A5009911

KENTUCKY DEPARTMENT OF REVENUE
FRANKFORT, KY 40619

99999 000015800 6 033 104642475 8 00008460348 20090630 5

EXPLANATION OF NOTICE, CONTINUED
TAXPAYER ID: 000015800
NOTICE NUMBER: 104642475

PAGE 2

TOTAL DUE AS OF: 07/01/2008

	TOTAL AMOUNT OF
TAX	84,603.48
TOT	

BALANCE DUE
84,603.48

PLEASE RETURN THE NOTICE OF TAX DUE STUB WITH PAYMENT TO:
DEPARTMENT OF REVENUE, FRANKFORT, KENTUCKY 40619.

IMPORTANT REMINDER: INCLUDE YOUR TAXPAYER IDENTIFICATION NUMBER, TYPE OF TAX, AND TAX PERIOD ON ANY PAYMENT OR LETTER SENT TO THE DEPARTMENT OF REVENUE. THIS ENABLES THE DEPARTMENT OF REVENUE TO CORRECTLY CREDIT YOUR ACCOUNT FOR THE TAX PERIOD AND TYPE TAX FOR WHICH YOU INTENDED.

REPLY TO: JUDY STEPHENSON
DEPARTMENT OF REVENUE
STATION NUMBER 62
501 HIGH STREET
P O BOX 181
FRANKFORT KY 40602

TEL: (502) 564-9280
FAX: (502) 564-3393
OFFICE HOURS: 8:00 A.M. TO 5:00 P.M. EASTERN TIME

NOTICE REQUIREMENT FOR INTERNET POSTING

IF YOUR TAX LIABILITY REMAINS UNPAID FOR MORE THAN 90 DAYS AFTER THE DATE OF THIS ORIGINAL NOTICE, THE DEPARTMENT OF REVENUE MAY POST YOUR NAME AND THIS LIABILITY FOR PUBLIC INSPECTION, INCLUDING POSTINGS IN YOUR LOCAL NEWSPAPER AND/OR ON THE INTERNET. HOWEVER, IF YOU NOTIFY THE DEPARTMENT IN WRITING DURING THIS PERIOD OF ANY OF THE FOLLOWING, THE DEPARTMENT MUST EXCLUDE YOUR NAME FROM ANY PUBLIC POSTING:

1. YOU HAVE AN APPEAL PENDING OR INTEND TO FILE AN APPEAL PURSUANT TO KRS 131.110 ET SEQ. WITH RESPECT TO THIS LIABILITY;
2. YOU ARE CURRENTLY PAYING THIS TAX LIABILITY THROUGH A VALID PAY AGREEMENT;
3. THE DEPARTMENT IS REVIEWING OR ADJUSTING THIS TAX LIABILITY;
4. YOU ARE IN BANKRUPTCY AND THE AUTOMATIC STAY IS STILL IN EFFECT.

ADDITIONALLY, A TAXPAYER'S NAME WILL BE EXCLUDED OR REMOVED FROM ANY PUBLIC POSTING IN THE EVENT THE DEPARTMENT IS NOTIFIED IN WRITING THAT THE TAXPAYER IS DECEASED.

PLEASE PROVIDE WRITTEN BASIS FOR EXCLUSION TO THE **DIVISION OF COLLECTIONS, P.O. BOX 491, FRANKFORT, KY 40602**, OR E-MAIL IT TO **KRC.WEBRESPONSENOTICEOFTAXDUE@KY.GOV.**

NOTICE OF INTENT TO OFFSET

IF ANY PORTION OF YOUR LIABILITY REMAINS UNPAID AFTER 60 DAYS FROM THE DATE OF THIS NOTICE, THE DEPARTMENT MAY SUBMIT YOUR DEBT TO THE TREASURY OFFSET PROGRAM (TOP). ONCE YOUR DEBT IS SUBMITTED TO TOP FOR OFFSET, THE UNITED STATES DEPARTMENT OF TREASURY MAY REDUCE OR WITHHOLD ANY OF YOUR ELIGIBLE FEDERAL TAX REFUNDS OR VENDOR PAYMENTS BY THE AMOUNT OF YOUR DEBT. THESE OFFSET PROCESSES ARE AUTHORIZED BY 31 U.S.C. 3716, 24 U.S.C. 6402, KRS 44.065 AND KRS 44.030.

Whse Dept 12001
 Order Date 07/09/08
 Cancel Date
 G/L Date 07/09/08
 Order Number 177359 OC

Action Code A
 Supplier # 12001072 Kentucky State Treasurer
 Ship To 50070028 Kentucky American Water C
 Requested 07/09/08 Account Number
 Promised 07/09/08 Sub/WO# Amount 84,603.48
 Cost Rule Skip To Line #

Enter 'Y' to Record Order

Account Number	Description	Code	Extended Cost	0
130285 165500	KY Annual PSC 700-689	T1.07	84,603.48	

Handwritten signature and date: July 9, 2008

Office or Dept 12881
 Order Date 07/09/08
 Cancel Date
 Order Number 177359 1001

Supplier 12801072 Kentucky State Treasurer
 Ship To 58878020 Kentucky American Water Co
 Buyer
 Carrier
 Requested 07/09/08 Hold Code Pricing Group
 Promised Deliver 07/09/08 FOB/Handlg Code Print Message
 Order Taken By Payment Terms DUR Approval Route TAR-XX
 Order Placed By YONGP Cost Rule
 Tex Expl Code Eval. Receipt N
 Tax Rate/Area Snd Mthd/Pay Ins
 Certificate
 Requestor Phone
 Reference
 Delivery Instr

F17=Order Address Information F24=More Keys MW

Kentucky - American Water Co.
Company No. 12
Tax Reconciliation
Tax Year 2008
For the year end 12/31/08

Account # 165300 - Prepaid PUC/PSC Assessments

Account Description
KY-AW PUC/PSC

Facility Name	Unit	Period Covered	Total Balance	JDEdwards G/L 3/31/2008 Rollforward	Apr-08	May-08	Jun-08	Total 2008	Proposed Balance	JDE Total	+/-
Admin. & Gen.	120105	7/1/07-	83,611.31	41,805.66				41,805.66			
Payment		6/30/08		0.00				0.00			
Amortization			6,967.61	(20,902.83)	(6,967.61)	(6,967.61)	(6,967.61)	(41,805.66)	0.00	0.00	0.00
				20,902.83	(6,967.61)	(6,967.61)	(6,967.61)	0.00	0.00	0.00	0.00

*Received bills for PUC assessment \$84,603.48 paid in July 08. Need change the recurring entry for July 08 from \$6,967.61 to \$7,050.69.

Prepared By: _____ Date: 7/3/2008
Journal Entries Needed: NO Date: _____
Reviewed By: _____ Date: _____

Details:
Backup Found (Electronic Copy)
Journal Entry: Recurring
GL Accounts 120105.165300
120105.685100

[D4105] - Voucher Entry Functions Tools Help

POSTED

Supplier Number: 2001074
 Invoice Number: 00156352
 Amount: 84,603.48
 Date: 07/10/08
 G/L Date: 07/10/08
 Tax Amount: _____
 Taxable Amount: _____

Voucher/Type/Co: 41958575 PS 00012
 Kentucky State Treasurer
 Business Unit: 120205
 Payment Terms: DUR Pmt Instr
 Company: 00012
 Tax Expl Code: _____
 Tax Area: _____
 Serv/Tax Date: 07/10/08

Prev Voucher: _____

Remaining Amount: _____ Batch Number: 4201436

..... Payment Schedule

Pay Itm	Gross Amount	Discount Available	Payment Remark	Disc Due Date	P S
001	84,603.48		KY Annual PSC 7/08-6/09	07/10/08	P

F4=Details F9=Name Srch F11=Addr Book F13=JE Inq F16=Ledger Inq F24=More MW

[04105] - Voucher Entry Functions Tools Help

POSTED Prev Voucher

Supplier Number Voucher/Type/Co 41353567 PS 00012
 Kentucky State Treasurer

Invoice Number 00096485 Business Unit 120205

Amount 82,346.53 Payment Terms DUR Pmt Instr

Date 07/14/06 Company 00012

G/L Date 07/14/06 Tax Expl Code

Tax Amount Tax Area

Taxable Amount Serv/Tax Date 07/14/06

Remaining Amount Batch Number 3742795

..... Payment Schedule

Pay Item	Gross Amount	Discount Avai lable	Payment Remark	Disc Due Date	P S
001	82,346.53		ky annual PSC 7/06-6/07	07/14/06	P

✓ ✗ ⓘ 📄 🔍 📁 📑 📌 📎 📏 📧 📧

F4=Details F9=Name Srch F11=Addr Book F13=JE Inq F16=Ledger Inq F24=More MW

[04105] - Voucher Entry

Functions Tools Help

POSTED

Supplier Number: [00125244] Voucher/Type/Co: [41627617] PS [00012] Prev Voucher

Invoice Number: [00125244] Kentucky State Treasurer

Amount: [83,611.31] Business Unit: [120205]

Date: [06/29/07] Payment Terms: [OUR] Pmt Instr

G/L Date: [06/29/07] Company: [00012]

Tax Amount: Tax Expl Code: Tax Area: Serv/Tax Date: [06/29/07]

Textable Amount: Taxable Amount: Tax Area: Serv/Tax Date: [06/29/07]

Remaining Amount: Batch Number: [3971751]

..... Payment Schedule

Pay Itm	Gross Amount	Discount Available	Payment Remark	Disc Due Date	P S
001	83,611.31		KY Annual PSC 7/07-6/08	06/29/07	P

F4=Details F9=Name Srch F11=Addr Book F13=JE Inq F16=Ledger Inq F24=More MW

1
01/21/08
11:49:36

American Water Works Company
Kentucky-American Water-Co 12
Total Company (USGAAP)
Income Statement Month & YTD
For the Period Ending 12/31/2007

Kentucky-American Water Co.

83500
GL012ISAGP
0001R

Description	December Actual	December Plan	December Variance	December Prior Year	Yr to Date Actual	Yr to Date Plan	Yr to Date Variance	Yr to Date December Prior Year	Annual Forecast
1 OPERATING REVENUES									
2 Water	4,122,133	4,461,816	339,683-	3,599,545	50,216,427	49,911,817	304,610	46,795,023	49,911,817
3 Sewer	28,140	22,260	5,880	26,955	340,120	277,659	62,461	302,652	277,659
4 Other	186,010	157,604	28,406	145,819	2,221,671	1,891,358	330,313	1,912,432	1,891,358
5 Management									
6 Total Revenues	4,336,283	4,641,680	305,397-	3,772,319	52,778,218	52,080,834	697,384	49,010,147	52,080,834
7 OPERATIONS & MAINTENANCE EXPENSE									
8 Labor	531,541	486,562	44,979	446,956	5,896,230	5,836,735	59,495	5,170,885	5,836,735
9 Purchased Water	15,376	40,500	25,124-	38,130	427,206	496,300	69,094-	506,628	496,300
10 Fuel & Power	213,669	230,279	16,610-	247,965	1,621,611	2,960,000	1,338,389-	638,270	2,960,000
11 Chemicals	137,583	124,876	12,707	95,161	1,891,688	1,590,118	301,570	1,435,887	1,590,118
12 Waste Disposal	17,004	17,800	796-	14,928	260,565	232,325	28,240	224,447	232,325
13 Management Fees	636,749	569,351	67,398	716,927	7,516,223	6,987,757	528,466	6,612,414	6,987,757
14 Group Insurance	94,306	137,821	43,515-	138,295	1,685,771	1,653,852	31,919	1,623,074	1,653,852
15 Pensions	28,096	37,977	9,881-	30,086	579,958	455,724	124,234	739,029	455,724
16 Regulatory Expense	43,086	74,530	31,444-	104,242	576,700	780,864	204,164-	647,754	780,864
17 Insurance Other Than Group	55,214	65,072	9,858-	104,242	1,425,214	1,386,901	38,313	1,399,605	1,386,901
18 Customer Accounting	96,008	118,669	22,661-	101,070	30,452	32,000	1,548-	52,237	32,000
19 Rents	3,146	2,500	646	24,028	30,452	32,000	1,548-	52,237	32,000
20 General Office Expense	49,332	32,687	16,645	68,378	463,222	479,085	15,863-	477,792	479,085
21 Miscellaneous	222,686	235,587	12,901-	613,576	2,245,208	2,044,851	200,357	3,176,346	2,044,851
25 Other Maintenance	463,624	196,977	266,647	199,679	2,235,322	2,740,291	504,969-	2,284,673	2,740,291
Total Maintenance & Operations Expense	2,607,420	2,373,188	234,232	3,026,451	28,235,415	29,082,334	846,919-	27,519,126	29,082,334
26 Depreciation	188,805	602,068	413,263-	618,619	6,287,030	6,874,214	587,184-	6,716,503	6,874,214
27 Amortization	42,007	34,215	7,792	40,477	504,092	93,512	410,580	459,264	410,580
28 General Taxes	289,949	237,746	52,203	21,699-	3,057,241	2,855,510	201,731	2,860,457	2,855,510
29 State Income Taxes	77,009	45,555	31,454	344,787	587,890	364,602	223,288	454,913	364,602
30 Federal Income Taxes	214,039	333,594	119,555-	475,161-	3,174,069	2,595,113	578,956	2,144,516	2,595,113
31 Tax Savings Acquisition Adjustment									
32 Total Operating Expenses	3,419,229	3,626,366	207,137-	3,533,474	41,845,737	42,182,353	336,616-	40,154,779	42,182,353
33 Total Operating Income	917,054	1,015,314	98,260	238,845	10,932,481	9,898,481	1,034,000	8,855,368	9,898,481
34 Utility Operating Income									
35 OTHER INCOME & DEDUCTIONS									
36 Non-Operating Rental Income									
37 Dividend Income-Common									
38 Dividend Income-Preferred									
39 Interest Income	107,776	56,815	50,961	2,213	127,120	681,063	127,120	2,213	681,063
40 AFUDC Equity	653	653	0	54,434-	842,835	161,772	161,772	273,684	161,772
41 M & J Miscellaneous Income									
42 Gain(Loss) on Disposition									
43 Total Other Income	108,429	56,815	51,614	36,406-	1,166,231	681,063	485,168	145,579	681,063
44 Miscellaneous Amortization									
45 Tax Savings Acquisition Adjustment									
46 Misc. Other Deductions	47,740	1,700	46,040	4,929	319,101	277,323	41,778	278,501	277,323
47 General Taxes	1,583-	140-	1,443-	5,513-	178	22,877-	23,055	28,426-	22,877-
48 State Income Taxes	19,603-	546-	19,057-	27,562-	1,406	89,055-	90,461	142,128-	89,055-
49 Federal Income Taxes	26,519	1,078	25,441	28,181-	320,250	166,159	154,101	107,418	166,159
50 Total Other Deductions	81,910	55,737	26,173	8,225-	845,971	514,904	331,067	38,161	514,904
51 Total Other Income	998,964	1,071,051	72,087-	230,620	11,778,452	10,413,385	1,365,067	8,893,529	10,413,385
52 Income Before Interest Charges									
53 INTEREST CHARGES									
54 Interest on Long-Term Debt	487,956	515,828	27,872-	418,324	4,651,663	5,686,455	1,034,792-	5,111,245	5,686,455
55 Amortization and Debt Expense	7,320	12,217	4,897-	6,073	75,059	131,465	56,396-	72,873	131,465
56 Interest-Short Term Bank Debt	63,304	6,697	56,607	37,878	1,415,522	291,367	1,124,155	408,695	291,367
57 Other Interest Expense									
58 AFUDC-Debt	50,643-	25,802-	24,841-	2,262-	384,442-	309,296-	75,146-	116,518-	309,296-
59 Total Interest Charges	507,937	508,940	1,003	523,575	5,719,637	5,799,991	80,354-	5,541,504	5,799,991
60 Net Income	491,027	562,111	71,084	252,955-	6,058,815	4,613,394	1,445,421	3,352,025	4,613,394
61 Preferred Dividend Declared	6,560	38,325	31,765-	6,515	78,773	459,900	381,127-	78,706	459,900
62 Net Income to Common Stock	484,467	523,786	39,319-	289,470-	5,980,042	4,153,494	1,826,548	3,273,319	4,153,494

83500
GL0012ISAGP
0001R

American Water Works Company
Kentucky-American Water-Co 12
Total Company (USGAAP)
Income Statement Month & YTD
For the Period Ending 12/31/2006

Kentucky-American Water Co.

	December Actual	December Plan	December Variance	December Prior Year	Yr to Date Actual	Yr to Date Plan	Yr to Date Variance	Yr to Date Prior Year	Annual Forecast
1 OPERATING REVENUES									
2 Water	3,599,545	4,090,150	490,605-	3,567,605	46,795,023	49,309,002	2,513,979-	48,260,315	49,309,002
3 Sewer	26,955	29,391	2,436-	20,358	302,692	352,692	50,000-	123,350	352,692
4 Other	145,819	145,633	186	139,375	1,912,432	1,747,596	164,836	1,735,954	1,747,596
5 Management									
6 Total Revenues	3,772,319	4,265,174	492,855-	3,727,338	49,010,147	51,409,290	2,399,143-	50,119,619	51,409,290
7 OPERATIONS & MAINTENANCE EXPENSE									
8 Labor	446,956	437,132	9,824	484,630	5,170,885	5,156,940	13,945	4,706,771	5,156,940
9 Purchased Water	38,130	41,750	3,620-	31,020	506,626	470,500	36,126	481,098	470,500
10 Fuel & Power	287,965	211,800	76,165	169,975	2,638,270	2,127,636	510,634	2,365,918	2,127,636
11 Chemicals	95,161	130,967	35,806-	131,750	1,495,897	1,348,523	147,364	1,212,790	1,348,523
12 Waste Disposal	141,928	15,400	126,528	324,447	253,117	253,117	0	292,070	253,117
13 Management Fees	716,927	521,000	195,927	762,487	6,612,414	6,254,000	358,414	5,912,684	6,254,000
14 Group Insurance	149,759	153,590	3,831-	139,429	1,644,303	1,824,563	180,260-	1,608,346	1,824,563
15 Pensions	65,022	67,006	1,984-	66,340	748,274	804,072	55,798-	782,335	804,072
16 Regulatory Expense	30,086	29,451	635	30,091	370,087	353,412	16,675	320,004	353,412
17 Insurance Other Than Group	105,003	41,824	63,179	38,737	649,162	501,888	147,274	464,344	501,888
18 Customer Accounting	101,070	96,517	4,553	139,972	1,399,605	1,160,838	238,767	1,377,865	1,160,838
19 Rents	24,028	3,756	20,272	3,553	52,237	7,165	45,072	60,506	45,072
20 General Office Expense	60,757	26,421	34,336	514,571	470,171	329,299	140,872	913,427	329,299
21 Miscellaneous	351,445	165,346	186,099	1,018,444	2,933,442	2,534,684	398,758	3,940,665	2,534,684
25 Other Maintenance	199,679	70,511	129,168	224,793	2,284,673	1,248,184	1,036,489	2,413,288	1,248,184
Total Maintenance & Operations Expense	2,773,916	2,012,471	761,445	3,768,839	27,300,483	24,412,728	2,887,755	26,852,111	24,412,728
27 Depreciation	618,619	626,522	7,903-	655,718	6,716,503	7,339,261	622,758-	5,813,673	7,339,261
28 Amortization	40,477	40,507	30-	45,264	459,264	486,084	26,820-	693,166	486,084
29 General Taxes	21,699	227,149	248,848-	319,287	2,860,457	2,721,809	138,648	2,736,877	2,721,809
30 State Income Taxes	344,787	79,262	265,525	637,155	454,913	987,225	532,312-	1,081,477	987,225
31 Federal Income Taxes	283,044	293,857	576,901-	884,611-	2,169,470	3,588,510	1,419,040-	2,404,645	3,588,510
32 Tax Savings Acquisition Adjustment									
33 Total Operating Expenses	3,473,056	3,279,768	193,288	4,536,865	39,961,090	39,535,617	425,473	39,581,949	39,535,617
34 Utility Operating Income	299,263	985,406	686,143-	809,527-	9,049,057	11,873,673	2,824,616-	10,537,670	11,873,673
35 OTHER INCOME & DEDUCTIONS									
36 Non-Operating Rental Income									
37 Dividend Income-Common									
38 Dividend Income-Preferred									
39 Interest Income	2,213	17,273	2,213	45,571	2,213	175,832	2,213	346,533	175,832
40 AFUDC Equity	15,815	10,233	4,582	937-	130,318-	66,058	196,376-	20,772	66,058
42 M & J Miscellaneous Income	54,434-								
43 Gain(Loss)/on Disposition									
45 Total Other Income	36,406	27,506	63,912-	44,634	145,579	241,890	96,311-	367,305	241,890
46 Miscellaneous Amortization									
47 Tax Savings Acquisition Adjustment									
48 Misc. Other Deductions	35-	64	99-		531-	768	1,299-		768
49 General Taxes	4,929	2,033	2,896	8,770	278,501	280,419	1,918-	338,328	280,419
50 State Income Taxes	5,513-	263	5,776-	28,589-	28,426-	23,044-	5,382-	22,229-	23,044-
51 Federal Income Taxes	27,562	1,027	28,589-	112,944-	142,126-	89,708-	52,418-	111,145-	89,708-
52 Total Other Deductions	28,181	3,387	31,568-	126,763-	107,418	168,435	61,017-	204,954	168,435
53 Total Other Income	8,225	24,119	32,344-	171,397	38,161	73,455	35,294-	162,351	73,455
54 Income Before Interest Charges	291,038	1,009,525	718,487-	638,130-	9,087,218	11,947,128	2,859,910-	10,700,021	11,947,128
55 INTEREST CHARGES									
56 Interest on Long-Term Debt	418,324	394,867	23,457	426,629	5,111,245	4,738,404	372,841	5,368,517	4,738,404
57 Amortization and Debt Expense	6,073	6,009	64	6,073	72,873	72,108	765	77,198	72,108
58 Interest-Short Term Bank Debt	37,878	57,435	19,557-	37,166	408,695	625,948	217,253-	183,637	625,948
59 Other Interest Expense	2,457	7,844-	5,387-	4,102	4,102	4,102	0	3,523	4,102
60 AFUDC-Debt	2,262		2,262	19,504-	116,516-	79,851-	36,665-	147,644-	79,851-
61 Total Interest Charges	462,470	450,467	12,003	450,364	5,480,399	5,356,609	123,790	5,485,231	5,356,609
62 Net Income	171,432-	559,058	387,626	1,088,494-	3,606,819	6,590,519	2,983,700-	5,214,790	6,590,519
64 Preferred Dividend Declared	6,515	38,325	31,810-	6,568	78,706	459,900	381,194-	79,874	459,900
65 Net Income to Common Stock	177,947-	520,733	342,786	1,095,062-	3,528,113	6,130,619	2,602,506-	5,134,916	6,130,619

1
01/17/07
18:24:40

KENTUCKY-AMERICAN WATER COMPANY
 FORECASTED TEST YEAR PAYROLL TAXES
 CASE NO: 2008-00427
 LINE 39-169A
 KAWC

DESCRIPTION	Jun-2009	Jul-2009	Aug-2009	Sep-2009	Oct-2009	Nov-2009	Dec-2009	Jan-2010	Feb-2010	Mar-2010	Apr-2010	May-2010	TOTAL
TOTAL O & M LABOR	612,987	559,450	588,553	583,584	578,354	627,457	573,217	543,641	617,848	608,826	585,045	583,584	7,062,548
TOTAL CAPITAL	155,218	142,615	149,985	149,167	143,145	156,163	143,509	137,121	156,338	155,274	148,293	149,167	1,784,995
TOTAL COMPANY LABOR	768,205	702,065	737,538	732,751	721,499	783,620	716,726	680,762	774,186	764,100	733,338	732,751	8,847,543
PAYROLL SUBJECT TO FUTA (BASE \$7,000)	762,060	678,194	583,393	279,178	72,150	40,748	30,819	17,700	3,561	3,286	2,273	0	2,473,362
FUT @ .8%	6,096	5,426	4,667	2,233	577	326	247	142	28	26	18	0	19,786
TOTAL CAPITAL	(1,242)	(1,141)	(1,192)	(1,193)	(1,145)	(1,249)	(1,148)	(1,097)	(1,251)	(1,242)	(1,186)	(1,193)	(14,279)
NET FUTA	0	0	0	0	0	0	0	0	0	0	0	0	0
NET FUTA	4,854	4,285	3,475	1,040	(568)	(923)	(901)	(955)	(1,223)	(1,216)	(1,168)	(1,193)	5,507
PAYROLL SUBJECT TO FICA	768,205	702,065	737,538	732,751	721,499	781,915	697,159	662,897	757,172	744,533	692,672	692,349	8,690,757
Social Security @ 6.2% (Base \$109740) est	47,629	43,528	45,727	45,431	44,733	48,479	43,224	41,100	46,945	46,161	42,946	42,926	538,829
Medicare Tax @ 1.45%	11,139	10,180	10,694	10,625	10,462	11,362	10,393	9,871	11,226	11,079	10,633	10,625	128,289
FICA	58,768	53,708	56,421	56,056	55,195	59,841	53,617	50,971	58,171	57,240	53,579	53,551	667,118
TOTAL CAPITAL	(11,874)	(10,910)	(11,397)	(11,411)	(10,951)	(11,946)	(10,978)	(10,490)	(11,960)	(11,878)	(11,344)	(11,411)	(136,550)
NET FICA	0	0	0	0	0	0	0	0	0	0	0	0	0
NET FICA	46,894	42,798	45,024	44,645	44,244	47,895	42,639	40,481	46,211	45,362	42,235	42,140	530,568
PAYROLL SUBJECT TO SUTA (BASE \$8,000)	764,364	698,554	649,034	445,513	118,326	79,146	32,969	21,104	4,413	6,724	3,227	3,371	2,826,745
SUT @ .5%	3,822	3,493	3,245	2,228	592	396	165	106	22	34	16	17	14,136
TOTAL CAPITAL	(776)	(713)	(745)	(746)	(716)	(781)	(718)	(686)	(782)	(776)	(741)	(746)	(8,926)
NET SUTA	0	0	0	0	0	0	0	0	0	0	0	0	0
NET SUTA	3,046	2,780	2,500	1,482	(124)	(385)	(553)	(580)	(760)	(742)	(725)	(729)	5,210
TOTAL P/R TAXES, LINE 39-169A	54,794	49,863	50,999	47,167	43,552	46,587	41,185	38,946	44,228	43,404	40,342	40,218	541,285

DESCRIPTION	Jun-2009	Jul-2009	Aug-2009	Sep-2009	Oct-2009	Nov-2009	Dec-2009	Jan-2010	Feb-2010	Mar-2010	Apr-2010	May-2010	TOTAL
TOTAL O & M LABOR	5,586	5,023	5,424	5,184	5,502	5,825	5,232	4,832	5,312	5,573	5,407	5,184	64,084
TOTAL CAPITAL	0	0	0	0	0	0	0	0	0	0	0	0	0
TOTAL COMPANY LABOR	5,586	5,023	5,424	5,184	5,502	5,825	5,232	4,832	5,312	5,573	5,407	5,184	64,084
PAYROLL SUBJECT TO FUTA (BASE \$7,000)	5,541	4,852	4,290	1,975	550	303	225	126	24	24	17	0	17,927
FUT @ .8%	44	39	34	16	4	2	2	1	0	0	0	0	142
TOTAL CAPITAL	0	0	0	0	0	0	0	0	0	0	0	0	0
NET FUTA	44	39	34	16	4	2	2	1	0	0	0	0	142
PAYROLL SUBJECT TO FICA	5,586	5,023	5,424	5,184	5,502	5,825	5,232	4,832	5,312	5,573	5,407	5,184	64,084
Social Security @ 6.2% (Base \$109740)	346	311	336	321	341	361	324	300	329	346	335	321	3,971
Medicare Tax @ 1.45%	81	73	79	75	80	84	76	70	77	81	78	75	929
FICA	427	384	415	396	421	445	400	370	406	427	413	396	4,900
TOTAL CAPITAL	0	0	0	0	0	0	0	0	0	0	0	0	0
NET FICA	427	384	415	396	421	445	400	370	406	427	413	396	4,900
PAYROLL SUBJECT TO SUTA (BASE \$8,000)	5,558	4,998	4,773	3,152	902	588	241	150	30	49	24	24	20,489
SUT @ .5%	28	25	24	16	5	3	1	1	0	0	0	0	103
TOTAL CAPITAL	0	0	0	0	0	0	0	0	0	0	0	0	0
NET SUTA	28	25	24	16	5	3	1	1	0	0	0	0	103
TOTAL P/R TAXES, LINE 39-169A	499	448	473	428	430	450	403	372	406	427	413	396	5,145

Boonesboro Sewer

DESCRIPTION	Jun-2009	Jul-2009	Aug-2009	Sep-2009	Oct-2009	Nov-2009	Dec-2009	Jan-2010	Feb-2010	Mar-2010	Apr-2010	May-2010	TOTAL
TOTAL O & M LABOR	731	731	731	731	731	731	730	730	730	755	755	731	8,817
TOTAL CAPITAL	0	0	0	0	0	0	0	0	0	0	0	0	0
TOTAL COMPANY LABOR	731	731	731	731	731	731	730	730	730	755	755	731	8,817
PAYROLL SUBJECT TO FUTA (BASE \$7,000)	725	706	578	279	73	38	31	19	3	3	2	0	2,457
FUT @ .8%	6	6	5	2	1	0	0	0	0	0	0	0	20
TOTAL CAPITAL	0	0	0	0	0	0	0	0	0	0	0	0	0
NET FUTA	6	6	5	2	1	0	0	0	0	0	0	0	20
PAYROLL SUBJECT TO FICA	731	731	731	731	731	731	730	730	730	755	755	731	8,817
Social Security @ 6.2% (Base \$109740)	45	45	45	45	45	45	45	45	45	47	47	45	544
Medicare Tax @ 1.45%	11	11	11	11	11	11	11	11	11	11	11	11	128
FICA	56	56	56	56	56	56	56	56	56	58	58	56	672
TOTAL CAPITAL	0	0	0	0	0	0	0	0	0	0	0	0	0
NET FICA	56	56	56	56	56	56	56	56	56	58	58	56	672
PAYROLL SUBJECT TO SUTA (BASE \$8,000)	727	727	643	444	120	74	34	23	4	7	3	3	2,809
SUT @ .5%	4	4	3	2	1	0	0	0	0	0	0	0	14
TOTAL CAPITAL	0	0	0	0	0	0	0	0	0	0	0	0	0
NET SUTA	4	4	3	2	1	0	0	0	0	0	0	0	14
TOTAL P/R TAXES, LINE 39-169A	66	66	64	60	58	56	56	56	56	58	58	56	710

DESCRIPTION	Jun-2009	Jul-2009	Aug-2009	Sep-2009	Oct-2009	Nov-2009	Dec-2009	Jan-2010	Feb-2010	Mar-2010	Apr-2010	May-2010	TOTAL
TOTAL O & M LABOR	1,462	1,462	1,462	1,462	1,462	1,473	1,473	1,473	1,473	1,473	1,518	1,518	17,711
TOTAL CAPITAL	0	0	0	0	0	0	0	0	0	0	0	0	0
TOTAL COMPANY LABOR	1,462	1,462	1,462	1,462	1,462	1,473	1,473	1,473	1,473	1,473	1,518	1,518	17,711
PAYROLL SUBJECT TO FUTA (BASE \$7,000)	1,450	1,412	1,156	557	146	77	63	38	7	6	5	0	4,917
FUT @ .8%	12	11	9	4	1	1	1	0	0	0	0	0	39
TOTAL CAPITAL	0	0	0	0	0	0	0	0	0	0	0	0	0
NET FUTA	12	11	9	4	1	1	1	0	0	0	0	0	39
PAYROLL SUBJECT TO FICA	1,462	1,462	1,462	1,462	1,462	1,473	1,473	1,473	1,473	1,473	1,518	1,518	17,711
Social Security @ 6.2% (Base \$105800)	91	91	91	91	91	91	91	91	91	91	94	94	1,098
Medicare Tax @ 1.45%	21	21	21	21	21	21	21	21	21	21	22	22	257
FICA	112	112	112	112	112	112	112	112	112	112	116	116	1,355
TOTAL CAPITAL	0	0	0	0	0	0	0	0	0	0	0	0	0
NET FICA	112	112	112	112	112	112	112	112	112	112	116	116	1,355
PAYROLL SUBJECT TO SUTA (BASE \$8,000)	1,455	1,455	1,287	889	240	149	68	46	8	13	7	7	5,624
SUT @ .5%	7	7	6	4	1	1	0	0	0	0	0	0	26
TOTAL CAPITAL	0	0	0	0	0	0	0	0	0	0	0	0	0
NET SUTA	7	7	6	4	1	1	0	0	0	0	0	0	26
TOTAL P/R TAXES, LINE 39-169A	131	130	127	120	114	114	113	112	112	112	116	116	1,417

Fica Historical Base	2000	76,200		
	2001	80,400	5.5100%	4,200
	2002	84,900	5.6000%	4,500
	2003	87,000	2.4700%	2,100
	2004	87,900	1.0300%	900
	2005	90,000	2.3900%	2,100
	2006	94,200	4.6700%	4,200
	2007	97,500	3.5000%	3,300
	2008	102,000	4.6200%	4,500
	2009	105,800	3.7238%	3,800
	forecast	109,740	3.7238%	3,940
Forecast based on review of historical increases - used avg				3.7238%