

OSS-90

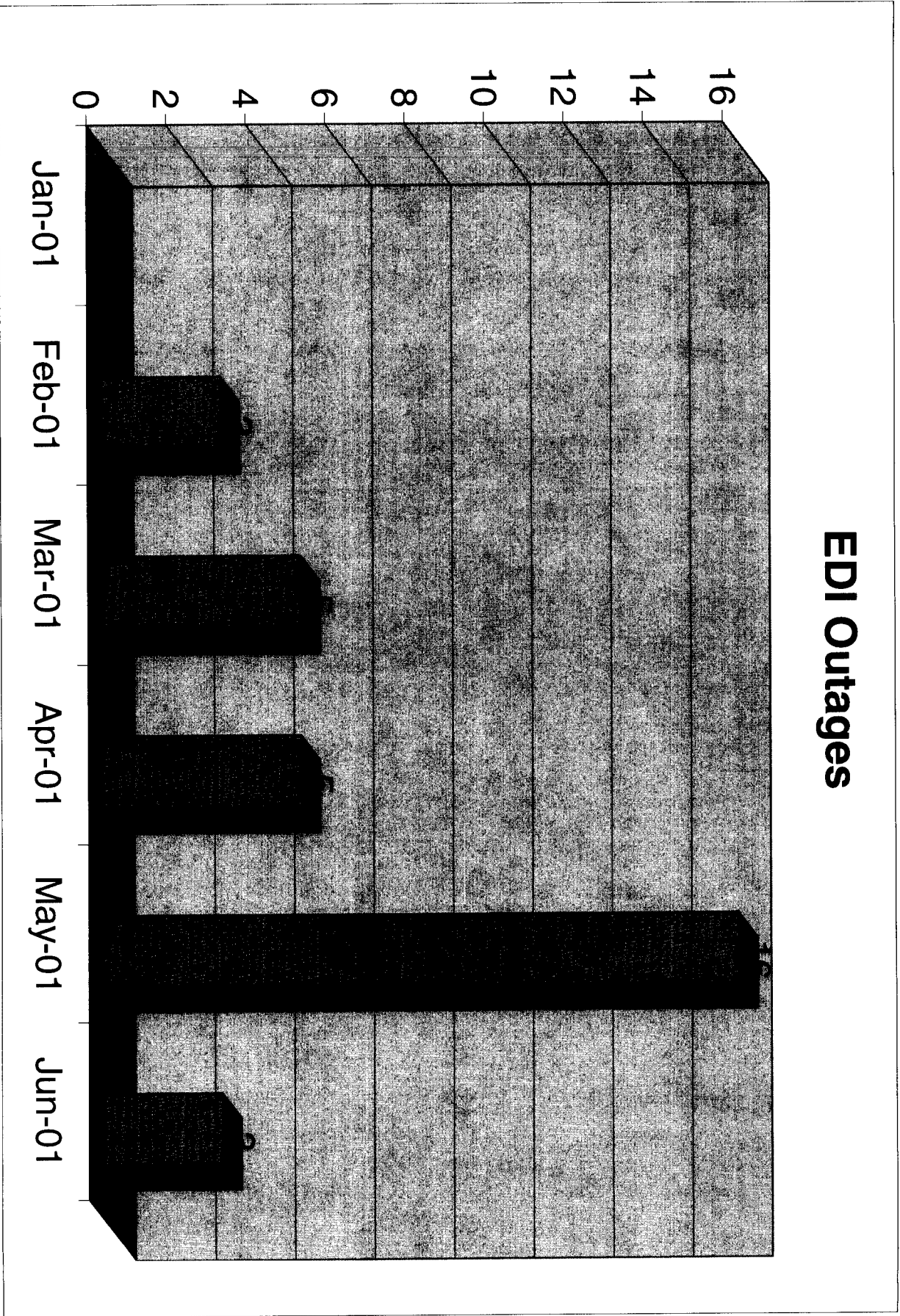
Exhibit to the Rebuttal Testimony of Ron Pate
Public Service Commission of Kentucky
Case No. 2001-105
JULY 30, 2001

Detailed Analysis of Change Control Process Type 1 Change Requests

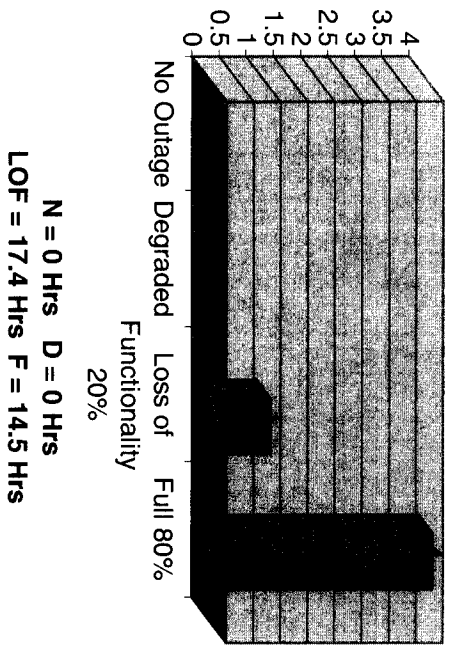
EDI Outages April, May & June 2001

Month	No Outage (N)			Degraded (D)			Loss of Functionality (LOF)			Full Outage (F)			Total All			% Actual Availability
	# Outages	Hours	% of Total Availability	# Outages	Hours	% of Total Availability	# Outages	Hours	% of Total Availability	# Outages	Hours	% of Total Availability	Total # Outages	Total Hours	% of Total Availability	
644 April	0	0	0.00%	0	0	0.00%	1	17.4	2.70%	4	14.5	2.25%	5	31.9	4.95%	95.05%
644 May	3	0	0.00%	4	2.25	0.35%	5	6.9	1.07%	4	10	1.55%	16	19.15	2.97%	97.03%
644 June	2	0	0.00%	0	0	0.00%	1	3.76	0.58%	0	0	0.00%	3	3.76	0.58%	99.42%
644 July		0	0		0	0			0.00%		0	0		0	0.00%	
644 Aug		0	0		0	0			0.00%		0	0			0.00%	
644 Sep		0	0		0	0			0.00%		0	0			0.00%	
644 Oct		0	0		0	0			0.00%		0	0			0.00%	
644 Nov		0	0		0	0			0.00%		0	0			0.00%	
644 Dec		0	0		0	0			0.00%		0	0			0.00%	


EDI Outages



EDI Outages by Type - April 2001




EDI Outages by Type - May 2001



■ Number of Outages by Type

EDI Outages by Type - June 2001



■ Number of Outages by Type